

**2016**

**PRODUCT  
SPECIFICATION  
BOOK**

*ofm*  
Furniture For The Real Office™

# Product Index by Model Number

55.....	6, 70	334 & 334T.....	80	1002.....	128	55505.....	103	FTBASE.....	119, 124	S487218.....	155
66.....	6, 70	335.....	44	1003.....	128	55CAS.....	131	GB.....	89	S487224.....	155
66T.....	6, 70	336, 336-AA3.....	44	1004.....	128	55CPU.....	132	GB-UNO.....	89	S508010018.....	157
105.....	29	336-DK, 336-AA3-DK.....	44	1005.....	128	55KBS.....	132	GLIDES.....	89	S508010024.....	157
105-AA.....	29	338.....	45	1006.....	129	66120.....	110	GT3977.....	92	S508020018.....	157
105-AA-DK.....	29	403, 403-VAM.....	46	1007.....	129	66121.....	111	GT4794.....	92	S508020024.....	157
105-DK.....	29	404, 404-VAM.....	46	2001.....	7, 68	66122.....	10, 112,	HF-CASTER.....	90	S508020036.....	157
118-2.....	29	404-CAS.....	87	2001T.....	7, 68	66123.....	10, 112,	LAN3618.....	154	S508020048.....	157
118-2-AA.....	29	404C.....	46	2010.....	94	66124.....	10, 112, 130	LAN4818.....	154	S508020060.....	157
118-2-AA-DK.....	29	405, 405-VAM.....	47	2012.....	94	66140.....	110	LIB3672.....	127	S508020072.....	157
118-2-DK.....	29	407, 407-VAM.....	47	2014.....	94	66141.....	111	LIB4896.....	127	S508030036.....	157
119-VAM.....	30	408, 408-VAM.....	48	2016.....	94	66150.....	110	LT36RD.....	125	S508030048.....	157
119-VAM-AA.....	30	408-C.....	48	2201.....	8, 69	66151.....	111	LT36SQ.....	125	S508030060.....	157
119-VAM-AADK.....	30	409, 409-VAM.....	49	2202.....	8, 69	66152.....	10, 112	LT42RD.....	125	S508030072.....	157
119-VAM-DK.....	30	414, 414-VAM.....	50	3000.....	71	66153.....	10, 112	LT42SQ.....	125	S508510004.....	155, 157
125.....	31	414C, 414C-VAM.....	50	3001L.....	71	66154.....	10, 112, 130	LTBASE-Large... 120, 125		S508620002.....	157
125-DK.....	31	420.....	51	3001R.....	71	66180.....	113	LTBASE-Small... 120, 125		S508620003-1.....	155, 157
130.....	31	421.....	51	3001LT.....	72	66182.....	10, 112	MON-B-DBL-SVR.....	132	S508620003-2.....	157
130-AA3.....	31	422.....	51	3001RT.....	72	66183.....	10, 112	MON-C-DBL-SVR.....	132	S508620005.....	157
130-AA3-DK.....	31	423.....	51	3002.....	72	66184.....	10, 112, 130	MON-B-SNGL-SVR.....	132	S508629999.....	157
130-DK.....	31	452.....	52	3002T.....	72	66200.....	109	MON-C-SNGL-SVR.....	132	SFR100.....	157
150.....	32	453.....	52	3010.....	73	66242.....	113	MT36RD.....	125	SH1836CH.....	157
150-AA.....	32	500-L.....	52	3045.....	73	66248.....	113	MT36SQ.....	125	SH1848CH.....	157
150-AA-DK.....	32	503-L.....	52	3090.....	73	66266.....	114	MT42RD.....	125	SH1860CH.....	157
150-DK.....	32	505-L.....	53	5000L.....	74	66300.....	109	MT42SQ.....	125	SH1872CH.....	157
200.....	34	507-LX.....	53	5000R.....	74	66348.....	114	MTBASE.....	120, 125	SH2436CH.....	157
200-DK.....	34	508-LX.....	53	5000LE.....	74	66360.....	114	MTCAFÉBASE... 120, 125		SH2448CH.....	157
202.....	34	509-LX.....	53	5000RE.....	74	66366.....	115	N101.....	28	SH2460CH.....	157
202-DOLLY.....	84	510-L.....	54	9004.....	9, 130	66366 L&R.....	115	N102.....	28	SH2472CH.....	157
211.....	77	511-L.....	54	9008.....	9, 130	66510.....	115	N201.....	28	SHCART1836.....	158
211T.....	77	515-L.....	54	9012.....	9, 130	66745.....	109	N202.....	28	SHCART1848.....	158
212.....	77	516-LX.....	55	9016.....	9, 130	66746.....	109	NB-3.....	78, 90	SHCART1860.....	158
212T.....	77	517-LX.....	55	55102.....	96	77266.....	116	NB-3G.....	78, 90	SHCART2436.....	158
241.....	32	518-LX.....	55	55103.....	96	77348.....	116	NB-4.....	78, 90	SHCART2448.....	158
241-AA.....	32	520-L.....	54	55106.....	96, 108, 138	77360.....	116	NB-4G.....	78, 90	SHCART2460.....	158
241-AA-DK.....	32	521-LX.....	55	55107.....	96	77366.....	117	NB-5.....	78, 90	SHCART2472.....	158
241-DK.....	32	521-LX-T-AA.....	55	55111.....	97	77366 L&R.....	117	NB-5G.....	78, 90	SHT48CH.....	157
241-VAM.....	33	522-LX.....	55	55116.....	97	77372.....	117	NET.B.LEG-P.....	78, 90	SHT72CH.....	157
241-VAM-AA.....	33	550.....	56	55118.....	92	A310N.....	88	NGT-1.....	28, 126	SLH.....	157
241-VAM-AADK.....	33	550-L.....	56	55125.....	97	AA-1.....	88	NGT-2.....	28, 126	SMT50.....	157
241-VAM-DK.....	33	560-L.....	56	55129.....	92	AA-3.....	88	ORO100.....	64	SMT100.....	157
247.....	33	561-L.....	56	55135.....	97	AA-6.....	88	ORO200.....	64	SPS1836.....	157
247-VAM.....	33	565-L.....	56	55139.....	98	ATBASE-DVN.....	118	ORO300.....	65	SPS1848.....	157
300-BR.....	84	580.....	57	55141.....	98	AT30RD.....	121	P4725.....	135	SPS2436.....	157
300-DOLLY.....	84	581.....	57	55142.....	98	AT30SQ.....	121	P4731.....	135	SPS2448.....	157
300-K.....	84	590-F.....	57	55145.....	99	AT32RD-DVN.....	121	P4737.....	135	SPS2460.....	157
300-SV.....	35	590-L.....	57	55148.....	99	AT36RD.....	121	P4748.....	135	SRA18CRA.....	157
300-SV-VAM.....	35	591-F.....	58	55150.....	131	AT36SQ.....	121	P4760.....	135	SRA24CRA.....	157
300-XL.....	35	591-L.....	58	55151.....	131	AT36SQ-DVN.....	121	P6325.....	136	SUH18.....	157
300-XL-VAM.....	35	595-F.....	58	55152.....	131	AT42RD.....	121	P6331.....	136	SUH24.....	157
303.....	36	595-L.....	58	55153.....	99	CAS.LOCK.....	87	P6337.....	136	T1X1 series.....	145
303-DOLLY.....	84	611.....	59	55165.....	99	CBLT24RD.....	122	P6348.....	136	T1X2 series.....	146
304-P.....	36	640.....	59	55175.....	138	CBLT24SQ.....	122	PG296.....	134	T1X3 series.....	146
304-CAS.....	85	650.....	59	55177.....	103, 139	CBLT30RD.....	122	PG296-2.....	134	T1X4 series.....	147
304-DOLLY.....	85	651.....	60	55185.....	138	CBLT30SQ.....	122	PG297.....	134	T1X5 series.....	147
305.....	37	654.....	60	55196.....	103, 139	CBLTBASE.....	118, 122	PG297-2.....	134	T2X2 series.....	148
305-12.....	37	654COVER.....	60	55215.....	137	CCLT24RD.....	122	PG4725.....	135	T2X3 series.....	148
305-14.....	37	655.....	60	55218.....	100	CCLT24SQ.....	122	PG4731.....	135	T2X4 series.....	149
305-16.....	37	660.....	61	55219.....	100	CCLT30RD.....	122	PG4737.....	135	T2X5 series.....	149
305-CAS-NT.....	85	670.....	61	55220.....	100	CCLT30SQ.....	122	PG4748.....	135	T3672MB.....	93
305-DOLLY.....	85	680.....	61	55221.....	100	CCLTBASE.....	118	PG4760.....	135	T4896MB.....	93
305-14-DOLLY.....	85	700.....	61	55222.....	100	CFT24RD.....	123	PG63.....	137	T3672RT.....	93
306.....	37	700-AA6.....	61	55223.....	103, 139	CFT24SQ.....	123	PG6325.....	136	T4896RT.....	93
306-GB.....	86	700-HF-CASTER.....	90	55224.....	103, 139	CFT30RD.....	123	PG6331.....	136	TABLE2020.....	95
308-F, 308-P.....	7, 38	710.....	62	55244.....	101	CFT30SQ.....	123	PG6337.....	136	TABLE2040.....	95
309-F, 309-P.....	7, 38	711.....	62	55245.....	101	CFTBASE.....	118	PG6348.....	136	TABLE3030.....	95
308-309-CAS.....	86	800-L.....	62	55246.....	101	CMT24RD.....	123	PG6360.....	136	UT2448.....	127
310-DOLLY.....	86	810-LX.....	63	55248.....	104	CMT24SQ.....	123	POST47.....	137	UT2460.....	127
310-F, 310-FA.....	39	811-LX.....	63	55260.....	104	CMT30RD.....	123	POST63.....	137	UT3048.....	127
310-P, 310-PA.....	39	812-LX.....	63	55275.....	138	CMT30SQ.....	123	PS47.....	137	UT3060.....	127
310-TABLET.....	86	82X.FT.....	88	55285.....	138	DK-2.....	89	PS63.....	137	X5-L series (X5 Lite).....	153
310-VAM.....	40	821.....	65	55290.....	104	E910.....	75	R1X1 series.....	140	X5-R series.....	152
310-VAM-A.....	40	821-NT.....	65	55292.....	104	E1000.....	81	R1X2 series.....	141	X5-S series.....	152
315.....	40	822.....	66	55293.....	105	E1001.....	81	R1X3 series.....	141	XTBASE-CAFÉ... 119, 124	
315-DOLLY.....	87	822-NT.....	66	55294.....	105	E1003.....	81	R1X4 series.....	142	XTBASE-Small... 120, 125	
320-DOLLY.....	87	831.....	67	55296.....	106	E1007.....	82	R1X5 series.....	142	XTBASE-Large... 120, 125	
320-F, 320-P.....	41	832.....	67	55310.....	106	E1008.....	82	R2X2 series.....	143	XTC24RD.....	124
320-VAM.....	41	840.....	67	55312.....	106	E1009.....	82	R2X3 series.....	143	XTC24SQ.....	124
323 & 323T.....	79	881.....	68	55313.....	107	E2000.....	83	R2X4 series.....	144	XTC30RD.....	124
324 & 324T.....	79	902.....	75	55314.....	107	ET2020.....	94	R2X5 series.....	144	XTC30SQ.....	124
325.....	41	902-DK.....	75	55316.....	108	ET2040.....	94	S3618.....	155	XT36RD.....	126
325-335-DOLLY.....	87	902-VAM.....	75	55490.....	108	ET3030.....	95	S3624.....	155	XT36SQ.....	126
326, 326-AA3.....	42	902-VAM-DK.....	75	55501.....	102	FT36RD.....	124	S367218.....	154	XT42RD.....	126
326-DK, 326-AA3-DK.....	42	910.....	75	55502.....	102	FT36SQ.....	124	S367224.....	154	XT42SQ.....	126
328.....	43	920.....	76	55503.....	102	FT42RD.....	124	S4818.....	155		
333 & 333T.....	80	921.....	76	55504.....	102	FT42SQ.....	124	S4824.....	155		



OFM continues to offer you space planning with the use of our 20-20 Technologies and 20-20 Visual Impressions software. We add new products continuously, keeping our library up to date to help you plan your space using products from OFM.

Send us your space specifications and we will fill it.

**OFM Grade-In & COM Program**

OFM has revised its Grade-In & COM program to improve the ordering process and provide more options at better pricing. We now have patterns graded from 5 major upholstery companies for an even wider selection. Please refer to pages 12-26 for a full list of the upholsteries offered, their grades and the list price of the models offered in those grades.

Join us in reducing your global footprint by choosing a "Green" option from any one of our product lines. Look for the GreenGuard® Certification logo on pages throughout this book. Both the Standard and Gold Certificates show how our commitment to a clean environment continues to grow.



All prices are subject to change without notice.

Not responsible for typographical errors.

Please check website [www.ofminc.com](http://www.ofminc.com) for most up to date product information.

**Most products will require assembly. Those that do not will be noted as such.**

**All of the information in this booklet is available as a PDF file with images or an Excel file without the images. Email [support@ofminc.com](mailto:support@ofminc.com) for details.**

**Table Of Contents**

New Products.....4  
*Jupiter Series Stool & Table*  
*Hex Series Stool & Table*  
*Quin Stool*  
*Stanza Nesting Stack Chair*  
*Morph Series Privacy Chair & Sofa*  
*Mesa Series Folding/Nesting Table*  
*Endure Series Table with Seats*

Grade-In & COM Program.....11

Seating..... 27  
*Task — Lite Use, 8-Hour, 24-Hour*  
*Big & Tall*  
*Executive*  
*Group*  
*Indoor/Outdoor*  
*Reception*  
*Soft*  
*Stack*  
*Stools*

Seating Accessories.....84

Tables & Desks.....91  
*Pedestal Desks*  
*Panel End Desks*  
*Laminate Desks*  
*Conference Tables*  
*Reception Room Tables*  
*Café Height Tables*  
*Multi-Purpose Tables*  
*Reception Stations*  
*Modular Furniture*  
*Nesting/Folding Tables*  
*Privacy Stations*  
*Standing Height Tables*  
*Training Tables*  
*Tables with Attached Seats*  
*Table Bases*

Table & Desk Accessories..... 130

RiZe Panel Systems.....133  
*Reception Stations*  
*Workstations*  
*Privacy Stations*  
*Components & Accessories*

Wire Shelving / X5 Storage.....150  
*X5 / X5 Lite Kits*  
*Wire Shelving*  
*Workstations*  
*Components & Accessories*  
*Media Carts*

**NEW PRODUCTS FOR 2016**

Jupiter Series Stool & Table



*Models 2001 Stool & 2001T Table*

Hex Series Stool & Table



*Models 66 Stool & 66T Table*

Quin Stool



*Model 55*

Stanza Nesting Stack Chair



*Model 308-P*

*Model 309-F*

Morph Series Privacy Chair & Sofa



*Model 2201 Chair*



*Model 2202 Sofa*

NEW PRODUCTS FOR 2016

Mesa Series  
Folding/Nesting Training Table/Desk



Model 66153



Model 66152

Models 66122 & 66123 = 23.50" x 47.25"  
66152 & 66153 = 23.50" x 59"  
66182 & 66183 = 23.50" x 71"


Endure Series  
Standing Height Table w/Seats



Models 9004 = 4 Seats  
9008 = 8 Seats  
9012 = 12 Seats  
9016 = 16 Seats

# NEW PRODUCTS

## 55 Quin Stool



### PRICING

Model	List /MSRP
55	\$366.00

Stocked Combinations	Features	Notes
<p><b>PVC Free Polyurethane - Geometrix Fabric</b></p> <p>PU605 = All Navy                      PU606 = All Black                      PU607 = All Taupe                      PU608 = All Brown                      PU605-BLJY = Navy vinyl seat / Bluejay fabric sides                      PU606-NCKL = Black vinyl seat / Nickel fabric sides                      PU607-PLUM = Taupe vinyl seat / Plum fabric sides                      PU608-CPPR = Brown vinyl seat / Copper fabric sides</p>	<ul style="list-style-type: none"> <li>• 400 lbs. weight capacity</li> <li>• Contemporary design</li> <li>• 5 sided stool</li> <li>• 1 curved side to create round configuration</li> <li>• Top covered in PVC Free Polyurethane and sides covered in Geometrix Patterned Fabric or all covered in PVC Free Polyurethane</li> </ul>	<ul style="list-style-type: none"> <li>• 1" thick seat cushion</li> </ul>

### DIMENSIONS

Seat Size	Seat Height	Overall Size	Weight Capacity
30" W x 26" D	17.25"	17.25" H x 30" W x 26" D	400 lbs.

### SHIPPING: FOB NC (Zip Code 27540)

Model	Carton Size	Carton Cube	Carton Wt.	FedEx Dim. Wt.	LTL Class / NMFC#
55	31" x 27" x 18"	8.71 cu. ft.	28 lbs.	77	250 / 80580-03

## 66 Hex Series Stool



### PRICING

Model	List /MSRP
66	\$333.00

Textured Vinyl Colors	Features
<p>AQU = Aqua                      LEF = Leaf                      LIN = Linen                      MDN = Midnight                      SLT = Slate</p>	<ul style="list-style-type: none"> <li>• 300 lbs. weight capacity</li> <li>• 5 cleanable textured vinyl colors are CAL117</li> <li>• Hexagon shape for multiple configuration possibilities</li> <li>• Chrome finish legs with nylon leveling glides</li> <li>• Shipped fully assembled</li> </ul>

### DIMENSIONS

Seat Size	Seat Height	Overall Size	Weight Capacity
20" W x 22.75" D	18.50"	18.5" H x 20" W x 22.75" D	300 lbs.

### SHIPPING: FOB NC (Zip Code 27540)

Models	Carton Size	Carton Cube	Carton Wt.	FedEx Dim. Wt.	LTL Class / NMFC#
66	25" x 21" x 20"	6.0	17	54	250 / 80580-03

## 66T Hex Series Table

### PRICING

Model	List /MSRP
66T	\$333.00



Table Top Laminate	Features
<p>WHT = Smooth White</p>	<ul style="list-style-type: none"> <li>• 300 lbs. weight capacity</li> <li>• Smooth white laminate table top surface for table</li> <li>• Hexagon shape for multiple configuration possibilities</li> <li>• Chrome finish legs with nylon leveling glides</li> <li>• Shipped fully assembled</li> </ul>

### DIMENSIONS

Table Top Size	Table Height	Overall Size (Table)	Weight Capacity
20" W x 22.75" D	16.75"	16.75" H x 20" W x 22.75" D	300 lbs.

### SHIPPING: FOB NC (Zip Code 27540)

Model	Carton Size	Carton Cube	Carton Wt.	FedEx Dim. Wt.	LTL Class / NMFC#
66T	25" x 21" x 18"	6.50	17	49	250 / 82100-03

**2001 Jupiter Series Stool**



**PRICING**

Model	List / MSRP
2001	\$296.00

Fabric Colors	Features
2312 = Red    2331 = Green 2315 = Gray    2336 = Blue 2327 = Black	<ul style="list-style-type: none"> <li>• 300 lbs. weight capacity</li> <li>• Divot on one side to allow close positioning of stools in a row if desired</li> <li>• Chrome finish legs with nylon leveling glides</li> <li>• Shipped fully assembled</li> </ul>

**DIMENSIONS**

Seat Size	Seat Height	Overall Size	Weight Capacity
21" W x 16" D	19"	19" H x 24" W x 20" D	300 lbs.

**SHIPPING: FOB NC (Zip Code 27540), KS (Zip Code 66021), PA (Zip Code 18031)**

Model	Carton Size	Carton Cube	Carton Wt.	FedEx Dim. Wt.	LTL Class / NMFC#
2001	26" x 22" x 20"	6.62	20	59	100 / 80580-06

**2001T Jupiter Series Table**



**PRICING**

Model	List / MSRP
2001T	\$333.00

Fabric Colors	Table Top Laminate	Features
2312 = Red 2315 = Gray 2327 = Black 2331 = Green 2336 = Blue	Smooth White	<ul style="list-style-type: none"> <li>• 300 lbs. weight capacity</li> <li>• Smooth white laminate table top surface</li> <li>• Divot on one side to allow close positioning of table in a row if desired</li> <li>• Chrome finish legs with nylon leveling glides</li> <li>• Shipped fully assembled</li> </ul>

**DIMENSIONS**

Table Top Size	Table Height	Overall Size	Weight Capacity
18" W x 12.50" D	19"	19" H x 24" W x 20" D	300 lbs.

**SHIPPING: FOB NC (Zip Code 27540), KS (Zip Code 66021), PA (Zip Code 18031)**

Model	Carton Size	Carton Cube	Carton Wt.	FedEx Dim. Wt.	LTL Class / NMFC#
2001T	26" x 22" x 20"	6.62	26	59	100 / 80580-06

**308-F & 308-P Stanza Nesting Stack Chair**

**309-F & 309-P Stanza Nesting Stack Chair with Arms**

**PRICING**

Models	List / MSRP
308-P	\$199.00
308-F	\$226.00
309-P	\$243.00
309-F	\$270.00



308-P



Plastic Colors	Fabric Color *	Frame Finish	Features	Notes
P0 = Black* P17 = Burgundy P46 = Navy	805-Black  *Fabric seat is available ONLY on P0 Black chairs.	Scratch-resistant powder-coated gray metal	<ul style="list-style-type: none"> <li>• 300 lbs. weight capacity</li> <li>• Plastic models stack 12 high</li> <li>• Fabric models stack 12 high</li> <li>• No assembly required</li> <li>• GreenGuard® Certified for Children &amp; School</li> <li>• Built-in ganging brackets for armless model</li> <li>• 306-GB Ganging Bracket for use with model with arms</li> <li>• Optional Casters add 1.75" to overall height of chair</li> </ul>	<ul style="list-style-type: none"> <li>• Minimum order of 4 chairs required or a \$25 carton breakage fee will apply</li> <li>• Optional casters available</li> <li>• See pages 86 for accessories                             <ul style="list-style-type: none"> <li>- Casters</li> <li>- Ganging Bracket</li> </ul> </li> </ul>

**DIMENSIONS**

Seat Size	Back Size	Seat Height - P	Seat Height - F	Arm Width	Arm Height from Floor	Overall Size	Weight Capacity
17.75" W x 16" D	20.25" W x 8.75" H	17.50"	18"	Interior: 22.50" Exterior: 26"	26.50"	31" H x 22.50" W x 22" D	300 lbs.

**SHIPPING: FOB NC (Zip Code 27540)**

Models	Carton Size	Carton Cube	Item Wt.	FedEx Dim. Wt.	LTL Class / NMFC#
308-F	24.50" x 23.50" x 46.50"	16	16 lbs.	LTL Only	125 / 80580-05
308-P	24.50" x 23.50" x 46.50"	16	16 lbs.	LTL Only	125 / 80580-05
309-F	26.50" x 24.50" x 46.50"	18	17 lbs.	LTL Only	125 / 80580-05
309-P	26.50" x 24.50" x 46.50"	18	17 lbs.	LTL Only	125 / 80580-05




30P-F

# NEW PRODUCTS

## 2201 Morph Series Privacy Chair

Model	List /MSRP
2201	\$1,667.00



Textured Vinyl Colors	Charging Panel	Features
LIN = Linen MDN = Midnight SLT = Slate	1 AC Plug 2 USB Ports 	<ul style="list-style-type: none"> <li>• 500 lbs. weight capacity</li> <li>• Easy to flip up privacy panel</li> <li>• UL approved electrical recharge panel with stainless steel finish and 1 AC plug and 2 USB ports</li> <li>• 4 foot electrical cord</li> <li>• 3 Cleanable textured vinyl colors are CAL117</li> <li>• Chrome sled base</li> <li>• Comes fully assembled</li> </ul>

### DIMENSIONS

Chair Seat Size	Chair Seat Height	Chair Back Size	Chair Back Privacy Panel	Arm Height from floor	Arm Width	Chair Overall Size	Weight Capacity
22.25" W x 20" D	19.75"	22.25" W x 23" H	10.25" H x 33.25" W x 30" D	29.75"	4"	40.50 - 50.75" H x 33.25" W x 33" D	500 lbs.


### SHIPPING: FOB NC (Zip Code 27540)

Model	Carton Size	Carton Cube	Carton Wt.	FedEx Dim. Wt.	LTL Class / NMFC#
2201	43" x 35" x 34"	30	70	264	250 / 80580-03

## 2202 Morph Series Privacy Sofa

Model	List /MSRP
2202	\$2,499.00



Textured Vinyl Colors	Charging Panel	Features
LIN = Linen MDN = Midnight SLT = Slate	1 AC Plug 2 USB Ports 	<ul style="list-style-type: none"> <li>• 500 lbs. weight capacity</li> <li>• Easy to flip up privacy panel</li> <li>• UL approved electrical recharge panel with stainless steel finish and 1 AC plug and 2 USB ports</li> <li>• 4 foot electrical cord</li> <li>• 3 Cleanable textured vinyl colors are CAL117</li> <li>• Chrome sled base</li> <li>• Comes fully assembled</li> </ul>

### DIMENSIONS

Seat Size	Seat Height	Inside Back Size	Outside Back Size	Privacy Panel	Arm Height from floor	Arm Width	Overall Size	Weight Capacity
50.50" W x 20" D	19.75"	51.50" W x 23" H	58" W x 23" H	10.50" H x 33.50" W x 30" D	29.75"	4"	40.50 - 50.75" H x 61.50" W x 33" D	500 lbs.

### SHIPPING: FOB NC (Zip Code 27540)

Model	Carton Size	Carton Cube	Carton Wt.	FedEx Dim. Wt.	LTL Class / NMFC#
2202	43" x 64" x 34"	55	90	483	175 / 80865-03



**Endure Series Tables with Seats**

- 9004 Standing Height table with 4 Seats
- 9008 Standing Height table with 8 Seats
- 9012 Standing Height table with 12 Seats
- 9016 Standing Height table with 16 Seats

**PRICING**

Models	List /MSRP
9004	\$1,999.00
9008	\$3,833.00
9012	\$5,666.00
9016	\$7,499.00



Top Finishes	Seat Finishes	Base Finish	Features
WHT = White Dry Erase WLT = Walnut	DVN = Dark Vein WLT = Walnut	Dark-Vein	<ul style="list-style-type: none"> <li>• 300 lbs. weight capacity per seat</li> <li>• Standing height table with attached seats, can be used with or without seats</li> <li>• 1" thick top</li> <li>• White Dry Erase surface or Walnut finish laminate top</li> <li>• Swivel seats with pullout seat positioning</li> <li>• Seats available in solid wood with walnut finish or contoured metal with dark vein powder-coat finish</li> <li>• UL Listed and approved flip up electrical recharge panel with 3 AC plugs and 2 USB ports</li> <li>• 4 foot electrical cord</li> </ul>

Model number listed first - seat style - top finish.



9012-WLT-WLT  
Endure Series Table with 12 Seats



9004-DVN-WHT  
Endure Series Table with 4 Seats



UL Listed and approved flip up electrical recharge panel with 3 AC plugs and 2 USB ports

**SHIPPING: FOB NC (Zip Code 27540)**

Models	Size of Boxes on Pallet	Total Weight	Number of Cartons	Total Cu. Ft.	FedEx Dim. Wt.	LTL Class / NMFC#
9004	60" x 36" x 21"	200 lbs.	10	27 cu. ft.	LTL only	150 / 80560
9008	60" x 36" x 30"	340 lbs.	19	38 cu. ft.	LTL only	150 / 80560
9012	60" x 36" x 47"	475 lbs.	28	59 cu. ft.	LTL only	150 / 80560
9016	60" x 36" x 51"	610 lbs.	37	64 cu. ft.	LTL only	150 / 80560



# NEW PRODUCTS

**66122 Mesa Series** Folding/Nesting Training Table/Desk  
28.50" H x 23.50" D x 47.25" W

**66123 Mesa Series** Folding/Nesting Training Table/Desk with Privacy Panel  
28.50" - 39" H x 23.50" D x 47.25" W

**66152 Mesa Series** Folding/Nesting Training Table/Desk  
28.50" H x 23.50" D x 59" W

**66153 Mesa Series** Folding/Nesting Training Table/Desk with Privacy Panel  
28.50" - 39" H x 23.50" D x 59" W







**66182 Mesa Series** Folding/Nesting Training Table/Desk  
28.50" H x 23.50" D x 71" W

**66183 Mesa Series** Folding/Nesting Training Table/Desk with Privacy Panel  
28.50" - 39" H x 23.50" D x 71" W

## PRICING

Models	List / MSRP
66122	\$599.00
66123	\$689.00
66152	\$666.00
66153	\$758.00
66182	\$766.00
66183	\$860.00
66124 (Privacy Panel)	\$90.00
66154 (Privacy Panel)	\$92.00
66184 (Privacy Panel)	\$94.00

## DIMENSIONS

Overall Size Model 66122	Overall Size Model 66152	Overall Size Model 66182
28.50" H x 23.75" D x 27.75" D 	28.50" H x 23.75" D x 59" W 	28.50" H x 23.75" D x 71" W 
Overall Size Model 66123	Overall Size Model 66153	Overall Size Model 66183
Desk: 28.50" H x 23.75" D x 27.75" W Panel: 38.25" L x 12.50" W x .25" D 	Desk: 28.50"- 39" H x 23.50" D x 59" W Panel: 50" L x 12.50" W x .25" D 	Desk: 28.50"- 39" H x 23.75" D x 71" W Panel: 62" L x 12.50" W x .25" D 

Top Finishes	Privacy Panel	Base Finish	Base	Features
CHY = Cherry MPL = Maple OAK = Oak	Black Fabric	Scratch-resistant gray metal	Powder-coated painted steel frame with 2 back casters and 2 front locking casters	<ul style="list-style-type: none"> <li>• Flip up or drop down top nesting table with or without fabric covered modesty/privacy panel (See page 130 for panels)</li> <li>• Heavy-duty steel construction</li> <li>• 1" thick laminate top</li> <li>• Gray T-mold protective edge banding</li> <li>• Round steel legs with back locking casters and front non-locking casters</li> <li>• Gray molding</li> <li>• Wire management cutout</li> </ul>

## SHIPPING: FOB NC (Zip Code 27540)

Models	Carton Sizes	Carton Cube	Carton Wt.	FedEx Dim. Wt.	LTL Class / NMFC#
66122	51" x 27" x 9" (desk) + 43" x 16" x 4" (panel)	7.17 cu. ft. + 1.59 cu. ft. = 8.76 cu. ft.	50 lbs. + 5 lbs. = 55 lbs.	60 15	125 / 82100-05 125 / 82100-05
66152	62" x 27" x 8" (desk) + 54" x 16" x 4" (panel)	7.75 cu. ft. + 2.00 cu. ft. = 9.75 cu. ft.	60 lbs. + 6 lbs. = 66 lbs.	69 18	125 / 82100-05 125 / 82100-05
66182	74" x 27" x 9" (desk) + 66" x 16" x 4" (panel)	10.41 cu. ft. + 2.44 cu. ft. = 12.85 cu. ft.	65 lbs. + 7 lbs. = 72 lbs.	87 22	125 / 82100-05 125 / 82100-05
66124	43" x 16" x 4"	1.59 cu. ft.	5	15	125 / 82100-05
66154	54" x 16" x 4"	2.00 cu. ft.	6	18	125 / 82100-05
66184	66" x 16" x 4"	2.44 cu. ft.	7	22	125 / 82100-05



**GRADE-IN & COM PROGRAM**

## OFM's Textile Grade-In & COM Program

### **Grade-In Program**

OFM offers its seating models in CF Stinson, Momentum, Mayer, Culp Contract and Douglass Industries graded-in upholstery, eliminating the time and expense involved in a COM transaction. All patterns meet ACT and BIFMA standards. This program enables you to issue just one purchase order, providing simplified orders and the most convenient, yet complete, seating choices available from a single source. Our Grade-In partners provide a broad range of upholsteries from which to choose. Whether you are looking for high-end, designer-inspired looks, durable high performance vinyl or pvc-free polyurethane that can take a beating, or bring in a punch of color that will set your seating apart, our grade-in partners will have what you need.

Application of Grade-In Program upholstery will be as depicted on the swatch card unless otherwise instructed on the order and may be subject to application testing prior to acceptance of the order.

Fabric Warranty: Grade-In program fabrics are non-standard materials, not covered under our warranty. For warranty information, please contact the textile manufacturer.

Lead Times/Availability: Order specified with Grade-In program textiles will be acknowledged at normal lead times based on the supplier's delivery schedule. Some textiles are imported and availability may affect delivery time. Each supplier reserves the right to discontinue patterns with colors from its program without notice.

Fabric Samples: For memo samples, contact our alliance partners:

CF Stinson: (800) 841-6279	Culp Contract: (336) 888-6274	Douglass Industries: (609) 804-6040
Mayer: (317) 267-2626	Momentum: (800) 366-6839	

### **COM Program**

COM price includes application of customer's fabric which should be prepaid to factory and clearly marked to indicate: 1) buyer's name, 2) buyer's purchase order number, 3) client, 4) furniture number of item to be covered, and 5) instructions for application, i.e. face, railroaded, reversed, etc. Furniture orders should include a completed copy of the COM/Special Order Data sheet (See next page for example of this sheet). This sheet can be supplied to you by a sales person or downloaded from the OFM website, which has the same information as well as cutting instructions and a description of the fabric including pattern and color number in order to provide a cross reference and to reduce the margin of error. In the absence of specific written instructions accompanying the order, fabrics will be cut, seamed and applied at our discretion and at the customer's risk. Yardage requirements are listed on the Grade-In pricing chart beginning on page 24. Dealership standard discount applies.

#### Grade-In & COM Project Stipulations:

- Non-cancelable/Non-Refundable
- Will not be processed without OFM credit approval or some type of prior payment arrangement
- For all orders, A 50% deposit will be required at the time of the order
- Project must be paid in full before product is delivered
- Average lead-time is 10-12 weeks from the receipt of the fabric

#### Send all COM Materials to:

OFM, LLC  
Attn: COM Department  
161 Tradition Trail  
Holly Springs, NC 27540  
Phone: (800) 520-7471

If you are using a velvet fabric or any fabric with a directional nap, contact OFM.

#### Repeat Increase COM Requirement by:

7" and under:	11%
8" to 13":	18%
14" to 21":	21%
22" to 27":	24%
8" and over:	25%


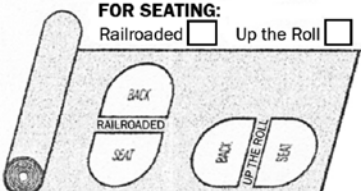
FOR LARGE QUANTITIES – OFM will supply exact yardage requirements, revisions and special match upon request. In the absence of specific written instructions accompanying the order, fabrics will be cut, seamed and applied at our discretion and at the customer's risk. Napped and some velvets are usually applied without luggage stitching. While we inspect fabrics for mill imperfections, some are difficult to recognize. We cannot be responsible for defects, color inaccuracies, dye lot variations, and other flaws. We suggest that our customers inspect fabrics before furnishing them to OFM.

Because every fabric specification is different and application for use must be taken into consideration, OFM shall not be held responsible in any manner for wrong specification of fabric, and OFM does not guarantee application, wear, durability or light fatness of the items included in this program except where covered by supplier warranty. If a pattern is not listed or "call" is listed as the grade, you must contact OFM for pricing.

**\*\*Note: These models are not available in vinyl covering: 125, 2001, 2001T**

**Data Sheet**

Below is an example of the form that needs to be filled out to place a Grade-In and/or COM order.  
A typeable PDF file can be found on the OFM web site.

<b>Data Sheet</b>		SHEET: Grade-In <input type="checkbox"/> & COM <input type="checkbox"/>	
 <p><b>For any material that OFM has not graded in, a test sample of no less than 10" x 12" maybe required to be submitted for testing prior to accepting the order. Please include this Data Sheet with Purchase Order to avoid any delays in the order process.</b></p>			
<b>OFM Use Only:</b> Job Registration #: <input style="width: 100%;" type="text"/> Material Tracking #: <input style="width: 100%;" type="text"/> Material Est. Del. Date: <input style="width: 100%;" type="text"/> Product Tracking/PO#: <input style="width: 100%;" type="text"/> Test ID: <input style="width: 100%;" type="text"/> Uphol: <input style="width: 100%;" type="text"/> Material Ship Method: <input style="width: 100%;" type="text"/> Final Prod Ship Method: <input style="width: 100%;" type="text"/> Final Prod FOB: <input style="width: 100%;" type="text"/> Product #: <input style="width: 100%;" type="text"/> Yardage Req'd: <input style="width: 100%;" type="text"/> Estimated Lead Time: <input style="width: 100%;" type="text"/>		<b>CSR Use Only:</b> Date item moved to COM: <input style="width: 100%;" type="text"/> Sales Notified of Rcpt of PO: <input style="width: 100%;" type="text"/> Date Purchase Order Rcvd: <input style="width: 100%;" type="text"/> Follow-up with Uphol: <input style="width: 100%;" type="text"/> Sales Order #: <input style="width: 100%;" type="text"/> Date Promised to Ship: <input style="width: 100%;" type="text"/> Date Moved to Stream: <input style="width: 100%;" type="text"/> Notes: <input style="width: 100%; height: 50px;" type="text"/>	
Your Company Name:		Contact Person:	
Account #:		Email:	Fax #:
Specifying Agent:		Delivery Date Requested:	Phone #:
End User:		Bid #: (If Applicable)	
Purchase Order #:	Sales Quote #:	Special Instructions:	
<b>Material Information</b> <input type="checkbox"/>		<b>Grade-In</b> <input type="checkbox"/> <b>COM</b> <input type="checkbox"/>	
Material Supplier:		Fabric Content:	
Phone #:		Country of Origin:	
Fax #:		Backing: Please Circle: Yes <input type="checkbox"/> or No <input type="checkbox"/>	
Email:		Type:	
Material Pattern Name/Color:		Usable Width in Inches: (Is the fabric to be railroaded?)	
Yardage Sent:		Repeats: (Horizontal and/or vertical)	
Special Instructions:		Please Check: UP THE ROLL <input type="checkbox"/> or RAILROAD <input type="checkbox"/>	
		<p><b>FOR SEATING:</b>                      Railroaded <input type="checkbox"/> Up the Roll <input type="checkbox"/></p> 	

# CULP CONTRACT

The CULP Contract Fabrics Collection is available through OFM on OFM upholstered products. Listed below are the OFM Grades and recommended matching requirements. Specify OFM's product in the corresponding grade of the desired fabric, and OFM will handle ordering the fabric from Culp. All orders utilizing these upholstery products are subject to the availability of material from CULP. For more information and memo samples of these or other Culp fabrics, refer to your Culp Contract library, or call your Culp at 336-889-5161. You may also visit Culp's website — [www.culpcontract.com](http://www.culpcontract.com).

*Any patterns that you do not see listed, or listed as CALL, require contact to our special orders dept. for assistance.*

*\*Patterns or colors being phased out - please call for availability.*

Pattern	OFM Grade	Match Recommended
AB	A	
Benday	A	
Bravo NPL	A	
Bunnyhop	A	
Castillo	B	
Cantina R/L	B	
City Park	A	
Critic's Choice	A	
Dillon	A	
Fandango	A	
Fine Tune	A	
Gavotte	A	
Gunslinger R/L	A	
Hathaway	A	
High Cotton TFL	A	
Kedar	A	
Loose change	A	
Montgomery	A	
Oregon Trail R/L	B	
Palance t/k	A	
Petal Pusher	B	
Ridgecrest	A	
Tea time	A	
Thunder strike	A	
Venue TFL	B	
Winslow	A	



The entire CF Stinson Textile Collection is available through OFM on OFM upholstered products. Listed below are the OFM Grades and recommended matching requirements. Specify OFM's product in the corresponding grade of the desired fabric, and OFM will handle ordering the fabric from CF Stinson. All orders utilizing these upholstery products are subject to the availability of material from CF Stinson. For more information and memo samples of these or other CF Stinson fabrics, refer to your CF Stinson library, or call your CF Stinson's Sales Office at 800-841-6279. You may also visit CF Stinson's website — [www.cfstinson.com](http://www.cfstinson.com)

*Any patterns that you do not see listed, or listed as CALL, require contact to our special orders dept. for assistance.*

*\*Patterns or colors being phased out - please call for availability.*

Pattern	OFM Grade	Match Recommended
Abacus	E	
Acanthus	CALL	
Ace	B	
Acrobat	F	
Adirondack	E	
Aero	F	
Affinity	F	
Algiers	CALL	
All American	B	
Aloha	F	
Arc	D	
Arioso	E	
Ascend	E	
Aspen	F	
Atlas	B	
Atmosphere	B	
Auberge	F	
Aura	CALL	
Avant	B	
Balance Beam	E	
Bali	E	
Balustrade	CALL	
Bambu-EnVj™	F	
Banyan	F	
Bari	F	
Bass Line	E	
Beatbox	E	
Beeline	D	Railroad
Beep Beep	E	
Bespoke	D	
Bistro	B	
Block Party	F	Railroad
Bon Voyage	E	
Block Party		
Bloom	CALL	
Bongo	F	
Breton	E	
Brio	E	Railroad
Bryant Park	B	
Budget Black	A	
Burkshire	B	
Calla	F	
Camino	CALL	
Cannon Beach	CALL	
Canterbury	CALL	
Capreni	F	
Carlisle	B	
Casablanca	E	
Cassidy	C	
Catalina	E	
Catalyst	B	
Catwalk	E	
Celeste	E	



cfstinson

Continued

Pattern	OFM Grade	Match Recommended
Chakra	CALL	Railroad
Chauncey	C	
Chi w/Agion™	CALL	
Chloe	E	
Chroma	C	
Cielo	CALL	
Cinnamon Blossom	F	
Circa	B	
Cirque	C	
Clean Slate	C	
Coco	E	
Colden	F	
Comeback	F	
Colorguard	B	
Continuum	D	
Core	B	
Cottonwood	E	
Courtyard	F	
Cozy	D	
Cruisin'	F	
Cyma	CALL	
Crypton Metro	C	
Crypton Suede	D	
Current	CALL	
Curves Ahead	F	Railroad
Daddy-O w/Agion	CALL	
Dakota	C	
Dart	B	
Dash	C	
Delphi	F	
Detail	CALL	
Deza	CALL	Railroad
Diffusion	CALL	
Diva	C	
Dodgeball	E	
Double Time w/Agion	CALL	
Duet	D	
E'Lan-HC	CALL	
Elderberry	F	
Eli	F	
English Pub	B	
Entrada	F	
Equinox	D	
Excursion	C	
Expressions	B	
Facet	C	
Fenestra	F	
Finite	C	
Firefly	F	
Fizz	C	
Flex	D	
Flight	CALL	
Flip Flops	F	Railroad
Florentine	D	
Folio	F	
Free Hand	D	
Furrows	C	
Geodesic	F	
GeoMet	C	
Glacier	B	
Glisten	CALL	
Grand Sierra	B	
Grove	E	
Hands On	E	
Happy Hour	D	
Happy Tappy	CALL	
Haven	D	
Helix	F	
Hive	B	
Horizons	F	
Hourglass	E	
Hudson	CALL	
I Spy	E	
Impression	CALL	
In the Groove w/Agion	CALL	

Pattern	OFM Grade	Match Recommended
Inside Track	C	
Insignia	CALL	
Interplay	D	
Interval	D	
Isabella	F	
Jala	CALL	Railroad
Jam Session w/Agion	CALL	
Jambi Stripe	E	
Jasmine Screen	E	Railroad
Jump w/Agion	CALL	
Juxy	F	
Kambala	CALL	
Ketana	CALL	
Kilkenny Tweed	C	
Knock Knock	CALL	
Labyrinth	F	
Laredo	B	
Latitude	C	
Lava	CALL	
Leaps & Bounds	E	
Lindley Park	B	
Line Dance	D	
Links	F	
Linus	D	Railroad
Liquid	C	
Lucent	CALL	
Lucky Charm	F	
Makeover	CALL	
Mali	F	
Malta	CALL	
Manchester	D	
Marimba	E	Railroad
Martini	F	
Matrix	C	
Mesa	CALL	
Mica	C	
Mingle	E	
Moccasin	B	
Modena	E	
Modulation	D	
Montage	D	
Montana	B	
Moxie	E	
Mumbai	CALL	
Natural World	E	
Naugaleather	B	
Naugasoft	B	
Neochrome III	B	
New Hempstead*	B	
Next Scene	E	
Nova	C	
Now & Zen w/Agion	CALL	
Olympus	F	
Oscillate	CALL	
On the Money	D	
Oxford	C	
Pacifica	CALL	Railroad
Panache	F	
Panorama	F	
Parapet	E	Railroad
Park Avenue	E	
Patriot Plus II	B	
Plexus	F	
Persuasion	D	
Petals	E	
Polka	B	
Portico	D	Railroad
Posh	D	
Prisma	F	
Profile	E	
Radiance	CALL	
Raffia	C	
Rainier	B	
Rally	B	
Raquette	E	Railroad



cfstinson

Continued

Pattern	OFM Grade	Match Recommended
Realm	D	
Respite	F	
Retrograde	B	
Revolve	CALL	
Rialto	C	
Ripple	CALL	
Rivera	F	
Rogue II	B	
Rolling Stones	F	
Salinas	CALL	
San Simeon	CALL	
Satellite	C	
Schout	C	
Scintillate	CALL	
Scribe	C	
Script	C	
Seagrass	F	
Second Act	E	
Sedona	CALL	
Sentry	C	
Serpention	CALL	
Seville	CALL	
Shantung	B	
Sideline	C	
Silverado w/Agion™	CALL	
Simplicity	B	
Skyline	F	
Sleek	C	
Slightwave	F	
Smile	E	
Smoothie	C	
Snuggle	D	
Solitaire	E	
Spandrel	E	
Spark	CALL	
Sphere	C	
Spindles	CALL	
Spirit Millennium	B	
Splash	E	
Squire	D	
Stellar	C	
Sterling w/Agion	CALL	
Stipple	C	
Straight and Narrow	E	
Stratford	CALL	
Stitch in Time	C	
Sumatran Palm	E	
Summit	D	
Sunburst	F	
Sundance w/StaKleen™	D	
Sunswept	F	
Supersillyness	CALL	
Swivel	F	
Symphony Classic	C	
Take Two	F	
Tender	CALL	
Tendril	B	
Tessellate	CALL	
Tessuto	C	
Thicket	C	
Tiles Too!	E	
To the Point	D	
Tracing	C	
Transcend	B	
Tree House	D	
Tribeca	B	
True Path w/Agion	CALL	
Tuscan Hills	CALL	
Tweed	E	
Umbrian Rain	CALL	
Up Tempo w/Agion	CALL	
Valise	C	
Varati	CALL	
Vegas	B	
Vermont	F	

Pattern	OFM Grade	Match Recommended
Verdure-EnVi™	E	
Velocity	D	
Verve w/Agion	CALL	
Vibe	E	
View	F	
Vineyard	CALL	
Vintage	F	Railroad
Vision	C	
Voltage	F	
Volterra-HC	CALL	
Walk the Line	E	
Waterwand	CALL	Railroad
Whirl	F	
Whisper	B	
Whitney	C	
Wicker	F	
Willow Talk	F	
Wink w/Agion	E	
Wish	CALL	
Wyatt	D	
Ybor	F	
Ziggy	C	
Zodiac	C	
Zoom	D	



## MOMENTUM GROUP

The entire Momentum Textile Collection is available through OFM on OFM upholstered products. Listed below are the OFM Grades and recommended matching requirements. Specify OFM's product in the corresponding grade of the desired fabric, and OFM will handle ordering the fabric from Momentum. All orders utilizing these upholstery products are subject to the availability of material from Momentum. For more information and memo samples of these or other Momentum fabrics, refer to your Momentum library, or call your Momentum's Sales Office at 800-366-6839. You may also visit Momentum's website — [www.momtex.com](http://www.momtex.com).

*Any patterns that you do not see listed, or listed as CALL, require contact to our special orders dept. for assistance.*

*\*Patterns or colors being phased out - please call for availability.*

Pattern	OFM Grade	Match Recommended
Acacia	CALL	
Ace	C	
Agora	D	
Allegory	CALL	
Align	CALL	
Amenity	CALL	
Amuse	D	
April	E	
Ardour	CALL	
Arrange	CALL	
Audio	CALL	
Audubon	CALL	
Avenue	D	
Axis	C	
Bandwidth	F	
Bangle	B	
Banter	CALL	Railroad





**MOMENTUM GROUP** Continued

<b>Pattern</b>	<b>OFM Grade</b>	<b>Match Recommended</b>
Basis	B	
Beeline	D	
Bento	CALL	
Bestow	CALL	
Bias	CALL	Railroad
Bloc	CALL	
Boom	D	
Boxcar	CALL	
Bravo	D	
Bravo II	E	
Cairns	CALL	
Camber	CALL	
Candid	D	
Canter	C	
Carouse	CALL	Railroad
Cashmere	D	
Cashmere II	D	
Catalogue	CALL	
Centric	CALL	
Charade	CALL	Railroad
Cienega	CALL	
Cinch	B	
Cite	CALL	Railroad
Clang	D	Railroad
Context	C	
Core	B	
Cover Cloth	D	
Course	CALL	
Crossing Colors	CALL	
Crux	F	
Current	C	
Dash	CALL	
Dayspell	CALL	
Decode	C	
Delve	F	
Dive	F	
Dividend	CALL	
Drawing Lines	CALL	
Drift	CALL	
Duo	CALL	
Echo	E	
Edison	CALL	
Effloresce	CALL	
Element	F	
Elevate	CALL	Railroad
Emanate	CALL	
Eon	D	
Epic	C	
Essentia	F	
Estrella	CALL	
Evolve	CALL	
Expo	B	
Feliz	CALL	
Flection	CALL	
Flux	CALL	
Foray	E	
Free	D	
Fuse	C	
Gauge	C	
Geo	CALL	
Gesture	E	Railroad
Gusto	D	
Habit	C	
Hearsay	CALL	
Heyday	CALL	Railroad
Hue	C	
Hula	CALL	
Huntington	F	
Icon	F	
Identity	CALL	Railroad
Idiom	CALL	
Idyll	CALL	
Impact	D	
Imprint	CALL	Railroad
Index	CALL	
Infinity	C	

<b>Pattern</b>	<b>OFM Grade</b>	<b>Match Recommended</b>
Infusion	F	
Inhabit	CALL	Railroad
Inner Circle	CALL	
Innuendo	CALL	Railroad
Insight	B	
Intermezzo	CALL	Railroad
Interim	CALL	
Intermix	D	
Intermix II	D	
Intersect	D	
Interval	C	
Isla	E	
Jardin	CALL	
Jargon	C	
Jest	CALL	Railroad
Jitney	F	
Juncture	CALL	
Keynote	D	
Kindle	F	
Kindred	F	
Kinney	D	
Knack	C	
Kudos	CALL	
Lineup	C	
Livia	CALL	
Malmo	CALL	
Mantra	CALL	Railroad
Marathon	C	
Masque	E	
Matter	E	Railroad
Max	E	
Medley	E	
Melodeon	CALL	
Mensa	CALL	
Millennium	C	
Mix	CALL	Railroad
Moda	C	
Mojo	CALL	
Molto	CALL	
Nagoya	CALL	
Narration	CALL	
Neon	CALL	
Oath	E	
Odyssey	C	
Oh's	CALL	
Origin	B	
Painting Strokes	CALL	
Panorama	CALL	Railroad
Paragon	F	Railroad
Periphery	CALL	Railroad
Perk	B	
Photon	CALL	
Propensity	C	
Prospect	E	
Proximity	CALL	
Quirk	D	
Rally	CALL	
Ratio	B	
Realm	D	
Recollection	CALL	
Redux	E	
Rein	D	
Revolve	CALL	
Riga	CALL	
Savant	D	
Scan	CALL	
Scope	CALL	
Scribe	E	
Sector	C	
Sense	E	
Silica	CALL	
Silica Leather	CALL	
Silica Tech	CALL	
Small Talk	CALL	
Solace	D	
Solo	D	



MOMENTUM GROUP Continued

Pattern	OFM Grade	Match Recommended
Solo2	D	
Soma	CALL	Railroad
Sort	CALL	Railroad
Spin	CALL	
Stance	D	
Strada	CALL	
Sublime	D	
Sublime II	D	
Symbol	CALL	
Synergy	E	
Syntax	CALL	
Sway	F	
Tact	E	
Tactic	CALL	
Tangent	C	
Tate	B	
Telegram	CALL	
Tesla	CALL	
Tetra	D	
Tone	E	
Torque	CALL	
Tradition	C	
Trove	CALL	
Turin	CALL	
Twist	CALL	
Upside	F	
Vario	D	
Veer	F	
Velocity	D	Railroad
Venue	D	
Via	C	
Viva	F	
Vox	B	
Wander	CALL	
Weaving Paletts	CALL	
Whim	CALL	Railroad
X-Factor	F	



Style Has Value

The entire Mayer Textile Collection is available through OFM on OFM upholstered products. Listed below are the OFM Grades and recommended matching requirements. Specify OFM's product in the corresponding grade of the desired fabric, and OFM will handle ordering the fabric from Mayer. All orders utilizing these upholstery products are subject to the availability of material from Mayer. For more information and memo samples of these or other Mayer fabrics, refer to your Mayer library, or call your Mayer's Sales Office at 800-428-4415. You may also visit Mayer's website — [www.mayerfabrics.com](http://www.mayerfabrics.com).

*Any patterns that you do not see listed, or listed as CALL, require contact to our special orders dept. for assistance.*

*\*Patterns or colors being phased out - please call for availability.*

Pattern	OFM Grade	Match Recommended
Acclaim	C	
Align	B	Railroad
All Seasons FR	B	
All Use FR	B	

Pattern	OFM Grade	Match Recommended
Amadeus	E	
Apex	C	
Arabesque	D	
Aristocrat	D	Railroad
Array	D	Railroad
Artistry	B	
Ascension	F	
Athens FR	C	
Atomic	C	
Aurora	F	
Avenue	E	Railroad
Awakening	CALL	
Banner	B	Railroad
Bar None	D	
Batik	B	
BeBop	E	
Bella	D	
Big Top	E	Railroad
Blocks	B	
Botanica	D	
Boteh	CALL	
Brio	E	
Bungalow	E	
Burst	D	
Camelot	C	
Canvas	D	
Catalyst	C	
Cavalier	B	
Celtic	D	
Chaps FR	C	
Charade	E	
Charette	C	
Circuit	F	
Circumference	F	
City Lights	E	Railroad
Collage	CALL	
Component	C	
Contempo	C	
Continuum	B	
Convergence	CALL	
Cross Check	B	
Crystals	D	
Cuddle Up	E	
Curlicue	C	
Dakota	C	
Dande	C	
Dapper	B	
Daydream	C	
Dazzle	D	
Debonair	E	
Debut	CALL	
Destiny	C	Railroad
Destiny plus DuraBlock™	D	Railroad
Detail	D	
Disco	D	
Domain	D	
Dublin Tweed FR	C	
Duraweave® 10	B	
Echo	C	
Ecosphere	D	
Eleanor Rigby	E	
Element	C	
Empire	CALL	
Encore	E	
Enigma	CALL	
Entourage	F	Railroad
Entwine	C	
Equation	C	
Equinox	C	
Erode	CALL	
Escapade	F	
Esprit	C	
Essex	C	
Europa	D	
Evolve	F	
Fable	E	



Style Has Value Continued

Pattern	OFM Grade	Match Recommended
Facets	E	
Factor	C	
Fairy Tales	F	
FanFare	F	
Fantasy	F	
Fathom	D	Railroad
Figure Eight	B	
Finale	C	
Finesse	B	
Finish Line	E	
Flock	CALL	
Flower Power	C	
Focal Point	C	
Forte	A	
Foundation 10	A	
Frequency	A	
Gala	A	
Geisha	A	
Genesis	C	
Genesis plus DuraBlock™	D	
Glee	C	
Groundworks	D	
Guardian	C	
Haberdash	C	
Habitat	D	
Heather FR	C	
Hole In One	E	
Holiday	D	Railroad
Hoopla	C	
Hopsack	D	
Illusion	F	
Images	C	
Impulse	C	
In The Groove	C	
Infinity	E	Railroad
Interlace	C	
Interlochen	C	
Intrigue	C	
Jenga	D	
Jitterbug	D	
Journey	D	Railroad
Jubilee	B	Railroad
Jumpin' Jacks	F	
Juncture	CALL	
Karma	E	
Katagami	F	
Key Largo	B	
Kismet	D	
Linen	B	
Links	C	
Locomotion	C	
Lunar	C	
Madras	C	
Madrid SP Black	A	
Malibu	A	
Mandala	A	
Marquise	A	
Marrakesh	A	
Marvel	E	
Matrix	F	
Maze	D	
Meander	B	
Metro	C	
Microdot	C	
Monogram	C	
Moonscape	C	
Mosaic	C	
Mosaic plus DuraBlock™	D	
Motif	E	
Myriad	D	
Mystic	C	
New Dimensions	CALL	
Nirvana	E	
Nostalgia	C	
Nuance	D	
Nylon-Stat ESD	E	

Pattern	OFM Grade	Match Recommended
Obi	F	
Obsession	CALL	
On the Spot	E	
Optic	B	
Orbit	C	
Origami	F	
Ottoman	E	
Oxen SP Black	A	
Palermo	A	
Panache	A	
Paparazzi	A	
Paradigm	A	
Paradise	CALL	
Pastime	D	
Patent	D	
Pathway	D	Railroad
Patio	B	
Pavilion	F	Railroad
Peerless	C	
Phoenix	B	
Pinehurst	C	
Pinnacle	C	
Plaza	D	
Portal	D	
Positive Thoughts	F	
Prado	C	Railroad
Primo	D	
Prism	B	
Pulse	E	
Punch	C	
Quark	E	
Quattro	B	
Rain Dance	D	Railroad
Ranchero	A	
Rapport	A	
Ratio	A	
Razzmatazz	A	
Realm	A	
Rebound	E	
Reiki	E	
Relic	F	
Replay	E	
Reveal	D	
Reverb	B	
Rhythm	E	
Rift	C	
Ritz	C	
Rock & Roll	E	
Round 'N Round	E	
Sakura	CALL	
Samurai	F	
Sashiko	CALL	
Sequel	B	
Sequel plus DuraBlock™	C	
Sequence	C	
Shantung	B	
Sherlock	B	
Shibori	F	
Shimmer	D	
Sierra SP Black	A	
Silk Screen	A	
SilverWeave	A	
Skate	A	
Sketch	A	
Slick	C	
Smart Suede	D	
Social Network	D	
Solaris	E	Railroad
Soleil	E	
Solid Ground	D	
Sophisticate	C	
Source	C	
Source plus DuraBlock™	D	
Spacer Mesh	B	
Spirograph	D	
Spotlight	E	



Style Has Value Continued

Pattern	OFM Grade	Match Recommended
Stanza	D	
Stop & Go	E	
Stratosphere	CALL	
Suede	C	
Swank	CALL	
Synapse	F	
Tangled Web	F	
Tangram	CALL	
Tea Leaves	D	
Theory	B	
Time Line	D	Railroad
Toss Up	C	
Tributary	C	Railroad
Turnabout	E	
Tussah	C	Railroad
Twister	D	
Uptown	C	
Valet	B	
Variant	B	
Venetian	CALL	
Venue	C	
Verona	C	
Vibrant	D	
Viewpoint	E	
Vintage Mohair	CALL	
Vinyl Stat ESD	D	
Vogue	C	
Volante	CALL	
Wallaby SP Black	A	
Webscape	D	
Whimsy	F	
Wildflower	F	
Willow	B	
Wool Boucle	CALL	
Xanadu	E	

Pattern	OFM Grade	Match Recommended
Allure	B	
Amazement	B	
Amherst	B	
Arc	C	
Ardor	D	
Aristo	C	Railroad
Ashbury	C	
Atelier	D	
Atmosphere	B	
Aura	D	
Austin	C	
Backgammon	C	Railroad
Balance	B	
Ballistic	C	
Bally	D	
Bandeau	C	Railroad
Baron	D	
Baskerville	C	
Baslow	D	
Batsto	C	
Bauble	C	
Beckett	C	
Bendal	B	
Bergama	D	
Berkeley	B	
Berwick Tweed	B	
Biscayne	C	
Bisous	D	
Boat House	D	
Bolero	D	
Bomber	D	
Bon Vivant	C	Railroad
Bongo	B	
Bottega	B	
Boulevard	D	
Bounce	B	
Bradbury	B	
Branchport	B	
Branco	A	
Braza	D	
Brink	C	
Brisa	F	
Brisa Distressed	CALL	
Brisa Distressed Outdoor	CALL	
Brisa Outdoor	CALL	
Brisk	B	
Bungalow	D	Railroad
Bungee	D	Railroad
Burbank	B	Railroad
Burmese	C	
Cadiz	D	
Caesar	B	
Calibrate	B	
Calla	C	
Camassia	C	
Camino	D	
Canal	C	Railroad
Canopy	C	Railroad
Canyon	B	
Cape Cod	D	
Capote	C	
Carlyle	C	
Carriage House	D	
Cartwheel	C	
Caso	A	
Celeste	C	
Chain Dot	A	
Chaise	D	
Chalet	C	
Chamberlin	D	Railroad
Chamea II	B	
Chariot	C	
Charleston	C	
Charlotte	C	
Charm	C	
Chartes	C	Railroad



The Douglass Industries Textile Collection is available through OFM on OFM upholstered products. Listed below are the OFM Grades and recommended matching requirements. Specify OFM's product in the corresponding grade of the desired fabric, and OFM will handle ordering the fabric from Douglass Industries. All orders utilizing these upholstery products are subject to the availability of material from Douglass. For more information and memo samples of these or other Douglass fabrics, refer to your Douglass library, or call your Douglass Sales Office at 800-950-3684. You may also visit Douglass's website — [www.dougind.com](http://www.dougind.com)

*Any patterns that you do not see listed, or listed as CALL, require contact to our special orders dept. for assistance.*

*\*Patterns or colors being phased out - please call for availability.*

Pattern	OFM Grade	Match Recommended
A La Mode	C	
Abacus	B	Railroad
Acacia	B	
Acadia	C	
Accessory	C	
Adore	C	
Allaire	C	
Allante	B	



Pattern	OFM Grade	Match Recommended
Chateaux	D	
Cheyenne	C	
Chi Chi	C	Railroad
Chiaro	D	
Chronicle	B	Railroad
Cicely	C	
Circuit	B	
Cirque	C	
Clarity	B	
Clove	C	Railroad
Club House	D	
Cohansey	B	
Colorguard	B	
Columbia	B	
Compass	C	
Confetti	C	
Cork	D	
Cornell	B	
Cosmopolitan	C	
Courage	B	
Craftsman	D	
Crescent	C	
Crisscross	C	
Crossroads	D	
Curio	B	
Curvaceous	C	
Cycle	B	
Dainty	C	
Dapper	C	Railroad
Darter	C	
Dartmouth	B	Railroad
Dash	C	
Dashing	C	
Dauntless	A	
Dayton	C	
Deck House	D	Railroad
Del Mar	B	
Deluxe	C	
Denali	C	
Diamante	C	
Discover	B	
Dolce	C	
Domaine	C	
Domino	C	
Dreamy	B	Railroad
Drizzle	C	
Duke	B	
Durango	C	
Easel	B	
Echelon	B	Railroad
Echo	B	
Eco Tech	CALL	
Edgy	C	Railroad
Elara	B	
Electricity	B	Railroad
Electron	B	
Elite	B	
Elm	B	
Embassy	B	
Embellish	B	
Emboss	B	
Emcee	B	
Endwise	D	
Energize	B	Railroad
English Pub	B	
Enigma	A	
Entice	B	
Entwined	D	
Envy	B	
Escapade	B	
Eternity	B	
Excaliber	B	Railroad
Extreme	B	
Fascination	B	
Fave	D	
Fidget	B	

Pattern	OFM Grade	Match Recommended
Filament	D	
Fizz	B	
Flagstaff	B	
Flair	C	
Flash	C	
Fleck	B	
Fling	B	
Flip	B	
Flo	D	
Flounce	C	
Flower Power	B	
Flutter	B	Railroad
Foundation	B	
Fountain	D	Railroad
Foxy	C	
Frequent	B	Railroad
Frolic	B	Railroad
Frou Frou	C	
Fuse	C	
Fusion	CALL	
Fusion Shimmer	CALL	
Gameboard	D	
Gamut	C	
Gateway	C	
Genghis	C	
Getty	B	
Glee	B	
Glint	C	
Gouache	B	
Grace	C	
Gradient	B	Railroad
Grand Sierra	B	
Green House	D	
Greta	B	
Guardian	C	
Guild	B	
Hackney	B	
Hamlet	A	
Harvard	B	Railroad
Haze	D	Railroad
Helena	C	
Hemingway	C	
Herati	D	
Hewitt	B	
Hobart	C	
Hogan	C	
Hollywood	B	
Homestead	D	
Hoopla	D	Railroad
Hopscotch	B	
Host	B	
Hyde	B	
Icon	B	
Imprint	C	
Impromptu	B	
Impulse	C	
Indent	C	
Intersect	C	
Invision	C	
Ixia	C	
Jaunty	C	
Jitter	D	
Jive	D	
Jolie	D	
Joseph	A	Railroad
Kaa	C	
Kaftan	D	
Katana	D	
Kelso	C	
Kernal	D	
Kilkenny Tweed	C	
Kiln	C	
Kipper	D	
Kosta	D	
La Boca	D	
La Boheme	C	



Pattern	OFM Grade	Match Recommended
Lair	C	
Laness	D	
Lascia	D	
Latch	B	
Latitude	C	
Leaf	D	
Legacy	B	
Linea	C	Railroad
Link	B	
Lodge	D	
Loft	D	
Loopy	B	
Lush	C	Railroad
Luxe	C	
Madison	C	
Maine	C	
Maldives	C	
Malino	D	
Manada	C	
Mania	C	
Manta	C	
Marbella	D	
Marble	C	
Marigold	D	
Marisal	D	
Marrakech	D	
Masquerade	B	
Mazarine	D	Railroad
Maze	A	
Millefleur	D	
Miller	C	Railroad
Minuet	B	
Mirage	B	
Monroe	C	
Monticello	C	
Montmartre	D	
Moulin	D	
Moxie	C	Railroad
Muse	B	
Nara	D	
Natty	C	
Natural Linen	B	Railroad
Neochrome III	B	
Nevis	C	
New Duration	B	
Newel	D	
Nouveau	B	
Nouvelle	D	
Ogee	D	Railroad
Orsay	C	
Pagoda	C	
Palais	D	
Palmyra	C	
Pantheon	B	
Papiro	C	
Parallel	B	Railroad
Paris	B	
Parkside	C	
Parliament	B	
Parlour	B	
Pasadena	C	
Passion	B	
Patriot Plus	B	
Pearlized	F	
Pembroke	C	
Pendulum	B	
Penobscot	C	Railroad
Pentagon	B	
Pepperell	C	Railroad
Persuasion	B	
Phoenix	B	
Piano	D	
Piazza	B	
Picotage	C	
Pied A Terre	D	
Pincurl	D	

Pattern	OFM Grade	Match Recommended
Pixel	A	
Plait	B	
Pleat	C	Railroad
Polo	B	
Pomona	C	Railroad
Ponset	C	
Pony	CALL	
Portland	C	
Pressed Leaves	E	Railroad
Preston	C	
Primary	B	
Princeton	B	
Prisma	C	
Promessa	CALL	
Promessa Outdoor	CALL	
Promise	B	
Provincial	B	
Prudential	C	Railroad
Purdue	B	
Purity	B	
Quest	C	
Rabanna	D	
Rain	C	
Rally	C	Railroad
Ramble	D	
Ramsey	C	
Random	D	
Razor	C	
Reality	B	
Recoil	D	
Reed	B	
Refined	D	
Reflex	C	
Reflex	C	
Render	B	
Resort	B	
Reticulate	D	
Reverb	D	Railroad
Reversal	D	Railroad
Rhumba	B	
Rhythm	D	
Rima	C	
Ring	B	
Ritz	C	Railroad
Rive Gauche	D	Railroad
Riviera	B	
Rolo	B	
Romance	D	
Roulon	D	
Roundabout	C	
Runway	B	Railroad
Sachet	C	Railroad
Salinger	C	
San Remo	C	
Sashay	B	
Sassy	C	
Satellite	C	
Savanna	B	
Scandia	B	
Scoop	C	
Scooter	D	
Score	D	
Seduction	B	
Seltzer	B	
Sendal	C	
Sequel	B	
Sequins	C	
Seville Stripe	C	Railroad
Shagreen	C	
Shenandoah	C	
Sherpa	A	
Shiatsu	C	
Shindig	B	
Shire	A	
Shuffle	C	Railroad
Sidestep	C	



Pattern	OFM Grade	Match Recommended
Siesta	C	
Silk Road	D	Railroad
Silververtex	C	
Siren	D	
Skittle	C	
Slalom	C	Railroad
Slide	B	Railroad
Soffit	C	Railroad
Soiree	D	
Solenoid	C	
Solitaire	B	
Sophie	C	
Sorti	B	
Soul	C	
Sovereign	D	
Spark	B	
Spencer	C	Railroad
Spiral	D	
Spirit Millennium	B	
Spirograph	D	Railroad
Spot	D	
Spout	B	
St. Germain	C	
Stable	B	
Staccato	B	
Stargaze	C	
Starlet	B	
Static	D	Railroad
Stencil	D	
Stipple	B	
Straightaway	C	Railroad
Stratosphere	B	
Stryker	C	
Stylish	C	
Suave	D	Railroad
Suedegard	C	
Summer House	D	
Sunshade	B	
Surface	C	
Surge	C	Railroad
Surrey	B	
Swank	C	
Swarthmore	B	Railroad
Swing	C	
Swish	C	
Switch	B	
Swizzle	C	
Sykes	C	
Sylvia	C	
Symphony Classic	B	
Symphony Glaze	B	
Symphony Lumina	D	
Symphony Suede	B	
Symphony Ultra	D	
Symphony Vintage	B	
Tailor Made	B	Railroad
Tanner Stripe	D	Railroad
Tansu	C	
Tartaine	B	
Tea Leaves	C	
Temple	B	Railroad
Terrace	D	

Pattern	OFM Grade	Match Recommended
Tetrus	B	
Timur	C	
Tinley	E	
Token	B	
Tolstoy	C	
Toms Garden	C	
Trail	D	
Trapeze	C	
Treasure	B	
Tree House	D	Railroad
Trendsetter	C	
Trifle	B	
Trillio	D	
Trinket	C	
Tropicana	B	
Tumaro	C	
TV Land	C	
Twain	C	
Twinkle	C	
Twirl	C	
Twist	B	
Twitter	B	
Tybee	C	
Ultraleather	F	
Unagi	C	
Utley	B	
Utopia	B	
Valencia	C	Railroad
Valinda	B	
Valle	C	
Vanguard	C	
Vdara	C	
Vermillion	B	
Vermont	B	
Versa	B	
Verve	B	
Vibe	B	
Vicinity	B	
Viletta	C	
Vinea	D	
Vitality	B	
Volley	B	
Waltz	C	Railroad
Wave	C	
Wayfare	B	Railroad
Wellesley	B	
Whirl	C	
Whisper	B	
Wiggle	D	
Wink	B	
Wish	D	
Wish	B	
Wisp	C	Railroad
Wonder	B	
Woodland	A	
Wynn	B	
Yale	B	
Yara	C	
Zing	B	
Zodiac	C	
Zuma	C	Railroad

## Instructions for Using this Grade-In Pricing Chart

Please refer to the Grade-In pattern list on pages 14 through 23 and select the appropriate manufacturer. Under each manufacturer is a list of their pattern names, the manufacturer match recommendations and the corresponding OFM grade level. When you have selected the pattern name and distinguished the appropriate grade level, then you will need to refer to the pricing chart below and on the next few pages. On this pricing chart, the far left column contains the model numbers of the OFM products that are available through this program. Please reference an OFM catalog or the OFM web site to view each product. The top row in bold contains the grade levels A-F with the corresponding 'list price' for each model directly underneath them.

**\*\*Note: These models are not available in vinyl covering: 125, 2001, 2001T**

<b>MODEL</b>	<b>FABRIC YRD/CHAIR</b>	<b>COM LIST</b>	<b>GRADE A</b>	<b>GRADE B</b>	<b>GRADE C</b>	<b>GRADE D</b>	<b>GRADE E</b>	<b>GRADE F</b>
<b>105</b>	1	\$281.00	\$302.00	\$328.00	\$352.00	\$376.00	\$400.00	\$424.00
<b>118-2</b>	1.2	\$343.00	\$368.00	\$399.00	\$428.00	\$457.00	\$486.00	\$514.00
<b>119-VAM</b>	0.8	\$318.00	\$335.00	\$356.00	\$375.00	\$394.00	\$413.00	\$432.00
<b>122</b>	0.9	\$485.00	\$504.00	\$527.00	\$549.00	\$571.00	\$592.00	\$614.00
<b>125**</b>	1.2	\$511.00	\$536.00	\$567.00	\$596.00	\$625.00	\$654.00	\$682.00
<b>130</b>	0.6	\$354.00	\$367.00	\$382.00	\$397.00	\$411.00	\$425.00	\$440.00
<b>150</b>	0.7	\$193.00	\$208.00	\$226.00	\$243.00	\$260.00	\$276.00	\$293.00
<b>2001**</b>	1.4	\$359.00	\$388.00	\$425.00	\$458.00	\$492.00	\$526.00	\$559.00
<b>2201</b>	6.1	\$2,829.00	\$2,957.00	\$3,115.00	\$3,262.00	\$3,409.00	\$3,555.00	\$3,700.00
<b>2202</b>	9.3	\$5,212.00	\$5,408.00	\$5,648.00	\$5,872.00	\$6,096.00	\$6,320.00	\$6,541.00
<b>241</b>	0.8	\$522.00	\$539.00	\$560.00	\$579.00	\$598.00	\$617.00	\$636.00
<b>247</b>	0.9	\$792.00	\$811.00	\$834.00	\$856.00	\$878.00	\$899.00	\$921.00
<b>3000</b>	1.53	\$606.00	\$638.00	\$678.00	\$715.00	\$751.00	\$788.00	\$825.00
<b>3001L</b>	2.35	\$776.00	\$825.00	\$886.00	\$943.00	\$999.00	\$1,056.00	\$1,112.00
<b>3001LT</b>	2.35	\$842.00	\$891.00	\$952.00	\$1,009.00	\$1,065.00	\$1,122.00	\$1,178.00
<b>3001R</b>	2.35	\$776.00	\$825.00	\$886.00	\$943.00	\$999.00	\$1,056.00	\$1,112.00
<b>3001RT</b>	2.35	\$842.00	\$891.00	\$952.00	\$1,009.00	\$1,065.00	\$1,122.00	\$1,178.00
<b>3002</b>	3.17	\$1,117.00	\$1,184.00	\$1,266.00	\$1,342.00	\$1,418.00	\$1,495.00	\$1,570.00
<b>3002T</b>	3.17	\$1,183.00	\$1,250.00	\$1,332.00	\$1,408.00	\$1,484.00	\$1,561.00	\$1,636.00
<b>300-K</b>	0.35	\$85.00	\$92.00	\$101.00	\$110.00	\$118.00	\$127.00	\$135.00
<b>300-SV</b>	0.8	\$176.00	\$193.00	\$214.00	\$233.00	\$252.00	\$271.00	\$290.00
<b>300-SV-VAM</b>	0.9	\$191.00	\$210.00	\$233.00	\$255.00	\$277.00	\$298.00	\$320.00
<b>300-XL</b>	1.1	\$285.00	\$308.00	\$337.00	\$363.00	\$390.00	\$416.00	\$442.00
<b>300-XL-VAM</b>	1.1	\$294.00	\$317.00	\$346.00	\$372.00	\$399.00	\$425.00	\$451.00
<b>3010</b>	0.8	\$453.00	\$470.00	\$491.00	\$510.00	\$529.00	\$548.00	\$567.00
<b>3045</b>	2.08	\$669.00	\$713.00	\$767.00	\$817.00	\$867.00	\$917.00	\$966.00
<b>308-F</b>	0.25	\$227.00	\$232.00	\$239.00	\$245.00	\$251.00	\$257.00	\$263.00
<b>3090</b>	2.68	\$993.00	\$1,049.00	\$1,119.00	\$1,183.00	\$1,248.00	\$1,312.00	\$1,376.00
<b>309-F</b>	0.25	\$272.00	\$277.00	\$284.00	\$290.00	\$296.00	\$302.00	\$308.00
<b>310-F</b>	0.75	\$213.00	\$229.00	\$248.00	\$266.00	\$284.00	\$302.00	\$320.00
<b>310-VAM</b>	0.75	\$228.00	\$244.00	\$263.00	\$281.00	\$299.00	\$317.00	\$335.00
<b>320-F</b>	0.32	\$219.00	\$226.00	\$234.00	\$242.00	\$249.00	\$257.00	\$265.00
<b>320-VAM</b>	0.32	\$219.00	\$226.00	\$234.00	\$242.00	\$249.00	\$257.00	\$265.00
<b>323</b>	1.2	\$824.00	\$849.00	\$880.00	\$909.00	\$938.00	\$967.00	\$995.00
<b>323T</b>	0.8	\$907.00	\$924.00	\$945.00	\$964.00	\$983.00	\$1,002.00	\$1,021.00
<b>324</b>	1.6	\$1,055.00	\$1,089.00	\$1,130.00	\$1,169.00	\$1,207.00	\$1,246.00	\$1,284.00
<b>324T</b>	1.2	\$1,122.00	\$1,147.00	\$1,178.00	\$1,207.00	\$1,236.00	\$1,265.00	\$1,293.00
<b>325</b>	0.4	\$206.00	\$214.00	\$225.00	\$234.00	\$244.00	\$254.00	\$263.00
<b>326</b>	0.4	\$366.00	\$374.00	\$385.00	\$394.00	\$404.00	\$414.00	\$423.00
<b>328C</b>	0.4	\$366.00	\$374.00	\$385.00	\$394.00	\$404.00	\$414.00	\$423.00



Instructions for Using this Grade-In Pricing Chart Continued

MODEL	FABRIC YRD/CHAIR	COM LIST	GRADE A	GRADE B	GRADE C	GRADE D	GRADE E	GRADE F
<b>328S</b>	0.4	\$366.00	\$374.00	\$385.00	\$394.00	\$404.00	\$414.00	\$423.00
<b>333</b>	0.6	\$925.00	\$938.00	\$953.00	\$968.00	\$982.00	\$996.00	\$1,011.00
<b>333T</b>	0.8	\$1,009.00	\$1,026.00	\$1,047.00	\$1,066.00	\$1,085.00	\$1,104.00	\$1,123.00
<b>334</b>	0.8	\$1,184.00	\$1,201.00	\$1,222.00	\$1,241.00	\$1,260.00	\$1,279.00	\$1,298.00
<b>334T</b>	1.2	\$1,272.00	\$1,297.00	\$1,328.00	\$1,357.00	\$1,386.00	\$1,415.00	\$1,443.00
<b>335</b>	0.2	\$254.00	\$258.00	\$263.00	\$268.00	\$273.00	\$278.00	\$283.00
<b>336</b>	0.2	\$398.00	\$402.00	\$407.00	\$412.00	\$417.00	\$422.00	\$427.00
<b>338C</b>	0.4	\$402.00	\$410.00	\$421.00	\$430.00	\$440.00	\$450.00	\$459.00
<b>338S</b>	0.4	\$402.00	\$410.00	\$421.00	\$430.00	\$440.00	\$450.00	\$459.00
<b>403</b>	0.8	\$288.00	\$305.00	\$326.00	\$345.00	\$364.00	\$383.00	\$402.00
<b>404</b>	1.15	\$273.00	\$297.00	\$327.00	\$355.00	\$382.00	\$410.00	\$437.00
<b>404-C</b>	1.15	\$438.00	\$462.00	\$492.00	\$520.00	\$547.00	\$575.00	\$602.00
<b>405</b>	0.8	\$267.00	\$284.00	\$305.00	\$324.00	\$343.00	\$362.00	\$381.00
<b>407</b>	1.1	\$504.00	\$527.00	\$556.00	\$582.00	\$609.00	\$635.00	\$661.00
<b>408</b>	1.15	\$255.00	\$279.00	\$309.00	\$337.00	\$364.00	\$392.00	\$419.00
<b>408-C</b>	1.15	\$402.00	\$426.00	\$456.00	\$484.00	\$511.00	\$539.00	\$566.00
<b>409</b>	1.1	\$471.00	\$494.00	\$523.00	\$549.00	\$576.00	\$602.00	\$628.00
<b>414</b>	1.15	\$288.00	\$312.00	\$342.00	\$370.00	\$397.00	\$425.00	\$452.00
<b>414C</b>	1.15	\$493.00	\$517.00	\$547.00	\$575.00	\$602.00	\$630.00	\$657.00
<b>420</b>	1.82	\$561.00	\$599.00	\$646.00	\$690.00	\$734.00	\$778.00	\$821.00
<b>421</b>	1.31	\$406.00	\$434.00	\$467.00	\$499.00	\$530.00	\$562.00	\$593.00
<b>422</b>	0.98	\$340.00	\$361.00	\$386.00	\$410.00	\$433.00	\$457.00	\$480.00
<b>423</b>	0.93	\$313.00	\$333.00	\$357.00	\$379.00	\$401.00	\$424.00	\$446.00
<b>452</b>	1.95	\$613.00	\$654.00	\$704.00	\$751.00	\$798.00	\$845.00	\$892.00
<b>453</b>	1.85	\$568.00	\$607.00	\$655.00	\$699.00	\$744.00	\$788.00	\$832.00
<b>5000L</b>	4.5	\$1,707.00	\$1,802.00	\$1,918.00	\$2,026.00	\$2,135.00	\$2,243.00	\$2,350.00
<b>5000LE</b>	4.5	\$1,872.00	\$1,967.00	\$2,083.00	\$2,191.00	\$2,300.00	\$2,408.00	\$2,515.00
<b>5000R</b>	4.5	\$1,707.00	\$1,802.00	\$1,918.00	\$2,026.00	\$2,135.00	\$2,243.00	\$2,350.00
<b>5000RE</b>	4.5	\$1,872.00	\$1,967.00	\$2,083.00	\$2,191.00	\$2,300.00	\$2,408.00	\$2,515.00
<b>55</b>	1.6	\$447.00	\$481.00	\$522.00	\$561.00	\$599.00	\$638.00	\$676.00
<b>550</b>	2	\$643.00	\$685.00	\$737.00	\$785.00	\$833.00	\$881.00	\$929.00
<b>580</b>	0.6	\$658.00	\$671.00	\$686.00	\$701.00	\$715.00	\$729.00	\$744.00
<b>581</b>	0.6	\$589.00	\$602.00	\$617.00	\$632.00	\$646.00	\$660.00	\$675.00
<b>590-F</b>	0.4	\$763.00	\$771.00	\$782.00	\$791.00	\$801.00	\$811.00	\$820.00
<b>591-F</b>	0.4	\$730.00	\$738.00	\$749.00	\$758.00	\$768.00	\$778.00	\$787.00
<b>595-F</b>	0.4	\$693.00	\$701.00	\$712.00	\$721.00	\$731.00	\$741.00	\$750.00
<b>606</b>	1.5	\$531.00	\$563.00	\$601.00	\$637.00	\$674.00	\$710.00	\$745.00
<b>610</b>	0.4	\$540.00	\$548.00	\$559.00	\$568.00	\$578.00	\$588.00	\$597.00
<b>611</b>	1.1	\$423.00	\$446.00	\$475.00	\$501.00	\$528.00	\$554.00	\$580.00
<b>640</b>	1	\$567.00	\$588.00	\$614.00	\$638.00	\$662.00	\$686.00	\$710.00
<b>650</b>	0.57	\$362.00	\$374.00	\$389.00	\$402.00	\$416.00	\$430.00	\$443.00
<b>651</b>	0.57	\$419.00	\$431.00	\$446.00	\$459.00	\$473.00	\$487.00	\$500.00
<b>654</b>	0.5	\$621.00	\$632.00	\$644.00	\$656.00	\$669.00	\$681.00	\$692.00
<b>655</b>	0.5	\$513.00	\$524.00	\$536.00	\$548.00	\$561.00	\$573.00	\$584.00
<b>66</b>	0.68	\$348.00	\$362.00	\$380.00	\$396.00	\$413.00	\$429.00	\$445.00
<b>660</b>	1.1	\$375.00	\$398.00	\$427.00	\$453.00	\$480.00	\$506.00	\$532.00
<b>670</b>	2	\$544.00	\$586.00	\$638.00	\$686.00	\$734.00	\$782.00	\$830.00
<b>680</b>	2.3	\$925.00	\$973.00	\$1,033.00	\$1,088.00	\$1,144.00	\$1,199.00	\$1,254.00
<b>700</b>	1.5	\$796.00	\$828.00	\$866.00	\$902.00	\$939.00	\$975.00	\$1,010.00
<b>710</b>	2.2	\$1,028.00	\$1,074.00	\$1,131.00	\$1,184.00	\$1,237.00	\$1,290.00	\$1,342.00





# SEATING

N101 NET Swivel Chair

N102 NET Swivel Chair with Gas Lift

N201 NET Circular Base Chair

N202 NET 4 Leg Chair



N101



N102



N201



N202

## PRICING

Models	List / MSRP
N101 Swivel Chair	\$500.00
N102 Swivel Chair with Gas Lift	\$513.00
N201 Circular Base Chair	\$420.00
N202 4 Leg Chair	\$396.00

Metal Mesh Colors	Features	Notes
Black Gray Marine Orange Red Sky Blue Yellow	<ul style="list-style-type: none"> <li>Rust and fade-proof 17-gauge metal mesh</li> <li>Indoor/outdoor use</li> <li>Easy to assemble</li> <li>Gas lift seat height adjustment on N102</li> <li>Sturdy steel frame</li> <li>GreenGuard® Certified For Children &amp; Schools</li> </ul>	<ul style="list-style-type: none"> <li>Must be ordered in multiples of 2 or a carton breakage fee of \$25 applies</li> <li>Prices shown are per chair</li> </ul>

## DIMENSIONS

Seat Size N101	Back Size N101	Seat Height N101	Overall Size N101	Weight Capacity
15.25" W x 22.75" D	23.50" W x 15.50" H	18.50"	31" H x 23.50" W x 24" D	300 lbs.
Seat Size N102	Back Size N102	Seat Height N102	Overall Size N102	Weight Capacity
15.25" W x 22.75" D	23.50" W x 15.50" H	18.50" - 21.50"	30.50" - 33.25" H x 23.50" W x 24" D	300 lbs.
Seat Size N201	Back Size N201	Seat Height N201	Overall Size N201	Weight Capacity
15.25" W x 22.75" D	23.50" W x 15.50" H	18.25"	30.25" H x 22.50" W x 23.50" D	300 lbs.
Seat Size N202	Back Size N202	Seat Height N202	Overall Size N202	Weight Capacity
15.25" W x 22.75" D	23.50" W x 15.50" H	18.25"	30.50" H x 23.25" W x 24.50" D	300 lbs.

## SHIPPING: FOB NC (Zip Code 27540)

Models	Carton Size	Carton Cube	Carton Wt.	FedEx Dim. Wt.	LTL Class / NMFC#
N101	19" x 19" x 4" (base) 24" x 28" x 23" (2 seats)	0.84 cu. ft. x 2 + 6.84 cu. ft.	51 lbs. + 34 lbs.	8 + 77	70 / 082790-09 150 / 080580-04
N102	19" x 19" x 4" (base) 24" x 28" x 23" (2 seats)	0.84 cu. ft. x 2 + 6.81 cu. ft.	52 lbs. + 35 lbs.	8 + 77	70 / 082790-09 150 / 080580-04
N201	21" x 20" x 16" (base) 24" x 28" x 23" (2 seats)	3.89 cu. ft. x 2 + 6.81 cu. ft.	16 lbs. + 35 lbs.	35 + 77	70 / 082790-09 150 / 085080-04
N202	22" x 20" x 16" (base) 24" x 28" x 23" (2 seats)	4.07 cu. ft. + 6.81 cu. ft.	16 lbs. + 35 lbs.	36 + 77	70 / 082790-09 150 / 085080-04

NGT-1 NET Large Glass Top Table

NGT-2 NET Small Glass Top Table



## PRICING

Models	List / MSRP
NGT-1	\$563.00
NGT-2	\$393.00

## DIMENSIONS

Overall Size NGT-1	Overall Size NGT-2
29.50" H x 27.50" Diameter	23.50" H x 17.75" Diameter

Frame Finish	Features	Notes
<ul style="list-style-type: none"> <li>Silver powder-coated painted finish</li> </ul>	<ul style="list-style-type: none"> <li>Indoor/outdoor use</li> <li>Easy to assemble</li> <li>1/2" thick frosted tempered glass</li> <li>Sturdy powder-coated painted steel frame</li> <li>Weight capacity 100 lbs.</li> <li>Weighted steel floor base</li> <li>GreenGuard Certified® for Children &amp; Schools</li> </ul>	<ul style="list-style-type: none"> <li>Item ships in 3 cartons</li> </ul>

## SHIPPING: FOB NC (Zip Code 27540)

Models	Carton Sizes	Carton Cube	Carton Wt.	FedEx Dim. Wt.	LTL Class / NMFC#
NGT-1	30" x 29" x 3" (top) + 22" x 22" x 1" (base) + 30" x 4" x 4" (base support)	1.51 cu. ft. + 0.28 cu. ft. + 0.28 cu. ft.	30 lbs. + 31 lbs. + 4 lbs.	13 + 3 + 3	70 / 082100-09 70 / 082790-09 85 / 082790-08
NGT-2	19" x 21" x 3" (top) + 16" x 16" x 1" (base) + 23" x 5" x 5" (base support)	0.69 cu. ft. + 0.15 cu. ft. + 0.33 cu. ft.	14 lbs. + 15 lbs. + 3 lbs.	6 + 1 + 2	70 / 082100-09 70 / 082790-09 85 / 082790-08

### 105 Comfort Series Task Chair & Stool



**PRICING**

Models	List /MSRP
105	\$249.00
105-AA	\$329.00
105-AA-DK	\$399.00
105-DK	\$329.00

Fabric Colors	Features	Features AA Models	Features DK Models	Ergonomic Adjustments	
801 = Gray 802 = Teal 803 = Wine 804 = Navy All fabrics are stain-resistant	805 = Black* 806 = Taupe 807 = Green	<ul style="list-style-type: none"> <li>Extra-wide seat</li> <li>High-density foam seat and pivot back</li> <li>Fully upholstered back</li> <li>Gas lift seat height adjustment</li> <li>25" 5-star base</li> </ul>	<ul style="list-style-type: none"> <li>7-position adjustable arms</li> </ul>	<ul style="list-style-type: none"> <li>Drafting kit included</li> <li>Adjustable foot ring</li> <li>Includes a 9" and 12" extension tube</li> </ul>	<ul style="list-style-type: none"> <li>Back depth</li> <li>Back height</li> <li>Seat height</li> <li>Arm position/ arm height (AA models only)</li> </ul>

**DIMENSIONS**

Seat Size	Back Size	Seat Height	Seat Height DK Models	Arm Width	Arm Height from Floor AA Model	Arm Height from Floor AA-DK Model
20.75" W x 18.25" D	19" W x 17" H	18.75" - 23"	26" - 30.50" or 29" - 33.50"	Interior: 19.75" Exterior: 25.50"	25.50" - 32.25"	32.75" - 40.50" or 35.75" - 43.50"
Overall Size Models 105 & 105-AA			Overall Size Models 105-AA-DK & 105-DK			Weight Capacity
34.25" - 39" H x 25.50" W x 25.75" D			42" - 46.25" or 45" - 49.25" H x 25.50" W x 26" D			250 lbs.

**SHIPPING: FOB AZ (Zip Code 85031), KS (Zip Code 66021), NC (Zip Code 27540), PA\* (Zip Code 18031)**

Models	Carton Size	Carton Cube	Carton Wt.	FedEx Dim. Wt.	LTL Class / NMFC#
105	23" x 23" x 12" (chair)	4.28 cu. ft.	26 lbs.	33	125 / 080580-05
105-AA	23" x 23" x 12" (chair) + 13" x 10" x 6" (arms)	4.28 cu. ft. + 0.45 cu. ft.	26 lbs. + 7 lbs.	33 + 4	125 / 080580-05 85 / 082870-02
105-AA-DK	23" x 23" x 12" (chair) + 13" x 10" x 6" (arms) + 22" x 20" x 3" (d. kit)	4.28 cu. ft. + 0.45 cu. ft. + 0.76 cu. ft.	26 lbs. + 7 lbs. + 6 lbs.	33 + 4 + 7	125 / 080580-05 85 / 082870-02 100 / 083270
105-DK	23" x 23" x 12" (chair) + 22" x 20" x 3" (d. kit)	3.44 cu. ft. + 0.76 cu. ft.	26 lbs. + 6 lbs.	33 + 7	125 / 080580-05 100 / 083270



### 118-2 Posture Series Task Chair & Stool



**PRICING**

Models	List /MSRP
118-2	\$296.00
118-2-AA	\$369.00
118-2-AA-DK	\$452.00
118-2-DK	\$369.00

Fabric Colors	Features	Features AA Models	Features DK Models	Ergonomic Adjustments
801 = Gray 802 = Teal 803 = Wine 804 = Navy All fabrics are stain-resistant	805 = Black* 806 = Taupe 807 = Green	<ul style="list-style-type: none"> <li>7-position adjustable arms</li> </ul>	<ul style="list-style-type: none"> <li>Drafting kit included</li> <li>Adjustable foot ring</li> <li>Includes a 9" and 12" extension tube</li> </ul>	<ul style="list-style-type: none"> <li>Back height</li> <li>Back angle</li> <li>Seat height</li> <li>Arm position/ arm height (AA models only)</li> </ul>

**DIMENSIONS**

Seat Size	Back Size	Seat Height	Seat Height DK Models	Int. Arm Width	Ext. Arm Width	Arm Height from Floor AA Model	Arm Height from Floor AA-DK Model
19.75" W x 19.75" D	17.25" W x 19" H	18.25" - 22.50"	25.50" - 30" or 28.50" - 33"	18.25"	24"	24.25" - 31.25"	31.75" - 38.75" or 33.75" - 41.75"
Overall Size Models 118-2 & 118-2-AA			Overall Size Models 118-2-AA-DK & 118-2-DK			Weight Capacity	
36" - 40.25" H x 26.25" W x 28.25" D			43" - 47.50" or 46" - 50.50" H x 26.25" W x 28.25" D			250 lbs.	

**SHIPPING: FOB AZ (Zip Code 85031), KS (Zip Code 66021), NC (Zip Code 27540), PA\* (Zip Code 18031)**

Models	Carton Size	Carton Cube	Carton Wt.	FedEx Dim. Wt.	LTL Class / NMFC#
118-2	26" x 24" x 14" (chair)	5.00 cu. ft.	30 lbs.	45	125 / 080580-05
118-2-AA	26" x 24" x 14" (chair) + 13" x 10" x 6" (arms)	5.00 cu. ft. + 0.45 cu. ft.	30 lbs. + 7 lbs.	45 + 4	125 / 080580-05 85 / 082870-02
118-2-AA-DK	26" x 24" x 14" (chair) + 13" x 10" x 6" (arms) + 22" x 20" x 3" (d. kit)	5.00 cu. ft. + 0.45 cu. ft. + 0.76 cu. ft.	30 lbs. + 7 lbs. + 6 lbs.	45 + 4 + 7	125 / 080580-05 85 / 082870-02 100 / 083270
118-2-DK	26" x 24" x 14" (chair) + 22" x 20" x 3" (d. kit)	5.00 cu. ft. + 0.76 cu. ft.	30 lbs. + 6 lbs.	45 + 7	125 / 080580-05 100 / 083270



# SEATING

## 119-VAM Straton Series Anti-Microbial /Anti-Bacterial Vinyl Task Chair & Stool

### PRICING

Models	List /MSRP
119-VAM	\$296.00
119-VAM-AA	\$369.00
119-VAM-AADK	\$452.00
119-VAM-DK	\$369.00



119-VAM



119-VAM-AA



VAM Colors (Vinyl)	Features	Features AA Models	Features DK Models	Ergonomic Adjustments
602 = Teal 603 = Wine 604 = Charcoal 605 = Navy 606 = Black	<ul style="list-style-type: none"> <li>• Back height adjustment</li> <li>• Back pitch adjustment</li> <li>• Gas lift seat height adjustment</li> <li>• Built-in lumbar support</li> <li>• Anti-microbial/anti-bacterial vinyl (VAM)</li> <li>• 3" thick seat</li> <li>• 25" 5-star base</li> </ul>	<ul style="list-style-type: none"> <li>• 7-position adjustable arms</li> </ul>	<ul style="list-style-type: none"> <li>• Drafting kit included</li> <li>• Adjustable foot ring</li> <li>• Includes a 9" and 12" extension tube</li> </ul>	<ul style="list-style-type: none"> <li>• Back height</li> <li>• Back depth</li> <li>• Back angle</li> <li>• Seat height</li> <li>• Arm position/arm height (AA models only)</li> </ul>

### DIMENSIONS

Seat Size	Back Size	Seat Height	Seat Height DK Models	Arm Width	Arm Height from Floor AA Model	Arm Height from Floor AADK Model
19.50" W x 17.25" D	17.50" W x 19.50" H	18.25" - 22.75"	25.50" - 29.75" or 28.50" - 32.75"	Interior: 19.50" Exterior: 25.25"	25.25" - 32.25"	32.50" - 39.25" or 35.50" - 42.25"
Overall Size Models 119-VAM & 119-VAM-AA			Overall Size Models 119-VAM-AADK & 119-VAM-DK			Weight Capacity
37" - 41.50" H x 25.25" W x 27" D			44.50" - 49" or 47.50" - 52" H x 25.25" W x 27" D			250 lbs.

### SHIPPING: FOB AZ (Zip Code 85031) or NC (Zip Code 27540)

Models	Carton Size	Carton Cube	Carton Wt.	FedEx Dim. Wt.	LTL Class / NMFC#
119-VAM	25" x 14" x 25" (chair)	5.06 cu. ft.	30 lbs.	45	125 / 080580-05
119-VAM-AA (2 cartons)	25" x 14" x 25" (chair) + 13" x 10" x 6" (arms)	5.06 cu. ft. + 0.45 cu. ft.	30 lbs. + 7 lbs.	45 + 4	125 / 080580-05 85 / 082870-02
119-VAM-AADK (3 cartons)	25" x 14" x 25" (chair) + 13" x 10" x 6" (arms) + 22" x 20" x 3" (d. kit)	5.06 cu. ft. + 0.45 cu. ft. + 0.76 cu. ft.	30 lbs. + 7 lbs. + 6 lbs.	45 + 4 + 7	125 / 080580-05 85 / 082870-02 100 / 083270
119-VAM-DK (2 cartons)	25" x 14" x 25" (chair) + 22" x 20" x 3" (d. kit)	5.06 cu. ft. + 0.76 cu. ft.	30 lbs. + 6 lbs.	45 + 7	125 / 080580-05 100 / 083270



119-VAM-AADK



119-VAM-DK

## 125 Ergonomic Task Chair & Stool



**ComfySeat™ Molded foam soft seat for complete comfort.**

### PRICING

Models	List /MSRP
125	\$466.00
125-DK	\$539.00

Fabric Colors	Features	Features DK Model	Ergonomic Adjustments
801 = Gray 802 = Teal 803 = Wine 804 = Navy 805 = Black * All fabrics are stain-resistant	<ul style="list-style-type: none"> <li>• Back height adjustment</li> <li>• Back angle adjustment</li> <li>• Built-in lumbar support</li> <li>• Tilt forward lock</li> <li>• 7-position adjustable arms</li> <li>• Gas lift seat height adjustment</li> <li>• 3" thick upholstered seat</li> <li>• 27" 5-star base</li> </ul>	<ul style="list-style-type: none"> <li>• Drafting kit included</li> <li>• Adjustable foot ring</li> <li>• Includes a 9" and 12" extension tube</li> </ul>	<ul style="list-style-type: none"> <li>• Back height</li> <li>• Back angle</li> <li>• Back depth</li> <li>• Tilt forward</li> <li>• Tilt tension control</li> <li>• Arm position/arm height</li> <li>• Seat height</li> </ul>

### DIMENSIONS

Seat Size	Back Size	Seat Height	Seat Height DK Model	Arm Width	Arm Height from Floor Model 125	Arm Height from Floor Model 125-DK
21" W x 20.50" D	20" W x 22.75" H	19" - 22.75"	26.75" - 30.25" or 29.75" - 33.25"	Interior: 19.50" Exterior: 27"	25.50" - 28.75"	33" - 39" or 36" - 42"
Overall Size Model 125			Overall Size Model 125-DK			Weight Capacity
42" - 45.50" H x 28.75" W x 31.50" D			48" - 51.50" or 51" - 54.50" H x 28.75" W x 31.50" D			250 lbs.

**SHIPPING: FOB AZ (Zip Code 85031), KS (Zip Code 66021), NC (Zip Code 27540), PA\* (Zip Code 18031)**

Models	Carton Size	Carton Cube	Carton Wt.	FedEx Dim. Wt.	LTL Class / NMFC#
125	24" x 17" x 28" (chair)	6.61 cu. ft.	56 lbs.	59	125 / 080580-05
125-DK (2 cartons)	24" x 17" x 28" (chair) + 22" x 20" x 3" (d. kit)	6.61 cu. ft. + 0.76 cu. ft.	56 lbs. + 6 lbs.	59 + 7	125 / 080580-05 100 / 083270

## 130 Mesh Comfort Series Ergonomic Task Chair & Stool



**ComfySeat™ Molded foam soft seat for complete comfort.**

### PRICING

Models	List /MSRP
130	\$343.00
130-AA3	\$416.00
130-AA3-DK	\$493.00
130-DK	\$416.00

Fabric Colors	Mesh Colors	Features	Features AA Models	Features DK Models	Ergonomic Adjustments
A01 = Gray A03 = Wine A04 = Navy A05 = Black * All fabrics are stain-resistant	Gray Wine Navy Black	<ul style="list-style-type: none"> <li>• Back height adjustment</li> <li>• Back pitch adjustment</li> <li>• Seat pitch adjustment</li> <li>• Breathable mesh and stain-resistant fabric</li> <li>• 3" thick upholstered seat</li> <li>• Built-in lumbar support</li> <li>• Gas lift seat height adjustment</li> <li>• Molded fire-retardant seat foam</li> <li>• 25" 5-star base</li> </ul>	<ul style="list-style-type: none"> <li>• 7-position adjustable arms</li> </ul>	<ul style="list-style-type: none"> <li>• Drafting kit included</li> <li>• Adjustable foot ring</li> <li>• Includes a 9" and 12" extension tube</li> </ul>	<ul style="list-style-type: none"> <li>• Back height</li> <li>• Back angle</li> <li>• Tilt forward</li> <li>• Tilt tension</li> <li>• Seat height</li> <li>• Arm position/arm height (AA models only)</li> </ul>

### DIMENSIONS

Seat Size	Back Size	Seat Height	Seat Height DK Models	Arm Height from Floor AA3 Model	Arm Height from Floor AA3-DK Model
19" W x 17.75" D	17.25" W x 17.75" H	19.25" - 23.50"	27.25" - 31.50" or 30.25" - 34.50"	26" - 33"	33.75" - 40.75" or 36.75" - 43.75"
Interior Arm Width	Exterior Arm Width	Overall Size Models 130 & 130-AA3		Overall Size Models 130-AA3-DK & 130-DK	
17.75"	24.75"	38.50" - 42.75" H x 26.25" W x 26.25" D		44.50" - 48.75" or 47.50" - 51.75" H x 26.25" W x 26.25" D	
Weight Capacity					
250 lbs.					

**SHIPPING: FOB AZ (Zip Code 85031), KS (Zip Code 66021), NC (Zip Code 27540), PA\* (Zip Code 18031)**

Models	Carton Size	Carton Cube	Carton Wt.	FedEx Dim. Wt.	LTL Class / NMFC#
130	30" x 12" x 24" (chair)	5.00 cu. ft.	30 lbs.	44	125 / 080580-05
130-AA3 (2 cartons)	30" x 12" x 24" (chair) + 14" x 9" x 8" (arms)	5.00 cu. ft. + 0.58 cu. ft.	30 lbs. + 6 lbs.	44 + 5	125 / 080580-05 85 / 082870-02
130-AA3-DK (3 cartons)	30" x 12" x 24" (chair) + 14" x 9" x 8" (arms) + 22" x 20" x 3" (d. kit)	5.00 cu. ft. + 0.58 cu. ft. + 0.76 cu. ft.	30 lbs. + 6 lbs. + 6 lbs.	44 + 5 + 7	125 / 080580-05 85 / 082870-02 100 / 083270
130-DK (2 cartons)	30" x 12" x 24" (chair) + 22" x 20" x 3" (d. kit)	5.00 cu. ft. + 0.76 cu. ft.	30 lbs. + 6 lbs.	44 + 7	125 / 080580-05 100 / 083270



# SEATING

## 150 Lite Use Computer Task Chair & Stool



### PRICING

Models	List /MSRP
150	\$176.00
150-AA	\$253.00
150-AA-DK	\$333.00
150-DK	\$253.00

Fabric Colors	Features	Features AA Models	Features DK Models	Ergonomic Adjustments
119 = Blue 120 = Teal 122 = Burgundy 126 = Black 128 = Dark Gray	<ul style="list-style-type: none"> <li>Designed for part-time use</li> <li>Back depth adjustment</li> <li>Gas lift seat height adjustment</li> <li>Plastic shell seat and back</li> <li>Stain-resistant fabric</li> <li>25" 5-star base</li> </ul>	<ul style="list-style-type: none"> <li>7-position adjustable arms</li> </ul>	<ul style="list-style-type: none"> <li>Drafting kit included</li> <li>Adjustable foot ring</li> <li>Includes a 9" and 12" extension tube</li> </ul>	<ul style="list-style-type: none"> <li>Back depth</li> <li>Back height</li> <li>Seat height</li> <li>Arm position / arm height (AA models only)</li> </ul>

### DIMENSIONS

Seat Size	Back Size	Seat Height	Seat Height DK Models	Arm Height from Floor AA Model	Arm Height from Floor AA-DK Model
19.50" W x 17.75" D	16.25" W x 13.50" H	16.75" - 21.25"	24.25" - 29" or 27.25" - 32"	24" - 31.50"	31.25" - 38.75" or 34.25" - 41.75"
Interior Arm Width	Exterior Arm Width	Overall Size Models 150 & 150-AA		Overall Size Models 150-AA-DK & 150-DK	
19"	24.50"	31.75" - 36.50" H x 24.75" W x 24.75" D		39.25" - 44" or 42.25" - 47" H x 24.75" W x 24.75" D	
					Weight Capacity
					250 lbs.

### SHIPPING: FOB NC (Zip Code 27540)

Models	Carton Size	Carton Cube	Carton Wt.	FedEx Dim. Wt.	LTL Class / NMFC#
150	23" x 22" x 13" (chair)	3.81 cu. ft.	22 lbs.	34	125 / 080640-03
150-AA (2 cartons)	23" x 22" x 13" (chair) + 13" x 10" x 6" (arms)	3.81 cu. ft. + 0.45 cu. ft.	22 lbs. + 7 lbs.	34 + 4	125 / 080640-03 85 / 082870-02
150-AA-DK (3 cartons)	23" x 22" x 13" (chair) + 13" x 10" x 6" (arms) + 22" x 20" x 3" (d. kit)	3.81 cu. ft. + 0.45 cu. ft. + 0.76 cu. ft.	22 lbs. + 7 lbs. + 6 lbs.	34 + 4 + 7	125 / 080640-03 85 / 082870-02 100 / 083270
150-DK (2 cartons)	23" x 22" x 13" (chair) + 22" x 20" x 3" (d. kit)	3.81 cu. ft. + 0.76 cu. ft.	22 lbs. + 6 lbs.	34 + 7	125 / 080640-03 100 / 083270



## 241 24-Hour Task Chair & Stool



### PRICING

Models	List /MSRP
241	\$499.00
241-AA	\$582.00
241-AA-DK	\$652.00
241-DK	\$582.00

Fabric Colors	Features	Features AA Models	Features DK Models	Ergonomic Adjustments
201 = Burgundy 202 = Blue 203 = Charcoal 206 = Black All fabrics are stain-resistant	<ul style="list-style-type: none"> <li>Back height adjustment</li> <li>Gas lift seat height adjustment</li> <li>Synchronized seat / back adjustment</li> <li>Designed for 24-hour / multi-shift use</li> <li>25" 5-star base</li> </ul>	<ul style="list-style-type: none"> <li>7-position adjustable arms</li> </ul>	<ul style="list-style-type: none"> <li>Drafting kit included</li> <li>Adjustable foot ring</li> <li>Includes a 9" and 12" extension tube</li> </ul>	<ul style="list-style-type: none"> <li>Synchronized seat / back</li> <li>Tilt lock</li> <li>Back height</li> <li>Seat height</li> <li>Arm height (AA models only)</li> </ul>

### DIMENSIONS

Seat Size	Back Size	Seat Height	Seat Height DK Models	Arm Height from Floor AA Model	Arm Height from Floor AA-DK Model
19.50" W x 19" D	18.50" W x 15.25" H	19" - 22.50"	25.75" - 29.50" or 28.75" - 32.50"	25.50" - 31.25"	31.75" - 38" or 34.75" - 41"
Interior Arm Width	Exterior Arm Width	Overall Size Models 241 & 241-AA		Overall Size Models 241-AA-DK & 241-DK	
20.75"	26"	37" - 40.50" H x 27" W x 29.50" D		43.75" - 47.25" or 46.75" - 50.25" H x 27" W x 29.75" D	
					Weight Capacity
					250 lbs.

### SHIPPING: FOB AZ (Zip Code 85031) or NC (Zip Code 27540)

Models	Carton Size	Carton Cube	Carton Wt.	FedEx Dim. Wt.	LTL Class / NMFC#
241	27" x 15" x 26" (chair)	6.09 cu. ft.	42 lbs.	54	125 / 080580-05
241-AA (2 cartons)	27" x 15" x 26" (chair) + 13" x 10" x 6" (arms)	6.09 cu. ft. + 0.45 cu. ft.	42 lbs. + 7 lbs.	54 + 4	125 / 080580-05 85 / 082870-02
241-AA-DK (3 cartons)	27" x 15" x 26" (chair) + 13" x 10" x 6" (arms) + 22" x 20" x 3" (d. kit)	6.09 cu. ft. + 0.45 cu. ft. + 0.76 cu. ft.	42 lbs. + 7 lbs. + 6 lbs.	54 + 4 + 7	125 / 080580-05 85 / 082870-02 100 / 083270
241-DK (2 cartons)	27" x 15" x 26" (chair) + 22" x 20" x 3" (d. kit)	6.09 cu. ft. + 0.76 cu. ft.	42 lbs. + 6 lbs.	54 + 7	125 / 080580-05 100 / 083270





241-VAM 24-Hour Anti-Microbial/Anti-Bacterial Vinyl Task Chair & Stool

PRICING

Models	List /MSRP
241-VAM	\$542.00
241-VAM-AA	\$615.00
241-VAM-AADK	\$695.00
241-VAM-DK	\$615.00



VAM Colors (Vinyl)	Features	Features AA models	Features DK Models	Ergonomic Adjustments
602 = Teal 603 = Wine 604 = Charcoal 605 = Navy 606 = Black	<ul style="list-style-type: none"> <li>• Anti-microbial/anti-bacterial vinyl (VAM)</li> <li>• Designed for 24-hour/multi-shift use</li> <li>• 25" 5-star base</li> </ul>	<ul style="list-style-type: none"> <li>• 7-position adjustable arms</li> </ul>	<ul style="list-style-type: none"> <li>• Drafting kit included</li> <li>• Adjustable foot ring</li> <li>• Includes a 9" and 12" extension tube</li> </ul>	<ul style="list-style-type: none"> <li>• Back height</li> <li>• Seat height</li> <li>• Synchronized seat/back</li> <li>• Tilt lock</li> <li>• Arm height (AA models only)</li> </ul>

DIMENSIONS

Seat Size	Back Size	Seat Height	Seat Height DK Models	Arm Height from Floor AA Model	Arm Height from Floor AADK Model
19.50" W x 19" D	18.50" W x 15.25" H	19" - 22.50"	25.75" - 29.50" or 28.75" - 32.50"	25.50" - 31.25"	31.75" - 38" or 34.75" - 41"
Interior Arm Width	Exterior Arm Width	Overall Size Models 241-VAM & 241-VAM-AA		Overall Size Models 241-VAM-AADK & 241-VAM-DK	
20.75"	26"	37" - 40.50" H x 27" W x 29.50" D		43.75" - 47.25" or 46.75" - 50.25" H x 27" W x 29.75" D	
					Weight Capacity
					250 lbs.

SHIPPING: FOB AZ (Zip Code 85031) or NC (Zip Code 27540)

Models	Carton Size	Carton Cube	Carton Wt.	FedEx Dim. Wt.	LTL Class / NMFC#
241-VAM	27" x 15" x 24" (chair)	5.63 cu. ft.	42 lbs.	50	125 / 080580-05
241-VAM-AA (2 cartons)	27" x 15" x 24" (chair) + 13" x 10" x 6" (arms)	5.63 cu. ft. + 0.45 cu. ft.	42 lbs. + 7 lbs.	50 + 4	125 / 080580-05 85 / 082870-02
241-VAM-AADK (3 cartons)	27" x 15" x 24" (chair) + 13" x 10" x 6" (arms) + 22" x 20" x 3" (d. kit)	5.63 cu. ft. + 0.45 cu. ft. + 0.76 cu. ft.	42 lbs. + 7 lbs. + 6 lbs.	50 + 4 + 7	125 / 080580-05 85 / 082870-02 100 / 083270
241-VAM-DK (2 cartons)	27" x 15" x 24" (chair) + 22" x 20" x 3" (d. kit)	5.63 cu. ft. + 0.76 cu. ft.	42 lbs. + 6 lbs.	50 + 7	125 / 080580-05 100 / 083270



247 24-Hour Big & Tall Computer Task Chair

PRICING

Models	List /MSRP
247	\$768.00
247-VAM	\$768.00

247-VAM 24-Hour Big & Tall Anti-Microbial/Anti-Bacterial Vinyl Computer Task Chair



ComfySeat™ Molded foam soft seat for complete comfort.



BIG & TALL

Fabric Colors	VAM Colors (Vinyl)	Features	Ergonomic Adjustments
201 = Burgundy 202 = Blue 203 = Charcoal 206 = Black  All fabrics are stain-resistant	603 = Wine 604 = Charcoal 605 = Navy 606 = Black  	<ul style="list-style-type: none"> <li>• 400 lbs. weight capacity</li> <li>• Designed for 24-hour/multi-shift use</li> <li>• Back height, depth and pitch adjustment</li> <li>• Gas lift seat height adjustment</li> <li>• 3" thick upholstered seat</li> <li>• Smooth seat tilting action</li> <li>• One-touch sliding seat depth adjustment</li> <li>• Synchronized seat/back adjustment</li> <li>• Adjustable height and width arms</li> <li>• Anti-microbial/anti-bacterial vinyl (VAM model only)</li> <li>• 27" steel 5-star base with polished aluminum finish</li> </ul>	<ul style="list-style-type: none"> <li>• Back depth, height and pitch</li> <li>• Seat height</li> <li>• Seat pitch</li> <li>• Seat depth</li> <li>• Tilt tension control</li> <li>• Synchronized seat/back</li> <li>• Arm height and width</li> </ul>

DIMENSIONS

Seat Size	Back Size	Seat Height	Arm Width	Arm Height from Floor	Overall Size Models 247 & 247-VAM	Weight Capacity
20.50" W x 20" D	19.75" W x 20.50" H	19.50" - 23"	Interior: 18" - 20.25" Exterior: 25.50" - 27.75"	26" - 32.50"	38.75" - 42.25" H x 28.75" W x 28.75" D	400 lbs.

SHIPPING: FOB AZ (Zip Code 85031), KS (Zip Code 66021), NC (Zip Code 27540), PA (Zip Code 18031)

Models	Carton Size	Carton Cube	Carton Wt.	FedEx Dim. Wt.	LTL Class / NMFC#
247	27" x 17" x 27"	7.17 cu. ft.	63 lbs.	64	100 / 080580-06
247-VAM	27" x 17" x 27"	7.17 cu. ft.	63 lbs.	64	100 / 080580-06



# SEATING

## 200 Martisa Series Plastic Task Chair & Stool



200



200 -DK

### PRICING

Models	List /MSRP
200	\$286.00
200-DK	\$360.00

Plastic Colors	Frame Colors	Features	Features DK Model	Ergonomic Adjustments
A02 = Black A10 = Wine A11 = Navy	Black Silver	<ul style="list-style-type: none"> <li>• 250 lbs. weight capacity</li> <li>• Gas lift seat height adjustment</li> <li>• Contoured plastic seat and back</li> <li>• 16-gauge tubular steel frame</li> <li>• Chair does not tilt</li> <li>• 25" 5-star base</li> </ul>	<ul style="list-style-type: none"> <li>• Drafting kit included</li> <li>• Adjustable foot ring</li> <li>• Includes a 9" and 12" extension tube</li> </ul>	<ul style="list-style-type: none"> <li>• Seat height</li> </ul>

### DIMENSIONS

Seat Size	Back Size	Seat Height	Seat Height DK Model	Overall Size Model 200	Overall Size Model 200-DK	Weight Capacity
18" W x 19.50" D	18.75" W x 9" H	16"-19.50"	23.50"- 27" or 26.50"- 30"	29"- 32.50" H x 25.50" W x 25.50" D	36.75"- 40.25" or 39.75"- 43.25" H x 25.50" W x 25.50" D	250 lbs.

### SHIPPING: FOB NC (Zip Code 27540)

Models	Carton Size	Carton Cube	Carton Wt.	FedEx Dim. Wt.	LTL Class / NMFC#
200	27" x 24" x 13" (chair)	4.88 cu. ft.	21 lbs.	43	150 / 080580-04
200-DK (2 cartons)	27" x 24" x 13" (chair) + 22" x 20" x 3" (d. kit)	4.88 cu. ft. + 0.76 cu. ft.	21 lbs. + 6 lbs.	43 + 7	150 / 080580-04 100 / 083270

## 202 Martisa Series Plastic Stack Chair



### PRICING

Models	List /MSRP
202	\$190.00
202-DOLLY	\$153.00

Plastic Colors	Frame Colors	Features	Notes
A02 = Black A10 = Wine A11 = Navy	Black Silver	<ul style="list-style-type: none"> <li>• 250 lbs. weight capacity</li> <li>• Stacks up to 12 high</li> <li>• Stacks 25 high on optional dolly</li> <li>• Contoured plastic seat and back</li> <li>• 16-gauge tubular steel frame</li> <li>• Sled base frame</li> </ul>	<ul style="list-style-type: none"> <li>• Must be ordered in multiples of 4 or a \$25 carton breakage fee applies</li> <li>• Price shown is per chair</li> <li>• See page 84 for optional dolly</li> </ul>

### DIMENSIONS

Seat Size	Back Size	Seat Height	Overall Size	Weight Capacity
18" W x 19.50" D	18.50" W x 9" H	17.25"	30" H x 20.25" W x 20.25" D	250 lbs.

### SHIPPING: FOB NC (Zip Code 27540)

Models	Carton Size	Carton Cube	Carton Wt.	FedEx Dim. Wt.	LTL Class / NMFC#
202	22" x 26" x 35" (4 chairs)	11.59 cu. ft. (4 chairs)	52 lbs. (4 chairs)	103	150 / 080580-04
202-DOLLY	26" x 26" x 15"	5.87 cu. ft.	17 lbs.	53	250 / 188560-03

**300-SV Comfort Class Series Stack Chair**

**300-SV-VAM Comfort Class Series**

**Anti-Microbial/Anti-Bacterial Vinyl Stack Chair**




300-SV



300-SV-VAM

**PRICING**

Models	List /MSRP
300-SV	\$156.00
300-SV-VAM	\$166.00
300-DOLLY	\$576.00

Fabric Colors	VAM Colors (Vinyl)	Features	Notes
801 = Gray 803 = Wine 804 = Navy 805 = Black 3145 = Navy Pinpoint 3165 = Burgundy Pinpoint All fabrics are stain-resistant	603 = Wine 605 = Navy Special Order: 606 = Black 	<ul style="list-style-type: none"> <li>• 300 lbs. weight capacity</li> <li>• Stacks 12 high, optional dolly holds up to 10</li> <li>• 3" thick high-density foam seat</li> <li>• Stain-resistant fabric (Model 300-SV only)</li> <li>• Silver-vein finish on 16-gauge steel frame</li> <li>• Built-in ganging brackets</li> <li>• 3/8" thick plywood supports back;</li> <li>• 1/2" thick plywood supports seat</li> <li>• Anti-microbial /anti-bacterial vinyl (VAM model only)</li> <li>• No assembly required</li> </ul>	<ul style="list-style-type: none"> <li>• 32 chair units per pallet max</li> <li>• See page 84 for accessories                             <ul style="list-style-type: none"> <li>- Dolly</li> <li>- Book Rack</li> <li>- Kneeler</li> </ul> </li> </ul>

**DIMENSIONS**

Seat Size	Back Size	Seat Height	Overall Size Model 300-SV	Overall Size Model 300-SV-VAM	Weight Capacity
19" W x 17.25" D	17.75" W x 19.25" H	18.50"	35" H x 21.75" W x 24" D	35" H x 21.75" W x 24" D	300 lbs.

**SHIPPING: FOB NC (Zip Code 27540)**

Models	Pallet Size	Carton Cube	Item Wt.	FedEx Dim. Wt.	LTL Class / NMFC#
300-SV	40" x 48" (1-3 chairs) 48" x 54" (4-32 chairs)	n/a	19 lbs. per chair	LTL only	150 / 080580-04
300-SV-VAM	40" x 48" (1-3 chairs) 48" x 54" (4-32 chairs)	n/a	18 lbs. per chair	LTL only	150 / 080580-04
300-DOLLY	60" x 48" x 72" (Max quantity of 6 per pallet)	n/a	23 lbs.	LTL only	300 / 188560-02

**300-XL Big & Tall Comfort Class Series Arm Chair**

**300-XL-VAM Big & Tall Comfort Class Series**

**Anti-Microbial/Anti-Bacterial Vinyl Arm Chair**

**BIG & TALL**




300-XL



300-XL-VAM

**PRICING**

Models	List /MSRP
300-XL	\$246.00
300-XL-VAM	\$256.00
300-DOLLY	\$576.00

Fabric Colors	VAM Colors (Vinyl)	Features	Notes
801 = Gray 803 = Wine 804 = Navy 805 = Black 3145 = Navy Pinpoint 3165 = Burgundy Pinpoint All fabrics are stain-resistant	603 = Wine 605 = Navy Special Order: 606 = Black 	<ul style="list-style-type: none"> <li>• 500 lbs. weight capacity</li> <li>• Stacks 10 high, optional dolly holds up to 8</li> <li>• 3" thick high-density foam seat</li> <li>• Silver-vein finish on 16-gauge steel frame</li> <li>• Soft padded arms</li> <li>• Extra-wide waterfall seat design</li> <li>• Stain-resistant fabric (Model 300-XL only)</li> <li>• 3/8" thick plywood supports back;</li> <li>• 1/2" thick plywood supports seat</li> <li>• Anti-microbial /anti-bacterial vinyl (VAM model only)</li> </ul>	<ul style="list-style-type: none"> <li>• 32 chair units per pallet max</li> <li>• See page 84 for accessories                             <ul style="list-style-type: none"> <li>- Dolly</li> <li>- Book Rack</li> <li>- Kneeler</li> </ul> </li> </ul>

**DIMENSIONS**

Seat Size	Back Size	Seat Height	Arm Width	Arm Height from Floor
20.75" W x 17" D	20.25" W x 19.25" H	18.75"	Interior: 24.50" Exterior: 29.25"	25.50"
Overall Size Model 300-XL			Overall Size Model 300-XL-VAM	Weight Capacity
35" H x 29.25" W x 25.25" D			35" H x 29.25" W x 25.25" D	500 lbs.

**SHIPPING: FOB NC (Zip Code 27540)**

Models	Pallet Size	Carton Cube	Item Wt.	FedEx Dim. Wt.	LTL Class / NMFC#
300-XL	40" x 48" (1-3 chairs) 52" x 54" (4-32 chairs)	n/a	25 lbs. per chair	LTL only	150 / 080580-04
300-XL-VAM	40" x 48" (1-3 chairs) 52" x 54" (4-32 chairs)	n/a	25 lbs. per chair	LTL only	150 / 080580-04
300-DOLLY	60" x 48" x 72" (Max quantity 6)	n/a	23 lbs.	LTL only	300 / 188560-02

# SEATING

## 303 Flexure Folding Chair



### PRICING

Models	List /MSRP
303	\$80.00
303-DOLLY	\$946.00

Plastic Colors	Features	Notes
P0 = Black Licorice P01 = Dove Gray P19 = Chocolate P22 = Caramel P28 = Butterscotch	<ul style="list-style-type: none"> <li>• 300 lbs. weight capacity</li> <li>• Plastic seat and back with built-in carrying handle</li> <li>• Lightweight, 12-gauge steel frame</li> <li>• Built-in ganging brackets</li> <li>• Optional dolly holds up to 80 chairs</li> <li>• No assembly required</li> <li>• GreenGuard® Certified for Children &amp; Schools</li> </ul>	<ul style="list-style-type: none"> <li>• Must be ordered in multiples of 4 or a \$25 carton breakage fee applies</li> <li>• Price shown is per chair &amp; per dolly</li> <li>• See page 84 for optional dolly</li> </ul>

### DIMENSIONS

Seat Size	Back Size	Seat Height	Overall Size	Weight Capacity
15.50" W x 17.50" D	17" W x 7" H	16.75"	30" H x 19" W x 21.50" D	300 lbs.

### SHIPPING: FOB NC (Zip Code 27540)



Models	Carton Size	Carton Cube	Carton Wt.	FedEx Dim. Wt.	LTL Class / NMFC#
303	39" x 20" x 9" (4 chairs)	4.06 cu. ft. (4 chairs)	40 lbs. (4 chairs)	36	85 / 080565
303-DOLLY	60" x 48" x 72" (Max quantity 2) Ships shrink-wrapped	120 cu. ft. (4 dollies)	84 lbs. (4 dollies)	LTL only	300 / 188560-02

## 304-P Smart Series Stack Chair



### PRICING

Models	List /MSRP
304-P	\$240.00
304-DOLLY	\$233.00



Plastic Colors	Frame Finish	Features	Notes
P0 = Black P02 = White	Chrome	<ul style="list-style-type: none"> <li>• Stacks/nests up to 6-8 high</li> <li>• Stacks/nests 14 high on optional dolly</li> <li>• Contoured plastic seat, back and arms</li> <li>• Chrome-plated 15-gauge tubular steel</li> <li>• Built-in lumbar support &amp; carrying handle</li> <li>• Chair is the same height with or without casters</li> <li>• Ships fully assembled</li> </ul>	<ul style="list-style-type: none"> <li>• Optional casters available</li> <li>• See page 85 for accessories                             <ul style="list-style-type: none"> <li>- Casters</li> <li>- Dolly</li> </ul> </li> </ul>

### DIMENSIONS

Seat Size	Back Size	Seat Height	Arm Width	Arm Height from Floor	Overall Size	Weight Capacity
19.25" W x 17.50" D	18" W x 15" H	18.25"	Interior: 19.75" Exterior: 22.75"	27"	35.25" H x 22.75" W x 23.50" D	300 lbs.

### SHIPPING: FOB NC (Zip Code 27540)

Models	Pallet Size	Carton Cube	Item Wt.	FedEx Dim. Wt.	LTL Class / NMFC#
304-P	54" x 51" x 72" (Max quantity 12)	n/a	16 lbs.	LTL Only	175 / 80770-2
304-DOLLY	54" x 51" x 72" (Max quantity 6)	n/a	17 lbs.	LTL Only	125 / 80580-05

305 Rico Stack Chairs  
306 Rico Stack Chair with Arms



PRICING

Models	List /MSRP
305	\$123.00
305-16	\$123.00
305-14	\$116.00
305-12	\$116.00
306	\$153.00
305-14-DOLLY	\$230.00
305-DOLLY	\$230.00



Plastic Colors	Features 305 & 306
P0 = Black P1 = Red P17 = Burgundy P23 = Lemon Yellow P46 = Navy P52 = Lime Green	<ul style="list-style-type: none"> <li>• 300 lbs. weight capacity</li> <li>• Stacks 15 high on dolly</li> <li>• Silver powder-coated painted steel frame</li> <li>• Built-in ganging brackets</li> <li>• No assembly required</li> <li>• GreenGuard® Certified for Children &amp; Schools</li> </ul>



Rico Accessories	Notes
<ul style="list-style-type: none"> <li>• 305-Casters</li> <li>• 306-GB Ganging Bracket for use with Model 306 only</li> <li>• 305-14-DOLLY for use with Models 305-12 &amp; 305-14 only</li> <li>• 305-DOLLY for use with Models 305, 305-16 &amp; 306</li> <li>• See accessories on pages 85 &amp; 86 for details</li> </ul>	<ul style="list-style-type: none"> <li>• 36 units per pallet max</li> <li>• Casters add 2" to height of chair</li> </ul>

DIMENSIONS: 305's

Seat Size 305	Back Size 305	Seat Height 305	Overall Size Model 305	Weight Capacity
18.25" W x 16.50" D	20.50" W x 13.25" H	17.50"	31.75" H x 22.25" W x 24.50" D	300 lbs.
Seat Size 305-16	Back Size 305-16	Seat Height 305-16	Overall Size Model 305-16	Weight Capacity
18.25" W x 16.50" D	20.50" W x 13.25" H	16"	29.75" H x 22.25" W x 23.50" D	300 lbs.
Seat Size 305-14	Back Size 305-14	Seat Height 305-14	Overall Size Model 305-14	Weight Capacity
14.25" W x 13" D	16" W x 11" H	14"	24.75" H x 18" W x 19.25" D	300 lbs.
Seat Size 305-12	Back Size 305-12	Seat Height 305-12	Overall Size Model 305-12	Weight Capacity
14.25" W x 13" D	16" W x 11" H	12"	22.75" H x 18" W x 18.25" D	300 lbs.



DIMENSIONS: 306

Seat Size	Back Size	Seat Height	Arm Width	Arm Height from Floor	Overall Size	Weight Capacity
18" W x 16.25" D	20.25" W x 13" H	17.75"	Interior: 22.25" Exterior: 25.25"	26.25" H	31.75" H x 25.25" W x 24.50" D	300 lbs.



SHIPPING: FOB AZ (Zip Code 85031) or NC (Zip Code 27540)

Models	Pallet Size	Carton Cube	Item Wt.	FedEx Dim. Wt.	LTL Class / NMFC#
305	40" x 48" (1-3 chairs) 52" x 54" (4-40 chairs)	n/a	12 lbs.	LTL only	125 / 080580-05
305-16*	40" x 48" (1-3 chairs) 52" x 54" (4-40 chairs)	n/a	12 lbs.	LTL only	125 / 080580-05
305-14*	40" x 48" (1-10 chairs) 42" x 46" (11-40 chairs)	n/a	8 lbs.	LTL only	125 / 080580-05
305-12*	40" x 48" (1-10 chairs) 42" x 46" (11-40 chairs)	n/a	7 lbs.	LTL only	125 / 080580-05
306	40" x 48" (1-3 chairs) 52" x 54" (4-40 chairs)	n/a	15 lbs.	LTL only	125 / 080580-05
305-14-DOLLY	48" x 48" (5 dollies max)	n/a	13 lbs. each	LTL only	125 / 080580-05
305-DOLLY	48" x 48" x 72" (5 dollies max)	n/a	11 lbs. each	LTL only	300 / 188560-02



# SEATING

## 308-F & 308-P Stanza Nesting Stack Chair

## 309-F & 309-P Stanza Nesting Stack Chair with Arms

### PRICING

Models	List /MSRP
308-P	\$199.00
308-F	\$226.00
309-P	\$243.00
309-F	\$270.00



308-P



Plastic Colors	Fabric Color *	Frame Finish	Features	Notes
PO = Black* P17 = Burgundy P46 = Navy	805-Black  *Fabric seat is available ONLY on PO Black chairs.	Scratch-resistant powder-coated gray metal	<ul style="list-style-type: none"> <li>• 300 lbs. weight capacity</li> <li>• Plastic models stack 12 high</li> <li>• Fabric models stack 12 high</li> <li>• No assembly required</li> <li>• GreenGuard® Certified for Children &amp; School</li> <li>• Built-in ganging brackets for armless model</li> <li>• 306-GB Ganging Bracket for use with model with arms</li> <li>• Optional Casters add 1.75" to overall height of chair</li> </ul>	<ul style="list-style-type: none"> <li>• Minimum order of 4 chairs required or a \$25 carton breakage fee applies</li> <li>• Optional casters available</li> <li>• See pages 86 for accessories                             <ul style="list-style-type: none"> <li>- Casters</li> <li>- Ganging Bracket</li> </ul> </li> </ul>



309-P

### DIMENSIONS

Seat Size	Back Size	Seat Height -P	Seat Height -F	Arm Width	Arm Height from Floor	Overall Size	Weight Capacity
17.75" W x 16" D	20.25" W x 8.75" H	17.50"	18"	Interior: 22.50" Exterior: 26"	26.50"	31" H x 22.50" W x 22" D	300 lbs.

### SHIPPING: FOB NC (Zip Code 27540)

Models	Carton Size	Carton Cube	Item Wt.	FedEx Dim. Wt.	LTL Class / NMFC#
308-F	24.50" x 23.50" x 46.50"	16	16 lbs.	LTL Only	125 / 80580-05
308-P	24.50" x 23.50" x 46.50"	16	16 lbs.	LTL Only	125 / 80580-05
309-F	26.50" x 24.50" x 46.50"	18	17 lbs.	LTL Only	125 / 80580-05
309-P	26.50" x 24.50" x 46.50"	18	17 lbs.	LTL Only	125 / 80580-05

**310-F Multi-Use Stack Chair with Fabric Seat & Back**

**310-FA Multi-Use Stack Chair with Fabric Seat & Back with Arms**

**310-TABLET Optional Tablet**

**PRICING**

Models	List /MSRP
310-F	\$196.00
310-FA	\$233.00
310-TABLET	\$80.00
310-DOLLY	\$153.00



Fabric Colors	Features	Notes
801 = Gray 803 = Wine 804 = Navy 805 = Black All fabrics are stain-resistant	<ul style="list-style-type: none"> <li>Stacks 16-20 high on optional dolly (w/out arms)</li> <li>Stacks 6-8 high without dolly (w/out arms); 4 high w/arms</li> <li>Arms included with Model 310-FA only</li> <li>Chrome-plated 16-gauge tubular steel frame</li> <li>Built-in ganging brackets</li> <li>Sled base</li> <li>Optional tablet available</li> <li>Assembly required</li> </ul>	<ul style="list-style-type: none"> <li>Must be ordered in multiples of 4 or a \$25 carton breakage fee applies</li> <li>Prices shown are per chair or tablet</li> <li>Arms ship in separate cartons</li> <li>Models with arms or with optional tablet do not gang</li> <li>Optional tablet—specify right or left handed (see pg. 86)</li> <li>Tablet price shown is in addition to that of the chair</li> <li>See pages 86 &amp; 88 for accessories</li> </ul>

**DIMENSIONS**

Seat Size	Back Size	Seat Height	Interior Arm Width	Exterior Arm Width
18.50" W x 17.50" D	18.75" W x 16" H	18.75"	19.50"	23.75"
Arm Height from Floor	Overall Size Model 310-F	Overall Size Model 310-FA	Weight Capacity	
27.25"	33.25" H x 21.50" W x 23" D	33.25" H x 23.75" W x 23" D	250 lbs.	

**SHIPPING: KS (Zip Code 66021) or NC (Zip Code 27540)**

Models	Carton Size	Carton Cube	Carton Weight	FedEx Dim. Wt.	LTL Class / NMFC#
310-F	27" x 23" x 30" (4 chairs)	10.78 cu. ft. (4 chairs)	60 lbs. (4 chairs)	96	150 / 080580-04
310-FA	27" x 23" x 30" (4 chairs) 13" x 10" x 4" (2 arms x 4 boxes)	10.78 cu. ft. (4 chairs) 1.20 cu. ft. (8 arms)	60 lbs. (4 chairs) + 16 lbs. (8 arms)	96 11	150 / 080580-04 85 / 082870-02
310-TABLET-L	30" x 21" x 23" (4 tablets)	8.39 cu. ft. (4 tablets)	24 lbs. (4 tablets)	75	175 / 080540-02
310-TABLET-R	30" x 21" x 23" (4 tablets)	8.39 cu. ft. (4 tablets)	24 lbs. (4 tablets)	75	175 / 080540-02
310-DOLLY	32" x 26" x 15"	7.22 cu. ft.	19 lbs.	63	300 / 080580-02

**310-P Multi-Use Stack Chair with Plastic Seat & Back**

**310-PA Multi-Use Stack Chair with Plastic Seat & Back with Arms**

**310-TABLET Optional Tablet**

**PRICING**

Models	List /MSRP
310-P	\$116.00
310-PA	\$156.00
310-TABLET	\$80.00
310-DOLLY	\$153.00



Plastic Colors	Features	Notes
A01 = Gray A02 = Black A10 = Wine A11 = Navy	<ul style="list-style-type: none"> <li>Stacks 20 high on optional dolly (w/o arms)</li> <li>Stacks 12 high without dolly (w/o arms)</li> <li>Stacks 4 high without dolly (with arms)</li> <li>Arms included with Model 310-PA only</li> <li>Arms ship in separate cartons</li> <li>Chrome-plated 16-gauge tubular steel frame</li> <li>Built-in ganging brackets</li> <li>Sled base</li> <li>Optional tablet—specify right or left handed (see pg. 86)</li> <li>Assembly required</li> <li>See pages 86 &amp; 88 for accessories</li> </ul>	<ul style="list-style-type: none"> <li>Must be ordered in multiples of 4 or a \$25 carton breakage fee applies</li> <li>Prices shown are per chair or tablet</li> <li>Models with arms or with optional tablet do not gang</li> <li>Optional tablet—specify right or left handed (see pg. 86)</li> <li>Tablet price shown is in addition to that of the chair</li> <li>Arms ship in separate cartons</li> <li>See page 86 &amp; 88 for accessories</li> </ul>

**DIMENSIONS**

Seat Size	Back Size	Seat Height	Interior Arm Width	Exterior Arm Width
18.50" W x 17.50" D	18.75" W x 16" H	18.25"	19.50"	23.75"
Arm Height from Floor	Overall Size Model 310-P	Overall Size Model 310-PA	Weight Capacity	
27.25"	33.25" H x 21.50" W x 23" D	33.25" H x 23.75" W x 23" D	250 lbs.	

**SHIPPING: FOB AZ (Zip Code 85031), KS (Zip Code 66021), NC (Zip Code 27540)**

Models	Carton Size	Carton Cube	Carton Wt.	FedEx Dim. Wt.	LTL Class / NMFC#
310-P	27" x 22" x 29" (4 chairs)	9.97 cu. ft. (4 chairs)	40 lbs. (4 chairs)	89	250 / 080580-03
310-PA	27" x 22" x 29" (4 chairs) 13" x 10" x 4" (2 arms x 4 boxes)	9.97 cu. ft. (4 chairs) 1.20 cu. ft. (8 arms)	40 lbs. (4 chairs) + 16 lbs. (8 arms)	89 11	250 / 080580-03 85 / 082870-02
310-TABLET-L	30" x 21" x 23" (4 tablets)	8.39 cu. ft. (4 tablets)	24 lbs. (4 tablets)	75	175 / 080540-02
310-TABLET-R	30" x 21" x 23" (4 tablets)	8.39 cu. ft. (4 tablets)	24 lbs. (4 tablets)	75	175 / 080540-02
310-DOLLY	32" x 26" x 15"	7.22 cu. ft.	19 lbs.	63	300 / 080580-02

# SEATING

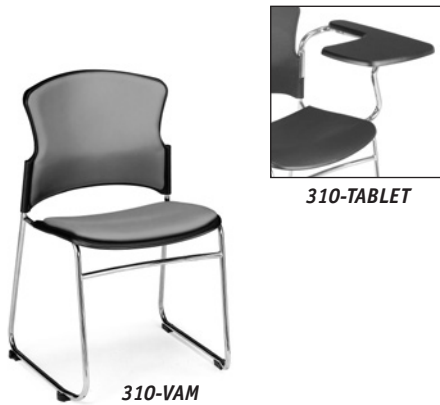
**310-VAM Multi-Use Stack Chair with Anti-Microbial/Anti-Bacterial Vinyl Seat & Back**

**310-VAM-A Multi-Use Stack Chair with Anti-Microbial/Anti-Bacterial Vinyl Seat & Back with Arms**

**310-TABLET Optional Tablet**

## PRICING

Models	List /MSRP
310-VAM	\$210.00
310-VAM-A	\$246.00
310-TABLET	\$80.00*
310-DOLLY	\$153.00



VAM Colors (Vinyl)	Features	Notes
602 = Teal 603 = Wine 604 = Charcoal 605 = Navy 606 = Black	<ul style="list-style-type: none"> <li>Stacks 16 high on optional dolly (w/o arms)</li> <li>Stacks 12 high without dolly (w/o arms)</li> <li>Stacks 4 high without dolly (with arms)</li> <li>Arms included with Model 310-VAM-A only</li> <li>Chrome-plated 16-gauge tubular steel frame</li> <li>Anti-microbial /anti-bacterial vinyl (VAM)</li> <li>Built-in ganging brackets</li> <li>Sled base</li> <li>Optional tablet available</li> <li>Assembly required</li> </ul>	<ul style="list-style-type: none"> <li>Must be ordered in multiples of 4 or a \$25 carton breakage fee applies</li> <li>Prices shown are per chair or tablet</li> <li>Models with arms or with optional tablet do not gang</li> <li>Optional tablet—specify right or left handed (see pg. 86)</li> <li>Tablet price shown is in addition to that of the chair</li> <li>Arms ship in separate carton</li> <li>See page 86 &amp; 88 for accessories</li> </ul>

## DIMENSIONS

Seat Size	Back Size	Seat Height	Interior Arm Width	Exterior Arm Width
18.50" W x 17.50" D	18.75" W x 16" H	18.75"	19.50"	23.75"
Arm Height from Floor	Overall Size Model 310-VAM	Overall Size Model 310-VAM-A	Weight Capacity	
27.25"	33.25" H x 21.50" W x 23" D	33.25" H x 23.75" W x 23" D	250 lbs.	



**SHIPPING: FOB (Zip Code 66021) or NC (Zip Code 27540)**

Models	Carton Size	Carton Cube	Carton Wt.	FedEx Dim. Wt.	LTL Class / NMFC#
310-VAM	27" x 22" x 29" (4 chairs)	9.97 cu. ft. (4 chairs)	60 lbs.	89	150 / 080580-04
310-VAM-A	27" x 22" x 29" (4 chairs) 13" x 10" x 4" (2 arms x 4 boxes)	9.97 cu. ft. (4 chairs) 1.20 cu. ft. (8 arms)	60 lbs. + 16 lbs.	89 11	150 / 080580-04 85 / 082870-02
310-TABLET-L	30" x 21" x 23" (4 tablets)	8.39 cu. ft. (4 tablets)	24 lbs. (4 tablets)	75	175 / 080540-02
310-TABLET-R	30" x 21" x 23" (4 tablets)	8.39 cu. ft. (4 tablets)	24 lbs. (4 tablets)	75	175 / 080540-02
310-DOLLY	32" x 26" x 15"	7.22 cu. ft.	19 lbs.	63	300 / 080580-02

**315 Multi-Use Plastic Stack Chair**

## PRICING

Models	List /MSRP
315	\$122.00
315-DOLLY	\$166.00



Plastic Colors	Frame Finish	Features	Notes
A02 = Black A10 = Wine A11 = Navy A15 = Olive A20 = Ivory	Chrome-plated	<ul style="list-style-type: none"> <li>Stacks up to 10 high</li> <li>Stacks 25 high on optional dolly</li> <li>Contoured polypropylene seat and back</li> <li>Chrome-plated 15-gauge tubular steel sled base</li> <li>Built-in ganging brackets</li> </ul>	<ul style="list-style-type: none"> <li>Must be ordered in multiples of 4 or a \$25 carton breakage fee applies</li> <li>Price shown is per chair or dolly</li> <li>See page 86 for optional dolly</li> </ul>

## DIMENSIONS

Seat Size	Back Size	Seat Height	Overall Size	Weight Capacity
18" W x 19" D	18" W x 17" H	17.75"	32.25" H x 22" W x 22" D	250 lbs.

**SHIPPING: FOB NC (Zip Code 27540)**

Models	Carton Size	Carton Cube	Carton Wt.	FedEx Dim. Wt.	LTL Class / NMFC#
315	25" x 21" x 23" (4 chairs)	6.99 cu. ft. (4 chairs)	44 lbs. (4 chairs)	63	250 / 080580-03
315-DOLLY	26" x 26" x 17" (1 dolly)	6.65 cu. ft. (1 dolly)	17 lbs. (1 dolly)	60	300 / 080580-02



**320-F Stack Chair with Fabric Seat & Back**

**320-P Stack Chair with Plastic Seat & Back**

**320-VAM Stack Chair with Anti-Microbial/Anti-Bacterial Vinyl Seat & Back**


**PRICING**

Models	List /MSRP
320-F	\$216.00
320-P	\$140.00
320-VAM	\$216.00
320-DOLLY	\$230.00



320-F



Fabric Colors	Plastic Colors	VAM Colors (Vinyl)	Features	Notes
801 = Gray 803 = Wine 804 = Navy 805 = Black  All fabrics are stain-resistant	P0 = Black P07 = Dark Gray P17 = Burgundy P46 = Navy  GreenGuard® Certified For Children & Schools	603 = Wine 604 = Charcoal 605 = Navy 606 = Black  	<ul style="list-style-type: none"> <li>• 300 lbs. weight capacity</li> <li>• Stacks 20 high on optional dolly; stacks 6-8 high without dolly</li> <li>• 3/8" solid wire steel sled base</li> <li>• Built-in ganging brackets</li> <li>• Anti-microbial/anti-bacterial vinyl (VAM model only)</li> <li>• CAL117 &amp; UL94 fire-retardant foam on seat and back (F &amp; VAM models only)</li> <li>• No assembly required</li> <li>• Plastics are GreenGuard® Certified for Children &amp; Schools</li> </ul>	<ul style="list-style-type: none"> <li>• Prices shown are per chair</li> <li>• See page 87 for Model 320-DOLLY</li> <li>• 24 units per pallet max</li> </ul>



320-P



320-VAM

**DIMENSIONS**

Seat Size	Back Size	Seat Height Models 320-F & 320-VAM	Seat Height Model 320-P	Overall Size	Weight Capacity
18.25" W x 18" D	19.25" W x 15" H	19.25"	18.25"	31.25" H x 21" W x 21" D	300 lbs.

**SHIPPING: FOB NC (Zip Code 27540)**

Models	Pallet Size	Item Weight	FedEx Dim. Weight	LTL Class / NMFC#
320-F	40" x 48" (1-5 chairs) 52" x 54" (6-24 chairs)	15 lbs. per chair	LTL only	150 / 080580-04
320-P	40" x 48" (1-5 chairs) 52" x 54" (6-24 chairs)	15 lbs. per chair	LTL only	150 / 080580-04
320-VAM	40" x 48" (1-5 chairs) 52" x 54" (6-24 chairs)	16 lbs. per chair	LTL only	150 / 080580-04
320-DOLLY	40" x 48" or 60" x 48" (Max quantity 12)	16 lbs. (each)	LTL only	250 / 188560-03


24 chair units per pallet max.

**325 Stars Stack Chair**



**PRICING**

Models	List /MSRP
325	\$200.00
325-P	\$183.00
325-VAM	\$206.00
325-335-DOLLY	\$153.00

Fabric Colors	VAM Colors (Vinyl)	Features
All fabrics are stain-resistant  2201 = Shamrock Green 2202 = Lavender 2203 = Navy 2204 = Colonial Blue 2205 = Golden Flax 2206 = Cornflower Blue 2207 = Sage Green 2208 = Coral Pink 2209 = Khaki 2210 = Royal Blue 2211 = Burgundy 2213 = Slate Gray 2214 = Plum 2218 = Putty 2221 = Forest Green 2224 = Black	602 = Teal 603 = Wine 604 = Charcoal 605 = Navy 606 = Black  	<ul style="list-style-type: none"> <li>• Stacks 6 high without dolly; stacks 16-20 high on optional dolly (see pg. 87)</li> <li>• Triple curve seat design</li> <li>• Extra-thick curved plastic back with lumbar support</li> <li>• Silver powder-coated paint finish on steel frame</li> <li>• Replaceable seat cushions</li> <li>• Stain-resistant fabric seat cushions</li> <li>• Sled base with built-in ganging brackets</li> <li>• Anti-microbial/anti-bacterial vinyl (VAM)</li> </ul>

Notes
<ul style="list-style-type: none"> <li>• Must be ordered in multiples of 4 or a carton breakage fee of \$25 applies</li> <li>• Prices shown are per chair</li> <li>• See page 87 for Model 325-335-DOLLY</li> </ul>

**DIMENSIONS**

Seat Size	Back Size	Seat Height	Overall Size	Weight Capacity
18.25" W x 17.75" D	19.25" W x 16" W	18.50"	32.25" H x 21.75" W x 22" D	250 lbs.

**SHIPPING: FOB KS (Zip Code 66021) or NC (Zip Code 27540)**

Models	Carton Size	Carton Cube	Carton Weight.	FedEx Dim. Weight	LTL Class / NMFC#
325	30" x 23" x 25" (4 chairs)	9.98 cu. ft. (4 chairs)	56 lbs. (4 chairs)	89	150 / 080580-04
Dolly	30" x 23" x 26"	10.38 cu. ft.	18 lbs.	93	300 / 188560-02

# SEATING

## 326 Stars Swivel Task Chair & Stool

### PRICING



Fabric Colors <i>All fabrics are stain-resistant</i>	VAM Colors (Vinyl)
2201 = Shamrock Green 2202 = Lavender 2203 = Navy 2204 = Colonial Blue 2205 = Golden Flax 2206 = Cornflower Blue 2207 = Sage Green 2208 = Coral Pink 2209 = Khaki 2210 = Royal Blue 2211 = Burgundy 2213 = Slate Gray 2214 = Plum 2218 = Putty 2221 = Forest Green 2224 = Black	602 = Teal 603 = Wine 604 = Charcoal 605 = Navy 606 = Black
	Plastic Color
	A02 = Black

Models	List /MSRP
326	\$360.00
326-AA3	\$443.00
326-AA3-DK	\$520.00
326-DK	\$443.00
326-P	\$353.00
326-P-AA3	\$426.00
326-P-AA3DK	\$503.00
326-P-DK	\$426.00
326-VAM	\$366.00
326-VAM-AA3	\$450.00
326-V-AA3DK	\$526.00
326-VAM-DK	\$450.00

Features	Features AA3 Models	Features DK Models	Ergonomic Adjustments
<ul style="list-style-type: none"> <li>• 360° swivel function</li> <li>• Triple curve seat design</li> <li>• Extra-thick curved plastic back with lumbar support</li> <li>• Silver powder-coated paint finish on steel frame</li> <li>• Replaceable seat cushion</li> <li>• Anti-microbial /anti-bacterial vinyl (VAM models)</li> <li>• 27" steel 5-star base</li> </ul>	<ul style="list-style-type: none"> <li>• 7-position adjustable arms</li> </ul>	<ul style="list-style-type: none"> <li>• Drafting kit included</li> <li>• Adjustable foot ring</li> <li>• Includes a 9" and 12" extension tube</li> </ul>	<ul style="list-style-type: none"> <li>• Seat height</li> <li>• Arm height</li> </ul>

### DIMENSIONS

Seat Size	Back Size	Seat Height	Seat Height DK Models	Arm Height from Floor AA3 Models	Arm Height from Floor AA3-DK Models
18.25" W x 17.75" D	19.25" W x 16" H	19.25" - 22.75"	26.75" - 30.25" or 29.75" - 33.25"	27" - 33"	34.25" - 40.50" or 37.25" - 43.50"
Interior Arm Width	Exterior Arm Width	Overall Size Models 326 & 326-AA3		Overall Size Models 326-AA3-DK & 326-DK	
16"	23"	33.75" - 37.50" H x 25" W x 25" D		41.25" - 45" or 44.25" - 48" H x 25" W x 25" D	
					Weight Capacity
					250 lbs.

### SHIPPING: FOB KS (Zip Code 66021) or NC (Zip Code 27540)


Models	Carton Size	Carton Cube	Carton Wt.	FedEx Dim. Wt.	LTL Class /NMFC#
326	24" x 25" x 10" (chair)	3.47 cu. ft.	28 lbs.	31	125 / 080580-05
326-AA3 (2 cartons)	24" x 25" x 10" (chair) + 14" x 9" x 8" (arms)	3.47 cu. ft. + 0.58 cu. ft.	28 lbs. + 6 lbs.	31 + 5	125 / 080580-05 85 / 082870-02
326-AA3-DK (3 cartons)	24" x 25" x 10" (chair) + 14" x 9" x 8" (arms) + 22" x 20" x 3" (d. kit)	3.47 cu. ft. + 0.58 cu. ft. + 0.76 cu. ft.	28 lbs. + 6 lbs. + 6 lbs.	31 + 5 + 7	125 / 080580-05 85 / 082870-02 100 / 083270
326-DK (2 cartons)	24" x 25" x 10" (chair) + 22" x 20" x 3" (d. kit)	3.47 cu. ft. + 0.76 cu. ft.	28 lbs. + 6 lbs.	31 + 7	125 / 080580-05 100 / 083270

**328 Stars Café Height Chair**



**PRICING**

Models	List / MSRP
328C / 328S	\$360.00
328C-P / 328S-P	\$346.00
328C-VAM / 328S-VAM	\$366.00

Fabric Colors <i>All fabrics are stain-resistant</i>	VAM Colors (Vinyl)	Features
2201 = Shamrock Green 2202 = Lavender 2203 = Navy 2204 = Colonial Blue 2205 = Golden Flax 2206 = Cornflower Blue 2207 = Sage Green 2208 = Coral Pink 2209 = Khaki 2210 = Royal Blue 2211 = Burgundy 2213 = Slate Gray 2214 = Plum 2218 = Putty 2221 = Forest Green 2224 = Black	602 = Teal 603 = Wine 604 = Charcoal 605 = Navy 606 = Black 	<ul style="list-style-type: none"> <li>Stacks 2 high</li> <li>Triple curve seat design</li> <li>Extra-thick curved plastic back with lumbar support</li> <li>Replaceable seat cushion</li> <li>Stain-resistant fabric seat cushion</li> <li>Silver powder-coated paint finish or chrome-plated finish on steel frame</li> <li>Anti-microbial /anti-bacterial vinyl (VAM models only)</li> <li>Built-in footrest</li> </ul>
<b>Plastic Color</b>		
A02 = Black		
<b>Frame Finishes</b>		
C = Chrome S = Silver		
<b>Notes</b>		
<ul style="list-style-type: none"> <li>Must be ordered in multiples of 2 or a carton breakage fee of \$25 applies</li> <li>Minimum order is 4 chairs</li> <li>Prices shown are per chair</li> </ul>		

**DIMENSIONS**

Seat Size	Back Size	Seat Height 328	Seat Height 328-P	Overall Size	Weight Capacity
18.25" W x 17.75" D	19.25" W x 16" H	31.25"	30.75"	45.75" H x 21.50" W x 23" D	250 lbs.

**SHIPPING: FOB NC (Zip Code 27540)**


Model	Carton Size	Carton Cube	Carton Wt.	FedEx Dim. Wt.	LTL Class / NMFC#
328	23" x 25" x 38" (2 chairs)	12.64 cu. ft. (2 chairs)	42 lbs. (2 chairs)	LTL only	250 / 080580-03



## 335 Moon Stack Chair

**STARS  
AND  
MOON**



Fabric Colors <i>All fabrics are stain-resistant</i>	VAM Colors (Vinyl)	Features
2201 = Shamrock Green 2202 = Lavender 2203 = Navy 2204 = Colonial Blue 2205 = Golden Flax 2206 = Cornflower Blue 2207 = Sage Green 2208 = Coral Pink 2209 = Khaki 2210 = Royal Blue 2211 = Burgundy 2213 = Slate Gray 2214 = Plum 2218 = Putty 2221 = Forest Green 2224 = Black	602 = Teal 603 = Wine 604 = Charcoal 605 = Navy 606 = Black  	<ul style="list-style-type: none"> <li>Stacks 6 high without dolly; stacks 16-20 high on optional dolly (see pg. 72)</li> <li>Triple curve seat design</li> <li>Extra-thick curved mesh back with lumbar support</li> <li>Silver powder-coated paint finish on steel frame</li> <li>Replaceable seat cushions</li> <li>Stain-resistant fabric seat cushions</li> <li>Sled base with built-in anti-microbial/anti-bacterial vinyl (VAM)</li> </ul>
<b>Plastic Color</b> A02 = Black		

### PRICING

Models	List / MSRP
335	\$253.00
335-P	\$236.00
335-VAM	\$260.00

### Notes

- Must be ordered in multiples of 4 or a carton breakage fee of \$25 applies
- Prices shown are per chair
- See page 87 for Model 325-335-DOLLY

### DIMENSIONS

Seat Size	Back Size	Seat Height	Overall Size	Weight Capacity
18.25" W x 17.75" D	19" W x 15.50" H	18.50"	31.50" H x 21.75" W x 23" D	250 lbs.

**SHIPPING: FOB KS (Zip Code 66021) or NC (Zip Code 27540)**

Model	Carton Size	Carton Cube	Carton Weight.	FedEx Dim. Wt.	LTL Class / NMFC#
335	30" x 23" x 26" (4 chairs)	10.38 cu. ft. (4 chairs)	60 lbs. (4 chairs)	93	150 / 080580-04

## 336 Moon Swivel Task Chair & Stool




336



336-AA3-DK

**STARS  
AND  
MOON**

Fabric Colors <i>All fabrics are stain-resistant</i>	VAM Colors (Vinyl)
2201 = Shamrock Green 2202 = Lavender 2203 = Navy 2204 = Colonial Blue 2205 = Golden Flax 2206 = Cornflower Blue 2207 = Sage Green 2208 = Coral Pink 2209 = Khaki 2210 = Royal Blue 2211 = Burgundy 2213 = Slate Gray 2214 = Plum 2218 = Putty 2221 = Forest Green 2224 = Black	602 = Teal 603 = Wine 604 = Charcoal 605 = Navy 606 = Black  
<b>Plastic Color</b> A02 = Black	

### PRICING

Models	List / MSRP
336	\$396.00
336-AA3	\$476.00
336-AA3-DK	\$556.00
336-DK	\$476.00
336-P	\$383.00
336-P-AA3	\$463.00
336-P-AA3-DK	\$543.00
336-P-DK	\$463.00
336-VAM	\$403.00
336-VAM-AA3	\$483.00
336-V-AA3DK	\$563.00
336-VAM-DK	\$483.00

Features	Features AA3 Models	Features DK Models	Ergonomic Adjustments
<ul style="list-style-type: none"> <li>360° swivel function</li> <li>Triple curve seat design</li> <li>Extra-thick curved mesh back with lumbar support</li> <li>Silver powder-coated paint finish on steel frame</li> <li>Replaceable seat cushion</li> <li>Stain-resistant fabric seat cushion</li> <li>27" steel 5-star base</li> <li>Anti-microbial/anti-bacterial vinyl (VAM models only)</li> </ul>	<ul style="list-style-type: none"> <li>7-position adjustable arms</li> </ul>	<ul style="list-style-type: none"> <li>Drafting kit included</li> <li>Adjustable foot ring</li> <li>Includes a 9" and 12" extension tube</li> </ul>	<ul style="list-style-type: none"> <li>Seat height</li> <li>Arm height (AA models only)</li> </ul>

### DIMENSIONS

Seat Size	Back Size	Seat Height	Seat Height DK Models	Arm Height from Floor AA3 Models	Arm Height from Floor AA3-DK Models
18.25" W x 17.75" D	19" W x 15.50" H	19.25" - 22.75"	26.75" - 30.25" or 29.75" - 33.25"	27" - 33"	34.25" - 40.50" or 37.25" - 43.50"
Interior Arm Width	Exterior Arm Width	Overall Size Models 336 & 336-AA3		Overall Size Models 336-AA3-DK & 336-DK	
16"	23"	33.25" - 36" H x 25" W x 25" D		40.50" - 43.25" or 43.50" - 46.25" H x 25" W x 25" D	
					Weight Capacity
					250 lbs.

**SHIPPING: FOB KS (Zip Code 66021), NC (Zip Code 27540)**


Models	Carton Size	Carton Cube	Carton Wt.	FedEx Dim. Wt.	LTL Class / NMFC#
336	24" x 25" x 11" (chair)	3.82 cu. ft.	28 lbs.	34	125 / 080580-05
336-AA3 (2 cartons)	24" x 25" x 11" (chair) + 14" x 9" x 8" (arms)	3.82 cu. ft. + 0.58 cu. ft.	28 lbs. + 6 lbs.	34 + 5	125 / 080580-05 85 / 082870-02
336-AA3-DK (3 cartons)	24" x 25" x 11" (chair) + 14" x 9" x 8" (arms) + 22" x 20" x 3" (d. kit)	3.82 cu. ft. + 0.58 cu. ft. + 0.76 cu. ft.	28 lbs. + 6 lbs. + 6 lbs.	34 + 5 + 7	125 / 080580-05 85 / 082870-02 100 / 083270
336-DK (2 cartons)	24" x 25" x 11" (chair) + 22" x 20" x 3" (d. kit)	3.82 cu. ft. + 0.76 cu. ft.	28 lbs. + 6 lbs.	34 + 7	125 / 080580-05 100 / 083270

338 Moon Café Height Chair



PRICING

Models	List /MSRP
338C / 338S	\$396.00
338C-P / 338S-P	\$383.00
338C-VAM / 338S-VAM	\$403.00

Fabric Colors <i>All fabrics are stain-resistant</i>	VAM Colors (Vinyl)	Features
2201 = Shamrock Green 2202 = Lavender 2203 = Navy 2204 = Colonial Blue 2205 = Golden Flax 2206 = Cornflower Blue 2207 = Sage Green 2208 = Coral Pink 2209 = Khaki 2210 = Royal Blue 2211 = Burgundy 2213 = Slate Gray 2214 = Plum 2218 = Putty 2221 = Forest Green 2224 = Black	602 = Teal 603 = Wine 604 = Charcoal 605 = Navy 606 = Black 	<ul style="list-style-type: none"> <li>Stacks 2 high</li> <li>Triple curve seat design</li> <li>Extra-thick curved mesh back with lumbar support</li> <li>Replaceable seat cushions</li> <li>Stain-resistant fabric seat cushion</li> <li>Silver powder-coated paint finish or chrome-plated finish on steel frame</li> <li>Anti-microbial/anti-bacterial vinyl (VAM models only)</li> <li>Built-in footrest</li> </ul>
<b>Plastic Color</b>		
A02 = Black		
<b>Frame Finishes</b>		
		C = Chrome S = Silver

Notes
<ul style="list-style-type: none"> <li>Must be ordered in multiples of 2 or a carton breakage fee of \$25 applies</li> <li>Minimum order is 4 chairs</li> <li>Prices shown are per chair</li> </ul>

DIMENSIONS

Seat Size	Back Size	Seat Height 338 & 338-VAM	Seat Height 338-P	Overall Size	Weight Capacity
18.25" W x 17.75" D	19" W x 15.50" H	31.25"	30.75"	45.25" H x 21.50" W x 23.50" D	250 lbs.

SHIPPING: FOB NC (Zip Code 27540)

Model	Carton Size	Carton Cube	Carton Wt.	FedEx Dim. Wt.	LTL Class / NMFC#
338	25" x 23" x 38" (2 chairs)	12.64 cu. ft. (2 chairs)	44 lbs. (2 chairs)	LTL only	250 / 080580-03



# SEATING

## 403 Guest/Reception Chair with Arms

### 403-VAM Anti-Microbial/Anti-Bacterial Vinyl Guest/Reception Chair with Arms



403



403-VAM



### PRICING

Models	List /MSRP
403	\$266.00
403-VAM	\$283.00

Fabric Colors	VAM Colors (Vinyl)	Frame Finish	Features	Notes
801 = Gray 802 = Teal 803 = Wine 804 = Navy 805 = Black All fabrics are stain-resistant	602 = Teal 603 = Wine 604 = Charcoal 605 = Navy 606 = Black	Black	<ul style="list-style-type: none"> <li>• 2.50" thick padded back</li> <li>• 3" thick padded seat</li> <li>• Sturdy 1.50" oval steel tube frame, 17-gauge</li> <li>• Anti-microbial/anti-bacterial vinyl (VAM model only)</li> <li>• Fully upholstered back</li> <li>• Meets or exceeds ANSI/BIFMA safety standards</li> </ul>	• See page 89 for optional ganging bracket

### DIMENSIONS

Seat Size	Back Size	Seat Height	Arm Width	Arm Height from Floor	Overall Size	Weight Capacity
19.50" W x 19.25" D	19.50" W x 16.75" H	18.50"	Interior: 21" Exterior: 24.75	24.50"	33" H x 24.75" W x 26.50" D	250 lbs.

SHIPPING: FOB AZ (Zip Code 85031), KS (Zip Code 66021), NC (Zip Code 27540), PA (Zip Code 18031)

Models	Carton Size	Carton Cube	Carton Wt.	FedEx Dim. Wt.	LTL Class / NMFC#
403	30" x 24" x 12"	5.00 cu. ft.	31 lbs.	45	125 / 080580-05
403-VAM	30" x 24" x 12"	5.00 cu. ft.	31 lbs.	45	125 / 080580-05

## 404 Manor Series Guest/Reception Chair with Arms

### 404-VAM Manor Series Anti-Microbial/Anti-Bacterial Vinyl Guest/Reception Chair with Arms



404



404-VAM



### PRICING

Models	List /MSRP
404	\$230.00
404-VAM	\$246.00

Fabric Colors	VAM Colors (Vinyl)	Features	Notes
801 = Gray 802 = Teal 803 = Wine 804 = Navy 805 = Black All fabrics are stain-resistant	602 = Teal 603 = Wine 604 = Charcoal 605 = Navy 606 = Black	<ul style="list-style-type: none"> <li>• Stacks 4 high</li> <li>• Sturdy, round black steel tube frame</li> <li>• Contoured black plastic arms</li> <li>• Comfortable waterfall seat design</li> <li>• Anti-microbial/anti-bacterial vinyl (VAM model only)</li> </ul>	• See page 87 for optional casters

### DIMENSIONS

Seat Size	Back Size	Seat Height	Arm Width	Arm Height from Floor	Overall Size	Weight Capacity
19.75" W x 19.50" D	21" W x 16.50" H	18"	Interior: 21" Exterior: 24"	25.25"	33" H x 24" W x 23.50" D	250 lbs.

SHIPPING: FOB AZ (Zip Code 85031), KS (Zip Code 66021), NC (Zip Code 27540), PA (Zip Code 18031)

Models	Carton Size	Carton Cube	Carton Wt.	FedEx Dim. Wt.	LTL Class / NMFC#
404	30" x 12" x 21"	4.38 cu. ft.	22 lbs.	39	150 / 080580-04
404-VAM	30" x 12" x 21"	4.38 cu. ft.	22 lbs.	39	150 / 080580-04

## 404C Manor Series Café Height Chair with Arms

### PRICING

Model	List /MSRP
404C	\$396.00



Fabric Colors	Features	Notes
801 = Gray 802 = Teal 803 = Wine 804 = Navy 805 = Black All fabrics are stain-resistant	<ul style="list-style-type: none"> <li>• Contoured black plastic arms</li> <li>• Sturdy, round black steel tube frame</li> <li>• Comfortable waterfall seat design</li> <li>• Stain-resistant fabric</li> <li>• Built-in footrest</li> </ul>	<ul style="list-style-type: none"> <li>• Must be ordered in multiples of 2 or a carton breakage fee of \$25 applies</li> <li>• Minimum order is 4 chairs</li> <li>• Price shown is per chair</li> </ul>

### DIMENSIONS

Seat Size	Back Size	Seat Height	Arm Width	Arm Height from Floor	Overall Size	Weight Capacity
19.75" W x 19.50" D	21" W x 16.50" H	30.50"	Interior: 21" Exterior: 24.50"	37.75"	45" H x 24.50" W x 25" D	250 lbs.

SHIPPING: FOB NC (Zip Code 27540)

Model	Carton Size	Carton Cube	Carton Wt.	FedEx Dim. Wt.	LTL Class / NMFC#
404C	45" x 23" x 15" (2 chairs)	8.98 cu. ft. (2 chairs)	54 lbs. (2 chairs)	80	125 / 080580-05


**405 Guest/Reception Chair**

**405-VAM Anti-Microbial/Anti-Bacterial Vinyl Guest/Reception Chair**

**PRICING**

Models	List /MSRP
405	\$246.00
405-VAM	\$263.00



Fabric Colors	VAM Colors (Vinyl)	Frame Finish	Features	Notes
801 = Gray 802 = Teal 803 = Wine 804 = Navy 805 = Black All fabrics are stain-resistant	602 = Teal 603 = Wine 604 = Charcoal 605 = Navy 606 = Black 	Black	<ul style="list-style-type: none"> <li>• 2.50" thick padded back</li> <li>• 3" thick padded seat</li> <li>• Sturdy 1.50" oval steel tube frame, 17-gauge</li> <li>• Fully upholstered back</li> <li>• Stain-resistant fabric</li> <li>• Anti-microbial/anti-bacterial vinyl (VAM model only)</li> <li>• Sled base</li> <li>• Meets or exceeds ANSI/BIFMA safety standards</li> </ul>	<ul style="list-style-type: none"> <li>• See page 89 for optional ganging bracket</li> </ul>



**DIMENSIONS**

Seat Size	Back Size	Seat Height	Overall Size	Weight Capacity
19.50" W x 19.25" D	19.50" W x 16.75" H	18.50"	33" H x 21.75" W x 26.50" D	250 lbs.

**SHIPPING: FOB AZ (Zip Code 85031), KS (Zip Code 66021), NC (Zip Code 27540), PA (Zip Code 18031)**

Models	Carton Size	Carton Cube	Carton Wt.	FedEx Dim. Wt.	LTL Class / NMFC#
405	24" x 30" x 12"	5.00 cu. ft.	26 lbs.	45	150 / 080580-04
405-VAM	24" x 30" x 12"	5.00 cu. ft.	26 lbs.	45	150 / 080580-04

**407 Big & Tall Guest/Reception Chair with Arms**


**407-VAM Big & Tall Anti-Microbial/Anti-Bacterial Vinyl Guest/Reception Chair with Arms**

**PRICING**

Models	List /MSRP
407	\$466.00
407-VAM	\$466.00

**BIG&TALL**



Fabric Colors	VAM Colors (Vinyl)	Frame Finish	Features	Notes
801 = Gray 802 = Teal 803 = Wine 804 = Navy 805 = Black All fabrics are stain-resistant	602 = Teal 603 = Wine 604 = Charcoal 605 = Navy 606 = Black 	Black	<ul style="list-style-type: none"> <li>• 4.25" thick padded back</li> <li>• 4.75" thick padded seat</li> <li>• Padded arm covers</li> <li>• Sturdy 1.50" oval steel tube frame, 17-gauge</li> <li>• Fully upholstered back</li> <li>• Stain-resistant fabric</li> <li>• Anti-microbial/anti-bacterial vinyl (VAM model only)</li> <li>• Sled base</li> <li>• Meets or exceeds ANSI/BIFMA safety standards</li> </ul>	<ul style="list-style-type: none"> <li>• See page 89 for optional ganging bracket</li> </ul>

**DIMENSIONS**

Seat Size	Back Size	Seat Height	Arm Width	Arm Height from Floor	Overall Size	Weight Capacity
23.50" W x 21" D	23.50" W x 17.50" H	18"	Interior: 23" Exterior: 27.50"	25"	35" H x 27.50" W x 28.75" D	400 lbs.

**SHIPPING: FOB AZ (Zip Code 85031), KS (Zip Code 66021), NC (Zip Code 27540)**

Models	Carton Size	Carton Cube	Carton Wt.	FedEx Dim. Wt.	LTL Class / NMFC#
407	24" x 21" x 27"	7.88 cu. ft.	46 lbs.	71	125 / 080580-05
407-VAM	24" x 21" x 26"	7.58 cu. ft.	45 lbs.	68	125 / 080580-05



# SEATING

## 408 Manor Series Guest/Reception Chair

### 408-VAM Manor Series Anti-Microbial/Anti-Bacterial Vinyl Guest/Reception Chair



408



408-VAM

#### PRICING

Models	List /MSRP
408	\$213.00
408-VAM	\$226.00

Fabric Colors	VAM Colors (Vinyl)	Features	Notes
801 = Gray 802 = Teal 803 = Wine 804 = Navy 805 = Black All fabrics are stain-resistant	602 = Teal 603 = Wine 604 = Charcoal 605 = Navy 606 = Black	<ul style="list-style-type: none"> <li>Stacks 4 high</li> <li>Sturdy, round black steel tube frame</li> <li>Comfortable waterfall seat design</li> <li>Anti-microbial/anti-bacterial vinyl (VAM model only)</li> </ul>	<ul style="list-style-type: none"> <li>See page 87 for optional casters</li> </ul>

#### DIMENSIONS

Seat Size	Back Size	Seat Height	Overall Size	Weight Capacity
19.75" W x 19.50" D	21" W x 16.50" H	18"	33" H x 21.25" W x 23.25" D	250 lbs.

**SHIPPING: FOB KS (Zip Code 66021) or NC (Zip Code 27540), PA (Zip Code 18031)**

Models	Carton Size	Carton Cube	Carton Wt.	FedEx Dim. Wt.	LTL Class / NMFC#
408	26" x 11" x 21"	3.48 cu. ft.	20 lbs.	31	125 / 080580-05
408-VAM	26" x 11" x 20"	3.31 cu. ft.	21 lbs.	30	125 / 080580-05

## 408C Manor Series Café Height Chair



#### PRICING

Model	List /MSRP
408C	\$360.00

Fabric Colors	Features	Notes
801 = Gray 802 = Teal 803 = Wine 804 = Navy 805 = Black	<ul style="list-style-type: none"> <li>Stacks 2 high</li> <li>Sturdy, round black steel tube frame</li> <li>Comfortable waterfall seat design</li> <li>Stain-resistant fabric</li> <li>Built-in footrest</li> </ul>	<ul style="list-style-type: none"> <li>Must be ordered in multiples of 2 or a carton breakage fee of \$25 applies</li> <li>Minimum order is 4 chairs</li> <li>Price shown is per chair</li> </ul>

#### DIMENSIONS

Seat Size	Back Size	Seat Height	Overall Size	Weight Capacity
19.75" W x 19.50" D	21" W x 16.50" H	30.50"	45" H x 24.25" W x 25" D	250 lbs.

**SHIPPING: FOB NC (Zip Code 27540)**

Model	Carton Size	Carton Cube	Carton Wt.	FedEx Dim. Wt.	LTL Class / NMFC#
408C	42" x 22" x 14" (2 chairs)	7.49 cu. ft. (2 chairs)	50 lbs. (2 chairs)	67	125 / 080580-05



**409 Big & Tall Guest/Reception Chair**

**409-VAM Big & Tall Anti-Microbial/Anti-Bacterial Vinyl Guest/Reception Chair**

**PRICING**

Models	List /MSRP
409	\$433.00
409-VAM	\$433.00


**BIG&TALL**



409



409-VAM

Fabric Colors	VAM Colors (Vinyl)	Frame Finish	Features	Notes
801 = Gray 802 = Teal 803 = Wine 804 = Navy 805 = Black All fabrics are stain-resistant	602 = Teal 603 = Wine 604 = Charcoal 605 = Navy 606 = Black 	Black	<ul style="list-style-type: none"> <li>• 4.25" thick padded back</li> <li>• 4.75" thick padded seat</li> <li>• Sturdy 1.50" oval steel tube frame</li> <li>• Fully upholstered back</li> <li>• Stain-resistant fabric</li> <li>• Anti-microbial /anti-bacterial vinyl (VAM model only)</li> <li>• Sled base</li> <li>• Meets or exceeds ANSI/BIFMA safety standards</li> </ul>	<ul style="list-style-type: none"> <li>• See page 89 for optional ganging brackets</li> </ul>

**DIMENSIONS**

Seat Size	Back Size	Seat Height	Overall Size	Weight Capacity
23.50" W x 21" D	23.50" W x 17.50" H	18"	35" H x 27.50" W x 28.75" D	400 lbs.

**SHIPPING: FOB AZ (Zip Code 85031), KS (Zip Code 66021), NC (Zip Code 27540), PA (Zip Code 18031)**

Models	Carton Size	Carton Cube	Carton Wt.	FedEx Dim. Wt.	LTL Class / NMFC#
409	24" x 21" x 27"	7.88 cu. ft.	40 lbs.	71	150 / 080580-04
409-VAM	24" x 21" x 27"	7.88 cu. ft.	41 lbs.	71	150 / 080580-04



## 414 Danbelle Series Contract Reception Chair

### 414-VAM Danbelle Series Anti-Microbial/Anti-Bacterial Vinyl Contract Reception Chair



Fabric Colors	VAM Colors (Vinyl)	Frame Finishes	Features
13 = Graphite 20 = Ebony 63 = Burgundy 84 = Ocean Blue  All fabrics are stain-resistant	603 = Wine 604 = Charcoal 605 = Navy 606 = Black	Silver  Special Order: Black Chrome	<ul style="list-style-type: none"> <li>• Scratch-resistant, silver, chrome or black powder-coated paint finish on frame</li> <li>• Sturdy, steel tube frame</li> <li>• Comfortable waterfall seat design</li> </ul>

#### DIMENSIONS

Seat Size	Back Size	Seat Height	Arm Width	Arm Height from Floor	Overall Size	Weight Capacity
19.75" W x 19.50" D	21" W x 16.50" H	18.50"	Interior: 18.75" Exterior: 21.50"	27.75"	33.25" H x 22" W x 25.75" D	250 lbs.

SHIPPING: FOB KS (Zip Code 66021) or NC (Zip Code 27540)

Models	Carton Size	Carton Cube	Carton Wt.	FedEx Dim. Wt.	LTL Class / NMFC#
414	30" x 11" x 22"	4.20 cu. ft.	23 lbs.	38	150 / 080580-04
414-VAM	30" x 11" x 22"	4.20 cu. ft.	23 lbs.	38	150 / 080580-04

#### PRICING

Models	List /MSRP
414	\$246.00
414-VAM	\$263.00

## 414C Danbelle Series Café Height Contract Chair

### 414C-VAM Danbelle Series Anti-Microbial/Anti-Bacterial Vinyl Café Height Contract Chair



Fabric Colors	VAM Colors (Vinyl)	Frame Finish	Features	Notes
13 = Graphite 20 = Ebony 63 = Burgundy 84 = Ocean Blue  All fabrics are stain-resistant	603 = Wine 604 = Charcoal 605 = Navy 606 = Black	Silver	<ul style="list-style-type: none"> <li>• Scratch-resistant silver powder-coated paint finish on frame</li> <li>• Sturdy, steel tube frame</li> <li>• Comfortable waterfall seat design</li> <li>• Stain-resistant fabric</li> <li>• Anti-microbial/anti-bacterial vinyl (VAM model only)</li> <li>• Built-in footrest</li> </ul>	<ul style="list-style-type: none"> <li>• Must be ordered in multiples of 2 or a \$25 carton breakage fee applies</li> <li>• Prices shown are per chair</li> </ul>

#### DIMENSIONS

Seat Size	Back Size	Seat Height	Arm Width	Arm Height from Floor	Overall Size	Wt. Capacity
19.50" W x 18" D	21" W x 16" H	30.75"	Interior: 19" Exterior: 22"	40"	46" H x 24.50" W x 26" D	250 lbs.

SHIPPING: FOB NC (Zip Code 27540)

Models	Carton Size	Carton Cube	Carton Wt.	FedEx Dim. Wt.	LTL Class / NMFC#
414C / 414C-VAM	45" x 25" x 15" (2 chairs)	9.77 cu. ft. (2 chairs)	60 lbs. (2 chairs)	87 (2 chairs)	125 / 080580-05

#### PRICING

Models	List /MSRP
414C	\$455.00
414C-VAM	\$465.00

- 420 Uno Series Lounge Chair
- 421 Uno Series Pillow Back Seat
- 422 Uno Series Backless Seat
- 423 Uno Series Wedge Seat



**PRICING**

Models	List /MSRP
420 (Lounge Chair)	\$456.00
421 (Pillow Back Seat)	\$350.00
422 (Backless Seat)	\$310.00
423 (Wedge Seat)	\$286.00



420  
(Lounge Chair)



421  
(Pillow Back Seat)



422  
(Backless Seat)



423  
(Wedge Seat)

Back Fabric Colors	PVC-Free Polyurethane Colors	Model 420 Stocked Fabric & PVC-Free Polyurethane Color Combinations	Models 420, 422 & 423 Stocked PVC-Free Polyurethane Colors
BLJY = Blue Jay CPRR = Copper NCKL = Nickel PLUM = Plum	PU605 = Navy PU606 = Black PU607 = Taupe PU608 = Brown	Blue Jay with Navy Copper with Brown Nickel with Black Plum with Taupe  Special Order for 421: Covered in All: PU605 = Navy Covered in All: PU606 = Black Covered in All: PU607 = Taupe Covered in All: PU608 = Brown	PU605 = Navy PU606 = Black PU607 = Taupe PU608 = Brown

Features	Notes
<ul style="list-style-type: none"> <li>• 250 lb. weight capacity</li> <li>• Contemporary design</li> <li>• Flexible back for added comfort (Model 420 only)</li> <li>• Available in fabric w/PVC-free polyurethane (420 &amp; 421 only) or full PVC-free polyurethane (except model 421)</li> </ul>	<ul style="list-style-type: none"> <li>• Sturdy, round steel tube frame</li> <li>• Ganging brackets included</li> <li>• Molded fire-retardant seat foam</li> <li>• Leveling glides</li> <li>• Easy assembly</li> </ul>

**DIMENSIONS**

Models	Seat Size	Back Size	Seat Height	Overall Size	Wt. Capacity
420	20.50" W x 20.50" D	20.50" W x 13.50" H	17"	31" H x 20.50" W x 28.25" D	250 lbs.
421	20.50" W x 20.50" D	20.50" W x 6.50" H	17"	23.75" H x 20.50" W x 21.50" D	250 lbs.
422	20.50" W x 20.50" D	n/a	17"	17" H x 20.50" W x 21.50" D	250 lbs.
423	4" W x 12" W x 21.50" D	n/a	17"	17" H x 4" W x 12" W x 21.50" D	250 lbs.

**SHIPPING: FOB KS (Zip Code 66021), NC\* (Zip Code 27540 only), WA (Zip Code 98032)**

Models	Carton Size	Carton Cube	Carton Wt.	FedEx Dim. Wt.	LTL Class / NMFC#
420 Back 420 Seat & Frame	22" x 20" x 12" + 28" x 22" x 13"	3.06 cu. ft. + 4.63 cu. ft.	24 lbs. + 36 lbs.	28 + 42	100 / 080580-06 100 / 080580-06
421*	22" x 23" x 13"	3.81 cu. ft.	29 lbs.	34	100 / 080580-06
422*	23" x 22" x 7"	2.05 cu. ft.	23 lbs.	19	85 / 080580-08
423*	23" x 13" x 7"	1.21 cu. ft.	14 lbs.	11	85 / 080580-08

# SEATING

## 452 Stature Series Upholstered Executive High-Back Conference Chair

### PRICING

Models	List /MSRP
452	\$493.00
453	\$460.00

## 453 Stature Series Upholstered Executive Mid-Back Conference Chair



452



453

Fabric Colors	Features	Ergonomic Adjustments
301 = Gray Carbon 302 = Teal 303 = Burgundy 304 = Navy All fabrics are stain-resistant	<ul style="list-style-type: none"> <li>Gas lift seat height adjustment</li> <li>Fabric-padded arms</li> <li>Built-in lumbar support</li> <li>4" thick seat cushion</li> <li>27" 5-star base</li> </ul>	<ul style="list-style-type: none"> <li>Tilt, lock, swivel</li> <li>Tilt tension</li> <li>Seat height</li> </ul>

### DIMENSIONS

Seat Size	Back Size Model 452	Back Size Model 453	Seat Height	Arm Width	Arm Ht. from Floor
22.25" W x 20.50" D	22.25" W x 30.75" H	22.25" W x 28" H	19.25" - 22.75"	Interior: 21.50" Exterior: 27.75"	27.75" - 31.25"
Overall Size Model 452		Overall Size Model 453		Weight Capacity	
43.25" - 46.75" H x 28" W x 28.75" D		40.75" - 44.50" H x 28" W x 28.50" D		250 lbs.	

### SHIPPING: FOB NC (Zip Code 27540)

Models	Carton Size	Carton Cube	Carton Wt.	FedEx Dim. Wt.	LTL Class / NMFC#
452	34" x 27" x 16"	8.50 cu. ft.	50 lbs.	76	125 / 080580-05
453	30" x 27" x 16"	7.50 cu. ft.	48 lbs.	67	125 / 080580-05

## 500-L Promotional Leather High-Back Chair

### PRICING

Model	List /MSRP
500-L	\$400.00



Leather Color	Features	Ergonomic Adjustments
Black	<ul style="list-style-type: none"> <li>First-quality leather</li> <li>Durable polypropylene loop arms</li> <li>Tilt, lock, swivel seat mechanism</li> <li>Gas lift seat height adjustment</li> <li>Tilt tension control</li> <li>25" 5-star base</li> </ul>	<ul style="list-style-type: none"> <li>Tilt, lock, swivel</li> <li>Tilt tension</li> <li>Seat height</li> </ul>

### DIMENSIONS

Seat Size	Back Size	Seat Height	Arm Width	Arm Height from Floor	Overall Size	Weight Capacity
21.25" W x 20.50" D	21" W x 29" H	20.25" - 24.50"	Interior: 20" Exterior: 26"	27.50" - 32"	45" - 49.25" H x 28" W x 30.75" D	250 lbs.

### SHIPPING: FOB AZ (Zip Code 85031) or NC (Zip Code 27540)

Model	Carton Size	Carton Cube	Carton Wt.	FedEx Dim. Wt.	LTL Class / NMFC#
500-L	26" x 35" x 13"	6.84 cu. ft.	45 lbs.	61	125 / 080580-05

## 503-L Leather Guest/Reception Chair

### PRICING

Model	List /MSRP
503-L	\$343.00



Leather Color	Features	Notes
Black	<ul style="list-style-type: none"> <li>First-quality leather</li> <li>3" thick seat</li> <li>1.50" oval steel tube frame, 17-gauge</li> <li>Soft foam-padded armrests</li> <li>Sled base</li> </ul>	<ul style="list-style-type: none"> <li>See page 89 for optional ganging brackets</li> </ul>

### DIMENSIONS

Seat Size	Back Size	Seat Height	Arm Width	Arm Height from Floor	Overall Size	Weight Capacity
20" W x 19.75" D	19.50" W x 16.75" H	18.75"	Interior: 20.75" Exterior: 25"	24.75"	32.75" H x 25" W x 27" D	250 lbs.

### SHIPPING: FOB AZ (Zip Code 85031) or NC (Zip Code 27540)

Model	Carton Size	Carton Cube	Carton Wt.	FedEx Dim. Wt.	LTL Class / NMFC#
503-L	30" x 24" x 12"	5.00 cu. ft.	32 lbs.	45	125 / 080580-05

**505-L Leather Executive/Conference Chair**

**PRICING**

Model	List /MSRP
505-L	\$383.00



Leather Colors	Features
Black Navy	<ul style="list-style-type: none"> <li>• First-quality leather</li> <li>• Tilt, lock, swivel seat mechanism</li> <li>• Gas lift seat height adjustment</li> <li>• Triple-stitched upholstery</li> <li>• Durable polypropylene loop arms</li> <li>• 25" 5-star base</li> </ul>

**DIMENSIONS**

Seat Size	Back Size	Seat Height	Arm Width	Arm Height from Floor	Overall Size	Weight Capacity
21.25" W x 19.75" D	20.50" W x 21.50" H	19.75" - 24.50"	Interior: 20.25" Exterior: 25.25"	26" - 30.75"	38" - 42.75" H x 26.50" W x 30.25" D	250 lbs.

**SHIPPING: FOB AZ (Zip Code 85031) or NC (Zip Code 27540)**

Model	Carton Size	Carton Cube	Carton Wt.	FedEx Dim. Wt.	LTL Class / NMFC#
505-L	26" x 25" x 14"	5.27 cu. ft.	35 lbs.	47	125 / 080580-05

**507-LX Encore Series Leatherette High-Back Chair**  
**508-LX Encore Series Leatherette Mid-Back Chair**  
**509-LX Encore Series Leatherette Guest Chair**

**PRICING**

Models	List /MSRP
507-LX	\$273.00
508-LX	\$253.00
509-LX	\$273.00



507-LX



508-LX



509-LX

Leatherette Color	Features	Ergonomic Adjustments
Black	<ul style="list-style-type: none"> <li>• Leatherette synthetic leather contains no animal products</li> <li>• Tilt, lock, swivel seat mechanism (Models 507-LX &amp; 508-LX)</li> <li>• Gas lift seat height adjustment (Models 507-LX &amp; 508-LX)</li> <li>• Tilt tension adjustment (Models 507-LX &amp; 508-LX)</li> <li>• 27" 5-star base (Models 507-LX &amp; 508-LX)</li> <li>• Cantilever frame guest chair (Model 509-LX)</li> </ul>	<ul style="list-style-type: none"> <li>• Seat height</li> <li>• Tilt, lock, swivel</li> <li>• Tilt tension</li> </ul>

**DIMENSIONS**

Seat Size	Back Size Model 507-LX	Back Size Models 508-LX & 509-LX	Seat Height Models 507-LX & 508-LX	Seat Height 509-LX	Arm Width	Arm Height from Floor Models 507-LX & 508-LX	Arm Height from Floor Model 509-LX
21.25" W x 19.50" D	21" W x 30.50" H	20.75" W x 25.50" H	18.75" - 22.50"	20.50"	Interior: 20.50" Exterior: 25.50"	24.50" - 28.50"	26.50"
<b>Overall Size Model 507-LX</b>		<b>Overall Size Model 508-LX</b>		<b>Overall Size Model 509-LX</b>		<b>Weight Capacity</b>	
44.50" - 48.50" H x 28.75" W x 31.75" D		39.50" - 43.25" H x 26.75" W x 29" D		41.75" H x 25.50" W x 27.50" D		250 lbs.	

**SHIPPING: FOB AZ (Zip Code 85031), KS (Zip Code 66021), NC (Zip Code 27540), PA (Zip Code 18031)**

Models	Carton Size	Carton Cube	Carton Wt.	FedEx Dim. Wt.	LTL Class / NMFC#
507-LX	32" x 27" x 14"	7.00 cu. ft.	37 lbs.	63	125 / 080580-05
508-LX	27" x 28" x 14"	6.13 cu. ft.	36 lbs.	55	125 / 080580-05
509-LX	27" x 28" x 14"	6.13 cu. ft.	36 lbs.	55	125 / 080580-05

# SEATING

## 510-L Sharp Series Leather Executive High-Back Chair

## 511-L Sharp Series Leather Executive Mid-Back Chair

## 515-L Sharp Series Leather Executive Guest Chair



510-L



511-L



515-L

### PRICING

Models	List /MSRP
510-L	\$830.00
511-L	\$763.00
515-L	\$746.00

Leather Color	Features Models 510-L & 511-L	Features Model 515-L	Ergonomic Adjustments	Notes
Black	<ul style="list-style-type: none"> <li>• First-quality leather</li> <li>• Waterfall seat design</li> <li>• Knee tilt control with tilt lock</li> <li>• Gas lift seat height adjustment</li> <li>• Leather-padded and polished aluminum arms</li> <li>• Built-in lumbar support</li> <li>• 27" steel 5-star base with polished aluminum finish</li> </ul>	<ul style="list-style-type: none"> <li>• First-quality leather</li> <li>• Waterfall seat design</li> <li>• Leather-padded and polished aluminum arms</li> <li>• Built-in lumbar support</li> <li>• Steel cantilever frame with polished aluminum finish</li> </ul>	<ul style="list-style-type: none"> <li>• Knee tilt control with tilt lock</li> <li>• Seat height</li> </ul>	<ul style="list-style-type: none"> <li>• When shipped FedEx Ground, it will incur an additional FedEx shipping surcharge due to the size of the cartons</li> </ul>

### DIMENSIONS

Seat Size	Back Size Model 510-L	Back Size Models 511-L & 515-L	Seat Height Models 510-L & 511-L	Seat Height Model 515-L	Arm Width	Arm Height from Floor Models 510-L & 511-L	Arm Height from Floor Model 515-L
21.75" W x 22.75" D	22.25" W x 29" H	21.75" W x 26.50" H	20.25" - 24.50"	20.50"	Interior: 20.50" Exterior: 25.25"	27.25" - 31.50"	27.75"
Overall Size Model 510-L		Overall Size Model 511-L		Overall Size Model 515-L		Weight Capacity	
45.50" - 49.75" H x 28" W x 28.25" D		41.50" - 45.75" H x 28" W x 29.25" D		40.25" H x 25.50" W x 28.50" D		250 lbs.	

### SHIPPING: FOB AZ (Zip Code 85031) or NC (Zip Code 27540)

Models	Carton Size	Carton Cube	Carton Wt.	FedEx Dim. Wt.	LTL Class / NMFC#
510-L	35" x 25" x 23"	11.65 cu. ft.	50 lbs.	104	150 / 080580-04
511-L	30" x 25" x 22"	9.55 cu. ft.	49 lbs.	85	150 / 080580-04
515-L	31" x 25" x 22"	10.32 cu. ft.	46 lbs.	88	150 / 080580-04

## 520-L Leather Executive/Conference High-Back Chair

### PRICING

Model	List /MSRP
520-L	\$576.00



Leather Color	Features	Ergonomic Adjustments
Black	<ul style="list-style-type: none"> <li>• First-quality leather</li> <li>• Tilt, lock, swivel seat mechanism</li> <li>• Tilt tension adjustment</li> <li>• Gas lift seat height adjustment</li> <li>• Durable polypropylene loop arms</li> <li>• Waterfall seat design</li> <li>• 27" 5-star base</li> </ul>	<ul style="list-style-type: none"> <li>• Tilt, lock, swivel</li> <li>• Tilt tension</li> <li>• Seat height</li> </ul>

### DIMENSIONS

Seat Size	Back Size	Seat Height	Arm Width	Arm Height from Floor	Overall Size	Weight Capacity
20.25" W x 20" D	20.75" W x 28.75" H	18" - 21.50"	Interior: 19.75" Exterior: 24.25"	24.50" - 28.25"	41.75" - 45.25" H x 28.25" W x 33" D	250 lbs.

### SHIPPING: FOB NC (Zip Code 27540)

Model	Carton Size	Carton Cube	Carton Wt.	FedEx Dim. Wt.	LTL Class / NMFC#
520-L	32" x 26" x 14"	6.74 cu. ft.	43 lbs.	60	125 / 080580-05

- 516-LX Stimulus Series Leatherette Executive High-Back Chair
- 517-LX Stimulus Series Leatherette Executive Mid-Back Chair
- 518-LX Stimulus Series Leatherette Executive Mid-Back Guest Chair
- 521-LX Stimulus Series Leatherette Executive Mid-Back Armless Chair
- 521-LX-T-AA Stimulus Series Leatherette Executive Mid-Back Chair
- 522-LX Stimulus Series Leatherette Executive High-Back Chair

**PRICING**

Models	List /MSRP
516-LX	\$360.00
517-LX	\$343.00
518-LX	\$343.00
521-LX	\$280.00
521-LX-T-AA	\$360.00
522-LX	\$360.00



Leatherette Color	Features Models 516-LX, 517-LX, 521-LX, 521-LX-T-AA & 522-LX	Features Model 518-LX	Ergonomic Adjustments
Black	<ul style="list-style-type: none"> <li>• Soft, supple, synthetic leather stitched &amp; tufted for plush comfort</li> <li>• Leatherette-padded &amp; polished aluminum arm accent (Models 516-LX-T, 517-LX-T)</li> <li>• Gas lift seat height adjustment</li> <li>• 27" steel 5-star spider base with polished aluminum finish (Models 516-LX &amp; 517-LX only)</li> <li>• 27" nylon 5-star base (Models 521-LX, 521-LX-T-AA &amp; 522-LX only)</li> <li>• Built-in lumbar support</li> </ul>	<ul style="list-style-type: none"> <li>• Soft, supple, synthetic leather stitched &amp; tufted for plush comfort</li> <li>• Leatherette-padded &amp; polished aluminum arm accent</li> <li>• Steel cantilever frame with polished aluminum finish</li> <li>• Built-in lumbar support</li> </ul>	<ul style="list-style-type: none"> <li>• Seat height</li> <li>• Tilt tension</li> <li>• Tilt lock</li> <li>• Adjustable arms (Model 521-LX-T-AA)</li> </ul>

**DIMENSIONS: Models 516-LX, 517-LX & 518-LX**

Seat Size	Back Size Model 516-LX	Back Size Models 517-LX-T & 518-LX	Seat Height Models 516-LX-T & 517-LX	Seat Height Model 518-LX	Arm Height from Floor Models 516-LX & 517-LX	Arm Height from Floor Model 518-LX
21.75" W x 21" D	21.75" W x 30.50" H	21.25" W x 26.50" H	18.75" - 22.75"	19.75"	28.75" - 32.50"	29.75"
Interior Arm Width	Exterior Arm Width	Overall Size Model 516-LX	Overall Size Model 517-LX	Overall Size Model 518-LX	Weight Capacity	
19.25"	25.50"	44" - 48" H x 28" W x 31.75" D	40.75" - 44.75" H x 28" W x 31" D	41.75" H x 25.50" W x 27.75" D	250 lbs.	

**DIMENSIONS: Models 521-LX, 521-LX-T-AA & 522-LX**

Seat Size Models 521-LX & 521-LX-T-AA	Seat Size Model 522-LX	Back Size Models 521-LX & 521-LX-T-AA	Back Size Model 522-LX	Seat Height Models 521-LX & 521-LX-T-AA	Seat Height Model 522-LX	Arm Height from Floor Model 521-LX-T-AA	Arm Height from Floor Model 522-LX
20.50" W x 19.25" D	21" W x 20" D	20.75" W x 24.50" H	20.50" W x 30.50" H	18.75" - 22.50"	17.75" - 21.75"	24.25" - 30.75"	27.75" - 31.50"
Arm Width 521-LX-T-AA	Arm Width 522-LX	Overall Size Model 521-LX	Overall Size Model 521-LX-T-AA	Overall Size Model 522-LX	Weight Capacity		
Interior: 18.25" Exterior: 24.25"	Interior: 19.75" Exterior: 25.75"	38.75" - 42.50" H x 28.25" W x 29.25" D	38.75" - 42.50" H x 28.25" W x 29.25" D	42.75" - 46.50" H x 28.25" W x 31" D	250 lbs.		

**SHIPPING: FOB AZ (Zip Code 85031), KS (Zip Code 66021), NC (Zip Code 27540), PA (Zip Code 18031)**

Models	Carton Size	Carton Cube	Carton Wt.	FedEx Dim. Wt.	LTL Class / NMFC#
516-LX	27" x 35" x 13"	7.11 cu. ft.	40 lbs.	64	150 / 080580-04
517-LX	31" x 27" x 13"	6.30 cu. ft.	39 lbs.	56	125 / 080580-05
518-LX	29" x 23" x 17"	6.56 cu. ft.	37 lbs.	59	125 / 080580-05
521-LX	30" x 26" x 14"	6.32 cu. ft.	35 lbs.	57	150 / 080580-04
521-LX-T-AA (2 cartons)	30" x 26" x 14" (chair) + 13" x 10" x 6" (arms)	6.32 cu. ft. + 0.45 cu. ft.	35 lbs. + 7 lbs.	57 + 4	150 / 080580-04 85 / 082870-02
522-LX	33" x 27" x 14"	7.22 cu. ft.	41 lbs.	65	125 / 080580-05

# SEATING

## 550 "MobileArm" Executive/Conference Chair

### 550-L "MobileArm" Leather Executive/Conference Chair



550



550-L

#### PRICING

Models	List /MSRP
550	\$516.00
550-L	\$723.00

Fabric Colors	Leather Colors	Features	Ergonomic Adjustments
301-Gray Carbon 302-Teal 303-Burgundy 304-Navy All fabrics are stain-resistant	Black* Navy  * Only Black also ships from KS*	<ul style="list-style-type: none"> <li>• "MobileArm" feature allows arms to be raised for easy access</li> <li>• First-quality leather on Model 550-L</li> <li>• Tilt, lock, swivel mechanism</li> <li>• Gas lift seat height adjustment</li> <li>• 27" 5-star base</li> </ul>	<ul style="list-style-type: none"> <li>• Tilt, lock, swivel</li> <li>• Tilt tension</li> <li>• Seat height</li> </ul>

#### DIMENSIONS

Seat Size	Back Size	Seat Height	Arm Width	Arm Height from Floor	Overall Size	Weight Capacity
22.75" W x 20.75" D	21.75" W x 31" H	19" - 22.50"	Interior: 21.50" Exterior: 27.25"	27.25" - 31.50"	45" - 48.50" H x 28.75" W x 30.50" D	250 lbs.

#### SHIPPING: FOB KS\* (Zip Code 66021) or NC (Zip Code 27540)

Models	Carton Size	Carton Cube	Carton Wt.	FedEx Dim. Wt.	LTL Class / NMFC#
550	34" x 28" x 14"	7.71 cu. ft.	50 lbs.	69	125 / 080580-05
550-L	34" x 28" x 15"	8.26 cu. ft.	52 lbs.	74	125 / 080580-05

## 560-L Apex Series Leather Executive High-Back Chair

### 561-L Apex Series Leather Executive Mid-Back Chair

### 565-L Apex Series Leather Executive Mid-Back Guest Chair



560-L



561-L



565-L

#### PRICING

Models	List /MSRP
560-L	\$990.00
561-L	\$946.00
565-L	\$833.00

Leather Color	Wood Accents	Features Models 560-L & 561-L	Features Model 565-L	Ergonomic Adjustments
Black	Cherry Mahogany	<ul style="list-style-type: none"> <li>• First-quality leather</li> <li>• Solid wood accents on arms and base</li> <li>• Dual curved backrest, waterfall seat design</li> <li>• Pillow headrest</li> <li>• Knee tilt control with tilt lock</li> <li>• Tilt tension adjustment</li> <li>• Gas lift seat height adjustment</li> <li>• 29" steel 5-star base with wood accents</li> </ul>	<ul style="list-style-type: none"> <li>• First-quality leather</li> <li>• Solid wood accents on arms</li> <li>• Dual curved backrest, waterfall seat design</li> <li>• Pillow headrest</li> </ul>	<ul style="list-style-type: none"> <li>• Tilt, lock, swivel</li> <li>• Tilt tension</li> <li>• Seat height</li> </ul>

#### DIMENSIONS

Models	Seat Size	Back Size	Seat Height	Arm Width	Arm Height from Floor	Overall Size	Weight Capacity
560-L	20.75" W x 20" D	20.50" W x 31" H	19.25" - 22.25"	Interior: 20" Exterior: 25"	27" - 30"	44.50" - 47.50" H x 29" W x 31" D	250 lbs.
561-L	20.75" W x 20" D	20.50" W x 26" H	19.25" - 21.75"	Interior: 20.75" Exterior: 25"	26.75" - 29.25"	38.75" - 41.25" H x 29" W x 31" D	250 lbs.
565-L	20.50" W x 20" D	20.50" W x 26" H	18.50"	Interior: 19.25" Exterior: 25.25"	26.25"	39.50" H x 25.25" W x 26.75" D	250 lbs.

#### SHIPPING: FOB AZ (Zip Code 85031) or NC (Zip Code 27540)

Models	Carton Size	Carton Cube	Carton Wt.	FedEx Dim. Wt.	LTL Class / NMFC#
560-L	34" x 28" x 14"	7.71 cu. ft.	58 lbs.	69	100 / 080580-06
561-L	30" x 29" x 15"	7.55 cu. ft.	58 lbs.	67	100 / 080580-06
565-L	30" x 23" x 16"	6.39 cu. ft.	46 lbs.	57	125 / 080580-05



580 Parker Ridge Series Executive Mesh Chair with Headrest

581 Parker Ridge Series Executive Mesh Chair

PRICING

Models	List /MSRP
580	\$646.00
581	\$576.00

**ComfySeat™ Molded foam soft seat for complete comfort.**



580

Mesh Back Color	Features Model 580	Features Model 581	Ergonomic Adjustments
Black	<ul style="list-style-type: none"> <li>Built-in headrest with height and angle adjustment</li> <li>3" thick upholstered seat</li> <li>Breathable mesh back</li> <li>Built-in lumbar support</li> <li>Tilt, lock swivel mechanism</li> </ul>	<ul style="list-style-type: none"> <li>3" thick upholstered seat</li> <li>Breathable mesh back</li> <li>Built-in lumbar support</li> <li>Tilt, lock swivel mechanism</li> <li>Molded fire-retardant seat foam</li> <li>Ratchet back height adjustment</li> <li>Tilt tension</li> <li>Arm height</li> <li>Adjustable arm width</li> <li>Gas lift seat height adjustment</li> <li>27" 5-star spider base</li> </ul>	<ul style="list-style-type: none"> <li>Seat height</li> <li>Arm height</li> <li>Arm width</li> <li>Back height</li> <li>Tilt</li> <li>Built-in headrest with height and angle adjustment (Model 580 only)</li> </ul>
Fabric Seat Color			
Black	<ul style="list-style-type: none"> <li>Molded fire-retardant seat foam</li> <li>Ratchet back height adjustment</li> <li>Tilt tension</li> <li>Arm height</li> <li>Adjustable arm width</li> <li>Gas lift seat height adjustment</li> <li>27" 5-star spider base</li> </ul>		



581

DIMENSIONS

Seat Size	Back Size Model 580	Back Size Model 581	Seat Height	Arm Width	Arm Height from Floor
20.75" W x 20.25" D	19.50" W x 28" H	19.50" W x 19.50" H	18.50" - 21"	Interior: 20.50" Exterior: 26.50"	25.25" - 31.50"
Overall Size Model 580		Overall Size Model 581		Weight Capacity	
43.75" - 50.50" H x 29.25" W x 31.25" D		35.75" - 41" H x 29.25" W x 29.25" D		250 lbs.	

SHIPPING: FOB AZ (Zip Code 85031) or NC (Zip Code 27540)

Models	Carton Size	Carton Cube	Carton Wt.	FedEx Dim. Wt.	LTL Class / NMFC#
580 (2 cartons)	26" x 14" x 27" (chair) + 12" x 12" x 5" (headrest)	5.69 cu. ft. + 0.42 cu. ft.	43 lbs. + 2 lbs.	51 + 4	125 / 080580-05 125 / 080640-03
581	26" x 14" x 27"	5.69 cu. ft.	43 lbs.	51	125 / 080580-05

590-F Talisto Series Executive High-Back Fabric & Mesh Chair

590-L Talisto Series Executive High-Back Leather & Mesh Chair

PRICING

Models	List /MSRP
590-F	\$756.00
590-L	\$873.00



590-F

Mesh Back Color	Fabric Seat Color	Leather Seat Color	Features	Ergonomic Adjustments
Black Mesh is stain-resistant	590F-Black Fabric is stain-resistant	590L-Black	<ul style="list-style-type: none"> <li>Contemporary deluxe high-back design</li> <li>Breathable mesh back with mesh headrest</li> <li>Fire-retardant seat foam</li> <li>Adjustable lumbar support function</li> <li>Synchronized seat mechanism</li> <li>Soft-pad adjustable height arms</li> <li>27" 5-star black steel spider base</li> </ul>	<ul style="list-style-type: none"> <li>Synchronized seat</li> <li>Arm height</li> <li>Lumbar support</li> </ul>

DIMENSIONS

Seat Size	Back Size	Seat Height	Arm Width	Arm Height from Floor	Overall Size	Weight Capacity
20" W x 19.25" D	19.50" W x 30.50" H	18.50" - 21.50"	Interior: 18.50" Exterior: 26.75"	26.25" - 31.50"	49.50" - 52.50" H x 28.50" W x 28.50" D	250 lbs.

SHIPPING: FOB AZ (Zip Code 85031) or NC (Zip Code 27540)

Models	Carton Size	Carton Cube	Carton Wt.	FedEx Dim. Wt.	LTL Class / NMFC#
590-F	37" x 26" x 15"	8.35 cu. ft.	46 lbs.	74	150 / 080580-04
590-L	37" x 26" x 14"	7.79 cu. ft.	46 lbs.	70	125 / 080580-05

# SEATING

## 591-F Talisto Series Executive Mid-Back Fabric & Mesh Chair 591-L Talisto Series Executive Mid-Back Leather & Mesh Chair

### PRICING

Models	List /MSRP
591-F	\$723.00
591-L	\$800.00



591-L

Mesh Back Color	Fabric Seat Color	Leather Seat Color	Features	Ergonomic Adjustments
Black Mesh is stain-resistant	590F-Black Fabric is stain-resistant	590L-Black	<ul style="list-style-type: none"> <li>Contemporary deluxe mid-back design</li> <li>Breathable mesh back</li> <li>Fire-retardant seat foam</li> <li>Adjustable lumbar support function</li> <li>Synchronized seat mechanism</li> <li>Soft-pad adjustable height arms</li> <li>27" 5-star black steel spider base</li> </ul>	<ul style="list-style-type: none"> <li>Synchronized seat</li> <li>Arm height</li> <li>Lumbar support</li> </ul>

### DIMENSIONS

Seat Size	Back Size	Seat Height	Arm Width	Arm Height from Floor	Overall Size	Weight Capacity
20" W x 19.25" D	19.50" W x 23.50" H	18.50" - 21.50"	Interior: 18.50" Exterior: 26.75"	26.25" - 31.50"	42.25" - 45.25" H x 28.50" W x 28.50" D	250 lbs.

### SHIPPING: FOB AZ (Zip Code 85031) or NC (Zip Code 27540)

Models	Carton Size	Carton Cube	Carton Wt.	FedEx Dim. Wt.	LTL Class / NMFC#
591-F	31" x 26" x 14"	6.53 cu. ft.	44 lbs.	59	125 / 080580-05
591-L	31" x 26" x 15"	7.00 cu. ft.	45 lbs.	63	125 / 080580-05

## 595-F Talisto Series Executive Mid-Back Fabric & Mesh Guest Chair 595-L Talisto Series Executive Mid-Back Leather & Mesh Guest Chair

### PRICING

Models	List /MSRP
595-F	\$686.00
595-L	\$756.00



595-F

Mesh Back Color	Fabric Seat Color	Leather Seat Color	Features	Ergonomic Adjustments
Black Mesh is stain-resistant	590F-Black Fabric is stain-resistant	590L-Black	<ul style="list-style-type: none"> <li>Contemporary deluxe mid-back design</li> <li>Breathable mesh back</li> <li>Fire-retardant seat foam</li> <li>Adjustable lumbar support function</li> <li>Soft-pad adjustable height arms</li> <li>Steel cantilever sled base with black powder-coat finish</li> </ul>	<ul style="list-style-type: none"> <li>Arm height</li> <li>Lumbar support</li> </ul>

### DIMENSIONS

Seat Size	Back Size	Seat Height	Arm Width	Arm Height from Floor	Overall Size	Weight Capacity
20.50" W x 19.75" D	19.50" W x 23.50" H	19"	Interior: 19.75" Exterior: 27.75"	26.25" - 28.75"	42.25" H x 27.75" W x 27.75" D	250 lbs.

### SHIPPING: FOB AZ (Zip Code 85031) or NC (Zip Code 27540)

Models	Carton Size	Carton Cube	Carton Wt.	FedEx Dim. Wt.	LTL Class / NMFC#
595-F	33" x 21" x 21"	8.42 cu. ft.	39 lbs.	75	150 / 080580-04
595-L	33" x 21" x 21"	8.42 cu. ft.	41 lbs.	75	150 / 080580-04

611 Ergonomic Manager's Chair



PRICING

Model	List /MSRP
611	\$383.00

Fabric Colors	Features	Ergonomic Adjustments
13 = Graphite 20 = Ebony 43 = Teal 63 = Burgundy 84 = Ocean Blue All fabrics are stain-resistant	<ul style="list-style-type: none"> <li>Ratchet back height adjustment</li> <li>Contoured, molded foam in seat and back</li> <li>Soft-pad adjustable height arms</li> <li>Tilt, lock, swivel mechanism</li> <li>Tilt tension control</li> <li>Gas lift seat height adjustment</li> <li>25" 5-star base</li> </ul>	<ul style="list-style-type: none"> <li>Back height</li> <li>Arm height</li> <li>Tilt, lock, swivel</li> <li>Tilt tension</li> <li>Seat height</li> </ul>

DIMENSIONS

Seat Size	Back Size	Seat Height	Arm Width	Arm Height from Floor	Overall Size	Weight Capacity
20.25" W x 20" D	18.75" W x 22.75" H	18.50" - 23"	Interior: 21" Exterior: 27"	26.25" - 34.50"	37.25" - 44" H x 27" W x 28.25" D	250 lbs.

SHIPPING: FOB AZ (Zip Code 85031) or NC (Zip Code 27540)

Model	Carton Size	Carton Cube	Carton Wt.	FedEx Dim. Wt.	LTL Class / NMFC#
611	27" x 15" x 24"	5.63 cu. ft.	44 lbs.	51	100 / 080580-06

640 Posture Series Task Chair



PRICING

Model	List /MSRP
640	\$533.00

Fabric Colors	Features	Ergonomic Adjustments
236 = Black 237 = Navy 238 = Wine 239 = Gray 240 = Teal All fabrics are stain-resistant	<ul style="list-style-type: none"> <li>High-density foam seat and back</li> <li>Tilt, lock, swivel mechanism</li> <li>Gas lift seat height adjustment</li> <li>7-position adjustable height arms</li> <li>Black plastic molded seat pan and backrest</li> <li>27" 5-star base</li> </ul>	<ul style="list-style-type: none"> <li>Tilt, lock, swivel</li> <li>Seat height /pitch</li> <li>Arm height</li> </ul>

DIMENSIONS

Seat Size	Back Size	Seat Height	Arm Width	Arm Height from Floor	Overall Size	Weight Capacity
20.75" W x 17.75" D	20" W x 26" H	17.75" - 22"	Interior: 20" Exterior: 26.25"	24.75" - 31.75"	38.50" - 42.75" H x 29" W x 30.75" D	250 lbs.

SHIPPING: FOB AZ (Zip Code 85031) or NC (Zip Code 27540)

Model	Carton Size	Carton Cube	Carton Wt.	FedEx Dim. Wt.	LTL Class / NMFC#
640	27" x 27" x 16"	6.75 cu. ft.	45 lbs.	61	125 / 080580-05

650 "AirFlo" Series Executive Task Chair



PRICING

Model	List /MSRP
650	\$353.00

Back Cushion Fabric Colors	Features	Ergonomic Adjustments
M10 = Blue M11 = Black M12 = Gray* M13 = Burgundy All fabrics are stain-resistant * Only Gray also ships from AZ*	<ul style="list-style-type: none"> <li>Knee tilt, lock, swivel mechanism</li> <li>Adjustable lumbar support /back cushion</li> <li>4-position adjustable height arms</li> <li>Gas lift seat height adjustment</li> <li>3" thick padded fabric seat</li> <li>Durable polypropylene backrest</li> <li>25" steel 5-star base</li> </ul>	<ul style="list-style-type: none"> <li>Knee tilt, lock, swivel</li> <li>Lumbar support /back cushion</li> <li>Arm height</li> <li>Seat height</li> <li>Tilt tension</li> </ul>

DIMENSIONS

Seat Size	Back Size	Seat Height	Arm Width	Arm Height from Floor	Overall Size	Weight Capacity
19.25" W x 20.75" D	16.75" W x 21.75" H	18.75" - 22.25"	Interior: 19.75" Exterior: 26.50"	25.75" - 32.75"	39" - 42.50" H x 28.75" W x 28.75" D	250 lbs.

SHIPPING: FOB AZ\* (Zip Code 85031) or NC (Zip Code 27540)

Model	Carton Size	Carton Cube	Carton Wt.	FedEx Dim. Wt.	LTL Class / NMFC#
650	27" x 27" x 14"	5.91 cu. ft.	40 lbs.	53	125 / 080580-05

## 651 "AirFlo" Series Executive Task Chair with Silver Accents

### PRICING

Model	List /MSRP
651	\$408.00



Back Cushion Fabric Colors	Features	Ergonomic Adjustments
M10 = Blue M11 = Black M12 = Gray M13 = Burgundy All fabrics are stain-resistant	<ul style="list-style-type: none"> <li>• Knee tilt, lock, swivel mechanism</li> <li>• Adjustable lumbar support /back cushion</li> <li>• 4-position adjustable height arms</li> <li>• Gas lift seat height adjustment</li> <li>• 3" thick padded fabric seat</li> <li>• Durable polypropylene backrest</li> <li>• 25" steel 5-star base with silver powder-coat finish</li> </ul>	<ul style="list-style-type: none"> <li>• Knee tilt, lock, swivel</li> <li>• Lumbar support /back cushion</li> <li>• Arm height</li> <li>• Seat height</li> <li>• Tilt tension</li> </ul>

### DIMENSIONS

Seat Size	Back Size	Seat Height	Arm Width	Arm Height from Floor	Overall Size	Weight Capacity
19.25" W x 20.75" D	16.75" W x 21.75" H	21.25" - 24.50"	Interior: 19.50" Exterior: 26.25"	27.75" - 34.50"	39.75" - 43" H x 27" W x 28.50" D	250 lbs.

### SHIPPING: FOB NC (Zip Code 27540)

Model	Carton Size	Carton Cube	Carton Wt.	FedEx Dim. Wt.	LTL Class / NMFC#
651	27" x 27" x 14"	5.91 cu. ft.	40 lbs.	53	125 / 080580-05

## 654 Vision Series Executive Task Chair

## 655 Vision Series Executive Guest Chair

### PRICING

Models	List /MSRP
654	\$613.00
655	\$503.00
654COVER (Additional Slipcovers)	\$73.00



654

Mesh Fabric Slipcover Colors	Seat Fabric Color	Features	Ergonomic Adjustments
2701 = Black 2702 = Charcoal 2703 = Royal Blue 2705 = Light Gray 2706 = Wine 2707 = Celery 2708 = Tangerine 2709 = Pink 2710 = Powder Blue 2711 = Buttercup Yellow	Black Fabric is stain-resistant	<ul style="list-style-type: none"> <li>• 7-position adjustable arms</li> <li>• Gas lift seat height adjustment</li> <li>• Removable/washable mesh slipcover</li> <li>• 27" 5-star base with casters (Model 654)</li> <li>• 27" 5-star base with floor glides (Model 655)</li> <li>• Ratchet back height adjustability</li> <li>• Seat slider for additional comfort</li> </ul>	<ul style="list-style-type: none"> <li>• Ratchet back height adjustability</li> <li>• Seat height (654 only)</li> <li>• Seat depth adjustability</li> <li>• Arm height</li> <li>• Adjustable lumbar support</li> <li>• Additional slipcovers sold separately</li> </ul>

### DIMENSIONS

Seat Size	Back Size	Seat Height Model 654	Seat Height Model 655	Arm Width	Arm Height from Floor Model 654	Arm Height from Floor Model 655
19.50" W x 19" D	19.50" W x 27.75" H	20" - 23.50"	18.50"	Interior: 18.25" Exterior: 25"	26.75" - 33"	24.75" - 27.50"
Overall Size Model 654			Overall Size Model 655			Weight Capacity
37.50" - 43.25" H x 26.25" W x 26.25" D			37.75" - 40.25" H x 25.50" W x 26.25" D			250 lbs.

### SHIPPING: FOB NC (Zip Code 27540)

Models	Carton Size	Carton Cube	Carton Wt.	FedEx Dim. Wt.	LTL Class / NMFC#
654	29" x 16" x 23"	6.18 cu. ft.	45 lbs.	55	125 / 080580-05
655	29" x 16" x 24"	6.44 cu. ft.	33 lbs.	58	150 / 080580-04



655

**660 Value Series Executive Low-Back Task Chair**  
**670 Value Series Executive High-Back Task Chair**

**PRICING**

Models	List /MSRP
660	\$336.00
670	\$416.00



660



670

Fabric Colors	Features	Ergonomic Adjustments
801 = Gray 802 = Teal 803 = Wine 804 = Navy 805 = Black All fabrics are stain-resistant	<ul style="list-style-type: none"> <li>Tilt, lock, swivel mechanism</li> <li>Tilt tension control</li> <li>Gas lift seat height adjustment</li> <li>Fully upholstered back</li> <li>Fabric-padded steel tube arms</li> <li>25" 5-star polyurethane base (Model 660)</li> <li>27" 5-star polyurethane base (Model 670)</li> </ul>	<ul style="list-style-type: none"> <li>Tilt, lock, swivel</li> <li>Tilt tension</li> <li>Seat height</li> </ul>

**DIMENSIONS**

Seat Size Model 660	Seat Size Model 670	Back Size Model 660	Back Size Model 670	Seat Height Model 660	Seat Height Model 670	Arm Width	Arm Height from Floor 660	Arm Height from Floor 670
20.75" W x 19" D	21.50" W x 19.25" D	20.50" W x 19.50" H	20.75" W x 28.25" H	18.50" - 22"	18" - 21.75"	Interior: 19.50" Exterior: 25.75"	26.25" - 29.75"	25.75" - 29.50"
<b>Overall Size Model 660</b>				<b>Overall Size Model 670</b>				<b>Weight Capacity</b>
36" - 39.75" H x 26.75" W x 27.50" D				42.50" - 46" H x 28.75" W x 32" D				250 lbs.

**SHIPPING: FOB AZ (Zip Code 85031) or NC (Zip Code 27540)**

Models	Carton Size	Carton Cube	Carton Wt.	FedEx Dim. Wt.	LTL Class / NMFC#
660	25" x 26" x 14"	5.23 cu. ft.	35 lbs.	47	125 / 080580-05
670	32" x 27" x 14"	7.00 cu. ft.	48 lbs.	62	125 / 080580-05

**680 Barrister Executive Recliner**

**PRICING**

Model	List /MSRP
680	\$756.00



**DIMENSIONS**

Seat Size	Back Size	Seat Height	Arm Width	Vinyl Colors	Features
23" W x 19.50" D	21.50" W x 30.75" H	19.75" - 23.25"	Interior: 20.50" Exterior: 26.75"	701 = Black 703 = Burgundy	<ul style="list-style-type: none"> <li>Sturdy 1.25" steel frame</li> <li>Manual pull-out foot rest</li> <li>Gas lift seat height adjustment</li> <li>5 reclining positions, up to 45 degrees</li> <li>Fully vinyl covered back</li> <li>Optional glides available (see pg. 89)</li> <li>27" 5-star base</li> </ul>
<b>Arm Height from Floor</b>		<b>Overall Size</b>		<b>Weight Capacity</b>	
23.25" - 26.75"		43.25" - 46.75" H x 28.75" W x 29.75" D		250 lbs.	

**SHIPPING: FOB AZ (Zip Code 85031) or NC (Zip Code 27540)**

Model	Carton Size	Carton Cube	Carton Wt.	FedEx Dim. Wt.	LTL Class / NMFC#
680	27" x 18" x 31"	8.72 cu. ft.	53 lbs.	78	125 / 080580-05

**700 Big & Tall Task Chair**  
**700-AA6 Big & Tall Task Chair with Arms**

**PRICING**

Models	List /MSRP
700	\$723.00
700-AA6	\$833.00

**BIG&TALL**



700



700-AA6

Fabric Colors	Features	Ergonomic Adjustments	Notes
236 = Black 237 = Navy 238 = Wine 239 = Gray All fabrics are stain-resistant	<ul style="list-style-type: none"> <li>400 lbs. weight capacity</li> <li>Back height adjustment</li> <li>Gas lift seat height adjustment</li> <li>High-density 5.50" thick foam seat</li> <li>3/4" plywood seat frame</li> <li>Heavy-duty arm kit (Model 700-AA6)</li> <li>7-position adjustable arms (Model 700-AA6)</li> <li>27" black steel 5-star spider base</li> </ul>	<ul style="list-style-type: none"> <li>Back height</li> <li>Back pitch</li> <li>Seat height</li> <li>Arm height (Model 700-AA6 only)</li> </ul>	<ul style="list-style-type: none"> <li>These chairs do not tilt</li> <li>Heavy-duty casters</li> </ul>

**DIMENSIONS**

Seat Size	Back Size	Seat Height	Arm Width	Arm Height from Floor	Overall Size	Weight Capacity
23.75" W x 23.75" D	22.25" W x 24.25" H	19.25" - 22"	Interior: 21.50" Exterior: 29"	25.25" - 31.25"	40" - 43" H x 29" W x 32" D	400 lbs.

**SHIPPING: FOB AZ (Zip Code 85031) or NC (Zip Code 27540)**

Models	Carton Size	Carton Cube	Carton Wt.	FedEx Dim. Wt.	LTL Class / NMFC#
700	28" x 35" x 20" (chair)	11.34 cu. ft.	57 lbs.	101	150 / 080580-04
700-AA6 (2 cartons)	28" x 35" x 20" (chair) + 14" x 10" x 9" (arms)	11.34 cu. ft. + 0.73 cu. ft.	57 lbs. + 8 lbs.	101 + 7	150 / 080580-04 85 / 082870-02

# SEATING

## 710 Big & Tall Executive High-Back Chair

## 711 Big & Tall Executive Mid-Back Chair



710



711

### BIG&TALL

Fabric Colors	Features	Ergonomic Adjustments
301 = Gray Carbon 302 = Teal 303 = Burgundy 304 = Navy All fabrics are stain-resistant	<ul style="list-style-type: none"> <li>• 400 lbs. weight capacity</li> <li>• Knee tilt, lock, swivel control mechanism</li> <li>• Gas lift seat height adjustment</li> <li>• 6" thick seat cushion</li> <li>• Fabric back and padded armrests</li> <li>• 27" nylon 5-star base</li> </ul>	<ul style="list-style-type: none"> <li>• Lock, tilt, swivel</li> <li>• Seat height</li> </ul>

#### DIMENSIONS

Models	Seat Size	Back Size	Seat Height	Arm Width	Arm Height from Floor	Overall Size	Weight Capacity
710	23.25" W x 21.75" D	23" W x 31.75" H	19" - 21.50"	Interior: 21.25" Exterior: 27.75"	24" - 26.75"	42" - 44.75" H x 29" W x 31" D	400 lbs.
711	24.50" W x 21" D	23.50" W x 28" H	18.75" - 22"	Interior: 23.50" Exterior: 29.75"	25.50" - 28.75"	40" - 43.25" H x 29" W x 31.25" D	400 lbs.

#### SHIPPING: FOB NC (Zip Code 27540)

Models	Carton Size	Carton Cube	Carton Wt.	FedEx Dim. Wt.	LTL Class / NMFC#
710	34" x 27" x 18"	9.56 cu. ft.	60 lbs.	86	125 / 080580-05
711	31" x 27" x 19"	9.20 cu. ft.	60 lbs.	82	125 / 080580-05

#### PRICING

Models	List /MSRP
710	\$873.00
711	\$800.00

## 800-L Big & Tall Leather Chair



### BIG&TALL

Leather Color	Features	Ergonomic Adjustments
Black	<ul style="list-style-type: none"> <li>• 400 lbs. weight capacity</li> <li>• First-quality leather</li> <li>• Heavy-duty carpet casters</li> <li>• High-density 5.50" thick seat foam on 3/4" plywood seat frame</li> <li>• Tilt, lock, swivel control mechanism</li> <li>• Durable, painted steel &amp; leather-padded arms</li> <li>• Gas lift seat height adjustment</li> <li>• 27" black steel 5-star spider base</li> </ul>	<ul style="list-style-type: none"> <li>• Tilt, lock, swivel</li> <li>• Seat height</li> </ul>

#### DIMENSIONS

Seat Size	Back Size	Seat Height	Arm Width	Arm Height from Floor	Overall Size	Weight Capacity
21.50" W x 22.25" D	23" W x 28" H	19.50"- 23.25"	Interior: 21" Exterior: 26.75"	27.25" - 30.50"	42.75" - 46.50" H x 28.75" W x 33.75" D	400 lbs.

#### SHIPPING: FOB AZ (Zip Code 85031) or NC (Zip Code 27540)

Model	Carton Size	Carton Cube	Carton Wt.	FedEx Dim. Wt.	LTL Class / NMFC#
800-L	33" x 30" x 19"	10.89 cu. ft.	60 lbs.	97	150 / 080580-04

#### PRICING

Model	List /MSRP
800-L	\$946.00

**810-LX Avenger Series Big & Tall Executive High-Back Chair**

**PRICING**

Model	List /MSRP
810-LX	\$1,119.00



**BIG&TALL**



Bonded Leather Color	Features	Ergonomic Adjustments
<b>BLACK = Black</b> <b>BRN = Brown</b>	<ul style="list-style-type: none"> <li>• 500 lbs. weight capacity</li> <li>• Soft, supple, bonded leather stitched &amp; tufted for plush comfort</li> <li>• Gas lift seat height adjustment</li> <li>• 5" thick extra-wide padded seat</li> <li>• 3/4" thick bonded leather-padded arms with chrome accent</li> <li>• Greenguard® Certified for Children &amp; Schools</li> <li>• 28" 5-star base with chrome finish</li> </ul>	<ul style="list-style-type: none"> <li>• Seat height</li> <li>• Built-in lumbar support</li> </ul>

**DIMENSIONS**

Seat Size	Back Size	Seat Height	Arm Width	Arm Height from Floor	Overall Size	Weight Capacity
23.75" W x 21.50" D	23.75" W x 28.50" H	19" - 23.50"	Interior: 23.75" Exterior: 30"	27.25" - 31.75"	44.50" H - 49" H x 30" W x 32" D	500 lbs.

**SHIPPING: FOB AZ (Zip Code 85031), KS (Zip Code 66021), NC (Zip Code 27540), PA (Zip Code 18031)**

Model	Carton Size	Carton Cube	Carton Wt.	FedEx Dim. Wt.	LTL Class / NMFC#
810-LX	36" x 16" x 27"	9.00 cu. ft.	70 lbs.	81	125 / 080580-05

**811-LX Avenger Series Big & Tall Executive Mid-Back Chair**

**PRICING**

Model	List /MSRP
811-LX	\$986.00



**BIG&TALL**



Leatherette Colors	Features	Ergonomic Adjustments
<b>BLK = Black</b> <b>CRM = Cream</b>	<ul style="list-style-type: none"> <li>• 500 lbs. weight capacity</li> <li>• Soft, supple, synthetic leather stitched &amp; tufted for plush comfort</li> <li>• Gas lift seat height adjustment</li> <li>• 5" thick extra-wide padded seat</li> <li>• 3/4" thick leatherette-padded arms with chrome accent</li> <li>• Greenguard® Certified for Children &amp; Schools</li> <li>• 28" 5-star base with chrome finish</li> </ul>	<ul style="list-style-type: none"> <li>• Seat height</li> <li>• Built-in lumbar support</li> </ul>

**DIMENSIONS**

Seat Size	Back Size	Seat Height	Arm Width	Arm Height from Floor	Overall Size	Weight Capacity
23.50" W x 21.25" D	23.50" W x 25" H	17.50" - 21.75"	Interior: 23.25" Exterior: 28.50"	27.50" - 31.75"	40.50" H - 44.50" H x 28.50" W x 30.50" D	500 lbs.

**SHIPPING: FOB AZ (Zip Code 85031), KS (Zip Code 66021), NC (Zip Code 27540)**

Model	Carton Size	Carton Cube	Carton Wt.	FedEx Dim. Wt.	LTL Class / NMFC#
811-LX	32" x 15" x 27"	7.50 cu. ft.	66 lbs.	67	125 / 080580-04

**812-LX Avenger Series Big & Tall Executive High-Back Chair**

**PRICING**

Model	List /MSRP
812-LX	\$866.00



**BIG&TALL**



Bonded Leather	Base & Arms	Features
<b>BRN = Brown</b>	<b>Champagne Finish</b>	<ul style="list-style-type: none"> <li>• 400 lbs. weight capacity</li> <li>• Bonded leather seat, back and arm rests</li> <li>• Gas lift seat height adjustment</li> <li>• GreenGuard® Certified for Children &amp; Schools</li> <li>• No tools mechanism assembly</li> <li>• 28" 5-star base</li> </ul>

**DIMENSIONS**

Seat Size	Back Size	Seat Height	Arm Width	Arm Height from Floor	Overall Size	Weight Capacity
24" W x 22.50" D	24" W x 29" H	19" - 23"	Interior: 23.25" Exterior: 30"	27" - 31"	45" - 49" H x 30" W x 32.50" D	400 lbs.

**SHIPPING: FOB AZ (Zip Code 85031), KS (Zip Code 66021), NC (Zip Code 27540)**

Model	Carton Size	Carton Cube	Carton Wt.	FedEx Dim. Wt.	LTL Class / NMFC#
812-LX	28" x 16" x 32"	8.30 cu. ft.	60 lbs.	74	125 / 80580-05

# SEATING

## ORO100 ORO Series Executive Conference Chair with Adjustable Position & Tuck Away Tablet

### PRICING

Model	List /MSRP
ORO100	\$999.00



Bonded Leather	Arms and Base Finish	Features	Ergonomic Adjustments
Black	Silver	<ul style="list-style-type: none"> <li>• 350 lbs. weight capacity</li> <li>• GreenGuard® Certified for Children &amp; Schools</li> <li>• Adjustable position, tuck away tablet w/slip-resistant coating</li> <li>• Adjustable height headrest</li> <li>• Adjustable ratchet body bolsters</li> <li>• Perforated black bonded leather seat &amp; back</li> <li>• Padded arms</li> <li>• Gas lift seat height adjustment</li> <li>• 27" steel 5-star base</li> </ul>	<ul style="list-style-type: none"> <li>• Adjustable headrest</li> <li>• Adjustable back bolster support</li> <li>• Adjustable lumbar support</li> <li>• Tilt tension</li> <li>• Seat height</li> </ul>
	Tablet Finish		
	Black non-slip		

### DIMENSIONS

Seat Size	Back Size	Seat Height	Arm Width	Tablet Size
21.50" W x 23.50" D	20" W x 28" - 31" H	19.50" - 22.50"	Interior: 20" Exterior: 27"	14" W x 9.50" D
Arm Height from Floor	Tablet Height from Floor	Overall Size		Weight Capacity
27.50" - 30.50"	28.25" - 31.25"	45.50" - 51.50" H x 27.50" W x 32.50" D		350 lbs.

### SHIPPING: FOB NC (Zip Code 27540)

Model	Carton Size	Carton Cube	Carton Wt.	FedEx Dim. Wt.	LTL Class / NMFC#
ORO100	19" x 32" x 26"	9.15 cu. ft.	60 lbs.	82	150 / 080580-04

## ORO200 ORO Series Big & Tall Executive Conference Chair with Adjustable Position & Tuck Away Tablet

### PRICING

Model	List /MSRP
ORO200	\$1,163.00



## BIG & TALL

Bonded Leather	Arm Finish	Base Finish	Features	Ergonomic Adjustments
Black	Silver	Chrome	<ul style="list-style-type: none"> <li>• 400 lbs. weight capacity</li> <li>• GreenGuard® Certified for Children &amp; Schools</li> <li>• Adjustable position, tuck away tablet w/slip-resistant coating</li> <li>• Big &amp; Tall</li> <li>• Black bonded leather seat &amp; back</li> <li>• Padded arms</li> <li>• Gas lift seat height adjustment</li> <li>• 29" steel 5-star base with chrome finish</li> </ul>	<ul style="list-style-type: none"> <li>• Tilt tension</li> <li>• Seat height</li> </ul>
	Tablet Finish			
	Black non-slip			

### DIMENSIONS

Seat Size	Back Size	Seat Height	Arm Width	Tablet Size
24.50" W x 21" D	23.50" W x 31" H	19.50" - 22.50"	Interior: 23" Exterior: 30"	14" W x 9.50" D
Arm Height from Floor	Tablet Height from Floor	Overall Size		Weight Capacity
28" - 31"	28.25" - 31.25"	45" - 48" H x 31" W x 32.50" D		400 lbs.

### SHIPPING: FOB NC (Zip Code 27540)

Model	Carton Size	Carton Cube	Carton Wt.	FedEx Dim. Wt.	LTL Class / NMFC#
ORO200	16" x 35" x 28"	9.07 cu. ft.	73 lbs.	81	100 / 080580-06



**ORO300 ORO Series Executive Conference Chair**  
with Adjustable Position & Tuck Away Tablet



**PRICING**

Model	List /MSRP
ORO300	\$833.00

PVC-Free Polyurethane	Arm and Base Finish	Features	Ergonomic Adjustments
BLK = Black CRM = Cream	Wood Grain	<ul style="list-style-type: none"> <li>• 300 lbs. weight capacity</li> <li>• GreenGuard® Certified for Children &amp; Schools</li> <li>• Adjustable position, tuck away tablet w/ slip-resistant coating</li> <li>• PVC-free polyurethane seat &amp; back in Black &amp; Cream</li> <li>• Padded arms</li> <li>• Wood grain look on arms and base</li> <li>• 27" steel 5-star base</li> </ul>	<ul style="list-style-type: none"> <li>• Tilt tension</li> <li>• Seat height</li> </ul>
	Tablet Finish		
	Black non-slip		

**DIMENSIONS**

Seat Size	Back Size	Seat Height	Arm Width	Tablet Size
22" W x 20" D	21" W x 24.50" H	19.75" - 22.75"	Interior: 20.75" Exterior: 27.50"	14" W x 9.50" D
Arm Height from Floor	Tablet Height from Floor	Overall Size		Weight Capacity
28" - 31"	29" - 31"	43.25" - 46.25" H x 28" W x 30.50" D		300 lbs.

**SHIPPING: FOB NC (Zip Code 27540)**

Model	Carton Size	Carton Cube	Carton Wt.	FedEx Dim. Wt.	LTL Class / NMFC#
ORO300	16" x 30" x 28"	7.77 cu. ft.	61 lbs.	70	150 / 080580-04

**821 InterPlay Series Chair with Tablet**



**PRICING**

Model	List /MSRP
821	\$900.00

Fabric Colors	Tablet Colors	Stocked Items	Features	Notes
NCKL = Nickel PLUM = Plum	BRONZ = Bronze TNGST = Tungsten	Nickel — Black Plum — Taupe	<ul style="list-style-type: none"> <li>• 500 lbs. weight capacity</li> <li>• Contemporary design</li> <li>• 4 lockable casters for easy mobility</li> <li>• Swivel tablet allows you to move it out of the way when not in use</li> <li>• Available in fabric w/PVC-free polyurethane or full PVC-free polyurethane</li> <li>• Built-in handle for easy mobility</li> </ul>	<ul style="list-style-type: none"> <li>• 3" thick back cushion</li> <li>• 5" thick seat cushion</li> </ul>
PVC-Free Polyurethane Colors		PVC-Free Polyurethane: All Black All Taupe		
PU606 = Black PU607 = Taupe				

**DIMENSIONS**

Seat Size	Back Size	Seat Height	Arm Width	Arm Height from Floor	Tablet Size	Overall Size	Weight Capacity
20.25" W x 20.50" D	20.25" W x 18" H	18.50"	Interior: 20.25" Exterior: 32"	26.25"	15" W x 11" D x 0.75" thick	33" H x 33" or 43" W x 32" D	500 lbs.

**SHIPPING: KS (Zip Code 66021), NC (Zip Code 27540), WA (Zip Code 98032)**

Model	Carton Size	Carton Cube	Carton Wt.	FedEx Dim. Wt.	LTL Class / NMFC#
821	34" x 31" x 33"	20.13 cu. ft.	63 lbs.	LTL only	250 / 80580-03

**821-NT InterPlay Series Chair without Tablet**



**PRICING**

Model	List /MSRP
821-NT	\$900.00

Fabric Colors	Wood Feet Colors	Stocked Items	Features	Notes
NCKL = Nickel PLUM = Plum	BRONZ = Bronze TNGST = Tungsten	Nickel — Black Plum — Taupe	<ul style="list-style-type: none"> <li>• 500 lbs. weight capacity</li> <li>• Contemporary design</li> <li>• 2 chrome finish front casters</li> <li>• 2 wooden back feet in complimenting colors</li> <li>• Available in fabric w/PVC-free polyurethane or all PVC-free polyurethane</li> <li>• Built-in handle for easy mobility</li> </ul>	<ul style="list-style-type: none"> <li>• 3" thick back cushion</li> <li>• 5" thick seat cushion</li> </ul>
PVC-Free Polyurethane Colors		PVC-Free Polyurethane: All Black All Taupe		
PU606 = Black PU607 = Taupe				

**DIMENSIONS**

Seat Size	Back Size	Seat Height	Arm Width	Arm Height from Floor	Overall Size	Weight Capacity
20.25" W x 20.50" D	20.25" W x 18" H	18.50"	Interior: 20.25" Exterior: 32"	26.25"	33" H x 32" W x 29" D	500 lbs.

**SHIPPING: KS (Zip Code 66021), NC (Zip Code 27540), WA (Zip Code 98032)**

Model	Carton Size	Carton Cube	Carton Wt.	FedEx Dim. Wt.	LTL Class / NMFC#
821-NT	34" x 31" x 33"	20.13 cu. ft.	58 lbs.	LTL only	250 / 80580-03

## 822 InterPlay Series Sofa with Tablets

### PRICING

Model	List /MSRP
822	\$1,483.00

**InterPlay**



Fabric Colors	Tablet Colors	Stocked Items	Features	Notes
NCKL = Nickel PLUM = Plum	BRONZ = Bronze TNGST = Tungsten	Nickel — Black Plum — Taupe	<ul style="list-style-type: none"> <li>• 500 lbs. weight capacity</li> <li>• Contemporary design</li> <li>• 4 lockable casters for easy mobility</li> <li>• Swivel tablets allows you to move them out of the way when not in use</li> <li>• Available in fabric w/PVC-free polyurethane or full PVC-free polyurethane</li> <li>• Built-in handle for easy mobility</li> </ul>	<ul style="list-style-type: none"> <li>• 3" thick back cushion</li> <li>• 5" thick seat cushion</li> </ul>
PVC-Free Polyurethane Colors		PVC-Free Polyurethane: All Black, All Taupe		
PU606 = Black PU607 = Taupe				

### DIMENSIONS

Seat Size	Back Size	Seat Height	Arm Width	Arm Height from Floor	Tablet Size	Overall Size	Weight Capacity
48.75" W x 20.50" D	49.50" W x 17.50" H	18.50"	Interior: 48.75" Exterior: 62.25"	26.25"	15" W x 11" D x 0.75" thick	33" H x 62.25" or 82" W x 32" D	500 lbs.

**SHIPPING:** KS (Zip Code 66021), NC (Zip Code 27540), WA (Zip Code 98032)

Model	Carton Size	Carton Cube	Carton Wt.	FedEx Dim. Wt.	LTL Class / NMFC#
822	62" x 33" x 31"	36.70 cu. ft.	96 lbs.	LTL only	175 / 80865-3

## 822-NT InterPlay Series Sofa without Tablets

### PRICING

Model	List /MSRP
822-NT	\$1,483.00

**InterPlay**



Fabric Colors	Wood Feet Colors	Stocked Items	Features	Notes
NCKL = Nickel PLUM = Plum	BRONZ = Bronze TNGST = Tungsten	Nickel — Black Plum — Taupe	<ul style="list-style-type: none"> <li>• 500 lbs. weight capacity</li> <li>• Contemporary design</li> <li>• 2 chrome finish front casters</li> <li>• 2 wooden back feet in complimenting colors</li> <li>• Available in fabric w/PVC-free polyurethane or all PVC-free polyurethane</li> <li>• Built-in handle for easy mobility</li> </ul>	<ul style="list-style-type: none"> <li>• 3" thick back cushion</li> <li>• 5" thick seat cushion</li> </ul>
PVC-Free Polyurethane Colors		PVC-Free Polyurethane: All Black All Taupe		
PU606 = Black PU607 = Taupe				

### DIMENSIONS

Seat Size	Back Size	Seat Height	Arm Width	Arm Height from Floor	Overall Size	Weight Capacity
48.75" W x 20.50" D	49.50" W x 17.50" H	18.50"	Interior: 48.75" Exterior: 62.25"	26.25"	33" H x 62.25" W x 29" D	500 lbs.

**SHIPPING:** KS (Zip Code 66021), NC (Zip Code 27540), WA (Zip Code 98032)

Model	Carton Size	Carton Cube	Carton Wt.	FedEx Dim. Wt.	LTL Class / NMFC#
822-NT	62" x 32" x 31"	35.27 cu. ft.	87 lbs.	LTL only	175 / 80865-3

831 Distinct Series Chair

PRICING

Model	List /MSRP
831	\$819.00



PVC-Free Polyurethane	Base	Features
PU606 = Black PU607 = Taupe PU609 = Cream	Chrome plated sled base	<ul style="list-style-type: none"> <li>• 500 lbs. weight capacity</li> <li>• Contemporary style</li> <li>• Upholstered arms</li> <li>• Nylon foot glides</li> <li>• PVC-free polyurethane</li> <li>• Comes fully assembled</li> </ul>

DIMENSIONS

Seat Size	Back Size	Seat Height	Arm Width	Arm Height from Floor	Overall Size	Weight Capacity
21" W x 19.50" D	21" W x 16" H	17"	Interior: 21" Exterior: 29"	24.50"	31" H x 29" W x 30" D	500 lbs.

SHIPPING: KS (Zip Code 66021), NC (Zip Code 27540), WA (Zip Code 98032)

Model	Carton Size	Carton Cube	Carton Wt.	FedEx Dim. Wt.	LTL Class / NMFC#
831	33" x 30" x 32"	18.33 cu. ft.	51 lbs.	LTL Only	250 / 80580-03

832 Distinct Series Sofa

PRICING

Model	List /MSRP
832	\$1,353.00



PVC-Free Polyurethane	Base	Features
PU606 = Black PU607 = Taupe PU609 = Cream	Chrome plated sled base	<ul style="list-style-type: none"> <li>• 500 lbs. weight capacity</li> <li>• Contemporary style</li> <li>• Upholstered arms</li> <li>• Nylon foot glides</li> <li>• PVC-free polyurethane</li> <li>• Comes fully assembled</li> </ul>

DIMENSIONS

Seat Size	Back Size	Seat Height	Arm Width	Arm Height from Floor	Overall Size	Weight Capacity
51" W x 19.50" D	51" W x 16" H	17"	Interior: 51" Exterior: 59"	24.50"	31" H x 59" W x 30" D	500 lbs.

SHIPPING: KS (Zip Code 66021), NC (Zip Code 27540), WA (Zip Code 98032)

Model	Carton Size	Carton Cube	Carton Wt.	FedEx Dim. Wt.	LTL Class / NMFC#
832	60" x 30" x 32"	33.33 cu. ft.	73 lbs.	LTL Only	175 / 80865-3

841 Recoil Lounge Chair

PRICING

Model	List /MSRP
841	\$766.00



DIMENSIONS

Seat Size	Back Size	Seat Height	Arm Width	Fabric Color	Features
26.50" W x 21" D	26.50" W x 14.50" H	18"	Interior: 21.50" Exterior: 26"	NCKL = Nickel	<ul style="list-style-type: none"> <li>• 400 lbs. weight capacity</li> <li>• Spring back</li> <li>• Fully supportive black steel frame</li> <li>• Upholstered arm caps</li> <li>• Stain-resistant fabric</li> <li>• PVC-free polyurethane</li> <li>• Shipped fully assembled</li> </ul>
Arm Height from Floor	Overall Size		Weight Capacity	PVC-Free Polyurethane	
25"	31.50" H x 26.50" W x 30" D		400 lbs.	PU606 = Black PU008 = Purple PU009 = Yellow PU010 = Dark Green PU011 = Red	

SHIPPING: KS (Zip Code 66021), NC (Zip Code 27540), WA (Zip Code 98032)

Model	Carton Size	Carton Cube	Carton Wt.	FedEx Dim. Wt.	LTL Class / NMFC#
841	33" x 29" x 31"	17.17 cu. ft.	59 lbs.	LTL	175 / 80865-3

# SEATING

## 880 Contour Mobile Club Chair



Textured Vinyl Colors	Features
AQU = Aqua LEF = Leaf LIN = Linen MDN = Midnight SLT = Slate	<ul style="list-style-type: none"> <li>• 400 lbs. weight capacity</li> <li>• PVC-free polyurethane</li> <li>• Shipped partially assembled, just add casters</li> <li>• Non-locking chrome finish casters</li> <li>• Lower shelf for extra storage</li> </ul>

### PRICING

Model	List /MSRP
880	\$666.00

### DIMENSIONS

Seat Size	Back Size	Seat Height	Interior Arm Width	Exterior Arm Width	Arm Height from Floor
19" W x 19.50" D	19.50" W x 12" H	17"	Interior: 19.50"	Exterior: 26.50"	24"
Shelf Size		Shelf Height from Floor		Overall Size	
6.25" H x 18" W x 18" D		6"		29" H x 26.50" W x 25" D	
					Weight Capacity
					400 lbs.

### SHIPPING: FOB NC (Zip Code 27540)

Model	Carton Size	Carton Cube	Carton Wt.	FedEx Dim. Wt.	LTL Class / NMFC#
880	28" x 27" x 27"	11.80 cu. ft.	42 lbs.	LTL Only	250 / 80580-03

## 2001 Jupiter Series Stool



Fabric Colors	Features
2312 = Red 2315 = Gray 2327 = Black 2331 = Green 2336 = Blue	<ul style="list-style-type: none"> <li>• 300 lbs. weight capacity</li> <li>• Divot on one side to allow close positioning of stools in a row if desired</li> <li>• Chrome finish legs with nylon leveling glides</li> <li>• Shipped fully assembled</li> </ul>

### PRICING

Model	List /MSRP
2001	\$296.00

### DIMENSIONS

Seat Size	Seat Height	Overall Size	Weight Capacity
21" W x 16" D	19"	19" H x 24" W x 20" D	300 lbs.

### SHIPPING: KS (Zip Code 66021), NC (Zip Code 27540), WA (Zip Code 98032)

Model	Carton Size	Carton Cube	Carton Wt.	FedEx Dim. Wt.	LTL Class / NMFC#
2001	26" x 22" x 20"	6.62	20	59	100 / 80580-06

## 2001T Jupiter Series Table



Fabric Colors	Table Top Laminate	Features
2312 = Red 2315 = Gray 2327 = Black 2331 = Green 2336 = Blue	Smooth White	<ul style="list-style-type: none"> <li>• 300 lbs. weight capacity</li> <li>• Smooth white laminate table top surface</li> <li>• Divot on one side to allow close positioning of table in a row if desired</li> <li>• Chrome finish legs with nylon leveling glides</li> <li>• Shipped fully assembled</li> </ul>

### PRICING

Model	List /MSRP
2001T	\$333.00

### DIMENSIONS

Table Top Size	Table Height	Overall Size	Weight Capacity
18" W x 12.50" D	19"	19" H x 24" W x 20" D	300 lbs.

### SHIPPING: NC (Zip Code 27540)


Model	Carton Size	Carton Cube	Carton Wt.	FedEx Dim. Wt.	LTL Class / NMFC#
2001T	26" x 22" x 20"	6.62	26	59	100 / 80580-06

**2201 Morph Series Privacy Chair**

**PRICING**

Model	List /MSRP
2201	\$1,667.00



Textured Vinyl Colors	Charging Panel	Features
LIN = Linen MDN = Midnight SLT = Slate	1 AC Plug 2 USB Ports  	<ul style="list-style-type: none"> <li>• 500 lbs. weight capacity</li> <li>• Easy to flip up privacy panel</li> <li>• UL approved electrical recharge panel with stainless steel finish and 1 AC plug and 2 USB ports</li> <li>• 4 foot electrical cord</li> <li>• 3 Cleanable textured vinyl colors are CAL117</li> <li>• Chrome sled base</li> <li>• Comes fully assembled</li> </ul>

**DIMENSIONS**

Chair Seat Size	Chair Seat Height	Chair Back Size	Chair Back Privacy Panel	Arm Height from floor	Arm Width	Chair Overall Size	Weight Capacity
22.25" W x 20" D	19.75"	22.25" W x 23" H	10.25" H x 33.25" W x 30" D	29.75"	4"	40.50 - 50.75" H x 33.25" W x 33" D	500 lbs.


**SHIPPING: FOB NC (Zip Code 27540)**

Model	Carton Size	Carton Cube	Carton Wt.	FedEx Dim. Wt.	LTL Class / NMFC#
2201	43" x 35" x 34"	30	70	264	250 / 80580-03

**2202 Morph Series Privacy Sofa**

Model	List /MSRP
2202	\$2,499.00



Textured Vinyl Colors	Charging Panel	Features
LIN = Linen MDN = Midnight SLT = Slate	1 AC Plug 2 USB Ports  	<ul style="list-style-type: none"> <li>• 500 lbs. weight capacity</li> <li>• Easy to flip up privacy panel</li> <li>• UL approved electrical recharge panel with stainless steel finish and 1 AC plug and 2 USB ports</li> <li>• 4 foot electrical cord</li> <li>• 3 Cleanable textured vinyl colors are CAL117</li> <li>• Chrome sled base</li> <li>• Comes fully assembled</li> </ul>

**DIMENSIONS**

Seat Size	Seat Height	Inside Back Size	Outside Back Size	Privacy Panel	Arm Height from floor	Arm Width	Overall Size	Weight Capacity
50.50" W x 20" D	19.75"	51.50" W x 23" H	58" W x 23" H	10.50" H x 33.50" W x 30" D	29.75"	4"	40.50 - 50.75" H x 61.50" W x 33" D	500 lbs.

**SHIPPING: FOB NC (Zip Code 27540)**

Model	Carton Size	Carton Cube	Carton Wt.	FedEx Dim. Wt.	LTL Class / NMFC#
2202	43" x 64" x 34"	55	90	483	175 / 80865-03

# SEATING

## 55 Quin Stool



### PRICING

Model	List / MSRP
55	\$366.00

Stocked Combinations	Features	Notes
<p><b>PVC-Free Polyurethane - Geometrix Fabric</b></p> <p>PU605-BLJY = Navy vinyl seat / Bluejay fabric sides                      PU606-NCKL = Black vinyl seat / Nickel fabric sides                      PU607-PLUM = Taupe vinyl seat / Plum fabric sides                      PU608-CPPR = Brown vinyl seat / Copper fabric sides</p>	<ul style="list-style-type: none"> <li>• 400 lbs. weight capacity</li> <li>• Contemporary design</li> <li>• 5 sided stool</li> <li>• 1 curved side to create round configuration</li> <li>• Top covered in PVC-Free Polyurethane and sides covered in Geometrix Patterned Fabric</li> </ul>	<ul style="list-style-type: none"> <li>• 1" thick seat cushion</li> </ul>

### DIMENSIONS

Seat Size	Seat Height	Overall Size	Weight Capacity
30" W x 26" D	17.25"	17.25" H x 30" W x 26" D	400 lbs.

### SHIPPING: FOB NC (Zip Code 27540)

Model	Carton Size	Carton Cube	Carton Wt.	FedEx Dim. Wt.	LTL Class / NMFC#
55	31" x 27" x 18"	8.71 cu. ft.	28 lbs.	77	250 / 80580-3

## 66 Hex Series Stool



### PRICING

Model	List / MSRP
66	\$333.00

Textured Vinyl Colors	Features
<p>AQU = Aqua                      LEF = Leaf                      LIN = Linen                      MDN = Midnight                      SLT = Slate</p>	<ul style="list-style-type: none"> <li>• 300 lbs. weight capacity</li> <li>• 5 cleanable textured vinyl colors are CAL117</li> <li>• Hexagon shape for multiple configuration possibilities</li> <li>• Chrome finish legs with nylon leveling glides</li> <li>• Shipped fully assembled</li> </ul>

### DIMENSIONS

Seat Size	Seat Height	Overall Size	Weight Capacity
20" W x 22.75" D	18.50"	18.5" H x 20" W x 22.75" D	300 lbs.

### SHIPPING: FOB NC (Zip Code 27540)

Models	Carton Size	Carton Cube	Carton Wt.	FedEx Dim. Wt.	LTL Class / NMFC#
66	25" x 21" x 18"	5.47	17	49	250 / 80580-03

## 66T Hex Series Table

### PRICING

Model	List / MSRP
66T	\$333.00



Table Top Laminate	Features
Smooth White	<ul style="list-style-type: none"> <li>• 300 lbs. weight capacity</li> <li>• Smooth white laminate table top surface for table</li> <li>• Hexagon shape for multiple configuration possibilities</li> <li>• Chrome finish legs with nylon leveling glides</li> <li>• Shipped fully assembled</li> </ul>

### DIMENSIONS

Table Top Size	Table Height	Overall Size (Table)	Weight Capacity
20" W x 22.75" D	16.75"	16.75" H x 20" W x 22.75" D	300 lbs.

### SHIPPING: FOB NC (Zip Code 27540)

Model	Carton Size	Carton Cube	Carton Wt.	FedEx Dim. Wt.	LTL Class / NMFC#
66T	25" x 21" x 20"	6.08	18	54	250 / 82100-03

**3000 Triumph Series Armless Chair**



**PRICING**

Model	List /MSRP
3000	\$533.00

PVC-Free Polyurethane Colors	Features
PU606 = Black PU607 = Taupe PU609 = Cream	<ul style="list-style-type: none"> <li>• 300 lbs. weight capacity</li> <li>• Modular design - mix &amp; match for numerous options</li> <li>• Shipped partially assembled, just add chrome legs</li> <li>• 2 sets of ganging brackets included</li> <li>• PVC-free polyurethane</li> </ul>

**DIMENSIONS**

Seat Size	Back Size	Seat Height	Overall Size	Weight Capacity
22" W x 20.50" D	22" W x 14.50" H	18.50"	33" H x 22" W x 29" D	300 lbs.

**SHIPPING:** KS (Zip Code 66021), NC (Zip Code 27540), WA (Zip Code 98032)

Model 3000	Carton Size	Carton Cube	Carton Wt.	FedEx Dim. Wt.	LTL Class / NMFC#
Chair	25" x 23" x 30"	10 cu. ft.	25 lbs.	LTL Only	250 / 80580-03
Legs	11" x 6" x 27"	1.03 cu. ft.	10 lbs.	10	100 / 82790-06

**3001L Triumph Series Left Arm Chair**

**3001R Triumph Series Right Arm Chair**



3001L Featured Here

**PRICING**

Models	List /MSRP
3001L	\$599.00
3001R	\$599.00

PVC-Free Polyurethane Colors	Features
PU606 = Black PU607 = Taupe PU609 = Cream	<ul style="list-style-type: none"> <li>• 300 lbs. weight capacity</li> <li>• Modular design - mix &amp; match for numerous options</li> <li>• Shipped partially assembled, just add chrome legs</li> <li>• 2 sets of ganging brackets included</li> <li>• PVC-free polyurethane</li> </ul>

**DIMENSIONS**

Seat Size	Back Size	Seat Height	Arm Height from Floor	Overall Size	Weight Capacity
22" W x 20.50" D	22" W x 14.50" H	18.50"	26"	33" H x 25" W x 29" D	300 lbs.

**SHIPPING:** KS (Zip Code 66021), NC (Zip Code 27540), WA (Zip Code 98032)

Models 3001L & 3001R	Carton Size	Carton Cube	Carton Wt.	FedEx Dim. Wt.	LTL Class / NMFC#
Chair	25" x 27" x 30"	11.72 cu. ft.	25 lbs.	LTL Only	250 / 80580-03
Legs	11" x 6" x 27"	1.03 cu. ft.	10 lbs.	10	100 / 82790-06

# SEATING

## 3001LT Triumph Series Left Arm Chair with Tablet 3001RT Triumph Series Right Arm Chair with Tablet

### PRICING

Models	List /MSRP
3001LT	\$666.00
3001RT	\$666.00



3001RT Featured Here

PVC-Free Polyurethane Colors	Laminate Finishes	In-Stock Combinations	Features
PU606 = Black PU607 = Taupe PU609 = Cream	BZ = Bronze TG = Tungsten	PU606-BZ PU606-TG  PU607-BZ PU607-TG  PU609-BZ PU609-TG	<ul style="list-style-type: none"> <li>• 300 lbs. weight capacity</li> <li>• Modular design - mix &amp; match for numerous options</li> <li>• Swivel tablet allows you to move it out of the way when not in use</li> <li>• Shipped partially assembled, just add chrome legs &amp; tablet</li> <li>• 2 sets of ganging brackets included</li> <li>• PVC-free polyurethane</li> </ul>

### DIMENSIONS

Seat Size	Back Size	Seat Height	Arm Height from Floor	Tablet Size	Tablet Height from Floor	Overall Size	Weight Capacity
22" W x 20.50" D	22" W x 14.50" H	18.50"	26"	15" W x 11" D x 0.75" thick	27"	33" H x 25" - 36" W x 29" D	300 lbs.

### SHIPPING: KS (Zip Code 66021), NC (Zip Code 27540), WA (Zip Code 98032)

Models 3001LT & 3001RT	Carton Size	Carton Cube	Carton Wt.	FedEx Dim. Wt.	LTL Class / NMFC#
Chair	25" x 27" x 30"	11.72 cu. ft.	25 lbs.	LTL Only	250 / 80580-03
Legs	11" x 6" x 27"	1.03 cu. ft.	10 lbs.	10	100 / 82790-06
Tablet	5" x 13" x 16"	0.60 cu. ft.	4 lbs.	5	175 / 80865-03

## 3002 Triumph Series Arm Chair 3002T Triumph Series Arm Chair with Right Arm Tablet

### PRICING

Models	List /MSRP
3002	\$800.00
3002T	\$866.00



3002

PVC-Free Polyurethane Colors	Laminate Finishes	In-Stock Combinations	Features
PU606 = Black PU607 = Taupe PU609 = Cream	BZ = Bronze TG = Tungsten  Laminate choices apply to 'T' model only.	PU606-BZ PU606-TG  PU607-BZ PU607-TG  PU609-BZ PU609-TG	<ul style="list-style-type: none"> <li>• 300 lbs. weight capacity</li> <li>• Modular design - mix &amp; match for numerous options</li> <li>• Model 3002T has swivel tablet that allows you to move it out of the way when not in use</li> <li>• Shipped partially assembled, just add chrome legs &amp; tablet</li> <li>• 2 sets of ganging brackets included</li> <li>• PVC-free polyurethane</li> </ul>

### DIMENSIONS

Seat Size	Back Size	Seat Height	Arm Width	Arm Height from Floor
22" W x 20.50" D	22" W x 14.50" H	18.50"	Interior: 22" Exterior: 28"	26"
Tablet Size	Tablet Height from Floor	Overall Size Model 3002	Overall Size Model 3002T	Weight Capacity
15" W x 11" D x 0.75" thick	27"	33" H x 28" W x 29" D	33" H x 28" - 39" W x 29" D	300 lbs.

### SHIPPING: KS (Zip Code 66021), NC (Zip Code 27540), WA (Zip Code 98032)

Models 3002 & 3002T	Carton Size	Carton Cube	Carton Wt.	FedEx Dim. Wt.	LTL Class / NMFC#
Chair	25" x 30" x 30"	13.02 cu. ft.	30 lbs.	LTL Only	250 / 80580-03
Legs	11" x 6" x 27"	1.03 cu. ft.	10 lbs.	10	100 / 82790-06
Tablet	5" x 13" x 16"	0.60 cu. ft.	5 lbs.	5	175 / 80865-03



3002T



### 3045 Triumph Series 45° Armless Corner Chair

**PRICING**

Model	List /MSRP
3045	\$533.00



PVC-Free Polyurethane Colors	Features
PU606 = Black PU607 = Taupe PU609 = Cream	<ul style="list-style-type: none"> <li>• 300 lbs. weight capacity</li> <li>• 45° corner chair</li> <li>• Modular design - mix &amp; match for numerous options</li> <li>• Shipped partially assembled, just add chrome legs</li> <li>• 2 sets of ganging brackets included</li> <li>• PVC-free polyurethane</li> </ul>

**DIMENSIONS**

Seat Size	Back Size	Seat Height	Overall Size	Weight Capacity
13" W x 27" W x 19" D	33.50" W x 14.50" H	18.50"	33" H x 33.50" W x 29" D	300 lbs.

**SHIPPING:** KS (Zip Code 66021), NC (Zip Code 27540), WA (Zip Code 98032)

Model 3045	Carton Size	Carton Cube	Carton Wt.	FedEx Dim. Wt.	LTL Class / NMFC#
Chair	26" x 36" x 30"	16.25 cu. ft.	35 lbs.	LTL Only	250 / 80580-03
Legs	11" x 6" x 27"	1.03 cu. ft.	10 lbs.	LTL Only	100 / 82790-06

### 3090 Triumph Series 90° Armless Corner Chair

**PRICING**

Model	List /MSRP
3090	\$766.00



PVC-Free Polyurethane Colors	Features
PU606 = Black PU607 = Taupe PU609 = Cream	<ul style="list-style-type: none"> <li>• 300 lbs. weight capacity</li> <li>• 90° corner chair</li> <li>• Modular design - mix &amp; match for numerous options</li> <li>• Shipped partially assembled, just add chrome legs</li> <li>• 2 sets of ganging brackets included</li> <li>• PVC-free polyurethane</li> </ul>

**DIMENSIONS**

Seat Size	Back Size	Seat Height	Overall Size	Weight Capacity
8" W x 33" W x 21" D	45" W x 14.50" H	18.50"	33" H x 45" W x 29" D	300 lbs.

**SHIPPING:** KS (Zip Code 66021), NC (Zip Code 27540), WA (Zip Code 98032)

Model 3090	Carton Size	Carton Cube	Carton Wt.	FedEx Dim. Wt.	LTL Class / NMFC#
Chair	26" x 46" x 31"	21.45 cu. ft.	41 lbs.	LTL Only	300 / 80580-02
Legs	11" x 6" x 27"	1.03 cu. ft.	10 lbs.	LTL Only	100 / 82790-06

### 3010 Triumph Series Table

**PRICING**

Model	List /MSRP
3010	\$433.00



PVC-Free Polyurethane Colors	Laminate Finishes	In-Stock Combinations	Features
PU606 = Black PU607 = Taupe PU609 = Cream	BZ = Bronze TG = Tungsten	PU606-TG PU607-BZ PU609-BZ	<ul style="list-style-type: none"> <li>• 250 lbs. weight capacity</li> <li>• Modular design - mix &amp; match for numerous options</li> <li>• Shipped partially assembled, just add chrome legs</li> <li>• 2 sets of ganging brackets included</li> <li>• PVC-free polyurethane</li> </ul>

**DIMENSIONS**

Table Top Size	Overall Size	Table Height	Weight Capacity
25" W x 21" D	16" H x 26" W x 22" D	16"	250 lbs.

**SHIPPING:** KS (Zip Code 66021), NC (Zip Code 27540), WA (Zip Code 98032)

Model 3010	Carton Size	Carton Cube	Carton Wt.	FedEx Dim. Wt.	LTL Class / NMFC#
Table	27" x 8" x 23"	2.88 cu. ft.	18 lbs.	26	125 / 80580-05
Legs	11" x 6" x 27"	1.03 cu. ft.	10 lbs.	9	100 / 82790-06

# SEATING

## 5000L Serenity Series Chair with Left Arm Table 5000R Serenity Series Chair with Right Arm Table

### PRICING

Models	List /MSRP
5000L	\$1,066.00
5000R	\$1,066.00



PVC-Free Polyurethane Colors	Laminate Finishes	In-Stock Combinations	Features
BLK = Black TAU = Taupe	Tungsten Bronze	Black with Tungsten Table Taupe with Bronze Table	<ul style="list-style-type: none"> <li>• 500 lbs. weight capacity</li> <li>• Modular design - mix &amp; match for numerous options</li> <li>• Laminate table top in arm</li> <li>• Shipped partially assembled, just add chrome legs</li> <li>• PVC-free polyurethane</li> </ul>

### DIMENSIONS

Seat Size	Back Size	Seat Height	Table Top Size	Overall Size	Weight Capacity
25" W x 21" D	41" W x 15" H	18"	6.50" W x 9.75" D	33" H x 41" W x 29.50" D	500 lbs.

### SHIPPING: FOB NC (Zip Code 27540)

Models	Carton Size	Carton Cube	Carton Wt.	FedEx Dim. Wt.	LTL Class / NMFC#
5000L & 5000R	42" x 31" x 31"	23.36 cu. ft.	65 lbs.	LTL Only	150 / 80580-04

## 5000LE Serenity Series Chair with Left Arm Table and Electrical 5000RE Serenity Series Chair with Right Arm Table and Electrical

### PRICING

Models	List /MSRP
5000LE	\$1,233.00
5000RE	\$1,233.00



PVC-Free Polyurethane Colors	Laminate Finishes	In-Stock Combinations	Features
BLK = Black TAU = Taupe	Tungsten Bronze	Black with Tungsten Table Taupe with Bronze Table	<ul style="list-style-type: none"> <li>• 500 lbs. weight capacity</li> <li>• Modular design - mix &amp; match for numerous options</li> <li>• Laminate table top in arm</li> <li>• Hide away, flip up electrical recharge panel with 1 AC outlet &amp; 2 USB ports</li> <li>• 3 foot long electrical cord</li> <li>• UL Listed for safety</li> <li>• Convenient cord pouch under seat to tuck away cord when not needed</li> <li>• Shipped partially assembled, just add chrome legs</li> <li>• PVC-free polyurethane</li> </ul>

### DIMENSIONS

Seat Size	Back Size	Seat Height	Table Top Size	Overall Size	Weight Capacity
25" W x 21" D	41" W x 15" H	18"	6.50" W x 9.75" D	33" H x 41" W x 29.50" D	500 lbs.

### SHIPPING: FOB NC (Zip Code 27540)

Models	Carton Size	Carton Cube	Carton Wt.	FedEx Dim. Wt.	LTL Class / NMFC#
5000LE & 5000RE	42" x 31" x 31"	23.36 cu. ft.	65 lbs.	LTL Only	150 / 80580-04



**902 & 902-DK Utili-Stool**

**902-VAM & 902-VAM-DK Utili-Stool**


**Anti-Microbial/Anti-Bacterial Vinyl**

**PRICING**

Models	List /MSRP
902*	\$160.00
902-DK*	\$236.00
902-VAM	\$163.00
902-VAM-DK	\$243.00



902

Fabric Colors *	VAM Colors (Vinyl)	Features
131A = Dark Gray 133 = Blue 135 = Black 451 = Burgundy 452 = Teal  • All fabrics are stain-resistant * Fabrics only ship from AZ and NC	602 = Teal 605 = Navy 603 = Wine 606 = Black  • Vinyls ship from all locations  	<ul style="list-style-type: none"> <li>• 3" thick fabric padded seat</li> <li>• Gas lift seat height adjustment</li> <li>• Anti-microbial/anti-bacterial vinyl (DK Models only)</li> <li>• Drafting kit with adjustable foot ring included (DK Models only)</li> <li>• Includes a 9" and 12" extension tube (DK Models only)</li> <li>• 23" 5-star base</li> </ul>

**DIMENSIONS**

Seat Size	Seat Height Models 902 & 902-VAM	Seat Height Models 902-DK & 902-VAM-DK	Overall Size Models 902 & 902-VAM	Overall Size Models 902-DK & 902-VAM-DK	Weight Capacity
14.50" Round	18.50"- 22.50"	26.25"- 30.25" or 29.25"- 33.25"	18.50"- 22.50" H x 23.75" W x 23.75" D	26.25"- 30.25" or 29.25"- 33.25" H x 23.75" W x 23.75" D	250 lbs.



902-VAM-DK

**SHIPPING: FOB AZ\* (Zip Code 85031), KS (Zip Code 66201), NC\* (Zip Code 27540)**


Models	Carton Size	Carton Cube	Carton Wt.	FedEx Dim. Wt.	LTL Class / NMFC#
902	22" x 21" x 9" (stool)	2.41 cu. ft.	14 lbs.	22	125 / 080580-05
902-DK (2 cartons)	22" x 21" x 9" (stool) + 22" x 20" x 3" (d. kit)	2.41 cu. ft. + 0.76 cu. ft.	14 lbs. + 6 lbs.	22 + 7	125 / 080580-05 100 / 083270
902-VAM	22" x 21" x 8" (stool)	2.14 cu. ft.	18 lbs.	19	125 / 080580-05
902-VAM-DK (2 cartons)	22" x 21" x 8" (stool) + 22" x 20" x 3" (d. kit)	2.14 cu. ft. + 0.76 cu. ft.	18 lbs. + 6 lbs.	17 + 7	125 / 080580-05 100 / 083270


**910 Anatomy Chair**

**PRICING**

Models	List /MSRP
910	\$333.00
E910	\$463.00



910 Vinyl Colors
Black White* - Also ships from AZ  

E910 Vinyl Colors
Carob Moonbeam Sage Slate  

Features
<ul style="list-style-type: none"> <li>• 3" thick padded seat</li> <li>• Upholstered, padded back cushion</li> <li>• 360° gas lift seat height adjustment</li> <li>• Anti-microbial /anti-bacterial vinyl</li> <li>• 23" 5-star chrome base</li> </ul>

**DIMENSIONS**

Seat Size	Back Size	Seat Height	Overall Size	Weight Capacity
15" Round	19" W x 9" H	18.75"- 22.75"	27.75"- 31.75" H x 21.25" W x 22" D	250 lbs.

**SHIPPING: FOB AZ\* (Zip Code 85031) or NC (Zip Code 27540)**

Models	Carton Size	Carton Cube	Carton Wt.	FedEx Dim. Wt.	LTL Class / NMFC#
910 & E910	20" x 22" x 15"	3.82 cu. ft.	20 lbs.	34	150 / 080580-04

# SEATING

## 920 Endure Series Tall Stool

## 921 Endure Series Small Stool



920  
Tall Stool



921  
Small Stool

### PRICING

Models	List /MSRP
920 (Wood Seat)	\$283.00
920-DVN (Metal Seat)	\$316.00
921 (Wood Seat)	\$266.00
921-DVN (Metal Seat)	\$300.00

Stocked Seat/Frame Finish Combinations	Features	Notes
Maple/Gray Walnut/Dark-Vein Dark Vein/Dark-Vein	<ul style="list-style-type: none"> <li>• 250 lbs. weight capacity</li> <li>• 360° turning capability</li> <li>• Sturdy steel frame with either silver powder-coat or dark-vein finish</li> <li>• Spindle seat height adjustment with lock-nut for stationary seat height</li> <li>• Choose from 3 different seat/frame combinations</li> <li>• Polyurethane coated wood seats</li> <li>• Contoured metal 14-gauge seats</li> <li>• Molded plastic foot gripper to keep stool from sliding</li> <li>• Built-in foot rest</li> </ul>	<ul style="list-style-type: none"> <li>• Maple seat only available on Silver frame</li> <li>• Walnut &amp; Dark-Vein seats only available on Dark-Vein frame</li> </ul>

### DIMENSIONS

Models	Seat Size	Seat Height	Footrest Height From Floor	Overall Size	Weight Capacity
920 (Tall Stool)	13.75" Dia. (Wood) 13.25" Dia. (Metal)	25.75"- 34"	11"	25.75"- 34" H x 18.125" W x 18.125" D	250 lbs.
921 (Small Stool)	13.75" Dia. (Wood) 13.25" Dia. (Metal)	17"-25.50"	6.25"	17"-25.50" H x 18.125" W x 18.125" D	250 lbs.

### SHIPPING: FOB NC (Zip Code 27540)

Models	Carton Size	Carton Cube	Carton Wt.	FedEx Dim. Wt.	LTL Class / NMFC#
920 (Tall Stool)	8" x 25" x 19"	2.20 cu. ft.	27 lbs.	20	70 / 80580-09
921 (Small Stool)	8" x 19" x 16"	1.41 cu. ft.	24 lbs.	13	70 / 80580-09

**211 ReadyLink™ Add-On Chair**  
**212 ReadyLink™ Row Starter Chair**

**PRICING**

Models	List /MSRP
211	\$266.00
212	\$343.00

**ReadyLink™**



211

212

Vinyl Colors	Frame Colors	Features Model 211	Features Model 212
<b>BLUE</b> = Blue <b>CHCL</b> = Charcoal <b>MRN</b> = Chestnut Maroon <b>PEACH</b> = Peach	<b>SLV</b> = Silver  <b>Special Order:</b> <b>BLK</b> = Black	<ul style="list-style-type: none"> <li>• 250 lbs. weight capacity</li> <li>• Includes seat/back and middle leg</li> <li>• 1.25" diameter tube, 15-gauge steel</li> <li>• No tools required, assembles in minutes</li> <li>• Molded PVC-constructed seat and back</li> <li>• Spring-loaded fold up seat</li> <li>• Custom configurable, with optional floor bolting</li> <li>• Scratch-resistant, powder-coated paint finish on frame</li> </ul>	<ul style="list-style-type: none"> <li>• Includes seat/back, right end leg and left end leg</li> <li>• 1.25" diameter tube, 15-gauge steel</li> <li>• Spring-loaded fold up seat</li> </ul>

**DIMENSIONS**

Seat Size	Back Size	Seat Height	Arm Width	Arm Height from Floor	Overall Size Model 211	Overall Size Model 212	Weight Capacity
18.75" W x 19.75" D	19.50" W x 20" H	17.25"	Interior: 21.75" Exterior: 24.75"	25.75"	34.25" H x 24.50" W x 24.50" D	34.25" H x 28.50" W x 25" D	250 lbs.

**SHIPPING: FOB NC (Zip Code 27540)**

Models	Carton Size	Carton Cube	Carton Wt.	FedEx Dim. Wt.	LTL Class / NMFC#
211	49" x 21" x 17"	10.12 cu. ft.	23 lbs.	LTL only	125 / 080580-05
212	49" x 21" x 17"	10.12 cu. ft.	26 lbs.	LTL only	125 / 080580-05

**211T ReadyLink™ Add-On Chair with Tablet**  
**212T ReadyLink™ Row Starter Chair with Tablet**

**PRICING**

Models	List /MSRP
211T	\$330.00
212T	\$460.00

**ReadyLink™**



211T

212T

Vinyl Colors	Frame Colors	Features Model 211T	Features Model 212T
<b>BLUE</b> = Blue <b>CHCL</b> = Charcoal <b>MRN</b> = Chestnut Maroon <b>PEACH</b> = Peach	<b>SLV</b> = Silver  <b>Special Order:</b> <b>BLK</b> = Black  <b>Tablet Color</b>  Black	<ul style="list-style-type: none"> <li>• 250 lbs. weight capacity</li> <li>• Includes seat/back, middle leg and tablet</li> <li>• Durable black plastic tablet that folds down into arm when not in use</li> <li>• 1.25" diameter tube, 15-gauge steel</li> <li>• No tools required, assembles in minutes</li> <li>• Molded PVC constructed seat and back</li> <li>• Spring loaded fold-up seat</li> <li>• Custom configurable, with optional floor bolting</li> <li>• Scratch-resistant, powder-coated paint finish on frame</li> </ul>	<ul style="list-style-type: none"> <li>• Includes seat/back, right end leg and left end leg and tablet</li> <li>• 1.25" diameter tube, 15-gauge steel</li> <li>• Spring-loaded fold up seat</li> <li>• Durable black plastic tablet that folds down into arm when not in use</li> </ul>

**DIMENSIONS**

Seat Size	Back Size	Seat Height	Arm Width	Arm Height from Floor
18.75" W x 19.75" D	19.50" W x 20" H	17.25"	Interior: 21.75" Exterior: 26"	25.75"
Tablet Size	Overall Size Model 211T	Overall Size Model 212T	Weight Capacity	
12.25" W x 13" D	34.25" H x 24.50" W x 24.50" D (32" D w/tablet in use)	34.25" H x 28.50" W x 25" D (32" D w/tablet in use)	250 lbs.	

**SHIPPING: FOB NC (Zip Code 27540)**

Models	Carton Size	Carton Cube	Carton Wt.	FedEx Dim. Wt.	LTL Class / NMFC#
211T	49" x 21" x 17"	10.12 cu. ft.	26 lbs.	LTL only	125 / 080580-05
212T	49" x 21" x 17"	10.12 cu. ft.	36 lbs.	LTL only	125 / 080580-05

# SEATING

NB-3 NET 3-Unit Beam with 3 Seats

NB-3G NET 3-Unit Beam with 2 Seats & 1 Table

NB-4 NET 4-Unit Beam with 4 Seats

NB-4G NET 4-Unit Beam with 3 Seats & 1 Table

NB-5 NET 5-Unit Beam with 5 Seats

NB-5G NET 5-Unit Beam with 4 Seats & 1 Table

## PRICING

Models	List /MSRP
NB-3	\$1,280.00
NB-3G	\$1,153.00
NB-4	\$1,710.00
NB-4G	\$1,583.00
NB-5	\$2,136.00
NB-5G	\$2,006.00
NET.B.LEG-P	\$83.00

**net**  
by ofm



NB-3



NB-3G

Metal Mesh Colors	Beam Features	Table G = Glass Table	Notes
Black Gray Marine Orange Red Sky Blue Yellow	<ul style="list-style-type: none"> <li>Rust and fade-proof 17-gauge metal mesh</li> <li>Indoor/outdoor use</li> <li>Sturdy steel frame</li> <li>Powder-coated paint finish on frame</li> <li>Greenguard® Certified For Children &amp; Schools</li> </ul>	<ul style="list-style-type: none"> <li>Weight capacity 30 lbs.</li> <li>19.75" diameter glass top table</li> <li>1/2" thick frosted tempered glass</li> <li>Indoor/outdoor use</li> <li>Sturdy steel frame</li> <li>16.50" H from floor</li> <li>Table can be placed at any position on the beam</li> </ul>	<ul style="list-style-type: none"> <li>Optional hard floor/ground mounting kit for permanent installation. See page 90.</li> </ul>



NB-4



NB-4G



NB-5



NB-5G

## DIMENSIONS:

Models	Seat Size	Back Size	Seat Height	Table Height	Table Size	Overall Size	Weight Capacity
NB-3	15.25" W x 22.75" D	23.50" W x 15.50" H	17.50"	n/a	n/a	30" H x 83" W x 24.75" D	750 lbs.
NB-3G	15.25" W x 22.75" D	23.50" W x 15.50" H	17.50"	16.50"	19.75" Dia.	30" H x 83" W x 24.75" D	500 lbs.
NB-4	15.25" W x 22.75" D	23.50" W x 15.50" H	17.50"	n/a	n/a	30" H x 109" W x 24.75" D	1000 lbs.
NB-4G	15.25" W x 22.75" D	23.50" W x 15.50" H	17.50"	16.50"	19.75" Dia.	30" H x 109" W x 24.75" D	750 lbs.
NB-5	15.25" W x 22.75" D	23.50" W x 15.50" H	17.50"	n/a	n/a	30" H x 126" W x 24.75" D	1250 lbs.
NB-5G	15.25" W x 22.75" D	23.50" W x 15.50" H	17.50"	16.50"	19.75" Dia.	30" H x 126" W x 24.75" D	1000 lbs.

## SHIPPING: FOB NC (Zip Code 27540)

Models	Carton Size	Pallet Size	Total Wt.	FedEx Dim. Wt.	LTL Class / NMFC#
NB-3	Multiple cartons	40" x 48" x 74" (Max quantity 6)	88 lbs.	LTL only	250 / 080580-03
NB-3G	Multiple cartons	40" x 48" x 74" (Max quantity 6)	94 lbs.	LTL only	250 / 080580-03
NB-4	Multiple cartons	60" x 48" x 96" (Max quantity 4)	113 lbs.	LTL only	250 / 080580-03
NB-4G	Multiple cartons	60" x 48" x 96" (Max quantity 4)	119 lbs.	LTL only	250 / 080580-03
NB-5	Multiple cartons	60" x 48" x 96" (Max quantity 4)	137 lbs.	LTL only	250 / 080580-03
NB-5G	Multiple cartons	60" x 48" x 96" (Max quantity 4)	143 lbs.	LTL only	250 / 080580-03
NET.B.LEG-P	7" x 8" x 18"	0.58 cu. ft.	9.10 lbs.	5	300 / 82790-02



NET.B.LEG-P  
Hard floor/ground mounting kit




Glass Table  
for Beam

**323 Stars 3-Unit Beam Seating with 3 Seats**

323T Stars 3-Unit Beam Seating with 2 Seats & 1 Table


**324 Stars 4-Unit Beam Seating with 4 Seats**

324T Stars 4-Unit Beam Seating with 3 Seats & 1 Table



**PRICING**

Models	List /MSRP
323	\$780.00
323-P	\$736.00
323-VAM	\$806.00
323T	\$886.00
323T-P	\$853.00
323T-VAM	\$903.00
324	\$973.00
324-P	\$913.00
324-VAM	\$1,003.00
324T	\$1,076.00
324T-P	\$1,030.00
324T-VAM	\$1,100.00

Fabric Colors	VAM Colors (Vinyl)	Table Top Finishes	Features
2201 = Shamrock Green 2202 = Lavender 2203 = Navy 2204 = Colonial Blue 2205 = Golden Flax 2206 = Cornflower Blue 2207 = Sage Green 2208 = Coral Pink 2209 = Khaki 2210 = Royal Blue 2211 = Burgundy 2213 = Slate Gray 2214 = Plum 2218 = Putty 2221 = Forest Green 2224 = Black All fabrics are stain-resistant	602 = Teal 603 = Wine 604 = Charcoal 605 = Navy 606 = Black    <b>Plastic Color</b> A02 = Black	CHRY = Cherry GRY = Gray MAH = Mahogany OAK = Oak  • High-pressure laminate surface 20" x 20" • Black 3mm T-mold protective edge banding • Table available with the 'T' models only	• Triple curve seat design • Configurable seats and table • Extra-thick curved plastic back with lumbar support • Silver powder-coated paint finish on frame • Stain-resistant fabric seat (Excludes P & VAM models) • Replaceable seat cushions • Leveling glides • Anti-microbial/anti-bacterial vinyl (VAM models only)

**DIMENSIONS**

Seat Size	Back Size	Seat Height	Table Height	Table Size	Base Size 3-Unit Beam	Base Size 4-Unit Beam
18.25" W x 17.75" D	19.25" W x 16" H	19.75"	17.50"	20" W x 20" D	73.25" W x 21.50" D	97.75" W x 21.50" D
<b>Overall Size 3-Unit Beam</b>		<b>Overall Size 4-Unit Beam</b>		<b>Weight Capacity 3-Unit Beam</b>	<b>Weight Capacity 4-Unit Beam</b>	
34.50" H x 73.25" W x 21.50" D		34.50" H x 97.75" W x 21.50" D		750 lbs. (250 lbs. per seat)	1,000 lbs. (250 lbs. per seat)	

**SHIPPING: FOB NC (Zip Code 27540)**

Models	Carton Size	Pallet Size	Total Wt.	FedEx Dim. Wt.	LTL Class / NMFC#
All 323's	Multiple cartons	60" x 40" x 72" (Max quantity 5)	132 lbs.	LTL only	250 / 080580-3
All 323T's	Multiple cartons	60" x 40" x 72" (Max quantity 5)	146 lbs.	LTL only	250 / 080580-3
All 324's	Multiple cartons	74" x 40" x 72" (Max quantity 5)	149 lbs.	LTL only	250 / 080580-3
All 324T's	Multiple cartons	74" x 40" x 72" (Max quantity 5)	163 lbs.	LTL only	250 / 080580-3


# SEATING

## 333 Moon 3-Unit Beam Seating with 3 Seats


### 333T Moon 3-Unit Beam Seating with 2 Seats & 1 Table

## 334 Moon 4-Unit Beam Seating with 4 Seats

### 334T Moon 4-Unit Beam Seating with 3 Seats & 1 Table




333



334T

## PRICING

Models	List /MSRP
333	\$913.00
333-P	\$886.00
333-VAM	\$956.00
333T	\$990.00
333T-P	\$963.00
333T-VAM	\$1,006.00
334	\$1,163.00
334-P	\$1,113.00
334-VAM	\$1,196.00
334T	\$1,226.00
334T-P	\$1,183.00
334T-VAM	\$1,250.00

Fabric Colors	VAM Colors (Vinyl)	Table Top Finishes	Features
2201 = Shamrock Green 2202 = Lavender 2203 = Navy 2204 = Colonial Blue 2205 = Golden Flax 2206 = Cornflower Blue 2207 = Sage Green 2208 = Coral Pink 2209 = Khaki 2210 = Royal Blue 2211 = Burgundy 2213 = Slate Gray 2214 = Plum 2218 = Putty 2221 = Forest Green 2224 = Black All fabrics are stain-resistant	602 = Teal 603 = Wine 604 = Charcoal 605 = Navy 606 = Black    Plastic Color A02 = Black	CHRY = Cherry GRY = Gray MAH = Mahogany OAK = Oak  • High-pressure laminate surface 20" x 20" • Black 3mm T-mold protective edge banding • Table available with the 'T' models only	• Triple curve seat design • Configurable seats and table • Extra-thick curved mesh back with lumbar support • Silver powder-coated paint finish on frame • Stain-resistant fabric seat (Excludes P & VAM models) • Replaceable seat cushions • Leveling glides • Anti-microbial/anti-bacterial vinyl (VAM models only)

## DIMENSIONS

Seat Size	Back Size	Seat Height	Table Height	Table Size	Base Size 3-Unit Beam	Base Size 4-Unit Beam
18.25" W x 17.75" D	19" W x 15.50" H	19.75"	17.50"	20" W x 20" D	73.25" W x 21.50" D	97.75" W x 21.50" D
<b>Overall Size 3-Unit Beam</b>		<b>Overall Size 4-Unit Beam</b>		<b>Weight Capacity 3-Unit Beam</b>		<b>Weight Capacity 4-Unit Beam</b>
33.75" H x 73.25" W x 21.50" D		33.75" H x 97.75" W x 21.50" D		750 lbs. (250 lbs. per seat)		1,000 lbs. (250 lbs. per seat)

## SHIPPING: FOB NC (Zip Code 27540)

Models	Carton Size	Pallet Size	Total Wt.	FedEx Dim. Wt.	LTL Class / NMFC#
All 333's	Multiple cartons	60" x 40" x 72" (Max quantity 5)	132 lbs.	LTL only	250 / 080580-3
All 333T's	Multiple cartons	60" x 40" x 72" (Max quantity 5)	146 lbs.	LTL only	250 / 080580-3
All 334's	Multiple cartons	74" x 40" x 72" (Max quantity 5)	149 lbs.	LTL only	250 / 080580-3
All 334T's	Multiple cartons	74" x 40" x 72" (Max quantity 5)	163 lbs.	LTL only	250 / 080580-3



**E1000 Essentials Series Task Chair**



**PRICING**

Model	List /MSRP
E1000	\$213.00

Fabric & Mesh Color	Features	Ergonomic Adjustments
Black	<ul style="list-style-type: none"> <li>• 250 lb. weight capacity</li> <li>• GreenGuard® Certified for Children &amp; Schools</li> <li>• Built-in lumbar support</li> <li>• Gas lift seat height adjustment</li> <li>• 25" 5-star base</li> </ul>	<ul style="list-style-type: none"> <li>• Tilt, lock, tension</li> <li>• Seat height</li> </ul>

**DIMENSIONS**

Seat Size	Back Size	Seat Height	Arm Width	Arm Height from Floor	Overall Size	Wt. Capacity
19.50" W x 18.50" D	17.75" W x 23.75" H	17.75" - 21.50"	Interior: 18" Exterior: 24.50"	24" - 27.75"	35.75" - 39.50" H x 26.75" W x 26.75" D	250 lbs.

**SHIPPING: FOB AZ (Zip Code 85031), KS (Zip Code 66021), NC (Zip Code 27540), PA (Zip Code 18031)**

Model	Carton Size	Carton Cube	Carton Wt.	FedEx Dim. Wt.	LTL Class / NMFC#
E1000	26" x 24" x 12"	4.33 cu. ft.	32 lbs.	39	100 / 080580-06

**E1001 Essentials Series Task Chair**



**PRICING**

Model	List /MSRP
E1001	\$203.00

Fabric & Mesh Color	Features	Ergonomic Adjustments
Black	<ul style="list-style-type: none"> <li>• 250 lb. weight capacity</li> <li>• GreenGuard® Certified for Children &amp; Schools</li> <li>• Built-in lumbar support</li> <li>• Gas lift seat height adjustment</li> <li>• 25" 5-star base</li> </ul>	<ul style="list-style-type: none"> <li>• Tilt, lock, tension</li> <li>• Seat height</li> </ul>

**DIMENSIONS**

Seat Size	Back Size	Seat Height	Arm Width	Arm Height from Floor	Overall Size	Wt. Capacity
18.50" W x 19" D	17.50" W x 16.75" H	17.50" - 22.50"	Interior: 17.50" Exterior: 24"	23.75" - 28.75"	36" - 41" H x 25.75" W x 27.75" D	250 lbs.

**SHIPPING: FOB AZ (Zip Code 85031), KS (Zip Code 66021), NC (Zip Code 27540), PA (Zip Code 18031)**

Model	Carton Size	Carton Cube	Carton Wt.	FedEx Dim. Wt.	LTL Class / NMFC#
E1001	26" x 24" x 12"	4.33 cu. ft.	31 lbs.	39	125 / 080580-05

**E1003 Essentials Series Executive Conference Chair**



**PRICING**

Model	List /MSRP
E1003	\$333.00

PVC-Free Polyurethane Colors	Features	Ergonomic Adjustments
BLK = Black CRM = Cream	<ul style="list-style-type: none"> <li>• 250 lb. weight capacity</li> <li>• GreenGuard® Certified for Children &amp; Schools</li> <li>• Built-in lumbar support</li> <li>• Gas lift seat height adjustment</li> <li>• Tilt tension control</li> <li>• Covered in Black or Cream PVC-free polyurethane</li> <li>• 25" chrome plated 5-star base</li> </ul>	<ul style="list-style-type: none"> <li>• Tilt, lock, tension</li> <li>• Seat height</li> </ul>

**DIMENSIONS**

Seat Size	Back Size	Seat Height	Arm Width	Arm Height from Floor	Overall Size	Wt. Capacity
20.25" W x 20" D	19.75" W x 22.50" H	18.50" - 21.50"	Interior: 19.25" Exterior: 24.25"	27.25" - 30.25"	40.25" - 43.25" H x 24.25" W x 27.50" D	250 lbs.

**SHIPPING: FOB AZ (Zip Code 85031), KS (Zip Code 66021), NC (Zip Code 27540)**

Model	Carton Size	Carton Cube	Carton Wt.	FedEx Dim. Wt.	LTL Class / NMFC#
E1003	29" x 24" x 15"	6.04 cu. ft.	43 lbs.	54	100 / 80580-06

# SEATING

## E1007 Essentials Series Executive Conference Chair

### PRICING

Model	List /MSRP
E1007	\$170.00



Vinyl Color	Features	Ergonomic Adjustments
Black	<ul style="list-style-type: none"> <li>• 250 lb. weight capacity</li> <li>• GreenGuard® Certified for Children &amp; Schools</li> <li>• Built-in lumbar support</li> <li>• Gas lift seat height adjustment</li> <li>• Meets or exceeds ANSI/BIFMA safety standards</li> <li>• 25" 5-star base</li> </ul>	<ul style="list-style-type: none"> <li>• Seat height</li> </ul>

### DIMENSIONS

Seat Size	Back Size	Seat Height	Arm Width	Arm Height from Floor	Overall Size	Wt. Capacity
18.50" W X 18.50" D	18.50" W x 22" H	16.25" - 20"	Interior: 18.50" Exterior: 23.25"	24.50" - 28.25"	35.25" - 39" H x 22.50" W x 25.50" D	250 lbs.

**SHIPPING: FOB AZ (Zip Code 85031), KS (Zip Code 66021), NC (Zip Code 27540)**

Model	Carton Size	Carton Cube	Carton Wt.	FedEx Dim. Wt.	LTL Class / NMFC#
E1007	25" x 11" x 24"	3.82 cu. ft.	29 lbs.	34	125 / 80640-03

## E1008 Essentials Series Executive Mid-Back Chair

### PRICING

Model	List /MSRP
E1008	\$167.00



Vinyl Color	Features	Ergonomic Adjustments
Black	<ul style="list-style-type: none"> <li>• 250 lb. weight capacity</li> <li>• GreenGuard® Certified for Children &amp; Schools</li> <li>• Built-in lumbar support</li> <li>• Gas lift seat height adjustment</li> <li>• Meets or exceeds ANSI/BIFMA safety standards</li> <li>• 25" 5-star base</li> </ul>	<ul style="list-style-type: none"> <li>• Seat height</li> </ul>

### DIMENSIONS

Seat Size	Back Size	Seat Height	Arm Width	Arm Height from Floor	Overall Size	Wt. Capacity
18.75" W X 18.75" D	18.75" W x 19.50" H	16.50" - 20.25"	Interior: 18.75" Exterior: 23.50"	23.75" - 27.50"	34.25" - 38" H x 23.50" W x 25" D	250 lbs.

**SHIPPING: FOB AZ (Zip Code 85031), KS (Zip Code 66021), NC (Zip Code 27540)**

Model	Carton Size	Carton Cube	Carton Wt.	FedEx Dim. Wt.	LTL Class / NMFC#
E1008	25" x 11" x 24"	3.82 cu. ft.	29 lbs.	34	125 / 80640-03

## E1009 Essentials Series Task Chair

### PRICING

Model	List /MSRP
E1009	\$123.00



Fabric & Mesh Colors	Features	Ergonomic Adjustments
Black	<ul style="list-style-type: none"> <li>• 250 lb. weight capacity</li> <li>• GreenGuard® Certified for Children &amp; Schools</li> <li>• Built-in lumbar support</li> <li>• Gas lift seat height adjustment</li> <li>• Meets or exceeds ANSI/BIFMA safety standards</li> <li>• 23" 5-star base</li> </ul>	<ul style="list-style-type: none"> <li>• Seat height</li> </ul>

### DIMENSIONS

Seat Size	Back Size	Seat Height	Overall Size	Weight Capacity
17.25" W x 15.50" D	16.25" W x 21.25" D	16" - 20.50"	34" - 38.50" H x 18" W x 21" D	250 lbs.

**SHIPPING: FOB AZ (Zip Code 85031), KS (Zip Code 66021), NC (Zip Code 27540)**

Model	Carton Size	Carton Cube	Carton Wt.	FedEx Dim. Wt.	LTL Class / NMFC#
E1009	23" x 10" x 24"	3.19 cu. ft.	21 lbs.	29	125 / 80640-03

## E2000 Essentials Series Stool



## PRICING

Model	List /MSRP
E2000	\$217.00

Plastic Colors	Features
P0 = Black P02 = White P80 = Antique White	<ul style="list-style-type: none"> <li>• 250 lb. weight capacity</li> <li>• GreenGuard® Certified for Children &amp; Schools</li> <li>• Stacks 10</li> <li>• Built-in lumbar support</li> <li>• Built-in footrest</li> <li>• Durable plastic seat and back</li> <li>• Chrome finish on legs</li> </ul>

## DIMENSIONS

Seat Size	Back Size	Seat Height	Overall Size	Wt. Capacity
17" W x 17" D	17" W x 15.50" H	30.50"	44" H x 19" W x 22" D	250 lbs.

## SHIPPING: FOB NC (Zip Code 27540)

Model	Pallet Size	Carton Cube	Item Wt.	FedEx Dim. Wt.	LTL Class / NMFC#
E2000	60" x 48" x 72" (Max quantity 12)	n/a	16 lbs. each	LTL Only	175 / 80770-2

# SEATING ACCESSORIES

## 202-DOLLY Dolly for Model 202



### DIMENSIONS

Overall Size	Accessory for Model
12.25" H x 24.75" W x 23.25" D	202

SHIPPING: FOB NC (Zip Code 27540)

Model	Carton Size	Carton Cube	Carton Wt.	FedEx Dim. Wt.	LTL Class / NMFC#
202-DOLLY	26" x 26" x 15"	5.87 cu. ft.	17 lbs.	53	250 / 188560-03

### PRICING

Model	List / MSRP
202-DOLLY	\$153.00

Color	Features
Black	<ul style="list-style-type: none"> <li>Dolly for Model 202 stack chair</li> <li>Holds up to 25 chairs</li> <li>Comes partially assembled — just add casters</li> </ul>

## 300-BR Book Rack for Model 300 Series



### DIMENSIONS

Overall Size	Accessory for Models
15" H x 10.50" W x 3.50" D	300-SV, 300-SV-VAM

SHIPPING: FOB NC (Zip Code 27540)

Model	Carton Size	Carton Cube	Carton Wt.	FedEx Dim. Wt.	LTL Class / NMFC#
300-BR	16" x 6" x 12"	0.66 cu. ft.	3 lbs.	6	250 / 164390-03

### PRICING

Model	List / MSRP
300-BR	\$33.00

Color	Features
Silver-vein	<ul style="list-style-type: none"> <li>Durable coated wire</li> <li>Attaches easily to back of Model 300-SV Series chairs</li> </ul>

## 300-DOLLY Dolly for Model 300 Series



### DIMENSIONS

Overall Size	Accessory for Models
47.50" H x 24.50" W x 29" D	300-SV, 300-SV-VAM 300-XL, 300-XL-VAM

SHIPPING: FOB NC (Zip Code 27540)

Model	Pallet Size	Total Weight	FedEx Dim. Wt.	LTL Class / NMFC#
300-DOLLY	60" x 48" x 72" (Max quantity 6)	23 lbs.	LTL only	300 / 188560-02

### PRICING

Model	List / MSRP
300-DOLLY	\$576.00

Color	Features
Silver-vein	<ul style="list-style-type: none"> <li>Dolly for Model 300 Series chairs</li> <li>Holds up to 10 chairs (Models 300-SV &amp; 300-SV-VAM)</li> <li>Silver-vein finish matches chair frames</li> </ul>

## 300-K Kneeler for Model 300 Series



### DIMENSIONS

Overall Size	Accessory for Model
10.25" H x 17.50" W x 8.50" D	300 series

SHIPPING: FOB NC (Zip Code 27540)

Model	Carton Size	Carton Cube	Carton Wt.	FedEx Dim. Wt.	LTL Class / NMFC#
300-K	19" x 12" x 11"	1.45 cu. ft.	8 lbs.	13	150 / 082270-04

### PRICING

Model	List / MSRP
300-K	\$80.00

Fabric Colors	Frame Color	Features
801 = Gray 803 = Wine 804 = Navy 3145 = Navy Pinpoint 3165 = Burgundy Pinpoint All fabrics are stain-resistant	Silver-vein	<ul style="list-style-type: none"> <li>Available in fabrics that match Model 300 Series chairs</li> <li>Not available in VAM</li> </ul>

## 303-DOLLY Dolly for Model 303



### DIMENSIONS

Overall Size	Accessory for Model
59" H x 41" W x 41" D	303

SHIPPING: FOB NC (Zip Code 27540)

Model	Pallet Size	Total Wt.	FedEx Dim. Wt.	LTL Class / NMFC#
303-DOLLY	60" x 48" x 72" (Max quantity 2) Ships shrink-wrapped	84 lbs.	LTL only	300 / 188560-02

### PRICING

Model	List / MSRP
303-DOLLY	\$946.00

Color	Features
Silver	<ul style="list-style-type: none"> <li>Dolly for Model 303 chair</li> <li>Holds up to 80 chairs</li> </ul>



## 304-CAS Set of Casters for Model 304-P

### PRICING

Model	List/MSRP
304-CAS	\$30.00

### DIMENSIONS

Overall Size	Accessory for Model
2" H x 1.50" W x 1.50" D	304-P

Color	Features	Notes
Black	<ul style="list-style-type: none"> <li>Caster for model 304-P</li> <li>Adds 2" to height of chair</li> </ul>	<ul style="list-style-type: none"> <li>Price is for a set of 4 casters</li> </ul>

SHIPPING: FOB NC (Zip Code 27540)

Model	Carton Wt.	FedEx Dim. Wt.	LTL Class / NMFC#
304-CAS	2 lbs.	4	65 / 041725



## 305-CAS-NT Set of Casters for Models 305 & 306

### PRICING

Model	List/MSRP
305-CAS-NT	\$23.00

### DIMENSIONS

Overall Size	Accessory for Models
2" diameter	All 305's & 306 (Rico Series)

Color	Features	Notes
Black	<ul style="list-style-type: none"> <li>Adds 2" to height of chair</li> <li>Lock tight casters</li> </ul>	<ul style="list-style-type: none"> <li>Price is for a set of 4 casters</li> </ul>

SHIPPING: FOB NC (Zip Code 27540)

Model	Carton Wt.	FedEx Dim. Wt.	LTL Class / NMFC#
305-CAS-NT	2 lbs.	4	65 / 041725



## 304-DOLLY Dolly for Model 304-P

### PRICING

Model	List/MSRP
304-DOLLY	\$233.00

### DIMENSIONS

Overall Size	Accessory for Model
30" H x 19" W x 35" D	304-P

Color	Features
Silver	<ul style="list-style-type: none"> <li>Dolly for Model 304-P chair</li> <li>Stacks/nests 14 chairs</li> </ul>

SHIPPING: FOB NC (Zip Code 27540)

Model	Pallet Size	Total Wt.	FedEx Dim. Wt.	LTL Class / NMFC#
304-DOLLY	60" x 48" x 72" (Max quantity 12) Ships shrink-wrapped	17 lbs. each	LTL Only	125 / 80580-05



## 305-DOLLY Dolly for Models 305, 305-16 & 306

### PRICING

Model	List/MSRP
305-DOLLY	\$230.00

### DIMENSIONS

Overall Size	Accessory for Models
21.50" H x 23" W x 24.50" D	305, 305-16, 306 (Rico Series)

Color	Features
Silver	<ul style="list-style-type: none"> <li>Holds up to 15 chairs (Models 305, 305-16 &amp; 306 Rico chairs)</li> </ul>

SHIPPING: FOB AZ (Zip Code 85031) OR NC (Zip Code 27540)

Model	Pallet Size	Total Wt.	FedEx Dim. Wt.	LTL Class / NMFC#
305-DOLLY	48" x 48" x 72 (5 dollies max)	11 lbs. each	LTL only	300 / 188560-02



## 305-14-DOLLY Dolly for Models 305-12 & 305-14

### PRICING

Model	List/MSRP
305-14-DOLLY	\$230.00

### DIMENSIONS

Overall Size	Accessory for Models
20" H x 19" W x 20.50" D	305-12, 305-14 (Rico Series)


Color	Features
Silver	<ul style="list-style-type: none"> <li>Holds up to 16 chairs (Models 305-12 &amp; 305-14 Rico chairs)</li> </ul>

SHIPPING: FOB NC (Zip Code 27540)

Model	Pallet Size	Total Wt.	FedEx Dim. Wt.	LTL Class / NMFC#
305-14-DOLLY	48" x 48" (5 dollies max)	13 lbs. each	LTL only	125 / 080580-05

# SEATING ACCESSORIES

## 306-GB Ganging Bracket for Models 306 & 309



### PRICING

Model	List / MSRP
306-GB	\$30.00

### DIMENSIONS

Overall Size	Accessory for Models
1.50" H x 3.50" W x 1" D	306 & 309 chairs with arms

Color	Notes
Dark Gray	• Price is for a single ganging bracket

SHIPPING: FOB NC (Zip Code 27540)

Model	Carton Wt.	FedEx Dim. Wt.	LTL Class / NMFC#
306-GB	2 lbs.	2	65 / 041725

## 308-309-CAS Set of Casters for Models 308 & 309 Stanza Series



### PRICING

Model	List / MSRP
308-309-CAS	\$20.00

### DIMENSIONS

Overall Size	Accessory for Models
3?" H x ?" W x ?" D	308's, 309's

SHIPPING: FOB NC (Zip Code 27540)

Model	Carton Wt.	LTL Class / NMFC#
308-309-CAS	1 lb.	65 / 041725

Color	Features	Notes
Black	<ul style="list-style-type: none"> <li>• Caster for Stanza Nesting/Stack Chairs</li> <li>• Installs easily with no tools required</li> </ul>	• Price is for a set of 4 casters

## 310-DOLLY Dolly for Model 310 Series



### PRICING

Model	List / MSRP
310-DOLLY	\$153.00

### DIMENSIONS

Overall Size	Accessory for Models
11.25" H x 24.75" W x 22.50" D	310-F, 310-P, 310-VAM

Color	Features
Black	<ul style="list-style-type: none"> <li>• Dolly for Model 310 Series chairs</li> <li>• Holds 20 Model 310-P, or 16 Models 310-F &amp; 310-VAM</li> </ul>

SHIPPING: FOB AZ (Zip Code 85031), KS (Zip Code 66021), NC (Zip Code 27540)

Model	Carton Size	Carton Cube	Carton Wt.	FedEx Dim. Wt.	LTL Class / NMFC#
310-DOLLY	32" x 26" x 15"	7.22 cu. ft.	19 lbs.	63	300 / 080580-02

## 310-TABLET Tablet Arm for Model 310 Series



SPECIFY RIGHT OR LEFT HAND TABLET

### PRICING

Models	List / MSRP
310-TABLET-L	\$80.00
310-TABLET-R	\$80.00

### DIMENSIONS

Tablet Size	Accessory for Models
14" W x 21" L x 14.50" D	310-F, 310-P, 310-VAM

Colors	Features	Notes
Black top/ Chrome frame	<ul style="list-style-type: none"> <li>• Specify left or right hand tablet when ordering</li> <li>• Chrome-plated steel frame connects to chair</li> <li>• Sturdy MDF Tablet swings up if needed</li> </ul>	<ul style="list-style-type: none"> <li>• Must be ordered in multiples of 4 or a \$25 carton breakage fee applies</li> <li>• Price is for one tablet arm</li> </ul>

SHIPPING: FOB NC (Zip Code 27540)

Models	Carton Size	Carton Cube	Carton Wt.	FedEx Dim. Wt.	LTL Class / NMFC#
310-TABLET-L	30" x 21" x 23"	8.39 cu. ft.	48 lbs.	75	175 / 080540-02
310-TABLET-R	30" x 21" x 23"	8.39 cu. ft.	48 lbs.	75	175 / 080540-02

**315-DOLLY**  
Dolly for Model 315 Series



**PRICING**

Model	List /MSRP
315-DOLLY	\$166.00

**DIMENSIONS**

Overall Size	Accessory for Model
24.75" x 23.75" x 15.50"	315

Color	Features
Black	<ul style="list-style-type: none"> <li>• Dolly for Model 315 Series chairs</li> <li>• Holds 25 Model 315</li> </ul>

**SHIPPING: FOB NC (Zip Code 27540)**

Model	Carton Size	Carton Cube	Carton Wt.	FedEx Dim. Wt.	LTL Class / NMFC#
315-DOLLY	26" x 26" x 17"	6.65 cu. ft.	17 lbs.	60	300 / 080580-02

**320-DOLLY**  
Dolly for Model 320 Series



**PRICING**

Model	List /MSRP
320-DOLLY	\$230.00

**DIMENSIONS**

Overall Size	Accessory for Models
24.50" H x 18" W x 30" D	320-F, 320-P, 320-VAM

Color	Features
Gray	<ul style="list-style-type: none"> <li>• Holds 30 Model 320-P, or 25 Models 320-F &amp; 320-VAM</li> </ul>

**SHIPPING: FOB NC (Zip Code 27540)**

Model	Pallet	Carton Wt.	LTL Class / NMFC#
320-DOLLY	40" x 48" or 60" x 48" (Max quantity 12)	16 lbs. (each)	250 / 188560-03

**325-335-DOLLY**  
Dolly for Models 325 & 335



**PRICING**

Model	List /MSRP
325-335-DOLLY	\$153.00

**DIMENSIONS**

Overall Size	Accessory for Models
13.50" H x 24.75" W x 30.50" D	325, 335

Color	Features
Black	<ul style="list-style-type: none"> <li>• Holds 16 to 20 chairs, or up to 36 plastic chairs</li> </ul>

**SHIPPING: FOB KS (Zip Code 66021) or NC (Zip Code 27540)**

Model	Carton Size	Carton Cube	Carton Wt.	FedEx Dim. Wt.	LTL Class / NMFC#
325-335-DOLLY	30" x 23" x 26"	10.38 cu. ft.	18 lbs.	93	300 / 188560-02

**404-CAS**  
Casters for Model 404, 408, 308 & 309 Series



**PRICING**

Model	List /MSRP
404-CAS	\$30.00

**DIMENSIONS**

Overall Size	Accessory for Models
1.50" diameter	404, 408

Color	Features	Notes
Black	<ul style="list-style-type: none"> <li>• Caster for Model 404, 408 308 &amp; 309 chairs</li> <li>• Installs easily with no tools required</li> </ul>	<ul style="list-style-type: none"> <li>• Price is for a set of 4 casters</li> </ul>

**SHIPPING: FOB NC (Zip Code 27540)**

Model	Carton Wt.	LTL Class / NMFC#
404-CAS	1 lb.	65 / 041725

**CAS.LOCK**  
Set of Locking Casters



**PRICING**

Model	List /MSRP
CAS.LOCK	\$66.00

**DIMENSIONS**


Overall Size	Accessory for Models
3.50" H x 3" W x 1.75" D	All Task & Executive Chairs

Color	Features	Notes
Black	<ul style="list-style-type: none"> <li>• Caster for Task &amp; Executive Chairs</li> <li>• Will not work on Big &amp; Tall Chairs</li> <li>• Installs easily with no tools required</li> </ul>	<ul style="list-style-type: none"> <li>• Price is for a set of 5 casters</li> </ul>

**SHIPPING: FOB NC (Zip Code 27540)**

Model	Carton Wt.	LTL Class / NMFC#
CAS.LOCK	2 lbs.	65 / 041725

# SEATING ACCESSORIES



## 82X-FEET Wooden Feet for InterPlay Series

### DIMENSIONS

Overall Size	Accessory for Models
3.75" H x 2.50" W x 2.50" D	821, 821-NT, 822, 822-NT

SHIPPING: FOB NC (Zip Code 27540)

Model	Carton Wt.	LTL Class / NMFC#
82X-FEET	2 lbs.	65 / 041725

### PRICING

Model	List / MSRP
82X-FEET	\$18.00

Color	Features	Notes
BRONZ = Bronze TNGST = Tungsten	<ul style="list-style-type: none"> <li>Wood feet for InterPlay Series</li> <li>Installs easily with no tools required</li> </ul>	<ul style="list-style-type: none"> <li>Price is for a set of 2 feet</li> </ul>



## A310N Arms for Model 310 Series

### DIMENSIONS

Overall Size	Accessory for Models
5.75" - 8.25" H x 3" W x 9.50" D	310-F, 310-P, 310-VAM

SHIPPING: FOB AZ (Zip Code 85031), KS (Zip Code 66021), NC (Zip Code 27540)

Model	Carton Size	Carton Cube	Carton Wt.	FedEx Dim. Wt.	LTL Class / NMFC#
A310N	13" x 10" x 4"	0.30 cu. ft.	2 lbs.	3	85 / 082870-02

### PRICING

Model	List / MSRP
A310N	\$46.00

Color	Features	Notes
Black	<ul style="list-style-type: none"> <li>Arms for Model 310 Series</li> <li>Can be screwed into place</li> <li>When attached, chairs cannot be ganged</li> </ul>	<ul style="list-style-type: none"> <li>Price is for a set of 2 arms</li> </ul>



## AA-1 Adjustable Arms for Models 105, 118-2, 119-VAM, 241, 521

### DIMENSIONS

Overall Size	Accessory for Models
5.75" - 8.25" H x 3" W x 9.50" D	105, 118-2, 119-VAM, 241, 241-VAM, 521-LX-T-AA

SHIPPING: FOB AZ (Zip Code 85031), KS (Zip Code 66021), NC (Zip Code 27540), PA (Zip Code 18031)

Model	Carton Size	Carton Cube	Carton Wt.	FedEx Dim. Wt.	LTL Class / NMFC#
AA-1	13" x 10" x 6"	0.45 cu. ft.	7 lbs.	4	85 / 082870-02

### PRICING

Model	List / MSRP
AA-1	\$80.00

Color	Features	Notes
Black	<ul style="list-style-type: none"> <li>Height adjustable to 7 positions</li> <li>2" width adjustable</li> </ul>	<ul style="list-style-type: none"> <li>Price is for a set of 2 arms</li> </ul>



## AA-3 Adjustable Arms for Models 130, 326 & 336

### DIMENSIONS

Overall Size	Accessory for Models
5.75" - 8.25" H x 3" W x 9.50" D	130, 326, 336

SHIPPING: FOB AZ (Zip Code 85031), KS (Zip Code 66021), NC (Zip Code 27540)

Model	Carton Size	Carton Cube	Carton Wt.	FedEx Dim. Wt.	LTL Class / NMFC#
AA-3	14" x 9" x 8"	0.58 cu. ft.	6 lbs.	5	85 / 082870-02

### PRICING

Model	List / MSRP
AA-3	\$80.00

Color	Features	Notes
Black	<ul style="list-style-type: none"> <li>Height adjustable to 7 positions</li> <li>Width adjustable 1" - 2" at time of assembly</li> </ul>	<ul style="list-style-type: none"> <li>Price is for a set of 2 arms</li> </ul>



## AA-6 Adjustable Arms for Model 700

### DIMENSIONS

Overall Size	Accessory for Model
11.50" H x 3.50" W x 9" D	700

SHIPPING: FOB AZ (Zip Code 85031) or NC (Zip Code 27540)

Model	Carton Size	Carton Cube	Carton Wt.	FedEx Dim. Wt.	LTL Class / NMFC#
AA-6	14" x 10" x 9"	0.73 cu. ft.	8 lbs.	7	85 / 082870-02

### PRICING

Model	List / MSRP
AA-6	\$116.00

Color	Features	Notes
Black	<ul style="list-style-type: none"> <li>Heavy-duty polyurethane construction</li> <li>Adjustable height and width</li> </ul>	<ul style="list-style-type: none"> <li>Price is for a set of 2 arms</li> </ul>





## DK-2 Drafting Kit

### PRICING

Model	List /MSRP
DK-2	\$80.00

### DIMENSIONS

Overall Size	Accessory for Models
19" diameter foot ring	105, 118-2, 119-VAM, 122, 125, 130, 150, 200, 241, 241-VAM, 326, 336, 902, 902-VAM

Color	Features
Black	<ul style="list-style-type: none"> <li>Includes steel foot ring and height extenders</li> <li>Choose which extender to use during assembly</li> <li>9" extender increases seat height 5" to 6"</li> <li>12" extender increases seat height 8" to 9"</li> </ul>

**SHIPPING: FOB KS** (Zip Code 66021), **NC** (Zip Code 27540), **PA** (Zip Code 18031)

Model	Carton Size	Carton Cube	Carton Wt.	FedEx Dim. Wt.	LTL Class / NMFC#
DK-2	22" x 20" x 3"	0.76 cu. ft.	6 lbs.	7	100 / 083270

## GB Ganging Brackets

### PRICING

Model	List /MSRP
GB	\$23.00



### DIMENSIONS

Overall Size	Accessory for Models
1.25" H x 4" W x 1.125" D	403, 403-VAM, 405, 405-VAM, 407, 407-VAM, 409, 409-VAM, 503-L

Color	Features	Notes
Black	<ul style="list-style-type: none"> <li>Used to connect two chairs together</li> </ul>	<ul style="list-style-type: none"> <li>Price is for a set of 2 brackets</li> <li>2 sets needed to connect 2 chairs</li> </ul>

**SHIPPING: FOB AZ** (Zip Code 85031) or **NC** (Zip Code 27540)

Model	Carton Wt.	LTL Class / NMFC#
GB	2 lbs.	65 / 041725

## GB-UNO Ganging Brackets for Uno & Triumph Series

### PRICING

Model	List /MSRP
GB-UNO	\$12.00



### DIMENSIONS

Overall Size	Accessory for Models
1.25" H x 4" W x 1.125" D	420, 421, 422, 423, 3000's

Color	Features	Notes
Chrome	<ul style="list-style-type: none"> <li>Used to connect two chairs together</li> </ul>	<ul style="list-style-type: none"> <li>Price is for a set of 2 brackets</li> <li>2 sets needed to connect 2 chairs</li> </ul>

**SHIPPING: FOB NC** (Zip Code 27540)

Model	Carton Wt.	LTL Class / NMFC#
GB-UNO	2 lbs.	65 / 041725

## GLIDES Glides for 5-Star Base Chairs

### PRICING

Model	List /MSRP
GLIDES	\$26.00



### DIMENSIONS

Overall Size	Accessory for Models
1.25" H x 2" W x 2" D	Any 5-star base chair or stool

Color	Features	Notes
Black	<ul style="list-style-type: none"> <li>Great for keeping chair in place</li> <li>Protects floors from scuff marks</li> </ul>	<ul style="list-style-type: none"> <li>Price is for a set of 5 glides</li> </ul>

**SHIPPING: FOB NC** (Zip Code 27540)

Model	Carton Size	Carton Cube	Carton Wt.	FedEx Dim. Wt.	LTL Class / NMFC#
GLIDES	4" x 4" x 12"	0.20	1 lb.	1	65 / 095060

## HF-CASTER Hard Floor Casters



Model	Accessory for Model
HF-CASTER	Any 5-star base chair or stool with a maximum weight capacity of 250 lbs.

### DIMENSIONS

Overall Size
2.75" Diameter

### PRICING

Model	List / MSRP
HF-CASTER	\$60.00

Color	Features	Notes
Black	<ul style="list-style-type: none"> <li>• Durable plastic</li> <li>• Smooth rolling</li> <li>• For use on non-carpeted surfaces</li> </ul>	<ul style="list-style-type: none"> <li>• Price is for a set of 5 casters</li> </ul>

### SHIPPING: FOB NC (Zip Code 27540)

Models	Carton Wt.	LTL Class / NMFC#
HF-CASTER	2 lbs.	65 / 041725

## 700-HF-CASTER Hard Floor Casters for Big & Tall Chairs



Models	Accessory for Models
700-HF-CASTER	Big & Tall chairs: 247, 247-VAM, 700, 700-AA6, 710, 711, 800-L

### DIMENSIONS

Overall Size
2.75" Diameter

### PRICING

Model	List / MSRP
700-HF-CASTER	\$66.00

Color	Features	Notes
Black & Silver	<ul style="list-style-type: none"> <li>• Durable plastic</li> <li>• Smooth rolling</li> <li>• For use on non-carpeted surfaces</li> </ul>	<ul style="list-style-type: none"> <li>• Price is for a set of 5 casters</li> </ul>

### SHIPPING: FOB NC (Zip Code 27540)

Model	Carton Wt.	LTL Class / NMFC#
700-HF-CASTER	2 lbs.	65 / 041725

## NET.B.LEG-P NET Beam Hard Floor/ Ground Mounting Kit



Accessory for:
All NET Series Beams: NB-3, NB-4, NB-5

### SHIPPING: FOB NC (Zip Code 27540)

Model	Carton Size	Carton Cube	Carton Wt.	FedEx Dim. Wt.	LTL Class / NMFC#
NET.B.LEG-P	7" x 8" x 18"	0.58 cu. ft.	9.10 lbs.	5	300 / 82790-02

### PRICING

Model	List / MSRP
NET.B.LEG-P	\$83.00

Color	Features	Notes
Gray	<ul style="list-style-type: none"> <li>• Gray powder-coated steel to match beams</li> </ul>	<ul style="list-style-type: none"> <li>• Optional mounting kit that allows for permanent installation into hard floor or concrete</li> </ul>

eat <sup>snack</sup>  
rest <sup>hydrate</sup>  
break <sup>talk</sup>  
collaborate



# TABLES & DESKS

## 55118 Modular Conference Table



### DIMENSIONS

Overall Size
29.25" H x 93.50" W x 47.25" D
Interior Leg Space: 28" H x 57" W

Finishes	Base Style	Features
Cherry Top/Silver Frame Graphite Top/Black Frame Maple Top/Silver Frame	Steel slab	<ul style="list-style-type: none"> <li>No tools required for assembly</li> <li>Scratch-resistant powder-coated paint finish on steel frame</li> <li>Thermofused melamine finish on table top with self edge banding</li> <li>1.25" thick tabletop comes in 3 pieces</li> <li>Leveling glides included</li> </ul>
CHY = Cherry GRPT = Graphite MPL = Maple		

### PRICING

Model	List /MSRP
55118	\$1,400.00

### SHIPPING: FOB NC (Zip Code 27540)

Model 55118	Carton Size	Carton Cube	Carton Wt.	FedEx Dim. Wt.	LTL Class / NMFC#
Top	50" x 33" x 5"	4.77 cu. ft.	118 lbs.	LTL only	65 / 082100-10
Modesty Panel & Legs	64" x 30" x 5"	+ 5.55 cu. ft.	+ 68 lbs.	LTL Only	85 / 082100-08

## 55129 43" Round Meeting Table



### DIMENSIONS

Overall Size
29.75" H x 43.50" W x 43.50" D (round)
Interior Leg Space: 28.75" H x 21.50" W x 21" D

Finishes	Base Style	Features
CHY = Cherry GRPT = Graphite MPL = Maple	X-base	<ul style="list-style-type: none"> <li>No tools required for assembly</li> <li>Thermofused melamine finish with self edge banding</li> <li>3/4" thick table top</li> <li>Base has steel caps</li> <li>Leveling glides included</li> </ul>

### PRICING

Model	List /MSRP
55129	\$700.00

### SHIPPING: FOB NC (Zip Code 27540)

Model	Carton Size	Carton Cube	Carton Wt.	FedEx Dim. Wt.	LTL Class / NMFC#
55129	46" x 45" x 5"	5.99 cu. ft.	72 lbs.	LTL only	85 / 082100-08

## GT3977 Glass Conference Table 39" x 77"

## GT4794 Glass Conference Table 47" x 94"

### DIMENSIONS

Overall Size Model GT3977	Overall Size Model GT4794
28.50" H x 77" W x 39" D Interior Leg Space: 28" H x 42" W	30" H x 94.50" W x 47.25" D Interior Leg Space: 29.50" H x 55" W

### PRICING

Models	List /MSRP
GT3977	\$1,899.00
GT4794	\$2,866.00

Top	Base Finish
Clear Tempered Glass	Stainless Steel

Features
<ul style="list-style-type: none"> <li>5/8" thick tempered glass table top</li> <li>Select quality glass for transparency</li> <li>Stainless steel frame</li> <li>Simple and elegant shape</li> </ul>

### SHIPPING: FOB NC (Zip Code 27540)

Models	Pallet Size	Carton Cube	Carton Wt.	FedEx Dim. Wt.	LTL Class / NMFC#
GT3977	84" x 48" x 24"	56 cu. ft. Includes Pallet	310 lbs. Includes Pallet	LTL Only LTL Only	150 / 082100-4
GT4794	100" x 52" x 24"	72 cu. ft. Includes Pallet	416 lbs. Includes Pallet	LTL Only LTL Only	150 / 082100-4

Pallets can hold up to 5 complete tables.

**T3672MB Mesh Base Conference Table 36" x 72"**

**PRICING**

Model	List /MSRP
T3672MB	\$1,063.00

**DIMENSIONS**



Overall Size	Top Finishes	Base Finishes	Features
29.50" H x 72" W x 36" D  Interior Leg Space: 28.25" H x 57.50" W	EOAK = English Oak GRY = Gray Nebula MHGY = Mahogany	Silver metal base with wrapped black mesh accent	<ul style="list-style-type: none"> <li>Elegant black metal mesh-covered base</li> <li>High-pressure laminate surface</li> <li>Black 3mm T-mold protective edge banding</li> <li>1.25" thick table top</li> <li>Nylon-faced leveling glides</li> <li>Easy assembly</li> </ul>

**SHIPPING: FOB NC (Zip Code 27540)**

Model T3672MB	Carton Size	Carton Cube	Carton Wt.	FedEx Dim. Wt.	LTL Class / NMFC#
Table top Base	72" x 2" x 36" + 58" x 8" x 6"	3.00 cu. ft. + 1.61 cu. ft.	80 lbs. + 31 lbs.	LTL only LTL only	60 / 082100-11 65 / 082100-10



**T4896MB Mesh Base Conference Table 48" x 96"**

**PRICING**

Model	List /MSRP
T4896MB	\$1,286.00

**DIMENSIONS**



Overall Size	Top Finishes	Base Finishes	Features
29.50" H x 96" W x 48" D  Interior Leg Space: 28.25" H x 81.50" W	EOAK = English Oak GRY = Gray Nebula MHGY = Mahogany	Silver metal base with wrapped black mesh accent	<ul style="list-style-type: none"> <li>Elegant black metal mesh-covered base</li> <li>High-pressure laminate surface</li> <li>Black 3mm T-mold protective edge banding</li> <li>1.25" thick table top</li> <li>Nylon-faced leveling glides</li> <li>Easy assembly</li> </ul>

**SHIPPING: FOB NC (Zip Code 27540)**

Model T4896MB	Carton Size	Carton Cube	Carton Wt.	FedEx Dim. Wt.	LTL Class / NMFC#
Table top Base	96" x 48" x 3" + 76" x 13" x 5"	8.00 cu. ft. + 2.86 cu. ft.	142 lbs. + 60 lbs.	LTL only LTL only	65 / 082100-10 65 / 082100-10





**T3672RT Racetrack Conference Table 36" x 72"**

**T4896RT Racetrack Conference Table 48" x 96"**

**PRICING**

Models	List /MSRP
T3672RT	\$1,063.00
T4896RT	\$1,286.00

**DIMENSIONS**

Overall Size Model T3672RT	Overall Size Model T4896RT
29" H x 72" W x 36" D  	29" H x 96" W x 48" D  

Finishes	Base	Features
OAK = Medium Oak GRY = Gray MHGY = Mahogany	Slab base	<ul style="list-style-type: none"> <li>High-pressure laminate surface</li> <li>Black 3mm T-mold protective edge banding</li> <li>Lightweight honeycomb construction</li> <li>Nylon-faced leveling glides</li> <li>Easy assembly</li> </ul>

**SHIPPING: FOB NC (Zip Code 27540)**

Models	Carton Size	Carton Cube	Carton Wt.	FedEx Dim. Wt.	LTL Class / NMFC#
T3672RT	72" x 38" x 4"	6.33 cu. ft.	99 lbs.	LTL only	70 / 082100-09
T4896RT	96" x 49" x 4"	10.88 cu. ft.	128 lbs.	LTL only	85 / 082100-08



# TABLES & DESKS

- 2010 Profile Series Wedge Table
- 2012 Profile Series Cocktail Table
- 2014 Profile Series End Table
- 2016 Profile Series Lamp Table



## PRICING

Models	List /MSRP
2010	\$536.00
2012	\$680.00
2014	\$626.00
2016	\$643.00



2010

2012



2014

2016

Laminate Finishes	Features
<ul style="list-style-type: none"> <li>• Asian Night Top w/Black Leg Panel</li> <li>• Painted Screen Top w/Gray Leg Panel</li> <li>• Windswept Bronze Top w/Brown Leg Panel</li> </ul> <p>ANB = Asian Night/Black PCA = Painted Screen/Gray WBMZ = Windswept Bronze/Brown</p>	<ul style="list-style-type: none"> <li>• Modern design, classic shapes</li> <li>• Sturdy, round steel tube legs with chrome finish</li> <li>• 3/4" thick top, 1" thick leg panel</li> <li>• Self edge high-pressure laminate top &amp; leg panel</li> <li>• Chrome-plated stand-offs &amp; legs</li> </ul>

## DIMENSIONS

Top Size Model 2010	Overall Size Model 2010	Weight Capacity
3" x 24" x 15"	17" H x 15" W x 24" D	40 lbs.
Top Size Model 2012	Overall Size Model 2012	Weight Capacity
16" x 40" x 20"	17" H x 20" W x 40" D	40 lbs.
Top Size Model 2014	Overall Size Model 2014	Weight Capacity
20" x 20"	17" H x 20" W x 20" D	40 lbs.
Top Size Model 2016	Overall Size Model 2016	Weight Capacity
20" x 26"	17" H x 20" W x 26" D	40 lbs.

## SHIPPING: FOB NC (Zip Code 27540)

Models	Carton Size	Carton Cube	Carton Wt.	FedEx Dim. Wt.	LTL Class / NMFC#
2010	30" x 21" x 7"	2.55 cu. ft.	21 lbs.	23	100 / 082100-06
2012	46" x 26" x 5"	3.46 cu. ft.	38 lbs.	31	92.50 / 082100-07
2014	26" x 26" x 7"	2.74 cu. ft.	28 lbs.	25	92.50 / 082100-07
2016	46" x 26" x 5"	3.46 cu. ft.	34 lbs.	31	92.50 / 082100-07

## ET2020 End Table with 4 Legs

## PRICING

Model	List /MSRP
ET2020	\$240.00

## DIMENSIONS



Overall Size	Top Finishes	Leg Finishes	Base	Features
16" H x 20" W x 20" D	<p>CHY = Cherry GRY = Gray MHGY = Mahogany OAK = Oak</p>	<p>BLG = Black SLG = Silver</p>	4 legs	<ul style="list-style-type: none"> <li>• Your choice of black or silver legs</li> <li>• 18-gauge steel legs</li> <li>• High-pressure 1.25" thick laminate top</li> <li>• 45+ lbs. density, industrial grade particleboard top</li> <li>• Black 3mm T-mold protective edge banding</li> </ul>

## SHIPPING: FOB NC (Zip Code 27540)

Model ET2020	Carton Size	Carton Cube	Carton Wt.	FedEx Dim. Wt.	LTL Class / NMFC#
Table Top	25" x 24" x 7"	2.43 cu. ft.	24 lbs.	22	92.50 / 082100-07
Legs	18" x 9" x 3"	0.28 cu. ft.	6 lbs.	3	70 / 082890-09

## ET2040 Magazine Table with 4 Legs

## PRICING

Model	List /MSRP
ET2040	\$330.00

## DIMENSIONS



Overall Size	Top Finishes	Leg Finishes	Base	Features
16" H x 40" W x 20" D	<p>CHY = Cherry GRY = Gray MHGY = Mahogany OAK = Oak</p>	<p>BLG = Black SLG = Silver</p>	4 legs	<ul style="list-style-type: none"> <li>• Your choice of black or silver legs</li> <li>• 18-gauge steel legs</li> <li>• High-pressure 1.25" thick laminate top</li> <li>• 45+ lbs. density, industrial grade particleboard top</li> <li>• Black 3mm T-mold protective edge banding</li> </ul>

## SHIPPING: FOB NC (Zip Code 27540)

Model ET2040	Carton Size	Carton Cube	Carton Wt.	FedEx Dim. Wt.	LTL Class / NMFC#
Table Top	43" x 25" x 7"	4.35 cu. ft.	38 lbs.	39	100 / 082100-06
Legs	18" x 9" x 3"	0.28 cu. ft.	6 lbs.	3	70 / 082890-09

**ET3030 Corner Table with 5 Legs**

**PRICING**

Model	List /MSRP
ET3030	\$343.00



**DIMENSIONS**

Overall Size
16" H x 41" W x 34.25" D

Top Finishes	Leg Finishes	Base Style	Features	Notes
CHY = Cherry GRY = Gray MHGY = Mahogany OAK = Oak	BLG = Black SLG = Silver	5 legs	<ul style="list-style-type: none"> <li>Your choice of black or silver legs</li> <li>18-gauge steel legs</li> <li>High-pressure 1.25" thick laminate top</li> <li>45+ lbs. density, industrial grade particleboard top</li> <li>Black 3mm T-mold protective edge banding</li> </ul>	<ul style="list-style-type: none"> <li>This product incurs an additional FedEx shipping surcharge due to its size</li> </ul>

**SHIPPING: FOB NC (Zip Code 27540)**

Model ET3030	Carton Size	Carton Cube	Carton Wt.	FedEx Dim. Wt.	LTL Class / NMFC#
Legs	17" x 11" x 3"	0.32 cu. ft.	7 lbs.	3	70 / 082790-09
Table top	35" x 33" x 8"	5.35 cu. ft.	+ 42 lbs.	48	100 / 082100-06

**TABLE2020 End Table with Sled Base**

**PRICING**

Model	List /MSRP
TABLE2020	\$240.00



**DIMENSIONS**

Overall Size
16" H x 20" W x 20" D

Top Finishes	Base Style	Features
CHY = Cherry GRY = Gray MHGY = Mahogany OAK = Oak	Black sled base	<ul style="list-style-type: none"> <li>18-gauge steel sled base</li> <li>High-pressure 1.25" thick laminate top</li> <li>45+ lbs. density, industrial grade particleboard top</li> <li>Black 3mm T-mold protective edge banding</li> </ul>

**SHIPPING: FOB AZ (Zip Code 85031) or NC (Zip Code 27540)**

Model	Carton Size	Carton Cube	Carton Wt.	FedEx Dim. Wt.	LTL Class / NMFC#
TABLE2020	25" x 24" x 7"	2.43 cu. ft.	24 lbs.	22	92.50 / 082100-07

**TABLE2040 Magazine Table with Sled Base**

**PRICING**

Model	List /MSRP
TABLE2040	\$330.00



**DIMENSIONS**

Overall Size
16" H x 40" W x 20" D

Top Finishes	Base Style	Features
CHY = Cherry GRY = Gray MHGY = Mahogany OAK = Oak	Black sled base	<ul style="list-style-type: none"> <li>18-gauge steel sled base</li> <li>High-pressure 1.25" thick laminate top</li> <li>45+ lbs. density, industrial grade particleboard top</li> <li>Black 3mm T-mold protective edge banding</li> </ul>

**SHIPPING: FOB AZ (Zip Code 85031) or NC (Zip Code 27540)**

Model	Carton Size	Carton Cube	Carton Wt.	FedEx Dim. Wt.	LTL Class / NMFC#
TABLE2040	43" x 25" x 7"	4.35 cu. ft.	38 lbs.	39	100 / 082100-06

**TABLE3030 Corner Table with Sled Base**

**PRICING**

Model	List /MSRP
TABLE3030	\$343.00



**DIMENSIONS**

Overall Size
16" H x 41.25" W x 34.75" D

Top Finishes	Base Style	Features	Notes
CHY = Cherry GRY = Gray MHGY = Mahogany OAK = Oak	Black sled base + one black leg	<ul style="list-style-type: none"> <li>18-gauge steel sled base &amp; leg</li> <li>High-pressure 1.25" thick laminate top</li> <li>45+ lbs. density, industrial grade particleboard top</li> <li>Black 3mm T-mold protective edge banding</li> </ul>	<ul style="list-style-type: none"> <li>This product incurs an additional FedEx shipping surcharge due to its size</li> </ul>

**SHIPPING: FOB AZ (Zip Code 85031) or NC (Zip Code 27540)**

Model	Carton Size	Carton Cube	Carton Wt.	FedEx Dim. Wt.	LTL Class / NMFC#
TABLE3030	35" x 33" x 8"	5.35 cu. ft.	42 lbs.	48	100 / 082100-06

# TABLES & DESKS

## 55102 Modular Study Carrel 24" x 48"



### DIMENSIONS

Overall Size	Interior Space
50.50" H x 49" W x 24.50" D Table Height: 29.75"	28.50" H x 43.25" W With optional keyboard tray: 25.25" H x 43.25" W

SHIPPING: FOB NC (Zip Code 27540)

Model 55102	Carton Size	Carton Cube	Carton Wt.	FedEx Dim. Wt.	LTL Class / NMFC#
Table	51" x 26" x 7"	5.37 cu. ft.	53 lbs.	48	92.50 / 082100-07
Back panel	+ 51" x 24" x 4"	+ 2.83 cu. ft.	+ 20 lbs.	+ 26	125 / 082100-05
Side panel set	+ 26" x 21" x 4"	+ 1.26 cu. ft.	+ 13 lbs.	+ 12	85 / 082100-08



### PRICING

Model	List / MSRP
55102	\$853.00

Finishes	Features
Cherry w/Silver Frame Graphite w/Black Frame Maple w/Silver Frame  CHY = Cherry GRPT = Graphite MPL = Maple	<ul style="list-style-type: none"> <li>No tools required for assembly</li> <li>Scratch-resistant powder-coated paint finish on durable steel base and frame</li> <li>Thermofused melamine finish with self edge</li> <li>Includes one of models 55103, 55150, and 55151</li> <li>Wire grommet</li> <li>Detachable metal strip for magnets</li> <li>Optional keyboard tray available (see Model 55KBS pg. 132)</li> </ul>
Base Finish	
Powder-coated painted steel	

## 55103 Modular Table 24" x 48"



### DIMENSIONS

Overall Size
29.50" H x 48" W x 24" D (30.75" H w/casters) Interior Leg Space: 28.50" H x 43.25" W (25.25" H w/optional keyboard tray)

SHIPPING: FOB NC (27540)

Model	Carton Size	Carton Cube	Carton Wt.	FedEx Dim. Wt.	LTL Class / NMFC#
55103	51" x 26" x 7"	5.37 cu. ft.	53 lbs.	48	92.50 / 082100-07



### PRICING

Model	List / MSRP
55103	\$423.00

Finishes	Base Finish	Features
Cherry w/Silver Frame Graphite w/Black Frame Maple w/Silver Frame  CHY = Cherry GRPT = Graphite MPL = Maple	Powder-coated painted steel	<ul style="list-style-type: none"> <li>No tools required for assembly</li> <li>Scratch-resistant powder-coated paint finish on durable steel base and frame</li> <li>Thermofused melamine finish with self edge</li> <li>Leveling glides included</li> <li>Optional keyboard tray available (see Model 55KBS pg. 132)</li> <li>Optional casters available (see Model 55CAS pg. 131)</li> <li>Wire management table top grommet</li> </ul>

## 55106 Mobile File Pedestal



### DIMENSIONS

Overall Size
23" H x 17" W x 21.25" D

SHIPPING: FOB AZ (Zip Code 85031) or NC (Zip Code 27540)

Model	Carton Size	Carton Cube	Carton Wt.	FedEx Dim. Wt.	LTL Class / NMFC#
55106	20" x 24" x 24"	6.66 cu. ft.	52 lbs.	60	100 / 039270-06

### PRICING

Model	List / MSRP
55106	\$413.00

Finishes	Base	Features
Top & Front/Side: Cherry/Silver Graphite/Black Maple/Silver Walnut/Silver White/White  CHY = Cherry GRPT = Graphite MPL = Maple WALNUT = Walnut WHITE = White	Casters	<ul style="list-style-type: none"> <li>5 casters for easy mobility (2 lock for stability)</li> <li>Thermofused melamine finish with self edge</li> <li>Scratch-resistant powder-coated paint finish on steel frame</li> <li>Box and file drawers are central locking</li> <li>File drawer designed for letter or legal hanging folders</li> <li>Product comes partially assembled — just add casters</li> </ul>

## 55107 Quarter Round Table/Telephone Stand



### DIMENSIONS

Overall Size
29.50" H x 33.25" W x 23.25" D (30.75" H w/casters)

SHIPPING: FOB NC (Zip Code 27540)

Model	Carton Size	Carton Cube	Carton Wt.	FedEx Dim. Wt.	LTL Class / NMFC#
55107	30" x 26" x 5"	2.27 cu. ft.	24 lbs.	20	85 / 082100-08



### PRICING

Model	List / MSRP
55107	\$230.00

Finishes	Base Finish	Features
Cherry w/Silver Frame Graphite w/Black Frame Maple w/Silver Frame  CHY = Cherry GRPT = Graphite MPL = Maple	Powder-coated painted steel	<ul style="list-style-type: none"> <li>No tools required for assembly</li> <li>Thermofused melamine finish with self edge</li> <li>Scratch-resistant powder-coated paint finish on steel base</li> <li>Optional casters available (see Model 55CAS pg. 131)</li> <li>Leveling glides</li> </ul>



**55111 Multi-Use Modular Table 24" x 48"**



Shown with optional casters



**PRICING**

Model	List /MSRP
55111	\$263.00

**DIMENSIONS**

Overall Size
27.50" H x 47.25" W x 23.75" D (29" H w/casters)
Interior Leg Space: 28" H x 32.50" W

Finishes	Base	Features
Cherry w/Silver Frame Graphite w/Black Frame Maple w/Silver Frame  CHY = Cherry GRPT = Graphite MPL = Maple	Powder-coated painted steel	<ul style="list-style-type: none"> <li>No tools required for assembly</li> <li>Scratch-resistant powder-coated paint finish on durable steel base and frame</li> <li>Thermofused melamine finish with self edge</li> <li>Optional casters available (see Model 55CAS pg. 131)</li> <li>Leveling glides included</li> </ul>

**SHIPPING: FOB NC (Zip Code 27540)**

Model	Carton Size	Carton Cube	Carton Wt.	FedEx Dim. Wt.	LTL Class / NMFC#
55111	51" x 26" x 6"	4.60 cu. ft.	44 lbs.	35	92.50 / 082100-07

**55116 Venice Series Executive Storage Cabinet**



**PRICING**

Model	List /MSRP
55116	\$1,910.00

**DIMENSIONS**

Overall Size
57" H x 53" W x 18" D

Finishes	Base	Features
Cherry Walnut  Special Order: Graphite & Maple  CHY = Cherry GRPT = Graphite MPL = Maple WLNT = Walnut	Leveling Glides	<ul style="list-style-type: none"> <li>No tools required for assembly</li> <li>Individual compartment behind each door - all have 3 shelves with 2 of them position adjustable</li> <li>Thermofused melamine finish with self edge</li> <li>Leveling glides included</li> </ul>

**SHIPPING: FOB NC (Zip Code 27540)**

Model 55116	Carton Size	Carton Cube	Carton Wt.	FedEx Dim. Wt.	LTL Class / NMFC#
Carton 1	58" x 33" x 9"	9.97 cu. ft.	165 lbs.	LTL only	70 / 082100-09
Carton 2	+ 61" x 35" x 6"	+ 7.41 cu. ft.	+ 112 lbs.	LTL only	70 / 082100-09

**55125 Milano Series 3-Tier Bookcase**



**PRICING**

Model	List /MSRP
55125	\$760.00

**DIMENSIONS**

Overall Size
49.25" H x 33.25" W x 13.50" D

Finishes	Base	Features
Cherry Maple  Special Order: Graphite & Walnut  CHY = Cherry GRPT = Graphite MPL = Maple WNT = Walnut	Leveling Glides	<ul style="list-style-type: none"> <li>No tools required for assembly</li> <li>Thermofused melamine finish with self edge</li> <li>2 adjustable position shelves</li> <li>Leveling glides included</li> </ul>

**SHIPPING: FOB NC (Zip Code 27540)**

Model	Carton Size	Carton Cube	Carton Wt.	FedEx Dim. Wt.	LTL Class / NMFC#
55125	52" x 33" x 5"	4.97 cu. ft.	89 lbs.	LTL only	85 / 080020-04

**55135 Sliding Door Credenza**



**PRICING**

Model	List /MSRP
55135	\$1,026.00

**DIMENSIONS**

Overall Size
29.50" H x 55.25" W x 20.50" D

Finishes	Base	Features
Cherry Graphite Maple White  Special Order: Walnut  CHY = Cherry GRPT = Graphite MPL = Maple WHITE = White	Leveling Glides	<ul style="list-style-type: none"> <li>No tools required for assembly</li> <li>Thermofused melamine finish with self edge</li> <li>3/4" thick top</li> <li>One shelf inside (non-adjustable)</li> <li>Locking, sliding doors</li> <li>Leveling glides included</li> </ul>

**SHIPPING: FOB NC (Zip Code 27540)**

Model 55135	Carton Size	Carton Cube	Carton Wt.	FedEx Dim. Wt.	LTL Class / NMFC#
Carton 1	59" x 23" x 6"	4.71 cu. ft.	66 lbs.	LTL only	125 / 080080
Carton 2	+ 57" x 31" x 6"	+ 6.14 cu. ft.	+ 91 lbs.	LTL only	125 / 080080

# TABLES & DESKS

55139 Modular Training/Utility Table 24" x 36"

55141 Modular Training/Utility Table 20" x 55"

55142 Modular Training/Utility Table 24" x 55"



## PRICING

Models	List /MSRP
55139	\$400.00
55141	\$446.00
55142	\$513.00

## DIMENSIONS

Overall Size Model 55139	Overall Size Model 55141	Overall Size Model 55142
29.50" H x 35.50" W x 23.75" D (31" H w/casters) Interior Leg Space: 28.25" H x 31.75" W	29.50" H x 55.25" W x 20" D (31" H w/casters) Interior Leg Space: 28.25" H x 48.75" W	29.50" H x 55.25" W x 23.75" D (31" H w/casters) Interior Leg Space: 28.25" H x 48.75" W

Finishes	Base Finish	Features
Cherry w/Silver Frame Graphite w/Black Frame Maple w/Silver Frame  CHY = Cherry GRPT = Graphite MPL = Maple	Powder-coated painted steel	<ul style="list-style-type: none"> <li>• No tools required for assembly</li> <li>• Scratch-resistant powder-coated paint finish on durable steel base and frame</li> <li>• Thermofused melamine finish with self edge</li> <li>• Optional casters available (see Model 55CAS pg. 131)</li> <li>• Optional keyboard tray available on Model 55142 (see Model 55KBS pg. 132)</li> <li>• Wire management table top grommet on Model 55139</li> <li>• Leveling glides included</li> </ul>

## SHIPPING: FOB NC (Zip Code 27540)

Models	Carton Size	Carton Cube	Carton Wt.	FedEx Dim. Wt.	LTL Class /NMFC#
55139	39" x 26" x 6"	3.52 cu. ft.	39 lbs.	32	85 / 082100-08
55141	61" x 23" x 6"	4.87 cu. ft.	50 lbs.	44	85 / 082100-08
55142	61" x 26" x 5"	4.59 cu. ft.	56 lbs.	41	85 / 082100-08

**55145 Venice Series Executive Desk Shell 36" x 72"**



**PRICING**

Model	List /MSRP
55145	\$1,556.00

**DIMENSIONS**

Overall Size
29.50" H x 72" W x 36" D
Interior Leg Space: 28.25" H x 34" W

Finishes	Features
Cherry Walnut  Special Order: Graphite & Maple  CHY = Cherry GRPT = Graphite MPL = Maple WLNT = Walnut	<ul style="list-style-type: none"> <li>• Right or left side desk return available</li> <li>• Elegant desk with contemporary design</li> <li>• No tools required for assembly</li> <li>• Thermofused melamine finish with self edge</li> <li>• Leveling glides included</li> </ul>

**SHIPPING: FOB NC**  
(Zip Code 27540)

Model 55145	Carton Size	Carton Cube	Carton Wt.	FedEx Dim. Wt.	LTL Class / NMFC#
Carton 1	76" x 39" x 6"	10.29 cu. ft.	106 lbs.	LTL only	110 / 081170-02
Carton 2	+ 34" x 30" x 7"	+ 4.13 cu. ft.	+ 85 lbs.	LTL only	70 / 081170-03

**55165 Venice Series Executive Desk Return Shell for Model 55145**



**PRICING**

Model	List /MSRP
55165	\$653.00

**DIMENSIONS**

Overall Size
27.75" H x 47.25" W x 21.50" D
Interior Leg Space: 26.25" H x 39" W

Finishes	Features
Cherry Walnut  Special Order: Graphite & Maple  CHY = Cherry GRPT = Graphite MPL = Maple WLNT = Walnut	<ul style="list-style-type: none"> <li>• Elegant contemporary design</li> <li>• No tools required for assembly</li> <li>• Thermofused melamine finish with self edge</li> <li>• Includes a mobile CPU holder</li> <li>• Leveling glides included</li> </ul>

**SHIPPING: FOB NC**  
(Zip Code 27540)

Model	Carton Size	Carton Cube	Carton Wt.	FedEx Dim. Wt.	LTL Class / NMFC#
55165	51" x 23" x 6"	4.07 cu. ft.	75 lbs.	LTL only	70 / 081170-03

**55148 Modular Privacy Station**



**PRICING**

Model	List /MSRP
55148	\$760.00

**DIMENSIONS**

Overall Size
45" H x 49" W x 24" D

Finishes	Features
Cherry Graphite Maple  CHY = Cherry GRPT = Graphite MPL = Maple	<ul style="list-style-type: none"> <li>• No tools required for assembly</li> <li>• Thermofused melamine finish with self edge</li> <li>• 45" H back for privacy</li> <li>• Model 55CPU holder optional (see pg. 132)</li> <li>• Leveling glides included, 2 wire grommets</li> </ul>

**SHIPPING: FOB NC**  
(Zip Code 27540)

Model	Carton Size	Carton Cube	Carton Wt.	FedEx Dim. Wt.	LTL Class / NMFC#
55148	54" x 28" x 8"	7 cu. ft.	118 lbs.	LTL only	70 / 082100-09

**55153 Modular Study Carrel 24" x 36"**



**PRICING**

Model	List /MSRP
55153	\$780.00

**DIMENSIONS**

Overall Size
50.50" H x 37.50" W x 24.50" D
52" H w/casters
Interior Leg Space: 28.75" H x 38.50" W

Finishes	Base	Features	Notes
Cherry w/Silver Frame Graphite w/Black Frame Maple w/Silver Frame  CHY = Cherry GRPT = Graphite MPL = Maple	Powder-coated painted steel	<ul style="list-style-type: none"> <li>• No tools required for assembly</li> <li>• Thermofused melamine finish with self edge</li> <li>• Wire grommet</li> <li>• Includes the following models: one 55139, one 55151, one 55152</li> <li>• Optional casters (see Model 55CAS pg. 131)</li> <li>• Leveling glides included</li> </ul>	<ul style="list-style-type: none"> <li>• Optional keyboard tray 55KBS will not fit this model</li> </ul>

**SHIPPING: FOB NC**  
(Zip Code 27540)

Model 55153	Carton Size	Carton Cube	Carton Wt.	FedEx Dim. Wt.	LTL Class / NMFC#
Table	39" x 26" x 6"	3.52 cu. ft.	39 lbs.	32	85 / 082100-08
Back panel	+ 38" x 23" x 4"	+ 2.02 cu. ft.	+ 15 lbs.	+ 18	100 / 156600-06
Side panel set	+ 26" x 21" x 4"	+ 1.26 cu. ft.	+ 13 lbs.	+ 12	85 / 082100-08

# TABLES & DESKS

55218 Modular Desk/Worktable 24" x 60"

55219 Modular Desk/Worktable 24" x 72"



## PRICING

Models	List /MSRP
55218	\$513.00
55219	\$686.00

## DIMENSIONS

Overall Size Model 55218	Overall Size Model 55219
29.50" H x 60" W x 24" D (31" H w/casters)	29.50" H x 72" W x 24" D (31" H w/casters)

Finishes	Base
Cherry w/Silver Frame Maple w/Silver Frame  Special Order: Graphite w/Black Frame Walnut w/Silver Frame  CHY = Cherry GRPT = Graphite MPL = Maple WLNT = Walnut	Powder-coated painted steel frame with leveling glides

Features
<ul style="list-style-type: none"> <li>Contemporary modular design</li> <li>No tools required for assembly</li> <li>Scratch-resistant powder-coated paint finish</li> <li>Thermofused melamine finish with self edge</li> <li>Heavy-duty 16-gauge steel construction</li> <li>Optional keyboard tray available on Model 55219 (see Model 55KBS pg. 132)</li> <li>Wire management table top grommet</li> <li>Optional casters available (see Model 55CAS pg. 131)</li> <li>Leveling glides included</li> </ul>

## SHIPPING: FOB NC (Zip Code 27540)

Models	Carton Size	Carton Cube	Carton Wt.	FedEx Dim. Wt.	LTL Class / NMFC#
55218	62" x 26" x 5"	4.66 cu. ft.	59 lbs.	LTL only	85 / 082100-08
55219	75" x 26" x 5"	5.64 cu. ft.	69 lbs.	LTL only	85 / 082100-08

55220 Modular Desk/Worktable 30" x 48"

55221 Modular Desk/Worktable 30" x 60"

55222 Modular Desk/Worktable 30" x



## PRICING

Models	List /MSRP
55220	\$543.00
55221	\$670.00
55222	\$783.00

## DIMENSIONS

Overall Size Model 55220	Overall Size Model 55221	Overall Size Model 55222
29.50" H x 48" W x 30" D (31" H w/casters)	29.50" H x 60" W x 30" D (31" H w/casters)	29.50" H x 72" W x 30" D (31" H w/casters)

Finishes	Base Finish	Features
Cherry w/Silver Frame Maple w/Silver Frame  Special Order: Graphite w/Black Frame Walnut w/Silver Frame  CHY = Cherry GRPT = Graphite MPL = Maple WLNT = Walnut	Powder-coated painted steel frame with leveling glides	<ul style="list-style-type: none"> <li>Contemporary modular design</li> <li>No tools required for assembly</li> <li>Scratch-resistant powder-coated paint finish</li> <li>Thermofused melamine finish with self edge</li> </ul>
		<ul style="list-style-type: none"> <li>Heavy-duty 16-gauge steel construction</li> <li>Wire management table top grommet</li> <li>Optional casters available (see Model 55CAS pg. 131)</li> <li>Leveling glides included</li> </ul>

## SHIPPING: FOB NC (Zip Code 27540)

Models	Carton Size	Carton Cube	Carton Wt.	FedEx Dim. Wt.	LTL Class / NMFC#
55220	51" x 33" x 5"	4.87 cu. ft.	60 lbs.	LTL only	85 / 082100-08
55221	64" x 32" x 6"	7.11 cu. ft.	72 lbs.	LTL only	92.50 / 082100-07
55222	76" x 33" x 6"	8.71 cu. ft.	86 lbs.	LTL only	92.50 / 082100-07

**55244 5-Sided Corner Table 30" x 30"**



**55246 5-Sided Corner Table 24" x 24"**



**PRICING**

Models	List /MSRP
55244	\$696.00
55246	\$576.00

**DIMENSIONS**

Overall Size Model 55244	Overall Size Model 55246
29.50" H x 40.50" W x 40.50" D, side 29.50"	29.50" H x 36.50" W x 36.50" D, side 24"
	

Finishes	Base
Cherry w/Silver Frame Maple w/Silver Frame  Special Order: Graphite w/Black Frame Walnut w/Silver Frame  CHY = Cherry GRPT = Graphite MPL = Maple WLNT = Walnut	Powder-coated painted steel

Features
<ul style="list-style-type: none"> <li>• No tools required for assembly</li> <li>• Contemporary modular design</li> <li>• Scratch-resistant powder-coated paint finish on frame</li> <li>• Corner keyboard tray included</li> <li>• Heavy-duty 16-gauge steel construction</li> <li>• Thermofused melamine finish with self edge</li> <li>• Wire management table top grommet</li> <li>• Leveling glides included</li> </ul>

**SHIPPING: FOB NC (Zip Code 27540)**

Models	Carton Size	Carton Cube	Carton Wt.	FedEx Dim. Wt.	LTL Class / NMFC#
55244	45" x 42" x 6"	6.56 cu. ft.	75 lbs.	LTL only	85 / 082100-08
55246	39" x 38" x 5"	4.29 cu. ft.	64 lbs.	LTL only	70 / 082100-09

**55245 Corner Connector Table 30" Sides**



**PRICING**

Model	List /MSRP
55245	\$350.00



**DIMENSIONS**

Overall Size
30" H x 29.50" W x 29.25" D

Finishes	Base	Features
Cherry w/Silver Frame Maple w/Silver Frame  Special Order: Walnut w/Silver Frame  CHY = Cherry GRPT = Graphite MPL = Maple WLNT = Walnut	Powder-coated painted steel	<ul style="list-style-type: none"> <li>• No tools required for assembly</li> <li>• Contemporary modular design</li> <li>• Thermofused melamine finish with self edge</li> <li>• Heavy-duty 16-gauge steel construction</li> <li>• Leveling glides included</li> </ul>

**SHIPPING: FOB NC (Zip Code 27540)**

Model	Carton Size	Carton Cube	Carton Wt.	FedEx Dim. Wt.	LTL Class / NMFC#
55245	32" x 32" x 4"	2.37 cu. ft.	33 lbs.	22	70 / 082100-09

# TABLES & DESKS

## 55501 Milano Series Executive Desk Shell 36" x 72"



### DIMENSIONS

#### Overall Size

29.50" H x 72.25" W x 36.25" D

**SHIPPING: FOB NC**  
(Zip Code 27540)

Model 55501	Carton Size	Carton Cube	Carton Wt.	FedEx Dim. Wt.	LTL Class / NMFC#
Top & Modest Panel Leg Panels	76" x 38" x 5" + 36" x 30" x 7"	8.36 cu. ft. + 4.38 cu. ft.	98 lbs. + 60 lbs.	LTL only	70 / 081170-03 70 / 081170-03

### PRICING

Model	List / MSRP
55501	\$1,410.00

Finishes	Features
Cherry w/Silver Modesty Panel Maple w/Silver Modesty Panel Special Order: Graphite w/Black Modesty Panel Walnut w/Silver Modesty Panel CHY = Cherry GRPT = Graphite MPL = Maple WNT = Walnut	<ul style="list-style-type: none"> <li>No tools required for assembly</li> <li>Contemporary modular design</li> <li>Thermofused melamine finish with self edge</li> <li>16-gauge steel modesty panel</li> <li>Leveling glides included</li> </ul>

## 55502 Milano Series Executive Desk Return Shell for Model 55501



### DIMENSIONS

#### Overall Size

27.50" H x 47.25" W x 21.75" D

**SHIPPING: FOB NC**  
(Zip Code 27540)

Model	Carton Size	Carton Cube	Carton Wt.	FedEx Dim. Wt.	LTL Class / NMFC#
55502	51" x 27" x 6"	4.78 cu. ft.	67 lbs.	LTL only	70 / 081170-03

### PRICING

Model	List / MSRP
55502	\$666.00

Finishes	Features
Cherry Maple Special Order: Graphite & Walnut CHY = Cherry GRPT = Graphite MPL = Maple WNT = Walnut	<ul style="list-style-type: none"> <li>Can be attached to either the right or left side</li> <li>No tools required for assembly</li> <li>Contemporary modular design</li> <li>Thermofused melamine finish with self edge</li> <li>Wire management table top grommet</li> <li>Includes a mobile CPU holder</li> <li>Leveling glides included</li> </ul>

## 55503 Milano Series Executive Credenza



### DIMENSIONS

#### Overall Size

29.50" H x 63.75" W x 20.50" D

**SHIPPING: FOB NC**  
(Zip Code 27540)

Model 55503	Carton Size	Carton Cube	Carton Wt.	FedEx Dim. Wt.	LTL Class / NMFC#
Carton 1	67" x 23" x 7"	6.24 cu. ft.	98 lbs.	LTL only	125 / 080080
Carton 2	+ 64" x 31" x 6"	+ 6.89 cu. ft.	+ 88 lbs.		125 / 080080

### PRICING

Model	List / MSRP
55503	\$1,453.00

Finishes	Features
Cherry Maple Special Order: Graphite & Walnut CHY = Cherry GRPT = Graphite MPL = Maple WNT = Walnut	<ul style="list-style-type: none"> <li>No tools required for assembly</li> <li>Contemporary modular design</li> <li>Thermofused melamine finish with self edge</li> <li>Shelf is not adjustable</li> <li>Leveling glides included</li> </ul>

## 55504 Milano Series Executive Hutch 18" x 64"



### DIMENSIONS

#### Overall Size

39.50" H x 63.75" W x 17.75" D

**SHIPPING: FOB NC**  
(Zip Code 27540)

Model	Carton Size	Carton Cube	Carton Wt.	FedEx Dim. Wt.	LTL Class / NMFC#
55504	68" x 35" x 8"	11.02 cu. ft.	144 lbs.	LTL only	70 / 080070

### PRICING

Model	List / MSRP
55504	\$1,396.00

Finishes	Features
Cherry Maple Special Order: Graphite & Walnut CHY = Cherry GRPT = Graphite MPL = Maple WNT = Walnut	<ul style="list-style-type: none"> <li>Sits on top of 55503 Credenza</li> <li>No tools required for assembly</li> <li>Contemporary modular design</li> <li>Thermofused melamine finish with self edge</li> </ul>

**55505 Milano Series Three-Drawer File Cabinet with Lock**



**DIMENSIONS**

Overall Size
39.50" H x 20.25" W x 23.25" D



**SHIPPING: FOB NC (Zip Code 27540)**

Model	Carton Size	Carton Cube	Carton Wt.	FedEx Dim. Wt.	LTL Class / NMFC#
55505	22" x 26" x 43"	14.23 cu. ft.	144 lbs.	LTL only	85 / 080270-02

**PRICING**



Model	List /MSRP
55505	\$1,083.00

Finishes	Features
Cherry Maple  Special Order: Graphite & Walnut  CHY = Cherry GRPT = Graphite MPL = Maple WLNT = Walnut	<ul style="list-style-type: none"> <li>No tools required for assembly</li> <li>Contemporary modular design</li> <li>Thermofused melamine finish with self edge</li> <li>Files legal as standard</li> <li>File drawers are central locking</li> <li>Leveling glides included</li> </ul>

**55177 L-Shaped Workstation 72" x 72" with 24" D Top**

**55196 L-Shaped Workstation 60" x 60" with 24" D Top**

**DIMENSIONS**

Overall Size Model 55177	Overall Size Model 55196
29.50" H x 73.25" W x 73.25" L x 23.50" D	29.50" H x 58.75" W x 58.75" L x 23.50" D Tray: 0.75" H x 20.75" W x 12.50" D
	

**SHIPPING: FOB NC (Zip Code 27540)**

Models	Carton Size	Carton Cube	Carton Wt.	FedEx Dim. Wt.	LTL Class / NMFC#
55177	52" x 42" x 7"	8.85 cu. ft.	113 lbs.	LTL only	85 / 082100-08
55196	50" x 40" x 8"	9.26 cu. ft.	98 lbs.	LTL only	93 / 082100-07

**PRICING**

Models	List /MSRP
55177	\$1,116.00
55196	\$1,043.00





Finishes
Cherry w/Silver Frame Maple w/Silver Frame  Special Order: Graphite w/Black Frame Walnut w/Silver Frame  CHY = Cherry GRPT = Graphite MPL = Maple WALNUT = Walnut

Features
<ul style="list-style-type: none"> <li>No tools required for assembly</li> <li>Contemporary modular design</li> <li>Heavy-duty 16-gauge steel construction</li> <li>6' X 6' L-shaped workstation (Model 55177)</li> <li>5' X 5' L-shaped workstation (Model 55196)</li> <li>24" D table surface</li> <li>Sliding keyboard tray included</li> <li>Scratch-resistant powder-coated paint finish on frame</li> <li>Thermofused melamine finish with self edge</li> <li>Model 55196 shown at left with optional CPU holder (Model 55CPU pg. 132)</li> <li>Wire management table top grommet</li> <li>Leveling glides included</li> </ul>

**55223 L-Shaped Workstation 60" x 60" with 30" D Top**

**55224 L-Shaped Workstation 72" x 72" with 30" D Top**

**DIMENSIONS**

Overall Size Model 55223	Overall Size Model 55224
29.50" H x 58.75" W x 58.75" L x 29.50" D	29.50" H x 73.25" W x 73.25" L x 29.50" D
	

**SHIPPING: FOB NC (Zip Code 27540)**

Models	Carton Size	Carton Cube	Carton Wt.	FedEx Dim. Wt.	LTL Class / NMFC#
55223	52" x 44" x 7"	9.27 cu. ft.	103 lbs.	LTL only	85 / 082100-08
55224	60" x 44" x 7"	10.69 cu. ft.	122 lbs.	LTL only	85 / 082100-08

**PRICING**

Models	List /MSRP
55223	\$1,063.00
55224	\$1,130.00



Finishes
Cherry w/Silver Frame Maple w/Silver Frame  Special Order: Graphite w/Black Frame Walnut w/Silver Frame  CHY = Cherry GRPT = Graphite MPL = Maple WLNT = Walnut

Features
<ul style="list-style-type: none"> <li>No tools required for assembly</li> <li>Contemporary modular design</li> <li>Heavy-duty 16-gauge steel construction</li> <li>5' X 5' L-shaped workstation (Model 55223)</li> <li>6' X 6' L-shaped workstation (Model 55224)</li> <li>30" D table surface</li> <li>Sliding keyboard tray included</li> <li>Scratch-resistant powder-coated paint finish on frame</li> <li>Thermofused melamine finish with self edge</li> <li>Wire management table top grommet</li> <li>Optional CPU holder (Model 55CPU pg. 132)</li> <li>Leveling glides included</li> </ul>

# TABLES & DESKS

## 55248 Trapezoid Table 48" x 24"

## 55260 Trapezoid Table 60" x 24"



### PRICING

Models	List /MSRP
55248	\$360.00
55260	\$453.00

### DIMENSIONS

Model 55248	Model 55260
29.50" H x 46.25" W x 23" D (31" H w/casters) Interior Leg Space: 26.75" H x 25.75" W	29.50" H x 60" W x 24" D (31" H w/casters) Interior Leg Space: 26.75" H x 49.75" W

Finishes	Features
Cherry w/Black Frame Maple w/Black Frame  CHY = Cherry MPL = Maple  BLK = Black (frame)	<ul style="list-style-type: none"> <li>No tools required for assembly</li> <li>Includes 2 locking &amp; 2 non-locking casters</li> <li>3/4" thick thermofused melamine top</li> <li>Black 9mm T-mold protective edge banding</li> <li>Heavy-duty 16-gauge steel construction</li> <li>Wire management table top grommet</li> </ul>

### SHIPPING: FOB NC (Zip Code 27540)

Models	Carton Size	Carton Cube	Carton Wt.	FedEx Dim. Wt.	LTL Class / NMFC#
55248	51" x 27" x 7"	5.58 cu. ft.	38 lbs.	LTL only	100 / 082100-06
55260	60" x 27" x 6"	5.63 cu. ft.	44 lbs.	LTL only	100 / 082100-06

## 55290 Marque Single-Unit Reception Station



### DIMENSIONS

Overall Size
Footprint: 45.50" H x 72" W x 32" D Top Counter Size: 13" D Interior Desktop: 19.75" D

Finishes	Features
Cherry w/Silver Frame Maple w/Silver Frame Walnut w/Silver Frame White w/Silver Frame  Special Order: Black Frame  CHY = Cherry MPL = Maple WALNUT = Walnut WHITE = White	<ul style="list-style-type: none"> <li>No tools required for assembly</li> <li>Thermofused melamine finish with self edge</li> <li>Silver frame standard</li> <li>19.75" D interior desk surface</li> <li>Wire management cutouts on interior desk</li> <li>Leveling glides included and allow for 1/2" height adjustability</li> </ul>


### PRICING

Model	List /MSRP
55290	\$2,156.00

### SHIPPING: FOB AZ (Zip Code 85031) or NC (Zip Code 27540)

Model	Carton Sizes	Carton Cube	Carton Wt.	FedEx Dim. Wt.	LTL Class / NMFC#
55290 (2 cartons)	65" x 45" x 11" + 70" x 29" x 7"	18.62 cu. ft. + 8.22 cu. ft. = 26.84 cu. ft.	51 lbs. + 97 lbs. = 148 lbs.	LTL only	200 / 081170-01 200 / 081170-01

## 55292 Marque Double-Unit Reception Station



Interior view



### DIMENSIONS

Overall Size
Footprint: 45.50" H x 124.25" W x 49" D Top Counter Size: 13" D Interior Desktop: 19.75" D

Finishes	Features
Cherry w/Silver Frame Maple w/Silver Frame Walnut w/Silver Frame White w/Silver Frame  Special Order: Black Frame  CHY = Cherry MPL = Maple WALNUT = Walnut WHITE = White	<ul style="list-style-type: none"> <li>No tools required for assembly</li> <li>Thermofused melamine finish with self edge</li> <li>Silver frame standard</li> <li>19.75" D interior desk surface</li> <li>Wire management cutouts on interior desk</li> <li>Leveling glides included and allow for 1/2" height adjustability</li> </ul>

### PRICING

Model	List /MSRP
55292	\$4,146.00

### SHIPPING: FOB AZ (Zip Code 85031) or NC (Zip Code 27540)

Model	Carton Sizes	Carton Cube	Carton Wt.	FedEx Dim. Wt.	LTL Class / NMFC#
55292 (4 cartons)	70" x 29" x 7" + 65" x 45" x 11" + 70" x 27" x 6" + 65" x 45" x 10"	8.22 cu. ft. + 18.62 cu. ft. + 6.56 cu. ft. + 16.93 cu. ft. = 50.33 cu. ft.	97 lbs. + 51 lbs. + 60 lbs. + 49 lbs. = 257 lbs.	LTL only	200 / 081170-01 200 / 081170-01 200 / 081170-01 200 / 081170-01



**55293 Marque Triple-Unit Reception Station**

**PRICING**

Model	List /MSRP
55293	\$6,136.00



**DIMENSIONS**

Overall Size
Footprint: 45.50" H x 143.50" W x 71" D
Top Counter Size: 13" D
Interior Desktop: 19.75" D



Finishes	Features
Cherry w/Silver Frame Maple w/Silver Frame Walnut w/Silver Frame White w/Silver Frame	<ul style="list-style-type: none"> <li>No tools required for assembly</li> <li>Thermofused melamine finish with self edge</li> <li>Silver frame standard</li> <li>19.75" D interior desk surface</li> <li>Wire management cutouts on interior desk</li> <li>Leveling glides included and allow for 1/2" height adjustability</li> </ul>
Special Order: Black Frame	
CHY = Cherry MPL = Maple WALNUT = Walnut WHITE = White	

**SHIPPING: FOB AZ (Zip Code 85031) or NC (Zip Code 27540)**

Model	Carton Sizes	Carton Cube	Carton Wt.	FedEx Dim. Wt.	LTL Class / NMFC#
55293 (6 cartons)	70" x 29" x 7"	8.22 cu. ft.	97 lbs.	LTL only	200 / 081170-01
	+ 65" x 45" x 11"	+ 18.62 cu. ft.	+ 51 lbs.		200 / 081170-01
	+ 70" x 27" x 6"	+ 6.56 cu. ft.	+ 60 lbs.		200 / 081170-01
	+ 70" x 27" x 6"	+ 6.56 cu. ft.	+ 60 lbs.		200 / 081170-01
	+ 65" x 45" x 10"	+ 16.93 cu. ft.	+ 49 lbs.		200 / 081170-01
	+ 65" x 45" x 10"	+ 16.93 cu. ft.	+ 49 lbs.		200 / 081170-01
		= 73.82 cu. ft.	= 366 lbs.		



**55294 Marque 4-Unit Reception Station**

**PRICING**

Model	List /MSRP
55294	\$8,136.00



**DIMENSIONS**

Overall Size
Footprint: 45.50" H x 142" W x 103" D
Top Counter Size: 13" D
Interior Desktop: 19.75" D



Finishes	Features
Cherry w/Silver Frame Maple w/Silver Frame Walnut w/Silver Frame White w/Silver Frame	<ul style="list-style-type: none"> <li>No tools required for assembly</li> <li>Thermofused melamine finish with self edge</li> <li>Silver frame standard</li> <li>19.75" D interior desk surface</li> <li>Wire management cutouts on interior desk</li> <li>Leveling glides included and allow for 1/2" height adjustability</li> </ul>
Special Order: Black Frame	
CHY = Cherry MPL = Maple WALNUT = Walnut WHITE = White	

**SHIPPING: FOB AZ (Zip Code 85031) or NC (Zip Code 27540)**

Model	Carton Sizes	Carton Cube	Carton Wt.	FedEx Dim. Wt.	LTL Class / NMFC#
55294 (8 cartons)	70" x 29" x 7"	8.22 cu. ft.	97 lbs.	LTL only	200 / 081170-01
	+ 65" x 45" x 11"	+ 18.62 cu. ft.	+ 51 lbs.		200 / 081170-01
	+ 70" x 27" x 6"	+ 6.56 cu. ft.	+ 60 lbs.		200 / 081170-01
	+ 70" x 27" x 6"	+ 6.56 cu. ft.	+ 60 lbs.		200 / 081170-01
	+ 65" x 45" x 10"	+ 16.93 cu. ft.	+ 49 lbs.		200 / 081170-01
	+ 65" x 45" x 10"	+ 16.93 cu. ft.	+ 49 lbs.		200 / 081170-01
		= 97.31 cu. ft.	= 475 lbs.		



# TABLES & DESKS

## 55296 Marque 5-Unit Reception Station

### PRICING

Model	List /MSRP
55296	\$10,116.00

 **Marque**  
Reception Stations



### DIMENSIONS

Overall Size
Footprint: 45.50" H x 142" W x 133" D
Top Counter Size: 13" D
Interior Desktop: 19.75" D

Finishes	Features
Cherry w/Silver Frame Maple w/Silver Frame Walnut w/Silver Frame White w/Silver Frame	<ul style="list-style-type: none"> <li>No tools required for assembly</li> <li>Thermofused melamine finish with self edge</li> <li>Silver frame standard</li> <li>19.75" D interior desk surface</li> <li>Wire management cutouts on interior desk</li> <li>Leveling glides included and allow for 1/2" height adjustability</li> </ul>
Special Order: Black Frame	
CHY = Cherry MPL = Maple WALNUT = Walnut WHITE = White	

SHIPPING: FOB AZ (Zip Code 85031) or NC (Zip Code 27540)

Model	Carton Sizes	Carton Cube	Carton Wt.	FedEx Dim. Wt.	LTL Class / NMFC#
55296 (10 cartons)	70" x 29" x 7"	8.22 cu. ft.	97 lbs.	LTL only	200 / 081170-01
	+ 65" x 45" x 11"	+ 18.62 cu. ft.	+ 51 lbs.		
	+ 70" x 27" x 6"	+ 6.56 cu. ft.	+ 60 lbs.		
	+ 70" x 27" x 6"	+ 6.56 cu. ft.	+ 60 lbs.		
	+ 70" x 27" x 6"	+ 6.56 cu. ft.	+ 60 lbs.		
	+ 70" x 27" x 6"	+ 6.56 cu. ft.	+ 60 lbs.		
	+ 65" x 45" x 10"	+ 16.93 cu. ft.	+ 49 lbs.		
	+ 65" x 45" x 10"	+ 16.93 cu. ft.	+ 49 lbs.		
	+ 65" x 45" x 10"	+ 16.93 cu. ft.	+ 49 lbs.		
	+ 65" x 45" x 10"	+ 16.93 cu. ft.	+ 49 lbs.		
	= 120.80 cu. ft.	= 584 lbs.			

## 55310 Marque Plexi Single-Unit Reception Station

### PRICING

Model	List /MSRP
55310	\$2,456.00

 **Marque**  
Plexi Reception Stations



### DIMENSIONS

Overall Size
Footprint: 45.50" H x 72" W x 32" D
Top Counter Size: 13" D
Interior Desktop: 19.75" D

Finishes	Features
Cherry w/Silver Frame Maple w/Silver Frame Walnut w/Silver Frame White w/Silver Frame	<ul style="list-style-type: none"> <li>No tools required for assembly</li> <li>Thermofused melamine finish with self edge</li> <li>Silver frame standard</li> <li>19.75" D interior desk surface</li> <li>Wire management cutouts on interior desk</li> <li>Translucent polycarbonate panel</li> <li>Leveling glides included and allow for 1/2" height adjustability</li> </ul>
Special Order: Black Frame	
CHY = Cherry MPL = Maple WALNUT = Walnut WHITE = White	

SHIPPING: FOB AZ (Zip Code 85031) or NC (Zip Code 27540)

Model	Carton Sizes	Carton Cube	Carton Wt.	FedEx Dim. Wt.	LTL Class / NMFC#
55310 (2 cartons)	70" x 29" x 7"	8.22 cu. ft.	97 lbs.	LTL only	200 / 081170-01
	+ 68" x 14" x 48"	+ 26.44 cu. ft.	+ 49 lbs.		
		= 34.66 cu. ft.	= 146 lbs.		

## 55312 Marque Plexi Double-Unit Reception Station

### PRICING

Model	List /MSRP
55312	\$4,739.00

 **Marque**  
Plexi Reception Stations



### DIMENSIONS

Overall Size
Footprint: 45.50" H x 124.25" W x 49" D
Top Counter Size: 13" D
Interior Desktop: 19.75" D

Finishes	Features
Cherry w/Silver Frame Maple w/Silver Frame Walnut w/Silver Frame White w/Silver Frame	<ul style="list-style-type: none"> <li>No tools required for assembly</li> <li>Thermofused melamine finish with self edge</li> <li>Silver frame standard</li> <li>19.75" D interior desk surface</li> <li>Wire management cutouts on interior desk</li> <li>Translucent polycarbonate panel</li> <li>Leveling glides included and allow for 1/2" height adjustability</li> </ul>
Special Order: Black Frame	
CHY = Cherry MPL = Maple WALNUT = Walnut WHITE = White	

SHIPPING: FOB AZ (Zip Code 85031) or NC (Zip Code 27540)

Model	Carton Sizes	Carton Cube	Carton Wt.	FedEx Dim. Wt.	LTL Class / NMFC#
55312 (4 cartons)	70" x 29" x 7"	8.22 cu. ft.	96 lbs.	LTL only	200 / 081170-01
	+ 68" x 14" x 48"	+ 26.44 cu. ft.	+ 49 lbs.		
	+ 70" x 27" x 6"	+ 6.56 cu. ft.	+ 60 lbs.		
	+ 65" x 45" x 10"	+ 16.93 cu. ft.	+ 49 lbs.		
		= 58.15 cu. ft.	= 255 lbs.		



**55313 Marque Plexi Triple-Unit Reception Station**


**PRICING**

Model	List /MSRP
55313	\$7,016.00



**DIMENSIONS**

Overall Size
Footprint: 45.50" H x 143.50" W x 71" D
Top Counter Size: 13" D
Interior Desktop: 19.75" D



Finishes	Features
Cherry w/Silver Frame Maple w/Silver Frame Walnut w/Silver Frame White w/Silver Frame	<ul style="list-style-type: none"> <li>No tools required for assembly</li> <li>Thermofused melamine finish with self edge</li> <li>Silver frame standard</li> <li>19.75" D interior desk surface</li> <li>Wire management cutouts on interior desk</li> <li>Translucent polycarbonate panel</li> <li>Leveling glides included and allow for 1/2" height adjustability</li> </ul>
Special Order: Black Frame	
CHY = Cherry MPL = Maple WALNUT = Walnut WHITE = White	

**SHIPPING: FOB AZ (Zip Code 85031) or NC (Zip Code 27540)**

Model	Carton Sizes	Carton Cube	Carton Wt.	FedEx Dim. Wt.	LTL Class / NMFC#
55313 (6 cartons)	70" x 29" x 7" + 68" x 14" x 48" + 70" x 27" x 6" + 70" x 27" x 6" + 65" x 45" x 10" + 65" x 45" x 10"	8.22 cu. ft. + 26.44 cu. ft. + 6.56 cu. ft. + 6.56 cu. ft. + 16.93 cu. ft. + 16.93 cu. ft. = 81.64 cu. ft.	96 lbs. + 49 lbs. + 60 lbs. + 60 lbs. + 49 lbs. + 49 lbs. = 363 lbs.	LTL only	200 / 081170-01 200 / 081170-01 200 / 081170-01 200 / 081170-01 200 / 081170-01 200 / 081170-01



**55314 Marque Plexi 4-Unit Reception Station**

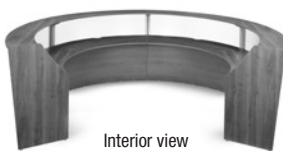

**PRICING**

Model	List /MSRP
55314	\$9,296.00



**DIMENSIONS**

Overall Size
Footprint: 45.50" H x 142" W x 107" D
Top Counter Size: 13" D
Interior Desktop: 19.75" D



Interior view

Finishes	Features
Cherry w/Silver Frame Maple w/Silver Frame Walnut w/Silver Frame White w/Silver Frame	<ul style="list-style-type: none"> <li>No tools required for assembly</li> <li>Thermofused melamine finish with self edge</li> <li>Silver frame standard</li> <li>19.75" D interior desk surface</li> <li>Wire management cutouts on interior desk</li> <li>Translucent polycarbonate panel</li> <li>Leveling glides included and allow for 1/2" height adjustability</li> </ul>
Special Order: Black Frame	
CHY = Cherry MPL = Maple WALNUT = Walnut WHITE = White	

**SHIPPING: FOB AZ (Zip Code 85031) or NC (Zip Code 27540)**

Model	Carton Sizes	Carton Cube	Carton Wt.	FedEx Dim. Wt.	LTL Class / NMFC#
55314 (8 cartons)	70" x 29" x 7" + 68" x 14" x 48" + 70" x 27" x 6" + 70" x 27" x 6" + 70" x 27" x 6" + 65" x 45" x 10" + 65" x 45" x 10" + 65" x 45" x 10"	8.22 cu. ft. + 26.44 cu. ft. + 6.56 cu. ft. + 6.56 cu. ft. + 6.56 cu. ft. + 16.93 cu. ft. + 16.93 cu. ft. + 16.93 cu. ft. = 105.13 cu. ft.	96 lbs. + 49 lbs. + 60 lbs. + 60 lbs. + 60 lbs. + 49 lbs. + 49 lbs. + 49 lbs. = 472 lbs.	LTL only	200 / 081170-01 200 / 081170-01 200 / 081170-01 200 / 081170-01 200 / 081170-01 200 / 081170-01 200 / 081170-01 200 / 081170-01



# TABLES & DESKS

## 55316 Marque Plexi 5-Unit Reception Station

### PRICING

Model	List /MSRP
55316	\$11,583.00



### DIMENSIONS

Overall Size
Footprint: 45.50" H x 142" W x 133" D
Top Counter Size: 13" D
Interior Desktop: 19.75" D

Finishes	Features
Cherry w/Silver Frame Maple w/Silver Frame Walnut w/Silver Frame White w/Silver Frame Special Order: Black Frame CHY = Cherry MPL = Maple WALNUT = Walnut WHITE = White	<ul style="list-style-type: none"> <li>No tools required for assembly</li> <li>Thermofused melamine finish with self edge</li> <li>Silver frame standard</li> <li>19.75" D interior desk surface</li> <li>Wire management cutouts on interior desk</li> <li>Translucent polycarbonate panel</li> <li>Leveling glides included and allow for 1/2" height adjustability</li> </ul>

### SHIPPING: FOB AZ (Zip Code 85031) or NC (Zip Code 27540)

Model	Carton Sizes	Carton Cube	Carton Wt.	FedEx Dim. Wt.	LTL Class / NMFC#
55316 (10 cartons)	70" x 29" x 7"	8.22 cu. ft.	96 lbs.	LTL only	200 / 081170-01
	+ 68" x 14" x 48"	+ 26.44 cu. ft.	+ 49 lbs.		
	+ 70" x 27" x 6"	+ 6.56 cu. ft.	+ 60 lbs.		
	+ 70" x 27" x 6"	+ 6.56 cu. ft.	+ 60 lbs.		
	+ 70" x 27" x 6"	+ 6.56 cu. ft.	+ 60 lbs.		
	+ 70" x 27" x 6"	+ 6.56 cu. ft.	+ 60 lbs.		
	+ 65" x 45" x 10"	+ 16.93 cu. ft.	+ 49 lbs.		
	+ 65" x 45" x 10"	+ 16.93 cu. ft.	+ 49 lbs.		
	+ 65" x 45" x 10"	+ 16.93 cu. ft.	+ 49 lbs.		
	+ 65" x 45" x 10"	+ 16.93 cu. ft.	+ 49 lbs.		
		= 128.62 cu. ft.	= 581 lbs.		



## 55490 Marque ADA Table

### PRICING

Model	List /MSRP
55490	\$1,620.00



### DIMENSIONS

Overall Size
Footprint: 32.75" H x 62.50" W x 31.50" D
Counter Size: 21.50" D
Leg Space: 32" H x 47.25" W

Finishes	Features
Cherry w/Silver Frame Maple w/Silver Frame Walnut w/Silver Frame White w/Silver Frame Special Order: Black Frame CHY = Cherry MPL = Maple WALNUT = Walnut WHITE = White	<ul style="list-style-type: none"> <li>Designed to meet the American Disabilities Act guidelines for wheelchair accessibility</li> <li>Thermofused melamine finish self edge</li> <li>Silver frame standard</li> <li>21.50" D counter surface</li> <li>Attaches to other Marque Reception Station models using silver color "C" clamp with set screws to attach the adjacent end panels</li> </ul>

### SHIPPING: FOB AZ (Zip Code 85031) or NC (Zip Code 27540)

Model	Carton Size	Carton Cube	Carton Wt.	FedEx Dim. Wt.	LTL Class / NMFC#
Model 55490					
Curved Panel Counter & Sides	47" x 36" x 9"	8.81 cu. ft.	26 lbs.	LTL only	200 / 081170-01
	+ 69" x 29" x 4"	+ 4.64 cu. ft.	+ 68 lbs.		
		= 13.45 cu. ft.	= 94 lbs.		



Wheelchair accessible

## 55106 Mobile File Pedestal

### PRICING

Model	List /MSRP
55106	\$413.00

### DIMENSIONS

Overall Size
23" H x 17" W x 21.25" D

Finishes	Color Abbreviations	Features
Top & Front/Side: Cherry/Silver Graphite/Black Maple/Silver Walnut/Silver White/Silver	CHY = Cherry GRPT = Graphite MPL = Maple WALNUT = Walnut WHITE = White	<ul style="list-style-type: none"> <li>5 casters for easy mobility (2 lock for stability)</li> <li>Thermofused melamine finish with self edge</li> <li>Scratch-resistant powder-coated paint finish on steel frame</li> <li>Box and file drawers are central locking</li> <li>File drawer designed for letter or legal hanging folders</li> <li>Product comes partially assembled — just add casters</li> </ul>

### SHIPPING: FOB AZ (Zip Code 85031) or NC (Zip Code 27540)

Model	Carton Size	Carton Cube	Carton Wt.	FedEx Dim. Wt.	LTL Class / NMFC#
55106	20" x 24" x 24"	6.66 cu. ft.	52 lbs.	60	100 / 039270-06



**66200 Mesa Series Mobile File Pedestal with 2 Drawers**

**PRICING**

Model	List /MSRP
66200	\$343.00



**DIMENSIONS**

Overall Size
24" H x 15.50" W x 23" D

Finish Color	Base	Features
Scratch-Resistant Gray Metal  GRY = Gray	Casters	<ul style="list-style-type: none"> <li>• Two file drawer cabinet</li> <li>• Central locking system</li> <li>• Files letter-size or legal-size papers</li> <li>• 14-gauge steel</li> <li>• 5 casters for easy mobility</li> <li>• Full ball-bearing suspension</li> </ul>

**SHIPPING: FOB AZ (Zip Code 85031), KS (Zip Code 66021), NC (Zip Code 27540)**

Model	Carton Size	Carton Cube	Carton Wt.	FedEx Dim. Wt.	LTL Class / NMFC#
66200	26" x 19" x 28"	8 cu. ft.	57 lbs.	72	100 / 80250-01

**66300 Mesa Series Mobile File Pedestal with 3 Drawers**

**PRICING**

Model	List /MSRP
66300	\$343.00



**DIMENSIONS**

Overall Size
24" H x 15.50" W x 23" D

Finish Color	Base	Features
Scratch-Resistant Gray Metal  GRY = Gray	Casters	<ul style="list-style-type: none"> <li>• Two box and one file drawer cabinet</li> <li>• Central locking system</li> <li>• Files letter-size or legal-size papers</li> <li>• 14-gauge steel</li> <li>• 5 casters for easy mobility</li> <li>• Full ball-bearing suspension</li> </ul>

**SHIPPING: FOB AZ (Zip Code 85031), KS (Zip Code 66021), NC (Zip Code 27540)**

Model	Carton Size	Carton Cube	Carton Wt.	FedEx Dim. Wt.	LTL Class / NMFC#
66300	25" x 18" x 27"	7.03 cu. ft.	58 lbs.	63	110 / 081170-02

**66745 Mesa Series Mobile Utility Table with Shelf**

**PRICING**

Model	List /MSRP
66745	\$357.00



**DIMENSIONS**

Overall Size
29.75" H x 27.50" W x 19.75" D

Top Finishes	Base Finish	Base	Features
CHY = Cherry MPL = Maple OAK = Oak	Scratch-Resistant Gray Metal	Casters	<ul style="list-style-type: none"> <li>• 1.25" thick high-pressure laminate top</li> <li>• Gray 9mm protective edge banding</li> <li>• 14-gauge steel</li> <li>• 1 adjustable-position metal shelf</li> <li>• 4 non-locking casters included</li> </ul>

**SHIPPING: FOB NC (Zip Code 27540)**

Model 66745	Carton Size	Carton Cube	Carton Wt.	FedEx Dim. Wt.	LTL Class / NMFC#
Top Pedestal	32" x 21" x 2" + 28" x 20" x 30"	0.78 cu. ft. + 9.72 cu. ft.	14 lbs. + 37 lbs.	7 + 87	70 / 081170-03 200 / 081170-01

**66746 Mesa Series Mobile Locking Utility/Fax /Copy Table**

**PRICING**

Model	List /MSRP
66746	\$437.00



**DIMENSIONS**

Overall Size
29.50" H x 30" W x 23.25" D

Top Finishes	Base Finish	Base	Features
CHY = Cherry MPL = Maple OAK = Oak	Scratch-Resistant Gray Metal	Casters	<ul style="list-style-type: none"> <li>• 1.25" thick high-pressure laminate top</li> <li>• Gray 9mm protective edge banding</li> <li>• 14-gauge steel</li> <li>• Locking doors</li> <li>• 1 adjustable-position metal shelf</li> <li>• 4 non-locking casters included</li> </ul>

**SHIPPING: FOB NC (Zip Code 27540)**

Model 66746	Carton Size	Carton Cube	Carton Wt.	FedEx Dim. Wt.	LTL Class / NMFC#
Top Pedestal	32" x 26" x 2" + 31" x 24" x 29"	0.96 cu. ft. + 12.49 cu. ft.	24 lbs. + 54 lbs.	9 + 111	70 / 081170-03 200 / 081170-01

# TABLES & DESKS

66120 Mesa Series Training Table/Desk with Drawers 27.75" x 47.25"




66140 Mesa Series Training Table/Desk with Drawers 27.75" x 55.25"

66150 Mesa Series Training Table/Desk with Drawers 27.75" x 59"

## PRICING

Models	List/MSRP
66120	\$513.00
66140	\$526.00
66150	\$533.00

## DIMENSIONS

Overall Size Model 66120	Overall Size Model 66140	Overall Size Model 66150
29.75" H x 47.25" W x 27.75" D Interior Leg Space: 26.75" H x 41" W	29.75" H x 55.25" W x 27.75" D Interior Leg Space: 26.75" H x 49" W	29.75" H x 59" W x 27.75" D Interior Leg Space: 26.75" H x 52.75" W
		

## SHIPPING: FOB NC (Zip Code 27540)

Models	Carton Sizes	Carton Cube	Carton Wt.	FedEx Dim. Wt.	LTL Class / NMFC#
66120	49" x 28" x 5" (top) + 26" x 30" x 5" (legs)	3.97 cu. ft. + 2.26 cu. ft. = 6.23 cu. ft.	58 lbs. + 27 lbs. = 85 lbs.	LTL only LTL only	70 / 081170-03 70 / 081170-03
66140	57" x 28" x 5" (top) + 30" x 26" x 5" (legs)	4.62 cu. ft. + 2.26 cu. ft. = 6.88 cu. ft.	63 lbs. + 26 lbs. = 89 lbs.	LTL only LTL only	70 / 081170-03 70 / 081170-03
66150	61" x 27" x 5" (top) + 31" x 26" x 5" (legs)	4.77 cu. ft. + 2.33 cu. ft. = 7.10 cu. ft.	65 lbs. + 26 lbs. = 91 lbs.	LTL only LTL only	70 / 081170-03 70 / 081170-03

Top Finishes	Base Finish	Base
Cherry Maple Oak	Scratch-resistant gray metal	Powder-coated painted steel frame with front leveling glides and back locking casters
CHY = Cherry MPL = Maple OAK = Oak		
Features		
<ul style="list-style-type: none"> <li>• Heavy-duty 16-gauge steel construction</li> <li>• 1.25" thick high-pressure laminate top</li> <li>• Gray 9mm T-mold protective edge banding</li> <li>• Round steel legs with casters and leveling glides</li> <li>• 2 pencil drawers standard</li> <li>• Wire management cutout</li> </ul>		

**66121 Mesa Series Standing Height Training Table/Desk**  
with Drawers 38.75" H x 27.75" D x 47.25" W

**66141 Mesa Series Standing Height Training Table/Desk**  
with Drawers 38.75" H x 27.75" D x 55.25" W

**66151 Mesa Series Standing Height Training Table/Desk**  
with Drawers 38.75" H x 27.75" D x 59" W

### PRICING

Models	List /MSRP
66121	\$566.00
66141	\$580.00
66151	\$586.00

### DIMENSIONS

Overall Size Model 66121	Overall Size Model 66141	Overall Size Model 66151
38.75" H x 47.25" W x 27.75" D Interior Leg Space: 35.75" H x 41" W	38.75" H x 55.25" W x 27.75" D Interior Leg Space: 35.75" H x 48.75" W	38.75" H x 59" W x 27.75" D Interior Leg Space: 35.75" H x 52.75" W
		

### SHIPPING: FOB NC (Zip Code 27540)

Models	Carton Sizes	Carton Cube	Carton Wt.	FedEx Dim. Wt.	LTL Class / NMFC#
66121	49" x 28" x 5" (top) + 30" x 26" x 5" (legs)	3.97 cu. ft. + 2.25 cu. ft. = 5.31 cu. ft.	58 lbs. + 27 lbs. = 85 lbs.	LTL only LTL only	70 / 081170-03 70 / 081170-03
66141	57" x 28" x 5" (top) + 30" x 26" x 5" (legs)	4.12 cu. ft. + 2.25 cu. ft. = 5.94 cu. ft.	63 lbs. + 26 lbs. = 89 lbs.	LTL only LTL only	70 / 081170-03 70 / 081170-03
66151	61" x 27" x 5" (top) + 31" x 26" x 5" (legs)	4.77 cu. ft. + 2.33 cu. ft. = 7.10 cu. ft.	65 lbs. + 26 lbs. = 91 lbs.	LTL only LTL only	70 / 081170-03 70 / 081170-03

Top Finishes	Base Finish	Base
Cherry Maple Oak	Scratch-resistant gray metal	Powder-coated painted steel frame with front leveling glides and back locking casters
CHY = Cherry MPL = Maple OAK = Oak		
Features		
<ul style="list-style-type: none"> <li>• Standing height</li> <li>• Heavy-duty 16-gauge steel construction</li> <li>• 1.25" thick high-pressure laminate top</li> <li>• Gray 9mm T-mold protective edge banding</li> <li>• Round steel legs with back locking casters and front leveling glides</li> <li>• 2 pencil drawers standard</li> <li>• Wire management cutout</li> </ul>		

# TABLES & DESKS

**66122 Mesa Series Folding/Nesting Training Table/Desk**  
28.50" H x 23.50" D x 47.25" W

**66123 Mesa Series Folding/Nesting Training Table/Desk with Privacy Panel**  
28.50" - 39" H x 23.50" D x 47.25" W

**66152 Mesa Series Folding/Nesting Training Table/Desk**  
28.50" H x 23.50" D x 59" W

**66153 Mesa Series Folding/Nesting Training Table/Desk w/Privacy Panel**  
28.50" - 39" H x 23.50" D x 59" W







**66182 Mesa Series Folding/Nesting Training Table/Desk**  
28.50" H x 23.50" D x 71" W

**66183 Mesa Series Folding/Nesting Training Table/Desk w/Privacy Panel**  
28.50" - 39" H x 23.50" D x 71" W

## PRICING

Models	List / MSRP
66122	\$599.00
66123	\$689.00
66152	\$666.00
66153	\$758.00
66182	\$766.00
66183	\$860.00
66124 (Privacy Panel)	\$90.00
66154 (Privacy Panel)	\$92.00
66184 (Privacy Panel)	\$94.00

## DIMENSIONS

Overall Size Model 66122	Overall Size Model 66152	Overall Size Model 66182
28.50" H x 23.75" D x 27.75" D 	28.50" H x 23.75" D x 59" W 	28.50" H x 23.75" D x 71" W 
Overall Size Model 66123	Overall Size Model 66153	Overall Size Model 66183
Desk: 28.50" H x 23.75" D x 27.75" W Panel: 38.50" L x 12.50" W x .25" D 	Desk: 28.50"- 39" H x 23.50" D x 59" W Panel: 50" L x 12.50" W x .25" D 	Desk: 28.50"- 39" H x 23.75" D x 71" W Panel: 62" L x 12.50" W x .25" D 

Top Finishes	Privacy Panel	Base Finish	Base	Features
CHY = Cherry MPL = Maple OAK = Oak	Black Fabric	Scratch-resistant gray metal	Powder-coated painted steel frame with 2 back casters and 2 front locking casters	<ul style="list-style-type: none"> <li>• Flip up or drop down top nesting table with or without fabric covered modesty/privacy panel</li> <li>• Heavy-duty steel construction</li> <li>• 1" thick laminate top</li> <li>• Gray T-mold protective edge banding</li> <li>• Round steel legs with back locking casters and front non-locking casters</li> <li>• Gray molding</li> <li>• Wire management cutout</li> </ul>

## SHIPPING: FOB NC (Zip Code 27540)

Models	Carton Sizes	Carton Cube	Carton Wt.	FedEx Dim. Wt.	LTL Class / NMFC#
66122	51" x 27" x 9" (desk) + 43" x 16" x 4" (panel)	7.17 cu. ft. + 1.59 cu. ft. = 8.76 cu. ft.	50 lbs. + 5 lbs. = 55 lbs.	60 15	125 / 82100-05 125 / 82100-05
66152	62" x 27" x 8" (desk) + 54" x 16" x 4" (panel)	7.75 cu. ft. + 2.00 cu. ft. = 9.75 cu. ft.	60 lbs. + 6 lbs. = 66 lbs.	69 18	125 / 82100-05 125 / 82100-05
66182	74" x 27" x 9" (desk) + 66" x 16" x 4" (panel)	10.41 cu. ft. + 2.44 cu. ft. = 12.85 cu. ft.	65 lbs. + 7 lbs. = 72 lbs.	87 22	125 / 82100-05 125 / 82100-05
66124	43" x 16" x 4"	1.59 cu. ft.	5	15	125 / 82100-05
66154	54" x 16" x 4"	2.00 cu. ft.	6	18	125 / 82100-05
66184	66" x 16" x 4"	2.44 cu. ft.	7	22	125 / 82100-05



**66180 Mesa Series Half Round Table 24" x 48"**

**PRICING**

Model	List /MSRP
66180	\$373.00

**DIMENSIONS**



Overall Size
29" H x 47.25" W x 23.75" D
Interior Leg Space on 47.25" W Side: 26" H x 41" W

Top Finishes	Base Finish	Base	Features
Cherry Maple Oak  CHY = Cherry MPL = Maple OAK = Oak	Scratch-resistant gray metal	Powder-coated painted steel frame with front leveling glides and back locking casters	<ul style="list-style-type: none"> <li>• Heavy-duty 16-gauge steel construction</li> <li>• 1.25" thick high-pressure laminate top</li> <li>• Gray 9mm T-mold protective edge banding</li> <li>• Round steel legs with casters and leveling glides</li> <li>• Wire management cutout</li> </ul>

**SHIPPING: FOB NC (Zip Code 27540)**

Model 66180	Carton Sizes	Carton Cube	Carton Wt.	FedEx Dim. Wt.	LTL Class / NMFC#
Top Legs	49" x 26" x 2" + 47" x 30" x 5"	1.47 cu. ft. + 4.08 cu. ft. = 5.55 cu. ft.	33 lbs. + 28 lbs. = 61 lbs.	LTL only LTL only	65 / 082100-10 100 / 082100-06

**66242 Mesa Series Sales Desk 26.75" x 42.25"**

**PRICING**

Model	List /MSRP
66242	\$876.00

**DIMENSIONS**



Overall Size
29" H x 42.25" W x 26.75" D
Interior Leg Space: 24" H x 21.50" W

Top Finishes	Base Finish	Base	Features
Cherry Maple Oak  CHY = Cherry MPL = Maple OAK = Oak	Scratch-resistant gray metal	Powder-coated painted steel frame with leveling glides	<ul style="list-style-type: none"> <li>• Single pedestal desk</li> <li>• Heavy-duty 16-gauge steel construction</li> <li>• 1.25" thick high-pressure laminate top</li> <li>• Gray 9mm T-mold protective edge banding</li> <li>• Locking full-suspension pedestal</li> <li>• Locking center drawer standard</li> <li>• Round steel legs with leveling glides</li> <li>• 2 wire management grommets standard</li> </ul>

**SHIPPING: FOB AZ (Zip Code 85031), KS (Zip Code 66021), NC (Zip Code 27540)**

Model 66242	Carton Sizes	Carton Cube	Carton Wt.	FedEx Dim. Wt.	LTL Class / NMFC#
Top	45" x 27" x 4"	2.81 cu. ft.	50 lbs.	LTL only	70 / 081170-03
Legs & Side Panels	30" x 27" x 5"	2.34 cu. ft.	27 lbs.	LTL only	85 / 082790-08
Pedestal	25" x 18" x 20"	5.21 cu. ft.	40 lbs.	LTL only	100 / 082790-06
Center Drawer	25" x 20" x 4"	1.16 cu. ft.	11 lbs.	LTL only	70 / 081170-03
		= 11.52 cu. ft.	= 128 lbs.		

**66248 Mesa Series Media Terminal/Workstation 48" x 48"**

**PRICING**

Model	List /MSRP
66248	\$776.00



Hardware Box

**DIMENSIONS**

Overall Size
29" H x 47.25" W x 47.25" D
Interior Leg Space: 26" H x 42.25" W

Top Finishes	Base Finish	Base	Features
Cherry Maple Oak  CHY = Cherry MPL = Maple OAK = Oak	Scratch-resistant gray metal	Powder-coated painted steel frame with leveling glides	<ul style="list-style-type: none"> <li>• Heavy-duty 16-gauge steel construction</li> <li>• 1.25" thick high-pressure laminate top</li> <li>• Gray 9mm T-mold protective edge banding</li> <li>• Round steel legs with leveling glides</li> <li>• 6 ethernet outlets, 4 electrical outlet cutouts (hard wiring requires a licensed electrician)</li> </ul>

**SHIPPING: FOB NC (Zip Code 27540)**

Model 66248	Carton Sizes	Carton Cube	Carton Wt.	FedEx Dim. Wt.	LTL Class / NMFC#
Top	49" x 49" x 4"	5.56 cu. ft.	63 lbs.	LTL only	110 / 081170-02
Legs	48" x 30" x 5"	+ 4.17 cu. ft.	+ 26 lbs.	LTL only	110 / 081170-02
Hardware Box	13" x 12" x 8"	+ 0.72 cu. ft.	+ 9 lbs.	LTL only	70 / 081170-03
		= 10.45 cu. ft.	= 98 lbs.		

# TABLES & DESKS

## 66266 Mesa Series Double Pedestal Credenza 25" x 67"

### PRICING

Model	List /MSRP
66266	\$1,010.00

### DIMENSIONS



Overall Size
29" H x 67" W x 26" D
Interior Leg Space: 26.25" H x 31" W

**SHIPPING: FOB**  
KS (Zip Code 66021) OR  
NC (Zip Code 27540)

Top Finishes	Base Finish	Base	Features
Cherry Maple Oak	Scratch-resistant gray metal	Powder-coated painted steel frame with leveling glides	<ul style="list-style-type: none"> <li>• Double pedestal credenza</li> <li>• Heavy-duty 16-gauge steel construction</li> <li>• 1.25" thick high-pressure laminate top</li> <li>• Gray 9mm T-mold protective edge banding</li> <li>• Locking full-suspension pedestals</li> <li>• Round steel legs with leveling glides</li> </ul>
CHY = Cherry MPL = Maple OAK = Oak			

Model 66266	Carton Sizes	Carton Cube	Carton Wt.	FedEx Dim. Wt.	LTL Class / NMFC#
Top Legs & Side Panels Pedestals (2)	69" x 27" x 4" 30" x 27" x 5" 18" x 25" x 20" each	4.31 cu. ft. 2.34 cu. ft. 5.21 cu. ft. each = 17.07 cu. ft.	80 lbs. 27 lbs. 40 lbs. each = 187 lbs.	LTL only LTL only LTL only	70 / 081170-03 85 / 082790-08 100 / 082790-06

## 66348 Mesa Series Single Pedestal Teacher's Desk 29.50" x 47.25"

### PRICING

Model	List /MSRP
66348	\$897.00



### DIMENSIONS

Overall Size
29" H x 47.25" W x 29.50" D
Interior Leg Space: 24" H x 26.75" W

**SHIPPING: FOB**  
AZ (Zip Code 85031),  
KS (Zip Code 66021),  
NC (Zip Code 27540)

Top Finishes	Base Finish	Base	Features
Cherry Maple Oak	Scratch-resistant gray metal	Powder-coated painted steel frame with leveling glides	<ul style="list-style-type: none"> <li>• Single pedestal desk</li> <li>• Heavy-duty 16-gauge steel construction</li> <li>• 1.25" thick high-pressure laminate top</li> <li>• Gray 9mm T-mold protective edge banding</li> <li>• Locking full-suspension pedestal</li> <li>• Locking center drawer standard</li> <li>• Round steel legs with leveling glides</li> <li>• 2 wire management grommets standard</li> </ul>
CHY = Cherry MPL = Maple OAK = Oak			

Model 66348	Carton Sizes	Carton Cube	Carton Wt.	FedEx Dim. Wt.	LTL Class / NMFC#
Top & Modesty Panel	49" x 32" x 4"	3.62 cu. ft.	65 lbs.	LTL only	70 / 081170-03
Legs & Side Panels	30" x 27" x 5"	2.34 cu. ft.	27 lbs.	LTL only	85 / 082790-08
Pedestals	18" x 25" x 20"	5.21 cu. ft.	40 lbs.	LTL only	100 / 082790-06
Center Drawer	29" x 20" x 4"	1.34 cu. ft.	12 lbs.	LTL only	100 / 083270

## 66360 Mesa Series Double Pedestal Teacher's Desk 27.75" x 59.25"

### PRICING

Model	List /MSRP
66360	\$1,010.00



### DIMENSIONS

Overall Size
29" H x 59.25" W x 27.75" D
Interior Leg Space: 23" H x 23" W

**SHIPPING: FOB**  
AZ (Zip Code 85031),  
KS (Zip Code 66021),  
NC (Zip Code 27540)

Top Finishes	Base Finish	Base	Features
Cherry Maple Oak	Scratch-resistant gray metal	Powder-coated painted steel frame with leveling glides	<ul style="list-style-type: none"> <li>• Double pedestal desk</li> <li>• Heavy-duty 16-gauge steel construction</li> <li>• 1.25" thick high-pressure laminate top</li> <li>• Gray 9mm T-mold protective edge banding</li> <li>• Locking full-suspension pedestals</li> <li>• Locking center drawer standard</li> <li>• Round steel legs with leveling glides</li> <li>• 2 wire management grommets standard</li> </ul>
CHY = Cherry MPL = Maple OAK = Oak			

Model 66360	Carton Sizes	Carton Cube	Carton Wt.	FedEx Dim. Wt.	LTL Class / NMFC#
Top & Modesty Panel	61" x 31" x 4"	4.38 cu. ft.	73 lbs.	LTL only	70 / 081170-03
Legs & Side Panels	30" x 27" x 5"	2.34 cu. ft.	27 lbs.	LTL only	85 / 082790-08
Pedestals (2)	18" x 25" x 20" each	5.21 cu. ft. each	40 lbs. each	LTL only	100 / 082790-06
Center Drawer	25" x 20" x 4"	1.16 cu. ft.	11 lbs.	LTL only	70 / 081170-03

**66366 Mesa Series Single Pedestal Desk**




**66366L Mesa Series Single Pedestal L-Shaped Desk  
with Left Pedestal Return**

**66366R Mesa Series Single Pedestal L-Shaped Desk  
with Right Pedestal Return**

**PRICING**

Models	List /MSRP
66366	\$1,050.00
66366L	\$1,564.00
66366R	\$1,564.00

**DIMENSIONS**

Overall Size Model 66366	Overall Size Model 66366L	Overall Size Model 66366R
Desk Size: 29" H x 67" W x 29.75" D Interior Leg Space: 23" H x 46.25" W	Desk Size: 29" H x 67" W x 29.75" D Return Size: 29" H x 42" W x 25.25" D Interior Leg Space: 23" H x 24" W	Desk Size: 29" H x 67" W x 29.75" D Return Size: 29" H x 42" W x 25.25" D Interior Leg Space: 23" H x 24" W
		

**SHIPPING: KS (Zip Code 66021) or NC (Zip Code 27540)**

Model 66366	Carton Sizes	Carton Cube	Carton Wt.	FedEx Dim. Wt.	LTL Class / NMFC#
Desk Top & Modesty Panel	69" x 31" x 4"	4.95 cu. ft.	79 lbs.	LTL only	70 / 081170-03
Desk Legs & Side Panels	30" x 27" x 5"	2.34 cu. ft.	27 lbs.	LTL only	85 / 082790-08
Pedestal (1)	18" x 25" x 20"	5.21 cu. ft.	40 lbs.	LTL only	100 / 082790-06
Center Drawer	25" x 20" x 4"	1.16 cu. ft.	11 lbs.	LTL only	70 / 081170-03

Models 66366L & 66366R	Carton Sizes	Carton Cube	Carton Weight	FedEx Dim. Weight	LTL Class / NMFC#
Desk Top & Modesty Panel	69" x 31" x 4"	4.95 cu. ft.	79 lbs.	LTL only	70 / 081170-03
Desk Legs & Side Panels	30" x 27" x 5"	2.34 cu. ft.	27 lbs.	LTL only	85 / 082790-08
Pedestals (2)	18" x 25" x 20" each	5.21 cu. ft. each	40 lbs. each	LTL only	100 / 082790-06
Center Drawer	25" x 20" x 4"	1.16 cu. ft.	11 lbs.	LTL only	70 / 081170-03
Return Top & Modesty Panel	45" x 27" x 4"	2.81 cu. ft.	51 lbs.	LTL only	70 / 081170-03
Return Legs & Side Panel	29" x 28" x 3"	1.46 cu. ft.	20 lbs.	LTL only	70 / 081170-03

Top Finishes	Base Finish
Cherry Maple Oak	Scratch-resistant gray metal
CHY = Cherry MPL = Maple OAK = Oak	
Base	
Powder-coated painted steel frame with leveling glides	
Features	
<ul style="list-style-type: none"> <li>• Heavy-duty 16-gauge steel</li> <li>• 1.25" thick high-pressure laminate top</li> <li>• Gray 9mm T-mold protective edge banding</li> <li>• Locking full-suspension pedestals</li> <li>• Locking center drawer standard on main desk (Model 66366)</li> <li>• Round steel legs with leveling glides</li> <li>• Wire management grommets</li> </ul>	

**66510 Mesa Series Training Table 20" x 59"**

**PRICING**

Model	List /MSRP
66510	\$413.00

**DIMENSIONS**



Overall Size
30" H x 59" W x 20" D
Interior Leg Space: 29" H x 48.50" W

**SHIPPING: FOB NC  
(Zip Code 27540)**

Top Finishes	Base Finish	Base	Features
Cherry Maple Oak	Scratch-resistant gray metal	Powder-coated painted steel frame with front leveling glides and back locking casters	<ul style="list-style-type: none"> <li>• Heavy-duty 16-gauge steel construction</li> <li>• 1.25" thick high-pressure laminate top</li> <li>• Gray 9mm T-mold protective edge banding</li> <li>• Round steel legs with casters and leveling glides</li> <li>• Wire management cutout</li> </ul>
CHY = Cherry MPL = Maple OAK = Oak			

Model 66510	Carton Sizes	Carton Cube	Carton Wt.	FedEx Dim. Wt.	LTL Class / NMFC#
Top Legs	61" x 23" x 4" + 31" x 20" x 5"	3.25 cu. ft. + 1.79 cu. ft.	45 lbs. 23 lbs.	LTL only LTL only	70 / 082100-09 85 / 082100-08

# TABLES & DESKS

## 77266 Executive Series Double Pedestal Panel End Credenza 26.50" x 67"

### PRICING

Model	List / MSRP
77266	\$1,293.00

### DIMENSIONS

Overall Size	Top Finishes	Base Finish	Base	Features
29.25" H x 67" W x 26.50" D  Interior Leg Space: 28.25" H x 33.50" W	Cherry Gray Nebula  CHY = Cherry GRYNB = Gray Nebula	Scratch- resistant gray metal	Double wall panel ends with leveling glides	<ul style="list-style-type: none"> <li>• Locking double pedestal panel end desk</li> <li>• Heavy-duty 16-gauge steel construction</li> <li>• 1" thick high-pressure laminate top</li> <li>• Roll formed front edge top</li> <li>• Full ball bearing suspension</li> </ul>



### SHIPPING: FOB NC (Zip Code 27540)

Model 77266	Carton Sizes	Carton Cube	Carton Wt.	FedEx Dim. Wt.	LTL Class / NMFC#
Top & Modesty Panel	69" x 29" x 3"	3.47 cu. ft.	81 lbs.	LTL only	70 / 081170-03
Panel Ends	30" x 28" x 4"	1.94 cu. ft.	40 lbs.	LTL only	70 / 081170-03
Pedestals (2)	25" x 18" x 19" each	4.95 cu. ft. each	39 lbs. each	LTL only	100 / 082790-06

## 77348 Executive Series Single Pedestal Panel End Desk 29.50" x 47.25"

### PRICING

Model	List / MSRP
77348	\$996.00

### DIMENSIONS

Overall Size	Top Finishes	Base Finish	Base	Features
29.25" H x 47.25" W x 29.50" D  Interior Leg Space: 25" H x 29" W	Cherry Gray Nebula  CHY = Cherry GRYNB = Gray Nebula	Scratch- resistant gray metal	Double wall panel ends with leveling glides	<ul style="list-style-type: none"> <li>• Locking single pedestal panel end desk</li> <li>• Heavy-duty 16-gauge steel construction</li> <li>• 1 full ball bearing suspension pedestal</li> <li>• 1" thick high-pressure laminate top</li> <li>• Roll formed front edge top</li> <li>• Locking center drawer standard</li> <li>• 2 wire management grommets standard</li> </ul>



### SHIPPING: FOB NC (Zip Code 27540)

Model 77348	Carton Sizes	Carton Cube	Carton Wt.	FedEx Dim. Wt.	LTL Class / NMFC#
Top & Modesty Panel	50" x 32" x 3"	2.78 cu. ft.	62 lbs.	LTL only	70 / 081170-03
Panel Ends	30" x 30" x 4"	2.08 cu. ft.	44 lbs.	LTL only	70 / 081170-03
Pedestal	25" x 18" x 19"	4.95 cu. ft.	39 lbs.	LTL only	100 / 082790-06
Center Drawer	32" x 20" x 4"	1.48 cu. ft.	11 lbs.	LTL only	100 / 083270

## 77360 Executive Series Double Pedestal Panel End Desk 29.50" x 57.25"

### PRICING

Model	List / MSRP
77360	\$1,330.00

### DIMENSIONS

Overall Size	Top Finishes	Base Finish	Base	Features
29.25" H x 57.25" W x 29.50" D  Interior Leg Space: 25" H x 23.25" W	Cherry Gray Nebula  CHY = Cherry GRYNB = Gray Nebula	Scratch- resistant gray metal	Double wall panel ends with leveling glides	<ul style="list-style-type: none"> <li>• Locking double pedestal panel end desk</li> <li>• 1" thick high-pressure laminate top</li> <li>• Heavy-duty 16-gauge steel construction</li> <li>• Roll formed front edge top</li> <li>• Locking center drawer standard</li> <li>• 2 full ball bearing suspension pedestals</li> <li>• 2 wire management grommets standard</li> </ul>



### SHIPPING: FOB NC (Zip Code 27540)




Model 77360	Carton Sizes	Carton Cube	Carton Wt.	FedEx Dim. Wt.	LTL Class / NMFC#
Top & Modesty Panel	69" x 32" x 3"	3.83 cu. ft.	84 lbs.	LTL only	70 / 081170-03
Panel Ends	30" x 30" x 4"	2.08 cu. ft.	44 lbs.	LTL only	70 / 081170-03
Pedestals (2)	25" x 18" x 19" each	4.95 cu. ft. each	39 lbs. each	LTL only	100 / 082790-06
Center Drawer	26" x 20" x 4"	1.20 cu. ft.	10 lbs.	LTL only	100 / 083270

**77366 Executive Series Single Pedestal Panel End Desk**  
**77366L Executive Series L-Shaped Panel End Desk**  
 with Left Pedestal Return  
**77366R Executive Series L-Shaped Panel End Desk**  
 with Right Pedestal Return

**PRICING**

Models	List /MSRP
77366	\$1,216.00
77366L	\$1,846.00
77366R	\$1,846.00

**DIMENSIONS**

Overall Size Model 77366	Overall Size Model 77366L	Overall Size Model 77366R
Desk Size: 29.25" H x 67" W x 29.50" D Interior Leg Space: 25" H x 48.50" W	Desk Size: 29.25" H x 67" W x 29.50" D Return Size: 29.25" H x 42" W x 25.50" D Interior Leg Space: 25" H x 52.50" W	Desk Size: 29.25" H x 67" W x 29.50" D Return Size: 29.25" H x 42" W x 25.50" D Interior Leg Space: 25" H x 52.50" W
		

Top Finishes	Base Finish	Base	Features
Cherry Gray Nebula  CHY = Cherry GRYNB = Gray Nebula	Scratch-resistant gray metal	Double wall panel ends with leveling glides	<ul style="list-style-type: none"> <li>• Heavy-duty 16-gauge steel construction</li> <li>• Locking double pedestal panel end desk (L &amp; R)</li> <li>• Roll formed front edge top</li> <li>• 1" thick high-pressure laminate top</li> <li>• Locking center drawer on main desk (Model 77366)</li> </ul> <ul style="list-style-type: none"> <li>• Full ball-bearing suspension pedestals</li> <li>• 2 wire management grommets in desk</li> <li>• 1 wire management grommet in return</li> </ul>

**SHIPPING: FOB NC (Zip Code 27540)**

Model 77366	Carton Sizes	Carton Cube	Carton Wt.	FedEx Dim. Wt.	LTL Class / NMFC#
Desk Top & Modesty Panel	69" x 32" x 3"	3.83 cu. ft.	84 lbs.	LTL only	70 / 081170-03
Desk Panel Ends	30" x 30" x 4"	2.08 cu. ft.	44 lbs.	LTL only	70 / 081170-03
Pedestal	25" x 18" x 19"	4.95 cu. ft.	39 lbs.	LTL only	100 / 082790-06
Center Drawer	26" x 20" x 4"	1.20 cu. ft.	10 lbs.	LTL only	100 / 083270

Models 77366L & 77366R	Carton Sizes	Carton Cube	Carton Wt.	FedEx Dim. Wt.	LTL Class / NMFC#
Desk Top & Modesty Panel	69" x 32" x 3"	3.83 cu. ft.	84 lbs.	LTL only	70 / 081170-03
Desk Panel Ends	30" x 30" x 4"	2.08 cu. ft.	44 lbs.	LTL only	70 / 081170-03
Pedestals (2 each)	25" x 18" x 19" each	4.95 cu. ft. each	39 lbs. each	LTL only	100 / 082790-06
Center Drawer	26" x 20" x 4"	1.20 cu. ft.	10 lbs.	LTL only	100 / 083270
Return Top & Modesty Panel	44" x 27" x 2"	1.38 cu. ft.	38 lbs.	LTL only	70 / 081170-03
Return Panel End	31" x 27" x 4"	1.94 cu. ft.	30 lbs.	LTL only	70 / 081170-03

**77372 Executive Series Double Pedestal Panel End Executive Desk 36.25" x 72"**

**PRICING**

Model	List /MSRP
77372	\$1,623.00

**DIMENSIONS**



Overall Size
29.25" H x 72" W x 36.25" D Interior Leg Space: 25" H x 38.50" W

Top Finishes	Base Finish	Base	Features
Cherry Gray Nebula  CHY = Cherry GRYNB = Gray Nebula	Scratch-resistant gray metal	Double wall panel ends with leveling glides	<ul style="list-style-type: none"> <li>• Locking double pedestal panel end desk</li> <li>• 1" thick high-pressure laminate top</li> <li>• Heavy-duty 16-gauge steel construction</li> <li>• Roll formed front edge top</li> <li>• Locking center drawer standard</li> <li>• 2 full ball bearing suspension pedestals</li> <li>• 2 wire management grommets standard</li> </ul>

**SHIPPING: FOB NC (Zip Code 27540)**

Model 77372	Carton Sizes	Carton Cube	Carton Wt.	FedEx Dim. Wt.	LTL Class / NMFC#
Top & Modesty Panel	74" x 39" x 3"	5.01 cu. ft.	107 lbs.	LTL only	70 / 081170-03
Panel Ends	38" x 30" x 4"	2.64 cu. ft.	53 lbs.	LTL only	70 / 081170-03
Pedestals (2)	25" x 18" x 19" each	4.95 cu. ft. each	39 lbs. each	LTL only	100 / 082790-06
Center Drawer	32" x 20" x 4"	1.48 cu. ft.	11 lbs.	LTL only	100 / 083270

# TABLES & DESKS

## ATBASE-DVN Endure Series Adjustable Height Base



### PRICING

Model	List /MSRP
ATBASE-DVN	\$573.00

### DIMENSIONS

Overall Size
29" - 41.50" H x 31.75" W x 31.75" D

Finish	Features	Note
Dark Vein  DVN = Dark Vein	<ul style="list-style-type: none"> <li>Adjustable height table base with the use of the unique 'Crank' lever</li> <li>Designed for 24" to 42" table tops</li> <li>Can be used as standard and café height</li> <li>Sturdy steel frame with dark vein finish</li> <li>Nylon leveling glides</li> </ul>	<ul style="list-style-type: none"> <li>We recommend using an OFM table top to compliment the base</li> <li>We <u>do not</u> recommend a top larger than 36" square and 42" round</li> <li>We <u>do not</u> recommend using a rectangle top at all as it may not be properly balanced</li> <li>If a non-OFM top is used on this base, then the user assumes all liability</li> </ul>

### SHIPPING: FOB NC (Zip Code 27540)

Model	Carton Size	Carton Cube	Carton Wt.	FedEx Dim. Wt.	LTL Class / NMFC#
ATBASE-DVN	24" x 22" x 8"	2.44 cu. ft.	38 lbs.	22	70 / 82790-09

## CBLTBASE Café Height Black Finish Base

## CCLTBASE Café Height Chrome Finish Base



CBLTBASE

CCLTBASE

### PRICING

Models	List /MSRP
CBLTBASE	\$293.00
CCLTBASE	\$293.00

### DIMENSIONS

Overall Size
Top Base Plate: 9.75" Square
Floor Base: 39.50" H x 28.25" W x 28.25" D

Finishes	Features
Black painted steel Chrome-plated steel	<ul style="list-style-type: none"> <li>Designed for 20" to 30" table tops</li> <li>Contemporary café height design</li> <li>Nylon leveling glides</li> </ul>

### SHIPPING: FOB NC (Zip Code 27540)

Models	Carton Size	Carton Cube	Carton Wt.	FedEx Dim. Wt.	LTL Class / NMFC#
CBLTBASE	40" x 14" x 3"	0.97 cu. ft.	14 lbs.	9	70 / 082100-09
CCLTBASE	40" x 14" x 3"	0.97 cu. ft.	14 lbs.	9	70 / 082100-09

## CFTBASE Café Height Silver Finish Base



### PRICING

Model	List /MSRP
CFTBASE	\$333.00

### DIMENSIONS

Overall Size
Top Base Mechanism: 13.25" Diameter
Floor Base: 16.50" Diameter x 39.75" H

Finish	Features
Silver powder-coated painted steel	<ul style="list-style-type: none"> <li>Designed for 20" to 30" table tops</li> <li>Unique flip-top lever allows top to flip downward for storage</li> <li>Built-in handle to carry base or table when top is down</li> <li>Café height design</li> <li>Fits with any contemporary design</li> </ul>

### SHIPPING: FOB NC (Zip Code 27540)

Model CFTBASE	Carton Sizes	Carton Cube	Carton Wt.	FedEx Dim. Wt.	LTL Class / NMFC#
Top Base Mechanism	15" x 15" x 5"	0.65 cu. ft.	7 lbs.	LTL only	93 / 082100-07
Floor Base	18" x 18" x 6"	1.13 cu. ft.	20 lbs.	LTL only	70 / 082100-09
Cylinder	36" x 5" x 4"	0.42 cu. ft.	6 lbs.	LTL only	70 / 082100-09

**MTCAFÉBASE** Café Height Metal Mesh Base



**DIMENSIONS**

Overall Size
Top Base Plate: 13.75" Square
Floor Base: 40.25" H x 21.50" W x 20" D

Finishes	Features
Elegant gray 4-prong base with black metal mesh accent	<ul style="list-style-type: none"> <li>• Designed for 24" to 30" table tops</li> <li>• Elegant 4-prong base with black metal mesh accent</li> <li>• Café height design</li> <li>• Nylon leveling glides</li> </ul>

**PRICING**

Model	List /MSRP
MTCAFÉBASE	\$253.00

**SHIPPING: FOB AZ** (Zip Code 85031) **or NC** (Zip Code 27540)

Model	Carton Size	Carton Cube	Carton Wt.	FedEx Dim. Wt.	LTL Class / NMFC#
MTCAFÉBASE	37" x 15" x 6"	1.93 cu. ft.	35 lbs.	18	65 / 82100-10

**XTBASE-CAFÉ** Café Height Black Finish Base



**DIMENSIONS**

Overall Size
Top Base: 13.75" square
Floor Base: 40" H x 20" W x 20" D

Finish	Features
Black powder-coat	<ul style="list-style-type: none"> <li>• Café height design</li> <li>• Designed for 24" to 30" table tops</li> <li>• Steel base with black powder-coat</li> <li>• Nylon leveling glides</li> <li>• Contemporary design</li> </ul>

**PRICING**

Model	List /MSRP
XTBASE-CAFÉ	\$233.00

**SHIPPING: FOB AZ** (Zip Code 85031) **or NC** (Zip Code 27540)

XTBASE-CAFÉ	Carton Sizes	Carton Cube	Carton Wt.	FedEx Dim. Wt.	LTL Class / NMFC#
Base & Top Plate	17" x 17" x 4"	0.67 cu. ft.	17 lbs.	6	60 / 82100-11
Cylinder	4" x 4" x 41"	+ 0.38 cu. ft.	8 lbs.	4	60 / 82100-11

**FTBASE** Standard Height Polished Aluminum Base



**DIMENSIONS**

Overall Size
Top Base Mechanism: 13.25" Diameter
Floor Base: 28.50" H x 19.50" W x 17.25" D

Finish	Features
Polished aluminum	<ul style="list-style-type: none"> <li>• Designed for 20" to 42" table tops</li> <li>• Unique flip-top lever allows top to flip downward for storage</li> <li>• Space-saving nesting capability for easy storage</li> <li>• Built-in handle to carry base or table when top is down</li> <li>• Standard height design</li> <li>• Nylon leveling glides</li> </ul>

**PRICING**

Model	List /MSRP
FTBASE	\$333.00

**SHIPPING: FOB KS** (Zip Code 66021) **or NC** (Zip Code 27540)

Model	Carton Size	Carton Cube	Carton Wt.	FedEx Dim. Wt.	LTL Class / NMFC#
FTBASE	22" x 19" x 6"	1.45 cu. ft.	13 lbs.	13	93 / 082100-07

# TABLES & DESKS

## LTBASE-Small Standard Height Chrome Finish Base

## LTBASE-Large Standard Height Chrome Finish Base



LTBASE-Small



LTBASE-Large

### PRICING

Models	List /MSRP
LTBASE-Small	\$286.00
LTBASE-Large	\$333.00

### DIMENSIONS

Overall Size LTBASE-Small	Overall Size LTBASE-Large
Top Base Plate: 10" Square	Top Base: 27.75" square
Floor Base: 28.25" H x 24" W x 24" D	Floor Base: 28.25" H x 28.25" W x 28.25" D

Finish	Features
Chrome-plated steel	<ul style="list-style-type: none"> <li>• Model LTBASE-Small designed for 20" to 36" table tops</li> <li>• Model LTBASE-Large designed for 26" to 45" table tops</li> <li>• Standard height design</li> <li>• Contemporary design</li> <li>• Nylon leveling glides</li> </ul>

SHIPPING: FOB AZ (Zip Code 85031), KS (Zip Code 66021), NC (Zip Code 27540)

Models	Carton Size	Carton Cube	Carton Wt.	FedEx Dim. Wt.	LTL Class / NMFC#
LTBASE-Small	28" x 13" x 3"	0.63 cu. ft.	14 lbs.	6	65 / 082100-10
LTBASE-Large	27" x 19" x 4"	1.19 cu. ft.	22 lbs.	11	70 / 082100-09

## MTBASE Standard Height Metal Mesh Base



### DIMENSIONS

Overall Size
Top Base Plate: 13.75" Square
Floor Base: 21" Square x 28.25" H

Finishes	Features
Elegant gray 4-prong base with black metal mesh accent	<ul style="list-style-type: none"> <li>• Designed for 20" to 42" table tops</li> <li>• Elegant 4-prong base with black metal mesh accent</li> <li>• Standard height design</li> <li>• Optional casters available (see Model 55CAS pg. 131)</li> <li>• Nylon leveling glides</li> </ul>

### PRICING

Model	List /MSRP
MTBASE	\$246.00

SHIPPING: FOB KS (Zip Code 66021) or NC (Zip Code 27540)

Model	Carton Size	Carton Cube	Carton Wt.	FedEx Dim. Wt.	LTL Class / NMFC#
MTBASE	25" x 15" x 6"	1.30 cu. ft.	27 lbs.	12	65 / 82100-10

## XTBASE-Small Standard Height Black Finish Base

## XTBASE-Large Standard Height Black Finish Base



XTBASE-Small



XTBASE-Large

### PRICING

Models	List /MSRP
XTBASE-Small	\$249.00
XTBASE-Large	\$273.00

### DIMENSIONS

Overall Size Model XTBASE-Small	Overall Size Model XTBASE-Large
Top Base Plate: 13.75" Square	Top Base: 13.75" square
Floor Base: 28.50" H x 27" x 27" D	Floor Base: 28.25" H x 35.50" W x 35.50" D

Finish	Features
Black powder-coat	<ul style="list-style-type: none"> <li>• Model XTBASE-Small designed for 20" to 36" table tops</li> <li>• Model XTBASE-Large designed for 26" to 45" table tops</li> <li>• Standard height design</li> <li>• Contemporary design</li> <li>• Nylon leveling glides</li> </ul>

SHIPPING: FOB AZ (Zip Code 85031), KS (Zip Code 66021), NC (Zip Code 27540)

Models	Components	Carton Sizes	Carton Cube	Carton Wt.	FedEx Dim. Wt.	LTL Class / NMFC#
XTBASE-Small	Base & Top Plate Cylinder	22" x 22" x 4"	1.12 cu. ft.	21 lbs.	10	60 / 82100-11
		4" x 4" x 29"	0.27 cu. ft.	6 lbs.	3	60 / 82100-11
XTBASE-Large	Base & Top Plate Cylinder	28" x 28" x 4"	1.81 cu. ft.	26 lbs.	17	60 / 82100-11
		4" x 4" x 29"	0.27 cu. ft.	6 lbs.	3	60 / 82100-11



**Endure Series Tables and Base**

**AT30RD** 30" Round & **AT30SQ** 30" Square Adjustable Height Table

**AT36RD** 36" Round & **AT36SQ** 36" Square Adjustable Height Table

**AT42RD** 42" Round Adjustable Height Table

**AT32RD-DVN** 32" Round Metal Top Adjustable Height Table

**AT36SQ-DVN** 36" Square Metal Top Adjustable Height Table

**ATBASE-DVN** Adjustable Height Table Base

**PRICING**

Models	List /MSRP
<i>AT30RD (Laminate Top)</i>	\$816.00
<i>AT30SQ (Laminate Top)</i>	\$816.00
<i>AT36RD (Laminate Top)</i>	\$833.00
<i>AT36SQ (Laminate Top)</i>	\$833.00
<i>AT42RD (Laminate Top)</i>	\$866.00
<i>AT32RD-DVN (Metal Top)</i>	\$766.00
<i>AT36SQ-DVN (Metal Top)</i>	\$793.00
<i>ATBASE-DVN (Table base only)</i>	\$573.00



Top Finishes	Base Finish	Features	Notes
Dark-Vein Cherry Gray Nebula Mahogany Oak  DVN = Dark Vein CHY = Cherry GRYNB = Gray Nebula MHGY = Mahogany OAK = Oak	Dark-Vein  DVN = Dark Vein	<ul style="list-style-type: none"> <li>Adjustable height table with use of unique "Crank" lever</li> <li>1.25" thick laminate top</li> <li>1.50" thick metal top with wood undersurface</li> <li>Nylon leveling glides</li> </ul>	<ul style="list-style-type: none"> <li>Items ship in 2 cartons and incur an additional FedEx shipping surcharge due to size</li> </ul>

**DIMENSIONS**

Overall Size Models AT30RD & AT30SQ	Overall Size Models AT36RD & AT36SQ	Overall Size Models AT42RD	Overall Size Model AT32RD-DVN	Overall Size Model AT36SQ-DVN
30.25" - 42.75" H x 30" W x 30" D	30.25" - 42.75" H x 36" W x 36" D	30.25" - 42.75" H x 42" W x 42" D	30.50" - 43" H x 31.75" W x 31.75" D	30.50" - 43" H x 36" W x 36" D

**SHIPPING: FOB NC (Zip Code 27540) (Please add Top weight to Base weight to get total shipping weight)**

Models	Carton Size	Carton Cube	Carton Wt.	FedEx Dim. Wt.	LTL Class / NMFC#
<i>AT30RD (Laminate Top)</i>	35" x 34" x 3" (top)	2.07 cu. ft.	27 lbs.	19	70 / 082100-09
<i>AT30SQ (Laminate Top)</i>	35" x 34" x 3" (top)	2.07 cu. ft.	27 lbs.	19	70 / 082100-09
<i>AT36RD (Laminate Top)</i>	40" x 40" x 3" (top)	2.77 cu. ft.	29 lbs.	25	85 / 082100-08
<i>AT36SQ (Laminate Top)</i>	40" x 40" x 3" (top)	2.77 cu. ft.	34 lbs.	25	70 / 082100-09
<i>AT42RD (Laminate Top)</i>	46" x 46" x 2" (top)	2.45 cu. ft.	37 lbs.	LTL only	70 / 082100-09
<i>AT32RD-DVN (Metal Top)</i>	35" x 35" x 4" (top)	2.84 cu. ft.	26 lbs.	26	85 / 083620-04
<i>AT36SQ-DVN (Metal Top)</i>	38" x 39" x 4" (top)	3.43 cu. ft.	37 lbs.	31	85 / 083620-04
<i>ATBASE-DVN (Table base only)</i>	24" x 22" x 8" (base)	2.44 cu. ft.	38 lbs.	22	70 / 082790-09



# TABLES & DESKS





## CBLT24RD 24" Round & CBLT24SQ 24" Square Black Base Café Table CBLT30RD 30" Round & CBLT30SQ 30" Square Black Base Café Table

### PRICING

Top Finishes	Base Finish	Features	Notes
Cherry Gray Nebula Mahogany Oak  CHY = Cherry GRYNB = Gray Nebula MHGY = Mahogany OAK = Oak	Elegant black powder-coated paint finish on steel base	<ul style="list-style-type: none"> <li>1.25" thick high-pressure laminate top with honeycomb core</li> <li>Black 3mm T-mold edge banding</li> <li>Nylon leveling glides</li> </ul>	<ul style="list-style-type: none"> <li>Items ship in 2 cartons</li> <li>30" café table tops incur an additional FedEx shipping surcharge due to size</li> </ul>

Models	List /MSRP
CBLT24RD	\$443.00
CBLT24SQ	\$443.00
CBLT30RD	\$516.00
CBLT30SQ	\$516.00
CBLTBASE (Table base only)	\$293.00

### DIMENSIONS

Overall Size Model CBLT24RD	Overall Size Model CBLT24SQ	Overall Size Model CBLT30RD	Overall Size Model CBLT30SQ
41" H x 23.75" W x 23.75" D 	41" H x 23.75" W x 23.75" D 	41" H x 30" W x 30" D 	41" H x 30" W x 30" D 

**SHIPPING: FOB NC (Zip Code 27540) (Please add Top weight to Base weight to get total shipping weight)**

Models	Carton Size	Carton Cube	Carton Wt.	FedEx Dim. Wt.	LTL Class / NMFC#
CBLT24RD	28" x 28" x 3" (Top Only) + Base Carton	1.36 cu. ft. (Top Only) + Base	17 lbs. (Top Only) + Base	12 (Top Only) + Base	70 / 082100-09
CBLT24SQ	28" x 28" x 3" (Top Only) + Base Carton	1.36 cu. ft. (Top Only) + Base	17 lbs. (Top Only) + Base	12 (Top Only) + Base	70 / 082100-09
CBLT30RD	35" x 34" x 3" (Top Only) + Base Carton	2.07 cu. ft. (Top Only) + Base	27 lbs. (Top Only) + Base	19 (Top Only) + Base	70 / 082100-09
CBLT30SQ	35" x 34" x 3" (Top Only) + Base Carton	2.07 cu. ft. (Top Only) + Base	27 lbs. (Top Only) + Base	19 (Top Only) + Base	70 / 082100-09
CBLTBASE	40" x 14" x 3" (Base Only) + Top Carton	0.97 cu. ft. (Base Only) + Top	14 lbs. (Base Only) + Top	9 (Base Only) + Top	70 / 082100-09





## CCLT24RD 24" Round & CCLT24SQ 24" Square Chrome Base Café Table CCLT30RD 30" Round & CCLT30SQ 30" Square Chrome Base Café Table

### PRICING

Top Finishes	Base Finish	Features	Notes
Cherry Gray Nebula Mahogany Oak  CHY = Cherry GRYNB = Gray Nebula MHGY = Mahogany OAK = Oak	Elegant chrome-plated steel base	<ul style="list-style-type: none"> <li>1.25" thick high-pressure laminate top with honeycomb core</li> <li>Black 3mm T-mold edge banding</li> <li>Nylon leveling glides included</li> </ul>	<ul style="list-style-type: none"> <li>Items ship in 2 cartons</li> <li>30" café table tops incur an additional FedEx shipping surcharge due to size</li> </ul>

Models	List /MSRP
CCLT24RD	\$443.00
CCLT24SQ	\$443.00
CCLT30RD	\$516.00
CCLT30SQ	\$516.00
CCLTBASE (Table base only)	\$293.00

### DIMENSIONS

Overall Size Model CCLT24RD	Overall Size Model CCLT24SQ	Overall Size Model CCLT30RD	Overall Size Model CCLT30SQ
41" H x 23.75" W x 23.75" D 	41" H x 23.75" W x 23.75" D 	41" H x 30" W x 30" D 	41" H x 30" W x 30" D 

**SHIPPING: FOB NC (Zip Code 27540) (Please add Top weight to Base weight to get total shipping weight)**

Models	Carton Size	Carton Cube	Carton Wt.	FedEx Dim. Wt.	LTL Class / NMFC#
CCLT24RD	28" x 28" x 3" (Top Only) + Base Carton	1.36 cu. ft. (Top Only) + Base	17 lbs. (Top Only) + Base	12 (Top Only) + Base	70 / 082100-09
CCLT24SQ	28" x 28" x 3" (Top Only) + Base Carton	1.36 cu. ft. (Top Only) + Base	17 lbs. (Top Only) + Base	12 (Top Only) + Base	70 / 082100-09
CCLT30RD	35" x 34" x 3" (Top Only) + Base Carton	2.07 cu. ft. (Top Only) + Base	27 lbs. (Top Only) + Base	19 (Top Only) + Base	70 / 082100-09
CCLT30SQ	35" x 34" x 3" (Top Only) + Base Carton	2.07 cu. ft. (Top Only) + Base	27 lbs. (Top Only) + Base	19 (Top Only) + Base	70 / 082100-09
CCLTBASE	40" x 14" x 3" (Base Only) + Top Carton	0.97 cu. ft. (Base Only) + Top	14 lbs. (Base Only) + Top	9 (Base Only) + Top	70 / 082100-09





**CFT24RD 24" Round & CFT24SQ 24" Square Folding Café Table**  
**CFT30RD 30" Round & CFT30SQ 30" Square Folding Café Table**

**PRICING**

Models	List / MSRP
CFT24RD	\$480.00
CFT24SQ	\$480.00
CFT30RD	\$556.00
CFT30SQ	\$556.00
CFTBASE (Table base only)	\$333.00

Top Finishes	Base Finish	Features	Notes
Cherry Gray Nebula Mahogany Oak  CHY = Cherry GRYNB = Gray Nebula MHGY = Mahogany OAK = Oak	Silver powder-coated paint finish on a steel base	<ul style="list-style-type: none"> <li>• Unique flip-top base allows top to flip downward for storage</li> <li>• Built-in handle to carry table when top is down</li> <li>• 1.25" thick high-pressure laminate top with honeycomb core</li> <li>• Black 3mm T-mold edge banding</li> </ul>	<ul style="list-style-type: none"> <li>• Items ship in 4 cartons</li> <li>• 30" café table tops incur an additional FedEx shipping surcharge due to size</li> </ul>

**DIMENSIONS**

Overall Size Model CFT24RD	Overall Size Model CFT24SQ	Overall Size Model CFT30RD	Overall Size Model CFT30SQ
41" H x 23.75" W x 23.75" D 	41" H x 23.75" W x 23.75" D 	41" H x 30" W x 30" D 	41" H x 30" W x 30" D 

**SHIPPING: FOB NC (Zip Code 27540) (Please add Top weight to Base weight to get total shipping weight)**

Models	Carton Size	Carton Cube	Carton Wt.	FedEx Dim. Wt.	LTL Class / NMFC#
CFT24RD	28" x 28" x 3" (Top Only) + Base	1.36 cu. ft. + 1.83 cu. ft.	17 lbs. + 32 lbs.	LTL only	93 / 82100-07
CFT24SQ	28" x 28" x 3" (Top Only) + Base	1.36 cu. ft. + 1.83 cu. ft.	17 lbs. + 32 lbs.	LTL only	93 / 82100-07
CFT30RD	35" x 34" x 3" (Top Only) + Base	2.07 cu. ft. + 1.83 cu. ft.	27 lbs. + 32 lbs.	LTL only	93 / 82100-07
CFT30SQ	35" x 34" x 3" (Top Only) + Base	2.07 cu. ft. + 1.83 cu. ft.	27 lbs. + 32 lbs.	LTL only	93 / 82100-07
CFTBASE only	15" x 15" x 5" + 36" x 5" x 4" + 18" x 18" x 6"	0.65 cu. ft. + 0.42 cu. ft. + 1.13 cu. ft.	33 lbs. total	LTL only	93 / 82100-07







**CMT24RD 24" Round & CMT24SQ 24" Square Metal Mesh Base Café Table**  
**CMT30RD 30" Round & CMT30SQ 30" Square Metal Mesh Base Café Table**

**PRICING**

Models	List / MSRP
CMT24RD	\$460.00
CMT24SQ	\$460.00
CMT30RD	\$526.00
CMT30SQ	\$526.00
MTCAFÉBASE (Table base only)	\$253.00

Top Finishes	Base Finishes	Features	Notes
Cherry Gray Nebula Mahogany Oak	Elegant gray 4-prong base with black metal mesh accent	<ul style="list-style-type: none"> <li>• 1.25" thick high-pressure laminate top with honeycomb core</li> <li>• Black 3mm T-mold edge banding</li> <li>• Nylon leveling glides</li> </ul>	<ul style="list-style-type: none"> <li>• Items ship in 2 cartons</li> <li>• 30" café table tops incur an additional FedEx shipping surcharge due to size</li> </ul>

**DIMENSIONS**

Overall Size Model CMT24RD	Overall Size Model CMT24SQ	Overall Size Model CMT30RD	Overall Size Model CMT30SQ
41.25" H x 24" W x 24" D 	41.25" H x 24" W x 24" D 	41.25" H x 30" W x 30" D 	41.25" H x 30" W x 30" D 

**SHIPPING: FOB AZ (Zip Code 85031) or NC (Zip Code 27540) (Please add Top weight to Base weight to get total shipping weight)**

Models	Carton Size	Carton Cube	Carton Wt.	FedEx Dim. Wt.	LTL Class / NMFC#
CMT24RD	28" x 28" x 3" (Top Only) + Base	1.36 cu. ft. (Top Only) + Base	17 lbs. (Top Only) + Base	12 (Top Only) + Base	70 / 082100-09
CMT24SQ	28" x 28" x 3" (Top Only) + Base	1.36 cu. ft. (Top Only) + Base	17 lbs. (Top Only) + Base	12 (Top Only) + Base	70 / 082100-09
CMT30RD	35" x 34" x 3" (Top Only) + Base	2.07 cu. ft. (Top Only) + Base	27 lbs. (Top Only) + Base	19 (Top Only) + Base	70 / 082100-09
CMT30SQ	35" x 34" x 3" (Top Only) + Base	2.07 cu. ft. (Top Only) + Base	27 lbs. (Top Only) + Base	19 (Top Only) + Base	70 / 082100-09
MTCAFÉBASE	37" x 15" x 6" (Base Only) + Top	1.93 cu. ft. (Base Only) + Top	35 lbs. (Base Only) + Top	26 (Base Only) + Top	65 / 82100-10

# TABLES & DESKS





**XTC24RD** 24" Round & **XTC24SQ** 24" Square X Style Base Café Table  
**XTC30RD** 30" Round & **XTC30SQ** 30" Square X Style Base Café Table

## PRICING

Models	List /MSRP
XTC24RD	\$333.00
XTC24SQ	\$333.00
XTC30RD	\$373.00
XTC30SQ	\$373.00
XTBASE-CAFÉ (Table base only)	\$233.00

Top Finishes	Base Finish	Features	Notes
Cherry Gray Nebula Mahogany Oak  CHY = Cherry GRYNB = Gray Nebula MHGY = Mahogany OAK = Oak	Black powder-coat	<ul style="list-style-type: none"> <li>1.25" thick high-pressure laminate top with honeycomb core</li> <li>Black 3mm T-mold edge banding</li> <li>Nylon leveling glides</li> </ul>	<ul style="list-style-type: none"> <li>Items ship in 3 cartons</li> <li>30" café table tops incur an additional FedEx shipping surcharge due to size</li> </ul>

## DIMENSIONS

Overall Size Model XTC24RD	Overall Size Model XTC24SQ	Overall Size Model XTC30RD	Overall Size Model XTC30SQ
41.25" H x 24" W x 24" D 	41.25" H x 24" W x 24" D 	41.25" H x 30" W x 30" D 	41.25" H x 30" W x 30" D 

**SHIPPING: FOB AZ (Zip Code 85031) or NC (Zip Code 27540) (Please add Top weight to Base weight to get total shipping weight)**

Models	Carton Size	Carton Cube	Carton Wt.	FedEx Dim. Wt.	LTL Class / NMFC#
XTC24RD	28" x 28" x 3" (Top Only) + Base	1.36 cu. ft. (Top Only) + Base	17 lbs. (Top Only) + Base	12 (Top Only) + Base	70 / 082100-09
XTC24SQ	28" x 28" x 3" (Top Only) + Base	1.36 cu. ft. (Top Only) + Base	17 lbs. (Top Only) + Base	12 (Top Only) + Base	70 / 082100-09
XTC30RD	35" x 34" x 2" (Top Only) + Base	2.07 cu. ft. (Top Only) + Base	27 lbs. (Top Only) + Base	19 (Top Only) + Base	70 / 082100-09
XTC30SQ	35" x 34" x 2" (Top Only) + Base	2.07 cu. ft. (Top Only) + Base	27 lbs. (Top Only) + Base	19 (Top Only) + Base	70 / 082100-09
XTBASE-CAFÉ	17" x 17" x 4" (Base Only) 4" x 4" x 41" (Base Only) + Top	0.67 cu. ft. (Base Only) + Top + 0.38 cu. ft. (Base Only) + Top	17 lbs. (Base Only) + Top 8 lbs. (Base Only) + Top	6 (Base Only) + Top 4 (Base Only) + Top	60 / 82100-11 60 / 82100-11





**FT36RD** 36" Round & **FT36SQ** 36" Square Folding Multi-Purpose Table  
**FT42RD** 42" Round & **FT42SQ** 42" Square Folding Multi-Purpose Table

## PRICING

Models	List /MSRP
FT36RD	\$506.00
FT36SQ	\$506.00
FT42RD	\$586.00
FT42SQ	\$586.00
FTBASE (Table base only)	\$333.00

Top Finishes	Base Finish	Features	Notes
Cherry Gray Nebula Mahogany Oak  CHY = Cherry GRYNB = Gray Nebula MHGY = Mahogany OAK = Oak	Polished aluminum X-base	<ul style="list-style-type: none"> <li>Unique flip-top base allows top to flip downward for storage</li> <li>Built-in handle to carry table when top is down</li> <li>Space-saving nesting capability for easy storage</li> <li>1.25" thick high-pressure laminate top with honeycomb core</li> <li>Black 3mm T-mold edge banding</li> <li>Nylon leveling glides</li> </ul>	<ul style="list-style-type: none"> <li>Items ship in 2 cartons</li> <li>Models FT36RD &amp; FT36SQ incur an additional FedEx shipping surcharge due to size</li> </ul>

## DIMENSIONS

Overall Size Model FT36RD	Overall Size Model FT36SQ	Overall Size Model FT42RD	Overall Size Model FT42SQ
29.75" H x 35.75" W x 35.75" D 	29.75" H x 35.75" W x 35.75" D 	29.75" H x 42" W x 42" D 	29.75" H x 42" W x 42" D 

**SHIPPING: FOB AZ (Zip Code 85031), KS (Zip Code 66021), NC (Zip Code 27540) (Please add Top weight to Base weight to get total shipping weight)**

Models	Carton Size	Carton Cube	Carton Wt.	FedEx Dim. Wt.	LTL Class / NMFC#
FT36RD	40" x 40" x 3" (Top Only) + Base	2.78 cu. ft. (Top Only)	29 lbs. (Top Only)	25 (Top Only)	85 / 082100-08
FT36SQ	40" x 40" x 3" (Top Only) + Base	2.78 cu. ft. (Top Only)	34 lbs. (Top Only)	25 (Top Only)	70 / 082100-09
FT42RD	46" x 46" x 2" (Top Only) + Base	2.45 cu. ft. (Top Only)	37 lbs. (Top Only)	LTL only (Top Only)	70 / 082100-09
FT42SQ	46" x 46" x 2" (Top Only) + Base	2.45 cu. ft. (Top Only)	37 lbs. (Top Only)	LTL only (Top Only)	70 / 082100-09
FTBASE	22" x 19" x 6" (Base Only) + Top	1.45 cu. ft. (Base Only)	13 lbs. (Base Only)	13 (Base Only)	92.50 / 082100-07





**LT36RD 36" Round & LT36SQ 36" Square Multi-Purpose Table**  
**LT42RD 42" Round & LT42SQ 42" Square Multi-Purpose Table**

**PRICING**

Top Finishes	Base Finish	Features	Notes
Cherry Gray Nebula Mahogany Oak  CHY = Cherry GRYNB = Gray Nebula MHGY = Mahogany OAK = Oak	Elegant chrome-plated steel base	<ul style="list-style-type: none"> <li>1.25" thick high-pressure laminate top with honeycomb core</li> <li>Black 3mm T-mold edge banding</li> <li>Nylon leveling glides</li> </ul>	<ul style="list-style-type: none"> <li>Items ship in 2 cartons</li> <li>Models LT36RD &amp; LT36SQ incur an additional FedEx shipping surcharge due to size</li> </ul>

Models	List /MSRP
LT36RD	\$470.00
LT36SQ	\$470.00
LT42RD	\$543.00
LT42SQ	\$543.00
LTBASE-Small (Table base only)	\$286.00
LTBASE-Large (Table base only)	\$333.00

**DIMENSIONS**

Overall Size Model LT36RD	Overall Size Model LT36SQ	Overall Size Model LT42RD	Overall Size Model LT42SQ
29.50" H x 36" W x 36" D 	29.50" H x 36" W x 36" D 	29.50" H x 42.25" W x 42.25" D 	29.50" H x 42.25" W x 42.25" D 

**SHIPPING: FOB AZ (Zip Code 85031), KS (Zip Code 66021), NC (Zip Code 27540) (Please add Top weight to Base weight to get total shipping weight)**

Models	Carton Size	Carton Cube	Carton Wt.	FedEx Dim. Wt.	LTL Class / NMFC#
LT36RD	40" x 40" x 3" (Top Only) + Base	2.78 cu. ft. (Top Only)	29 lbs. (Top Only)	25 (Top Only)	85 / 082100-08
LT36SQ	40" x 40" x 3" (Top Only) + Base	2.78 cu. ft. (Top Only)	34 lbs. (Top Only)	25 (Top Only)	70 / 082100-09
LT42RD	46" x 46" x 2" (Top Only) + Base	2.45 cu. ft. (Top Only)	37 lbs. (Top Only)	LTL only (Top Only)	70 / 082100-09
LT42SQ	46" x 46" x 2" (Top Only) + Base	2.45 cu. ft. (Top Only)	37 lbs. (Top Only)	LTL only (Top Only)	70 / 082100-09
LTBASE-Small	28" x 13" x 3" (Top Only) + Base	0.63 cu. ft. (Base Only)	14 lbs. (Base Only)	6 (Base Only)	65 / 082100-10
LTBASE-Large	27" x 19" x 4" (Base Only) + Top	1.19 cu. ft. (Base Only)	22 lbs. (Base Only)	11 (Base Only)	70 / 082100-09





**MT36RD 36" Round & MT36SQ 36" Square Metal Mesh Base Multi-Purpose Table**  
**MT42RD 42" Round & MT42SQ 42" Square Metal Mesh Base Multi-Purpose Table**

**PRICING**

Top Finishes	Base Finishes	Features	Notes
Cherry Gray Nebula Mahogany Oak  CHY = Cherry GRYNB = Gray Nebula MHGY = Mahogany OAK = Oak	Elegant gray 4-prong base with black metal mesh accent	<ul style="list-style-type: none"> <li>1.25" thick high-pressure laminate top with honeycomb core</li> <li>Black 3mm T-mold edge banding</li> <li>Nylon leveling glides</li> <li>Optional casters 55CAS adds 1.50" to the height of the table overall (see pg. 131)</li> </ul>	<ul style="list-style-type: none"> <li>Items ship in 2 cartons</li> <li>Models MT36RD &amp; MT36SQ incur an additional FedEx shipping surcharge due to size</li> </ul>

Models	List /MSRP
MT36RD	\$423.00
MT36SQ	\$423.00
MT42RD	\$480.00
MT42SQ	\$480.00
MTBASE (Table base only)	\$246.00

**DIMENSIONS**

Overall Size Model MT36RD	Overall Size Model MT36SQ	Overall Size Model MT42RD	Overall Size Model MT42SQ
29.50" H x 36" W x 36" D 	29.50" H x 36" W x 36" D 	29.50" H x 42" W x 42" D 	29.50" H x 42" W x 42" D 

**SHIPPING: FOB AZ (Zip Code 85031), KS (Zip Code 66021), NC (Zip Code 27540) (Please add Top weight to Base weight to get total shipping weight)**

Models	Carton Size	Carton Cube	Carton Wt.	FedEx Dim. Wt.	LTL Class / NMFC#
MT36RD	40" x 40" x 3" (Top Only) + Base	2.78 cu. ft. (Top Only)	29 lbs. (Top Only)	25 (Top Only)	85 / 082100-08
MT36SQ	40" x 40" x 3" (Top Only) + Base	2.78 cu. ft. (Top Only)	34 lbs. (Top Only)	25 (Top Only)	70 / 082100-09
MT42RD	46" x 46" x 2" (Top Only) + Base	2.45 cu. ft. (Top Only)	37 lbs. (Top Only)	LTL only (Top Only)	70 / 082100-09
MT42SQ	46" x 46" x 2" (Top Only) + Base	2.45 cu. ft. (Top Only)	37 lbs. (Top Only)	LTL only (Top Only)	70 / 082100-09
MTBASE only	25" x 15" x 6" (Base Only) + Top	1.30 cu. ft. (Base Only)	27 lbs. (Base Only)	12 (Base Only)	65 / 082100-10

# TABLES & DESKS





**XT36RD** 36" Round & **XT36SQ** 36" Square Multi-Purpose Table  
**XT42RD** 42" Round & **XT42SQ** 42" Square Multi-Purpose Table

## PRICING

Models	List /MSRP
XT36RD	\$413.00
XT36SQ	\$413.00
XT42RD	\$456.00
XT42SQ	\$456.00
XTBASE-Small (Table base only)	\$249.00
XTBASE-Large (Table base only)	\$273.00

Top Finishes	Base Finish	Features	Notes
Cherry Gray Nebula Mahogany Oak  CHY = Cherry GRYNB = Gray Nebula MHGY = Mahogany OAK = Oak	Black powder-coated	<ul style="list-style-type: none"> <li>1.25" thick high-pressure laminate top with honeycomb core</li> <li>Black 3mm T-mold edge banding</li> <li>Nylon leveling glides</li> </ul>	<ul style="list-style-type: none"> <li>Items ship in 3 cartons</li> <li>Models XT36RD &amp; XT36SQ incur an additional FedEx shipping surcharge due to size</li> </ul>

## DIMENSIONS

Overall Size Model XT36RD	Overall Size Model XT36SQ	Overall Size Model XT42RD	Overall Size Model XT42SQ
29.50" H x 36" W x 36" D 	29.50" H x 36" W x 36" D 	29.50" H x 42" W x 42" D 	29.50" H x 42" W x 42" D 

**SHIPPING: FOB AZ (Zip Code 85031), KS (Zip Code 66021), NC (Zip Code 27540) (Please add Top weight to Base weight to get total shipping weight)**

Models	Carton Size	Carton Cube	Carton Wt.	FedEx Dim. Wt.	LTL Class / NMFC#
XT36RD	40" x 40" x 3" (Top Only) + Base	2.78 cu. ft. (Top Only)	29 lbs. (Top Only)	25 (Top Only)	85 / 082100-08
XT36SQ	40" x 40" x 3" (Top Only) + Base	2.78 cu. ft. (Top Only)	34 lbs. (Top Only)	25 (Top Only)	70 / 082100-09
XT42RD	46" x 46" x 2" (Top Only) + Base	2.45 cu. ft. (Top Only)	37 lbs. (Top Only)	LTL only (Top Only)	70 / 082100-09
XT42SQ	46" x 46" x 2" (Top Only) + Base	2.45 cu. ft. (Top Only)	37 lbs. (Top Only)	LTL only (Top Only)	70 / 082100-09
XTBASE-Small	22" x 22" x 4" (Base ct. 1) 4" x 4" x 29" (Base ct. 2)	1.12 cu. ft. (Base ct. 1) 0.27 cu. ft. (Base ct. 2)	21 lbs. (Base ct. 1) 6 lbs. (Base ct. 2)	10 (Base ct. 1) 3 (Base ct. 2)	60 / 82100-11 60 / 82100-11
XTBASE-Large	28" x 28" x 4" (Base ct. 1) 4" x 4" x 29" (Base ct. 2)	1.81 cu. ft. (Base ct. 1) 0.27 cu. ft. (Base ct. 2)	26 lbs. (Base ct. 1) 6 lbs. (Base ct. 2)	17 (Base ct. 1) 3 (Base ct. 2)	60 / 82100-11 60 / 82100-11

**NGT-1** NET Large Glass Top Table  
**NGT-2** NET Small Glass Top Table



**net**  
by ofm



## PRICING

Models	List /MSRP
NGT-1	\$563.00
NGT-2	\$393.00

## DIMENSIONS

Overall Size NGT-1	Overall Size NGT-2
29.50" H x 27.50" Diameter 	23.50" H x 17.75" Diameter 

Frame Finish	Features	Notes
• Silver powder-coated painted finish	<ul style="list-style-type: none"> <li>Indoor/outdoor use</li> <li>Easy to assemble</li> <li>1/2" thick frosted tempered glass</li> <li>Sturdy powder-coated painted steel frame</li> <li>Weight capacity 100 lbs.</li> <li>Weighted steel floor base</li> </ul>	<ul style="list-style-type: none"> <li>Item ships in 3 cartons</li> <li>Greenguard® Certified for Children &amp; Schools</li> </ul>

**SHIPPING: FOB NC (Zip Code 27540)**

Models	Carton Sizes	Carton Cube	Carton Wt.	FedEx Dim. Wt.	LTL Class / NMFC#
NGT-1	31" x 30" x 3" (top) + 22" x 22" x 1" (base) + 30" x 5" x 5" (base support)	1.61 cu. ft. + 0.28 cu. ft. + 0.43 cu. ft.	30 lbs. + 31 lbs. + 5 lbs.	15 + 3 + 4	70 / 082100-09 70 / 082790-09 85 / 082790-08
NGT-2	21" x 19" x 3" (top) + 16" x 16" x 1" (base) + 23" x 5" x 5" (base support)	0.69 cu. ft. + 0.15 cu. ft. + 0.33 cu. ft.	14 lbs. + 15 lbs. + 3 lbs.	6 + 2 + 3	70 / 082100-09 70 / 082790-09 85 / 082790-08



**LIB3672 Library Table 36" x 72"**

**LIB4896 Library Table 48" x 96"**

**PRICING**

Models	List /MSRP
LIB3672	\$1,063.00
LIB4896	\$1,213.00

**DIMENSIONS**

Overall Size Model LIB3672	Overall Size Model LIB4896
29" H x 72" W x 36" D 	29" H x 96" W x 48" D 

Top Finishes	Base Finish	Features
English Oak Gray Nebula Mahogany  EOAK = English Oak GRY = Gray Nebula MHGY = Mahogany	Black	<ul style="list-style-type: none"> <li>• High-pressure laminate surface</li> <li>• Black 3mm T-mold protective edge banding</li> <li>• Two-piece top (LIB4896 only)</li> <li>• Nylon-faced leveling glides</li> <li>• 15-gauge steel frame and legs</li> <li>• Easy assembly</li> </ul>

**SHIPPING: FOB NC (Zip Code 27540)**

Models	Carton Sizes	Carton Cube	Carton Wt.	FedEx Dim. Wt.	LTL Class / NMFC#
LIB3672	63" x 12" x 5" (base) + 72" x 36" x 2" (top)	2.19 cu. ft. + 3.00 cu. ft.	50 lbs. + 80 lbs.	LTL only LTL only	65 / 082100-10 60 / 082100-11
LIB4896	75" x 16" x 5" (base) + 96" x 48" x 3" (top)	3.47 cu. ft. + 8.00 cu. ft.	55 lbs. + 142 lbs.	LTL only LTL only	70 / 082100-09 65 / 082100-10

**UT2448 Utility Table 24" x 48"**

**UT2460 Utility Table 24" x 60"**

**UT3048 Utility Table 30" x 48"**





**UT3060 Utility Table 30" x 60"**

**PRICING**

Models	List /MSRP
UT2448	\$306.00
UT2460	\$340.00
UT3048	\$340.00
UT3060	\$373.00

Top Finishes	Base Finish	Features	Notes
Cherry Maple Oak  CHY = Cherry MPL = Maple OAK = Oak	Scratch-resistant gray metal	<ul style="list-style-type: none"> <li>• Contemporary design with bull-nose edges</li> <li>• High-pressure laminate top</li> <li>• 15-gauge steel frame and legs</li> <li>• Leveling glides</li> </ul>	<ul style="list-style-type: none"> <li>• Arizona shipping available for all models in Cherry finish only</li> </ul>

**DIMENSIONS**

Overall Size Model UT2448	Overall Size Model UT2460	Overall Size Model UT3048	Overall Size Model UT3060
30" H x 48" W x 24" D Interior Leg Space: 25.50" H x 43.75" W 	30" H x 60" W x 24" D Interior Leg Space: 25.50" H x 55.75" W 	30" H x 48" W x 30" D Interior Leg Space: 25.50" H x 43.75" W 	30" H x 60" W x 30" D Interior Leg Space: 25.50" H x 55.75" W 

**SHIPPING: FOB AZ (Zip Code 85031), KS (Zip Code 66021), NC (Zip Code 27540)**

Models	Carton Size	Carton Cube	Carton Wt.	FedEx Dim. Wt.	LTL Class / NMFC#
UT2448	50" x 26" x 4"	3.01 cu. ft.	63 lbs.	LTL only	65 / 82100-10
UT2460	61" x 26" x 4"	3.67 cu. ft.	73 lbs.	LTL only	70 / 082100-09
UT3048	50" x 33" x 4"	3.82 cu. ft.	72 lbs.	LTL only	70 / 082100-09
UT3060	61" x 32" x 4"	4.52 cu. ft.	91 lbs.	LTL only	70 / 082100-09

# TABLES & DESKS

## 1002/1003 Cluster Table with Laminate Top

### PRICING

Models	List /MSRP
1002 (24" x 48" top)	\$1,353.00
1002-SS* (24" x 48" top)	\$1,620.00
1003 (30" x 48" top)	\$1,580.00
1003-SS* (30" x 48" top)	\$1,846.00



Seat Colors	Table Top Laminate Colors	Frame Color	Features
BLK = Black BLUE = Blue MRN = Maroon RED = Red YLW = Yellow SS = Stainless Steel*	BGNB = Beige Nebula GRYNB = Gray Nebula BLUE = Blue RED = Red YLW = Yellow	Black	<ul style="list-style-type: none"> <li>Laminate tops are not water-proof and not suitable for outdoors</li> <li>Steel frame and seats are water and fire-proof</li> <li>1" thick 24" x 48" or 30" x 48" top</li> <li>Auto-return swivel seats</li> <li>Mixed color seats optional</li> <li>Steel seats with powder-coated paint finish</li> <li>Black powder-coated paint on steel frame</li> <li>Adjustable foot glides</li> <li>Permanent installation available</li> </ul>

### DIMENSIONS

Models	Table Top Height	Seat Size	Seat Back Size	Seat Height	From Seat Back to Table Top	Permanent Installation Holes	Overall Size	Base	Weight Capacity
1002	28"	17" W x 14" D	16" W x 11.50" H	18"	20"	0.375" W x 0.625" D	29.50" H x 47.50" W x 64.25" D	4 legs	250 lbs. per seat
1003	28"	17" W x 14" D	16" W x 11.50" H	18"	20"	0.375" W x 0.625" D	29.50" H x 47.50" W x 71" D	4 legs	250 lbs. per seat

### SHIPPING: FOB NC (Zip Code 27540)

Models	Carton Sizes	Carton Cube	Carton Wt.	FedEx Dim. Wt.	LTL Class / NMFC#
1002	49" x 25" x 3" (top) + 47" x 19" x 7" (frame) + 23" x 12" x 19" (4 seats)	2.13 cu. ft. 3.62 cu. ft. 3.03 cu. ft.	30 lbs. + 56 lbs. + 22 lbs.	LTL only LTL only LTL only	70 / 082100-09 70 / 080580-09 100 / 080580-06
1003	49" x 31" x 3" (top) + 53" x 19" x 7" (frame) + 23" x 12" x 19" (4 seats)	2.64 cu. ft. 4.08 cu. ft. 3.03 cu. ft.	36 lbs. + 58 lbs. + 22 lbs.	LTL only LTL only LTL only	70 / 082100-09 70 / 082100-09 100 / 080580-06

## 1004/1005 Cluster Table with Stainless Steel Top

### PRICING

Model	List /MSRP
1004 (24" x 48" top)	\$1,353.00
1004-SS* (24" x 48" top)	\$1,620.00
1005 (30" x 48" top)	\$1,580.00
1005-SS* (30" x 48" top)	\$1,846.00



Seat Colors	Table Top Finish	Frame Color	Features
BLK = Black BLUE = Blue MRN = Maroon RED = Red YLW = Yellow SS = Stainless Steel*	SS = Stainless Steel	Black	<ul style="list-style-type: none"> <li>Steel frame and seats are water and fire-proof</li> <li>1" thick 24" x 48" or 30" x 48" top</li> <li>Durable stainless steel top surface</li> <li>Auto-return swivel seats</li> <li>Mixed color seats optional</li> <li>Steel seats with powder-coated paint finish</li> <li>Black powder-coated paint on steel frame</li> <li>Adjustable foot glides</li> <li>Permanent installation available</li> </ul>

### DIMENSIONS


Models	Table Top Height	Seat Size	Seat Back Size	Seat Height	From Seat Back to Table Top	Permanent Installation Holes	Overall Size	Base	Weight Capacity
1004	28"	17" W x 14" D	16" W x 11.50" H	18"	20"	0.375" W x 0.625" D	29.50" H x 47.50" W x 64.25" D	4 legs	250 lbs. per seat
1005	28"	17" W x 14" D	16" W x 11.50" H	18"	20"	0.375" W x 0.625" D	29.50" H x 47.50" W x 71" D	4 legs	250 lbs. per seat

### SHIPPING: FOB KS (Zip Code 66021), NC (Zip Code 27540), WA (Zip Code 98032)

Models	Carton Sizes	Carton Cube	Carton Wt.	FedEx Dim. Wt.	LTL Class / NMFC#
1004	48" x 25" x 3" (top) + 47" x 19" x 7" (frame) + 23" x 12" x 19" (4 seats)	2.08 cu. ft. 3.62 cu. ft. 3.03 cu. ft.	33 lbs. + 56 lbs. + 22 lbs.	LTL only LTL only LTL only	70 / 082100-09 70 / 080580-09 100 / 080580-06
1005	49" x 31" x 3" (top) + 53" x 19" x 7" (frame) + 23" x 12" x 19" (4 seats)	2.64 cu. ft. 4.08 cu. ft. 3.03 cu. ft.	40 lbs. + 58 lbs. + 22 lbs.	LTL only LTL only LTL only	70 / 082100-09 70 / 082100-09 100 / 080580-06



**1006/1007 Retro Bench**



'W' style frame = end support.  
Enter from one side.



'M' style frame = center support.  
Enter from both sides.

**PRICING**

Models	List /MSRP
1006M (24" x 48" top) M = Middle support - enter both sides	\$1,650.00
1006W (24" x 48" top) W = End support - enter one side	\$1,756.00
1007M (30" x 48" top) M = Middle support - enter both sides	\$1,863.00
1007W (30" x 48" top) W = End support - enter one side	\$1,970.00

Laminate Seat Colors	Table Top	Frame Color	Features	Notes
Black Blue Red	Stainless Steel	Black	<ul style="list-style-type: none"> <li>Water and fire-proof frame and top</li> <li>24" x 48" or 30" x 48" stainless steel top</li> <li>Adjustable foot glides</li> <li>Permanent installation available</li> </ul>	<ul style="list-style-type: none"> <li>2 frame styles to choose from M = Middle support-enter both sides W = End support-enter one side</li> <li>1/2" thick plywood seat covered in high-pressure laminate</li> <li>Back of bench seat is always black</li> </ul>
<p>Back of bench seat is always black</p> <p>BLK = Black BLUE = Blue RED = Red</p>				

**DIMENSIONS**

Models	Seat Height	Seat Back to Table	Overall Size	Base	Weight Capacity
1006M & 1006W	18"	17.50"	39.50" H x 68" W x 48" D	4 legs	500 lbs. per bench
1007M & 1007W	18"	14.50"	39.50" H x 68" W x 48" D	4 legs	500 lbs. per bench

**SHIPPING: FOB KS (Zip Code 66021), NC (Zip Code 27540), WA (Zip Code 98032)**

Models	Carton Sizes	Carton Cube	Carton Wt.	FedEx Dim. Wt.	LTL Class / NMFC#
1006M	48" x 25" x 3" (top)	2.08 cu. ft.	33 lbs.	LTL only	85 / 083620-03
	+ 48" x 20" x 6" (frame)	3.33 cu. ft.	49 lbs.	LTL only	70 / 080580-09
	+ 22" x 45" x 16" (seats)	9.17 cu. ft.	30 lbs.	LTL only	175 / 080865-03
1006W	48" x 25" x 3" (top)	2.08 cu. ft.	33 lbs.	LTL only	85 / 083620-03
	+ 42" x 32" x 6" (frame)	4.67 cu. ft.	54 lbs.	LTL only	85 / 080580-08
	+ 22" x 45" x 16" (seats)	9.17 cu. ft.	30 lbs.	LTL only	175 / 080865-03
	+ 50" x 6" x 4" (beam)	0.69 cu. ft.	10 lbs.	LTL only	70 / 080580-09
1007M	49" x 31" x 3" (top)	2.64 cu. ft.	40 lbs.	LTL only	70 / 082100-09
	+ 54" x 20" x 7" (frame)	4.38 cu. ft.	50 lbs.	LTL only	85 / 080580-08
	+ 22" x 45" x 16" (seats)	9.17 cu. ft.	30 lbs.	LTL only	175 / 080865-03
1007W	49" x 31" x 3" (top)	2.64 cu. ft.	40 lbs.	LTL only	70 / 082100-09
	+ 43" x 32" x 6" (frame)	4.78 cu. ft.	55 lbs.	LTL only	85 / 080580-08
	+ 22" x 45" x 16" (seats)	9.17 cu. ft.	30 lbs.	LTL only	175 / 080865-03
	+ 56" x 5" x 4" (beam)	0.65 cu. ft.	11 lbs.	LTL only	70 / 080580-09

# TABLES & DESKS

## Endure Series Tables with Seats

- 9004 Standing Height table with 4 Seats
- 9008 Standing Height table with 8 Seats
- 9012 Standing Height table with 12 Seats
- 9016 Standing Height table with 16 Seats

### PRICING

Models	List /MSRP
9004	\$1,999.00
9008	\$3,833.00
9012	\$5,666.00
9016	\$7,499.00



Top Finishes	Seat Finishes	Base Finish	Features
WHT = White Dry Erase WLT = Walnut	DVN = Dark Vein WLT = Walnut	Dark-Vein	<ul style="list-style-type: none"> <li>• 300 lbs. weight capacity per seat</li> <li>• Standing height table with attached seats, can be used with or without seats</li> <li>• 1" thick top</li> <li>• White Dry Erase surface or Walnut finish laminate top</li> <li>• Swivel seats with pullout seat positioning</li> <li>• Seats available in solid wood with walnut finish or contoured metal with dark vein powder-coat finish</li> <li>• UL Listed and approved flip up electrical recharge panel with 3 AC plugs and 2 USB ports</li> <li>• 4 foot electrical cord</li> </ul>

Model number listed first - seat style - top finish.



9012-WLT-WLT  
Endure Series Table with 12 Seats



9004-DVN-WHT  
Endure Series Table with 4 Seats



UL Listed and approved flip up electrical recharge panel with 3 AC plugs and 2 USB ports

### SHIPPING: FOB NC (Zip Code 27540)

Models	Size of Boxes on Pallet	Total Weight	Number of Cartons	Total Cu. Ft.	FedEx Dim. Wt.	LTL Class / NMFC#
9004	60" x 36" x 21"	200 lbs.	10	27 cu. ft.	LTL only	150 / 80560
9008	60" x 36" x 30"	340 lbs.	19	38 cu. ft.	LTL only	150 / 80560
9012	60" x 36" x 47"	475 lbs.	28	59 cu. ft.	LTL only	150 / 80560
9016	60" x 36" x 51"	610 lbs.	37	64 cu. ft.	LTL only	150 / 80560

- 66124 Mesa Series Modesty/Privacy Panel for Model 66122
- 66154 Mesa Series Modesty/Privacy Panel for Model 66152
- 66184 Mesa Series Modesty/Privacy Panel for Model 66182

### PRICING

Models	List /MSRP
66124 (Modesty/Privacy Panel)	\$90.00
66154 (Modesty/Privacy Panel)	\$92.00
66184 (Modesty/Privacy Panel)	\$94.00

66124 Size	66165 Size	66184 Size
38.25" W x 12.50" H	50" W x 12.50" H	62" W x 12.50" H

Finishes	Features
Black Cloth	<ul style="list-style-type: none"> <li>• Both a Modesty and Privacy Panel</li> <li>• Flips up or down as needed</li> </ul>

### SHIPPING: FOB NC (Zip Code 27540)

Models	Carton Sizes	Carton Cube	Carton Wt.	FedEx Dim. Wt.	LTL Class / NMFC#
66124	43" x 16" x 4"	1.59 cu. ft.	5	15	125 / 82100-05
66154	54" x 16" x 4"	2.00 cu. ft.	6	18	125 / 82100-05
66184	66" x 16" x 4"	2.44 cu. ft.	7	22	125 / 82100-05

**55150 Back Privacy Panel for Model 55103**



**DIMENSIONS**

Overall Size	Accessory for Model
21.50" H x 48" W x 1" D	55103



**PRICING**

Model	List /MSRP
55150	\$220.00

Finishes	Features
Cherry Graphite Maple	<ul style="list-style-type: none"> <li>No tools required for assembly</li> <li>Thermofused melamine finish with self edge</li> <li>Wire management grommet</li> <li>Detachable metal strip for magnets</li> </ul>
CHY = Cherry GRPT = Graphite MPL = Maple	

**SHIPPING: FOB NC (Zip Code 27540)**

Model	Carton Size	Carton Cube	Carton Wt.	FedEx Dim. Wt.	LTL Class / NMFC#
55150	51" x 24" x 4"	2.83 cu. ft.	20 lbs.	26	125 / 082100-05

**55151 Side Privacy Panel Set for Models 55103, 55139**



**DIMENSIONS**

Overall Size	Accessory for Models
19" H x 24" W x 1" D	55103, 55139



**PRICING**

Model	List /MSRP
55151	\$223.00

Finishes	Features	Notes
Cherry Graphite Maple	<ul style="list-style-type: none"> <li>No tools required for assembly</li> <li>Thermofused melamine finish with self edge</li> </ul>	<ul style="list-style-type: none"> <li>Price is for set of 2 side panels</li> </ul>
CHY = Cherry GRPT = Graphite MPL = Maple		

**SHIPPING: FOB NC (Zip Code 27540)**

Model	Carton Size	Carton Cube	Carton Wt.	FedEx Dim. Wt.	LTL Class / NMFC#
55151	26" x 21" x 4"	1.26 cu. ft.	13 lbs.	12	85 / 82100-08

**55152 Back Privacy Panel for Model 55139**



**DIMENSIONS**

Overall Size	Accessory for Model
21.50" H x 36" W x 1" D	55139



**PRICING**

Model	List /MSRP
55152	\$163.00

Finishes	Features
Cherry Graphite Maple	<ul style="list-style-type: none"> <li>No tools required for assembly</li> <li>Thermofused melamine finish with self edge</li> <li>Wire management grommet</li> </ul>
CHY = Cherry GRPT = Graphite MPL = Maple	

**SHIPPING: FOB NC (Zip Code 27540)**

Model	Carton Size	Carton Cube	Carton Wt.	FedEx Dim. Wt.	LTL Class / NMFC#
55152	38" x 23" x 4"	2.02 cu. ft.	15 lbs.	18	100 / 156600-06

**55CAS Casters for Training Tables, Modular Desks & Multi-Purpose Tables**



Accessory for Models
Any 55000 series table or desk with leveling glides (casters replace glides), MT Tables & MTBASE

Color	Features	Notes
Black	<ul style="list-style-type: none"> <li>Raises desk/table height by 1.50"</li> </ul>	<ul style="list-style-type: none"> <li>Price is for set of 4 casters</li> </ul>

**SHIPPING: FOB NC (Zip Code 27540)**

Model	Carton Wt.	FedEx Dim. Wt.	LTL Class / NMFC#
55CAS	1 lb.	1	65 / 041725

**PRICING**

Model	List /MSRP
55CAS	\$56.00

# TABLE & DESK ACCESSORIES

## 55CPU CPU Holder for Training Tables



### DIMENSIONS

Overall Size	Accessory for Models
12" H x 8" W x 8" D	55103, 55111, 55139, 55141, 55142, 55148, 55177, 55196, 55218, 55219, 55220, 55221, 55222, 55223, 55224, 55244, 55246

Finishes	Features
Black Silver	<ul style="list-style-type: none"> <li>Adjustable width fits almost any CPU</li> <li>No tools required for assembly</li> <li>Scratch-resistant powder-coated paint finish on durable steel frame</li> <li>Mounts to leg on the inside or outside</li> </ul>

### PRICING

Model	List /MSRP
55CPU	\$90.00

SHIPPING: FOB NC (Zip Code 27540)

Model	Carton Size	Carton Cube	Carton Wt.	FedEx Dim. Wt.	LTL Class / NMFC#
55CPU	14" x 11" x 3"	0.27 cu. ft.	3 lbs.	3	92.50 / 175120-07

## 55KBS Keyboard Tray for Training Tables



### DIMENSIONS

Overall Size	Accessory for Models
7/8" H x 21.50" W x 12.50" D	55103, 55142, 55219

Finishes	Features
Cherry Graphite Maple	<ul style="list-style-type: none"> <li>No tools required for assembly</li> <li>Thermofused melamine finish with self edge</li> <li>Does not fit Model 55139</li> </ul>

### PRICING

Model	List /MSRP
55KBS	\$133.00

SHIPPING: FOB NC (Zip Code 27540)

Model	Carton Size	Carton Cube	Carton Wt.	FedEx Dim. Wt.	LTL Class / NMFC#
55KBS	25" x 14" x 4"	0.81 cu. ft.	13 lbs.	8	70 / 081170-03

## MON-B-SNGL-SVR Bolt Mounted - Single Monitor Holder MON-C-SNGL-SVR Clamp Mounted - Single Monitor Holder



### DIMENSIONS

Models	Overall Size
MON-B-SNGL-SVR	22" H x 31" W x 7" D
MON-C-SNGL-SVR	22" H x 31" W x 7" D

Finish	Features
Silver powder-coat	<ul style="list-style-type: none"> <li>Multi-adjustable arm can move in any direction</li> <li>Sturdy steel construction</li> <li>Mount to side of desk/table or use existing grommet hole</li> <li>Can hold up to a 26" monitor or 22 lbs.</li> <li>Arm reach = 19.50"</li> <li>Arm tilt = 180°</li> </ul>

### PRICING

Models	List /MSRP
MON-B-SNGL-SVR	\$249.00
MON-C-SNGL-SVR	\$249.00

SHIPPING: FOB NC (Zip Code 27540)

Models	Carton Size	Carton Cube	Carton Wt.	FedEx Dim. Wt.	LTL Class / NMFC#
MON-B-SNGL-SVR	6" x 6" x 22"	0.46 cu. ft.	8 lbs.	4	70 / 95190-09
MON-C-SNGL-SVR	5" x 7" x 27"	0.55 cu. ft.	10 lbs.	5	70 / 95190-09

## MON-B-DBL-SVR Bolt Mounted - Double Monitor Holder MON-C-DBL-SVR Clamp Mounted - Double Monitor Holder



### DIMENSIONS

Models	Overall Size
MON-B-DBL-SVR	22" H x 32.50" W x 7" D
MON-C-DBL-SVR	22" H x 32.50" W x 7" D

Finish	Features
Silver powder-coat	<ul style="list-style-type: none"> <li>Multi-adjustable arm can move in any direction</li> <li>Sturdy steel construction</li> <li>Mount to side of desk/table or use existing grommet hole</li> <li>Each arm can hold up to a 26" monitor or 13 lbs. each</li> <li>Arm reach = 19.50"</li> <li>Arm tilt = 180°</li> </ul>

### PRICING

Models	List /MSRP
MON-B-DBL-SVR	\$383.00
MON-C-DBL-SVR	\$383.00

SHIPPING: FOB NC (Zip Code 27540)

Models	Carton Size	Carton Cube	Carton Wt.	FedEx Dim. Wt.	LTL Class / NMFC#
MON-B-DBL-SVR	7" x 13" x 22"	1.16 cu. ft.	12 lbs.	11	92.5 / 95190-07
MON-C-DBL-SVR	6" x 13" x 23"	1.04 cu. ft.	14 lbs.	10	85 / 95190-08



# RIZE PANEL SYSTEMS & COMPONENTS



## PG296 & PG297 RiZe L-Shaped Reception Stations



### PRICING

Models	List /MSRP
PG296	\$1,890.00
PG297	\$2,600.00

### DIMENSIONS

Overall Size Model PG296	Overall Size Model PG297
41" H x 48" W x 37" D (counter 14" D X 3/4" thick) Price includes 1 Model 55103 (24" x 48" desk)	41" H x 60" W x 48" D (counter 14" D X 3/4" thick) Price includes 1 Model 55218 (24" x 60" desk)
	

Panel Colors	Station Finishes	Desk Finishes
Vinyl: Beige Gray	Cherry Maple Special Order: Graphite & Walnut  Silver Frame Special Order Frame: Black	Cherry w/Silver Frame Graphite w/Black Frame* Maple w/Silver Frame  Model 55218 Special Order: Graphite w/Black Frame Walnut w/Silver Frame *Standard on Model 55103 only

### SHIPPING: FOB NC (Zip Code 27540)

Models	Carton Size	Carton Cube	Carton Wt.	FedEx Dim. Wt.	LTL Class / NMFC#
PG296 (4 cartons)	51" x 26" x 7"	5.37 cu. ft.	53 lbs.	LTL only	93 / 082100-07
	50" x 42" x 3"	+ 3.65 cu. ft.	+ 36 lbs.	LTL only	110 / 081170-02
	43" x 38" x 3"	+ 2.84 cu. ft.	+ 30 lbs.	LTL only	110 / 081170-02
	50" x 42" x 3"	+ 3.65 cu. ft.	+ 36 lbs.	LTL only	110 / 081170-02
		= 15.51 cu. ft.	= 155 lbs.		
PG297 (4 cartons)	62" x 26" x 5"	4.66 cu. ft.	59 lbs.	LTL only	85 / 082100-08
	62" x 42" x 4"	+ 6.03 cu. ft.	+ 53 lbs.	LTL only	70 / 081170-03
	50" x 42" x 3"	+ 3.65 cu. ft.	+ 36 lbs.	LTL only	70 / 081170-03
	70" x 18" x 4"	+ 2.92 cu. ft.	+ 44 lbs.	LTL only	70 / 081170-03
		= 17.23 cu. ft.	= 192 lbs.		

Features
<ul style="list-style-type: none"> <li>• Durable steel base and frame</li> <li>• Scratch-resistant powder-coated paint finish on frame</li> <li>• Thermofused melamine finish with self edge</li> <li>• No tools required for assembly</li> <li>• See pages 96 &amp; 100 for desk specifications and finishes</li> <li>• Leveling glides</li> </ul>
Notes
<ul style="list-style-type: none"> <li>• Front panels can be covered in any COM or Grade-In Textile for a more stylized and personal look</li> </ul>



## PG296-2 & PG297-2 RiZe U-Shaped Reception Stations



### PRICING

Models	List /MSRP
PG296-2	\$3,780.00
PG297-2	\$5,193.00

### DIMENSIONS

Overall Size Model PG296-2	Overall Size Model PG297-2
41" H x 96" W x 37" D (counter 14" D X 3/4" thick) Price includes 2 Model 55103 (24" x 48" desk)	41" H x 120" W x 48" D (counter 14" D X 3/4" thick) Price includes 2 Model 55218 (24" x 60" desk)
	



### SHIPPING: FOB NC (Zip Code 27540)

Models	Carton Size	Carton Cube	Carton Wt.	FedEx Dim. Wt.	LTL Class / NMFC#
PG296-2 (8 cartons)	51" x 26" x 7"	5.37 cu. ft.	53 lbs.	LTL only	93 / 082100-07
	51" x 26" x 7"	+ 5.37 cu. ft.	+ 53 lbs.	LTL only	93 / 082100-07
	50" x 42" x 3"	+ 3.65 cu. ft.	+ 36 lbs.	LTL only	110 / 081170-02
	50" x 42" x 3"	+ 3.65 cu. ft.	+ 36 lbs.	LTL only	110 / 081170-02
	43" x 38" x 3"	+ 2.84 cu. ft.	+ 30 lbs.	LTL only	110 / 081170-02
	43" x 38" x 3"	+ 2.84 cu. ft.	+ 30 lbs.	LTL only	110 / 081170-02
	50" x 42" x 3"	+ 3.65 cu. ft.	+ 36 lbs.	LTL only	110 / 081170-02
	50" x 42" x 3"	+ 3.65 cu. ft.	+ 36 lbs.	LTL only	110 / 081170-02
		= 31.02 cu. ft.	= 310 lbs.		
PG297-2 (8 cartons)	62" x 26" x 5"	4.66 cu. ft.	59 lbs.	LTL only	85 / 082100-08
	62" x 26" x 5"	+ 4.66 cu. ft.	+ 59 lbs.	LTL only	85 / 082100-08
	62" x 42" x 4"	+ 6.03 cu. ft.	+ 53 lbs.	LTL only	70 / 081170-03
	62" x 42" x 4"	+ 6.03 cu. ft.	+ 53 lbs.	LTL only	70 / 081170-03
	50" x 42" x 3"	+ 3.65 cu. ft.	+ 36 lbs.	LTL only	70 / 081170-03
	50" x 42" x 3"	+ 3.65 cu. ft.	+ 36 lbs.	LTL only	70 / 081170-03
	70" x 18" x 4"	+ 2.92 cu. ft.	+ 44 lbs.	LTL only	70 / 081170-03
	70" x 18" x 4"	+ 2.92 cu. ft.	+ 44 lbs.	LTL only	70 / 081170-03
		= 34.52 cu. ft.	= 384 lbs.		

Panel Colors	Station Finishes	Desk Finishes
Vinyl: Beige Gray	Cherry Maple Special Order: Graphite & Walnut  Silver Frame Special Order Frame: Black	Cherry w/Silver Frame Graphite w/Black Frame* Maple w/Silver Frame  Model 55218 Special Order: Graphite w/Black Frame Walnut w/Silver Frame *Standard on Model 55103 only
Features	<ul style="list-style-type: none"> <li>• Durable steel base and frame</li> <li>• Scratch-resistant powder-coated paint finish on frame</li> <li>• Thermofused melamine finish with self edge</li> <li>• No tools required for assembly</li> <li>• See pages 96 &amp; 100 for desk specifications and finishes</li> <li>• Price includes desks (chairs not included)</li> <li>• Leveling glides</li> </ul>	

## 47" H RiZe All Vinyl Floor Panels






### PRICING

Panel Colors	Frame Finish	Features
Vinyl: Beige Gray	Silver  Special Order: Black	<ul style="list-style-type: none"> <li>No tools required for assembly</li> <li>2" wide steel frame for strength and stability</li> <li>Textured vinyl covering wipes clean easily</li> <li>Scratch-resistant powder-coated paint finish on frames</li> <li>Panel to panel connector hardware included with each panel</li> <li>Wire management grommets with pop-open covers</li> <li>Leveling glides</li> </ul>



Models	List /MSRP
P4725	\$333.00
P4731	\$353.00
P4737	\$363.00
P4748	\$380.00
P4760	\$513.00

### DIMENSIONS

Overall Size Model P4725	Overall Size Model P4731	Overall Size Model P4737	Overall Size Model P4748	Overall Size Model P4760
47" H x 25" W x 2" D	47" H x 31" W x 2" D	47" H x 37" W x 2" D	47" H x 48" W x 2" D	47" H x 60" W x 2" D
				

### SHIPPING: FOB NC (Zip Code 27540)

Models	Carton Size	Carton Cube	Carton Wt.	FedEx Dim. Wt.	LTL Class / NMFC#
P4725	50" x 27" x 3"	2.34 cu. ft.	27 lbs.	21	70 / 082500-02
P4731	50" x 31" x 3"	2.69 cu. ft.	30 lbs.	24	70 / 082500-02
P4737	49" x 39" x 3"	3.32 cu. ft.	35 lbs.	LTL only	70 / 082500-02
P4748	49" x 50" x 3"	4.25 cu. ft.	45 lbs.	LTL only	70 / 082500-02
P4760	64" x 50" x 3"	5.56 cu. ft.	57 lbs.	LTL only	70 / 082500-02

## 47" H RiZe Vinyl Floor Panels with Translucent Tops






### PRICING

Panel Colors	Frame Finish	Features
Vinyl: Beige Gray	Silver  Special Order: Black	<ul style="list-style-type: none"> <li>No tools required for assembly</li> <li>2" wide steel frame for strength and stability</li> <li>Textured vinyl covering wipes clean easily</li> <li>Scratch-resistant powder-coated paint finish on frames</li> <li>Panel to panel connector hardware included with each panel</li> <li>Wire management grommets with pop-open covers</li> <li>Leveling glides</li> <li>Window is approximately 14" H</li> <li>16" from top of panel to vinyl panel</li> </ul>
	Window  Translucent Polycarbonate	



Models	List /MSRP
PG4725	\$430.00
PG4731	\$460.00
PG4737	\$473.00
PG4748	\$530.00
PG4760	\$696.00

### DIMENSIONS

Overall Size Model PG4725	Overall Size Model PG4731	Overall Size Model PG4737	Overall Size Model PG4748	Overall Size Model PG4760
47" H x 25" W x 2" D	47" H x 31" W x 2" D	47" H x 37" W x 2" D	47" H x 48" W x 2" D	47" H x 60" W x 2" D
				

### SHIPPING: FOB NC (Zip Code 27540)





Models	Carton Size	Carton Cube	Carton Wt.	FedEx Dim. Wt.	LTL Class / NMFC#
PG4725	50" x 27" x 3"	2.34 cu. ft.	43 lbs.	21	70 / 082500-02
PG4731	50" x 31" x 3"	2.69 cu. ft.	29 lbs.	24	70 / 082500-02
PG4737	49" x 38" x 3"	3.23 cu. ft.	32 lbs.	LTL only	70 / 082500-02
PG4748	49" x 50" x 3"	4.25 cu. ft.	38 lbs.	LTL only	70 / 082500-02
PG4760	64" x 50" x 3"	5.56 cu. ft.	50 lbs.	LTL only	70 / 082500-02

# RIZE PANEL SYSTEMS & COMPONENTS

## 63" H RiZe All Vinyl Floor Panels



### DIMENSIONS

Overall Size Model P6325	Overall Size Model P6331	Overall Size Model P6337	Overall Size Model P6348
63" H x 25" W x 2" D	63" H x 31" W x 2" D	63" H x 37" W x 2" D	63" H x 48" W x 2" D
			



### PRICING

Models	List /MSRP
P6325	\$363.00
P6331	\$400.00
P6337	\$456.00
P6348	\$490.00

Panel Colors	Frame Finish
Vinyl: Beige Gray	Silver  Special Order: Black

### SHIPPING: FOB NC (Zip Code 27540)

Models	Carton Size	Carton Cube	Carton Wt.	FedEx Dim. Wt.	LTL Class / NMFC#
P6325	65" x 25" x 3"	2.82 cu. ft.	34 lbs.	LTL only	70 / 082500-02
P6331	65" x 31" x 3"	3.50 cu. ft.	40 lbs.	LTL only	70 / 082500-02
P6337	64" x 38" x 3"	4.22 cu. ft.	46 lbs.	LTL only	70 / 082500-02
P6348	64" x 50" x 3"	5.56 cu. ft.	62 lbs.	LTL only	70 / 082500-02

Features
<ul style="list-style-type: none"> <li>No tools required for assembly</li> <li>2" wide steel frame for strength and stability</li> <li>Textured vinyl covering wipes clean easily</li> <li>Scratch-resistant powder-coated paint finish on frames</li> <li>Panel to panel connector hardware included with each panel</li> <li>Wire management grommets with pop-open covers</li> <li>Leveling glides</li> </ul>

## 63" H RiZe Vinyl Floor Panels with Translucent Tops







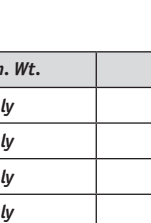
Panel Colors	Frame Finish	Features
Vinyl: Beige Gray	Silver  Special Order: Black	<ul style="list-style-type: none"> <li>No tools required for assembly</li> <li>2" wide steel frame for strength and stability</li> <li>Textured vinyl covering wipes clean easily</li> <li>Scratch-resistant powder-coated paint finish on frames</li> <li>Panel to panel connector hardware included with each panel</li> <li>Elegant translucent polycarbonate window</li> <li>Wire management grommets with pop-open covers</li> <li>Leveling glides</li> <li>Window is approximately 14" H</li> <li>16" from top of panel to vinyl panel</li> </ul>
	Window  Translucent Polycarbonate	



### PRICING

Models	List /MSRP
PG6325	\$473.00
PG6331	\$513.00
PG6337	\$553.00
PG6348	\$610.00
PG6360	\$783.00

### DIMENSIONS

Overall Size Model PG6325	Overall Size Model PG6331	Overall Size Model PG6337	Overall Size Model PG6348	Overall Size Model PG6360
63" H x 25" W x 2" D	63" H x 31" W x 2" D	63" H x 37" W x 2" D	63" H x 48" W x 2" D	63" H x 60" W x 2" D
				

### SHIPPING: FOB NC (Zip Code 27540)

Models	Carton Size	Carton Cube	Carton Wt.	FedEx Dim. Wt.	LTL Class / NMFC#
PG6325	64" x 25" x 3"	2.78 cu. ft.	30 lbs.	LTL only	70 / 082500-02
PG6331	65" x 31" x 3"	3.50 cu. ft.	34 lbs.	LTL only	70 / 082500-02
PG6337	64" x 38" x 3"	4.22 cu. ft.	41 lbs.	LTL only	70 / 082500-02
PG6348	64" x 50" x 3"	5.56 cu. ft.	51 lbs.	LTL only	70 / 082500-02
PG6360	65" x 61" x 3"	6.88 cu. ft.	69 lbs.	LTL only	70 / 082500-02



## PG63 RiZe Poly Curved Panel 63" H



### DIMENSIONS

Overall Size
63" H x 37" W x 3" D
Inside Radius
24"
Curve Radius
90°



### PRICING


Model	List / MSRP
PG63	\$666.00

Window Material	Frame Finish	Features
Curved translucent polycarbonate	Silver Special Order: Black	<ul style="list-style-type: none"> <li>No tools required for assembly</li> <li>Sturdy steel base with scratch-resistant powder-coated paint finish</li> <li>2" wide frame for strength and stability</li> <li>Elegant, curved translucent polycarbonate window</li> <li>Leveling glides</li> </ul>

SHIPPING: FOB NC (Zip Code 27540)

Model	Carton Size	Carton Cube	Carton Wt.	FedEx Dim. Wt.	LTL Class / NMFC#
PG63	65" x 38" x 10"	14.29 cu. ft.	48 lbs.	LTL only	70 / 082500-02

## POST47 RiZe Corner Connector Posts for 47" Floor Panels POST63 RiZe Corner Connector Posts for 63" Floor Panels



### DIMENSIONS

Overall Size
POST47: 47" H x 2" W x 2" D
POST63: 63" H x 2" W x 2" D

SHIPPING: FOB NC (Zip Code 27540)

Models	Carton Size	Carton Cube	Carton Wt.	FedEx Dim. Wt.	LTL Class / NMFC#
POST47	54" x 3" x 3"	0.28 cu. ft.	5 lbs.	2	70 / 082500-02
POST63	71" x 3" x 3"	0.37 cu. ft.	6 lbs.	2	70 / 082500-02



### PRICING

Models	List / MSRP
POST47	\$103.00
POST63	\$116.00

Finish	Features
Silver Special Order: Black	<ul style="list-style-type: none"> <li>No tools required for assembly</li> <li>2" square connector post</li> <li>Connects RiZe panels for custom configurations</li> <li>For use with 47" tall and 63" tall RiZe panels</li> <li>2-way, 3-way, or 4-way connections</li> </ul>

## PS47 RiZe Floor Panel Supports for 47" Panels PS63 RiZe Floor Panel Supports for 63" Panels



### DIMENSIONS

Overall Size
PS47: 46" H x 23.50" W x 2" D
PS63: 63" H x 23.50" W x 2" D

SHIPPING: FOB NC (Zip Code 27540)

Models	Carton Size	Carton Cube	Carton Wt.	FedEx Dim. Wt.	LTL Class / NMFC#
PS47	55" x 25" x 3"	2.39 cu. ft.	10 lbs.	21	70 / 082500-02
PS63	71" x 27" x 3"	3.33 cu. ft.	12 lbs.	30	70 / 082500-02



### PRICING

Models	List / MSRP
PS47	\$136.00
PS63	\$150.00

Finish	Features
Silver Special Order: Black	<ul style="list-style-type: none"> <li>No tools required for assembly</li> <li>Provides support for single RiZe panels</li> <li>For use with 47" tall and 63" tall RiZe panels</li> <li>Leveling glides</li> </ul>

## 55215 RiZe Under Cabinet Task Light



### DIMENSIONS

Overall Size
1.25" H x 22.75" W x 3.50" D

SHIPPING: FOB NC (Zip Code 27540)

Model	Carton Size	Carton Cube	Carton Wt.	FedEx Dim. Wt.	LTL Class / NMFC#
55215	28" x 7" x 4"	0.45 cu. ft.	4 lbs.	4	125 / 109700-05



### PRICING

Model	List / MSRP
55215	\$223.00

Finish	Features
Silver	<ul style="list-style-type: none"> <li>Provides ambient light under cabinet or shelf</li> <li>No tools required for assembly</li> </ul>

# RIZE PANEL SYSTEMS & COMPONENTS

## 55106 Mobile File Pedestal

### PRICING

Model	List /MSRP
55106	\$413.00



### DIMENSIONS

Overall Size
23" H x 17" W x 21.25" D

**SHIPPING: FOB**  
AZ (Zip Code 85031) or  
NC (Zip Code 27540)

Finishes	Base	Features
<b>Top &amp; Front/Side:</b> Cherry/Silver Graphite/Black Maple/Silver Walnut/Silver White/White  CHY = Cherry GRPT = Graphite MPL = Maple WALNUT = Walnut WHITE = White	Casters	<ul style="list-style-type: none"> <li>• 5 casters for easy mobility (2 lock for stability)</li> <li>• Thermofused melamine finish with self edge</li> <li>• Scratch-resistant powder-coated paint finish on steel frame</li> <li>• Box and file drawers are central locking</li> <li>• File drawer designed for letter or legal hanging folders</li> <li>• Product comes partially assembled — just add casters</li> </ul>

Model	Carton Size	Carton Cube	Carton Wt.	FedEx Dim. Wt.	LTL Class / NMFC#
55106	20" x 24" x 24"	6.66 cu. ft.	52 lbs.	60	100 / 039270-06

## 55175 RiZe Hanging Flipper Door Cabinet 47.75" 55275 RiZe Hanging Flipper Door Cabinet 36.25"

### PRICING

Models	List /MSRP
55175	\$866.00
55275	\$810.00

### DIMENSIONS



Overall Size Model 55175 47.75" Cabinet	Overall Size Model 55275 36.25" Cabinet
15" H x 47.75" W x 13" D	15" H x 36.25" W x 13" D

Finishes	Features
Cherry Maple  Special Order: Graphite & Walnut  CHY = Cherry MPL = Maple GRPT = Graphite WALNUT = Walnut	<ul style="list-style-type: none"> <li>• No tools required for assembly</li> <li>• Locking door</li> <li>• 36.25" W or 47.75" W</li> <li>• Will fit standard size binders standing up</li> <li>• 125 lbs. weight capacity</li> <li>• Thermofused melamine finish with self edge</li> </ul>

**SHIPPING: FOB NC** (Zip Code 27540)

Models	Carton Size	Carton Cube	Carton Wt.	FedEx Dim. Wt.	LTL Class / NMFC#
55175	49" x 30" x 7"	5.95 cu. ft.	67 lbs.	LTL only	100 / 080270-01
55275	38" x 29" x 7"	4.46 cu. ft.	57 lbs.	LTL only	85 / 039270-08

## 55185 RiZe Hanging Open Shelf 47.75" 55285 RiZe Hanging Open Shelf 36.25"

### PRICING

Models	List /MSRP
55185	\$256.00
55285	\$226.00

### DIMENSIONS



Overall Size Model 55185 47.75" Shelf	Overall Size Model 55285 36.25" Shelf
12.60" H x 47.75" W x 11" D	12.75" H x 36.25" W x 11" D

Finishes	Features
Cherry/Silver Maple/Silver  Special Order: Graphite/Black Walnut/Silver  CHY = Cherry MPL = Maple GRPT = Graphite WALNUT = Walnut	<ul style="list-style-type: none"> <li>• No tools required for assembly</li> <li>• 36.25" W or 47.75" W</li> <li>• 100 lbs. weight capacity</li> <li>• Thermofused melamine finish on shelf</li> <li>• Silver finish on steel frame</li> </ul>

**SHIPPING: FOB NC** (Zip Code 27540)

Models	Carton Size	Carton Cube	Carton Wt.	FedEx Dim. Wt.	LTL Class / NMFC#
55185	48" x 14" x 4"	1.56 cu. ft.	17 lbs.	14	85 / 039270-08
55285	39" x 14" x 4"	1.26 cu. ft.	14 lbs.	12	100 / 080270-01

## 55177 L-Shaped Workstation 72" x 72" with 24" D Top



## 55196 L-Shaped Workstation 60" x 60" with 24" D Top

### PRICING

Models	List /MSRP
55177	\$1,116.00
55196	\$1,043.00



### DIMENSIONS

Overall Size Model 55177	Overall Size Model 55196
29.50" H x 73.25" W x 73.25" L x 23.50" D	29.50" H x 58.75" W x 58.75" L x 23.50" D Tray: 0.75" H x 20.75" W x 12.50" D
	

Finishes	
Cherry w/Silver Frame	CHY = Cherry GRPT = Graphite MPL = Maple WALNUT = Walnut
Maple w/Silver Frame	
Special Order: Graphite w/Black Frame Walnut w/Silver Frame	

Features
<ul style="list-style-type: none"> <li>No tools required for assembly</li> <li>Contemporary modular design</li> <li>Heavy-duty 16-gauge steel construction</li> <li>6' X 6' L-shaped workstation (Model 55177)</li> <li>5' X 5' L-shaped workstation (Model 55196)</li> <li>24" D table surface</li> <li>Sliding keyboard tray included</li> <li>Scratch-resistant powder-coated paint finish on frame</li> <li>Thermofused melamine finish with self edge</li> <li>Model 55196 shown at left with optional CPU holder (Model 55CPU pg. 132)</li> <li>Wire management table top grommet</li> <li>Leveling glides included</li> </ul>

### SHIPPING: FOB NC (Zip Code 27540)

Models	Carton Size	Carton Cube	Carton Wt.	FedEx Dim. Wt.	LTL Class / NMFC#
55177	52" x 42" x 7"	8.85 cu. ft.	113 lbs.	LTL only	85 / 082100-08
55196	50" x 40" x 8"	9.26 cu. ft.	98 lbs.	LTL only	93 / 082100-07

## 55223 L-Shaped Workstation 60" x 60" with 30" D Top



## 55224 L-Shaped Workstation 72" x 72" with 30" D Top

### PRICING

Models	List /MSRP
55223	\$1,063.00
55224	\$1,130.00



### DIMENSIONS

Overall Size Model 55223	Overall Size Model 55224
29.50" H x 58.75" W x 58.75" L x 29.50" D	29.50" H x 73.25" W x 73.25" L x 29.50" D
	

Finishes	
Cherry w/Silver Frame	CHY = Cherry GRPT = Graphite MPL = Maple WLNT = Walnut
Maple w/Silver Frame	
Special Order: Graphite w/Black Frame Walnut w/Silver Frame	

Features
<ul style="list-style-type: none"> <li>No tools required for assembly</li> <li>Contemporary modular design</li> <li>Heavy-duty 16-gauge steel construction</li> <li>5' X 5' L-shaped workstation (Model 55223)</li> <li>6' X 6' L-shaped workstation (Model 55224)</li> <li>30" D table surface</li> <li>Sliding keyboard tray included</li> <li>Scratch-resistant powder-coated paint finish on frame</li> <li>Thermofused melamine finish with self edge</li> <li>Wire management table top grommet</li> <li>Optional CPU holder (Model 55CPU pg. 132)</li> <li>Leveling glides included</li> </ul>

### SHIPPING: FOB NC (Zip Code 27540)

Models	Carton Size	Carton Cube	Carton Wt.	FedEx Dim. Wt.	LTL Class / NMFC#
55223	52" x 44" x 7"	9.27 cu. ft.	103 lbs.	LTL only	85 / 082100-08
55224	60" x 44" x 7"	10.69 cu. ft.	122 lbs.	LTL only	85 / 082100-08

# RIZE WORKSTATION PRECONFIGURED UNITS



**RiZe Workstation Configurations** include a specific number of units in a particular configuration.

Units can be combined in a single line of units, or in a double-wide interlocking line of units. Single-unit-wide configurations are 1x1, 1x2, 1x3, 1x4, and 1x5. Double-unit-wide configurations are 2x2, 2x3, 2x4, and 2x5.

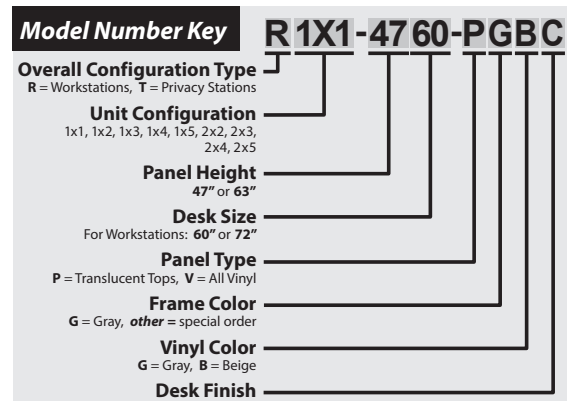
Each configuration is available in two different heights, 47" or 63", and is available in two desk sizes, either 60" or 72". In addition, there are two different panel types, either all-vinyl or vinyl with translucent tops. With all of these choices, there are eight different combinations for each configuration.

Each of the following charts describe the pricing and specifications for each configuration and shows images of several examples of that configuration. Not all individual combinations are pictured.

### Each Workstation Configuration Includes:

- One L-shaped workstation desk with keyboard tray per unit (either the 60" wide Model 55196 or the 72" wide Model 55177)
- Sufficient panels to assemble all interlocking units
- 72" wide units also include one Model 55106 Mobile File Pedestal for each unit

## RiZe Workstation Preconfiguration Key Chart



### Features of all RiZe Workstation Configurations:

- Built-in keyboard tray retracts easily when not in use
- Textured vinyl covering wipes clean easily
- Durable melamine finish work surfaces with self edges
- Sturdy steel bases with a scratch-resistant powder-coat finish
- 2" wide panels for strength and stability
- Universal connectors allow 2-way, 3-way, and 4-way connections
- Wire management grommets with pop-open covers for easy access

## 1 Workstation Unit – 1 x 1 Configuration

Includes 1 desk with keyboard tray and panels to assemble 1 workstation cubicle in the configuration shown below. Your choice of panel height, panel type and desk size. Each 72" wide unit also includes a 55106 Mobile File Pedestal.



R1X1-4760-PGGC



R1X1-4772-VGGC



R1X1-6360-PGGC



R1X1-6372-VGGC

Models	Overall Footprint Dimensions	Panel Height	Individual Workstation Size	Panel Type	Total Weight (lbs.)	Total cu. ft.	Number of Cartons	List Price
R1X1-4760-P	5' 4.50" x 5' 4.50"	47"	60" x 60" x 24"	Translucent	304.00	27.20	8	\$3,630.00
R1X1-4760-V	5' 4.50" x 5' 4.50"	47"	60" x 60" x 24"	All Vinyl	308.00	27.20	8	\$3,056.00
R1X1-4772-P	6' 6.50" x 6' 6.50"	47"	72" x 72" x 24"	Translucent	372.00	38.40	11	*\$4,613.00
R1X1-4772-V	6' 6.50" x 6' 6.50"	47"	72" x 72" x 24"	All Vinyl	402.00	38.40	11	\$3,976.00
R1X1-6360-P	5' 4.50" x 5' 4.50"	63"	60" x 60" x 24"	Translucent	332.50	32.70	8	\$3,953.00
R1X1-6360-V	5' 6.50" x 5' 6.50"	63"	60" x 60" x 24"	All Vinyl	354.35	32.70	10	\$3,760.00
R1X1-6372-P	6' 6.50" x 6' 6.50"	63"	72" x 72" x 24"	Translucent	430.50	45.20	11	*\$5,136.00
R1X1-6372-V	6' 6.50" x 6' 6.50"	63"	72" x 72" x 24"	All Vinyl	472.50	45.20	11	*\$4,546.00

Please refer to the Workstation Preconfiguration Key Chart above.

**\*Note:** Subtract \$413.00 if 55106 Mobile File Pedestal is omitted.

**SHIPPING: FOB NC (Zip Code 27540)**

## 2 Workstation Units – 1 x 2 Configuration



Includes 2 desks with keyboard trays and panels to assemble 2 workstation cubicles in the configuration shown below. Your choice of panel height, panel type and desk size. Each 72" wide unit also includes a 55106 Mobile File Pedestal.



R1X2-4760-PGGC



R1X2-4772-VGGC



R1X2-6360-PGGC



R1X2-6372-VGGC

Models	Overall Footprint Dimensions	Panel Height	Individual Workstation Size	Panel Type	Total Weight (lbs.)	Total cu. ft.	Number of Cartons	List Price
R1X2-4760-P	5' 4.50" x 10' 6.50"	47"	60" x 60" x 24"	Translucent	536.00	47.80	13	\$6,370.00
R1X2-4760-V	5' 4.50" x 10' 6.50"	47"	60" x 60" x 24"	All Vinyl	544.00	47.80	13	\$5,406.00
R1X2-4772-P	6' 6.50" x 12' 10.50"	47"	72" x 72" x 24"	Translucent	674.00	68.70	18	*\$8,086.00
R1X2-4772-V	6' 6.50" x 12' 10.50"	47"	72" x 72" x 24"	All Vinyl	724.00	68.70	18	*\$7,026.00
R1X2-6360-P	5' 4.50" x 10' 6.50"	63"	60" x 60" x 24"	Translucent	584.00	57.00	13	\$6,896.00
R1X2-6360-V	5' 6.50" x 10' 10.50"	63"	60" x 60" x 24"	All Vinyl	617.50	57.00	16	\$6,496.00
R1X2-6372-P	6' 6.50" x 12' 10.50"	63"	72" x 72" x 24"	Translucent	770.00	79.90	18	*\$8,943.00
R1X2-6372-V	6' 6.50" x 12' 10.50"	63"	72" x 72" x 24"	All Vinyl	840.00	79.90	18	\$7,960.00

Please refer to the Workstation Preconfiguration Key Chart on pg 140.

\*Note: Subtract \$826.00 if 55106 Mobile File Pedestals are omitted.

SHIPPING: FOB NC (Zip Code 27540)


## 3 Workstation Units – 1 x 3 Configuration




Includes 3 desks with keyboard trays and panels to assemble 3 workstation cubicles in the configuration shown below. Your choice of panel height, panel type and desk size. Each 72" wide unit also includes a 55106 Mobile File Pedestal.



R1X3-4760-VGGC



R1X3-4772-PGGC



R1X3-6360-VGGC



R1X3-6372-PGGC

Models	Overall Footprint Dimensions	Panel Height	Individual Workstation Size	Panel Type	Total Weight (lbs.)	Total cu. ft.	Number of Cartons	List Price
R1X3-4760-P	5' 4.50" x 15' 8.50"	47"	60" x 60" x 24"	Translucent	808.00	71.80	19	\$9,453.00
R1X3-4760-V	5' 4.50" x 15' 8.50"	47"	60" x 60" x 24"	All Vinyl	818.00	71.80	19	\$8,010.00
R1X3-4772-P	6' 6.50" x 19' 2.50"	47"	72" x 72" x 24"	Translucent	1,011.00	103.10	27	*\$12,133.00
R1X3-4772-V	6' 6.50" x 19' 2.50"	47"	72" x 72" x 24"	All Vinyl	1,086.00	103.10	27	*\$10,540.00
R1X3-6360-P	5' 4.50" x 15' 8.50"	63"	60" x 60" x 24"	Translucent	877.00	85.50	19	\$10,220.00
R1X3-6360-V	5' 6.50" x 16' 2.50"	63"	60" x 60" x 24"	All Vinyl	926.25	85.50	24	\$9,746.00
R1X3-6372-P	6' 6.50" x 19' 2.50"	63"	72" x 72" x 24"	Translucent	1,155.00	119.90	27	*\$13,416.00
R1X3-6372-V	6' 6.50" x 19' 2.50"	63"	72" x 72" x 24"	All Vinyl	1,260.00	119.90	27	*\$11,940.00

Please refer to the Workstation Preconfiguration Key Chart on pg 140.

\*Note: Subtract \$1,239.00 if 55106 Mobile File Pedestals are omitted.

SHIPPING: FOB NC (Zip Code 27540)

# RIZE WORKSTATION PRECONFIGURED UNITS

## 4 Workstation Units — 1 x 4 Configuration


Includes 4 desks with keyboard trays and panels to assemble 4 workstation cubicles in the configuration shown below. Your choice of panel height, panel type and desk size. Each 72" wide unit also includes a 55106 Mobile File Pedestal.




R1X4-4760-PGGC



R1X4-4772-VGGC



R1X4-6360-PGGC



R1X4-6372-VGGC

Models	Overall Footprint Dimensions	Panel Height	Individual Workstation Size	Panel Type	Total Weight (lbs.)	Total cu. ft.	Number of Cartons	List Price
R1X4-4760-P	5' 4.50" x 20' 10.50"	47"	60" x 60" x 24"	Translucent	1,040.00	92.40	24	\$12,190.00
R1X4-4760-V	5' 4.50" x 20' 10.50"	47"	60" x 60" x 24"	All Vinyl	1,054.00	92.40	24	\$10,356.00
R1X4-4772-P	6' 6.50" x 25' 6.50"	47"	72" x 72" x 24"	Translucent	1,313.00	133.40	34	*\$15,606.00
R1X4-4772-V	6' 6.50" x 25' 6.50"	47"	72" x 72" x 24"	All Vinyl	1,408.00	133.40	34	*\$13,593.00
R1X4-6360-P	5' 4.50" x 20' 10.50"	63"	60" x 60" x 24"	Translucent	1,128.50	109.80	24	\$13,170.00
R1X4-6360-V	5' 6.50" x 21' 6.50"	63"	60" x 60" x 24"	All Vinyl	1,189.50	109.80	30	\$12,486.00
R1X4-6372-P	6' 6.50" x 25' 6.50"	63"	72" x 72" x 24"	Translucent	1,494.50	154.70	34	*\$17,220.00
R1X4-6372-V	6' 6.50" x 25' 6.50"	63"	72" x 72" x 24"	All Vinyl	1,627.50	154.70	34	*\$15,350.00


Please refer to the Workstation Preconfiguration Key Chart on pg 140.

\*Note: Subtract \$1,652.00 if 55106 Mobile File Pedestals are omitted.

SHIPPING: FOB NC (Zip Code 27540)

## 5 Workstation Units — 1 x 5 Configuration


Includes 5 desks with keyboard trays and panels to assemble 5 workstation cubicles in the configuration shown below. Your choice of panel height, panel type and desk size. Each 72" wide unit also includes a 55106 Mobile File Pedestal.



R1X5-4760-VGGC



R1X5-4772-PGGC



R1X5-6360-VGGC



R1X5-6372-PGGC

Models	Overall Footprint Dimensions	Panel Height	Individual Workstation Size	Panel Type	Total Weight (lbs.)	Total cu. ft.	Number of Cartons	List Price
R1X5-4760-P	5' 4.50" x 26' 0.50"	47"	60" x 60" x 24"	Translucent	1,312.00	116.40	30	\$15,266.00
R1X5-4760-V	5' 4.50" x 26' 0.50"	47"	60" x 60" x 24"	All Vinyl	1,328.00	116.40	30	\$12,966.00
R1X5-4772-P	6' 6.50" x 31' 10.50"	47"	72" x 72" x 24"	Translucent	1,650.00	167.70	43	*\$19,650.00
R1X5-4772-V	6' 6.50" x 31' 10.50"	47"	72" x 72" x 24"	All Vinyl	1,770.00	167.70	43	*\$17,103.00
R1X5-6360-P	5' 4.50" x 26' 0.50"	63"	60" x 60" x 24"	Translucent	1,421.50	138.30	30	\$16,493.00
R1X5-6360-V	5' 6.50" x 26' 10.50"	63"	60" x 60" x 24"	All Vinyl	1,498.15	138.30	38	\$15,733.00
R1X5-6372-P	6' 6.50" x 31' 10.50"	63"	72" x 72" x 24"	Translucent	1,879.50	194.70	43	*\$21,690.00
R1X5-6372-V	6' 6.50" x 31' 10.50"	63"	72" x 72" x 24"	All Vinyl	2,047.50	194.70	43	*\$19,330.00

Please refer to the Workstation Preconfiguration Key Chart on pg 140.

\*Note: Subtract \$2,065.00 if 55106 Mobile File Pedestals are omitted.

SHIPPING: FOB NC (Zip Code 27540)

## 4 Workstation Units – 2 x 2 Configuration




Includes 4 desks with keyboard trays and panels to assemble 4 workstation cubicles in the configuration shown below. Your choice of panel height, panel type and desk size. Each 72" wide unit also includes a 55106 Mobile File Pedestal.




R2X2-4760-PGGC



R2X2-4772-VGGC



R2X2-6360-VGGC



R2X2-6372-PGGC

Models	Overall Footprint Dimensions	Panel Height	Individual Workstation Size	Panel Type	Total Weight (lbs.)	Total cu. ft.	Number of Cartons	List Price
R2X2-4760-P	10' 6.50" x 10' 6.50"	47"	60" x 60" x 24"	Translucent	932.00	82.80	21	\$11,053.00
R2X2-4760-V	10' 6.50" x 10' 6.50"	47"	60" x 60" x 24"	All Vinyl	948.00	82.80	21	\$9,493.00
R2X2-4772-P	12' 10.50" x 12' 10.50"	47"	72" x 72" x 24"	Translucent	1,212.00	121.50	29	*\$14,006.00
R2X2-4772-V	12' 10.50" x 12' 10.50"	47"	72" x 72" x 24"	All Vinyl	1,292.00	121.50	29	*\$12,303.00
R2X2-6360-P	10' 6.50" x 10' 6.50"	63"	60" x 60" x 24"	Translucent	1,011.50	97.40	21	\$11,903.00
R2X2-6360-V	10' 10.50" x 10' 10.50"	63"	60" x 60" x 24"	All Vinyl	1,058.35	97.40	25	\$11,070.00
R2X2-6372-P	12' 10.50" x 12' 10.50"	63"	72" x 72" x 24"	Translucent	1,363.50	139.40	29	*\$15,350.00
R2X2-6372-V	12' 10.50" x 12' 10.50"	63"	72" x 72" x 24"	All Vinyl	1,475.50	139.40	29	*\$13,780.00

Please refer to the Workstation Preconfiguration Key Chart on pg 140.


\*Note: Subtract \$1,652.00 if 55106 Mobile File Pedestals are omitted.

SHIPPING: FOB NC (Zip Code 27540)

## 6 Workstation Units – 2 x 3 Configuration



Includes 6 desks with keyboard trays and panels to assemble 6 workstation cubicles in the configuration shown below. Your choice of panel height, panel type and desk size. Each 72" wide unit also includes a 55106 Mobile File Pedestal.



R2X3-4760-VGGC



R2X3-4772-PGGC



R2X3-6360-VGGC



R2X3-6372-PGGC

Models	Overall Footprint Dimensions	Panel Height	Individual Workstation Size	Panel Type	Total Weight (lbs.)	Total cu. ft.	Number of Cartons	List Price
R2X3-4760-P	10' 6.50" x 15' 8.50"	47"	60" x 60" x 24"	Translucent	1,408.00	124.30	31	\$16,413.00
R2X3-4760-V	10' 6.50" x 15' 8.50"	47"	60" x 60" x 24"	All Vinyl	1,428.00	124.30	31	\$14,096.00
R2X3-4772-P	12' 10.50" x 19' 2.50"	47"	72" x 72" x 24"	Translucent	1,820.00	182.30	44	*\$21,050.00
R2X3-4772-V	12' 10.50" x 19' 2.50"	47"	72" x 72" x 24"	All Vinyl	1,940.00	182.30	44	*\$18,510.00
R2X3-6360-P	10' 6.50" x 15' 8.50"	63"	60" x 60" x 24"	Translucent	1,522.00	146.20	31	\$17,663.00
R2X3-6360-V	10' 10.50" x 16' 2.50"	63"	60" x 60" x 24"	All Vinyl	1,590.40	146.20	38	\$16,660.00
R2X3-6372-P	12' 10.50" x 19' 2.50"	63"	72" x 72" x 24"	Translucent	2,048.00	209.20	44	*\$23,080.00
R2X3-6372-V	12' 10.50" x 19' 2.50"	63"	72" x 72" x 24"	All Vinyl	2,216.00	209.20	44	*\$20,720.00

Please refer to the Workstation Preconfiguration Key Chart on pg 140.

\*Note: Subtract \$2,478.00 if 55106 Mobile File Pedestals are omitted.

SHIPPING: FOB NC (Zip Code 27540)

# RIZE WORKSTATION PRECONFIGURED UNITS

## 8 Workstation Units – 2 x 4 Configuration


Includes 8 desks with keyboard trays and panels to assemble 8 workstation cubicles in the configuration shown below. Your choice of panel height, panel type and desk size. Each 72" wide unit also includes a 55106 Mobile File Pedestal.



R2X4-4760-PGGC



R2X4-4772-VGGC



R2X4-6360-PGGC



R2X4-6372-VGGC

Models	Overall Footprint Dimensions	Panel Height	Individual Workstation Size	Panel Type	Total Weight (lbs.)	Total cu. ft.	Number of Cartons	List Price
R2X4-4760-P	10' 6.50" x 20' 10.50"	47"	60" x 60" x 24"	Translucent	1,804.00	159.20	39	\$21,100.00
R2X4-4760-V	10' 6.50" x 20' 10.50"	47"	60" x 60" x 24"	All Vinyl	1,832.00	159.20	39	\$18,183.00
R2X4-4772-P	12' 10.50" x 25' 6.50"	47"	72" x 72" x 24"	Translucent	2,358.00	235.10	55	*\$26,966.00
R2X4-4772-V	12' 10.50" x 25' 6.50"	47"	72" x 72" x 24"	All Vinyl	2,508.00	235.10	55	*\$23,790.00
R2X4-6360-P	10' 6.50" x 20' 10.50"	63"	60" x 60" x 24"	Translucent	1,949.50	186.60	39	\$22,670.00
R2X4-6360-V	10' 10.50" x 21' 6.50"	63"	60" x 60" x 24"	All Vinyl	2,031.25	186.60	47	\$21,223.00
R2X4-6372-P	12' 10.50" x 25' 6.50"	63"	72" x 72" x 24"	Translucent	2,641.50	268.60	55	*\$29,486.00
R2X4-6372-V	12' 10.50" x 25' 6.50"	63"	72" x 72" x 24"	All Vinyl	2,851.50	268.60	55	*\$26,536.00

Please refer to the Workstation Preconfiguration Key Chart on pg 140.

\*Note: Subtract \$3,304.00 if 55106 Mobile File Pedestals are omitted.

SHIPPING: FOB NC (Zip Code 27540)

## 10 Workstation Units – 2 x 5 Configuration

Includes 10 desks with keyboard trays and panels to assemble 10 workstation cubicles in the configuration shown below. Your choice of panel height, panel type and desk size. Each 72" wide unit also includes a 55106 Mobile File Pedestal.



R2X5-4760-VGGC



R2X5-4772-PGGC



R2X2-6360-VGGC



R2X5-6372-PGGC

Models	Overall Footprint Dimensions	Panel Height	Individual Workstation Size	Panel Type	Total Weight (lbs.)	Total cu. ft.	Number of Cartons	List Price
R2X5-4760-P	10' 6.50" x 26' 0.50"	47"	60" x 60" x 24"	Translucent	2,280.00	200.70	49	\$26,463.00
R2X5-4760-V	10' 6.50" x 26' 0.50"	47"	60" x 60" x 24"	All Vinyl	2,312.00	200.70	49	\$22,793.00
R2X5-4772-P	12' 10.50" x 31' 10.50"	47"	72" x 72" x 24"	Translucent	2,966.00	295.90	70	*\$34,016.00
R2X5-4772-V	12' 10.50" x 31' 10.50"	47"	72" x 72" x 24"	All Vinyl	3,156.00	295.90	70	*\$29,990.00
R2X5-6360-P	10' 6.50" x 26' 0.50"	63"	60" x 60" x 24"	Translucent	2,460.00	235.40	49	\$28,426.00
R2X5-6360-V	10' 10.50" x 26' 10.50"	63"	60" x 60" x 24"	All Vinyl	2,256.30	235.40	60	\$26,813.00
R2X5-6372-P	12' 10.50" x 31' 10.50"	63"	72" x 72" x 24"	Translucent	3,326.00	338.40	70	*\$37,216.00
R2X5-6372-V	12' 10.50" x 31' 10.50"	63"	72" x 72" x 24"	All Vinyl	3,592.00	338.40	70	*\$33,480.00

Please refer to the Workstation Preconfiguration Key Chart on pg 140.

\*Note: Subtract \$4,130.00 if 55106 Mobile File Pedestals are omitted.

SHIPPING: FOB NC (Zip Code 27540)





**RiZe Privacy Station Configurations** include a specific number of units in a particular configuration.

Units can be combined in a single line of units, or in a double-wide interlocking line of units. Single-unit-wide configurations are 1x1, 1x2, 1x3, 1x4 and 1x5. Double-unit-wide configurations are 2x2, 2x3, 2x4, and 2x5.

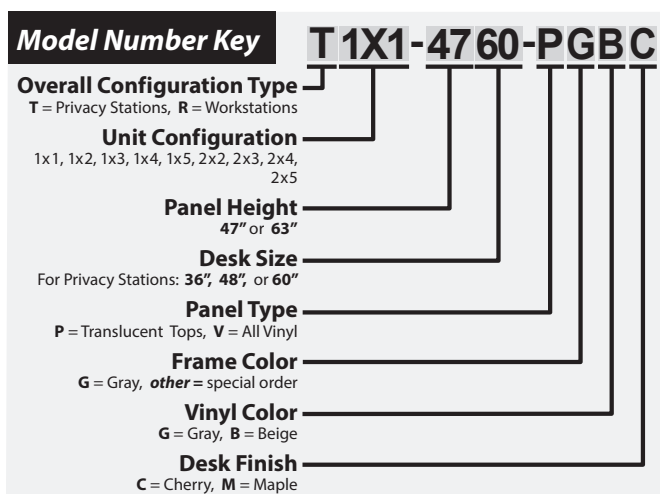
Each configuration is available in two different heights, 47" or 63", and is available in three desk sizes, either 36", 48" or 60". In addition, there are two different panel types, either all-vinyl or vinyl with translucent tops. With all of these choices, there are eight different combinations for each configuration.

Each of the following charts describes the pricing and specifications for each configuration, and shows images of several examples of that configuration. Not all individual combinations are pictured.

**Each Privacy Station Configuration Includes:**

- One rectangular training table per unit (either the 36" wide Model 55139, the 48" wide Model 55103, or the 60" wide Model 55218)
- Sufficient panels to assemble all interlocking units
- 48" and 60" wide units also include one Model 55106 Mobile File Pedestal for each unit

**RiZe Privacy Station Preconfiguration Key Chart**



**Features of all RiZe Privacy Station Configurations:**

- Textured vinyl covering wipes clean easily
- Durable thermofused melamine work surfaces with self edges
- Sturdy steel bases with scratch-resistant powder-coat finish
- 2" wide panels for strength and stability
- Universal connectors allow 2-way, 3-way, and 4-way connections
- Wire management grommets with pop-open covers for easy access

## 1 Privacy Station Unit – 1 X 1 Configuration

Includes 1 desk and panels to assemble 1 Privacy Station cubicle in the configuration shown below. Your choice of panel height, panel type and desk size. Each 48" and 60" wide unit also includes a 55106 Mobile File Pedestal.



T1X1-4737-PGGC



T1X1-4748-VGGC



T1X1-4760-PGGC



T1X1-6337-VGGC



T1X1-6348-PGGC



T1X1-6360-PGGC

Models	Overall Footprint Dimensions	Panel Height	Individual Workstation Size	Panel Type	Total Weight (lbs.)	Total cu. ft.	Number of Cartons	List Price
T1X1-4737-P	3' 5.50" x 3' 3.25"	47"	36" x 24"	Translucent	140.00	14.90	6	\$2,023.00
T1X1-4737-V	3' 5.50" x 3' 3.25"	47"	36" x 24"	All Vinyl	155.00	14.90	6	\$1,696.00
T1X1-4748-P	4' 4.50" x 3' 3.25"	47"	48" x 24"	Translucent	224.00	23.40	7	*\$2,523.00
T1X1-4748-V	4' 4.50" x 3' 3.25"	47"	48" x 24"	All Vinyl	240.00	23.40	7	*\$2,150.00
T1X1-4760-P	5' 4.50" x 3' 3.25"	47"	60" x 24"	Translucent	257.00	25.70	7	*\$2,786.00
T1X1-4760-V	5' 4.50" x 3' 3.25"	47"	60" x 24"	All Vinyl	267.00	25.70	7	*\$2,376.00
T1X1-6337-P	3' 5.50" x 3' 3.25"	63"	36" x 24"	Translucent	170.00	18.30	6	\$2,303.00
T1X1-6337-V	3' 5.50" x 3' 3.25"	63"	36" x 24"	All Vinyl	191.00	18.30	6	\$1,996.00
T1X1-6348-P	4' 4.50" x 3' 3.25"	63"	48" x 24"	Translucent	258.00	27.30	7	*\$2,806.00
T1X1-6348-V	4' 4.50" x 3' 3.25"	63"	48" x 24"	All Vinyl	281.00	27.30	7	*\$2,476.00
T1X1-6360-P	5' 4.50" x 3' 3.25"	63"	60" x 24"	Translucent	284.00	29.80	7	*\$3,063.00
T1X1-6360-V	5' 6.50" x 3' 3.25"	63"	60" x 24"	All Vinyl	293.60	29.80	8	*\$2,880.00

Please refer to the Privacy Station Preconfiguration Key Chart above.

\*Note: Subtract \$413.00 if 55106 Mobile File Pedestal is omitted.

SHIPPING: FOB NC (Zip Code 27540)

# 171E PRIVACY STATION PRECONFIGURED UNITS

## 2 Privacy Station Units – 1 X 2 Configuration



Includes 2 desks and panels to assemble 2 Privacy Station cubicles in the configuration shown below. Your choice of panel height, panel type and desk size. Each 48" and 60" wide unit also includes a 55106 Mobile File Pedestal.



T1X2-4737-PGGC



T1X2-4748-VGGC



T1X2-4760-PGGC



T1X2-6337-PGGC



T1X2-6360-PGGC

Models	Overall Footprint Dimensions	Panel Height	Individual Privacy Station Size	Panel Type	Total Weight (lbs.)	Total cu. ft.	Number of Cartons	List Price
T1X2-4737-P	6' 8.50" x 3' 3.25"	47"	36" x 24"	Translucent	245.00	25.70	10	\$3,466.00
T1X2-4737-V	6' 8.50" x 3' 3.25"	47"	36" x 24"	All Vinyl	270.00	25.70	10	\$2,920.00
T1X2-4748-P	8' 6.50" x 3' 3.25"	47"	48" x 24"	Translucent	413.00	42.80	12	*\$4,463.00
T1X2-4748-V	8' 6.50" x 3' 3.25"	47"	48" x 24"	All Vinyl	440.00	42.80	12	*\$3,820.00
T1X2-4760-P	10' 6.50" x 3' 3.25"	47"	60" x 24"	Translucent	479.00	47.50	12	*\$4,986.00
T1X2-4760-V	10' 6.50" x 3' 3.25"	47"	60" x 24"	All Vinyl	494.00	47.50	12	*\$4,273.00
T1X2-6337-P	6' 8.50" x 3' 3.25"	63"	36" x 24"	Translucent	294.50	31.40	10	\$3,920.00
T1X2-6337-V	6' 8.50" x 3' 3.25"	63"	36" x 24"	All Vinyl	329.50	31.40	10	\$3,413.00
T1X2-6348-P	8' 6.50" x 3' 3.25"	63"	48" x 24"	Translucent	470.50	49.40	12	*\$4,926.00
T1X2-6348-V	8' 6.50" x 3' 3.25"	63"	48" x 24"	All Vinyl	509.50	49.40	12	*\$4,370.00
T1X2-6360-P	10' 6.50" x 3' 3.25"	63"	60" x 24"	Translucent	522.50	54.50	12	*\$5,443.00
T1X2-6360-V	10' 10.50" x 3' 3.25"	63"	60" x 24"	All Vinyl	455.75	54.50	12	*\$5,176.00

Please refer to the Privacy Station Preconfiguration Key Chart on pg 145.

\*Note: Subtract \$826.00 if 55106 Mobile File Pedestals are omitted.

SHIPPING: FOB NC (Zip Code 27540)

## 3 Privacy Station Units – 1 X 3 Configuration



Includes 3 desks and panels to assemble 3 Privacy Station cubicles in the configuration shown below. Your choice of panel height, panel type and desk size. Each 48" and 60" wide unit also includes a 55106 Mobile File Pedestal.



T1X3-4737-PGGC



T1X3-4748-VGGC



T1X3-4760-PGGC



T1X3-6337-VGGC



T1X3-6348-PGGC

Models	Overall Footprint Dimensions	Panel Height	Individual Privacy Station Size	Panel Type	Total Weight (lbs.)	Total cu. ft.	Number of Cartons	List Price
T1X3-4737-P	9' 11.50" x 3' 3.25"	47"	36" x 24"	Translucent	350.00	36.50	14	\$4,900.00
T1X3-4737-V	9' 11.50" x 3' 3.25"	47"	36" x 24"	All Vinyl	385.00	36.50	14	\$4,136.00
T1X3-4748-P	12' 8.50" x 3' 3.25"	47"	48" x 24"	Translucent	602.00	62.20	17	*\$6,400.00
T1X3-4748-V	12' 8.50" x 3' 3.25"	47"	48" x 24"	All Vinyl	640.00	62.20	17	*\$5,493.00
T1X3-4760-P	15' 8.50" x 3' 3.25"	47"	60" x 24"	Translucent	701.00	69.20	17	*\$7,183.00
T1X3-4760-V	15' 8.50" x 3' 3.25"	47"	60" x 24"	All Vinyl	721.00	69.20	17	*\$6,170.00
T1X3-6337-P	9' 11.50" x 3' 3.25"	63"	36" x 24"	Translucent	419.00	44.40	14	\$5,536.00
T1X3-6337-V	9' 11.50" x 3' 3.25"	63"	36" x 24"	All Vinyl	468.00	44.40	14	\$4,826.00
T1X3-6348-P	12' 8.50" x 3' 3.25"	63"	48" x 24"	Translucent	683.00	71.60	17	*\$7,046.00
T1X3-6348-V	12' 8.50" x 3' 3.25"	63"	48" x 24"	All Vinyl	738.00	71.60	17	*\$6,263.00
T1X3-6360-P	15' 8.50" x 3' 3.25"	63"	60" x 24"	Translucent	761.00	79.10	17	*\$7,816.00
T1X3-6360-V	16' 2.50" x 3' 3.25"	63"	60" x 24"	All Vinyl	777.30	79.10	20	*\$7,470.00

Please refer to the Privacy Station Preconfiguration Key Chart on pg 145.

\*Note: Subtract \$1,239.00 if 55106 Mobile File Pedestals are omitted.

SHIPPING: FOB NC (Zip Code 27540)


## 4 Privacy Station Units – 1 X 4 Configuration




Includes 4 desks and panels to assemble 4 Privacy Station cubicles in the configuration shown below. Your choice of panel height, panel type and desk size. Each 48" and 60" wide unit also includes a 55106 Mobile File Pedestal.



T1X4-4737-PGGC



T1X4-4748-VGGC



T1X4-4760-VGGC



T1X4-6348-PGGC

Models	Overall Footprint Dimensions	Panel Height	Individual Privacy Station Size	Panel Type	Total Weight (lbs.)	Total cu. ft.	Number of Cartons	List Price
T1X4-4737-P	13' 2.50" x 3' 3.25"	47"	36" x 24"	Translucent	455.00	47.30	18	\$6,336.00
T1X4-4737-V	13' 2.50" x 3' 3.25"	47"	36" x 24"	All Vinyl	500.00	47.30	18	\$5,356.00
T1X4-4748-P	16' 10.50" x 3' 3.25"	47"	48" x 24"	Translucent	791.00	81.60	22	*\$8,333.00
T1X4-4748-V	16' 10.50" x 3' 3.25"	47"	48" x 24"	All Vinyl	840.00	81.60	22	*\$7,163.00
T1X4-4760-P	20' 10.50" x 3' 3.25"	47"	60" x 24"	Translucent	923.00	90.90	22	*\$9,380.00
T1X4-4760-V	20' 10.50" x 3' 3.25"	47"	60" x 24"	All Vinyl	948.00	90.90	22	*\$8,070.00
T1X4-6337-P	13' 2.50" x 3' 3.25"	63"	36" x 24"	Translucent	543.50	57.50	18	\$7,153.00
T1X4-6337-V	13' 2.50" x 3' 3.25"	63"	36" x 24"	All Vinyl	606.50	57.50	18	\$6,243.00
T1X4-6348-P	16' 10.50" x 3' 3.25"	63"	48" x 24"	Translucent	895.50	93.70	22	*\$9,166.00
T1X4-6348-V	16' 10.50" x 3' 3.25"	63"	48" x 24"	All Vinyl	966.50	93.70	22	*\$8,160.00
T1X4-6360-P	20' 10.50" x 3' 3.25"	63"	60" x 24"	Translucent	999.50	103.70	22	*\$10,196.00
T1X4-6360-V	21' 6.50" x 3' 3.25"	63"	60" x 24"	All Vinyl	1,019.15	103.70	26	*\$9,763.00

Please refer to the Privacy Station Preconfiguration Key Chart on pg 145.


**\*Note:** Subtract \$1,652.00 if 55106 Mobile File Pedestals are omitted.

SHIPPING: FOB NC (Zip Code 27540)

## 5 Privacy Station Units – 1 X 5 Configuration




Includes 5 desks and panels to assemble 5 Privacy Station cubicles in the configuration shown below. Your choice of panel height, panel type and desk size. Each 48" and 60" wide unit also includes a 55106 Mobile File Pedestal.




T1X5-4737-VGGC



T1X5-4760-PGGC



T1X5-6348-VGGC



T1X5-6360-PGGC

Models	Overall Footprint Dimensions	Panel Height	Individual Privacy Station Size	Panel Type	Total Weight (lbs.)	Total cu. ft.	Number of Cartons	List Price
T1X5-4737-P	16' 5.50" x 3' 3.25"	47"	36" x 24"	Translucent	560.00	58.10	22	\$7,546.00
T1X5-4737-V	16' 5.50" x 3' 3.25"	47"	36" x 24"	All Vinyl	615.00	58.10	22	\$6,383.00
T1X5-4748-P	21' 0.50" x 3' 3.25"	47"	48" x 24"	Translucent	980.00	101.00	27	*\$9,963.00
T1X5-4748-V	21' 0.50" x 3' 3.25"	47"	48" x 24"	All Vinyl	1040.00	101.00	27	*\$8,576.00
T1X5-4760-P	26' 0.50" x 3' 3.25"	47"	60" x 24"	Translucent	1145.00	112.60	27	*\$11,233.00
T1X5-4760-V	26' 0.50" x 3' 3.25"	47"	60" x 24"	All Vinyl	1175.00	112.60	27	*\$9,673.00
T1X5-6337-P	16' 5.50" x 3' 3.25"	63"	36" x 24"	Translucent	668.00	70.60	22	\$8,513.00
T1X5-6337-V	16' 5.50" x 3' 3.25"	63"	36" x 24"	All Vinyl	745.00	70.60	22	\$7,426.00
T1X5-6348-P	21' 0.50" x 3' 3.25"	63"	48" x 24"	Translucent	1108.00	115.80	27	*\$10,950.00
T1X5-6348-V	21' 0.50" x 3' 3.25"	63"	48" x 24"	All Vinyl	1195.00	115.80	27	*\$9,753.00
T1X5-6360-P	26' 0.50" x 3' 3.25"	63"	60" x 24"	Translucent	1238.00	128.40	27	*\$12,200.00
T1X5-6360-V	26' 10.50" x 3' 3.25"	63"	60" x 24"	All Vinyl	1261.00	128.40	32	*\$11,696.00

Please refer to the Privacy Station Preconfiguration Key Chart on pg 145.


**\*Note:** Subtract \$2,065.00 if 55106 Mobile File Pedestals are omitted.

SHIPPING: FOB NC (Zip Code 27540)

# RIZE PRIVACY STATION PRECONFIGURED UNITS

## 4 Privacy Station Units — 2 X 2 Configuration


Includes 4 desks and panels to assemble 4 Privacy Station cubicles in the configuration shown below. Your choice of panel height, panel type and desk size. Each 48" and 60" wide unit also includes a 55106 Mobile File Pedestal.



T2X2-4737-VGGC



T2X2-4760-PGGC



T2X2-6337-PGGC



T2X2-6337-VGGC

Models	Overall Footprint Dimensions	Panel Height	Individual Privacy Station Size	Panel Type	Total Weight (lbs.)	Total cu. ft.	Number of Cartons	List Price
T2X2-4737-P	6' 8.50" x 6' 4.25"	47"	36" x 24"	Translucent	416.00	43.10	15	\$5,653.00
T2X2-4737-V	6' 8.50" x 6' 4.25"	47"	36" x 24"	All Vinyl	456.00	43.10	15	\$4,780.00
T2X2-4748-P	8' 6.50" x 6' 4.25"	47"	48" x 24"	Translucent	738.00	75.20	19	*\$7,533.00
T2X2-4748-V	8' 6.50" x 6' 4.25"	47"	48" x 24"	All Vinyl	780.00	75.20	19	*\$6,563.00
T2X2-4760-P	10' 6.50" x 6' 4.25"	47"	60" x 24"	Translucent	818.00	82.00	19	*\$8,226.00
T2X2-4760-V	10' 6.50" x 6' 4.25"	47"	60" x 24"	All Vinyl	848.00	82.00	19	*\$7,190.00
T2X2-6337-P	6' 8.50" x 6' 4.25"	63"	36" x 24"	Translucent	492.50	52.10	15	\$6,353.00
T2X2-6337-V	6' 8.50" x 6' 4.25"	63"	36" x 24"	All Vinyl	548.50	52.10	15	\$5,546.00
T2X2-6348-P	8' 6.50" x 6' 4.25"	63"	48" x 24"	Translucent	822.50	85.10	19	*\$8,243.00
T2X2-6348-V	8' 6.50" x 6' 4.25"	63"	48" x 24"	All Vinyl	882.50	85.10	19	*\$7,383.00
T2X2-6360-P	10' 6.50" x 6' 4.25"	63"	60" x 24"	Translucent	888.50	92.30	19	*\$8,930.00
T2X2-6360-V	10' 10.50" x 6' 4.25"	63"	60" x 24"	All Vinyl	894.25	92.30	21	*\$7,443.00

Please refer to the Privacy Station Preconfiguration Key Chart on pg 145.

\*Note: Subtract \$1,652.00 if 55106 Mobile File Pedestals are omitted.

SHIPPING: FOB NC (Zip Code 27540)

## 6 Privacy Station Units — 2 X 3 Configuration

Includes 6 desks and panels to assemble 6 Privacy Station cubicles in the configuration shown below. Your choice of panel height, panel type and desk size. Each 48" and 60" wide unit also includes a 55106 Mobile File Pedestal.



T2X3-4737-PGGC



T2X3-4748-VGGC



T2X3-6337-PGGC



T2X3-6360-VGGC

Models	Overall Footprint Dimensions	Panel Height	Individual Privacy Station Size	Panel Type	Total Weight (lbs.)	Total cu. ft.	Number of Cartons	List Price
T2X3-4737-P	9' 11.50" x 6' 4.25"	47"	36" x 24"	Translucent	591.00	60.70	21	\$7,710.00
T2X3-4737-V	9' 11.50" x 6' 4.25"	47"	36" x 24"	All Vinyl	646.00	60.70	21	\$6,543.00
T2X3-4748-P	12' 8.50" x 6' 4.25"	47"	48" x 24"	Translucent	1,074.00	108.90	27	*\$10,443.00
T2X3-4748-V	12' 8.50" x 6' 4.25"	47"	48" x 24"	All Vinyl	1,132.00	108.90	27	*\$9,140.00
T2X3-4760-P	15' 8.50" x 6' 4.25"	47"	60" x 24"	Translucent	1,194.00	119.10	27	*\$11,453.00
T2X3-4760-V	15' 8.50" x 6' 4.25"	47"	60" x 24"	All Vinyl	1,234.00	119.10	27	*\$10,050.00
T2X3-6337-P	9' 11.50" x 6' 4.25"	63"	36" x 24"	Translucent	696.00	73.00	21	\$8,646.00
T2X3-6337-V	9' 11.50" x 6' 4.25"	63"	36" x 24"	All Vinyl	773.00	73.00	21	\$7,563.00
T2X3-6348-P	12' 8.50" x 6' 4.25"	63"	48" x 24"	Translucent	1,191.00	122.60	27	*\$11,390.00
T2X3-6348-V	12' 8.50" x 6' 4.25"	63"	48" x 24"	All Vinyl	1,274.00	122.60	27	*\$10,236.00
T2X3-6360-P	15' 8.50" x 6' 4.25"	63"	60" x 24"	Translucent	1,290.00	133.40	27	*\$12,390.00
T2X3-6360-V	16' 2.50" x 6' 4.25"	63"	60" x 24"	All Vinyl	1,292.50	133.40	30	*\$11,660.00

Please refer to the Privacy Station Preconfiguration Key Chart on pg 145.

\*Note: Subtract \$2,478.00 if 55106 Mobile File Pedestals are omitted.

SHIPPING: FOB NC (Zip Code 27540)


## 8 Privacy Station Units — 2 X 4 Configuration



Includes 8 desks and panels to assemble 8 Privacy Station cubicles in the configuration shown below. Your choice of panel height, panel type and desk size. Each 48" and 60" wide unit also includes a 55106 Mobile File Pedestal.




T2X4-4737-VGGC



T2X4-4760-PGGC



T2X4-6337-VGGC



T2X4-6360-PGGC

Models	Overall Footprint Dimensions	Panel Height	Individual Privacy Station Size	Panel Type	Total Weight (lbs.)	Total cu. ft.	Number of Cartons	List Price
T2X4-4737-P	13' 2.50" x 6' 4.25"	47"	36" x 24"	Translucent	766.00	78.30	27	\$9,933.00
T2X4-4737-V	13' 2.50" x 6' 4.25"	47"	36" x 24"	All Vinyl	836.00	78.30	27	\$8,450.00
T2X4-4748-P	16' 10.50" x 6' 4.25"	47"	48" x 24"	Translucent	1,410.00	142.60	35	*\$13,576.00
T2X4-4748-V	16' 10.50" x 6' 4.25"	47"	48" x 24"	All Vinyl	1,484.00	142.60	35	*\$11,916.00
T2X4-4760-P	20' 10.50" x 6' 4.25"	47"	60" x 24"	Translucent	1,570.00	156.10	35	*\$14,926.00
T2X4-4760-V	20' 10.50" x 6' 4.25"	47"	60" x 24"	All Vinyl	1,620.00	156.10	35	*\$13,123.00
T2X4-6337-P	13' 2.50" x 6' 4.25"	63"	36" x 24"	Translucent	899.50	94.00	27	\$11,120.00
T2X4-6337-V	13' 2.50" x 6' 4.25"	63"	36" x 24"	All Vinyl	997.50	94.00	27	\$9,743.00
T2X4-6348-P	16' 10.50" x 6' 4.25"	63"	48" x 24"	Translucent	1,559.50	160.10	35	*\$14,783.00
T2X4-6348-V	16' 10.50" x 6' 4.25"	63"	48" x 24"	All Vinyl	1,665.50	160.10	35	*\$13,316.00
T2X4-6360-P	20' 10.50" x 6' 4.25"	63"	60" x 24"	Translucent	1,691.50	174.50	35	*\$16,116.00
T2X4-6360-V	21' 6.50" x 6' 4.25"	63"	60" x 24"	All Vinyl	1,690.75	174.50	39	*\$15,203.00

Please refer to the Privacy Station Preconfiguration Key Chart on pg 145.


**\*Note:** Subtract \$3,304.00 if 55106 Mobile File Pedestals are omitted.

SHIPPING: FOB NC (Zip Code 27540)

## 10 Privacy Station Units — 2 X 5 Configuration



Includes 10 desks and panels to assemble 10 Privacy Station cubicles in the configuration shown below. Your choice of panel height, panel type and desk size. Each 48" and 60" wide unit also includes a 55106 Mobile File Pedestal.



T2X5-4737-PGGC



T2X5-4748-VGGC



T2X5-6337-PGGC



T2X5-6348-VGGC


Models	Overall Footprint Dimensions	Panel Height	Individual Privacy Station Size	Panel Type	Total Weight (lbs.)	Total cu. ft.	Number of Cartons	List Price
T2X5-4737-P	16' 5.50" x 6' 4.25"	47"	36" x 24"	Translucent	941.00	95.90	33	\$12,153.00
T2X5-4737-V	16' 5.50" x 6' 4.25"	47"	36" x 24"	All Vinyl	1,026.00	95.90	33	\$10,350.00
T2X5-4748-P	21' 0.50" x 6' 4.25"	47"	48" x 24"	Translucent	1,746.00	176.30	43	*\$16,716.00
T2X5-4748-V	21' 0.50" x 6' 4.25"	47"	48" x 24"	All Vinyl	1,836.00	176.30	43	*\$14,683.00
T2X5-4760-P	26' 0.50" x 6' 4.25"	47"	60" x 24"	Translucent	1,946.00	193.20	43	*\$18,396.00
T2X5-4760-V	26' 0.50" x 6' 4.25"	47"	60" x 24"	All Vinyl	2,006.00	193.20	43	*\$16,196.00
T2X5-6337-P	16' 5.50" x 6' 4.25"	63"	36" x 24"	Translucent	1,103.00	115.00	33	\$13,596.00
T2X5-6337-V	16' 5.50" x 6' 4.25"	63"	36" x 24"	All Vinyl	1,222.00	115.00	33	\$11,923.00
T2X5-6348-P	21' 0.50" x 6' 4.25"	63"	48" x 24"	Translucent	1,928.00	197.60	43	*\$18,176.00
T2X5-6348-V	21' 0.50" x 6' 4.25"	63"	48" x 24"	All Vinyl	2,057.00	197.60	43	*\$16,386.00
T2X5-6360-P	26' 0.50" x 6' 4.25"	63"	60" x 24"	Translucent	2,093.00	215.60	43	*\$19,843.00
T2X5-6360-V	26' 10.50" x 6' 4.25"	63"	60" x 24"	All Vinyl	2,089.00	215.60	48	*\$18,750.00

Please refer to the Privacy Station Preconfiguration Key Chart on pg 145.

**\*Note:** Subtract \$4,130.00 if 55106 Mobile File Pedestals are omitted.

SHIPPING: FOB NC (Zip Code 27540)





# X<sup>5</sup> PRECONFIGURED KITS

## X<sup>5</sup> Preconfigured Free-Standing Kits

Free-Standing Units with 4 Shelves (No Tracks)

Includes: (4) 72" H posts and (4) shelves



Models	Description	Weight	List Price (each)
X5R1836	X <sup>5</sup> Preconfigured Kit - 4-Shelf Rack, 18" x 36" (no tracks)	133 lbs.	\$480.00
X5R1848	X <sup>5</sup> Preconfigured Kit - 4-Shelf Rack, 18" x 48" (no tracks)	154 lbs.	\$603.00
X5R1860	X <sup>5</sup> Preconfigured Kit - 4-Shelf Rack, 18" x 60" (no tracks)	138 lbs.	\$713.00
X5R1872	X <sup>5</sup> Preconfigured Kit - 4-Shelf Rack, 18" x 72" (no tracks)	141 lbs.	\$820.00
X5R2436	X <sup>5</sup> Preconfigured Kit - 4-Shelf Rack, 24" x 36" (no tracks)	166 lbs.	\$603.00
X5R2448	X <sup>5</sup> Preconfigured Kit - 4-Shelf Rack, 24" x 48" (no tracks)	131 lbs.	\$713.00
X5R2460	X <sup>5</sup> Preconfigured Kit - 4-Shelf Rack, 24" x 60" (no tracks)	152 lbs.	\$866.00
X5R2472	X <sup>5</sup> Preconfigured Kit - 4-Shelf Rack, 24" x 72" (no tracks)	167 lbs.	\$1,066.00

SHIPPING: FOB NC (Zip Code 27540)

## X<sup>5</sup> Preconfigured Kits with Tracks

5 Units on Tracks with 4 Shelves each. Includes: (20) 72" H posts, (20) shelves, (5) roller assembly sets and sufficient track length.



Models	Description	Weight	List Price (each)
X5S1836	X <sup>5</sup> Preconfigured Kit - 5 Units, 4 Shelves Each, 18" x 36", Tracks Included	711 lbs.	\$3,996.00
X5S1848	X <sup>5</sup> Preconfigured Kit - 5 Units, 4 Shelves Each, 18" x 48", Tracks Included	817 lbs.	\$4,616.00
X5S1860	X <sup>5</sup> Preconfigured Kit - 5 Units, 4 Shelves Each, 18" x 60", Tracks Included	683 lbs.	\$5,153.00
X5S1872	X <sup>5</sup> Preconfigured Kit - 5 Units, 4 Shelves Each, 18" x 72", Tracks Included	751 lbs.	\$5,696.00
X5S2436	X <sup>5</sup> Preconfigured Kit - 5 Units, 4 Shelves Each, 24" x 36", Tracks Included	884 lbs.	\$4,790.00
X5S2448	X <sup>5</sup> Preconfigured Kit - 5 Units, 4 Shelves Each, 24" x 48", Tracks Included	709 lbs.	\$5,326.00
X5S2460	X <sup>5</sup> Preconfigured Kit - 5 Units, 4 Shelves Each, 24" x 60", Tracks Included	812 lbs.	\$6,096.00
X5S2472	X <sup>5</sup> Preconfigured Kit - 5 Units, 4 Shelves Each, 24" x 72", Tracks Included	891 lbs.	\$7,110.00

SHIPPING: FOB NC (Zip Code 27540)





## X<sup>5</sup> Lite Preconfigured Kits

3, 4, 5 or 6 Units on Tracks with 4 X<sup>5</sup> Lite Shelves Per Unit. Includes: 72" H posts, shelves, roller assembly sets and sufficient track length for each configuration.



<i>Models</i>	<i>Description</i>	<i>List Price (each)</i>
X5L3-3618	X <sup>5</sup> Lite – 3 4-Shelf Units, 36" x 18", Tracks Included	\$1,790.00
X5L3-3624	X <sup>5</sup> Lite – 3 4-Shelf Units, 36" x 24", Tracks Included	\$1,990.00
X5L3-4818	X <sup>5</sup> Lite – 3 4-Shelf Units, 48" x 18", Tracks Included	\$1,900.00
X5L3-4824	X <sup>5</sup> Lite – 3 4-Shelf Units, 48" x 24", Tracks Included	\$2,213.00
X5L4-3618	X <sup>5</sup> Lite – 4 4-Shelf Units, 36" x 18", Tracks Included	\$2,340.00
X5L4-3624	X <sup>5</sup> Lite – 4 4-Shelf Units, 36" x 24", Tracks Included	\$2,650.00
X5L4-4818	X <sup>5</sup> Lite – 4 4-Shelf Units, 48" x 18", Tracks Included	\$2,490.00
X5L4-4824	X <sup>5</sup> Lite – 4 4-Shelf Units, 48" x 24", Tracks Included	\$2,950.00
X5L5-3618	X <sup>5</sup> Lite – 5 4-Shelf Units, 36" x 18", Tracks Included	\$2,900.00
X5L5-3624	X <sup>5</sup> Lite – 5 4-Shelf Units, 36" x 24", Tracks Included	\$3,260.00
X5L5-4818	X <sup>5</sup> Lite – 5 4-Shelf Units, 48" x 18", Tracks Included	\$3,083.00
X5L5-4824	X <sup>5</sup> Lite – 5 4-Shelf Units, 48" x 24", Tracks Included	\$3,633.00
X5L6-3618	X <sup>5</sup> Lite – 6 4-Shelf Units, 36" x 18", Tracks Included	\$3,450.00
X5L6-3624	X <sup>5</sup> Lite – 6 4-Shelf Units, 36" x 24", Tracks Included	\$3,856.00
X5L6-4818	X <sup>5</sup> Lite – 6 4-Shelf Units, 48" x 18", Tracks Included	\$3,676.00
X5L6-4824	X <sup>5</sup> Lite – 6 4-Shelf Units, 48" x 24", Tracks Included	\$4,316.00

**SHIPPING: FOB NC** (Zip Code 27540)

**NOTE:** X<sup>5</sup> Lite is available with either black or silver shelves & posts, aluminum tracks, chrome rollers and accessories.

Volume discounts are available. Call (800) 520-7471 for details. Please contact us for help with planning your X<sup>5</sup> or X<sup>5</sup> Lite installation.

All X<sup>5</sup> and X<sup>5</sup> Lite preconfigured kits ship in multiple cartons.

All X<sup>5</sup> and X<sup>5</sup> Lite is FOB NC only.



# WIRE SHELVING

## LAN3618 LAN Station 72" x 36" x 18"



### PRICING

Model	List /MSRP
LAN3618	\$343.00

### DIMENSIONS

Overall Size
72" H x 36" W x 18" D (76" H with casters)

Colors	Features
BLK = Black SLVR = Silver	<ul style="list-style-type: none"> <li>No tools required for assembly</li> <li>Weight capacity 300 lbs. evenly distributed</li> <li>1" diameter posts</li> <li>Customize shelf assembly in 1" increments</li> <li>36" x 8.50" x 2" keyboard tray included</li> <li>Hanging side basket included</li> <li>Hanging shelf basket included</li> <li>3" casters included for mobility (adds 4" to overall height)</li> <li>Adjustable foot glides included</li> </ul>

### SHIPPING: FOB NC (Zip Code 27540)

Model	Carton Size	Carton Cube	Carton Wt.	FedEx Dim. Wt.	LTL Class / NMFC#
LAN3618	43" x 21" x 10"	5.23 cu. ft.	56 lbs.	47	92.50 / 188560-07

## LAN4818 LAN Station 72" x 48" x 18"



### PRICING

Model	List /MSRP
LAN4818	\$386.00

### DIMENSIONS

Overall Size
72" H x 48" W x 18" D (76" H with casters)

Colors	Features
BLK = Black SLVR = Silver	<ul style="list-style-type: none"> <li>No tools required for assembly</li> <li>Weight capacity 300 lbs. evenly distributed</li> <li>1" diameter posts</li> <li>Customize shelf assembly in 1" increments</li> <li>48" x 8.50" x 2" keyboard tray included</li> <li>Hanging side basket included</li> <li>Hanging shelf basket included</li> <li>3" casters included for mobility (adds 4" to overall height)</li> <li>Adjustable foot glides included</li> </ul>

### SHIPPING: FOB NC (Zip Code 27540)

Model	Carton Size	Carton Cube	Carton Wt.	FedEx Dim. Wt.	LTL Class / NMFC#
LAN4818	55" x 21" x 10"	6.68 cu. ft.	65 lbs.	60	92.50 / 188560-07

## S367218 Complete 4-Shelf Unit 72" x 36" x 18"



## S367224 Complete 4-Shelf Unit 72" x 36" x 24"



### PRICING

Models	List /MSRP
S367218	\$270.00
S367224	\$310.00

### DIMENSIONS

Overall Size Model S367218	Overall Size Model S367224
72" H x 36" W x 18" D (76" H with optional casters)	72" H x 36" W x 24" D (76" H with optional casters)
	

Colors	Features
BLK = Black SLVR = Silver	<ul style="list-style-type: none"> <li>No tools required for assembly</li> <li>Weight capacity 300 lbs. per shelf, evenly distributed</li> <li>1" diameter posts</li> <li>Customize shelf assembly in 1" increments</li> <li>Unit comes with 4 shelves, 4 posts, adjustable glides, and shelf mounting clips</li> <li>Optional casters available —raises overall height by 4" (see pg. 155)</li> <li>Includes 4 Flat S-Hooks for linking to other units (see pg. 155)</li> </ul>

### SHIPPING: FOB KS (Zip Code 66021) or NC (Zip Code 27540)

Models	Carton Size	Carton Cube	Carton Wt.	FedEx Dim. Wt.	LTL Class / NMFC#
S367218	37" x 20" x 7"	3.00 cu. ft.	42 lbs.	27	70 / 082360-02
S367224	37" x 26" x 7"	3.90 cu. ft.	49 lbs.	35	70 / 082360-02

**S487218 Complete 4-Shelf Unit 72" x 48" x 18"**  
**S487224 Complete 4-Shelf Unit 72" x 48" x 24"**



**PRICING**

Models	List /MSRP
S487218	\$310.00
S487224	\$386.00

**DIMENSIONS**

Overall Size Model S487218	Overall Size Model S487224
72" H x 48" W x 18" D (76" H with optional casters)	72" H x 48" W x 24" D (76" H with optional casters)

Colors	Features
BLK = Black SLVR = Silver	<ul style="list-style-type: none"> <li>No tools required for assembly</li> <li>Weight capacity 300 lbs. per shelf, evenly distributed</li> <li>1" diameter posts</li> <li>Customize shelf assembly in 1" increments</li> <li>Unit comes with 4 shelves, 4 posts, adjustable glides, and shelf mounting clips</li> <li>Optional casters available—raises overall height by 4" (see pg. 155)</li> <li>Includes 4 Flat S-Hooks for linking to other units (see pg. 155)</li> </ul>

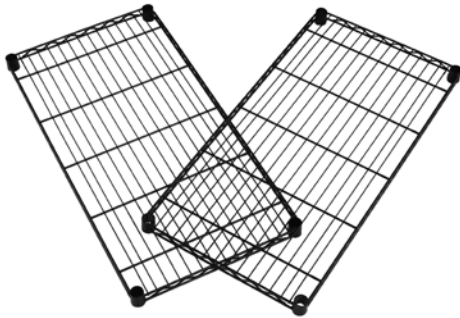
**SHIPPING: FOB NC (Zip Code 27540)**

Models	Carton Size	Carton Cube	Carton Wt.	FedEx Dim. Wt.	LTL Class / NMFC#
S487218	49" x 20" x 7"	3.97 cu. ft.	48 lbs.	36	70 / 082360-02
S487224	49" x 26" x 7"	5.16 cu. ft.	56 lbs.	46	70 / 082360-02

**S3618 Wire Shelves 36" x 18"**  
**S3624 Wire Shelves 36" x 24"**  
**S4818 Wire Shelves 48" x 18"**  
**S4824 Wire Shelves 48" x 24"**

**PRICING**

Models	List /MSRP
S3618	\$56.00
S3624	\$73.00
S4818	\$76.00
S4824	\$90.00



**DIMENSIONS**

Models	Overall Size
S3618	1" H x 36" W x 18" D
S3624	1" H x 36" W x 24" D
S4818	1" H x 48" W x 18" D
S4824	1" H x 48" W x 24" D

Colors	Features	Notes
BLK = Black SLVR = Silver	Includes black mounting clips and chrome flat hooks	<ul style="list-style-type: none"> <li>Must be purchased in multiples of 2 shelves</li> <li>Prices shown are per shelf</li> </ul>

**SHIPPING: FOB NC (Zip Code 27540)**

Models	Carton Size	Carton Cube	Carton Wt.	FedEx Dim. Wt.	LTL Class / NMFC#
S3618	37" x 20" x 4"	1.71 cu. ft.	15 lbs.	16	70 / 082360-02
S3624	37" x 26" x 4"	2.27 cu. ft.	20 lbs.	20	70 / 082360-02
S4818	49" x 20" x 3"	1.70 cu. ft.	20 lbs.	16	70 / 082360-02
S4824	49" x 26" x 2"	1.47 cu. ft.	24 lbs.	14	70 / 082360-02

**S508620003-1 Flat S-Hooks for Wire Shelving**

**PRICING**

Model	List /MSRP
S508620003-1	\$3.00



Finish	Features	Notes
Chrome	Use to link two units together (all shelves come standard with hooks)	Price is per hook

**SHIPPING: FOB NC (Zip Code 27540)**

Model	Carton Size	Carton Cube	Carton Wt.	FedEx Dim. Wt.	LTL Class / NMFC#
S508620003-1	12" x 8" x 8"	0.44 cu. ft.	1 lb.	4	77.50 / 099910-02

**S508510004 Casters for Wire Shelving**

**PRICING**

Model	List /MSRP
S508510004	\$93.00



Colors	Features	Notes
Frame: Chrome Wheels: Black	4" PVC casters (2 regular and 2 locking)	Price is for a set of 4 casters

**SHIPPING: FOB NC (Zip Code 27540)**

Model	Carton Wt.	LTL Class / NMFC#
S508510004	4 lbs.	65 / 41725





## X5 Main Component Parts SHIPPING: FOB NC (Zip Code 27540)

Models	Description	Carton Size*	Carton Cube (cu. ft.)	Carton Weight* (lbs.)	List Price (each)	Order Multiple
SFRT100	X5 39 1/3" Front & Rear Track	47" x 3" x 2"	0.63	8	\$236.00	1 set
SH1836CH	X5 Heavy Duty Shelf 18" x 36"	37" x 20" x 7"	3.00	37	\$90.00	4
SH1848CH	X5 Heavy Duty Shelf 18" x 48"	49" x 20" x 7"	3.97	47	\$120.00	4
SH1860CH	X5 Heavy Duty Shelf 18" x 60"	61" x 19" x 4"	2.68	34	\$146.00	2
SH1872CH	X5 Heavy Duty Shelf 18" x 72"	73" x 19" x 4"	3.21	41	\$170.00	2
SH2436CH	X5 Heavy Duty Shelf 24" x 36"	37" x 26" x 7"	3.90	53	\$120.00	4
SH2448CH	X5 Heavy Duty Shelf 24" x 48"	49" x 26" x 4"	2.95	36	\$146.00	2
SH2460CH	X5 Heavy Duty Shelf 24" x 60"	61" x 26" x 4"	3.67	46	\$183.00	2
SH2472CH	X5 Heavy Duty Shelf 24" x 72"	73" x 26" x 4"	4.39	54	\$236.00	2
SHT48CH	X5 48" H Chrome Post	51" x 5" x 1"	0.30	11	\$30.00	4
SHT72CH	X5 72" H Chrome Post	75" x 5" x 2"	0.43	16	\$43.00	4
SMT50	X5 19 2/3" Middle Track	22" x 3" x 1"	0.04	2	\$66.00	1 set
SMT100	X5 39 1/3" Middle Track	41" x 3" x 1"	0.07	3	\$120.00	1 set
SRA18CRA	X5 18" Roller Assembly w/Brake	20" x 5" x 5"	0.23	7	\$246.00	1 set
SRA24CRA	X5 24" Roller Assembly w/Brake	26" x 5" x 5"	0.38	8	\$256.00	1 set

\*Carton sizes and weights are for a pack of the specified order multiple. Volume discounts are available. Please call (800) 520-7471 for details.



## X5 and X5 Lite Accessories SHIPPING: FOB NC (Zip Code 27540)

Models	Description	Item Weight lbs. (each)	List Price	Minimum Order
S508010018	X5 18" Divider	1.00	\$23.00 (each)	4
S508010024	X5 24" Divider	2.00	\$26.00 (each)	4
S508020018	X5 18" Anti-Slide Side Plate	1.00	\$16.00 (each)	8
S508020024	X5 24" Anti-Slide Side Plate	1.00	\$23.00 (each)	8
S508020036	X5 36" Anti-Slide Side Plate	2.00	\$26.00 (each)	4
S508020048	X5 48" Anti-Slide Side Plate	2.00	\$30.00 (each)	4
S508020060	X5 60" Anti-Slide Side Plate	2.00	\$43.00 (each)	4
S508020072	X5 72" Anti-Slide Side Plate	3.00	\$53.00 (each)	4
S508030036	X5 36" Anti Slide Bar	2.00	\$26.00 (each)	4
S508030048	X5 48" Anti-Slide Bar	3.00	\$30.00 (each)	4
S508030060	X5 60" Anti-Slide Bar	3.00	\$43.00 (each)	4
S508030072	X5 72" Anti-Slide Bar	3.00	\$46.00 (each)	4
S508510004	4" Casters for X5 System	1.00	\$93.00 (Set of 4)	1
S508620002	X5 1" Plastic Clip	40 pc = 1 lb.	\$3.00 (each)	20
S508620003-1	Flat S-Hooks for X5 System	15 pc = 1 lb.	\$3.00 (each)	8
S508620003-2	S-Hooks for X5 System	40 pc = 1 lb.	\$3.00 (each)	8
S508620005	Ganging Bracket for X5 System	8 pc = 1 lb.	\$10.00 (each)	6
S508629999	Caster Bumper for X5 System	4 pc = 1 lb.	\$10.00 (each)	4
SLH	X5 Revolving Label Holder	15 pc = 1 lb.	\$36.00 (each)	4
SPS1836	X5 Clear Polycarbonate Shelf Liner 18" x 36"	3.00	\$43.00 (each)	4
SPS1848	X5 Clear Polycarbonate Shelf Liner 18" x 48"	3.00	\$46.00 (each)	4
SPS2436	X5 Clear Polycarbonate Shelf Liner 24" x 36"	5.00	\$50.00 (each)	4
SPS2448	X5 Clear Polycarbonate Shelf Liner 24" x 48"	5.00	\$56.00 (each)	4
SPS2460	X5 Clear Polycarbonate Shelf Liner 24" x 60"	6.00	\$66.00 (each)	4
SUH18	X5 U-Shaped Handle 18"	2.00	\$46.00 (each)	1
SUH24	X5 U-Shaped Handle 24"	2.00	\$50.00 (each)	1

Most accessories are chrome-plated. Accessories are re-boxed for shipment.

# MEDIA AND UTILITY MOBILE WIRE CARTS

SHCART1836 Heavy Duty Mobile Cart 18" x 36"

SHCART1848 Heavy Duty Mobile Cart 18" x 48"

SHCART1860 Heavy Duty Mobile Cart 18" x 60"

SHCART2436 Heavy Duty Mobile Cart 24" x 36"

SHCART2448 Heavy Duty Mobile Cart 24" x 48"

SHCART2460 Heavy Duty Mobile Cart 24" x 60"

SHCART2472 Heavy Duty Mobile Cart 24" x 72"


## PRICING

Models	List /MSRP
SHCART1836	\$276.00
SHCART1848	\$326.00
SHCART1860	\$360.00
SHCART2436	\$360.00
SHCART2448	\$386.00
SHCART2460	\$433.00
SHCART2472	\$503.00

Finishes	Features
Chrome-plated steel with an anti-corrosion coating	<ul style="list-style-type: none"> <li>• Weight capacity 300 lbs.</li> <li>• Sturdy double handle</li> <li>• Shelves adjust in 1" increments</li> <li>• Locking 5" easy-to-move casters</li> <li>• Many accessories available (See pg. 138)</li> <li>• Easy to assemble</li> <li>• No tools required for assembly</li> </ul>

## DIMENSIONS

Models	Overall Size
SHCART1836	29.75" H x 36" W x 18"D
SHCART1848	29.75" H x 48" W x 18"D
SHCART1860	29.75" H x 60" W x 18"D
SHCART2436	29.75" H x 36" W x 24"D
SHCART2448	29.75" H x 48" W x 24"D
SHCART2460	29.75" H x 60" W x 24"D
SHCART2472	29.75" H x 72" W x 24"D
Height to top of handle is 37.75"	



SHIPPING: FOB KS (Zip Code 66021) or NC (Zip Code 27540)

Models	Carton Size	Carton Cube	Carton Wt.	FedEx Dim. Wt.	LTL Class /NMFC#
SHCART1836	37" x 19" x 4"	1.63 cu. ft.	32 lbs.	14	70 / 188560-09
SHCART1848	49" x 20" x 4"	2.27 cu. ft.	38 lbs.	21	70 / 188560-09
SHCART1860	61" x 19" x 4"	2.68 cu. ft.	49 lbs.	24	70 / 188560-09
SHCART2436	37" x 25" x 4"	2.14 cu. ft.	41 lbs.	19	70 / 188560-09
SHCART2448	49" x 26" x 4"	2.95 cu. ft.	49 lbs.	25	70 / 188560-09
SHCART2460	61" x 26" x 4"	3.67 cu. ft.	61 lbs.	33	70 / 188560-09
SHCART2472	73" x 25" x 4"	4.22 cu. ft.	69 lbs.	38	70 / 188560-09

# OFM on Social Media

OFM works hard to utilize social media outlets to ensure that you are kept up to date on all things OFM.

Join our news feed daily on our Facebook page, look for images on Instagram, watch our product videos and assembly instruction videos on Youtube and of course, visit the OFM web site to get all the specifications on all our products, real time stock checks and pdfs of catalogs, product assembly instructions and tear sheets. We are active on Twitter as well as Pintrest and Linkedin.

If you can't find what you are looking for within our social media connections, please contact your sales rep with your questions.





OFM hereby warrants that the products distributed by it shall be free of all defects in original material and workmanship for the life of the product under normal use. OFM will repair or replace, at our option any product or component that is defective in material or workmanship. This warranty only applies to products purchased directly from an authorized OFM dealer, and is valid for the original purchaser only.

**Exclusions to the Warranty are as follows:**

- Normal wear and tear, which are to be expected over the course of ownership
- Damage resulting from shipment, which will be handled under separate terms
- Damage resulting from storage, alteration, unauthorized repair, infestation, misuse, abuse, accident, acts of God, natural causes, and/or exceeding listed capacities
- Products used for rental purposes
- Failure to provide reasonable and necessary maintenance\* (according to product instructions)
- Transportation and labor costs associated with warranty replacements

**Seating:**

All seating is covered under warranty for the life of the product under normal use. Limitations involving materials and components are:

- 2 years all fabric and upholstery materials
- 7 years gas lifts
- COM fabric is not covered under this warranty

Normal Commercial Usage for Seating is defined as 8 hours a day, 5 days a week with a weight capacity not to exceed 250 lbs.

The models listed below are rated for a 400 lb. & 500 lb. weight capacity and are warranted under the standard Normal Commercial Usage for Seating:

- |                |                |                |                |
|----------------|----------------|----------------|----------------|
| 400 lbs.       |                | 500 lbs.       |                |
| • Model ORO200 | • Model 711    | • Retro Bench  | • Model 832    |
| • Model 407's  | • Model 800-L  | • Model 300-XL | • Model 2201   |
| • Model 409's  | • Model 812-LX | • Model 810-LX | • Model 2202   |
| • Model 700    | • Model 841    | • Model 811-LX | • Model 5000L  |
| • Model 710    |                | • Model 821    | • Model 5000LE |
|                |                | • Model 822    | • Model 5000R  |
|                |                | • Model 831    | • Model 5000RE |

OFM offers many models covered under warranty for a 24-Hours a day, 7 days a week usage. All standard seating limitations listed above still apply to this category of seating.

The models listed below are rated for a 250 lb. & 400 lb. weight capacity with 24-hours a day use:

- |                   |                 |
|-------------------|-----------------|
| 250 lbs.          | 400 lbs.        |
| • Model 241 (All) | • Model 247     |
|                   | • Model 247-VAM |

**Tables and Desks:**

All tables and desks are covered under OFM's Limited Lifetime Warranty. Limitations involving materials and components are as follows:

- 10 years frames
- 5 years tops

**Pedestals:**

All pedestals are covered under OFM's Limited Lifetime Warranty. Limitations involving materials and components are as follows:

- 10 years full suspension glides

**RiZe Panel System:**

All panels and corner posts are covered under OFM's Limited Lifetime Warranty. Limitations involving materials and components are as follows:

- 10 years frames and frame welds
- 5 years vinyl and fabric panels under normal use

**TERMS AND CONDITIONS**

**Ordering Information:**

All orders MUST be in writing. Please fax orders to 919-362-4765, email to sales@ofminc.com or contact us to set up EDI transmission. Purchase orders must include model numbers, color, quantity, accessories and any special instructions. Purchaser assumes responsibility to supply correct information when placing order. Prices and specifications subject to change. Refer to www.ofminc.com for the most up-to-date information.

**Shipping & Handling:**

All terms are FOB from point of origin. OFM will initiate all prepaid freight claims. Any visual shortages or damages MUST be noted in writing at TIME OF DELIVERY on bill of lading. LTL carriers will not accept verbal information that differs from signed bill of lading. Damages must be reported and filed by OFM within 5 days after the receipt of goods and shortages must be noted immediately upon receipt. If reported after the fifth day it will be up to the sole discretion of OFM to repair or replace product at no charge. We cannot accept damage reports after this time. All orders shipped to APO/FPO locations will incur an additional \$15 per carton handling charge.

**Customer Pick Up:**

All orders need to be inspected and signed for at the time of pick up. No claims regarding damages or shortages will be accepted.

**Payment Terms:**

OFM relies on D&B for credit worthiness of new and established accounts for open credit terms. Terms are net 30 from date of invoice. If open account is not established, credit card or check will be accepted in advance.

**Returns Policy:**

Returns are accepted at our North Carolina warehouse ONLY. All returns must be shipped prepaid and be made within 30 days of purchase. Collect shipments will be refused and returned. To return a product, a Return Authorization form can be download from our company website, www.ofminc.com/forms.asp or you can call 800-520-7471 and request a Return Authorization Form from your customer service representative. The Return Authorization form can be sent to your customer service representative or you can email the form to returns@ofminc.com. You will also be issued a Return Authorization number. This number will ALWAYS have the prefix "RA". Merchandise returned without the RA number will be refused by OFM. Return Authorization numbers are only valid for 30 days. OFM reserves the right to inspect all returns and determine applicable restocking and/or reboxing fees. A missing item or damaged product fee may be assessed if a returned product is missing the original box, packaging materials, contents, accessories, assembly instructions or is not in "like new" condition. **A minimum fee of 25% will apply for re-stocking only.** All warranty parts are available for replacement at NO charge and are shipped via ground service. If upgraded service is required, the customer will be billed the difference in freight. Our freight carriers, including UPS/Fed Ex, reserve the right to institute fuel surcharges on some or all shipments, without prior notice.

**To the extent allowed by law, OFM makes no other warranty, either expressed or implied. OFM will not be liable for any consequential or incidental damages.**

Catalog-PSB



161 Tradition Trail, Holly Springs, NC 27540  
 Tel: (800) 520-7471 • Tel: (919) 303-6389  
 Fax: (919) 362-4765 • Web: www.ofminc.com