

NEW ENGLAND PATRIOTS 1984 FACT BOOK



*Silver Anniversary
Season*

\$3.00

GET THE ATRA ADVANTAGE



Atra® has an advantage over twin-blade razors that don't pivot. They can't give the same great shave as Atra. When they reach the curves and corners, they lose their grip.

But Atra's pivoting head is proven to stay on track—it keeps both blades on your beard longer. So you end up with the winning shave.

Gillette Atra®

INDEX

Attendance	97
Biographies:	
Assistant Coaches	12-17
Draft Choices	69-75
Kilroy, Bucko	8
McPeak, Bill	19
Meyer, Ron	10-11
Steinberg, Dick	19
Sullivan, Charles W.	6
Sullivan, Patrick	9
Sullivan, William H., Jr.	5
Veteran Players	24-68
Board of Directors	7
Bryant College	98
Club Directory	4
Coaches, All-Time	18
Drafts, All-Time	133-135
Historical Highlights	145-147
Hotels on the Road	98
How the Patriots Were Built	76
Important Dates	154
Last Time It Happened	105
Leaders:	
All-Time	139-140
Year by Year	136-138
Longest Plays	143-144
Media Contacts	153-154
Opponents:	
Preseason	79
Regular Season	84-86
Outstanding Performances	141-143
Overtime Games	129
Patriots' Radio Network	152
Personnel Guide	140
Playoffs:	
History	148-150
Tie-Breaking Procedures	151
Top Performances	150
Pro Bowl Patriots	155
Pronunciation Guide	75
Records	114-129
Results:	
Preseason	77-78
Regular Season	87-97
Rosters:	
All-Time Player	130-132
1984	80-83
Silver Anniversary Story	3
Schedules:	
Patriots'	2
NFL	158-159
Stadium Management Corporation	23
Staff Photos	20-22
Sullivan Stadium Story	156-157
Team Telephone Numbers	104
Year in Review, 1983:	
Awards	128
Defensive Statistics	101
Game by Game Review	106-113
NFL Standings	104
Records Set	102
Team and Individual Statistics	99-100
Top Performances	103

ON THE COVER. . . .

Patriots' tenth year quarterback Steve Grogan (14) hands off. Grogan is the Patriots' all-time leading passer and holder of every club career passing record. The cover design was produced by Anna Machado and Tom Croke of Foxboro, MA. Photograph by Al Messerschmidt of North Miami, FL.

1984 SCHEDULE

PRESEASON

Friday, Aug. 3	NY GIANTS	7:30 p.m.
Saturday, Aug. 11	Buffalo	6:00 p.m.
Friday, Aug. 17	Washington	8:00 p.m.
Friday, Aug. 24	KANSAS CITY	7:30 p.m.

REGULAR SEASON

Sunday, Sept. 2	Buffalo	1:00 p.m.
Sunday, Sept. 9	Miami	1:00 p.m.
Sunday, Sept. 16	SEATTLE	1:00 p.m.
Sunday, Sept. 23	WASHINGTON	1:00 p.m.
Sunday, Sept. 30	NY Jets	1:00 p.m.
Sunday, Oct. 7	Cleveland	1:00 p.m.
Sunday, Oct. 14	CINCINNATI	1:00 p.m.
Sunday, Oct. 21	MIAMI	1:00 p.m.
Sunday, Oct. 28	NY JETS	1:00 p.m.
Sunday, Nov. 4	Denver	4:00 p.m.
Sunday, Nov. 11	BUFFALO	1:00 p.m.
Sunday, Nov. 18	Colts	1:00 p.m.
Thursday, Nov. 22	Dallas	4:00 p.m.
Sunday, Dec. 2	ST. LOUIS	1:00 p.m.
Sunday, Dec. 9	Philadelphia	1:00 p.m.
Sunday, Dec. 16	COLTS	1:00 p.m.

HOME GAMES LISTED IN ALL CAPS All Times Eastern

TICKET OUTLETS

Sullivan Stadium Ticket Office — (617) 262-1776 (Boston),
(617) 543-7911 (Foxboro), or toll-free 1-800-543-1776
Teletron — (617) 720-3434 (Boston) or 1-800-382-8080
Sports Charge — (617) 497-1118 (Boston) or 1-800-442-1854

All Ticketron Outlets

All Strawberries Records and Tape locations

All Authorized Ticket Agencies

MEDIA INFORMATION - This media guide has been prepared to assist all members of the media in their coverage of the Patriots in 1984. Should you require additional information, further assistance or wish to arrange interviews, please contact Jim Greenidge, Dave Wintergrass, Tom Hoffman or Kris Erickson at (617) 262-1776. Home phone numbers are: Greenidge (617-776-4414), Wintergrass (617-828-5524) and Hoffman (617-344-2582).

CREDENTIAL REQUESTS - Credential requests should be made in writing or by calling the Public Relations Department no later than noon on the Wednesday preceding any home game to insure issuance.

TRAINING CAMP - The Patriots will make Bryant College their summer training home for the ninth straight summer in 1984. The Smithfield, R.I. campus is located 12 miles northwest of Providence and 60 miles south of Boston. Telephone numbers at the Patriots' training camp office are (401) 231-2088 and 231-2138.

PATRIOTS CELEBRATE SILVER ANNIVERSARY SEASON



It seems like it was only yesterday that the American Football League began, sparking a new era in professional football. The new league gave birth to many new teams along with the Patriots: Buffalo Bills, Denver Broncos, Houston Oilers, New York Jets, Oakland Raiders, San Diego Chargers and Kansas City Chiefs.

Upon entering the league in 1960, the Patriots were without a permanent landlord. After bouncing around from Boston College to Boston University, Fenway Park and Harvard University, the Patriots set up permanent residence at then — Schaefer Stadium in Foxboro, Mass. in 1971. On May 23, 1983, Schaefer Stadium became Sullivan Stadium as a tribute to William H. Sullivan, the founder, owner, and driving force behind the Patriots.

It wasn't long before the Patriots established themselves as a competitive force in a competitive league. The Patriots have made the post-season playoffs five times — first in 1963, when playing in the first playoffs in American Football League history in a match for the Eastern Division title. The Patriots beat the host Bills, 26—8, before 33,044 at the War Memorial Stadium. The game was played on December 28th.

In 1976, the Patriots, who had finished with a 3—11 record the previous season, mustered an 11—3 record. Quite a turn around for any team. On December 18th, the Patriots' played the Raiders at the Oakland-Alameda County Coliseum, marking the Patriots first playoff appearance since 1963. The Patriots — the only team to beat the Raiders during the regular season (48—17) — lost the game 24—21 in front of 53,045 fans.

The Patriots have appeared twice during the playoff season since 1976: in 1978 the Patriots played their first playoff game in Schaefer Stadium against the Houston Oilers, and in 1982, they played the Miami Dolphins after finishing seventh in the 14 team AFC field.

A lot of names and faces have changed here over the twenty-five years. Before Billy Sullivan started the Patriots, there had been more than a half dozen professional teams that failed to make the grade in New England.

The Patriots have had eight coaches through the years. Coach Lou Saban first took charge in 1960 and 1961. He was succeeded by Mike Holovak (1961 — 1968), Clive Rush (1969 — 1970), John Mazur (1970 — 1972), Phil Bengston (1972), Chuck Fairbanks (1973 — 1978), Ron Erhardt (1979 — 1981), and present head coach Ron Meyer.

The Patriots will enter their Silver Anniversary season with a lifetime regular season record of 154—178—9.

PATRIOTS' CLUB DIRECTORY

SULLIVAN STADIUM, FOXBORO, MA 02035
(capacity 60,606)

TELEPHONE: (617) 543-7911 (Foxboro)
(617) 262-1776 (Boston)

President — William H. Sullivan, Jr.
Executive Vice President — Charles W. Sullivan
Vice President — Francis J. "Bucko" Kilroy
General Manager — Patrick J. Sullivan

BOARD OF DIRECTORS

Sam Cook Digges
William F. Finucane
Jeanette Keefe
Jean Sullivan McKeigue
Paul Sonnabend

Miss Mary H. Sullivan
Mrs. Mary M. Sullivan
Walter T. Sullivan
Thomas J. White

COACHING STAFF

Head Coach	Ron Meyer
Offensive Coordinator/QBs	Lew Erber
Defensive Coordinator	Rod Rust
Defensive Line	Tommy Brasher
Running Backs	Cleve Bryant
Strength/Conditioning	LeBaron Caruthers
Receivers	Steve Endicott
Offensive Line	Bill Muir
Special Teams/TEs	Dante Scarnecchia
Linebackers	Steve Sidwell
Secondary	Steve Walters

PLAYER PERSONNEL STAFF

Director of Player Development	Dick Steinberg
Executive Director of Player Personnel	Darryl Stingley
Director of Pro Scouting	Bill McPeak
Director of College Scouting	Joe Mendes
Personnel Scout	George Blackburn
Personnel Scout	Bobby Grier
Personnel Scout	Pat Naughton
Personnel Scout	Bob Teahan
Administrator	Nancy Meier

FOOTBALL STAFF

Equipment Manager	George Luongo
Assistant Equipment Manager	Don Brocher
Film Manager	Ken Deininger
Film Assistant	Scott Olkkola

MEDICAL STAFF

Head Trainer	Ron O'Neil
Assistant Trainer	Jim Pluemer
Team Physician	Bertram Zarins, M.D.
Team Dentist	Bill Lenkaitis, D.D.S.

ADMINISTRATIVE STAFF

Administrative Asst. to G.M.	Judy Quimby
Administrative Asst. to G.M.	Katherine Kennedy
Business Manager	Phil Lynch
Director of Team Security	Lou Assad

DATA PROCESSING


Data Processing Manager	Steve Poreda
Systems Specialist	Rob Noller
Systems Analyst	Peg Myers
Data Processing Assistant	Joe Ziobro
Data Processing Assistant	Rich Kane

PUBLIC RELATIONS/TICKET STAFF

Director of Public Relations and Sales	Tom Hoffman
Director of Promotions	Dave Wintergrass
Director of Publicity	Jim Greenidge
Director of Ticket Sales	Peter Thompson
Box Office Manager	Ken Sternfeld
Cheerleaders Director	Susan Ouellette
Public Relations Assistant	Kris Erickson
Assistant Ticket Manager	Frank Napoli

OFFICE STAFF: Debbie Bloom (Pro Scouting), Patti Del Grosso (Player Personnel), Helen Igo (Player Personnel), Marie Lowre (Business Office), Fran Maynard (Receptionist), Patti Mechlin-ski (G.M.'s Office, Ticket Office) Dianne Noonan (Public Relations, Ticket Sales), Barbara Ruhl (President's Office), Bev Scollins (Coaches).

PRESIDENT



WILLIAM H. SULLIVAN, JR.

William H. "Billy" Sullivan, Jr.'s life has been filled with many pleasant memories, but one of his most cherished occurred on June 29, 1983. For it was on that day that Schaefer Stadium, home of the New England Patriots, was dedicated as Sullivan Stadium in tribute to the man who is the founder, owner and driving force of the Patriots.

Billy Sullivan and his family have spent many tireless hours over the past twenty-five years to build a pro football team that New England would be proud to call its own. It was only fitting that the stadium be renamed in honor of the man who made great sacrifices for the Patriots to prosper in New England.

Until 1959, New England had been a graveyard for more than a half dozen professional football teams, but Billy changed that. Through his untiring efforts and perseverance, Billy not only fielded a team in the newly formed American Football League, he has guided the development of the franchise into becoming one of the most popular and competitive clubs in the NFL.

On November 18, 1959, Billy was awarded the eighth franchise in the fledgling American Football League. He has made an indelible impact on the nation's No. 1 sport since that great day. He did get a team on the field. From 1961 to 1964 he was President of the AFL and served on the television committee that authored a \$36 million contract with NBC to guarantee survival of the young league. He was a key member of the AFL's team that hammered out the merger format with the NFL, and he has served as a director of both NFL Properties and Films.

Since starting his love affair with pro football, Billy has traveled through many valleys and over many peaks. By undaunted determination and a boundless capacity for hard work, he kept the Patriots alive until locating the team in its present 61,000-seat Sullivan Stadium home, and assumed full control of the franchise by purchasing 88 percent of the voting stock on Nov. 17, 1975 and all of the non-voting stock on Dec. 8, 1976.

Billy graduated from Boston College in 1937 and served as Publicity Director at his alma mater from 1938-1940. In 1941 he went to Notre Dame as special assistant to the Director of Athletics. After a hitch on the staff of the U.S. Naval Academy, he joined the Boston Braves baseball team as Director of Public Relations in 1946. During his six-year tenure with the Braves he conceived the "Jimmy Fund" that has since grown to be an internationally known cancer research program studying leukemia in children.

In 1955 he joined Metropolitan Petroleum Co. and became President of the firm three years later. He continued his rise in the corporate world 20 years later when he was named executive vice president of the parent Pittston Corporation, a position he held until his retirement from the national energy giant in the Spring of 1981. In addition to serving as a director for numerous organizations, Billy was re-elected on April 8, 1981 to serve a second term as Chairman of the Board of NFL Properties, Inc.

Billy and his wife, the former Mary Malone, are the parents of three sons, Charles (Chuck), William H. III and Patrick as well as three daughters, Kathleen Sullivan Alioto, Jeanne Sullivan McKeigue and Nancy Chamberlain.

Whether it's the oil business or the Patriot fortunes in the NFL, Billy Sullivan has the same, unwavering philosophy, "The best is yet to come."


EXECUTIVE VICE PRESIDENT

CHARLES W. "CHUCK" SULLIVAN

Since the Patriots first fielded a team in 1960, Chuck has served the franchise in a variety of capacities and has been the club's Executive Vice President since July, 1979. In addition, he is also Chairman of Stadium Management Corporation, owner and operator of the Patriots' Sullivan Stadium home and of Commonwealth Sports Properties, Inc., operator of Foxboro Raceway.

A graduate of Boston College, he also received a law degree from BC's Law School and a Masters degree in Law from Harvard. Following graduation, Chuck spent two years on active duty in the U.S. Army, rising to the rank of Captain while serving one year in Thailand. After his tour in the Army, Chuck then attended Harvard and soon after began his career in law and football.

Chuck is a partner in the law firm of O'Melveny & Myers and is based in that firm's New York office. During his law career, he has represented the Patriots in the successful defense of anti-trust litigation brought by former Patriots' QB Joe Kapp and has assisted several NFL teams with corporate reorganizations, acquisition financings and training facility financings.



In the Spring of 1984, Chuck took on one of his greatest challenges by negotiating for and acquiring the rights to be the financier and co-promoter of the Michael Jackson national tour. No stranger to planning such events, Chuck helped promote and host three concerts — David Bowie, The Police and Simon and Garfunkel at Sullivan Stadium in 1983.

Chuck has also been active in legal matters relating to real estate development. He represented the Jordan Marsh Company in connection with the development of Lafayette Place, a 75-million dollar project in downtown Boston which includes a new Jordan Marsh store, a new retail shopping mall and a 400-room hotel.

In the Fall of 1981, Chuck formed Stadium Management Corporation (SMC) for the purpose of purchasing the then-named Schaefer Stadium and its related assets from Stadium Realty Trust. With the sale completed on November 6, 1981, Chuck then spearheaded an 11-million dollar improvement project at the newly named Sullivan Stadium. The project included the construction of a new media facility and luxury suites, new washroom and concession areas, the installation of a new Diamond Vision full color instant replay scoreboard and a new meeting and training facility for the football operation.

Also, he has made a long range commitment to improving not only the Sullivan Stadium complex itself but the adjacent Foxboro Raceway. In April, 1984, he assumed operation of the raceway through a newly formed company, Commonwealth Sports Properties (CSP). Under a lease arrangement, CSP will operate and re-develop the raceway facility with the goal of returning the raceway to the prominent position it once enjoyed.


On June 6, 1977, Chuck was elected by NFL owners to serve as Chairman of the NFL Management Council's Executive Committee (NFLMC) and was re-elected to serve a second term on March 30, 1981. During his second term of service with the NFLMC, the Executive Committee coordinated the negotiation of the 1982 Collective Bargaining Agreement.

Chuck is also Vice President and General Counsel of Wells National Services Corporation, a company affiliated with Kidde, Inc. that operates a hospital-patient television network in 350 hospitals throughout the nation. Also, he is Chairman of the Board of Graphco American Charts, Inc., an affiliate of General Signal Corp., which produces and markets chart paper for industrial and medical applications.


BOARD OF DIRECTORS



Mrs. Mary M. Sullivan
Vice President




Paul Sonnabend
Vice President



Miss Mary H. Sullivan
Treasurer



Mrs. Jeanne Sullivan McKeigue




Walter T. Sullivan



Thomas J. White



Sam Cook Digges



William F. Finucane
General Counsel



Jeannette Keefe
Assistant Treasurer

VICE PRESIDENT

BUCKO KILROY

Francis J. "Bucko" Kilroy has been employed in almost every conceivable capacity in the NFL as he enters his 42nd year with the league. After serving four years as General Manager, he was promoted to the position of Vice President on February 16, 1983 and will concentrate his efforts in player personnel and development. In that capacity, he will continue to stress his highly regarded scouting philosophy to "leave no stone unturned" in searching for talent.

Born in Philadelphia, he established himself as one of the city's premier schoolboy athletes before departing for South Bend and the University of Notre Dame. His stay there was short as he returned to his hometown to attend Temple University where he went on to become one of the greatest linemen in the school's history. For his efforts on the collegiate gridiron, Bucko was inducted into the Temple Hall of Fame in 1976.


Bucko began his NFL career with his hometown Philadelphia Eagles in 1943 and played there 13 straight seasons. During that time, he once played in 146 consecutive games and was selected as an all-pro at both offensive guard (1947-49) and middle guard (1952-54). He gained additional honors for his pro grid exploits as he was elected to the NFL's all-decade team for the 1940's and inducted into the Helms Hall of Fame.

He made a gradual entry into the coaching ranks by serving the Eagles for three seasons as a player/coach before assuming the full-time role of line coach for six more NFL campaigns. In addition to coaching, he also served as the club's player personnel director, making him one of the five original talent scouts in the league.

In 1962, Bucko was named Director of Player Personnel of the Washington Redskins and then moved to the Dallas Cowboys in 1965 to become a "super scout" with that organization. During Bucko's five year tenure with the Cowboys, the team won five straight divisional championships, an indication of his impact on the team's scouting success.

Having developed a reputation as one of football's finest scouts, Bucko was named Player Personnel Director of the Patriots in 1971. He faced a monumental challenge of revamping and revitalizing a scouting operation that had shown little success in prior years. Under his direction, the Patriots' scouting department became one of the finest in the NFL and played an integral part in the Patriots' upsurge that brought them playoff appearances in 1976 and 1978.

A natural choice for the position, Bucko was appointed General Manager on April 6, 1979. In that capacity, he directed the Patriots' day-to-day business operation, was responsible for all contract negotiations and guided the implementation of a state-of-the-art computer system for the Patriots' operation. He also played an instrumental role in planning the building of a grass practice facility and an in-house film lab. In addition, Bucko played a key role in selecting Ron Meyer as the Patriots' eighth head coach, a man whom he had worked with on the Dallas Cowboys' scouting staff in 1971.




GENERAL MANAGER

PATRICK SULLIVAN

Ever since his father, William H. "Billy" Sullivan, Jr., was awarded the newly founded AFL's eighth and final franchise in November of 1959, Patrick Sullivan has been an active and important member of the Patriots' organization. Since his appointment as General Manager on February 16, 1983, Patrick has been responsible for overseeing the day-to-day operation of the club.

The youngest of Billy and Mary Sullivan's six children, Patrick began his Patriots' career as an eight year-old ballboy and then spent time assisting the training staff and ticket office staff while attending Wellesley (MA) Public Schools.

Patrick graduated from the Browne and Nichols Prep School (Cambridge, MA), where he played football as a 5-10, 170 lbs. defensive lineman in 1971 and then enrolled at his father's alma mater, Boston College. While at BC, Patrick worked in the Promotions Department at Boston's WSBK-TV (Channel 38). In 1976, he graduated with a B.S. in English and then joined the Patriots on a full-time basis.




His first full-time role with the Patriots was on the Stadium Operations staff. He literally swept floors, cleaned waste-baskets and plowed snow on that job. Less than a year later, in February of 1977, he traded in his work clothes for a jacket and tie and was named Publicity Assistant. Three months later, he returned to the Stadium Operations Department, but this time as Stadium Manager. At the age of 24, Patrick earned the responsibility for the day-to-day operation of Sullivan Stadium and the Patriots' office facility.

In April, 1979, when Bucko Kilroy was appointed General Manager to replace the departed Chuck Fairbanks, he chose Patrick to be Assistant General Manager, a position he assumed on May 18, 1979. For the next four years, Patrick assisted Kilroy in a variety of duties, including the development of a state-of-the-art computer system for the entire Patriots' operation, the installation of an in-house film lab, the construction of a grass practice facility and overseeing a multi-million dollar improvement program at Sullivan Stadium. Patrick also negotiated player contracts for veterans, rookie and free agents, alike.

As General Manager, Patrick has been responsible for handling and overseeing all player contract negotiations and coordinating the day-to-day operations of the club. He also plays an active role in dealing with the public and media. In a short period of time, Patrick has gained the respect of players, fellow league executives and fans, alike.

Born on November 23, 1952, Patrick is married to the former Lynne Massari of Hamden, CT and they are the parents of a two year-old son, Garrett Patrick.

HEAD COACH



RON MEYER

Ron Meyer realized a lifelong dream to become a NFL head coach when he was named as the eighth head coach in Patriots history on January 15, 1982. At the same time, he also accepted one of the greatest challenges of his 22-year coaching career.

He immediately went to work on that challenge, the rebuilding of a Patriots team that finished at 2-14 in 1981, the worst seasonal record in club history.

In his rookie NFL season, Meyer guided the league's second youngest team through the strike-shortened campaign to a 5-4 record and a playoff appearance against the eventual AFC Champion Miami Dolphins. In his first game, the Patriots defeated the Colts 24-13 (9-12-82) to enable Meyer to win his tenth season opener in as many tries as a head coach. On the way to their playoff appearance, the Patriots won four of their last six games, an indication that Meyer's commitment to strength and conditioning was beginning to pay off. Offensively, the Patriots gained 1,347 yards on the ground to finish only 24 yards behind Buffalo for the NFL's team rushing title. On defense, the Patriots became the first team since the 1976 Steelers to record back-to-back shutout victories when they blanked Miami 3-0 and Seattle 16-0.

The start of his second season at the Patriots helm did not go as planned. Following an opening day overtime loss to Baltimore and a defeat in Miami, the Patriots were 0-2. But they rebounded with two straight wins over the N.Y. Jets and at Pittsburgh to even their record at 2-2. In the 12th game of the season, starting QB Steve Grogan would be lost for the year with a fractured left fibula and starting OC Pete Brock missed three of the final five games with a knee injury. The defense featured three rookie and four second year starters, but Meyer stuck to his rebuilding plan. While the season was filled with peaks and valleys, the Patriots finished with an 8-8 record and in second place behind Miami in the tough AFC East. Despite the multitude of injuries to key players, the Patriots were in the playoff picture until the final week of the season.

Strength, conditioning and discipline are characteristics of a Meyer coached team. Meyer points to those factors as key reasons that the Patriots have rushed for more yards than any other NFL team over the last two seasons. Those subjects also come up when it is mentioned that the defense allowed the third fewest points of any NFL team in 1983 while also making five goal line stands.

With two NFL seasons under his belt, Ron is continuing to rebuild the Patriots into a playoff contender, a reputation the club enjoyed from 1976-80 while compiling a 50-26 record. If his past coaching successes at UNLV and SMU are any indication as to what the future may hold, then the Patriots are on their way to achieving the ultimate goal in the NFL, to win a Super Bowl Championship.

Meyer inherited an SMU team in 1976 that finished 4-7 the year before and in six seasons built one of the top college football programs in the country. In 1981, his Mustang squad finished 10-1, losing only to Texas, 9-7 on October 24, and won the Southwest Conference. While SMU was ineligible for post-season play

while on NCAA probation, conference runnerup Texas went on to the Cotton Bowl and defeated Alabama. Meyer's team was ranked second in the nation by CBS and sixth in the country by both *Sports Illustrated* and the Associated Press.

During his six seasons at SMU, Meyer compiled a head coaching mark of 34-31-1 (.523), but his last two teams won 18 of 22 games (.818) and his 1980 team played against Brigham Young in the Holiday Bowl.

A native of Westerville, Ohio, where he was born on February 17, 1941, Meyer earned ten letters in three sports — football, basketball and baseball — and was captain and all conference in all three as a senior. He also served as class president from the ninth through twelfth grades and attained the rank of Eagle Scout.

Meyer went to Purdue as a walk-on football candidate in 1959 and earned a football scholarship in the second semester of his freshman year. A defensive back, he led the team in minutes played as a junior and senior. Outstanding both on the field and in the classroom, Meyer was selected to the All-Big 10 Academic Team and won the Nobel Kaiser Award for athletic and academic achievement in 1963.

Upon graduation, he remained at Purdue for one year to serve as a graduate assistant coach on Jack Mollenkopf's staff before becoming head coach at Penn High School in Mishawaka, Indiana. After recording a 5-4-1 record there in 1964, he returned to his alma mater to spend six seasons (1965-70) as an assistant coach.

While on the Purdue staff, Meyer was responsible for the offensive backfield, receivers and the overall passing game. He worked with such players as Bob Griese, Leroy Keys and Mike Phipps during that time. In his second year there, Purdue beat Southern Cal, 14-13 in the 1967 Rose Bowl.

Meyer exhibited a sharp eye for identifying talent while with the Boilermakers and personally recruited former Patriot wide receiver Darryl Stingley, former Denver runningback Otis Armstrong and Washington defensive lineman Dave Butz. In 1969, Meyer convinced the three to play their college ball at Purdue and all three were first round draft choices in the 1973 NFL draft.

Stingley, now the Patriots' Executive Director of Player Personnel said, "Ron is a real class guy who made me what I am as both a player and as a person. It was because of Ron that I attended Purdue. I knew then that he would be a successful coach and his record has proven me right. I am sure that he will be able to get the Patriots back on the winning track."

In 1971, Meyer left Purdue for the NFL ranks, joining the Dallas Cowboys as a personnel scout and spending several months on the same scouting staff as Patriots' Vice President Bucko Kilroy. Kilroy said of Meyer's appointment, "I am very pleased to be reunited with Ron for many reasons, the most important of which include that he is very bright, an innovator, a workaholic and a no nonsense guy with only one goal in mind—to win."

After two years with the Cowboys, he was named head coach at the University of Nevada — Las Vegas in 1974.


Meyer took over a UNLV squad that had won once in eleven starts in 1972 and in his first year at the helm the Rebels turned in an 8-3 record. In 1974, the Rebels finished undefeated in eleven regular season games and split two playoff games to finish as runnerup in the NCAA Division II National Championship. In his third and final year there, Meyer guided the Rebels to a 7-4 mark before being summoned to Dallas and SMU.

Meyer is the father of four children - Ron, Jr., Ralph, Kathryn and Elizabeth, and he and his wife Cindy live in Westwood, Mass. with their two daughters.

RON MEYER'S HEAD COACHING RECORD

		W	L	T	PCT
1973	Univ. of Nevada-Las Vegas	8	3		.727
1974	Univ. of Nevada-Las Vegas	12	1		.923
1975	Univ. of Nevada-Las Vegas	7	4		.636
3 year total — UNLV		27	8	0	.771
1976	SMU	3	8		.273
1977	SMU	4	7		.364
1978	SMU	4	6	1	.409
1979	SMU	5	6		.455
1980	SMU	8	3		.727
1981	SMU	10	1		.909
6 year total — SMU		34	31	1	.523
1982	Patriots	5	4	0	.555
1982/83	Playoffs	0	1	0	.000
1983	Patriots	8	8	0	.500
2 year total — Patriots		13	13	0	.500
Head Coaching Total		74	52	1	.587

ASSISTANT COACHES




TOMMY BRASHER **Defensive line**

Tommy enters his 21st year of coaching in 1984 and has spent the majority of his career handling defensive positions. In his first year with the Patriots, he worked with a group of seven defensive linemen that included only one player, Julius Adams, who had pro playing experience prior to the start of the season. Last year, injuries slowed starters Ken Sims and Lester Williams for most of the season, so he tutored a starting lineup that included second year NT Dennis Owens and rookie tenth round pick DE Toby Williams. Under Tommy's guidance, the group enabled the Patriots to record 39 QB sacks and make five goal-line stands.

An All-Southwest Conference linebacker at Arkansas in 1962, Tommy played in the 1962 and 1963 Sugar Bowls but a knee injury limited his playing time as a senior. He began his coaching career following graduation as offensive and defensive line coach at his hometown high school in El Dorado, Arkansas. He later made two other coaching stops at Arkansas high schools, working at Galveston Ball in 1965 and 1966 and later at Hot Springs from 1966-69. As head coach at Hot Springs, he was named Arkansas Coach of the Year in 1968.

In 1970, Tommy jumped to the collegiate coaching ranks, spending one season as assistant defensive line coach at Arkansas. He then spent the next three seasons (1971-73) at Virginia Tech (VPI) where he spent two seasons coaching the defensive line and one season with the linebackers. After his tenure at VPI, Tommy served as defensive coordinator and line coach at N.E. Louisiana in 1974 and 1976, taking a one year break to serve as defensive coordinator of the WFL's Shreveport Steamer in 1975. Tommy joined Ron Meyer's staff at SMU in the spring of 1977 as the Mustangs' defensive line coach, a position he served in for five seasons before assuming the same capacity with the Patriots.

Born December 30, 1940 in El Dorado, Arkansas, Tommy and his wife, LaNelle, are the parents of two daughters, Melodie and Christy.



CLEVE BRYANT **Offensive Backs**


During Cleve's two-year tenure as offensive backs coach, the Patriots have rushed for more yards (3,952) than any other NFL team. In his first year with the Patriots, the team finished second in the NFL in rushing, and last year, the Patriots led the league in team rushing average with a 4.8 yard a carry mark. Cleve is also instrumental in the development of Tony Collins who made his first pro bowl appearance last year while becoming only the third player in club history to rush for over 1,000 yards in a season.

An outstanding athlete at Glenwood H.S. in Canton, Ohio, Cleve went on to direct Ohio University to back-to-back Mid-American Conference Championships in 1967 and 1968. For his efforts on the collegiate gridiron, Cleve was tabbed as the MAC's Offensive Player-of-the-Year in 1968 and became the youngest player ever inducted into the Ohio University Hall of Fame when he was bestowed that honor in 1975. For his efforts on the gridiron, Cleve was chosen by the Denver Broncos in the 11th round of the 1970 NFL Draft.

Following graduation, Cleve spent five years with a financial planning firm before returning to football as quarterbacks and receivers coach on

Dick Crum's staff at Miami of Ohio in 1977. When Crum became head coach at North Carolina, Cleve joined him there as quarterbacks coach. With the Tar Heels, Cleve helped engineer one of the most respected and innovative college offensive attacks in the country. Before Cleve joined the UNC staff, a Tar Heel quarterback had never led the ACC in passing, but he guided both Matt Kupec (1979) and Rod Elkins (1980) to the top of the ACC passing charts in back-to-back years.

Born on March 27, 1947 in Marianna, Florida, Cleve and his wife, Jean, are the parents of two sons, Rodney and Kyle.



LEBARON CARUTHERS **Strength and Conditioning**


Ron Meyer places strength and conditioning among the top ingredients for building a winning team. Noting the success his SMU teams had because of LeBaron's efforts, Meyer brought along the dedicated Caruthers to develop the Patriots strength and conditioning program. LeBaron oversees a total strength and conditioning program that includes an individualized format for each player. He continually strives to apply the latest techniques in his teaching and joined a group of strength instructors on a trip to Russia in 1983 to learn Russian strength and conditioning techniques.

The Texas State Superheavyweight Division Olympic Lifting Champion in 1980 and 1981, LeBaron has a wealth of knowledge and experience in strength and conditioning techniques. He played offensive tackle at East Carolina in 1972, but transferred the following year to North Carolina State to concentrate on shotputting, discus throwing and weightlifting. While at N.C. State, he was a two-time All-America shotputter and had a personal best toss of 64'3".

Following graduation, he served as an assistant track coach at Auburn from 1978 to March, 1980. In that capacity, he was also responsible for the weightlifting programs of both the mens' and womens' track teams. LeBaron then left Auburn to become Strength Coach for the entire SMU Athletic Department and played a vital role improving the overall physical strength and condition of the Mustang football squad.

As a weightlifter, LeBaron has recorded personal best lifts of 640 lbs. in the squat, 690 lbs. in the deadlift, 415 lbs. in the clean and jerk, 420 lbs. in the bench press and 320 lbs. in the snatch.

Born on April 24, 1954 in Nashville, Tennessee, LeBaron married the former Kim Ann Byrne in April, 1984.



STEVE ENDICOTT **Receivers**


The offensive coordinator and quarterbacks coach under Ron Meyer at SMU for three seasons, Steve joined Meyer as receivers coach when he took over the Patriots' head coaching job. In his first year with the club, the Patriots compiled the best yards gained per completion average (15.27 yards) in the NFL for the second straight year. Last year, he handled a group of five receivers that included three rookies—Darryal Wilson, Stephen Starring and Clarence Weathers—and one second year player, Cedric Jones. Stanley Morgan, the only seasoned receiver, set a club mark for most receptions in a season (58) and became the Patriots' all-time career reception yardage leader.

A three-year starter at quarterback for Oregon State, Steve ranks second to Terry Baker on the school record books for total offense in a season, passing yardage and TD passes. After his playing career, he stayed at OSU as a graduate assistant coach for the 1972 season before

assuming the same position at Miami (FL) in 1973. In 1974, he was freshman coach for the Hurricanes and became the varsity quarterbacks and receivers coach the next year.

In 1976, Steve left Miami to join Meyer's new staff at SMU as receivers coach. When Larry Keenan left as SMU's offensive coordinator in 1978, Steve assumed that role in addition to handling the quarterbacks. In 1977, he served as a guest coach for Winnipeg of the CFL and the following year was a guest coach for the Toronto Argonauts, also of the CFL. In both cases, he worked with the receivers.

Born January 27, 1950 in Grants Pass, Oregon, Steve is single.



LEW ERBER **Offensive Coordinator and** **Quarterbacks**

With 26 seasons of coaching under his belt, including ten in the NFL, Lew will serve as offensive coordinator and handle the quarterbacks for the third season. In Lew's first year with the Patriots, the club finished second in the NFL in rushing and topped the league for the second straight year with the best yards per completion average (15.27). The Patriots also had the NFL's top TD passing percentage (6.4%) and one of the lowest interception rates (4.8%). In 1983, Lew helped QB Steve Grogan get off to the best start of his career and the team averaged 21.5 points per game until Grogan was lost for the season with a leg fracture in the 11th week. Over the two campaigns that Lew has been offensive coordinator, the Patriots have rushed for more yards (3,952) than any other NFL team.

Lew joined the Patriots' staff after spending the previous six seasons with the Oakland Raiders. While with the AFC West club, he handled the Raiders' running backs from 1976-78 under Head Coach John Madden and spent the next three seasons as receivers coach under Head Coach Tom Flores. During his tenure at Oakland, Lew helped coach the Raiders to victories in Super Bowl XI (1977) and Super Bowl XV (1982) and tutored five Pro Bowl players — QB Ken Stabler, RB Mark van Eeghen, TE Dave Casper and WRs Raymond Chester and Cliff Branch.

Prior to joining the Raiders, Lew gained his first NFL coaching experience across the bay as receivers and kicking game coach of the San Francisco 49ers in 1974 and 1975. During that time, he coached all-pro WR Gene Washington.

Lew played his college ball as a single wing tailback and defensive back at Montclair (NJ) State and was inducted into the school's hall of fame in 1979. Following graduation, Lew served in the U.S. Marine Corps, attaining the rank of Captain and playing football at both the Quantico and Camp Pendleton Marine bases. Before moving to the pro ranks, he made collegiate coaching stops at Iowa State (1967-68), California Western (1969-72), San Diego (1973) and California (1974).

Born on May 27, 1934 in Clifton, NJ, Lew and his wife, Pat, are the parents of three daughters and two sons.



BILL MUIR **Offensive Line**

The first coach named to Ron Meyer's staff upon his arrival as head coach in 1982, Bill has been in charge of the Patriots massive offensive line. While the line is anchored by perennial all-pro OG John Hannah and outstanding veteran OC Pete Brock, Bill has worked with a young group of players to help mold one of the league's top offensive lines. In only his third pro season, LT Brian Holloway was selected for the Pro Bowl, while two-year veteran Ron Wooten has been impressive in starting all but two games at right


guard. With the trade of Shelby Jordan to the Raiders, Bill worked closely with Bob Cryder who took over the starting right tackle duties. Despite the lack of experience at three of the five starting positions, the Patriots' offensive line has paved the way for the NFL's best team rushing total, 3,952 yards, over the last two years.

A tackle at Susquehanna (PA) College, he graduated in 1965 and spent the following fall as line coach at his alma mater. He then spent the next two years as offensive line coach and head track coach at Delaware Valley (PA) College before becoming the line coach of the Orlando Panthers of the Continental Football League for two seasons (1968-69).

Bill left the Panthers to rejoin the collegiate coaching ranks as defensive coordinator and recruiting coordinator at Rhode Island from 1970-71. From there, he moved to Idaho State to assume similar responsibilities with the Bengals for the 1972 and 1973 campaigns.

In 1974 and 1975, Bill was the offensive coordinator and offensive line coach for the Houston — Shreveport franchise of the WFL, serving on the same staff as Patriot defensive line coach Tommy Brasher in 1975. Following his two year stint in the WFL, Bill joined Ron Meyer's staff at SMU as offensive line coach for the 1976 and 1977 seasons before joining the Tampa Bay Buccaneers. With the Bucs, Bill spent 1978 as a college scout and the 1979-81 seasons as the club's pro personnel director.

Born October 26, 1942 in Pittsburgh, PA, Bill and his wife, Barbara, are the parents of a daughter, Keelan, and son, Brady.



ROD RUST **Defensive Coordinator**


The defensive coordinator for the Kansas City Chiefs from 1978-81, Rod became the newest member of the Patriots' coaching staff when he joined the club in February, 1983 to replace Jim Mora who became head coach of the Philadelphia Stars. In his final season with the Chiefs, he was the architect of the AFC's top rushing defense and he carried over his skills to make an immediate impact on the Patriots' defense. Despite the fact that the Patriots starting 11 on defense included three rookies and four second year starters, the Patriots allowed the third fewest points (289) in the NFL. The defense also registered two shutouts and made an impressive total of five goal-line stands during the 1983 season.

A native of Webster, Iowa, Rod played center and linebacker at Iowa State and spent a two-year tour of duty with the U.S. Army in the Far East. Following his military hitch, he began his coaching career. He made his first coaching stop on the collegiate level as an assistant at New Mexico from 1960-62. He then moved west to Stanford University, where he served as defensive coordinator under John Ralston through the 1966 season.

In 1967, Rod was appointed head coach at North Texas State. During his six years there, he developed several outstanding defensive linemen, including all-pros Joe Greene and Cedric Hardman.

Following his duty at North Texas State, Rod joined long-time acquaintance Marv Levy, who was head coach of the CFL's Montreal Alouettes. He spent three seasons (1973-75) as defensive coordinator of the Als before joining the NFL coaching ranks as linebackers and front seven coach of the Philadelphia Eagles for the 1976-77 seasons. When Levy became head coach of the Chiefs in 1978, his first staff appointee was Rod.

Rod and his wife, Jean, are the parents of two sons, Jeff and Greg, and two daughters, Kris and Amy.




DANTE SCARNECCHIA
(Pronounced Scar neck ya)
Tight Ends and
Special Teams

After spending two years as offensive line coach on Ron Meyer's SMU staff, Dante joined the Patriots staff in 1982 to handle the tight ends and all aspects of special teams play. In Dante's first year, the Patriots' special teams play skyrocketed from deadlast in the league to second in the overall ratings. Dante has also been an important contributor to the development of punter Rich Camarillo, a free agent signee in 1981 who was named to the Pro Bowl last season. In addition to handling the special teams, Dante also instructs the Patriots tight ends. In 1983, he helped Derrick Ramsey adjust to the Patriots' offensive scheme after he was acquired in a trade from the Raiders during the second week of the season. Ramsey finished the year as the team's third leading receiver and had a team high six TD receptions.

A standout guard at California Western University, he graduated in 1970 and spent the next three seasons (1970-72) as offensive line coach at his alma mater. In 1973, he started a two year stint on the staff at Iowa State and then joined Dave Smith's SMU staff in 1975. When Ron Meyer was named head coach at SMU in 1976, Dante remained on his staff for one season before becoming offensive line coach and recruiting coordinator for two seasons (1977-78) at the University of the Pacific. After serving in the same position at Northern Arizona in 1979, Dante returned to the SMU staff as offensive line coach in 1980.

While at Cal Western, Dante played on a squad that included Patriots' Offensive Coordinator Lew Erber as a member of the coaching staff. In addition to his bachelor's degree earned at Cal Western, Dante also received a master's degree from U.S. International in 1973.

Born on February 15, 1948 in Los Angeles, Dante and his wife, Susan, are the parents of a son, Steve, and a daughter, Lisa.




STEVE SIDWELL
Linebackers

Having worked on three different Ron Meyer staffs over the past 11 seasons, "Sid" begins his third campaign of coaching the impressive Patriots' linebacking corps. Last year, with veteran defensive leader Steve Nelson out for eight games with a thumb fracture, Sid coached a starting linebacker group that included three second year starters—Clayton Weishuhn, Don Blackmon and Andre Tippett—and one rookie, Johnny Rembert. Weishuhn led the team in tackles (229) while Tippett was the Patriots' leader in sacks with 8½ drops. The Patriots' linebackers also played a big role in the Patriots allowing only 289 points, the third fewest in the NFL, and making five goal-line stands.

An All-Big 8 linebacker and center at Colorado in 1965, Sid played in both the Hula Bowl and Blue-Gray Game while also being tabbed as an Academic All-America pick. After graduation, he stayed on at Colorado to spend the 1967 and 1968 campaigns as a graduate assistant coach and then became a full-time member of Eddie Crowder's staff from 1968-73. In four of his five seasons as a full-time coach there, Colorado made postseason bowl appearances and the Buffs were ranked third nationally in 1971.

In 1974, Sid left Colorado to become defensive coordinator and linebacker coach under Meyer at UNLV and later moved to SMU with Meyer in 1976 where he spent the next six seasons in the same capacity.

Born on August 30, 1944 in Winfield, Kansas, Sid and his wife, Katy, are the parents of two sons, Brad and Scott.



STEVE WALTERS **Secondary**


When he joined the Patriots' staff in 1982, Steve became the club's sixth secondary coach in seven seasons and was faced with a realignment of the starting backfield unit. In his first year, he guided Rick Sanford in his new role as starting free safety and Roland James in his return to the starting strong safety spot after an absence of two years. Last year, Sanford finished third in the NFL with seven interceptions, while James tied a club record with three interceptions against Buffalo. At the corner spots, Ray Clayborn made his first and a long overdue appearance in the Pro Bowl, while rookie eighth round choice Ronnie Lippett started every game in place of the traded Mike Haynes and led the team with 26 pass deflections.

A two-year letter winner as a defensive back, Steve played at Arkansas in 1969-70. He then began his coaching career as an assistant freshman coach at Virginia Tech (VPI) from 1971-72 and then moved to the University of Tampa where he spent the 1973 season as coach of the receivers. In 1974 and 1975, Steve was the secondary coach at N.E. Louisiana. In both of his stops at VPI and N.E. Louisiana, Steve worked on the same staff as Patriots' Defensive Line Coach Tommy Brasher.

Steve left N.E. Louisiana to become the receivers and quarterbacks coach at Morehead State in 1976 and then spent the 1977 and 1978 seasons as the offensive coordinator and recruiting coordinator at Tulsa. Prior to joining the SMU staff in 1980, Steve spent the 1979 season as quarterback coach at Memphis State.

In addition to the B.S.E. degree he holds from Arkansas, Steve also earned a masters degree in physical education from Morehead State in 1976.

Born June 16, 1948, in Jonesboro, Arkansas, Steve and his wife, Susan, are the parents of a son, Kirk, and a daughter, Kasey.



Cornerback Ray Clayborn made his first Pro Bowl appearance in 1984.

HEAD COACHES RECORDS


Coach	Seasons	Years	W-L-T Record	Pct.
LOU SABAN	1½	1960-61	7-12-0	.368
MIKE HOLOVAK	7½	1961-68	53-47-9	.528
CLIVE RUSH	1½	1969-70	5-16-0	.238
JOHN MAZUR	2	1970-72	9-21-0	.300
PHIL BENGTON	½	1972	1-4-0	.200
CHUCK FAIRBANKS	6	1973-78*	46-41-0	.529
RON ERHARDT	3	1979-81	21-27-0	.438
RON MEYER	2	1982-83	13-12-0	.520

*Fairbanks was under suspension for 12-18-78 game against Miami, won by Dolphins 23-3. Erhardt & Bullough served as acting co-head coaches and this loss is not included in Fairbanks' record.

ALL-TIME COACHES ROSTER

Name	Position	Total Years	Years of Service
Beatty, Bruce	Offensive Line	4	1969-1972
Bengtson, Phil	Head Coach (Int.)	½	1972
Berry, Raymond	Receivers	4	1978-1981
Brasher, Tommy	Linebackers	2	1982-1983
Bruney, Fred	Defensive Backfield	2	1962-1963
Bryant, Cleve	Offensive Backfield	2	1982-1983
Bullough, Hank	Defensive Line	7	1973-1979
Campbell, Marion	Defensive Line	2	1962-1963
Cappelletti, Gino	Special Teams	3	1979-1981
Caruthers, LeBaron	Strength/Conditioning	2	1982-1983
Collier, Joel D.	Defensive Backfield	2	1960-1961
Dotsch, Rolli	Outside Linebackers	2	1975-1976
Elias, Bill	Defensive Backfield	2	1969-1979
Endicott, Steve	Receivers	2	1982-1983
Erber, Lew	QBs/Off. Coord.	2	1982-1983
Erhardt, Ron	Offensive Backfield	6	1973-1978
	Head Coach	3	1979-1981
Evans, Dick	Defensive Line	2	1971-1972
Fairbanks, Chuck	Head Coach	6	1973-1978
Fletcher, Tom	Defensive Backfield	2	1971-1972
Gibson, Claude	Defensive Backfield	1	1968
Grier, Bobby	Offensive Backfield	1	1981
Holovak, Mike	Offensive Backfield	1½	1960-1961
	Head Coach	7½	1961-1968
Kinard, Billy	Defensive Backfield	2	1979-1980
Lantz, Rick	Linebackers	1	1981
Loudd, Rommie	Linebackers	1	1966
McLaughlin, Leon	Offensive Line	1	1977
Mazur, John	Offensive Backfield	1½	1969-1970
	Head Coach	2	1970-1972
Meyer, John	Linebackers	4	1969-1972
Miller, Burnie	Special Teams	1	1972
Miller, Red	Offensive Line	6	1960-61, 73-76
Mora, Jim	Defensive Coordinator	1	1982
Muir, Bill	Offensive Line	2	1982-1983
Nelsen, Bill	Quarterbacks	2	1973-1974
Parcells, Bill	Linebackers	1	1980
Parilli, Babe	Quarterbacks	1	1981
Perkins, Ray	Receivers	4	1974-1977
Polonchek, John	Quarterbacks	6	1975-1980
Richardson, Jesse	Defensive Line	5	1965-1969
Ringo, Jim	Offensive Line	4	1978-1981
Roach, Dick	Defensive Backs	1	1981
Rush, Clive	Head Coach	1½	1969-1970
Rust, Rod	Defensive Coordinator	1	1983
Rutigliano, Sam	Off. Backs-Receivers	3	1971-1973
Saban, Lou	Head Coach	1½	1960-1961
Scarnecchia, Dante	Special Teams/TEs	2	1982-1983
Shurmur, Fritz	Defensive Line	4	1978-1981
Sidwell, Steve	Linebackers	2	1982-1983
Smith, Jerry	Defensive Line	2	1960-1961
Spinney, Art	Offensive Line	7	1962-1968
Stoltz, Jerry	Receivers	4	1969-1972
Sumner, Charlie	Linebackers,		
	Defensive Backs	6	1973-1978
Taseff, Carl	Defensive Backfield	1	1964
Valek, Jim	Special Teams	3	1973-1975
Walker, Dick	Defensive Backs	1	1977
Walters, Steve	Defensive Backs	2	1982-1983
Weaver, Larry	Defensive Backfield	4	1973-1976
Weber, Chuck	Def. Line/Backfield	4	1964-1967
Yewcic, Tom	Offensive Backfield	4	1967-68, 79-80
	Special Teams	3	1976-1978

STAFF PERSONNEL



DICK STEINBERG
Director of Player Development


Regarded as one of the NFL's top talent hunters, Dick rejoined the Patriots' organization when he was named Director of Player Development on February 9, 1981. In his capacity, he is responsible for directing the Patriots' overall scouting operation and use of the Patriots' computer system in the accumulation and management of scouting data.

Steinberg rejoined the Patriots after departing his position as a scout to become Director of College Scouting for the Los Angeles Rams in June, 1976. He remained in that post until being promoted to the position of Director of Player Personnel, a post he held until June, 1980.

After his four year stay with the Rams, Steinberg joined then General Manager Steve Rosenbloom as Vice President of Player Personnel with the New Orleans Saints. Steinberg later resigned that post on January 20, 1981 before rejoining the Patriots.

A native of Philadelphia, Steinberg played football and majored in Physical Education and Health at Temple University. In addition to serving a two-year tour of duty with the U.S. Army in France, Steinberg served as a high school coach at Philadelphia's Roman Catholic High (1960-61) and at Staunton (VA) Military Academy (1961-64). He then entered the collegiate coaching ranks as an assistant at Vanderbilt (1964-1967) and Kansas State (1967-69).

Following a brief stint as a scout with the Dallas Cowboys in 1969, Steinberg spent three seasons as an assistant coach at Southern Mississippi (1970-72) before joining the Patriots as a personnel scout under then Director of Player Personnel Bucko Kilroy. Steinberg served with the Patriots from 1972 to 1976 before departing for the Rams.



BILL MCPEAK
Director of Pro Scouting

Keeping track of pro football talent for the Patriots' organization is one of the NFL's most knowledgeable football men, Bill McPeak.

A star at the University of Pittsburgh, McPeak played for the Pittsburgh Steelers as a defensive end from 1949-57. During that span, McPeak played in the 1953, 1954 and 1957 Pro Bowls. To date, McPeak still shares the NFL record for career safeties with three.

During the final two years of his tenure at Pittsburgh, McPeak began his 16-year NFL coaching career. In 1959, he joined the Washington Redskins, staying with the 'Skins until 1965. Of his seven seasons with that club, the final five were as head coach. Included on his staff at Washington was player personnel director Bucko Kilroy, now the Patriots' Vice President.

McPeak joined the Detroit Lions in 1967 as offensive coordinator, a post he held until he went to the Miami Dolphins in 1973.

While with the Dolphins as an offensive coach, the Dolphins won Super Bowl VIII, their second consecutive Super Bowl win and third straight Super Bowl appearance.


After suffering a serious illness during the 1974 offseason, McPeak remained out of the NFL on a full-time basis until being named to his present position on July 23, 1979.

When first named as general manager on April 6, 1979, Bucko Kilroy stated that one of his top priorities was to hire a pro scout, and he was elated to have the qualified McPeak join the Patriots' organization. Since that time, McPeak has been responsible for scouting present and prospective professional football talent both on film and in game situations.

STAFF PERSONNEL



LOU ASSAD
Dir., Security




GEORGE BALDWIN
Offensive Coaching Asst.




GEORGE BLACKBURN
Scout



DEBBIE BLOOM
Pro Scouting



DON BROCHER
Asst. Equip. Mgr.




KEN DEININGER
Film Manager




PATTY DEL GROSSO
College Scouting




KRIS ERICKSON
PR Assistant



JIM ERNIDGE
Dir., Publicity




BOBBY GRIER
Scout



TOM HOFFMAN
Dir., PR and Sales




HELEN IGO
College Scouting



RICH KANE
Data Processing Asst.



KATHERINE KENNEDY
Admin. Asst., GM



BILL LENKAITIS, D.D.S.
Team Dentist


STAFF PERSONNEL



MARIE LOWRE
Business Office



GEORGE LUONGO
Equip. Mgr.



PHIL LYNCH
Business Mgr.



FRAN MAYNARD
Receptionist



PATTI MECHLINSKI
GM/Ticket Office



NANCY MEIER
Admin.. Play. Pers.




JOE MENDES
Dir. College Scouting



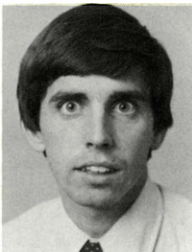
EDIE MYERS
Stadium Operations




PEG MYERS
Systems Analyst



RAY MYERS
Stadium Operations



FRANK NAPOLI
Asst. Ticket Mgr.



ROB NOLLER
Systems Specialist



DIANNE NOONAN
Ticket Office/PR



SCOTT OLKKOLA
Film Assistant



RON O'NEIL
Head Trainer


STAFF PERSONNEL



SUSAN OUELLETTE
Cheerleaders Dir.



STEVE POREDA
Data Process. Mgr.



JIM PLUEMER
Assist. Trainer



JUDY QUIMBY
Admin. Asst., GM



BARBARA RUHL
President's Office




BEV SCOLLINS
Coaches' Office




KEN STERNFELD
Box Office Manager




DARRYL STINGLEY
Exec. Dir., Play. Pers.




BOB TEAHAN
Scout




PETER THOMPSON
Dir., Ticket Sales



DAVE WINTERGRASS
Dir., Promotions



BERTRAM ZARINS, M.D.
Team Physician




JOE ZIOBRO
Data Processing Asst.




STADIUM MANAGEMENT CORPORATION


Chairman, Stadium Management Corporation	Charles W. "Chuck" Sullivan
President, Stadium Management Corporation	Miceal Chamberlain
Director, Diamond Vision Operations	Dave Kelly
Director, Food and Beverage	John Brandi
Concessions Manager	Beth Colella
Concessions Assistant	Paul Lyons
Secretary, SMC	Julie Kuconis
Secretary, Stadium Operations	Linda Vigilante
Stadium Operations	Kevin Cave Vin Bravo Jerry Leahy Tom McNamara




Chuck Sullivan
Chairman, SMC



Miceal Chamberlain
President, SMC



John Brandi
Dir., Food and Bev.



Vin Bravo
Stadium Operations



Kevin Cave
Stadium Operations




Beth Colella
Manager, Concessions



Dave Kelly
Dir., Diamond Vision



Julie Kuconis
SMC



Jerry Leahy
Stadium Operations



Tom McNamara
Stadium Operations



Linda Vigilante
SMC

PATRIOTS VETERANS



JULIUS ADAMS 85

DE 6-3 265
 TEXAS SOUTHERN 14th year
 DOB: 4-26-48 at Macon, GA
 HOW ACQUIRED: D-2, 1971
 PRO BOWL: 1981

PRO: One of the NFL's most consistent and respected performers, Julius is also the league's oldest active defensive lineman...against Cleveland (11-20-83), he set the club record for most games played by appearing in his 160th game...he will enter the 1984 season with a club record 164 games to his credit and will also be playing in his club record 14th season...having started all 16 games in 1983, Julius extended his consecutive game starting streak to 57 which dates back to the 1980 season opener...he has now started every possible game in eight of his 13 pro seasons...Julius was the top tackler among Patriots' defensive linemen last year with a total of 83 tackles...he also finished second on the team in QB sacks with eight and third with seven QB pressures...Julius will enter the 1984 season with 71½ sacks to his credit...in 1982, he finished second among Patriots' defensive linemen on the tackle chart with 45...he also made one of the biggest plays of his career that season when he blocked a Ewe von Schamann FG attempt in the Patriots 3-0 win over Miami (12-12-82)...in '81, he was eighth on the team in tackles with 54 stops and 30 assists...his outstanding play and leadership has enabled him to win the Jim Lee Hunt Memorial Award, given to the outstanding Patriot lineman, in both 1980 and 1982...in 1980, he made his first and only Pro Bowl appearance...he earned that honor with 52 tackles and seven assists (eighth on the team)...led the team on the sack chart with nine for 65 yds...finished second on the team in 1980 with 13 QB pressures...after missing all but the season opener of the '78 season with a shoulder injury, he returned in '79 to play all 16 games, his six QB sacks played a vital part in the Patriots' NFL leading total of 57 QB sacks...''The Jewel'' also accounted for 49 tackles, 13 QB pressures and a fumble recovery in '79 while making seven starts...while starting all 14 games in '77, Julius had 9½ sacks, including 4½ against the Falcons (12-4-77) in front of his hometown fans...he also had 43 tackles on the year while leading the defensive line in total plays (841)...Julius was the top tackler (47½) among the defensive linemen in '76 and also had six sacks and 12 QB pressures...during his Patriots career, he has played three positions—DE, DT and LB for the club...was Patriots' leading sacker (7½) in '74 and was named as one of the NFL's top defensive linemen by Pro QB Magazine...missed five games the following year (1975) with a foot injury, but returned to spearhead the defense in '76...chosen to the UPI all-rookie team in 1971.

COLLEGE: Four-year starter at Texas Southern where he was twice tabbed all conference.

PERSONAL: Married (Pat)...father of three sons, Julius III (13), Chris (9), and Keith (5), as well as a daughter Simone (6)...likes to hunt...operates a farm in his hometown Macon, GA area.

GAMES PLAYED/STARTED: 1971-14/11, 1972-11/10, 1973-14/14, 1974-14/14, 1975-9/8, 1976-14/14, 1977-14/14, 1978-1/1, 1979-16/7, 1980-16/16, 1981-16/16, 1982-9/9, 1983-16/16, Total: 164/150. Entering the 1984 season Adams has 57 consecutive starts.

DEFENSIVE STATISTICS

Year	G	Tackles			QB Press.	Fum. Rec.	Pass Def.
		Solo	Assists	Sacks			
1971	14	44	31	4	NA	1	5
1972	11	55	24	3	NA	1	—
1973	14	75	22	8	NA	1	—
1974	14	62	18	7½	NA	—	—
1975	9	26	14	5	NA	—	—
1976	14	47	23	6	12	—	1
1977	14	43	20	9½	NA	—	—
1978	1	1	1	—	—	—	—
1979	16	49	6	6	13	1	—
1980	16	52	7	9	13	—	1
1981	16	54	30	3	5	—	—
1982	9	11	34	2½	8	1	1
1983	16	33	50	8	7	1	2
Totals	164	552	280	71½	58	6	10

OTHER STATS: Blocked a PAT attempt vs. Buffalo 11-3-74. Blocked a FG attempt vs. Miami 12-12-82.



DON BLACKMON 55

OLB 6-3 235

TULSA 4th year

DOB: 3-14-58 at Pompano Beach, FL

HOW ACQUIRED: D-4, 1981

PRO: In only his third pro season, Don turned in another productive effort as the starting right OLB...as a two-year starter, he missed only one game after suffering a neck injury in the season opener against Baltimore (9-4)...in 14 starts, he led the team with ten QB pressures and added 3½ QB sacks...with great athletic ability and speed for his size, Don is an elusive outside blitzzer who also finished fifth on the team tackle chart with 99 total stops...Don recorded his third pro interception by stealing and returning a Vince Ferragamo pass 39 yards against the Rams on 12-11 to set up a TD...he had his most active day of the '83 season when he turned in ten initial hits, three assists and 1½ sacks in a 28-23 win at Pittsburgh (9-25)...the Patriots' third leading tackler in 1982 with 30 tackles and 47 assists, he also tied with DE Ken Sims as the leading sacker with 4½ drops...against Miami (12-12-82), Don made a game saving interception of a David Woodley pass at the Patriots ten with 30 seconds to play to preserve a critical 3-0 win over the Dolphins...also had a big day in the season finale 30-19 win over Buffalo (1-2-83) that earned the Patriots a playoff spot...against the Bills, he registered nine tackles, four QB pressures and one sack...as a rookie, he made the squad with his brilliant special teams play and saw action in all 16 games...Don also saw spot duty at the OLB post, collecting 25 tackles, one QB pressure, one pass deflection and one caused fumble.

COLLEGE: A three-time All-Missouri Valley Conference selection who was the conference Defensive Player-of-the-Year in '80...during his career, Blackmon was a three-year starter who recorded 40 tackles for minus yardage (239 total yds.) as a senior, anchored Tulsa defense with 15 tackles effort that led to Tulsa's first shutout victory since 1967, a 3-0 win over Kansas State...during the same year had 18 tackles, including three for losses in 28-27 win over Texas State.

PERSONAL: Married (Jacqueline)...one daughter, Candice (2)...resides in Ft. Lauderdale area...plans to complete degree in Advertising and Public Relations.

GAMES PLAYED/STARTED: 1981-16/0, 1982-9/9, 1983-15/14, Total: 40/23.


DEFENSIVE STATISTICS

Year	G	Tackles			QB Press.	Fum. Rec.	Pass Def.
		Solo	Assists	Sacks			
1981	16	17	8	—	1	—	1
1982	9	30	47	4½	9	2*	2
1983	15	44	55	3½	10	—	3
Totals	40	91	110	8	20	2	6

*One for + 47 yds. vs. Houston 11-28-82.

INTERCEPTIONS

Year	G	No.	Yds.	Avg.	LG	TD
1981	16	—	—	—	—	—
1982	9	2	7	3.5	7	0
1983	15	1	39	39.0	39	0
Totals	40	3	46	15.3	39	0



PETE BROCK 58

OC 6-5 270

COLORADO 9th year

DOB: 7-14-54 at Portland, OR

HOW ACQUIRED: D-1b, 1976

PRO: Regarded as one of the NFL's top centers, Pete is a key factor in the Patriots' great ground game...the 1983 recipient of the Jim Lee Hunt Memorial Award, presented to the team's outstanding lineman, Pete started in 13 games last season...in the 11th game of the season, a 17-6 win over Miami (11-13-83), Pete suffered a left knee injury on the first play of the game...despite the fact that he had to undergo an arthroscopy after the game, Pete played the balance of the game and led the Patriots to a 224-yard rushing day against the Dolphins...he then missed just two games before returning to start and play a full game in a 7-0 win over his brother Stan and the New Orleans Saints (12-4)...after missing the


next game against the Rams, Pete started the final game of the season at Seattle...a great tribute to Pete's effectiveness on the forward wall was that the Patriots averaged 174.2 yards a game rushing in his 13 starts and only 113.3 in each of the three games that he missed last year...prior to injuring his knee last year, Pete had started 36 consecutive games since assuming the starting center role at 1981...he is only the third regular starting Patriots' center since 1964, having succeeded Bill Lenkaitis (1975-80) and Jon Morris (1964-74)...over the past two seasons, the Patriots have rushed for more yards (3,952) than any other NFL team...in his first year as a starter, the Patriots' team rushing average jumped from 3.8 yards a carry in 1980 to 4.1 yards per rush in 1981...one of the Patriots' most versatile players, Pete played all 16 games of 1980 at center...worked as apex in the line behind Bill Lenkaitis, playing the second and fourth quarters while Lenkaitis played the first and third stanzas...primary backup at center and guard through first ten games of 1979, he started last six games at LT in place of the injured Dwight Wheeler...started at RG in 27-7 win over Chicago (10-7-79) and played three other positions (LT, WB and snapper) in same series of plays...his versatility in filling all positions and shoring up the Patriots' offensive line that was riddled with injuries earned Pete the 1776 Fan Club's Unsung Hero Award for 1979...not only does he snap for FG, PAT and punts, Pete also has played as wingback or third TE in three TE offense...started at LG in place of absent John Hannah for first three games of '77...as a rookie, Pete caught TD pass vs. NY Jets and was dubbed "Deep Threat" by teammates...one of three first round picks by Patriots in 1976 draft...he and Tim Fox were chosen with first round picks acquired from San Francisco in Jim Plunkett trade...second offensive lineman, 12th player selected in 1976 draft.

COLLEGE: Consensus All-America and co-captain at Colorado his senior year...teammate of Patriot TE Don Hasselbeck while playing for Buffs.

PERSONAL: Married (Karen)...father of two daughters, Stephanie (8) and Shannon (4), as well as two sons John (6) and Joshua (3)...began career in research and development with Nike Shoes, now in promotions with same company...brother Will played with Detroit and Kansas City...younger brother Stan was All-America lineman at Colorado and drafted in first round of '80 NFL draft by New Orleans...likes to fly-fish.

GAMES PLAYED/STARTED: 1976-14/0, 1977-14/4, 1978-15/0, 1979-16/7, 1980-16/0, 1981-16/16, 1982-9/9, 1983-13/13, Total: 113/49.

STATS: Fumbles: 1979-2. Fumble Recoveries: 1976-1, 1979-2, 1980-1, 1981-1, 1982-1. Receiving: 1976-one for six yds. (TD) at NY Jets, 11-21.



RICH CAMARILLO 3

P 5-11 191
 WASHINGTON 4th year
 DOB: 11-29-59 at Whittier, CA
 HOW ACQUIRED: FA, 1981
 Right-Footed kicker
 PRO BOWL: 1984

PRO: Ron Meyer says, "Rich Camarillo is flat out the best punter in the league"...originally signed as a free agent in 1981, Rich made his first Pro Bowl appearance following the 1983 season...in only his third year, Rich led the league in net punting average (37.1 yds.) and was second in gross average (44.6 yds.)...he punted four times over 60 yards, including the league's longest of 70 yards in the snow vs. New Orleans (12-4-83)...set club marks for most yards punting in a season (3,615), highest punting average in a season (44.6 yds.) and highest career punting average (43.5 yds.) in 1983...for his efforts he was named to numerous postseason teams...tied for second place in the AFC with Seattle's Jeff West in the punts inside the 20 category with 25...ten of those were downed inside the opponent's ten yardline and three inside the five...his best punt of the year was a 63-yard coffin corner punt that bounced out at the Miami four (11-13-83)...Rich had 18 punts over 50 yards, three of 60-69 yards and one of 70 yards in '83...best day of '83 came when he boomed four punts for a 54.5-yard average vs. the Colts (9-4-83)...the following week vs. Miami he averaged 50.8 yards on four punts...boomed a 76-yard punt vs. NY Jets (9-19-82), which was the longest punt in the AFC and third best in the NFL in '82...Rich was named to the 1982 *Sports Illustrated* All-NFL team and was the 1776 Fan Club Unsung Hero for 1982...in his first season in the NFL, Rich was named to *The Football Digest's* All-Rookie team and had the longest punt of the season in the NFL with a 75-yard boot at Oakland (11-1-81)...three weeks later, he let go a 72-yard punt at Buffalo (11-22-81), the third longest punt of 1981 in the league...in only 34 games, he has been credited with kicking the second, third, fourth and fifth longest punts in

Patriot history...of his 49 punts in 1982, 14 of them travelled over 50 yards apiece...originally signed by the Patriots as a free agent on 5-18-81, Rich attended the Patriots' 1981 training camp and was active for three preseason games...was waived on 8-24-81 as part of the NFL mandated roster reduction to 50 players...was re-signed after seven weeks of the regular season (10-19-81) and became the third punter on the Patriots' roster before the season's mid-way point...is a two step right-footed punter.

COLLEGE: Spent the first two years as a collegian at Cerritos (CA) J.C. where he averaged 40.5 yds. per punt and 42.8 yds. as a soph...transferred to Washington in '79 and punted 51 times for 2,077 yds. and a 40.7 avg. as a junior...his longest punt that year travelled 60 yds...third-ranked punter in PAC-10 that year...as a senior, he averaged 37.9 yds. per punt on 52 punts...longest punt went 57 yds.

PERSONAL: Single...is one of three Patriots nominees for the NFL-Miller Lite Man-of-the-Year Award...is active in numerous New England area charities including the Wrentham State School and the Rhode Island and Massachusetts Special Olympics programs...is a golf enthusiast and lists landscaping and home improvements as his hobbies...his uncle Leo is on the professional rodeo circuit and was named 1977 Cowboy-of-the-Year...longest punt in high school travelled 71 yards.


GAMES PLAYED/STARTED: 1981-9/0, 1982-9/0, 1983-16/0, Total 34/0.

Year	G	No	Yds	PUNTING					Net Avg.
				Gross Avg.	TB	In 20	LG	Blk	
1981	9	47	1959	41.7	9	12	75*	0	33.4
1982	9	49	2140	43.7	5	10	76	0	37.7
1983	16	81	3615#	44.6#	11	25	70	0	37.1*
Totals	34	177	7714	43.6#	25	47	76	0	36.3

*NFL Leader

#Club Record

OTHER STATS: Fumbles: 1981-1. Fumble Recoveries: 1981-1.



RAY CLAYBORN 26

CB 6-0 186

TEXAS 8th year

DOB: 1-2-55 at Forth Worth, TX

HOW ACQUIRED: D-1a, 1977

PRO BOWL: 1984

PRO: Always mentioned as one of the NFL's top corners, Ray finally made his first Pro Bowl appearance after the 1983 season...while he did not have any interceptions, Ray batted down 22 enemy passes, second on the team only to Ronnie Lipsett's 26...he also chipped in 56 tackles and 19 assists...Ray will enter the 1984 season with 89 consecutive starts, tops among active Patriots...he has not missed a start in the past six seasons...he had his most productive day of the '83 campaign at Atlanta (10-30), by making ten tackles and five assists...in two of the Patriots' wins, he turned in four pass deflections against both Miami and the NY Jets...over a four-year span from 1979-82, he was the Patriots leading pass deflector each season (15 in '79, 9 in '80, 6 in '81 and 11 in '82)...his 15 pass deflections in '79 amounted to one-third of the team total of 45 that year...Ray recorded both of his interceptions of 1981 against Miami (11-8), one which he returned 39 yards...in 1980, he broke Mike Haynes' four-year reign as team interception leader with five steals...four of the interceptions set up two TDs and two FGs...his two interceptions against Miami that year (10-12-80) led to ten points in a 34-0 Patriot win...having become a full time corner, Ray's role as the Patriots' primary kickoff returner was taken over by rookie Allan Clark in 1979, but he filled in for the injured Clark vs. Baltimore (10-28-79) to return two kickoffs for 33 yards...in his sophomore season (1978), he earned the starting role at corner for all 16 games and was 10th among AFC kickoff returners (27 for 636 yards, 23.6 yard avg.)...as the 16th player taken in the '77 NFL draft (choice from San Francisco in Jim Plunkett trade), he broke into the NFL in stellar fashion, setting five Patriot kickoff return records as a rookie...his 101-yard KOR vs. Balt. (12-18-77) for a TD was the NFL's longest of the year...he added KOR's of 100 yards (vs. NY Jets, 10-2-77) and 93 yards (vs. Buffalo, 11-6-77) to lead the league in that department for the '77 season...Ray's 869 kickoff return yards was second best in both the AFC and NFL in '77...as a rookie, he was named to PRO FOOTBALL WEEKLY'S all-AFC and all-pro squads as a kickoff returner.

COLLEGE: A two sport standout at Texas, Ray played both football and ran on the track team...while a sophomore RB, he gained 209 yards on 74 carries for the

Longhorns, but switched to the secondary for his final two college seasons...turned in six interceptions and 23 blocked passes in college...as a return specialist at Texas, he returned punts for 477 yards and kickoffs for another 582 yards, including a 95 yarder for a TD vs. Boston College (1974).

PERSONAL: Single...has spent every off season in the Austin, Texas area since graduating with a degree in communications...works as a real estate salesman there...includes horseback riding and jogging as favorite pastimes...college roommates were Earl Campbell (Houston) and Alfred Jackson (Atlanta).

GAMES PLAYED/STARTED: 1977-14/1, 1978-16/16, 1979-16/16, 1980-16/16, 1981-16/16, 1982-9/9, 1983-16/16, Total: 103/90. Entering the 1984 season Clayborn has 89 consecutive starts.


DEFENSIVE STATISTICS

Year	G	Tackles			Sacks	QB Press.	Fum. Rec.	Pass Def.
		Solo	Assists					
1977	14	21	2	1	—	—	4	
1978	16	51	17	—	—	1	12	
1979	16	66	14	1	—	—	15	
1980	16	53	2	—	—	1	9	
1981	16	67	14	—	—	2	6	
1982	9	26	16	—	—	1	11	
1983	16	56	19	—	—	—	22	
Totals	103	340	84	2	—	5	99	

INTERCEPTIONS

Year	G	No.	Yds.	Avg.	LG	TD
1977	14	0	—	—	—	—
1978	16	4	72	18.0	44	0
1979	16	5	56	11.2	27	0
1980	16	5	87	17.4	29	0
1981	16	2	39	19.5	39	0
1982	9	1	26	26.0	26	0
1983	16	0	—	—	—	—
Totals	103	17	280	16.5	44	0

OTHER STATS: Kickoff Returns: 1977-28 for 869 yds. 3 TD, 1978-27 for 636 yds., 1979-two for 33 yds.




BEAU COASH 45

TE 6-3 228
MIDDLEBURY 1st year
DOB: 6-12-60 at New York, NY
HOW ACQUIRED: FA, 1984

PRO: Signed as a free agent by the Patriots on 3-25-84...originally signed by the Patriots on 5-5-82 and attended the Patriots training camp and saw action in two preseason games recording three receptions for 30 yards...was waived on 8-31-82...signed by the Boston Breakers (USFL) for the 1983 season and played in 17 games while recording 25 receptions for 343 yards...he was released by the Breakers on 2-22-84.

COLLEGE: A former Little College All-America selection at wide receiver and holder of Middlebury's single game, season and career pass receiving records.

PERSONAL: Single...graduated from Middlebury with a degree in History...was a prep standout at Rye (NY) High School where he was an All-County selection.



TONY COLLINS 33

RB 5-11 203
EAST CAROLINA 4th year
DOB: 5-27-59 at Sanford, FL
HOW ACQUIRED: D-2, 1981
PRO BOWL: 1984

PRO: When he was drafted in the second round of the 1981 selection meeting, fans and media alike said they had never heard of Tony Collins...now after three seasons, Tony was selected to make the first Pro Bowl appearance of his young

career...Tony has been the Patriots' leading rusher in each of his first three seasons, and has established himself as both an integral and popular member of the Patriots' offense...he spent most of the 1983 season as one of the top five rushers in the AFC and finished the season in the sixth spot with 1,049 yards on 219 carries for a 4.8-yard average while scoring ten TDs...his 1,049 yards were the third most in a season by a Patriots' back and marked only the fourth time (Sam Cunningham in 1977 and Jim Nance in 1966 and 1967) in club history that a back rushed for more than 1,000 yards in a season...in the third week of the season, he also broke the club mark for yards rushing in a game by tearing up the Jets (9-18-83) for 212 yards on 23 carries in a 23-13 win...that effort was the best rushing day in the AFC in '83 and second in the league to only James Wilder's 219 yards vs. Minnesota (11-16)...he also tied a club record for rushing TDs in a game with three scores...the previous club yardage mark of 208 yards was set by Jim Nance in 1966...Tony also ran for 147 yards and one TD on 23 carries in the Patriots' 31-0 win at Buffalo on 10-23-83...as evidence of his effectiveness as a receiver coming out of the backfield, he was the Patriots' second leading receiver with 27 receptions for 257 yards...over the past two seasons, he has started all 25 games...he now holds the club record for highest career rushing average (min. 450 rushes) which is 4.35 yards per carry...he now ranks fifth on the Patriots' all-time rushing list...as a rookie in '81, he set the club's rookie rushing record with 873 yards on 204 carries and led the club in 1982 with 632 yards on 164 carries...during the 1982 season Tony spent most of the season near the top of the NFL rushing ladder, finally finishing the year fifth in the AFC and seventh in the league, only one yard behind Joe Cribbs of Buffalo...he recorded three one-hundred yard outings in '82 including a 161-yard performance on 32 carries (sixth best single game mark in club history) in a 29-21 victory over Houston (11-28)...he also spirited a 24-13 win at Baltimore (9-12) on opening day in '82, when he rushed for 137 yards on 21 carries while breaking loose for a long gain of 54 yards...while he was the Patriots' most productive rusher, he also finished as the team's second leading receiver in '82, grabbing 19 passes for 187 yards and two TDs...as a rookie, he started 11 of the first 12 games...Tony had the top team rushing effort of 1981 and his only 100-yard game when he ran for 103 yards on 22 carries at Washington (10-25)...Tony's combined yardage total (rushing-receiving-returns) of 1,893 yards was bettered in the AFC by only James Brooks of San Diego who had a 2,093 combined total yardage output...in his first pro game, he rushed 15 times for 81 yards, caught three passes for another 48 yards and added 65 more yards on three kickoff returns against Baltimore (9-6)...Tony was the 11th RB and 47th player taken in the 1981 draft.

COLLEGE: A super productive three-year starter for the Pirates, he gained an average of 9.3 yards every time he touched the ball...as a junior he averaged 154.1 all purpose yards per game while leading ECU with 1,130 yards on 154 carries (7.34 avg.)...running from wishbone attack as a junior, he ran for 14 TDs and over 100 yards in five games...an excellent kickoff returner, Tony holds his school's season records for most KORs (37), total KOR yards (990) and longest KO return — 100 yards for a TD vs. both Florida State and N.C. State.

PERSONAL: Married (Samera)...is an active member of the Patriots' Celebrity Bureau and participant in many Massachusetts and Rhode Island Special Olympic programs...is the second youngest in a family of 16 children that includes nine boys and seven girls...worked for father's construction business while growing up in his hometown of Penn Yan in Central New York State.

GAMES PLAYED/STARTED: 1981-16/11, 1982-9/9, 1983-16/16, Total: 41/36.

Year	G	RUSHING					RECEIVING				
		No.	Yds.	Avg.	LG	TD	No.	Yds.	Avg.	LG	TD
1981	16	204	873	4.3	29	7	26	232	9.0	22	0
1982	9	164	632	3.9	54	1	19	187	9.8	33	2
1983	16	219	1049	4.8	50t	10	27	257	9.5	20	0
Totals	41	587	2554	4.4	54	18	72	676	9.4	33	2


Single Game Career Highs

Most Carries—32 vs. Houston 11-28-82
 at Seattle 12-19-82
 Most Yds. Rushing—212 vs. NY Jets
 9-18-83
 Longest Run—54 at Baltimore 9-12-82
 Most TD's Rushing—3 vs. NY Jets 9-18-83
 Most Receptions—4, seven times, most recent
 vs. Cleveland 11-20-83
 Most Yds. Receiving—56 at Baltimore 9-12-82
 Longest Reception—33 at Baltimore 9-12-82

100 Yard Rushing Games

1981—at Washington (10-25) 22-103-1 (13)
 1982—at Baltimore (9-12) 21-137-0 (54)
 vs. Houston (11-28) 32-161-0 (20)
 at Seattle (12-19) 32-103-0 (11)
 1983—vs. NY Jets (9-18) 23-212-0 (39t)
 at Buffalo (10-23) 23-147-1 (50t)
 vs. Buffalo (11-6) 21-100-1 (14)

OTHER STATS: Kickoff Returns: 1981-39 for 773 yds. Punt Returns: 1981-three for 15 yds. Passing: 1981-zero for one. Fumbles: 1981-8, 1982-5, 1983-10. Fumble Recoveries: 1981-2, 1982-2, 1983-2.



SMILEY CRESWELL 92


DE 6-4 260
MICHIGAN STATE 1st year
DOB: 12-11-59 at Everett, WA
HOW ACQUIRED: D-5a, 1983

PRO: Smiley enjoyed a successful rookie training camp before a left thumb injury sustained in the Patriots third preseason game sidelined him for the season...he saw action in the first three preseason games recording two tackles before being placed on injured reserve on 8-23-83 for the remainder of the season...the first of two Patriots' fifth round draft choices in 1983, Creswell was selected with a fifth round pick acquired in the trade of LB Rod Shoate to Chicago in 1982.

COLLEGE: Strong, fast, big play artist who made a successful transition from DE to DT as a senior in Spartans' new 5-2 alignment...solid pass rusher and intense competitor who was the third leading tackler on the club as a senior with 57 total tackles...recorded 149 total tackles, 21 tackles for 98 yards in losses, recovered seven fumbles and deflected one pass while a three year starter at MSU...played TE for one season at Columbia Basin Junior College in Pasco, WA prior to joining the Spartans...that team had No. 1 Juco ranking in country.

PERSONAL: Single...plans to complete degree in Forestry during pro offseasons...would like to follow in lumberjack footsteps of father following completion of football career...enjoys fishing, hunting and all outdoor activities...was an All-Star player at Monroe (WA) High...given name is Smiley Creswell III.

GAMES PLAYED/STARTED: 1983 — On injured reserve for entire season.



GEORGE CRUMP 91

DE 6-4 260
EAST CAROLINA 3rd year
DOB: 7-22-59 at Portsmouth, VA
HOW ACQUIRED: D-4a, 1982

PRO: The Patriots' coaching staff had high hopes for George in 1983, but a nagging left knee injury sidelined him for all but one preseason game...only action of 1983 was at San Francisco (8-14)...George was active for, but did not play in the Patriots' first two regular season games in '83...he underwent arthroscopic surgery (9-12) and was placed on injured reserve on 9-14-83...an extensive off-season rehabilitation program should enable him to return to be a contributor in '84...George made some big plays during his rookie campaign, as he played in a substitution role at DE and on special teams...he was in on 13 tackles and recorded two QB pressures in '82...also recorded one QB sack for 20 yards and a safety in Patriots' 29-21 victory vs. Houston (11-28-82)...saw plenty of action at Pittsburgh (12-26-82) and in Patriots' playoff game at Miami (1-8-83), as he replaced starter Ken Sims who came out of both games with injuries...recorded three tackles and five assists in Patriots' 28-13 playoff loss at Miami...was the third of three defensive linemen taken by the Patriots in the 1982 draft.

COLLEGE: George and Patriots' RB Tony Collins were teammates for three seasons while at East Carolina...he recorded 119 career tackles and eight sacks, including six as a soph...played both DE and DT for the Pirates, starting at right DT as a junior and senior.

PERSONAL: Married (Jacqueline)...plans to complete degree in Industrial Tech. during pro offseasons...spent past offseason in New England area rehabilitating his knee and participating in the Patriots' Celebrity Bureau...lists fishing, boating and basketball among his favorite pastimes...played basketball, track and football at Indian River High School in Chesapeake.


GAMES PLAYED/STARTED: 1982-9/0, 1983-0/0 (On injured reserve 9-14 through remainder of season).

(Statistics on following page)

DEFENSIVE STATISTICS

Year	G	Tackles			Sacks	QB	Fum.	Pas:
		Solo	Assists	Press.		Rec.	Def.	
1982	9	4	9	1★	2	—	—	
1983	0	Injured Reserve						
Totals	9	4	9	1	2	—	—	

★ Recorded one safety (sack) for — 20 yds. vs. Houston 11-28-82.

**BOB CRYDER 75**

OT 6-4 282

ALABAMA 7th year

DOB: 9-7-56 at East St. Louis, IL

HOW ACQUIRED: D-1, 1978

PRO: At the start of the 1983 season, Bob was slated to be the starting left guard, but the absence and subsequent trade of Shelby Jordan to the Raiders required his switch to right tackle...although he had never played tackle before, Bob started 14 games there...he missed only two starts after suffering a severe thigh contusion while scooping up a fumble in the Patriots' 31-0 at Buffalo (10-23)...with Bob at tackle, the Patriots racked up the NFL's top team rushing average (4.84 per carry) in '83...after starting the first two games of the '82 season at left guard, Bob saw limited action for the remaining seven games because of a knee injury that required a post-season arthroscopy...he won the starting spot at left guard at the beginning of the '81 campaign...started two games at right guard in place of Sam Adams in both 1979 and 1980 before winning the starting post there prior to the start of the '81 campaign...along with fellow linemates and first round draft picks, OC Pete Brock (76) and OG John Hannah (73), Bob helped form a kickoff return wedge that helped spring former Patriot Horace Ivory on many of his long returns that made him the NFL's top kickoff returner in 1980...Bob's sophomore campaign (1979) was much more successful than his rookie year in that he was active for all 16 games...as a promising rookie, he was placed on injured reserve after five games following surgery for a chronic wrist injury...he rebounded to add great depth to the offensive line and started the final two games (vs. NY Jets and Minn.) at RG after Sam Adams injured an ankle...as Patriots' top choice in 1978 draft, he was the 18th overall selection.

COLLEGE: Followed in the footsteps of former Patriot linemate, John Hannah at Alabama...while a strong side guard in the Tide's wishbone, he showed his versatility by playing tackle in the Senior Bowl...won Jacobs Award as a senior for being top blocker in SEC...timed at 5.1 in 40 and at 2.8 in the 20.

PERSONAL: Single...has moved to New England on a year-round basis and is an active member of the Patriots' Celebrity Bureau...Bob owns a restaurant "Marilyn's Pie Pantry" in his hometown of O'Fallon, IL (St. Louis suburb)...enjoys fishing.

GAMES PLAYED/STARTED: 1978-5/0, (On injured reserve 10-6 through remainder of '78 season), 1979-16/2, 1980-16/2, 1981-15/15, 1982-9/3, 1983-14/14, Total: 75/36.

STATS: Fumble Recoveries: 1979-1, 1983-3.

**LIN DAWSON 87**

TE 6-3 240

N. CAROLINA STATE 4th year

DOB: 6-24-59 at Norfolk, VA

HOW ACQUIRED: D-8b, 1981

PRO: Lin won the starting tight end spot early in the season, but missed three games due to a left knee injury sustained mid-way through the season...he underwent arthroscopic surgery on 10-10-83 and returned to action two weeks later to complete the season...in starting ten games, he had nine receptions for 84 yards and one TD...his only TD reception of the year was a spectacular left-handed grab in the endzone at Miami (9-11-83)...one of the best blocking tight ends in the league. Lin enhanced the Patriots' ground attack which paved the way for Tony


Collins' career high 1,049 yards rushing in '83...he alternated at the tight end spot in '82, starting in four of eight games played...played an important role in Patriots' double TE formation that same year...with 13 receptions for 160 yards, Lin was the Patriots' fourth leading receiver in '82...as a rookie, he led the Patriots in receiving during the preseason with nine catches for 107 yards and two TDs...missing only one game with a sore heel, he started three times as a rookie, including each of the last two games after regular starter Don Hasselbeck succumbed to knee surgery...was a regular on special teams in his first campaign and recorded eight tackles.

COLLEGE: Played in all 44 games while with Wolfpack, finishing college career as the school's ninth all-time leading receiver...although NC State was not a pass-oriented team, Lin caught 11 passes for 116 yds. and one TD...was a key member of Wolfpack offense in '79 finishing second on reception list with 15 catches for 201 yds. and one TD, the year NC State won the ACC championship.

PERSONAL: Single...is presently enrolled in the Gordon-Conwell Seminary...Lin is the Director of his own Youth Crusade (Lin Dawson, Inc.)...he also conducts the Lin Dawson Sports Camp, Inc. in his hometown of Kinston (NC)...has spent the past offseasons travelling along the East Coast speaking to various civic and religious organizations and also speaking for Sports World Ministry...is an Associate Minister at Mt. Sinai Holy Temple in Columbus, OH where his brother, Rev. Harry Bellinger is the Pastor...Lin is also involved in the Big Brother and Sister's program as well as the SADD (Students Against Drunk Driving) Program in Kinston...he also serves as the team Chapel Leader...Lin is the youngest in a family of three boys.

GAMES PLAYED/STARTED: 1981-15/3, 1982-8/4, 1983-13/10, Total: 36/17.

Year	G	No.	RECEIVING			
			Yds.	Avg.	LG	TD
1981	15	7	126	18.0	42	0
1982	8	13	160	12.3	26	1
1983	13	9	84	9.3	14	1
Totals	36	29	370	12.8	42	2



PAUL DOMBROSKI 47
 DB 6-0 185
 LINFIELD (OR) 5th year
 DOB: 8-8-56 at Sumter, SC
 HOW ACQUIRED: W-Kansas City, 1981

PRO: Paul spent eight games on the injured reserve list in 1983...known for his aggressive play, Paul suffered a concussion when he attempted to run down Tampa's Theo Bell from behind in the Patriots' final preseason game...he was active for the first regular season game of '83 but did not participate...he was placed on injured reserve on 9-6...eight weeks later (11-4-83), he was activated and became a regular on special teams and played a prominent role in situational defensive schemes...Paul was the Patriots' leading special teams tackler in 1982...for his efforts, he was named the 1982 1776 Fan Club's Special Teams Player-of-the-Year...he was in on 30 tackles and recorded one pass deflection and recovered one fumble in '82...Ron Meyer says, "Paul is a leader on special teams who has a keen knack for finding the ball carrier on coverage teams"...he also saw spot duty playing in Nickel and Six back defensive alignments in '82...Paul was claimed on waivers from Kansas City after nine games of the '81 season (11-12-81)...played with the Chiefs during '80 and for five games in '81, but was hurt in a game against Patriots (10-4-81) and was placed on injured reserve...when the Chiefs attempted to reactivate him by placing him on procedural waivers, he was claimed by the Patriots.

COLLEGE: Began his college career at Hawaii, but transferred to Linfield (OR) College, a Division II school to finish his career...as a senior DB he tied for second in the nation with 13 interceptions...named to the Kodak Division III and NAIA Division II first team All-America teams, as a senior.


PERSONAL: Paul was married during the past offseason (Caron) and will stay in the New England area rather than return to his hometown of Oahu Hawaii during pro offseasons...plans to attend graduate school and pursue an MBA...he is a regular on the Patriots' Celebrity Bureau and participates in many charitable events...enjoys skin diving and volleyball...attended Leilehua High School in Wahiawa, Hawaii.

GAMES PLAYED/STARTED: 1980-16/1 (K.C.), 1981-11/0 (5 K.C., 6 N.E.), 1982-9/0, 1983-7/0 (On injured reserve 9-6 through 11-4), Total: 43/1.

DEFENSIVE STATISTICS

Year	G	Tackles			QB	Fum.	Pass
		Solo	Assists	Sacks	Press.	Rec.	Def.
1980	16	18	4	—	—	—	—
1981	11	9	2	—	—	—	—
1982	9	17	13	—	—	1	1
1983	7	3	1	—	—	—	1
Totals	43	47	20	—	—	1	2

OTHER STATS: Interceptions: 1980 - one for six yds. Kickoff Returns: 1981 - three for 66 yds., 1982 - one for 19 yds.



TONY EASON 11

QB 6-4 212
ILLINOIS 2nd year
DOB: 10-8-59 at Blythe, CA
HOW ACQUIRED: D-1, 1983

PRO: Tony made his first regular season appearance at Miami (9-11-83), completing four of four pass attempts for 58 yards and driving the team 80 yards to their final score, a five-yard run by FB Mosi Tatupu...in the twelfth game of the season vs. Cleveland starting QB Steve Grogan suffered a fracture to his left fibula and Tony stepped in to complete the season compiling a 2-2 record...he directed a ground attack on a snow covered Sullivan Stadium field that rushed for 191 yards and one TD to record a 7-0 victory over the New Orleans Saints (12-4)...the following week at the LA Rams (12-11), he threw for 172 yards while completing 12 of 21 pass attempts in the Patriots' 21-7 victory over the Rams...in the final regular season game at Seattle (12-18), he found TE Derrick Ramsey on a quick out to record his first TD pass...he played in all 16 games in '83 and was the placeholder on special teams...Head Coach Ron Meyer was encouraged by Tony's progress during his rookie campaign and says Tony is going to be a great quarterback...the Patriots' top pick in '83, he was the fourth of six QB's selected in the first round and the 15th player taken overall...was only the third QB to be selected in the first round by the Patriots in club history (Jim Plunkett, 1971 and Jack Concannon, 1964).

COLLEGE: Highly sought after college QB who made a smooth transition from junior college to record-breaking Division 1-A quarterback...in just two seasons, he became the Big Ten career passing yardage leader (6,608)...holds every Big Ten season passing record...ended college career with nine NCAA passing and total offense marks...joined Jim McMahon (Chicago Bears) as only QBs in NCAA history to pass for over 3,000 yards twice...rewrote Illinois record book while setting every school season and career passing mark...threw for over 400 yards twice (479,401), over 350 yards five times, over 250 yards seven times...career high 479 yards passing (51-37-2 and 1 TD) helped rally club to a 23-21 victory over Wisconsin (10-23-82)...redshirted during 1980 season after transferring from American River College in Sacramento, CA where he played in '78 and '79.

PERSONAL: Single...graduated from Illinois with a degree in Physical Education...involved in a number of charities, he has set up a College Scholarship fund at his alma mater, Delta High in his hometown of Walnut Grove, CA...he is also involved in donating funds to the University of Illinois Boys Club of Champaign and to the Wrentham State School, a school for the mentally handicapped in Wrentham, MA...his brother Bo was a standout safety at Cal-Davis and a second round pick of the Houston Oilers in the 1984 draft...lists golf, tennis and fishing among his favorite pastimes...All-Northern California as prep player at Delta High...lettered three times in football and twice each in basketball and baseball...comes from a family of six children...full name is Charles Carroll Eason IV.

GAMES PLAYED/STARTED: 1983-16/4


PASSING

Year	G	Att.	Comp.	Pct.	Yds.	TD	Int.	LG	LAP
1983	16	95	46	48.4	557	1	5	35	16-139

RUSHING

Year	G	No.	Yds.	Avg.	LG	TD
1983	16	19	39	2.1	12	0

OTHER STATS: Fumbles: 1983-5. Fumble Recoveries: 1983-1.



ANDY EKERN 60


OT 6-6 275
MISSOURI 1st year
DOB: 7-26-61 at Columbia, MO
HOW ACQUIRED: D-12b, 1983

PRO: A left knee injury sustained while working out prior to the start of training camp shelved Andy for the season...Andy was active for all four preseason games in '83 but did not play...he was placed on injured reserve on 8-29-83...a dedicated worker, he spent most of the offseason in the New England area working out...has been developing his skills as a long snapper and will be tried at that position this season...listed as a tackle, he also has the ability to play at the guard and center positions...was the second of two Patriots' twelfth round draft choices in '83.

COLLEGE: Andy went to Missouri as a 200 lb. walk-on and claimed a starting job as a junior...selected as Tigers' co-captain by his teammates senior year.

PERSONAL: Single...graduated with a degree in Agricultural Economics...spent part of his offseason ranching in hometown of Mexico, MO...enjoys hunting, fishing and training Labrador Retrievers...father, Dr. Pete Ekern, played for the Tigers and lettered as an end in 1954...his cousin Carl Ekern, plays LB for the LA Rams.

GAMES PLAYED/STARTED: 1983 — On injured reserve for entire season.



TONY FRANKLIN 1

K 5-8 182
TEXAS A&M 6th year
DOB: 11-18-56 at Big Spring, TX
HOW ACQUIRED: T-Philadelphia, 2-21-84
Right, bare-footed soccer style kicker

PRO: Tony was acquired from the Philadelphia Eagles on 2-21-84 for an undisclosed, conditional 1985 draft choice...Tony leaves Philadelphia as the Eagles' fourth all-time career scorer with 412 points...finished as the Eagles' second leading scorer in 1982 (41 points) and in 1983 (69 points)...made good on 15 of 26 field goal attempts and 24 of 27 extra point conversions in 1983...kicked field goals of 32, 30 and 47 yards in Eagles' opening day win at San Francisco (9-3-83)...converted two field goals at Denver (9-18), including a 47-yard game winner in the final minute of play...over his five-year career with the Eagles, Franklin hit on 80 of 128 field goal attempts for a 62.5% success rate and converted on 172 of 182 extra point conversions...originally the Eagles' third round draft choice in 1979, he enjoyed his best NFL season in 1979 when he scored 105 points while converting on 23 of 31 FG attempts and in 1981 when he totaled 101 points while hitting on 20 of 31 FG attempts...is credited with the second longest field goal in NFL history, a 59-yarder at Dallas during his rookie campaign...booted two 44-yarders in season opener vs. Washington in 1982...increased his club record for field goals of 50 yards or longer to six with a 52-yarder at Washington (11-27-83).

COLLEGE: Finished collegiate career with 18 NCAA records, including most career field goals (56); career kick scoring (291 points); most field goals, 50 yards or longer in a career (16); most field goals made in a three-year career (45); and longest average for field goals made in a career (39.5 yards)...became only player in history to kick two field goals of 60 yards or longer in the same game when he booted 64 and 65-yarders against Baylor in 1976...had a career accuracy percentage of 55.4 while converting 56 of 101 FGs...first team All-America selection by Football Writers Association and second team All-America by UPI...was first kicker in school history to receive full scholarship.

PERSONAL: Married (Sally)...is the father of one son, Sean (2)...spending off-season working as a trainee with a life insurance business in his hometown of San Antonio, Texas...played high school football, first as a halfback and then as a barefoot kicker, at Arlington High in Fort Worth, Texas.

KICKING STATISTICS

Year	Club	G	FGM	FGA	Pct.	LG	XPM	XPA	Pts.
1979	Phil.	16	23	31	74.2	59	36	39	105
1980	Phil.	16	16	31	51.6	51	48	48	96
1981	Phil.	16	20	31	64.5	50	41	43	101
1982	Phil.	9	6	9	66.7	47	23	25	41
1983	Phil.	16	15	26	57.7	52	24	27	69
Totals		72	80	128	62.5	59	172	182	412

PLAYOFF STATISTICS


Year	Club	G	FGM	FGA	Pct.	LG	XPM	XPA	Pts.
1979	Phil.	2	3	4	75.0	42	5	5	14
1980	Phil.	3	4	7	57.1	33	7	7	19
1981	Phil.	1	0	0	0.0	0	3	3	3
Totals		6	7	11	63.6	42	15	15	36

FIELD-GOAL ACCURACY

Year	1-19	20-29	30-39	40-49	50-plus	Total
1979	1-1 100%	5-5 100%	7-8 87.5%	7-10 70%	3-7 42.9%	23-31 74.2%
1980	4-4 100%	2-5 40%	7-11 63.6%	2-8 25%	1-3 33.3%	16-31 51.6%
1981	0-0 0%	5-5 100%	7-9 77.8%	7-13 53.8%	1-4 25%	20-31 64.5%
1982	0-0 0%	1-1 100%	1-2 50%	4-5 80%	0-1 0%	6-9 66.7%
1983	1-1 100%	5-5 100%	6-9 66.7%	2-8 25%	1-3 33.3%	15-26 57.7%
Totals	6-6 100%	18-21 85.7%	28-39 71.8%	22-44 91.7%	6-18 33.3%	80-128 62.5%

PLAYOFF STATISTICS

Year	1-19	20-29	30-39	40-49	50-plus	Total
1979	0-0 0%	1-1 100%	1-1 100%	1-1 100%	0-1 0%	3-4 75%
1980	0-0 0%	2-4 50%	2-2 100%	0-1 0%	0-0 0%	4-7 57.1%
1981	0-0 0%	0-0 0%	0-0 0%	0-0 0%	0-0 0%	0-0 0%
Totals	0-0 0%	3-5 60%	3-3 100%	1-2 50%	0-1 0%	7-11 63.6%

**TIM GOLDEN 59**

LB 6-1 220

FLORIDA 3rd year

DOB: 11-15-59 at Pahokee, FL

HOW ACQUIRED: FA, 1982

PRO: Tim is an active and valuable member of the Patriots special teams and provides great depth to the linebacking corps...had a big day when he recorded six tackles and 11 assists in Patriots' 28-23 victory over the Pittsburgh Steelers at Three Rivers Stadium (9-25-83)...in that game he replaced starting ILLB Steve Nelson who suffered a fractured thumb late in the first half...made the first start of his career at Buffalo (10-23-83) while subbing for the injured Steve Nelson and Johnny Rembert...recorded ten total tackles and one QB pressure...halted a potential scoring drive when he recovered a Jeff Groth (vs. New Orleans 12-4-83) fumble of a Rich Camarillo punt on the Patriots' 46 yard line in Patriots' 7-0 victory...was in on 54 total tackles in '83 while seeing spot duty at linebacker and as a regular on special teams...performed well on special teams during his first NFL campaign in 1982...Tim was originally signed as a free agent by the Patriots in 1981, but he left training camp after three days...was re-instated on 4-26-82 and earned a roster spot in the '82 training camp.

COLLEGE: Played as a DE for the Gators as a junior and a senior...was a LB his first two collegiate campaigns...a starter for three years, he led team as a junior with 100 tackles...as a senior, he had 49 tackles, 49 assists, two interceptions, two fumble recoveries and caused three fumbles.

PERSONAL: Tim was married during the past offseason (Maria)...graduated in


December 1981 with a degree in Broadcasting from Florida...spends offseasons in Gainesville, FL...enjoys reading and watching television.

GAMES PLAYED/STARTED: 1982-9/0, 1983-16/1, Total: 25/1.

DEFENSIVE STATISTICS

Year	G	Tackles			QB	Fum.	Pass
		Solo	Assists	Sacks	Press.	Rec.	Def.
1982	9	3	6	—	—	—	—
1983	16	22	32	—	1	1	—
Totals	25	25	38	—	1	1	—

OTHER STATS: Kickoff Returns: 1983 — one for ten yds.



STEVE GROGAN 14

QB 6-4 210
 KANSAS STATE 10th year
 DOB: 7-24-53 at San Antonio, TX
 HOW ACQUIRED: D-5a, 1975

PRO: Off to the best start of his career, Steve was the AFC's top rated passer for weeks 3-6 and rated among the top three AFC passers in ten of the first eleven weeks of the year...his great success came to a quick halt when he suffered a fractured left fibula on 11-20 in a loss to Cleveland...he suffered the fracture when hit by blitzing LB Tom Cousineau mid-way through the second stanza...the injury sidelined him for the final five weeks of the season...his loss was a big one for the Patriots' offense which had averaged 21.5 points per game over 11 weeks and scored just 37 points in the five games that he missed...having set four club passing marks in 1982, Steve passed Babe Parilli in two other passing categories during 1983 to capture every major club career passing record...with 303 passing attempts last year he raised his career total to a club record 2,613 passing attempts, 200 more than Babe Parilli's former record of 2,413 attempts...he also tossed 15 TD passes to boost his career total to 136, four better than Parilli's old mark of 132 career TD passes...included among the 15 TD passes were five scoring strikes of 40 yards or longer...in the season opener (9-4), Steve hurled TD passes of 73 yards to rookie Stephen Starring and 50 yards to Stanley Morgan...with only 3:59 to play at Pittsburgh on 9-25, Steve threw a 76-yard TD pass to Starring to earn a come-from-behind 28-23 win over the Steelers...that pass equaled his previous career longest completion set on a 76-yard TD pass to Stanley Morgan against Miami on 11-8-81...while he doesn't run as much as he did early in his career, Steve still gained 108 yards on 23 carries (4.7 avg.) in 1983...he will enter the 1984 season as the Patriots' seventh ranked all-time rusher with 2,049 yards on 370 career totes...he needs only 187 more yards on the ground to pass the sixth ranked Carl Garrett (2,235)...he will also begin the 1984 campaign rated ninth on the Patriots' all-time games played list with 111, including 104 career starts...his valuable impact on the team in 1983 earned him the 1776 Fan Club MVP Award...after losing the starting QB duties to Matt Cavanaugh early in 1982, Steve regained the starting spot for the final six games of the year...in his first start of '82, he connected with Stanley Morgan for a 62-yard TD pass on just the third play of the game in a 29-21 win over Houston (11-28-82)...with Steve calling signals, the Patriots won four of their last six games to earn a playoff spot...he finished the year as the AFC's fourth rated passer and seventh in the whole NFL...his 5.7% TD rate was second among AFC QBs to only Terry Bradshaw and third in the league...he also had the league's fourth lowest interception percentage (3.3)...over the past two seasons, he has thrown just 16 interceptions in 425 attempts (3.7%), a drastic reduction from the first seven years of his career (144 in 2,188 tries — 6.65)...in the second game of 1981, Steve was forced out of action at Philadelphia with a neck injury that knocked him out of the starting lineup for the next four games...in the 11th game of the year, he suffered a left knee injury when tackled by Jet DE Mark Gastineau and he was lost for the rest of the 1981 campaign...he had a stellar performance in a narrow 28-24 loss to the Jets at New York on 10-11-81 with 11:29 to play in the third period, he came off the bench to replace an ineffective Matt Cavanaugh and finished the day by completing 19 of 32 passes for 330 yards and one TD...he also threw for 355 yards vs. Miami (11-8-81) and 306 yards at Washington on 10-25-81...with a league leading 8.61 yards per attempt mark in 1981, he became only the second player since the AFL-NFL merger to lead the NFL in the category for two consecutive years...Terry Bradshaw also accomplished that feat in 1977 and 1978...caught a sixteen yard pass from Andy Johnson on an option pass for a first down in the season opener vs. Baltimore (9-6-81) and hauled in another pass from Johnson

for nine yards at Oakland (11-1)...leading the AFC in passing for the first seven weeks of the 1980 season, Steve was off to a fast start that was slowly and painfully halted by two knee injuries...over the first seven games, he completed 98 of 156 passes (62.8%) for 1,398 yards and 11 TDs in leading the Patriots to six wins in their first seven starts...a sprained left knee suffered in Seattle (9-21) and a sprained right knee incurred the following week vs. Denver (9-29) began to take their toll as Steve began to lose his feared mobility by the season's midway point...in the season's 12th game, he finally sat down to rest the ailing knees and in doing so, he had a five-year, 76 consecutive regular season game starting streak snapped...in that game, Matt Cavanaugh led the Patriots to a 47-21 win over Baltimore (11/23) but he too injured his left knee...the following week, Steve started once again, but threw a career high six interceptions in a 21-17 loss at San Francisco...that would mark his final action in the '80 season...Steve led the Patriots to seven wins while having the best day of his six year career at Houston on 11-10...in a last minute 38-34 loss to the Oilers, he completed 25 of 39 passes for 374 yards and 3 TDs...the Patriots third ranked rusher with 112 yards on 30 carries, he also broke QB coach Babe Parilli's club record (55.3%) for passing completion percentage in a season with a 57.2% mark...in 1979, he tied with Brian Sipe of Cleveland for NFL leadership in TD passes (28) while topping the league in TD percentage (6.6) and rushing by a QB (368 yards on 62 attempts)...his 3,286 passing yards that year was the second best seasonal performance in club history behind only Parilli's 3,465 yards in 1964...on the year, he had four games in which he passed for over 300 yards...underwent minor knee (right) surgery in April, 1980 and was working out only a few days later...had an incredible day in leading Patriots to a record setting 56-3 win over the Jets (9-9-79), completing 13 of 18 passes (72.2%) for 315 yards and 5 TDs...threw for over 200 yards on five occasions during 1978, including another stellar job against the Jets (10-29-78) that saw him hit on 15 passes for 281 yards and 4 TDs...his 539 rushing yards enabled the Patriots to become the first team ever to have four members of the same backfield break the 500-yard rushing mark in the same campaign (1978)...completed a herculean task of calling every one of the Patriots 922 offensive plays in 1977...his 13 rushing TDs in 1976, beating previous high mark for NFL QBs, established Steve as the game's most feared running QB...as a rookie, he played in 13 games, starting in seven of the last eight contests...had the second best day of his pro career that year vs. Buffalo (11-23-75), completing 25 of 46 attempts for 365 yards...was the 116th player chosen in the 1975 draft.

COLLEGE: Started for K-State as a junior and senior...during career completed 166 of 371 attempts for 2213 yards, 12 TDs and 26 interceptions...also ran for additional 585 yards and six TDs on 339 tries during that span...part-time punter as a junior and senior, hitting seven punts for 279 yards (39.9 avg.)...caught a 22-yard TD pass as a senior.

PERSONAL: Married (Robbie)...father of two sons, Tyler (4) and Tanner (2)...raised in Ottawa, KS...his father Jim is a high school teacher in Ottawa and is also the receivers coach for Ottawa College...Steve's brother Scott is also a football coach who handles the defensive line for the University of Nebraska at Omaha...one of the team's best golfers, he plays in numerous charity golf tournaments including the annual March of Dimes and Wrentham State School Tourneys...he is also one of the most active Patriots in the Friends of Wrentham, a fund raising group that benefits the Wrentham State School for the Mentally Handicapped.

GAMES PLAYED/STARTED: 1975-13/7, 1976-14/14, 1977-14/14, 1978-16/16, 1979-16/16, 1980-12/12, (Had a 76 consecutive game starting streak), 1981-8/7, 1982-6/6, 1983-12/12, Total: 111/104.

Year	G	Att.	Comp.	PASSING					
				Pct.	Yds.	TD	Int.	LG	LAP
1975	13	274	139	50.7	1976	11	18	62t	22-207
1976	14	302	145	48.0	1903	18	20	58t	18-155
1977	14	305	160	52.5	2162	17	21	68	14-155
1978	16	362	181	50.0	2824	15	23	75t	22-199
1979	16	423	206	48.7	3286	28*	20	63t	45-341
1980	12	306	175	57.2	2475	18	22	71	17-138
1981	8	216	117	54.2	1859	7	16	76t	19-137
1982	6	122	66	54.1	930	7	4	62t	8-48
1983	12	303	168	55.4	2411	15	12	76t	29-195
Totals	111	2613	1357	51.9	19826	136	156	76t	194-1575

NOTE: Grogan is the Club Leader in all career passing categories.

*Tied as NFL Leader

(Statistics on following page)

Year	G	No.	RUSHING			
			Yds.	Avg.	LG	TD
1975	13	30	110	3.7	14	3
1976	14	60	397	6.6	41t	12#
1977	14	61	324	5.3	41	1
1978	16	81	539	6.7	31	5
1979	16	64	368	5.8	26	2
1980	12	30	112	3.7	19	1
1981	8	12	49	4.1	24t	2
1982	6	9	42	4.7	19	1
1983	12	23	108	4.7	17	2
Totals	111	370	2049	5.5	41t	29

#Club Record

Single Game Career Highs


Pass Attempts — 46 at Buffalo 11-23-75
 Completions — 25 at Buffalo 11-23-75 and at Houston 11-10-80
 Yards Passing — 374 at Houston 11-10-80
 Highest Percentage — 81.8% (9-11) vs. NY Jets 9-18-83
 78.9% (15-19) vs. NY Jets 10-29-78
 Longest Completion — 76t to Stephen Starring at Pittsburgh 9-25-83
 76t to Stanley Morgan vs. Miami 11-8-81
 TD Passes — 5 vs. NY Jets 9-9-79
 Interceptions — 6 at San Francisco 11-30-80
 Times Sacked — 8 for 87 yds. vs. Buffalo 12-14-75
 Rushing Attempts — 12 at Buffalo 11-20-77
 Rushing Yards — 103 vs. NY Jets 10-18-76
 Longest Run — 41t vs. NY Jets 10-18-76 and 41 vs. Seattle 10-9-77

GROGAN'S PASSING VS. EACH TEAM 1975-83

	GP	ATT-				—BEST GAME— ATT-			
		COMP	Yds.	Int.	TD	DATE	COMP	Yds.	TD
Baltimore	13	328/166	2838	21	17	10-28-78	36/15	317	2
New York Jets	15	329/184	2769	15	25	10-11-81	32/19	330	1
Buffalo	14	377/186	2732	26	15	11-23-75	46/25	365	2
Miami	15	333/173	2367	15	11	11-29-79	38/21	350	3
San Diego	5	135/76	896	5	7	11- 9-75	28/17	245	1
Houston	5	98/57	884	6	8	11-10-80	39/25	374	3
Pittsburgh	4	99/40	676	5	5	9-26-76	32/13	257	2
San Francisco	3	81/44	653	7	4	11-30-80	32/16	274	0
LA Raiders	3	69/41	617	5	5	11- 1-81	30/17	233	1
Atlanta	3	93/51	605	5	5	12- 4-77	26/12	179	1
Seattle	3	59/38	565	2	7	9-21-80	24/15	271	3
Cleveland	3	69/41	523	5	5	9- 7-80	26/17	277	3
Washington	2	61/29	505	4	2	10-25-81	30/17	306	0
Chicago	2	63/34	475	4	3	10-14-79	35/21	244	3
Philadelphia	3	62/29	467	5	3	10- 8-78	23/12	189	1
Cincinnati	2	52/24	360	2	1	10-15-78	26/13	184	0
St. Louis	2	55/27	345	4	2	11- 2-75	34/14	173	1
Denver	3	51/27	316	3	2	9-29-80	24/17	209	1
Green Bay	1	33/17	255	3	2	10- 1-79	33/17	255	2
Minnesota	1	26/12	204	1	2	12-16-79	26/12	204	2
Detroit	2	34/14	176	6	1	10-10-76	25/11	131	1
Dallas	1	29/13	170	2	0	12- 3-78	29/13	170	0
Kansas City	1	16/10	155	2	1	9-18-77	16/10	155	1
LA Rams	1	24/11	125	2	1	11-16-80	24/11	125	1
New Orleans	1	23/9	108	0	2	12- 5-76	23/9	108	2
Tampa Bay	1	14/4	40	1	0	12-12-76	14/4	40	0
Totals	109	2613/1357	19826	156	136				

*Note: In 1975 Grogan played at Cincinnati, 10-12 and vs. Baltimore, 10-19 with no pass attempts. These are not counted as GP in the above chart.

OTHER STATS: Fumbles: 1975-6, 1976-7, 1977-6, 1978-9, 1979-12, 1980-4, 1981-5, 1982-2. Fumble Recoveries: 1975-1, 1976-4, 1977-2, 1978-2, 1979-4, 1980-1, 1981-2, 1982-1. Receiving: 1981: two for 16 yds. from A. Johnson vs. Baltimore 9-6 and 11 yds. from A Johnson at Oakland, 11-1, 1983: one for — 8 yds. Grogan's pass was tipped and caught by Grogan for 8 yd. loss.



DARRYL HALEY 68

OT 6-4 275

UTAH 3rd year

DOB: 2-16-61 at Gardena, CA


HOW ACQUIRED: D-2c, 1982

PRO: Darryl recorded his first pro starts in '83 when he filled in for the injured Bob Cryder at right OT at Atlanta (10-30) and vs. Buffalo (11-6)...he played in all 16 games in '83 seeing spot duty at OT and as a regular on special teams...entering his third season, Darryl has developed into a fine OT and will be competing for a starting job on the Patriots' front wall...has outstanding physical characteristics and athletic ability...saw considerable action on the Patriots' offensive line during 1982 and played in all nine regular season games as a regular on special teams.....Darryl was the third of three Patriots' second round draft choices in 1982...he was the 55th player selected overall and was taken with one of two second round picks acquired from San Francisco in exchange for the Patriots' second round choice in '82.

COLLEGE: Darryl was the first player from the University of Utah ever drafted by the Patriots...was the third youngest player selected in the '82 draft...became a starting OG as a senior...played both football and basketball during his senior year...played in the Olympia Gold Bowl and received Honorable Mention All-Wac recognition as a senior.

PERSONAL: Single...continues to work on a degree in Commercial Physical Education and minor in Marketing during pro offseasons...spends much of his off-season time visiting schools for handicapped children...resides in the Salt Lake/Holiday area (Utah)...enjoys basketball, jogging, traveling and reading.

GAMES PLAYED/STARTED: 1982-9/0, 1983-16/2, Total: 25/2.

**JOHN HANNAH 73**

OG 6-3 265

ALABAMA 12th year

DOB: 4-4-51 at Canton, GA

HOW ACQUIRED: D-1a, 1973

PRO BOWL: 1977, 1979-1984

PRO: One of the greatest linemen ever to play football, John has been a mainstay in the Patriots' offensive attack since his rookie season in 1973...having started all 16 games in 1983, John has started in 154 of a possible 159 games in his 11 seasons and ranks third on the Patriots' all-time games played list...he needs to appear in only six more games to pass the second ranked Tommy Neville (159 games from 1965-77) on that list...Julius Adams, who joined the Patriots in 1971, holds the club record for games played with 164 as he enters the 1984 season...John set a club record by being selected to play in the Pro Bowl for the seventh time last year, but did not appear in the game because of post-season surgery to his left shoulder...John has been an inspirational leader along the Patriots' forward wall that has led the way to the Patriots being the top rushing team in the NFL for the last two seasons (3,952 yards)...he missed his first start in six seasons when he suffered a practice session knee injury and did not play against Houston (11-28-82)...that missed start snapped a 78 consecutive game starting streak that dated back to 1977...was the 1981 recipient of the Jim Lee Hunt Memorial Award that cites the most outstanding lineman on the Patriots...was voted the Seagram's Seven Crowns of Sports Offensive Lineman of the Year Award in both 1978 and 1980...was the winner of the NFLPA — Coca Cola Offensive Linemen of the Year Award (selected by a vote of NFL players) for four straight years (1978-81)...a devastating blocker, he is particularly valuable in goal-line and short yardage situations...along with center Bill Lenkaitis, John was one of only two Patriot offensive linemen to play in all 16 games of the 1979 campaign...former Patriot Offensive Coordinator Jim Ringo, a great NFL lineman himself at Green Bay and Philadelphia, says that "John has better pulling speed than Jerry Kramer and Fuzzy Thurston, although he's twenty pounds heavier than both,"...during the 1978 season, he was a mainstay in the Patriots' offensive line that helped pave the way for the Patriots' record setting pace of 3.165 rushing


yards, an NFL single season club record...during his rookie year of 1973, John stepped in to start the first 13 games, but a freak leg injury in practice forced him to miss the final game...since then he has started all but one game of his NFL career except the first three of 1977 when he was involved in a contract dispute...an exceptional run blocker, Hog also excels at pass blocking despite having played in the Wishbone offense of Bear Bryant's Crimson Tide...made his first Pro Bowl appearance following the 1976 season...as a rookie, was named to a host of all-Rookie squads and was named the Cardinal Cushing Award winner as the Patriots' Offensive MVP...was the first of three Patriot first round draft choices and the fourth player selected overall in 1973.

COLLEGE: Under the tutelage of the legendary Bear Bryant, John earned eight varsity letters and was a two time consensus All-America at Alabama...played in both the Hula and Cotton Bowls...made an impressive showing vs. the Dolphins in the College All Star Game.

PERSONAL: Married (Page)...father of a son, Seth (5), and a daughter, Mary Beth (4)...having worked in his family's Alabama farm supply business and on his own farm for much of his pro career, John left farming to join the Boston office of L.F. Rothschild, an international investment firm, after the 1983 season...he commutes to Boston on a train everyday and is quickly gaining the respect of his peers in the investment world...his father, Herb, played for the NY Giants in the early 1950's while his brother, Charlie, is an offensive tackle for the LA Raiders...another brother, David, is a former Alabama gridder.

GAMES PLAYED/STARTED: 1973-13/13, 1974-14/14, 1975-14/14, 1976-14/14, 1977-11/11, 1978-16/16, 1979-16/16, 1980-16/16, 1981-16/16, 1982-8/8, 1983-16/16, Total: 154/154.

STATS: Fumble Recoveries: 1973-1, 1974-One for two yds. (TD) at Miami 12-15, 1978-2, 1979-1, 1981-2, 1983-3. Kickoff Returns 1973-one of zero yds. at Buffalo 12-9.



LUTHER HENSON 70

NT 6-0 275

OHIO STATE 3rd year

DOB: 3-25-59 at Sandusky, OH

HOW ACQUIRED: W-Cinn., 1982

PRO: Luther played in the first four regular season games in 1983 with two starts before a knee injury sidelined him for the remainder of the season...his two starts came vs. the NY Jets (9-18) and at Pittsburgh (9-25)...he suffered a right knee injury in the Patriots' 28-23 win over the Steelers and was placed on injured reserve on 9-28...in four games played in '83 he was in on nine tackles and recorded one QB pressure...a good player against the run, Luther should return to be a contributing factor in the Patriots' defense in '84...in 1982, Luther was placed on procedural waivers by the Patriots on 9-6-82 in conjunction with the league's mandated roster reduction to 49 players...two days later (9-9), he was re-signed...he saw spot duty in various defensive alignments in '82, primarily in goal line and short yardage situations...he was in on seven tackles and recorded one QB pressure, one pass deflection and caused one fumble in eight games played during the '82 campaign...Luther was inactive for the Patriots' contest with the NY Jets (9-19-82)...originally signed as a free agent by the Cincinnati Bengals in 1981, he was waived on 8-31-81...when the Bengals tried to re-sign him on 2-19-82, he was claimed on procedural waivers by the Patriots (3-1-82).


COLLEGE: Played both offensive and defensive tackle while at Ohio State...was selected to the first team All-Big 10 as a defensive tackle his junior year ('79)...awarded the same honor his senior year as a second team selection.

PERSONAL: Married (Melanie)...father of two sons, Luther David (6) and Jason Martin (3)...spent past offseason working at his car reconditioning shop that he opened in Columbus, OH...lists music and travelling among his favorite pastimes...is the only boy in a family of seven children.

GAMES PLAYED/STARTED: 1982-8/0, 1983-4/2 (On injured reserve 9-28 through remainder of season), Total: 12/2.

DEFENSIVE STATISTICS

Year	G	Tackles			QB Press.	Fum. Rec.	Pass Def.
		Solo	Assists	Sacks			
1982	8	1	6	—	1	—	1
1983	4	2	7	—	1	—	—
Totals	12	3	13	—	2	—	1



BRIAN HOLLOWAY 76

OT 6-7 288
STANFORD 4th year
DOB: 7-25-59 at Omaha, NE
HOW ACQUIRED: D-1, 1981
PRO BOWL: 1984


PRO: Brian earned the starting left tackle role with five games to play in his rookie season of 1981 and has started there in all 30 games since...his devastating blocking and incredible size/speed ratio earned a spot on the AFC Pro Bowl roster last year...in his first full year as a starter in 1982, Brian was an integral part of the Patriots' ground attack that churned up 1,347 yards, just 24 yards behind league rushing champion Buffalo (1,371)...last year, he and his linemates paved the way for a Patriots' rushing force that had the league's best per carry average of 4.9 yards...in his two seasons as a full time starter, the Patriots have rushed for more total yards (3,952) than any other NFL team...an impressive pass blocker, Brian was also a key reason that the Patriots allowed only five sacks during a five-game, 157 passing attempt streak early in the 1983 season...the second OT and 19th player overall selected in the 1981 draft, Brian was a regular on the special teams as a rookie.

COLLEGE: A tough competitor, he gashed his hand in '81 Senior Bowl and following stitches that closed the injury, he returned to finish the game...although he had the outer cartilage removed from both knees in '78 and '79 offseasons, he played in all 11 games in his junior and senior years...Stanford's top shot putter in '79 with a 52-11 toss...was high school All-America pick despite just playing two years of collegiate ball.

PERSONAL: Married (Bette)...became a first-time father after the New Orleans game on 12-4-83 when a son, David was born...following a superb effort in a 7-0 win over the Saints in the snow, Brian raced to the hospital with the aid of a State Police escort to watch the birth of his new son...Brian took the Law School Admissions Test in June, 1984 and plans to enter law school in the future...he enjoys carpentry and has refurbished three buildings on a farm he owns in the upstate New York town of Stephentown...he and his wife Bette also operate a health club in one of the renovated buildings...during the past year, Brian has become a popular speaker for anti-drinking and driving groups, MADD and SADD...his father is a retired Air Force pilot and an executive with the Ford Motor Company.

GAMES PLAYED/STARTED: 1981-16/5, 1982-9/9, 1983-16/16, Total: 41/30.

STATS: Fumble Recoveries: 1981-1.



BRIAN INGRAM 51

LB 6-4 235
TENNESSEE 3rd year
DOB: 10-31-59 at Memphis, TN
HOW ACQUIRED: D-4B, 1982

PRO: Brian was active for and played in four regular season games in '83 before a knee injury sidelined him for the remainder of the season...Brian was a regular on special teams and saw spot duty at LB before suffering a left knee injury in the Patriots' 28-23 win over the Pittsburgh Steelers (9-25)...he was placed on injured reserve on 9-28...he is a promising young LB who adds great depth to the Patriots' linebacking corps...LB coach Steve Sidwell says, "Brian is a smart, tough competitor who possesses good technique and pass coverage ability"...he should return to be a contributor in '84...Brian was on the Patriots' inactive list for the first regular season game at Baltimore his rookie campaign (9-12-82), was then activated and played in eight games recording three tackles, seven assists and one QB pressure...Brian saw spot duty at both OLB spots, as he was forced into duty when starters Larry McGrew and Don Blackmon were sidelined with injuries in '82...best game came at Pittsburgh (12-26-82), when he recorded three tackles, four assists and one QB pressure...the second of two Patriot fourth round draft picks in '82, Brian was selected with the fourth round pick acquired from San Francisco in the Russ Francis trade...is one of four Patriots' players currently on the roster from the University of Tennessee.


COLLEGE: Three year starter at DE...played DT his frosh year...missed the 1980 season with a preseason neck injury...felt it was best to sit out the entire year and return in '81...third leading tackler as a senior with 61 stops...chalked up 211 career tackles and six sacks...played in 1982 Blue-Gray game and Senior Bowl.

PERSONAL: Married (Callie)...became the father of Brian DeWayne Ingram II during past offseason...lists cooking and basketball as his favorite pastimes...comes from a family of 12 children...played prep football at Hamilton High in Memphis, TN.

GAMES PLAYED/STARTED: 1982-8/0, 1983-4/0 (On injured reserve 9-28 through remainder of season). Total: 12/0.

DEFENSIVE STATISTICS

Year	G	Tackles			QB	Fum.	Pass
		Solo	Assists	Sacks	Press.	Rec.	Def.
1982	8	3	7	—	1	—	—
1983	4	2	5	—	—	—	—
Totals	12	5	12	—	1	—	—



CRAIG JAMES 32

RB 6-0 215

DOB: 2-2-61 at Jacksonville, FL

HOW ACQUIRED: D-7, 1983

PRO: Signed as a free agent from the Washington Federals of the USFL in April (selected first round — 4th player selected in USFL draft)...signed a three year contract with the Patriots...suffered a back injury, missing from March 19th to April 14th last season...ran the ball 202 times for 823 yards for 4.1 average and four TDs; caught 40 passes for 342 yards, 8.6 average with two TDs...was the ninth-leading rusher in the USFL, despite missing four games...this season, with the Federals, had 16 carries for 61 yards (3.8 average) and one catch for 13 yards before suffering strained knee ligament in the second game.

COLLEGE: Was selected All-Southwest Conference three consecutive years...had 3,742 yards in his career, second on SMU's all-time list and third in conference history (behind Eric Dickerson and Earl Campbell)...caught 51 passes in his career for 650 yards...as senior, rushed for 938 yards on 197 carries; caught 11 passes for 208 yards, including a 96-yarder against North Texas State. That is the longest pass play in SWC history...alternated plays with Dickerson to form the "Pony Express" at SMU (each enjoyed three 1,000 yard seasons)...played under Patriots coach Ron Meyer his first three collegiate years...was selected to play in the 1983 Japan Bowl...ranked sixth in the nation in punting with a 44.9 average, best in the SWC...lost only 11 games throughout his high school and collegiate careers...as a junior, became the first player in 21 years to be named to two positions on the All-SWC team...was one punt shy of the minimum of 100 or he would have moved into the NCAA's career top 10...became team's punter midway through junior year...also held for kicks...his best rushing season in terms of statistics came in 1981 with 1,147 yards, second best in league behind Dickerson...in his four seasons, finished third, second, fifth and sixth among the league's top rushers...in 1981, he and Dickerson became the fifth pair of backs in NCAA history to average 100 yards a game on the same team...rushed for 896 yards in 1980...in the 1980 Holiday Bowl game, was the co-MVP with Brigham Young QB Jim McMahon (now with the Chicago Bears) as he rushed for 225 yards on 23 carries and scored three TDs.

PERSONAL: Married, he and wife, Marilyn, have a baby daughter, Jessica...earned degree in history...attended Stratford High School in Houston, TX where he was selected All-America, All-State, All-Greater Houston and All-District as team won state title...leading rusher in the history of Texas AAA football for one season with 2,411 yards and 35 TDs...named to *Texas Football Magazine* as the Texas Schoolboy Player-of-the-Year...turned down professional baseball offer out of high school (from Philadelphia Phillies)...younger brother, Chris, was the MVP of Phillies Class A team in 1983...full name is Jesse Craig James.


(Statistics on following page)

COLLEGE STATISTICS

Year	RUSHING				RECEIVING			
	No.	Yds.	Avg.	TD	No.	Yds.	Avg.	TD
1979	168	761	4.5	4	20	206	10.3	0
1980	177	896	5.1	6	15	191	12.7	0
1981	233	1167	4.9	9	5	45	9.0	0
1982	197	938	4.8	—	11	208	18.9	1
Totals	775	3762	4.9	19	51	650	12.7	1

PRO

Year	RUSHING				RECEIVING			
	No.	Yds.	Avg.	TD	No.	Yds.	Avg.	TD
1983	202	823	4.1	4	40	342	8.6	2
1984	16	61	3.8	0	1	13	13.0	0
Totals	218	884	4.0	4	41	355	8.7	2



ROLAND JAMES 38

SS 6-2 191

TENNESSEE 5th year

DOB: 2-18-58 at Jamestown, OH

HOW ACQUIRED: D-1a, 1980

PRO: One of the first moves made by Ron Meyer when he took over the Patriots' coaching reins was to move Roland into the starting strong safety spot after switching Rick Sanford to the starting free safety role...having started all but two games there over the past two seasons, Roland has developed into one of the Patriots' most consistent players...he was the team's second leading tackler with 136 total stops (68 initial hits and 68 assists) and led the team in fumble recoveries with four...Roland was the Patriots' second leading interceptor in 1983 with five steals to raise his career total to 14...in the Patriots' 31-0 win at Buffalo on 10-23, Roland tied a club record by intercepting three Joe Ferguson passes to set up two TDs and a FG...in the process, he became the first player in club history to record three interceptions in the same quarter...in addition to his tackle and interception productivity, Roland also chipped in two QB sacks, one QB pressure and nine pass deflections...in starting seven games in 1982, Roland had 37 tackles, two sacks, three QB pressures and three pass deflections...was in on many big plays in '82, including an interception to end the game in the Patriots' 3-0 shutout victory over Miami (12-12)...was in on six tackles, recorded two QB pressures, one pass deflection and one interception in the Patriots' 29-21 win over Houston (11-28-82)...James was active for all nine games in '82, but played in seven as he was hampered with injuries...he did not play at Pittsburgh (12-26) due to a hamstring injury sustained during pre-game warmup drills...he also missed the Patriots' 30-19 victory over the Bills (1-2-83), with a right knee injury sustained in practice...Roland was placed on injured reserve on 1-6-83 with a right knee injury and missed the Patriots playoff game at Miami...in 1981, he started a total of six games including four at right corner and two at SS...an excellent open field tackler, Roland had 36 tackles and 15 assists in '81...he also recorded two interceptions and a fumble recovery that same year...as a rookie in 1980, he started the first ten games at SS and became the nickel back for the final six games...on the year, he had 41 tackles and four assists and was second on the team with four interceptions...an exceptional punt returner in college, Roland was the Patriots' top punt returner as a rookie with a 10.0-yard average as he returned 33 punts for a total of 331 yards...that was the second best mark in the AFC...Roland sparked the Patriots to a 34-21 win over the NY Jets (11-2-80) with a 75-yard punt return for a TD...that was the longest punt return in the NFL in '80 and was only the fourth punt return for a TD in club history...the first of two Patriot first round picks (RB Vagas Ferguson the other) in 1980, Roland was the 14th player selected in the draft and the second DB (Mark Haynes of the NY Giants was first) chosen.

COLLEGE: A consensus All-America pick for the Vols., he was a four year starter with 288 career tackles...had ten career interceptions, including the third longest in school history, a 90-yard return for a TD vs. Ole Miss in '78...also had 37 punt returns for 356 yards, including an 89-yard return for a TD vs. Vanderbilt in '79...an outstanding trackster, he was clocked at 7.26 secs. in the 60 high hurdles and 13.5 secs in the 110 high hurdles...played in Hula, Senior and Bluebonnet Bowls.

PERSONAL: Married (Carmel) and is the father of two sons, Roland, Jr. (2) and Vernald (8)...has been working towards completion of a degree in Human Ser-

vices...enjoys music, go-cart racing and roller skating.....raised in the small town of Jamestown, Ohio where his grandfather was the fire chief, one uncle was the mayor, another uncle was the assistant police chief and a third uncle was a detective.

GAMES PLAYED/STARTED: 1980-16/10, 1981-16/6, 1982-7/7, 1983-16/16, Total: 55/39.


DEFENSIVE STATISTICS

Year	G	Tackles			Sacks	QB Press.	Fum. Rec.	Pass Def.
		Solo	Assists					
1980	16	41	4	—	—	—	6	
1981	16	36	15	—	1	1	2	
1982	7	23	14	2	3	1	3	
1983	16	68	68	2	1	4	9	
Totals	55	168	101	4	5	6	20	

INTERCEPTIONS

Year	G	INTERCEPTIONS					PUNT RETURNS					
		No.	Yds.	Avg.	LG	TD	No.	FC	Yds.	Avg.	LG	TD
1980	16	4	32	8.0	19	0	33	3	331	10.0	75t	1
1981	16	2	29	14.5	21	0	7	2	56	8.0	18	0
1982	7	3	12	4.0	12	0	0	—	—	—	—	—
1983	16	5	99	19.8	46	0	0	—	—	—	—	—
Totals	55	14	172	12.3	46	0	40	5	387	9.7	75t	1

OTHER STATS: Fumbles: 1981-1.



CEDRIC JONES 83

WR 5-11 184

DUKE 3rd year

DOB: 6-1-60 at Norfolk, VA

HOW ACQUIRED: D-3a, 1982

PRO: Cedric earned the starting spot opposite Stanley Morgan in '83 and started 11 games...in 15 games played in '83, he had 20 catches for 323 yards and one TD...recorded his first pro TD when he grabbed a nine-yard pass from QB Steve Grogan at Baltimore (10-9)...an ankle injury kept him out of the Pittsburgh game (9-25), but he returned to action the following week vs. San Francisco and had two receptions for 25 yards...Cedric is physically the strongest receiver on the team and has improved with every game played during his two pro campaigns...was active for eight games and played in two during his rookie campaign (1982)...he was on the Patriots' inactive list vs. the NY Jets (9-19-82)...his only reception during the regular season in '82 came in Patriots' 30-19 victory over Buffalo (1-2-83), when he caught a five-yard Steve Grogan aerial...caught three passes for 25 yards in four preseason appearances in '82.

COLLEGE: Holds ACC record for career TD receptions (21)...as a senior, he was the ACC's leading scorer with 10 TDs as Duke's co-captain...had a team leading 42 receptions in 1981 for a conference best 832 yards (19.8 avg.)...returned 38 kickoffs over three seasons for 897 yards and 23.6 average (one TD)...had best game ever with six receptions for 183 yards and two TDs vs. Maryland in '81...as a soph, had a 229 total yard effort vs. Wake Forest, including a 97-yard KOR for a TD...named to first team All-ACC and AP 2nd Team All-America as a senior...played in '82 Senior Bowl.


PERSONAL: Single...graduated from Duke with a degree in Political Science...spent past offseason participating in a number of charities including the Massachusetts' Special Olympics and the Easter Seals campaign...has law school aspirations...lists reading, drawing and International Affairs research among his favorite pastimes...both parents are teachers...earned honorable mention All-State honors in football and basketball at Weldon (NC) High School.

GAMES PLAYED/STARTED: 1982-2/0, 1983-15/11, Total: 17/11.

RECEIVING

Year	G	No.	Yds.	Avg.	LG	TD
1982	2	1	5	5.0	5	0
1983	15	20	323	16.2	30	1
Totals	17	21	328	15.6	30	1

OTHER STATS: Fumbles: 1983-1. Kickoff Returns: 1983-four for 63 yds.



MIKE KERRIGAN 19

QB 6-3 205
NORTHWESTERN 2nd year
DOB: 4-27-60 at Chicago, IL
HOW ACQUIRED: FA, 1982

PRO: Mike made his first regular season appearance in the final game of the '83 season at Seattle (12-18) and showed signs that he can be a respected NFL quarterback...in that game he completed six of 14 pass attempts for 72 yards with one interception...has a powerful arm and is an intelligent player...Mike was originally signed by the Patriots as a rookie free agent on 5-7-82...he suffered a concussion during the '82 preseason and was placed on injured reserve on 9-6 for the remainder of the season.


COLLEGE: A three-year starter at Northwestern, he ranks as the second All-Time leading passer in school history.

PERSONAL: Single...completed a degree in Communications at Northwestern during the past offseason...also worked in a sales position for Coupon Power in the Boston area during past offseason...lists golf, tennis and hang gliding among his favorite pastimes.

GAMES PLAYED/STARTED: 1982 — On injured reserve for the entire season, 1983-1/0, Total: 1/0.

Year	G	Att.	Comp.	PASSING			Int.	LG	LAP
				Pct.	Yds.	TD			
1982				On injured reserve for the entire season					
1983	1	14	6	42.9	72	0	1	19	0-C
Totals	1	14	6	42.9	72	0	1	19	0-C

Year	G	No.	RUSHING			LG	TD
			Yds.	Avg.	TD		
1982			On injured reserve for the entire season				
1983	1	1	14	14.0		14	0
Totals	1	1	14	14.0		14	0



KEITH LEE 22

DB 5-11 193
COLORADO STATE 4th year
DOB: 12-22-57 at San Antonio, TX
HOW ACQUIRED: FA, 1981

PRO: Keith is a talented DB who can play at both corner and safety...played in 15 games in '83 missing the game at Baltimore (10-9) due to a foot injury...a tough competitor, he is a contributor on special teams...recovered a Preston Brown fumble of the second half kickoff at the NY Jets (11-27-83) that led to a Fred Steinfort 33-yard field goal...saw spot duty at DB in '83 and recorded seven tackles and one fumble recovery...when Roland James went down with injury problems late in the 1982 season, Keith started at the SS spot at Pittsburgh (12-26-82), vs. Buffalo (1-2-83) and in the Patriots' '83 playoff game at Miami (1-8-83)...Keith was in on 19 tackles in '82...originally the second of two fifth round draft picks of the Buffalo Bills in 1980...was a college QB and was switched to DB...spent the entire '80 training camp with the Bills and was placed on injured reserve (knee) on 8-21-80...returned to Bills' summer camp in '81, but was cut on the next to last roster reduction (50 players) on 8-25-81...was brought in by the Patriots for a tryout and was signed on 8-28-81...started for the first time vs. Houston (10-18-81) for the injured Mike Haynes (lung) and won a game ball...he recorded six tackles and one interception in that game...had 20 tackles and 14 assists on the year...was active for all 16 regular season games in '81, played in 15 and started six, but was continually nagged by groin and abdominal injuries that limited his effectiveness.

COLLEGE: After a two year stint at Santa Monica (CA) J.C., he transferred to Colorado State where he played two years at QB...during that time, he completed 128 of 288 passes (44.0%) for 1,696 yds. and 11 TDs while throwing 16 intercep-

tions...also rushed for 519 yds. and seven TDs...as a junior, he also played one game as a WR.


PERSONAL: Married (Karetta)...is the father of one son, Lamar James (2)...is working to complete degree in Physical Education during pro offseasons...worked at several youth football camps in the Westminster, CO area during past off-season...lists fishing, camping and golf among his favorite pastimes.

GAMES PLAYED/STARTED: 1980-On injured reserve for entire season, 1981-15/6, 1982-9/2, 1983-15/0, Total: 39/8.

DEFENSIVE STATISTICS

Year	G	Tackles			QB Press.	Fum. Rec.	Pass Def.
		Solo	Assists	Sacks			
1980		On injured reserve for the entire season					
1981	15	20	14	—	2	—	—
1982	9	9	10	—	—	—	—
1983	15	7	—	—	—	1	—
Totals	39	36	24	—	2	1	—

OTHER STATS: Interceptions: 1981-one for zero yds. Kickoff Returns: 1981-two for 20 yds., 1982-one for 14 yds., 1983-four for 40 yds. Punt Returns: 1983-one for zero yds.



DARRYL LEWIS 49


TE 6-6 226
 TEXAS-ARLINGTON 1st year
 DOB: 4-16-61 at Mt. Pleasant, TX
 HOW ACQUIRED: D-5b, 1983

PRO: Darryl underwent knee surgery prior to the start of the 1983 training camp and did not see any action before being placed on injured reserve on 8-16-83 for the entire season...he is a large target with good speed for his size...was the second of two Patriots' fifth round draft choices in 1983 and the 128th player selected overall.

COLLEGE: Darryl was a two-year starter for the Mavericks at the TE post...he played WR as a freshman...moved to TE sophomore year and saw limited action in back-up role to his brother Gary...became a starter as a junior and was the second leading receiver on the team with 14 receptions for 303 yards (21.6 average, one TD)...received All-Southland Conference Honorable Mention recognition as a junior...was UTA's third leading receiver as a senior (23-305-2 TDs)...was a 2nd Team All-Southland Conference selection in '82.

PERSONAL: Married (Jackwelyn)...is the father of one son Darryl Jr. (1) and a daughter Demitra (4)...is working to complete a degree in Business Management during pro offseasons...was an All-District football and basketball player at Daingerfield (TX) High...enjoys hunting and fishing.

GAMES PLAYED/STARTED: 1983-On injured reserve for the entire season.



RONNIE LIPPETT 42

CB 5-11 180
 MIAMI (FL) 2nd year
 DOB: 12-10-60 at Melbourne, FL
 HOW ACQUIRED: D-8, 1983

PRO: What began as a rocky start for the eighth round draft choice from Miami (FL), ended as a very fine rookie campaign...Ronnie was enjoying a great rookie training camp when a shoulder separation sustained during a practice session sidelined him for the first three preseason games of 1983...however, he returned to start all 16 regular season games at left cornerback...throughout the season, opposing quarterbacks selected to pass towards Ronnie's side instead of towards seven-year veteran Ray Clayborn and each time he answered the challenge,

leading the team in pass deflections with 26...he also recorded 73 total tackles, one caused fumble, one fumble recovery and blocked a PAT attempt vs. the NY Jets (9-18)...possesses very good closing speed which enables him to break up many pass attempts...a tough competitor, he is one of the hardest hitting defensive backs on the team...turned in a stellar performance at Miami (9-11), when he was in on eight tackles and recorded one pass deflection...also recovered a Tony Nathan fumble that set up a Patriots' 22-yard field goal...had big days in Patriots' wins over Buffalo (11-6), when he was in on six tackles and broke up 5 passes and vs. Miami (11-13), when he recorded eight total tackles and five pass deflections.

COLLEGE: A three-year starter for the Hurricanes, who recorded 141 total tackles and grabbed 10 interceptions for 179 yards and one TD over his collegiate career...was the third leading tackler among DBs as a senior and second as a junior...picked off a fourth quarter Michigan State pass that set up the winning TD in a Miami 25-22 victory (9-25-82).

PERSONAL: Single...a Recreation Therapy major at Miami, who plans to complete degree during pro offseasons...attended Sebring (FL) High where he earned All-Conference Honors in three sports — football, basketball and track...is the oldest in a family of five children...hobbies include camping, fishing and playing the drums...played for three seasons on the same Hurricane squad with Patriots' NT Lester Williams and FS Fred Marion.

GAMES PLAYED/STARTED: 1983-16/16.

Year	G	DEFENSIVE STATISTICS			QB Press.	Fum. Rec.	Pass Def.
		Tackles Solo	Assists	Sacks			
1983	16	45	28	—	—	1	26

OTHER STATS: Blocked a PAT attempt vs. NY Jets 9-18-83.



FRED MARION 31

FS 6-2 191

MIAMI (FL) 3rd year

DOB: 8-2-59 at Gainesville, FL

HOW ACQUIRED: D-5, 1982

PRO: Fred is a great open field tackler who has a keen sense for the ball...he was the Nickel back and a regular on special teams in '83...was in on 27 total tackles, had one pass deflection and recorded two interceptions in '83...first interception as a pro came in Patriots' 21-7 win over Buffalo (11-6-83) when he grabbed a Joe Ferguson aerial...chalked up his second steal three weeks later at the NY Jets (11-27)...a big contributor on special teams...recorded seven tackles, four assists, two pass deflections and one fumble recovery during his rookie campaign...a tough competitor, Fred will continue to press for a starting spot in the Patriots' defensive backfield in the future...both he and teammate NT Lester Williams were consensus All-America picks from Miami (FL) in '82.

COLLEGE: Led the Hurricanes in interceptions in '80 and '81 on way to setting school record for career pickoffs (16)...recorded 237 career tackles...also returned 62 punts for 392 yards...turned in stellar performance in nationally televised 17-14 victory over top ranked Penn State senior year...had ten tackles and two interceptions in that game...intercepted two passes in '82 Hula Bowl and one in '82 Senior Bowl...played in '82 Olympia Gold Bowl.


PERSONAL: Married (Anne)...father of one daughter, Monica Nicole (2)...is working to complete a degree in Business Management during pro offseasons...older brother Frank plays LB for the NY Giants...lists outdoor sports including horseback riding and fishing among his favorite hobbies...was North Florida Defensive Lineman-of-the-Year in '75 and played DB and LB at Bucholz High School in Gainesville, FL.

GAMES PLAYED/STARTED: 1982-9/0, 1983-16/0, Total: 25/0.

Year	G	DEFENSIVE STATISTICS			QB Press.	Fum. Rec.	Pass Def.
		Tackles Solo	Assists	Sacks			
1982	9	7	4	—	—	1	2
1983	16	21	6	—	—	—	—
Totals	25	28	10	—	—	1	2

INTERCEPTIONS

Year	G	No.	Yds.	Avg.	LG	TD
1982	9	0	—	—	—	—
1983	16	2	4	2.0	4	0
Totals	25	2	4	2.0	4	0



LARRY MCGREW 50

OLB 6-5 233
 USC 4th year
 DOB: 7-23-57 at Berkeley, CA
 HOW ACQUIRED: D-2, 1980

PRO: Ron Meyer says Larry is our "third" starting outside linebacker...he saw action in all 16 games in '83 with five starts...he was a regular in Nickel formations and participated on special teams in '83...one of the better athletes on the team, Meyer says, "Larry provides us with great pass coverage ability and is also a strong outside pass rusher"...recorded two sacks, three QB pressures and five pass deflections in '83...chalked up his first pro interception in Patriots' 21-7 win over Buffalo (11-6-83)...had a big day in the snow in Patriots 7-0 victory over New Orleans (12-4-83) when he was in on seven tackles and forced one fumble...also halted a potential New Orleans' scoring drive when he recovered a Lindsay Scott fumble on the Patriots' 32 yardline...was in on ten tackles and recorded one QB sack and one pass deflection in Patriots' 23-13 win over the NY Jets (9-18-83)...one of three new starting LB's in '82, he made an immediate impact on the team's defensive performance finishing tied as the team's fourth ranked tackler with 24 stops and 48 assists...missed the final game of the '82 season with an ankle sprain, but returned to play in the playoff loss at Miami (1-8-83)...recorded 1½ QB sacks and eight QB pressures in '82...spent the entire 1981 season on injured reserve with a knee injury suffered in training camp...was a regular on special teams in '80 and saw limited action at LB in a back-up role...suffered a right elbow injury at Miami during his rookie campaign and was placed on injured reserve on 12-19-80 for the remainder of the season...was in on 23 total tackles and had one QB sack and one pass deflection in first pro campaign...considered by the Patriots to be one of the top linebacking prospects in the 1980 draft, Larry was the 45th player chosen overall and the sixth linebacker taken.

COLLEGE: USC coaches voted him as defensive MVP in '79...made 138 tackles in three years...started in two Rose Bowl games, made six tackles in 17-10 win over Michigan in '79 and five tackles in 17-16 win over Ohio State in '80...career high of 10 tackles came against Notre Dame as a junior...played in '80 Japan Bowl...spent frosh year at Contra Costa Junior College.

PERSONAL: Married (Elaine) and father of one son, Lawrence (3)...graduated in Spring, 1980 with a degree in Speech Communications...has graduate school aspirations in Business...enjoys basketball, bike riding and coaching Little League Baseball.


GAMES PLAYED/STARTED: 1980-11/0, 1981-On injured reserve for the entire season, 1982-8/8, 1983-16/5, Total: 35/13.

DEFENSIVE STATISTICS

Year	G	Tackles			QB Press.	Fum. Rec.	Pass Def.
		Solo	Assists	Sacks			
1980	11	17	6	1	—	—	1
1981	0	On injured reserve for entire season					
1982	8	24	48	1½	8	—	1
1983	16	24	48	2	3	1	5
Totals	35	65	102	4½	11	1	7

INTERCEPTIONS

Year	G	No.	Yds.	Avg.	LG	TD	
1980	11	0	—	—	—	—	
1981	0	On injured reserve for entire season					
1982	8	0	—	—	—	—	
1983	16	1	3	3.0	3	0	
Totals	35	1	3	3.0	3	0	



STEVE MOORE 67

OG/OT 6-4 285

TENNESSEE ST. 2nd year

DOB: 10-1-60 at Memphis, TN


HOW ACQUIRED: D-3b, 1983

PRO: Steve saw action on the offensive line in the 1983 preseason...he was active for all 16 regular season games and played in four on special teams...he is an exceptional athlete for his size...has the ability to play at either the OG or OT spots...his intensive offseason training and raw ability should enable him to become a contributing member of the team in the near future...was the second of two Patriots' third round draft choices in '83, he was selected with the San Diego Chargers' third round pick that was acquired in the Tim Fox trade of 1982...was the 14th offensive lineman taken in the '83 draft and the 80th player selected overall.

COLLEGE: Was a three-year starter at Tennessee St., played both OG and OT for the Tigers...anchored line tabbed "Brian's Heroes" (after QB Brian Ransom) which broke TSU's single-season passing mark with 3,100 yards in '81...also member of "Joe '747' Insurance Company" which protected QB Joe Adams who threw a NCAA career record 81 TDs (1977-80).

PERSONAL: Steve was married during the past offseason (Andrea)...spent the past offseason in the New England area working out and volunteering in a number of youth programs...comes from a family of seven children...enjoys racketball and fishing.

GAMES PLAYED/STARTED: 1983-4/0.



STANLEY MORGAN 86

WR 5-11 181

TENNESSEE 8th year

DOB: 2-17-55 at Easley, SC

HOW ACQUIRED: D-1b, 1977

PRO BOWL: 1980, 1981

PRO: Already a team record holder in many receiving categories, Stanley became the Patriots' all-time leading reception yardage leader last year...in the process of catching a single season club record 58 passes, Stanley amassed 863 receiving yards in 1983 to raise his career total to 5,732 yards...that mark bettered the previous club record of 5,001 set by Jim Colclough during his Patriots' career from 1960-68...in catching 58 passes, Stanley broke Reggie Rucker's old club record of 53 receptions set in 1973...Stanley set the yardage on a 20-yard reception at Pittsburgh (9-25) and caught his club record 54th pass against the Rams in Anaheim (12-11)...in seven seasons of play, Stanley has caught 274 passes to rank behind only club leader Gino Cappelletti (292) and Jim Colclough (283)...Stanley needs only ten more receptions to pass Colclough and 19 more catches to pass Cappelletti for another club receiving record...with 37 career TD receptions, he also ranks behind only Cappelletti (42) and Colclough (39) on that Patriots' all-time list...he has started every game over the past two seasons and has missed only three games out of a possible 103 contests during his seven pro seasons...in the season opener against the Colts (9-4), Stanley made his first reception of the year pay off as he hauled in a Steve Grogan aerial and raced for a 50-yard TD...in the Patriots' rematch with the Colts in Baltimore on 10-9, Stanley caught a personal career single game high of nine receptions...in doing so, he rang up 136 yards against the Colts, marking the 19th time he has gone over the 100-yard receiving mark in a game, which is another club record he holds...with 863 yards in 1983, Stanley led the Patriots in receiving for the fourth straight year...he also holds a unique NFL mark in that he is the only player to have averaged over 20.0 yards per catch in each of the six seasons from 1977-82...over the last five weeks of the '82 season, Stanley had four games in which he had 100 or more yards receiving...in a loss to Pittsburgh (12-26), he grabbed a 75-yard TD pass from Matt Cavanaugh, the longest of the year in the AFC, and had a total of four catches on the day for 127 yards...unfortunately, he had a 71-yard TD reception called back on a holding penalty away from the play

and an apparent 33-yard TD reception was ruled no good on a contested call that he was over the end line...had those two TDs been good, he would have had 231 yards on the day...in six games played against the Baltimore Colts from 1978-80, Stanley riddled the Colts for 21 receptions, 507 yards, a 24.1 reception average and five TDs (75, 62, 56, 27 and 25 yards)...has started in 84 of a possible 87 games in his six year career...when he missed the opening game with a knee injury in 1981, it marked the end of a 62-game consecutive starting streak that began in his rookie year (1977)...Stanley ranks third in club history in career receiving TDs with 35, behind only Cappelletti (42) and Colclough (39)...he also holds the club mark for best career reception yardage average (22.5 yards)...Stanley ranks second to only Mike Haynes (111-1, 159-10.44) on the club's all-time career punt return chart with 960 yards and a 10.43 average on 92 returns...in the first four games of 1980, Stanley had five TD receptions, including two (68 and 40 yards) at Seattle (9-21-80) and the game winner (45 yards) the following week against Denver (9-29)...his longest reception of '80 was a 71-yarder at San Francisco (11-30) that set up a TD...although he missed a Pro Bowl berth following the past two seasons, he played in the Pro Bowl following the 1979 and 1980 seasons, scoring the AFC's lone TD in a 21-7 loss to the NFC in his most recent Pro Bowl visit...in only his third pro campaign, he joined Harold Jackson (1,013 yards) in becoming the first Patriot to cross the 1,000-yard receiving plateau in a season when he had 1,002 yards on 44 reception in 1979...his 12 receiving TDs that year led the league as did his 22.8 reception yard average...in a 50-21 thumping of Baltimore at Foxboro (11-18-79), Stanley returned a punt 80 yards for a TD, marking only the third time in club history that a punt was returned for a TD...his total TD production (13) in 1979 tied Steve Grogan's club mark of 13 set in 1976...in his second pro season (1978), he led the team with 820 yards receiving and was the team's top punt returner with 335 yards and 10.5-yard average on 32 returns...as a rookie, he returned in a stellar performance with 21 receptions (second on the club), the club's top reception average (21.1) and top punt return performance (16 for 220 yards and a 13.8 avg.)...his 13.8-yard punt return average was second best in the AFC that year...was named to the PFW all-rookie team and was tabbed as Rookie-of-the-Year by the Patriots' 1776 Fan Club...the 25th player overall and the first wide receiver taken in the 1977 NFL draft, Stanley joined CB Ray Clayborn (16th player taken) as one of two Patriot first round choices that year.

COLLEGE: Received countless awards after four year career with the Vols...played three different positions — WR, RB and WB...accounted for 4,713 yards while a collegian, averaging 9.2 yards every time he touched the ball.

PERSONAL: Married (Rhoedia)...father of two daughters, Sanitra Nikole (8) and Monique (3)...received a B.S. in Education from Tennessee in 1979...spent four offseasons working for Industrial National (Fleet) Bank in Providence, RI...spent the most recent offseason in his new home in Memphis.

GAMES PLAYED/STARTED: 1977-14/14, 1978-16/16, 1979-16/16, 1980-16/16, 1981-13/13, 1982-9/9. (Started 62 consecutive games in first four years of career before missing first two games of 1981 with a left knee sprain), 1983-16/16, Total: 100/100.

Year	G	RECEIVING					PUNT RETURNS					
		No.	Yds.	Avg.	LG	TD	No.	FC	Yds.	Avg.	LG	TD
1977	14	21	443	21.3	64t	3	16	2	220	13.8	53	0
1978	16	34	820	24.1	75t	5	32	5	335	10.5	48	0
1979	16	44	1002	22.8*	63t	12*#	29	21	289	10.0	80t	1
1980	16	45	991	22.0	71	6	0	—	—	—	—	—
1981	13	44	1029#	23.4*#	76t	6	15	4	116	7.7	26	0
1982	9	28	584	20.9	75t	3	0	—	—	—	—	—
1983	16	58#	863	14.9	50t	2	0	—	—	—	—	—
Totals	100	274	5732#	20.9#	76t	37	92	32	960	10.4	80t	1

*NFL Leader

#Club Record

Single Game Career Highs

Most Receptions—9 at Baltimore 10-9-83

7 (Twice) at Chicago 12-25-82

and vs. Buffalo 1-2-83

Most Yds. Receiving—182 vs. Miami 11-8-81

Longest Reception—76 (TD) vs. Miami 11-8-81

Most TD Receptions—2 (Seven times) vs. NY Jets 9-9-79. at Baltimore 10-28-79.

at Buffalo 11-4-79, at NY Jets 12-9-79, at Seattle

9-21-80, vs. Houston 10-18-81 and

vs. Houston 11-28-82


(Statistics on following page)

100 Yard Receiving Games

1978—vs. Baltimore (9-18) 3-125-1 (62t)
vs. Phil. (10-8) 3-104-1 (58t)
at Baltimore (11-26) 5-170-1 (75t)
1979—vs. NY Jets (9-9) 3-102-2
at Baltimore (10-28) 5-151-2 (56t)
at Buffalo (11-4) 5-158-2 (63t)
at Miami (11-29) 5-124-1 (38t)
at NY Jets (12-9) 6-129-2 (48t)

1980—vs. Cleveland (9-7) 3-102-1 (67t)
at Seattle (9-21) 2-108-2 (68t)
at San Francisco (11-30) 4-142-0 (71)
1981—vs. Kansas City (10-4) 4-118-1 (66t)
vs. Miami (11-8) 5-182-1 (76t)
at Buffalo (11-22) 3-141-1 (65)
1982—vs. Houston (11-28) 5-122-2 (62t)
at Chicago (12-5) 7-130-0 (40)
at Pittsburgh (12-26) 4-127-1 (75t)
vs. Buffalo (1-2-83) 7-141-0 (45)
1983—at Baltimore (10-9) 9-136-0 (22)

OTHER STATS: Rushing: 1977-one for 10 yds., 1978-two for 11 yds., 1979-seven for 39 yds., 1980-four for 36 yds., 1981-two for 21 yds., 1982-two for three yds, 1983-one for 13 yds. Kickoff Returns: 1979-one for 12 yds. Fumbles: 1978-6, 1979-1, 1981-2, 1983-5. Fumble Recoveries: 1980-1, 1981-2, 1983-2 (one for +20 yds. vs. Cleveland 11-20).



STEVE NELSON 57

ILB 6-2 230
NORTH DAKOTA STATE 11th year
DOB: 4-26-51 at Farmington, MN
HOW ACQUIRED: D-2b, 1974
PRO BOWL: 1981

PRO: The nucleus on the Patriots' defense for many of his ten pro seasons, Steve is respected as one of the top inside linebackers in the NFL...he suffered a broken right thumb in Pittsburgh on 9-25 and was lost for eight games, but made a major impact in the eight games that he did play...in only eight games, he accumulated 98 total tackles, sixth best on the squad, for an average of 12.25 total tackles a game...during the five season period from 1978-82, he played in 53 of a possible 57 games while averaging 11.1 total tackles per game...he also was the team's top tackler in every season except 1981 during that time frame...prior to breaking his thumb in the Steeler game (9-25), he set up the Patriots' first score of the day by grabbing his 14th career interception...after making the steal and falling to the ground, he flipped the ball to LB Clayton Weishuhn who galloped 27 yards for a TD...Steve now is tied for the 11th spot on the Patriots' career interceptions list with both Rick Sanford and Roland James...his two busiest days of the 1982 season came against the Jets (9-19) when he had 22 total tackles and against Houston when he recorded six initial hits, ten assists and three QB pressures...separating his shoulder in the fourth game of 1981, he spent the next four games on injured reserve before returning to start every game...as a result, he lost a chance for the team tackle title, finishing fourth with 62 tackles and 64 assists...he earned his only Pro Bowl berth by topping the Patriots with 186 total tackles, in 1980...he was also named team MVP for the second time in his career (also in 1975)...in the fifth game of 1980, he blocked a FG attempt against the Jets (10-5) that was returned 65 yards by Mike Haynes for a TD...he had three interceptions in '80 that setup two scores and prevented another...against Miami (10-12-80) he stole one pass to setup a Patriot TD and repeated that feat against LA (11-16-80)...in a 47-21 romp over Baltimore (11-23-80), he intercepted a Bert Jones' pass at the five-yard line to prevent a Colt score...always around the ball, "Nellie" had ten initial hits and seven assists at Seattle (9-21) and ten initial hits and eight assists against LA (11-16)...the Patriots' leading tackler in 1979 with 134 stops, he greatly outdistanced Tim Fox (70) who finished as runnerup on the Patriots' tackle chart...he preserved a Patriot 27-21 win over San Diego (9-23-79) when he intercepted a Dan Fouts pass at the goalline with just 1:30 remaining to be played...after making 33 tackles in the first four games of 1979, he suffered a concussion vs. Green Bay (10-1) that seemingly ended his activity for the year, but he returned two weeks later to start the last ten games of the year, averaging nine tackles per game...he also added two sacks in 1979...his team leading 115 tackles and four fumble recoveries earned him second team AP all-pro honors in 1978...started first 14 games of the year but knee injury vs. Dallas (12-3) sidelined him for final two games of '78 campaign...1977 was a banner year as he had 134 tackles and 4½ sacks, while earning all-pro honors with the *NY POST* and Unsung Hero Award with 1776 Fan Club...started first ten games of 1976, but a dislocated kneecap suffered vs. Baltimore (11-14) held him out of last four games...returned to play in playoff game vs. Oakland...led team with 157 tackles while starting every game of '75...the 34th player taken in the 1974 draft, Nellie was the second of two Patriot second round choices, the other being OG Steve Corbett of Boston College...starting 11 games as a rookie, he was named as the Patriots' MVP and was the NEA Third Down Award recipient.

COLLEGE: Played his college ball at North Dakota State under then head coach Ron Erhardt...played both OLB and DE...served as team captain in 1973 and was team MVP in both '72 and '73.

PERSONAL: Married (Maria) father of four daughters, Cam (8), Casey (6), Caitlin (4) and Kelli (2)...selected as Patriots' recipient of the Miller Man-of-the-Year Award in both 1980 and 1981...presented with the Hyde Park Sportsman-of-the-Year Award this past winter for his efforts on the field and in the community...has spearheaded a continuing effort to raise funds for the Wrentham State School, a home for mentally handicapped children and adults...serving as co-chairman of a celebrity golf tournament to benefit the school over the past five years, his efforts have helped raise over \$185,000 for the school's needs...enjoys outdoor activities including woodcutting, fishing and watching birds...would like to pursue a football coaching career after his playing career is over.


GAMES PLAYED/STARTED: 1974-11/9, 1975-14/14, 1976-10/10, 1977-13/13, 1978-14/14, 1979-15/15, 1980-16/16, 1981-12/12, 1982-9/9, 1983-8/7 (Placed on injured reserve 9-2 through 11-25), Total: 122/119.

DEFENSIVE STATISTICS

Year	G	Tackles			QB	Fum.	Pass
		Solo	Assists	Sacks	Press.	Rec.	Def.
1974	11	58	21	—	NA	1	1
1975	14	118	39	2	NA	—	6
1976	10	57	34	1	NA	4	2
1977	13	94	40	4½	NA	1	1
1978	14	75	40	1	NA	4	2
1979	15	85	50	2	5	1	4
1980	16	116	70	—	2	1	5
1981	12	62	64	—	—	—	4
1982	9	45	85	—	3	—	1
1983	8	30	68	1	1	1	1
Totals	122	740	511	11½	11	13	27

INTERCEPTIONS

Year	G	No.	Yds.	Avg.	LG	TD
1974	11	—	—	—	—	—
1975	14	2	8	4.0	4	0
1976	10	2	32	16.0	34	0
1977	13	—	—	—	—	—
1978	14	5	104	20.8	37	0
1979	15	1	18	18.0	18	0
1980	16	3	37	12.3	33	0
1981	12	—	—	—	—	—
1982	9	—	—	—	—	—
1983	8	1	6	6.0	6	0
Totals	122	14	205	14.6	37	0



DENNIS OWENS 98

NT 6-1 258

N. CAROLINA ST. 3rd year

DOB: 2-24-60 at Clinton, NC

HOW ACQUIRED: FA, 1982

PRO: Dennis earned the starting NT role in the Patriots' 1983 training camp...he played in all 16 games in '83 with 14 starts...was in on 49 tackles, recorded four QB sacks, two QB pressures and recovered one fumble in starting role last season...had a big day in the Patriots' 37-21 win over San Diego (10-16-83) when he was in on five tackles and recorded one QB sack...controlled the line of scrimmage and was in on seven tackles on a snow-covered Sullivan Stadium field in Patriots' 7-0 victory over New Orleans (12-4-83)...may have been the team's biggest surprise in '82 in that he was the only rookie free agent to make the team...was signed as a free agent on 5-13-82 and enjoyed a fine training camp that earned him a roster spot...during his rookie campaign he backed up starting NT Lester Williams and played DT in four-man pass rush defenses...an avid weight trainer, he gained 20 lbs. after his senior year at North Carolina St.


COLLEGE: Played both right DT and MG during his tenure at N.C. State...recorded three QB sacks as a junior...ran a 4.8 40-yard dash as a senior.

PERSONAL: Dennis was married during the past offseason (Debbie)...a Recreation Resources major at N.C. State, who is working to complete degree during pro offseasons...lists photography, hunting and fishing as his favorite pastimes...played football at Clinton High School in Clinton, NC, where he was an Honorable Mention All-America pick.

GAMES PLAYED STARTED: 1982-9/0, 1983-16/14, Total: 25/14.

DEFENSIVE STATISTICS

Year	G	Tackles			Sacks	QB Press.	Fum. Rec.	Pass Def.
		Solo	Assists					
1982	9	2	2	—	4	1	—	
1983	16	21	28	4	2	1	—	
Totals	25	23	30	4	6	2	—	



GEORGE PEOPLES 35

RB 6-0 215
 AUBURN 3rd year
 DOB: 8-25-60 at Tampa, FL
 HOW ACQUIRED: W-Dal, 1983

PRO: George was acquired on waivers from the Dallas Cowboys on 8-31-83...he played in all 16 games in '83 on special teams...is a tough competitor on special teams and has the potential to contribute to the offensive attack...was in on nine tackles in '83...originally the first of two Cowboys' eighth round draft choices in 1982, he played in eight regular season contests while with the Cowboys in '82...while playing for Dallas during the '82 preseason, he turned a short pass from QB Gary Hogeboom into a 79-yard TD vs. the Patriots at Texas Stadium (8-28-82).


COLLEGE: A two-year starter used primarily as a blocking back while at Auburn...rushed for 1,085 yards and three TDs on 239 carries during his collegiate career, including 443 yards as a junior and 442 as a senior...recorded a 63-yard TD run against Alabama on national television in 1981.

PERSONAL: Married (Regina Leonia)...is the father of one daughter, Bertia (3)...coached track for the Atlanta Flying Tigers (coed team) during past off-season...enjoys fishing, hunting and travelling throughout the southeast.

GAMES PLAYED/STARTED: 1982-8/0, 1983-16/0, Total: 24/0.

Year	G	RUSHING					RECEIVING				
		No.	Yds.	Avg.	LG	TD	No.	Yds.	Avg.	LG	TD
1982	8	7	22	3.1	7	0	0	—	—	—	—
1983	16	0	—	—	—	—	0	—	—	—	—
Totals	24	7	22	3.1	7	0	0	—	—	—	—

OTHER STATS: Fumble Recoveries: 1982-1, 1983-1.



DERRICK RAMSEY 88

TE 6-5 235
 KENTUCKY 7th year
 DOB: 12-23-56 at Hastings, FL
 HOW ACQUIRED: T-LA Raid., 1983

PRO: Derrick was acquired in the second week of the '83 season (9-13) in a trade that sent seventh year TE Don Hasselbeck to the LA Raiders...Derrick played in the first two regular season games of '83 with the Raiders before travelling to the Patriots where he played in 14 games with seven starts...a gifted TE with size, speed and strength...a good blocker, he and TE Lin Dawson helped pave the way in double TE formations as the Patriots' offense finished third in the AFC (fifth in the league) in rushing...a talented receiver, Derrick finished as the team's third leading receiver with 24 receptions for 335 yards and six TDs...averaged 14.0 yards per reception...also finished second on the Patriots' scoring list in '83 with 36 points on six TD receptions...in only his second game as a Patriot, Derrick had

two receptions for 35 yards including a 4-yard go-ahead TD grab in Patriots' 28-23 win over the Pittsburgh Steelers (9-25)...opened the Patriots' scoring in their 31-0 shutout victory over the Bills (10-23), when he took a 35-yard Steve Grogan pass in for the score...also scored on a two-yard pass from Grogan that same game...had three receptions for 41 yards and two TDs on the day...longest reception of the '83 season was a 39-yarder at Baltimore (10-9)...had a big day at Seattle (12-18), when he hauled in three passes for 52 yards including a 33-yard scoring strike...appeared in every game (64 consecutive) while with the Raiders since 1978...was the leading Raider receiver in 1981 with 52 receptions for 674 yards and four TDs...first 100-yard receiving day as a pro was a four reception, 122-yard effort vs. the Chargers in '81...recorded the longest reception of his career that day, a 66-yard TD...set a career high seven receptions vs. Miami (10-31-82)...made the transition to pro TE from a college QB.


COLLEGE: Played four years on the varsity squad...played QB his final two seasons after playing TE as a sophomore...ran for 618 yards and 13 TDs and passed for 892 yards as a senior...also played on an outstanding University of Kentucky basketball team for two seasons.

PERSONAL: Single...born in Hastings, FL where he attended Hastings High School for two years, playing basketball and football...transferred to Camden, NJ High where he starred in both football as a quarterback and basketball as a forward...spent past offseason in Oakland, CA area.

GAMES PLAYED/STARTED: 1978-16/0, 1979-16/0, 1980-16/0, 1981-16/2, 1982-9/0, 1983-16/7 (Raiders 2, Patriots 14), Total: 89/19.

Year	G	No.	RECEIVING			LG	TD
			Yds.	Avg.			
1978	16	0	—	—	—	—	
1979	16	13	161	12.4	40	3	
1980	16	5	117	23.4	58	0	
1981	16	52	674	13.0	66	4	
1982	9	0	—	—	—	—	
1983	16	24	335	14.0	39	6	
Totals	89	94	1287	13.7	66	13	

OTHER STATS: Kickoff Returns: 1978-seven for 125 yds., 1980-one for ten yds. Fumble Recoveries: 1980-1, 1981-1.



JOHNNY REMBERT 52

LB 6-3 234
 CLEMSON 2nd year
 DOB: 1-19-61 at Hollandale, MS
 HOW ACQUIRED: D-4, 1983

PRO: Johnny enjoyed a fine rookie campaign as he made a big impact on the Patriots' defense in '83...he filled in for the injured Steve Nelson making eight starts while playing in 15 games...finished the year as the team's fourth leading tackler with 110 total stops...also recorded two QB sacks, four caused fumbles, four pass deflections and recovered one fumble on the year...regarded as one of the team's hardest hitters, Johnny is also an exceptional special teams performer...had ten or more total tackles in six of 15 games played in '83...turned in a stellar performance in starting role vs. San Francisco (10-2) when he was in on 15 tackles, had one QB sack and one pass deflection...head coach Ron Meyer says, "with Johnny we feel as if we have three starting inside linebackers"...showed his pass coverage ability in Patriots' 21-7 victory over the Bills (11-6) when he deflected three passes...also had three tackles and eight assists that same game...missed game at Buffalo (10-23) due to a shoulder injury, but returned to action the following week.


COLLEGE: Johnny was the second leading tackler for the Tigers behind All-America FS Terry Kinard (1st round choice of the NY Giants) in '82...entered Clemson as a Junior College All-America from Cowley County Community College in Arkansas City, KS...while at Clemson he was in on 86 tackles, broke up eight passes, recorded one sack and intercepted eight passes for 142 yards and two TDs...also recorded one TD junior year vs. South Carolina when he alertly pounced on a blocked punt in the end zone...for his outstanding efforts he was twice named the ACC Defensive Lineman-of-the-Week during his senior campaign...vs. Duke, he recorded 10 tackles and returned an interception 43 yards for a TD...vs.

North Carolina, he had eight tackles and one tackle for a loss...started in nine of ten games last fall.

PERSONAL: Single...a Recreation and Parks Administration major, who plans to complete degree during pro offseasons...lists dancing and listening to music among his favorite pastimes...comes from a family of eleven children...was a Florida prep All-Star at DeSoto High School.

GAMES PLAYED/STARTED: 1983-15/8.

Year	G	DEFENSIVE STATISTICS			QB Press.	Fum. Rec.	Pass Def.
		Tackles Solo	Assists	Sacks			
1983	15	49	61	2	—	1	4



ED REYNOLDS 95

LB 6-5 230
 VIRGINIA 2nd year
 DOB: 9-23-61 at Stuttgart, Germany
 HOW ACQUIRED: FA, 1983


PRO: Ed was originally signed by the Patriots as a rookie free agent on 5-10-83...he played in all four '83 preseason contests recording six total tackles and one QB sack...was waived on 8-29-83 on the final roster reduction to 49 active players...was re-signed on 9-28-83 when LB Brian Ingram was lost for the season after suffering a knee injury in the fourth game...Ed played in 14 regular season games and was a big contributor on special teams...recovered one fumble in Patriots' 21-7 win over the Rams (12-11).

COLLEGE: Was a four-year letterman for the Cavaliers...played as a down defensive lineman in 4-3 scheme while at Virginia...played both in as a tackle and outside as a defensive end.

PERSONAL: Single...graduated from Virginia with a degree in Elementary Education...enjoys working with children...earned seven letters at Drewry Mason (VA) High School in football, basketball and track...was prep honorable mention All-State, All-Piedmont and All-Region...comes from a family of six children...Ed was born in Stuttgart, Germany.

GAMES PLAYED/STARTED: 1983: 12/0.

Year	G	DEFENSIVE STATISTICS			QB Press.	Fum. Rec.	Pass Def.
		Tackles Solo	Assists	Sacks			
1983	12	1	6	—	—	1	—



DOUG ROGERS 65

DE 6-5 270
 STANFORD 3rd year
 DOB: 6-23-60 at Bakersfield, CA
 HOW ACQUIRED: W-Atl., 1983

PRO: Doug was claimed on waivers on 9-14-83 to help shore up a injury riddled defensive line...saw spot duty on the defense and was a special teams contributor in ten games played with the Patriots...had a big day in Patriots' 28-23 win over the Steelers when he assisted on a Cliff Stoudt sack on the Steelers' final drive of the game to help halt a potential game winning drive...was in on two tackles that same game...played in all 16 games with Atlanta in '82 in a back-up role and on special teams...a dedicated weight trainer, Doug has gained ten lbs. through training during the past offseason...was originally the Falcons' second round draft choice in '82.


COLLEGE: Started all four years at Stanford, playing nose tackle his first two seasons...was an All-Pac 10 and All-West Coast second team selection senior year...played well in senior post-season games (Blue-Gray, East-West Shrine and Senior Bowl).

PERSONAL: Single...“Buck” spends much of his extra time in and out of the season doing Missionary work and public speaking for the Mormon Church...is a graduate of Highland High School in Bakersfield, CA where he was an outstanding baseball pitcher, recording 14 wins in one season for All-City honors...enjoys softball, fishing and back packing...spent past offseason in Bakersfield, CA area.

GAMES PLAYED/STARTED: 1982-9/0, 1983-12/0 (Atlanta 2, Patriots 10).

DEFENSIVE STATISTICS

Year	G	Tackles		Sacks	QB Press.	Fum. Rec.	Pass Def.
		Solo	Assists				
1982	16	4	3	2	—	—	—
1983	11	2	8	1½	1	—	—
Totals	27	6	11	3½	1	—	—



RICK SANFORD 25

FS 6-1 192
 SOUTH CAROLINA 6th year
 DOB: 1-9-57 at Rock Hill, SC
 HOW ACQUIRED: D-1, 1979

PRO: Moving from strong to free safety at the start of the 1982 season, Rick has quickly become one of the most effective players at his post in the league...he grabbed seven interceptions in 1983 to rank third in the league and raised his career total to 14, tying Roland James and Steve Nelson for the 11th spot on the Patriots' all-time interception list...in wins over Pittsburgh (9-25) and Buffalo (11-6), he recorded two interceptions in both games...Rick also had a banner day in the Patriots' 37-21 win over San Diego (10-16)...he intercepted one Dan Fouts' pass and recovered a James Brooks' fumble that he returned 26 yards to the Charger one yard line to set up the go-ahead Patriots' TD...not only was Rick productive in the interception department, he also finished third on the team tackle chart with 42 initial hits and 90 assists...starting at free safety for his first season in 1982, Rick turned in 51 total tackles, two interceptions, two pass deflections and one fumble recovery...at Chicago (12-5-82), he picked off a Jim McMahon pass at his own one, and raced 99 yards for a club record interception return for a TD...that effort was also the longest of the year in the NFL and the fourth longest in league history...he also added one other interception in a 16-0 win at Seattle (12-19-82)...in 1981, he had a team high three fumble recoveries and recorded 45 initial hits and 38 assists while starting in 14 games at strong safety...before Mike Haynes ended his contract holdout, Rick started the first four games of 1980 in his place at RCB...after playing the next six games as the Patriots' fifth back, he won the starting role at SS for the final six games...while shifting around the secondary, he turned in 45 initial hits and six assists...against Baltimore (11-23-80) he returned a fumbled kickoff return for 22 yards and six points...only one year earlier (11-18-79) against the same team, he became the first Patriot in ten years (Roland Moss vs. Buffalo, 11-14-71), to take a blocked punt back for a TD...he accomplished the feat by blocking Bucky Dilt's punt and rambling eight yards for the score...had a sack on a safety blitz vs. Baltimore (11-23-80)...as the 25th player taken in the '79 draft, he found himself shoring up the injured Patriots' secondary in making four starts...he started one game in place of the injured Haynes at RCB while starting three more at SS...he was the Patriots' second leading KO returner in 1979 behind fellow rookie Allan Clark, returning 10 kickoffs for 179 yards...in the Patriots' 26-6 win at Buffalo (11-4-79), Rick took a lateral from Rod Shoate after Shoate intercepted a Joe Ferguson pass and he returned it 27 yards to help set up the Patriots' go ahead FG...in the Patriots-Bills rematch (11-25-79), he recorded his first pro interception, returning the stolen aerial 12 yards...on the year, he had 28 tackles.

COLLEGE: Rick had been the highest NFL draft pick in school history since Alex Hawkins (2nd round-1959) until George Rogers was the first player taken in the 1981 NFL Draft...was the top DB taken in 1979 draft...a consensus All-America, he was a three-year starter for the Gamecocks, and turned in 112 career tackles...had nine career interceptions for 112 yards.

PERSONAL: Married (Sherri)...became a first-time father when his daughter Jaclyn was born in May, 1984...is the Patriots—United Way spokesman for 1984 as part of the NFL—United Way Public Service Announcement Program...received a B.S. in Physical Education from So. Carolina in 1980...has also completed some degree work there for a Masters in Education...a versatile athlete, he enjoys racquetball, tennis, basketball and golf...one of the more active Patriots in the Special Olympics program, he served as Chairman of that charity's Deduct-A-Ski fund-

raising effort...was S. Carolina H.S. Athlete-of-the-Year in 1975...until he turned pro, Rick's parents never missed one of his athletic contests...they still travel from Rock Hill, SC to see three or four Patriot home games per season.

GAMES PLAYED/STARTED: 1979-16/4, 1980-16/10, 1981-16/14, 1982-9/9, 1983-16/16, Total: 73/53.

DEFENSIVE STATISTICS

Year	G	Tackles			Sacks	QB Press.	Fum. Rec.	Pass Def.
		Solo	Assists					
1979	16	21	14	—	—	2	2	
1980	16	45	6	1	—	2*	5	
1981	16	45	37	—	1	3	1	
1982	9	23	28	—	—	1	2	
1983	16	42	90	—	—	1	4	
Totals	73	176	175	1	1	9	14	

*Returned one for 22 yds. (TD) vs. Baltimore Colts 11-23-80.


INTERCEPTIONS

Year	G	No.	Yds.	Avg.	LG	TD
1979	16	1	39	39.0	12	0
1980	16	1	0	0.0	0	0
1981	16	3	28	9.3	21	0
1982	9	2	105	52.5	99t*#	1
1983	16	7	24	3.4	16	0
Totals	73	14	196	14.0	99t	1

*League Leader

#Club Record

OTHER STATS: Blocked Punts: 1979-one for eight yds. (TD) vs. Baltimore 11-18. Kickoff Returns: 1979-ten for 179 yds., 1981-four for 82 yds. Punt Returns: 1979-one for one yd, 1983-one for two yds.



KENNETH SIMS 77

DE 6-5 271

TEXAS 3rd year

DOB: 10-31-59 at Kosse, TX

HOW ACQUIRED: D-1a, 1982

PRO: Injuries hampered Ken's performance during the '83 season...in only five games played, he was able to show great ability and came up with some big plays...Ken suffered a fractured left fibula in the final preseason game at Tampa Bay and missed the first ten games of the season...he returned to action in the Patriots' 17-6 win over Miami (11-13) and recorded a big stop on the Patriots' goal line...was in on eight tackles and recorded another goal line stop at the NY Jets (11-27)...he missed the LA Rams game (12-11) with a back injury, but returned to action the following week at Seattle...Ken was the Patriots' most productive defensive lineman during his rookie campaign (1982), when he was the team's fourth rated tackler with 72 total tackles and tied for the team lead in QB sacks with 4½ for -32 yards...he also led the team in QB pressures with 13 and recorded one pass deflection and caused one fumble...Kenneth made a smooth transition from DT in a four-man front at Texas to DE in the Patriots' front three...he showed periods of excellent play and developed consistency during his first pro season...was in on seven tackles and recorded 2½ QB sacks in Patriots' 29-21 victory over Houston (11-28-82)...had a stellar performance in Patriots' 3-0 shutout victory vs. Miami (12-12-82)...in that game, he was in on 11 tackles and recorded one QB pressure...the following week, he was in on six tackles and recorded one QB sack, one QB pressure and caused one fumble as the Patriots' blanked the Seahawks 16-0 at the Kingdome (12-19-82).

COLLEGE: Everyone's top player available in the 1982 College draft, Kenneth was the first defensive linemen to be taken in the first round by the Patriots' since Phil Olsen of Utah State in 1970...in the first quarter vs. TCU (11-14-81), the Longhorns' ninth game of the year, he suffered a broken fibula and sprained ligaments in his right ankle and missed the balance of the '81 campaign...despite the injury, he averaged 120 tackles a season (12 per game) as a starter over his junior and senior years...as a reserve during his frosh and soph seasons, he had 30 and 51 tackles, in those years, respectively, and 31 sacks, 96 QB pressures, 15 caused fumbles and seven fumble recoveries...one of four team co-captains, he helped the Longhorns hand Ron Meyer's SMU squad their only loss of 1981,


by a 9-7 mark on 10-24...in that game he was responsible for 15 tackles and four sacks...was named to every All-America team, Lombardi trophy winner and was a runnerup in both the Heisman Trophy and Outland Trophy balloting senior year.

PERSONAL: Single...Ken continued to work on a degree in Education during the past offseason...also, he established the Kenneth Sims Endowed Presidential Scholarship for Women's Athletics at the University of Texas...the fund will provide annual scholarships for UT's nationally acclaimed Department of Intercollegiate Athletics for Women...he also bought a restaurant in the "Marco Polo" restaurant chain during the past offseason...hobbies include fishing and golf...is the youngest in a family of eight children...he was raised in Kosse, TX (pop. 484) and played at Groesbeck High School.

GAMES PLAYED/STARTED: 1982-9/9, 1983-5/2, Total: 14/11.

DEFENSIVE STATISTICS

Year	G	Tackles			Sacks	QB Press.	Fum. Rec.	Pass Def.
		Solo	Assists					
1982	9	26	46	4½	13	—	1	
1983	5	7	14	—	1	—	—	
Totals	14	33	60	4½	14	—	1	



RICKY SMITH 27

CB 6-0 182
 ALABAMA ST. 3rd year
 DOB: 7-20-60 at Quincy, FL
 HOW ACQUIRED: D-6, 1982

PRO: Very talented athletically, Ricky handled the Patriots' punt and kick return duties for the second straight year in '83...he finished fifth in the AFC in punt returns with a 10.5-yard average and eighth in the league...a snow and sleet covered Sullivan Stadium field did not stop Ricky when he took the opening kickoff back 53 yards to set up the only score of the day in the Patriots 7-0 victory over New Orleans (12-4-83)...recorded the longest punt return of his career vs. the Colts (on opening day, 9-4-83, when he broke loose for a 55-yarder that set up a Robert Weathers' nine-yard TD run...also returned one punt for 43 yards to set up a Patriots' field goal that same game...averaged 35.7 yards per punt return (three returns for 107 yards) on the day...returned three punts for 50 yards and a 16.7-yard average in Patriots' 31-0 victory at Buffalo (10-23-83)...returned four punts for 55 yards and a 13.8-yard average in the Patriots 21-7 win over the LA Rams (12-11-83)...saw spot duty at cornerback and was a regular on special teams in '83...Ricky returned all but four kickoffs during his rookie campaign, as the Patriots finished as the league champions with a 23.1 KOR average (28 returns, 646 yards)...his 23.6 KOR average (24 returns, 567 yards) ranked third in the AFC and sixth in the NFL...showed everyone he is capable of breaking the big return when he brought back a NY Jet kickoff 98 yards for a TD at Foxboro (9-19-82)...that return was the league's best in '82 and the longest of his career to date...his 8.7 punt return average (16 returns, 139 yards) ranked sixth in the AFC...Ricky saw spot duty in Nickel and Six back defensive alignments in '82...he picked off a Lynn Dickey pass and travelled 78 yards for a TD in the Patriots' 41-27 preseason victory over the Green Bay Packers (9-4-82)...Ron Meyer says, "Ricky has the potential to become a very successful cornerback in the NFL."

COLLEGE: A starter at FS as a senior, he was also the Hornets' punter...had seven career interceptions, including three as a senior...punted 221 times for 7,438 yards and a 33.7 career average...had his best season as a punter in '81 booting 52 punts for a 38.2 average with a long of 58 yards...was the NAIA National Indoor Long Jump Champ in '79 and '80...has a personal best leap of 25'3"...also played centerfield on the Alabama St. baseball team.

PERSONAL: Married (Chinetia)...became a father during the past offseason when his wife gave birth to Shandelyn LaCarla in April...graduated from Alabama State with a B.S. in Human Services and a minor in Health and Recreation...lists track and field, listening to music and playing the drums among his favorite pastimes...attended James A. Shanks High School in Quincy, FL.

GAMES PLAYED/STARTED: 1982-9/0, 1983-16/0, Total: 25/0.

DEFENSIVE STATISTICS

Year	G	Tackles			Sacks	QB	Fum.	Pass
		Solo	Assists	Press.		Rec.	Def.	
1982	9	6	3	—	—	2#	1	
1983	16	6	2	—	—	6#	—	
Totals	25	12	5	—	—	8#	1	

#Own recoveries.

KICKOFF RETURNS


Year	G	No.	Yds.	Avg.	LG	TD
1982	9	24	567	23.6	98t*	1
1983	16	42	916	21.8	53	0
Totals	25	66	1483	22.5	98t	1

PUNT RETURNS

No.	FC	Yds.	Avg.	LG	TD
16	8	139	8.7	19	0
38	12	398	10.5	55	0
54	20	537	9.9	55	0

*Longest in NFL

OTHER STATS: Fumbles: 1982-3, 1983-11.



STEPHEN STARRING 81

WR 5-10 172
 McNEESE STATE 2nd year
 DOB: 7-30-61 at Baton Rouge, LA
 HOW ACQUIRED: D-3a, 1983

PRO: In only his first year, Stephen made an immediate impact on the Patriots' offense...he finished his first pro season with 17 receptions for 389 yards while averaging an amazing 22.9 yards per reception with two TDs...started his rookie campaign in fine fashion when he took a Steve Grogan aerial 73 yards for a TD on opening day vs. the Colts (9-4)...the reception was his first in regular season play...three weeks later, he made his first pro start at Pittsburgh (9-25) and caught the game winner, grabbing a 20-yard out pass from QB Steve Grogan, eluding a tackler and racing 76 yards for a TD with just four minutes remaining on the clock...played in 15 games with three starts in '83...did not play at Baltimore (10-9) due to a hip pointer, but returned to action the following week...is an outstanding runner with blazing speed (4.3 sec. 40-yd.)...made a smooth transition from college QB to pro WR...the first of two Patriots' third round choices, Starring was the 74th player selected overall and the ninth WR taken in '83.


COLLEGE: Cowboys' starting QB for three seasons, Stephen was drafted by the Patriots as a WR...the Cowboys' all-time total offense leader with 4,989 yards...ranks as 2nd all-time leading passer at McNeese State...completed college career with 1,906 yards rushing on 551 carries while passing for 3,083 yards...finished senior year with 1,264 total offensive yards and eight TDs...was the nations' top rushing QB as a sophomore with 974 yards on 219 carries...set school single game rushing record as a sophomore vs. Arkansas St. (25-234-2 TD)...also threw for 93 yards (1 TD) for a total of 327 total offensive yards in that game...chosen Outstanding Offensive Player in '80 Liberty Bowl despite loss to Southern Mississippi...Southland Conference passing efficiency leader junior year (46.6%)...was the 1983 SLC outdoor high hurdle champion and NCAA Track and Field high hurdle All-America (indoor 1982).

PERSONAL: Single...completed a degree in Physical Education during past off-season at McNeese State...an accomplished high hurdler, Stephen holds the Cowboys' school record in the 110 HH (13.79 secs.)...individually accounted for 29 points in the 1983 Southland Conference Track and Field meet...in that competition he won the high hurdle competition and placed in the long jump (25' 5"), 200-meter (22.05 secs.) and in the triple jump (49' 1¾")...was a three-sport star (football, basketball and track) at Vinton (LA) High School.

GAMES PLAYED/STARTED: 1983-15/3.

Year	G	No.	Receiving	Avg.	LG	TD
			Yds.			
1983	15	17	389	22.9	76t	2

OTHER STATS: Fumbles: 1983-1.



MOSI TATUPU 30

FB 6-0 227
 USC 7th year
 DOB: 4-26-55 at Pago Pago,
 American Samoa
 HOW ACQUIRED: D-8b, 1978

PRO: Mosi is one of the Patriots' most popular and exciting players and has come of age over the last three seasons...entering his seventh pro campaign in 1984, Mosi has never missed a game while playing in all 89 games...Mosi won a team leading six game balls for his outstanding offensive and special teams play last year...the Patriots' second leading rusher with 578 yards and four TDs, Mosi had the NFL's top rushing average of 5.5 yards per tote...late in the season, he led the Patriots to important back-to-back victories over New Orleans and the LA Rams...despite a snow covered field, Mosi turned in the best rushing day of his career, gaining 128 yards on 21 carries as the Patriots blanked the Saints, 7-0 (12-4)...a week later in Anaheim, he tied a club record by rushing for three TDs in a 21-7 win over the Rams...over the past three seasons, Mosi has rushed for 947 yards on 174 carries and an incredible 5.44 rushing average...he made the second start of his career in the 1983 season finale at Seattle...when he wasn't pounding away yards on the ground, he was nailing opposing kick returners by turning in a total of 22 special teams tackles...in both 1981 and 1982, he turned in 14 special teams tackles...in 1982, he was the Patriots' third leading rusher with 168 yards on 30 carries to average 5.6 yards a carry...while everyone except he and Mark van Eeghen were slipping and sliding on a snow covered turf at Foxboro on 12-12-82, Mosi used his low center of gravity and bullish power to plow through the Dolphins for a 81 yards on 13 carries...in that 3-0 Patriot upset victory, Mosi even managed a 26-yard run despite almost impossible conditions...against Houston (10-18-81), he made his first pro start and ran six times for 64 yards, including a 43-yard jaunt in which he broke no less than seven tackles...when he isn't at the FB spot or a wing in motion on short yardage plays, Mosi is usually one of the first players covering a kick returner...in special teams play last year, he registered eight tackles and four assists while he chipped in 14 solo tackles the year before...was the Patriots' fifth leading rusher in '80 with 97 yds. on 33 carries...in a 21-17 loss at San Francisco (11-30-80), he scored both of the Patriots' TDs, the first two of his pro career...also scored at New Orleans in the final minutes to seal a 38-27 Patriot win...while a FB in the famous I formation offense at USC, then Head Coach Johnny Robinson called Mosi "the best blocking back at USC since Sam Cunningham"...had eight carries, including a 12-yarder, for 50 yards in Patriots 56-3 thrashing of the NY Jets on 9-9-79.


COLLEGE: Made four post-season bowl appearances while playing for the USC Trojans...recorded 1277 rushing yards and nine TDs on 223 career carries in addition to another 147 yards gained on 19 receptions while a collegian.

PERSONAL: Married (Linnea)...father of a daughter, Linnea Mosiula (5) and a son, Mosiula Mealofa (2)...spends offseason in San Diego where he is active in a variety of community affairs...he also opened a shaved ice store there called "The Snowin' Samoan's Hawaiian Style Shaved Ice Store"...one of three Patriots' nominees for the NFL-Miller Lite Man-of-the-Year in 1984, Mosi contributes plenty of time to fundraising events and other activities for the Wrentham State School for the Mentally Handicapped...Mosi has the unusual hobby of raising Pit Bull Terriers and once helped the Rhode Island ASPCA raise \$25,000 for a building campaign...the son of a former Samoan boxing champ, Mosi was raised in Hawaii and still ranks as one of the top schoolboy gridders in Hawaiian history.

GAMES PLAYED/STARTED: 1978-16/0, 1979-16/0, 1980-16/0, 1981-16/1, 1982-9/0, 1983-16/1, Total: 89/2.

Year	G	RUSHING					RECEIVING				
		No.	Yds.	Avg.	LG	TD	No.	Yds.	Avg.	LG	TD
1978	16	3	6	2.0	3	0	0	—	—	—	—
1979	16	23	71	3.1	12	0	2	9	4.5	5	0
1980	16	33	97	2.9	11	3	4	27	6.8	11	0
1981	16	38	201	5.3	43	2	12	132	11.0	41	1
1982	9	30	168	5.6	26	0	0	—	—	—	—
1983	16	106	578	5.5	55	4	10	97	9.7	17	1
Totals	89	233	1121	4.8	55	9	28	265	9.5	41	2

OTHER STATS: Kickoff Returns: 1978-one for 17 yds., 1979-three for 15 yds. Fumbles: 1981-2, 1983-1. Fumble Recoveries: 1981-3, 1983-1.



ANDRE TIPPETT 56

LB 6-3 241
 IOWA 3rd year
 DOB: 12-27-59 at Birmingham, AL
 HOW ACQUIRED: D-2b, 1982


PRO: Ron Meyer says, "Andre showed signs last season of developing into a player who could be as dominant as Lawrence Taylor"...in only his second season, Andre earned the starting left outside linebacker spot and led the team in sacks with 8½ for -50½ yards...also played as a defensive end in four-man fronts...finished seventh on the team tackle chart with 86 total stops and second behind right outside linebacker Don Blackmon (10) with eight QB pressures...possibly the best game of his career came in Patriots' 21-7 win over the LA Rams when he recorded six tackles, four assists, two QB sacks for -15 yards, one pass deflection, caused two fumbles and recovered one...his fumble recovery led to a Mosi Tatupu four-yard TD run...had an outstanding defensive effort in Patriots' 23-13 victory over the NY Jets (9-18-83)...on one series, he forced then Jet QB Richard Todd to throw away a pass through the endzone, then batted down a sure TD reception in the back of the endzone and on the next play sacked Todd for a 11-yard loss...that sequence occurred when the Jets had a first and goal at the Patriots' seven yardline in the fourth quarter...finished the day with seven total tackles, one sack and two QB pressures...was named NFL Defensive Player-of-the-Week by *Pro Football Weekly* and ESPN for his efforts...missed New Orleans game (12-4-83) with an ankle injury, but returned the following week against the Rams...Andre played in all nine games with one start during his rookie campaign...was the first reserve OLB to come in and was a regular on special teams in '82...filled in for the injured Larry McGrew during the second half at Pittsburgh (12-26-82) and recorded eight tackles and two QB pressures...also had a stellar performance when he started for the injured McGrew in the Patriots' 30-19 victory over Buffalo (1-2-83)...in that game he was in on eight tackles and two QB pressures.

COLLEGE: Andre played as both a standup DE and OLB for the Hawkeyes, leading them to the Rose Bowl as a senior, the school's first appearance there since 1959...spent one year at Ellsworth (Iowa) J.C. before transferring to Iowa...started his junior and senior years while at Iowa...recorded 141 career tackles and 35 QB sacks with three interceptions and two fumble recoveries...his 20 tackles for 153 yards in losses as a junior was tops in the Big Ten...Coach Hayden Fry said Tippett had the best game he has ever seen by a DE when he recorded six solo tackles, three assists, two QB sacks and broke up four passes vs. Iowa St. his senior year...was an AP, UPI, NEA, Football Writers and *Football News* 1st Team All-America selection in '81.

PERSONAL: Married (Renee)...had their first child on June 1, Janea Lynn...a highly regarded athlete, Andre is a second degree black belt in karate...participated in numerous karate tournaments during the past offseason...is a member of the U.S.A. Karate Team...took first place in the J.K.D. Karate Tournament and second place in the Krane Karate and East Coast Karate Tournaments during last offseason...received his Brown Belt in Uechi-Ryu Karate-DO during past off-season...lists target shooting, bowling and creative cooking among his favorite pastimes...was elected All-City and team captain in football, track and wrestling at Barringer High School in Newark, NJ.

GAMES PLAYED/STARTED: 1982-9/1, 1983-15/13, Total: 24/14.

Year	G	Tackles			QB Press.	Fum. Rec.	Pass Def.
		Solo	Assists	Sacks			
1982	9	10	18	—	5	1	—
1983	15	48	38	8½	8	1	2
Totals	24	58	56	8½	13	2	2



CLARENCE WEATHERS 82

WR 5-9 170
DELAWARE STATE 2nd year
DOB: 1-10-62 at Greenville, SC
HOW ACQUIRED: FA, 1983

PRO: One of the great stories in the NFL last season, Clarence signed with the Patriots as a free agent prior to the start of training camp...after playing as a freshman at Delaware State in 1980, Clarence left school and had only participated in touch football leagues since then...he came to New England to visit his older brother Robert (Patriots' RB, D-2a, 1982) in May of 1983 and started to work out with Robert and Patriots' RB Tony Collins...Patriots' offensive coordinator Lew Erber saw what athletic ability Clarence had and the Patriots checked his eligibility...when it was found that he was draft eligible, the NFL held a supplemental draft for him and he was not selected...the Patriots then signed him as a free agent on 7-19-83...completed his rookie campaign with 19 receptions for 379 yards while averaging 19.9 yards per reception with three TDs...was forced into action in the Patriots' second regular season contest at Miami (9-11) for the injured Stanley Morgan...had a big day as he hauled in four passes for 92 yards, including a 36-yard scoring strike...turned in a stellar performance vs. the Bills (11-6) when he caught passes of 58 and 40 yards both for TDs...has great speed and running ability...also returned three kickoffs for 58 yards...was used in three and four WR sets in '83.

COLLEGE: Played one season (1980) at Delaware State as a WR and return specialist.


PERSONAL: Single...participated in a number of charitable events during the past offseason including the Easter Seals Telethon and the Jerry Lewis Telethon for M.S....also volunteered time at the Baxter School for the deaf...enjoys music and meeting people...is a video games enthusiast.

GAMES PLAYED/STARTED: 1983-16/0.

Year	G	Receiving					Rushing				
		No.	Yds.	Avg.	LG	TD	No.	Yds.	Avg.	LG	TD
1983	16	19	379	19.9	58t	3	1	28	28.0	28	0

Year	G	Punt Returns					Kickoff Returns					
		No.	FC	Yds.	Avg.	LG	TD	No.	Yds.	Avg.	LG	TD
1983	16	4	0	1	0.3	3	0	3	58	19.3	33	0

OTHER STATS: Fumbles: 1983-2. Fumble Recoveries: 1983-1.



ROBERT WEATHERS 24

RB 6-2 222
ARIZONA STATE 3rd year
DOB: 9-13-60 at Westfield, NY
HOW ACQUIRED: D-2a, 1982

PRO: Robert started off his second season in fine fashion when he ran for 100 yards on six carries including a 77-yard TD run vs. Baltimore (9-4-83)...he finished the year with 73 carries for 418 yards...led the team with a 5.7-yard average per carry...that average was the best in the league for players with 55 or more rushing attempts...had a big day at Atlanta when he rushed for 99 yards on 12 carries for a 8.3-yard average...proved he is a fine receiver out of the backfield as he finished as the team's fourth ranked receiver with 23 receptions for 212 yards...saw action in 15 games as the offensive backs rotated regularly...has fine outside speed for his size and can return kickoffs when needed...averaged 22.7 yards on three KOR's in '83...Robert started the first two regular season games of his rookie year at FB...he rushed for 47 yards on 13 carries and scored one TD in the Patriots' 24-13 victory over Baltimore (9-12-82)...the following week vs. the NY Jets (9-19), he caught three passes for 24 yards while rushing the ball three times for -1 yard...on the year, he saw action in six games with two starts in '82...averaged 5.0 yards per carry (6 attempts, 30 yards) in Patriots' 16-0

shutout victory at Seattle (12-19-82)...the first of three second round draft choices in '82 (40th player selected overall, eighth RB), Robert will play a big role in the Patriots' backfield in '84...Ron Meyer feels that Robert can effectively play either halfback or fullback.


COLLEGE: Had 2,158 yards on 406 carries for a career average of 5.31 yards per carry while at Arizona St...ran for over 100 yards on four occasions including a career best of 208 yards on 27 carries and a 73-yard TD sprint vs. California senior year...Sun Devils' leading rusher five of 11 games his junior year...had a 77-yard TD run vs. Hawaii as a soph...was named to the 2nd team All-Pac 10 and received *Football News* Honorable Mention All-America recognition as a senior.

PERSONAL: Married (Denise)...is the father of one son Michael (3)...is one of three Patriots' nominees for the NFL-Miller Lite Man-of-the-Year Award...spent much of the past offseason making charitable speaking engagements at New England area schools and VA hospitals...takes karate lessons with second degree black belt teammate Andre Tippett...missed '81 spring ball and second semester at Arizona St. as he stayed home to care for his brother and sister while his mother underwent kidney surgery...lists drawing, movies and video games among his favorite pastimes...All-America and MVP selection his senior year in both football and track at Fort Pierce Central (FL) High School...won Florida State 220-yard dash senior year with a 21.1 sec. mark...ran 9.4 sec. 100-yard dash as a junior in high school.

GAMES PLAYED/STARTED: 1982-6/2, 1983-15/4, Total: 21/6.

Year	G	No.	RUSHING				RECEIVING				
			Yds.	Avg.	LG	TD	No.	Yds.	Avg.	LG	TD
1982	6	24	83	3.5	18	1	3	24	8.0	22	0
1983	15	73	418	5.7	77	1	23	212	9.2	19	0
Totals	21	97	501	5.2	77	2	26	236	9.1	22	0

OTHER STATS: Kickoff Returns: 1983-three for 68 yds. Fumbles: 1982-1, 1983-4.



CLAYTON WEISHUHN 53
(pronounced Y soon)

ILB 6-2 227
ANGELO STATE 3rd year
DOB: 10-9-59 at San Angelo, TX
HOW ACQUIRED: D-3b, 1982

PRO: Clayton is quickly emerging into one of the finest ILB's in the league...in only his second year, he led the team with an incredible 229 total tackles...he averaged 14.3 stops per game in '83...also recorded 1½ sacks, six QB pressures, three pass deflections and recovered three fumbles on the year...Clayton played a major role in a Patriots' defense that gave up the third fewest points of any defense in the league in '83 (289)...had a big day in Patriots' 28-23 win at Pittsburgh (9-25-83) when he took a lateral on a Steve Nelson interception 27 yards for a score...also dropped Franco Harris twice in the backfield and forced QB Cliff Stoudt to throw the ball away on a play from the Patriots' 17 yardline...finished the day with nine tackles, nine assists and two QB pressures...led the Patriots' defensive effort in the snow and sleet in Patriots' 7-0 victory over New Orleans (12-4-83)...was in on 21 total tackles and forced a fumble to halt a potential Saints' scoring drive at the Patriots' 32-yardline in the first quarter...recorded 20 total tackles and one QB pressure vs. San Francisco (10-2-83)...showed his speed and agility when he had 1½ sacks in Patriots' 21-7 win over Buffalo (11-6-83)...was in on 13 tackles that same game...Clayton enjoyed a banner rookie year as he started all nine regular season games and was the team's second leading tackler...on the year he was in on 123 tackles (seven behind team leader Steve Nelson), recorded 1½ QB sacks for -16 yards, one QB pressure, three pass deflections and recovered one fumble...for his efforts he was named the 1776 Fan Club's Rookie-of-the-Year and was selected to *Pro Football Weekly's* All-Rookie Team...was in on 12 tackles or more in every game but one in '82...had a big day at Pittsburgh (12-26-82) when he recorded 15 solo tackles and 10 assists...was in on 15 tackles and recorded one QB sack in Patriots' 3-0 shutout victory over Miami (12-12-82)...Clayton was the Patriots' second of two third round picks in '81 and was the 60th player selected overall...he was taken with Seattle's third round choice that was acquired in the Horace Ivory trade (9-25-81).

COLLEGE: Was the Long Star Conference Lineman-of-the-Year in '80 and '81...team's leading tackler for three straight seasons...racked up an amazing 523 total tackles over his career at Angelo State...had a stellar performance his senior year vs. Stephen F. Austin when he recorded 13 tackles, five assists, caused two fumbles, and had two QB sacks and five tackles for losses of 37 yards...senior honors included AP 1st Team Little All-America, Football Coaches 1st Team College Division I All-America, 1st Team All-Lone Star Conference, NAIA 2nd Team All-America, '82 Olympia Gold Bowl Defensive MVP and played in '82 East-West Shrine Game.


PERSONAL: Married (Diane)...is the father of one daughter, Brandi Kate (1)...graduated from Angelo State with a B.S. in Physical Education and a minor in History in 1982...chose Angelo State in order to remain close to home because of farming interests...entire family is actively involved in primarily cotton farming in and around San Angelo...works during offseasons on family's 2,000 acre cotton farm and cattle ranch...enjoys fishing, hunting and water skiing...All-State selection while at Wall (TX) High School...led team to Class A State Semifinals senior year...also played basketball and track...ran a 9.9 100-yard dash as a senior.

GAMES PLAYED/STARTED: 1982-9/9, 1983-16/16, Total: 25/25.

DEFENSIVE STATISTICS

Year	G	Tackles			QB	Fum.	Pass
		Solo	Assists	Sacks	Press.	Rec.	Def.
1982	9	48	75	1½	1	1	3
1983	16	78	151	1½	6	3	3
Totals	25	126	226	3	7	4	6

OTHER STATS: Returned interception on lateral from Nelson 27 yds. for TD at Pittsburgh 9-25-83.



DWIGHT WHEELER 62

OC 6-3 274

TENNESSEE STATE 6th year

DOB: 1-13-55 at Memphis, TN

HOW ACQUIRED: D-4, 1978


PRO: Dwight saw action in all 16 games in 1983 with three starts...did a solid job when he started three of the last five games at OC for the injured Pete Brock last season...continued to handle the long snapping duties in '83...although he is listed as the backup OC, Dwight is a steady performer who is capable of playing any position on the offensive line...made the switch from OT to OC during '82 training camp...prior to the '82 season, he had started 36 of a possible 48 games over the three previous seasons at left tackle...after starting the first 11 games of 1981, he gave way to first round pick Brian Holloway...as a rookie in 1978, he received praise from players and coaches alike, but was lost for the season after breaking his ankle in the second game (at St. Louis, 9-10-78)...upon his return the next year, he was thrust into the starting left OT position after Leon Gray was traded to Houston...after a fine start, a list of nagging injuries, primarily to his neck and ankle, forced him out of the starting lineup after ten games...he then saw spot duty in the next five games before being placed on injured reserve (12-12-79) for the balance of the year...in 1980, he matured as a pro OT, starting 15 of 16 games...the only tarnish on his starting streak was caused by a knee injury, forcing him to miss a start at Seattle (9-21-80) in the season's third game...however, he later saw action in that game.

COLLEGE: Saw action as center, guard and tackle for the Bengal Tigers...Senior Bowl participant winner of J.C. Coffee Award as school's top blocker.

PERSONAL: Married (Renee)...father of one daughter, Ashlee Renee (2)...spends the offseason in Memphis, working in several youth athletic programs...lists photography, racquetball and tennis among his favorite pastimes...sixth oldest in a family of ten children.

GAMES PLAYED/STARTED: 1978-2/0 (On injured reserve 9-13 through remainder of season), 1979-13/10, 1980-16/15, 1981-16/11, 1982-9/0, 1983-16/3, Total: 72/39.

STATS: Kickoff Returns: 1978-one for zero yds. Fumbles: 1979-one (snapped ball over punter for safety), 1980-one (snapped ball over punter for safety).



BROOKS WILLIAMS 80

TE 6-4 226
NORTH CAROLINA 7th year
DOB: 12-7-54 at Baltimore, MD
HOW ACQUIRED: FA, 1983

PRO: Brooks was signed as a free agent by the Patriots on 9-6-83...he played in 14 games with one start while adding experienced depth at his position and as a contributor on special teams...started at Buffalo (10-23) when the Patriots opened the game in a double TE formation...had one reception on the year and was in on three tackles...mainly used in a blocking role in double TE formations last season...was waived by the Chicago Bears in accordance with the league's mandated roster reduction to 49 players on 8-29-83...signed with the Bears on 11-12-81 after being waived by the New Orleans Saints on 11-2-81...played in seven of the first nine games with the Saints in '81...had five receptions for 50 yards in backup role...started seven games in '80, but spent the last four on injured reserve with a knee injury...had best game of his career with six catches for 89 yards vs. the Buffalo Bills on 9-21-80...Brooks was originally an eighth round draft choice of the Saints in 1978.


COLLEGE: Tarheel's leading receiver in 1977 with 19 receptions for 218 yards with two TDs...three-year All-ACC academic team...played in Peach, Liberty and Cam-Am Bowls.

PERSONAL: Single...lives in Virginia Beach, VA during the offseasons where he sells real estate...has a degree in Business Administration...prepped at Virginia Beach (VA) Cox High...enjoys racquetball, tennis, beachcombing and skiing.

GAMES PLAYED/STARTED: 1978-16/0, 1979-16/0, 1980-12/7, 1981-12/(New Orleans 7, Chicago 5), 1982-9/0, 1983-13/1, Totals: 78/8.

Year	G	No.	RECEIVING			LG	TD
			Yds.	Avg.			
1978	16	0	—	—	—	—	
1979	16	2	22	11.0	NA	0	
1980	12	26	351	13.5	NA	2	
1981	12	8	82	10.3	NA	0	
1982	9	0	—	—	—	—	
1983	13	1	0	0.0	0	0	
Totals	78	37	455	12.3	—	2	

OTHER STATS: Kickoff Returns: 1979-two for 12 yds., 1981-one for 35 yds. Fumbles: 1980-1.



LESTER WILLIAMS 72

NT 6-3 272
MIAMI (FL) 3rd year
DOB: 1-19-59 at MIAMI, FL
HOW ACQUIRED: D-1b, 1982

PRO: Lester's play was hampered in '83 due to a number of nagging injuries, but he was a key member of the goal line-short yardage defensive unit that made five goal-line stands last season...played in all 16 games in '83 with one start...only start of the year came at Miami (9-11) when he filled in for the injured Ken Sims at left DE and recorded five tackles...had a big day in Patriots' 28-23 win at Pittsburgh (9-25) when he was in on three tackles and recorded one sack and one QB pressure...despite having to wear a cast on his left hand during his entire rookie campaign in '82, Lester quickly became a mainstay at the NT spot...he started all nine games in '82 while recording 35 total tackles, 1½ QB sacks for -14 yards, four QB pressures, blocked one FG attempt, had one pass deflection and one fumble recovery...had a big day in Patriots' 29-21 win over Houston (11-28-82)...in that game he was in on six tackles, and recorded two QB pressures and ½ a QB sack...played a big part in Patriots' 16-0 shutout win over Seattle (12-19-82) when he blocked a 52-yard FG attempt...also had four total tackles, one fumble

recovery and one pass deflection in that game...a massive defender with good quickness, speed and natural strengths, Lester was the fourth defensive lineman (27th player selected overall) taken in the 1981 draft...the second of two Patriots' first round draft choices, he was selected with the San Francisco 49ers' first round pick that was acquired in the Russ Francis trade.


COLLEGE: Recorded 266 career tackles and 19 career QB sacks, including eight as a junior and five as a senior...had the best game of his collegiate career in '81 when the Hurricane beat Houston 12-7...in that game, he racked up 14 solo tackles, three assists, three QB sacks, one fumble recovery, one blocked FG attempt and one blocked PAT attempt...both Lester and Patriots' FS Fred Marion (D-5, 1982) were consensus All-America picks as seniors at Miami (FL).

PERSONAL: Married (Betty)...is the father of one son, Lester, Jr. (6) and one daughter, Camile (2)...spent the past offseason in the New England area working out and preparing for the '84 season...earned three letters each in football, wrestling and track and was state heavyweight champ while at Carol City (FL) High School...the most renowned high school player nationally in 1978, he was *Parade Magazine's* outstanding lineman in the country...was a member of the USA Junior Olympic team as a heavyweight wrestler...is a video game enthusiast and enjoys deep sea fishing.

GAMES PLAYED/STARTED: 1982-9/9, 1983-15/1, Total: 24/10.

Year	G	DEFENSIVE STATISTICS			QB Press.	Fum. Rec.	Pass Def.
		Tackles Solo	Assists	Sacks			
1982	9	11	24	1½	4	1	1
1983	15	7	16	1	4	—	1
Totals	24	18	40	2½	8	1	2

OTHER STATS: Blocked a FG attempt at Seattle 12-19-82.



TOBY WILLIAMS 90

DE 6-3 265

NEBRASKA 2nd year

DOB: 11-19-59 at Washington, DC

HOW ACQUIRED: D-10b, 1983


PRO: Ron Meyer says, "Toby is a prime example of how dedication and hard work can produce results"...a tenth round draft choice in '83, Toby enjoyed a fine rookie training camp and earned a roster spot...played in all 16 games during his rookie campaign with ten starts...was forced into a starting role for the injured Ken Sims and did a solid job while recording 76 total tackles, two sacks, five QB pressures and caused one fumble on the year...improved each game as he gained experience in first pro campaign...had a big day at LA Rams (12-11) when he was in on six tackles and had one QB pressure...recorded six tackles and one sack for -7 yards at Miami (9-11)...the second of three Patriots' tenth round choices, Williams was selected with the New Orleans Saints' tenth round pick acquired in a 1983 draft day trade.

COLLEGE: Former walk-on with great size and quickness...played key role in Cornhuskers' defense that led the Big Eight in all defensive categories...after sharing DT role as a sophomore, he had to battle back from illness and injury to regain No. 1 slot as a junior in 1981...missed first two 1981 contests due to a liver ailment which caused 15-pound weight loss in one week...recorded 137 total tackles, 10 tackles for 42 yards in losses, five QB sacks for 41 yards, three fumble recoveries and six pass deflections while at Nebraska...returned from knee strain senior year to play in Orange Bowl victory over LSU...walked on at Nebraska in 1978 with brother Jimmy...immediately started for freshman squad before redshirting 1979 campaign...burst on Big Eight scene as conference's Defensive Newcomer-of-the-Year in 1980.

PERSONAL: Single...graduated in summer of 1983 with a B.A. in Criminal Justice from Nebraska...an avid weight trainer, Toby spent the past offseason in the New England area working out and has increased his body weight by 11 lbs...comes from a family of ten children...brother Jimmy, a linebacker, was the first round choice of the Detroit Lions in 1982...a graduate of Woodrow Wilson High (Washington, D.C.) where he played both OT and DT...full name is Tobias Williams.

GAMES/PLAYED STARTED: 1983-16/10.

Year	G	DEFENSIVE STATISTICS			QB Press.	Fum. Rec.	Pass Def.
		Tackles		Sacks			
		Solo	Assists				
1983	16	29	47	2	5	—	—



DARRYAL WILSON 48


WR 6-0 182
TENNESSEE 2nd year
DOB: 9-19-60 at Florence, AL
HOW ACQUIRED: D-2, 1983

PRO: Darryal saw action in nine games during his rookie campaign mainly on special teams before a knee injury sidelined him...he sustained a right knee injury at Atlanta (10-30) and was placed on injured reserve on 11-4 for the remainder of the season...had a big day vs. the Pittsburgh Steelers (8-6) at Neyland Stadium on opening day of the 1983 preseason...in that game, he had three receptions for 32 yards...his 4.5 sec. 40 speed makes him a deep threat and he is extremely competitive in pass receiving over the middle...the Patriots' second round pick in '83, Darryal was the 47th player selected overall and the fifth WR taken...is one of four former Vols on the Patriots' roster (Stanley Morgan, Roland James and Brian Ingram).

COLLEGE: Split duty at second WR post with Mike Miller opposite Willie Gault (Chicago Bears)...finished senior campaign as Vols' 3rd ranked receiver with 23 receptions for 308 yards while averaging 13.4 yards per reception...best '82 effort came when he caught seven aerials for 74 yards including a clutch fourth quarter scoring grab in 24-24 tie at LSU...capped 1982 season with seven catches for 62 yards in UT's Peach Bowl loss to Iowa...ran middle distance for the Vols' track team, but could not compete with teammate Willie Gault in the sprints.

PERSONAL: Darryal was married during the past offseason (Kristen Aline)...spent past offseason in the New England area working out and participating in the Patriots' Celebrity Bureau...enjoys music, water skiing and basketball...comes from a family of six children and is the youngest of three boys...attended Virginia (Bristol, VA) High School.

GAMES PLAYED/STARTED: 1983-9/0 (Placed on injured reserve on 11/4 for remainder of season).



RON WOOTEN 61


OG 6-4 273
NORTH CAROLINA 3rd year
DOB: 6-28-59 at Otis Air Force
Base, Cape Cod, MA
HOW ACQUIRED: D-6, 1981

PRO: When Bob Cryder was slowed by an injury after two games in 1982, Ron moved into the starting role at right guard and has started all 23 games since then...already an effective performer, Ron uses great size and strength to improve with every game...since joining the Patriots as a sixth round pick in 1981, he has been one of the team's most active weight trainers and has added almost 20 lbs. to his playing weight...in the two years that Ron has started, the Patriots have rushed for more yards (3,952) than any other NFL team...is the only member of the Patriots interior starting five who was not a first round draft pick...although he came to camp his rookie year as a sixth round pick, he quickly began to receive praise for his performance...however, a back injury forced him onto the injured reserve list on 8-31-81 where he spent the season.

COLLEGE: Was the leading vote-getter of offensive linemen on the '80 All-ACC team...named on 114 of 122 ballots...teamed with center Rick Donnalley senior year to lead the Tar Heels awesome running attack (270 yds. per game)...was named to 1st Team All-ACC senior year.

PERSONAL: Married (Ann)...graduated in the Spring of 1982 from North Carolina with a degree in Chemistry...has spent the offseason working on an MBA at Boston University...enjoys bass fishing...his father is a former Air Force pilot and his brother Ray is an assistant football coach at Appalachian State University.

GAMES PLAYED/STARTED: 1981-On injured reserve entire season, 1982-9/7, 1983-16/16, Total: 25/23.



JOAQUIN ZENDEJAS 2

(pronounced wa KEEN zen DAY haas)

K 5-11 176

LA VERNE, CA 1st year

DOB: 1-14-60 at Curimeo, Mexico

HOW ACQUIRED: FA, 1983

Right footed, soccer-style kicker

PRO: Joaquin was signed as a rookie free agent by the Patriots' on 12-6-83 and handled the place kicking duties for the final two regular season games in '83...he hit on three of four PAT attempts and was wide left on a 41-yard FG attempt at the LA Rams (12-11)...was originally signed as a rookie free agent by the San Diego Chargers and was released on 8-24-83...converted on a 49-yard FG attempt in a preseason contest vs. the LA Rams while with the Chargers.


COLLEGE: Received a soccer scholarship to attend La Verne (CA) College and was asked to try out for football...kicked a 55-yarder in his first ever attempt for the Division III school located east of Los Angeles...before his senior year, when he suffered a variety of injuries, Joaquin made good on 22 of 35 FG attempts...finished college career 29 of 52...senior year he severely pulled groin in kicking leg (right) and finished season kicking with his left leg.

PERSONAL: Single...given name Joaquin Zendejas Campos, he was born in Curimeo, Mexico...moved to Chino, CA in 1972 where he played for the Chino High Cowboys...member of the kicking Zendejas family; cousin, Tony, is kicking for the LA Express of the USFL, brother, Luis, is Arizona State's All-America kicker and brother, Max, is a junior kicking at Arizona...brothers Alex and Allen kick at Don Lugo (CA) High.

GAMES PLAYED/STARTED: 1983-2/0.

STATS: PAT's: 3 of 4. FG's: 0 of 1 (41-yd. attempt).

20-79-89 RETIRED



CAPPELLETTI



HUNT




DEE

Over the 24-year history of the Patriots' only three players have been honored by having their jersey numbers retired from active service — No. 20 of kicker/wide receiver Gino Cappelletti; No. 79 of defensive tackle Jimmy Hunt; No. 89 of defensive end Bob Dee.

1984 DRAFT CHOICES

ROUND	OVERALL	NAME	POS	HT	WT	COLLEGE
1	1	Irving Fryar	WR	6-0	200	Nebraska
2	43	Ed Williams	LB	6-4	244	Texas
3	70	Jonathan Williams	RB	5-9	205	Penn St.
5	124	Paul Fairchild	OG	6-4	270	Kansas
6	151	Ernest Gibson	DB	5-10	185	Furman
7A	184	Bruce Kallmeyer	K	5-10	180	Kansas
7B	192	Derwin Williams	WR	6-0	170	New Mexico
8	211	James Keyton	OT	6-5	280	Arizona St.
9A	238	Scott Bolzan	OT	6-4	280	Northern Illinois
9B	251	David Windham	LB	6-2	240	Jackson St.
11	292	Charlie Flager	OG	6-4	260	Washington St.
12	319	Harper Howell	TE	6-3	230	UCLA



SCOTT BOLZAN 71


OT 6-4 280

NORTHERN ILLINOIS D-9a

DOB: 7-25-62 at Chicago, IL

COLLEGE: Gained a starting nod for the Huskies in his freshman season in 1980...one of the team's tri-captains his senior year, he was voted the team's Most Valuable Offensive Lineman by his teammates as a senior...was a major reason why Northern Illinois led its league in rushing in 1982, and was second in the league in 1983...did a great deal of the blocking for 1000-yard rushers Pete Roth in 1982, and for Darryl Richardson in 1983...was selected 1st team All-MAC and honorable mention Associated Press All-America.

PERSONAL: Married (Joan)...will be working towards a degree in physical education during the offseason...attended Thornwood (IL) High School where he was the team's captain his senior year.



PAUL FAIRCHILD 66


OG 6-4 270

KANSAS D-5

DOB: 8-14-61 at Carroll, IA

COLLEGE: Was one of the KU captains as a junior and senior, marking only the second time in KU history that a player served as a captain for two seasons...was the top offensive lineman for the Jayhawks throughout his senior year as team set 20 offensive school records over the campaign...KU also finished fourth in the country in pass offense in 1983...considered the strongest player on his team, he was named his team's Offensive Player-of-the-Week by the KU coaching staff three times his senior year...transferred from Ellsworth (KS) Junior College where he was All-League...started his first year (1981) at Kansas, but suffered a knee injury in 30-19 win over TCU the second game of the season, that caused him to be red-shirted.


PERSONAL: Single...graduated with a Liberal Arts degree...was an All-State gridder in high school (Ralston, IA), and also lettered in track and baseball...lists cooking and hunting as his hobbies.

**CHARLIE FLAGER 63**

OG 6-4 260
WASHINGTON ST. D-11
DOB: 2-28-61 at Spokane, WA

COLLEGE: Although he played the offensive tackle position throughout college, he was drafted as a guard by the Patriots...he has the potential to play any position on the offensive line...has excellent speed for a player his size...was named 2nd team All-West Coast by UPI and PAC-10 2nd Team as a senior in starting at the left offensive tackle position...in 1982, was red-shirted with a knee injury...after starting all 12 games in 1981 (including the Holiday Bowl)...was one of the key reasons why Washington State garnered more than 4,000 yards of total offense for the seventh season in 1981.

PERSONAL: Single...Graduated from Washington State with double major of Agriculture and Economics...brought up on a 1,000 acre farm (couple of hundred heads of cattle), he hopes to own his own ranch someday...attended Mead (WA) High where he was the top defensive lineman in the Greater Spokane League as a senior, and was selected All-State as well as All-League.

**IRVING FRYAR 28**

WR 6-0 200
NEBRASKA D-1
DOB: 9-28-62 at Mount Holly, NJ

COLLEGE: Was the first player selected in the 1984 NFL draft...a player with tremendous speed (runs the 40 in 4.39 sec.) as well as explosive acceleration and superb hands and concentration, Irving was on everyone's All-America team in 1983...considered the most exciting Cornhusker since 1972 Heisman Trophy winner Johnny Rogers, he was only the second collegian since two-platoon football began in 1965 to earn consensus All-America honors as wide receiver while playing on a national rushing leader (other—Nebraska's Freeman White in 1965)...caught 40 passes last season for 780 yards (19.5 average, with eight touchdowns) adding up to a career total of 67 passes for 1,196 yards (17.9 average), with 11 touchdowns...his career receiving yardage ranks second only to Rogers' 2,479 in the Nebraska record books...a deadly open-field runner, he had 253 all-purpose yards on just eight plays in a 84-13 win over Minnesota, as he rushed three times for 92 yards (41-yard TD run), caught TD passes of 68 and 70 yards and returned three punts for 23 yards...his play vs. Minnesota won him Big Eight Offensive-Player-of-the-Year honors...was over 100-yards receiving two other times during the season: vs. UCLA when he had six passes for 100 and vs. Iowa with five catches for 114 yards...had four catches for 96 yards vs. Wyoming, including a 49-yard TD...had 42-yard run and 62-yard TD pass in 14-10 win vs. Oklahoma State...scored on 54-yard TD run and 34-yard pass vs. Colorado...played in East-West Shrine game, as well as Japan Bowl all-star game...as junior, suffered numerous injuries, but still was country's third top punt returner, and Big Eight leader with 15.4 average on 18 returns...was fifth in league in all-purpose yards with 99.3 per game...had 15 catches for 258 yards and two TDs in first three games as junior...threw 37-yard TD pass vs. Oklahoma...had 70-yard TD on punt return vs. Hawaii as well as 31-yard TD run from scrimmage...in Orange Bowl victory of 21-20 over LSU, had 84 yards on five catches, 12 yards on two carries and 56 yards on two punt returns...as sophomore, split time at wingback spot...was tops in league and fourth in nation in punt returns...had two punt returns for TDs—82-yarder vs. Florida State and 63-yarder vs. Iowa State...first collegiate catch was 49-yard TD vs. Kansas State.

PERSONAL: Single...was meteorology major, and will go back to school next winter in order to work towards his degree...was a receiver and safety at Ran-cocas Valley Regional High School (same school that produced Franco, Pete and Giuseppe Harris)...can play five musical instruments...bought his father's dry cleaning business.

COLLEGE STATISTICS

Year	No.	Receiving			Rushing			
		Yds.	Avg.	TD	No.	Yds.	Avg.	TD
1980	0	0	0.0	0	2	14	7.0	0
1981	3	70	23.1	1	7	26	3.7	1
1982	24	346	14.4	2	20	245	12.3	2
1983	40	780	19.5	8	23	318	13.8	2
Totals	67	1196	17.9	11	52	603	11.6	5

Year	No.	Punt Returns			Kickoff Returns			
		Yds.	Avg.	TD	No.	Yds.	Avg.	TD
1980	0	0	0.0	0	1	26	26.0	0
1981*	24	318	13.3	2	4	55	18.3	0
1982*	18	277	15.4	1	4	125	31.3	0
1983	18	113	6.3	0	2	56	28.0	0
Totals	60	708	11.8	3	11	262	23.8	0

Year	No.	All-Purpose Yards	
		Yds.	Avg.
1980	3	40	13.3
1981	38	469	12.3
1982	66	993	15.0
1983†	83	1267	15.3
Totals	190	2769	14.6

*Ranked 1st. Big Eight

†Ranked 2nd. Big Eight



ERNEST GIBSON 43

CB 5-10 185

FURMAN D-6

DOB: 10-3-61 at Jacksonville, FL


COLLEGE: Selected to the Kodak I-AA All-America First Team, All-Southern Conference First Team, All-South Carolina and played in the Blue-Gray Game...was originally a walk-on wide receiver, but was switched to defensive backfield in preseason as a freshman and went on to start every game (47) at defensive back for the Paladins during his collegiate career...one of the team's co-captains his senior year, he was awarded an athletic scholarship his sophomore year...as a senior, was involved in 58 total tackles, and also had three interceptions, one fumble recovery and led the team in pass deflections with 11...had 12 career interceptions...in his senior year, had an interception vs. Georgia Tech to enable Furman to win, 17-14...was playing his fifth year in 1983, having missed the 1979 season due to a broken finger...ran track two years at Furman, and was member of conference championship 440 relay team in 1981.

PERSONAL: Single...graduated with a degree in political science...has been accepted to Florida State Law School...was awarded an NCAA Post-Graduate Scholarship...a graduate of Bishop Kenny High in Florida, he was an All-Area, All-Conference and All-City performer in HS...in HS track, won All-Conference honors in the 100, 200 and 400 meter runs...hobbies: jogging, racquetball and tennis.

COLLEGE STATISTICS

INTERCEPTIONS

Year	No.	Yds.	Avg.	TD
1980	3	17	5.3	0
1981	4	129	32.3	1
1982	2	0	0.0	0
1983	3	0	0.0	0
Totals	12	146	12.2	1



HARPER HOWELL 40

TE 6-3 230

UCLA D-12


DOB: 7-20-61 at Coral Gables, FL

COLLEGE: Started four games his senior year, catching 10 passes for 133 yards...also had 10 catches his junior year for 101 yards, with four TDs...considered a fine blocker, he played in double TE formations while at UCLA...had his best game of his collegiate career come against Brigham Young University when he had six catches for 71 yards...won a varsity letter all four years in college.

PERSONAL: Single...was an economics major at UCLA, and plans to pursue his degree during the offseason...is the younger brother of Jay Howell, a pitcher for the New York Yankees...father, Clarence, played for the San Francisco 49ers in the 50s...while at Fairview (CO) High School, he earned All-America honorable mention and All-State 1st Team honors...caught 30 passes, including seven TDs as a senior...also lettered in baseball in HS...hobbies include golf, fishing and camping.

COLLEGE STATISTICS

Year	No.	Receiving		
		Yds.	Avg.	TD
1980	1	12	12.0	0
1981	1	20	20.0	0
1982	10	101	10.1	4
1983	10	133	13.3	0
Totals	22	266	12.1	4



BRUCE KALLMEYER 7

K 5-10 180

KANSAS D-7

DOB: 2-8-62 at Kansas City, KS

Right-footed soccer style kicker

COLLEGE: Nicknamed the "Quiet Cannon", he holds six Big Eight records, including field goals in one game (5), field goals in one season (24), field goals in career (53), career field goal percentage (77.9), points by kicking in one season (98) and career (233)...in 1983, was selected UPI, Football Coaches and Kodak 1st Team All-America; AP, Sporting News and College and Pro Football Newsweekly 2nd Team All-America; AP and UPI First Team All-Big Eight and played in the East-West Shrine Game and Hula and Senior Bowls...had finest outing in his career come the third week of his senior year when he set the NCAA mark for points scored by kicking in one game (21) vs. Wichita State when he made good on six PAT attempts and five field goals (27, 23, 40, 33 and 22 yards)...holder of the KS record for longest field goal (57) and consecutive PAT's (53) as well as points in one season (98) his senior year...as a senior, hit on 24 field goals and 26 PAT's...in 1983, was ranked second in the nation with 2.18 field goals per game...as a junior, was perfect on kicks attempted inside the 47 yardline, going seven for seven, and in PAT kicks was 14 for 14 that season...was team's top scorer as a sophomore, junior and senior...in the eighth week sophomore year, had a record-setting five field goals vs. Nebraska (25, 27, 49, 49 and 47 yards) for all his team's 15 points.

PERSONAL: Single...a business major in college, he is expected to return to Kansas University during the offseason to complete his degree...was an All-Stater at Shawnee Mission South (KS) High School...hobbies: traveling, hunting and fishing.


COLLEGE STATISTICS

Year	Kicking		Pts	Yds.	Career Field Goal Accuracy	
	PATs	FGs			Made/Att.	Percentage
1980	18/21	*7/11	39	1-29	23/24	95.8
1981	16/16	+ 12/14	52	30-39	10/12	83.3
1982	14/14	10/14	44	40-49	16/24	66.7
1983	26/29	*24/29	**98	50+	4/8	50.0
Totals	74/80	*53/68	*233	Totals	*53/68	*77.9

*Big Eight record, school record

+ Ranked second, Big Eight

**School record




JAMES KEYTON 78

OT 6-5 280
ARIZONA STATE D-8
DOB: 9-9-62 at Lansing, MI

COLLEGE: Was originally recruited as a tight end, but was moved to a tackle position as a sophomore where he served his apprenticeship under John Meyer, now with the Pittsburgh Steelers...started in 20 of 22 games over his junior and senior years...was selected honorable mention All-PAC 10 as a senior, and was also named to the East-West Shrine game...was considered one of the strongest players on the Sun Devils' team...a gifted athlete, he was the starting catcher for the Arizona State JV baseball team in 1982.

PERSONAL: Was married in late May (wife, Diane)...will return to college to gain his degree in business management during the offseason...at Lansing Eastern (MI) High School, earned nine varsity letters—three each in football, basketball and baseball; was captain of those three sports as a senior...was All-State as a baseball catcher and was selected All-League in football, basketball and baseball twice in each sport...hobby: culinary arts.



DERWIN WILLIAMS 21

WR 6-0 170
NEW MEXICO D-7b
DOB: 5-6-61 at Brownwood, TX

COLLEGE: Was New Mexico's fastest and most experienced receiver, grabbing 37 passes for 677 yards for an 18.3 average and five touchdowns his senior year...had 76 career catches for 1,508 yards (19.8 average) and 10 touchdowns over three years at New Mexico...ranks sixth on the New Mexico all-time receiving list with 76 catches and fourth in yards via pass with 1,508 yards...gained honorable mention All-WAC as a senior...was the team's second leading receiver his junior year when he had 27 receptions for 506 yards and three touchdowns...missed 1981 season in order to study for the ministry...caught 12 passes for 325 yards and two touchdowns as a freshman in 1980.


PERSONAL: Single...majored in Physical Education and Health, and will work toward his degree during the offseason...father is a minister...attended Brownwood (TX) High School.

COLLEGE STATISTICS

Year	No.	Receiving		
		Yds.	Avg.	TD
1980	12	325	27.1	2
1982	27	506	18.7	3
1983	37	677	18.3	5
Totals	76	1508	19.8	10

FOR THE RECORD. . . .

RB Tony Collins, in just his third year, made his first Pro Bowl appearance in 1984 and became only the third Patriot (Jim Nance in 1966 and 1967 and Sam Cunningham in 1977) to rush for more than 1,000 yards in a season. Collins gained 1,049 yards on 219 carries to finish sixth among AFC rushers in '83 and he set the club's single game rushing yardage record with 212 yards on 23 carries against the NY Jets on 9-18-83.



ED WILLIAMS 54

LB 6-4 244

TEXAS D-3


DOB: 8-9-61 at Odessa, TX

COLLEGE: Making the change from the defensive end position he played at Texas to the outside linebacker position for the Patriots...was considered the best all-around athlete on the Texas football team...was credited with 76 total tackles last season, including making 10 tackles behind the line of scrimmage...was the only defensive player on the Longhorns' team to put points on the scoreboard, tackling the North Texas State and the SMU quarterbacks for safeties...against SMU, had 10 tackles, one safety, one QB sack and three quarterback pressures...his best outing as a senior came against Arkansas when he made 11 stops in Texas' 31-3 verdict...was selected to the Senior Bowl game, as well as making the Associated Press 2nd Team All-SWC and the Waco News-Tribune 2nd Team All-SWC...a very aggressive player...as a junior, ranked fourth on his team in QB sacks with six, and was second on the team in pressuring the QB with 30...in game vs. Missouri his junior year, was credited with seven tackles, three sacks and scored on a fumble recovery in the endzone...as a sophomore, saw a great deal of action as coach Fred Acker moved his players in and out of the lineup in order to have fresh performers...had 22 QB pressures in his sophomore year...played on special teams as a freshman.

PERSONAL: Single...majored in Economics, and will work towards his degree during the offseason...was an All-America linebacker as well as making All-District at the tight end position at Ector (TX) High School.

DEFENSIVE STATISTICS

	TT	UT	AT	TL	SACKS	QB PRES.	FC/FR
1980	9	7	2	1	0	0	0/0
1981	27	15	12	5	3	22	0/0
1982	53	44	9	9	6	30	2/1
1983	76	46	30	6	9	28	1/0
Totals	165	112	53	21	18	80	3/1



JONATHAN WILLIAMS 44

RB 5-9 205

PENN STATE D-3

DOB: 6-1-61 at Somerville, NJ


COLLEGE: Overshadowed through his career by the likes of Curt Warner (Seahawks 1980-82) and super freshman D. J. Rozier, but ranks seventh in Lion history in all-purpose yardage with 2,916...was the ninth Penn State runner to rush for more than 2,000 career yards, with 2,042 yards, better than Franco Harris (2,002), who is in eighth place...was a four-year letterwinner...has outstanding combination of speed, strength and balance...also has the ability to catch the ball, having caught 54 passes over his college career for 570 yards and five TDs...an outstanding blocker, he assisted Warner in garnering a school record 3,398 career yards...had two 100-yard games as a senior (four in his career)...with 106 yards in 24 carries in 41-23 win over West Virginia (caught five passes for 58 yards and scored one TD in that game)...was switched to fullback in 10th week of senior season vs. Brown and had 107 yards in nine carries in 38-21 win...scored key TD on a 46-yard screen pass following week in thrilling 34-30 win over Notre Dame...was selected AP honorable mention All-East as a senior, and played in the Senior Bowl...named TV Offensive Player-of-the-Game for his West Virginia and Brown outings...as a junior, had 73 yards on 12 carries vs. Maryland and finished the season with a 5.5 yards per carry average...had 55 yards on 13 carries in PSU's 27-23 Sugar Bowl win vs. Georgia; also played an important role as a blocker in that game as Warner had 117 yards and two TDs...had career-high of 667 yards and six TDs as a sophomore; stepped in for

the injured Warner vs. Notre Dame in 10th week of sophomore year, and has soph-record of 192 yards in 27 attempts and one TD in 24-21 PSU win...se reception record for running backs as a sophomore with eight catches for 111 yards vs. Miami...was team's top punt returner as a freshman with 6.1 yard average in 15 returns.

PERSONAL: Single...a counseling education major at Penn State, he will do further work towards his degree during the offseason...rushed for 4,658 yards in three years at Somerville (NJ) High School...gained 1,611 yards while scoring 178 points to pace his team to state title as a senior...also wrestled in HS and was a sprinter on track team.

COLLEGE STATISTICS

Year	No.	Rushing			Receiving			
		Yds.	Avg.	TD	No.	Yds.	Avg.	TD
1980	32	176	5.5	2	0	0	0.0	0
1981	142	667	4.7	6	17	180	10.6	1
1982	110	609	5.5	5	21	198	9.4	2
1983	115	590	5.1	1	16	192	12.0	2
Totals	399	2042	5.1	14	54	570	10.6	5



DAVID WINDHAM 93

LB 6-2 240
 JACKSON STATE D-9
 DOB: 3-14-61 at Mobile, AL

COLLEGE: Has outstanding speed and athletic ability...as a senior, had 62 total tackles, with five going for losses (including three QB sacks)...ended his college career with 138 total tackles with eight tackles for losses, six QB sacks and three fumble recoveries...was originally recruited as an outside linebacker, but was moved to the inside linebacker position due to his size sophomore year...was named to the 2nd Team All-SWAC as a senior...spent one year at Mississippi State, 1981, but did not play football there; returned to Jackson State for the 1982 and '83 seasons.

PERSONAL: Single...a communications major at Jackson State who plans to complete degree during the offseason...received scholastic award for having the highest grade point average on the Jackson State team in 1983...is a former high school All-America selection, having played at C.F. Vigor High.

DEFENSIVE STATISTICS

Year	G	TT	UT	AT	FOR-LOSS	SACKS	FUM.	INT
1979	6	17	10	7	1	0	1	
1980	10	28	13	15	2	2	2	0
1981	SAT OUT							
1982	11	31	24	7	0	1	0	0
1983	8	62	41	21	5	3	0	0
Totals	35	138	88	50	8	6	3	0

PRONUNCIATION GUIDE

CAMARILLO, Rich CAM a Rlo
 EKERN, Andy EH kern
 KALLMEYER, Bruce KAL my er
 SCARNECCHIA, Dante scar NECK yah
 STARRING, Stephen Steff in
 WEISHUHN, Clayton y SOON
 ZENDEJAS, Joaquin wa KEEN zen DAY haas

HOW THE PATRIOTS WERE BUILT

YEAR	DRAFT	TRADES	FREE AGENTS/ WAIVERS
1971	ADAMS (2)		
1973	HANNAH (1a)		
1974	NELSON (2b)		
1975	GROGAN (5)		
1976	BROCK (1b)		
1977	CLAYBORN (1a) MORGAN (1b)		
1978	CRYDER (1) TATUPU (8b) Wheeler (4)		
1979	SANFORD (1)		
1980	JAMES, R. (1a) McGrew (2)		
1981	BLACKMON (4) COLLINS, T. (2) DAWSON (8b) HOLLOWAY (1) WOOTEN (6)		CAMARILLO (FA) Dombroski (W-K.C.) Golden (FA) Lee, K. (FA)
1982	Crump (4a) Haley (2c) Ingram, B. (4b) JONES (3a) Marion (5) Sims (1a) Smith, R. (6) TIPPETT (2b) Weathers, R. (2a) WEISHUHN (3b) Williams, L. (1b)		Henson (W-Cinn) Kerrigan (FA) OWENS (FA)
1983	Creswell (5a) Eason (1) Ekern (12b) Lewis (5b) LIPPETT (8) Moore (3b) Rembert (4) Starring (3a) WILLIAMS, T. (10b) Wilson (2)	Ramsey (Raiders)	Lee, K.A. (FA) Peoples (W-Dallas) Reynolds (FA) Rogers (W-Atlanta) Weathers, C. (FA) Williams, B. (FA) ZENDEJAS (FA)
1984	Bolzan (9a) Fairchild (5) Flager (11) Fryar (1) Gibson (6) Howell (12) Kallmeyer (7a) Keyton (8) Williams, D. (7b) Williams, E. (2) Williams, J. (3) Windham (9b)	Franklin (from Phil.)	Andreoli (FA) James, C. (FA) Askew (FA) Johnson (FA) Beauchemin (FA) King (FA) Boulris (FA) Ley (FA) Brown (FA) Lovelady (FA) Carlos (FA) Lowden (FA) Coash (FA) Marlin (FA) Colao (FA) Meacham (FA) Ebinger (FA) Menhardt (FA) English (FA) Mut (FA) Falls (FA) Palmer (FA) Glover (FA) Pendergrass (FA) Harrison (FA) Schafer (FA) Haugum (FA) Seccareccia (FA) Henderson (FA) Strozier (FA) Holland (FA) Thomas (FA) Ingram, M. (FA) Williams, C. (FA) Wienke (FA)

NOTE: PLAYERS IN CAPS WERE STARTERS IN 1983.

PRESEASON RESULTS

Date	Site	Attendance	Score
1960	(4-1-0)		
7/30	at Buffalo (16,000)		Patriots 28, Bills 7
8/ 5	at Providence (4,706)		Patriots 43, Broncos 6
8/14	at Boston (11,000)		Texans 24, Patriots 14
8/21	at Worcester (7,500)		Patriots 21, Bills 7
8/28	at Amherst (4,000)		Patriots 28, Raiders 14
1961	(3-1-0)		
8/10	at Boston (15,387)		Patriots 14, Titans 3
8/19	at Philadelphia (73,916)		Titans 17, Patriots 7
8/25	at Providence (4,762)		Patriots 28, Bills 10
9/ 1	at Buffalo (9,022)		Patriots 15, Bills 12
1962	(2-3-0)		
8/11	at Providence (9,000)		Raiders 21, Patriots 20
8/15	at Buffalo (22,112)		Patriots 12, Bills 7
8/18	at New Orleans (31,000)		Oilers 20, Patriots 10
8/25	at Lowell (11,118)		Patriots 17, Titans 10
9/ 1	at Boston (8,783)		Bills 7, Patriots 6
1963	(0-5-0)		
8/ 4	at Oakland (9,721)		Raiders 24, Patriots 17
8/10	at San Diego (16,427)		Chargers 50, Patriots 17
8/14	at Lowell (9,387)		Oilers 21, Patriots 20
8/24	at Buffalo (17,697)		Bills 24, Patriots 14
9/ 1	at New Brunswick, N.J. (12,500)		Jets 22, Patriots 20
1964	(0-5-0)		
8/ 9	at Boston (20,087)		Oilers 38, Patriots 7
8/18	at Lowell (6,390)		Jets 23, Patriots 7
8/22	at New Brunswick, N.J. (11,500)		Jets 21, Patriots 20
8/28	at Buffalo (12,566)		Bills 24, Patriots 14
9/ 5	at Denver (20,568)		Broncos 27, Patriots 17
1965	(0-5-0)		
8/ 8	at Boston (23,674)		Bills 23, Patriots 0
8/13	at Allentown, Pa. (18,000)		Jets 26, Patriots 16
8/21	at Houston (30,142)		Oilers 27, Patriots 6
8/28	at Norfolk, Va. (9,217)		Jets 17, Patriots 0
9/ 4	at Kansas City (15,157)		Chiefs 34, Patriots 7
1966	(1-3-0)		
8/ 7	at Boston (23,291)		Bills 19, Patriots 13
8/20	at Anaheim (36,038)		Patriots 21, Raiders 10
8/27	at San Diego (11,894)		Chargers 31, Patriots 13
9/ 1	at Mobile (22,000)		Jets 41, Patriots 3
1967	(1-3-0)		
8/ 4	at Bridgeport, Conn. (16,000)		Jets 55, Patriots 13
8/13	at Boston (29,313)		Colts 33, Patriots 3
8/20	at Rochester, N.Y. (15,300)		Patriots 13, Bills 10
8/26	at Boston (15,523)		Redskins 13, Patriots 7
1968	(1-3-0)		
8/10	at New Orleans (54,400)		Saints 19, Patriots 0
8/17	at Richmond, Va. (14,000)		Jets 25, Patriots 3
8/23	at Jacksonville (15,003)		Patriots 19, Dolphins 17
9/ 2	at Boston (31,404)		Eagles 22, Patriots 20
1969	(2-3-0)		
8/10	at Bowling Green (16,900)		Patriots 21, Bengals 13
8/17	at Boston (24,084)		Falcons 34, Patriots 16
8/25	at Montreal (8,212)		Lions 22, Patriots 9
8/31	at Jacksonville (18,375)		Patriots 26, Broncos 10
9/ 6	at Birmingham (18,000)		Dolphins 13, Patriots 0
1970	(0-4-0)		
8/16	at Boston (25,584)		Redskins 45, Patriots 21
8/29	at Jackson, Miss. (32,000)		Saints 26, Patriots 0
9/ 4	at Shreveport, La. (22,000)		Steelers 31, Patriots 3
9/11	at Salt Lake City (17,832)		Broncos 16, Patriots 14
1971	(1-5-0)		
8/ 8	at Minneapolis (31,813)		Vikings 17, Patriots 10
8/15	at Foxboro (60,423)		Patriots 20, Giants 14
8/22	at Buffalo (31,610)		Bills 28, Patriots 14
8/29	at Foxboro (53,271)		Rams 31, Patriots 21
9/ 5	at Foxboro (48,631)		Falcons 45, Patriots 35
9/10	at Memphis (28,082)		Jets 38, Patriots 9

Date	Site	Attendance	Score
1972	(2-4-0)		
8/ 5	at Oakland (53,661)		Raiders 31, Patriots 24
8/12	at Philadelphia (30,000)		Eagles 29, Patriots 20
8/20	at Foxboro (50,892)		Patriots 27, Bears 17
8/27	at Foxboro (51,470)		Giants 31, Patriots 10
9/ 2	at Denver (37,128)		Broncos 49, Patriots 24
9/10	at Foxboro (47,684)		Patriots 34, Lions 30
1973	(1-5-1)		
7/28	at Canton, Ohio (19,685)		49ers 20, Patriots 7
8/ 5	at Foxboro (43,914)		Patriots 17, Raiders 17
8/12	at Foxboro (49,209)		Giants 13, Patriots 7
8/18	at Atlanta (56,239)		Falcons 27, Patriots 10
8/25	at New Orleans (64,131)		Patriots 31, Saints 6
9/ 2	at Foxboro (50,369)		Redskins 35, Patriots 14
9/ 7	at Detroit (50,104)		Lions 34, Patriots 21
1974	(4-2-0)		
8/ 2	at Washington (16,405)		Patriots 21, Redskins 16
8/11	at Foxboro (17,992)		Giants 21, Patriots 6
8/18	at Foxboro (20,546)		Patriots 7, Saints 3
8/24	at San Diego (18,903)		Patriots 23, Chargers 14
8/31	at Spokane, Wash. (18,000)		Broncos 27, Patriots 21
9/ 8	at Foxboro (35,412)		Patriots 27, Eagles 17
1975	(3-2-0)		
8/10	at Foxboro (40,726)		Giants 28, Patriots 14
8/17	at Foxboro (40,218)		Patriots 36, Vikings 10
8/22	at Philadelphia (40,156)		Eagles 24, Patriots 10
8/30	at Milwaukee (51,769)		Patriots 20, Packers 17 (OT)
9/ 7	at Foxboro (39,502)		Patriots 31, Chargers 24
1976	(3-3-0)		
8/ 1	at Foxboro (30,032)		Patriots 13, Giants 7 (OT)
8/ 6	at Norman, Ok. (23,800)		Chargers 26, Patriots 17
8/15	at Foxboro (30,552)		Packers 16, Patriots 14
8/21	at Atlanta (30,619)		Patriots 28, Falcons 17
8/30	at Cleveland (36,016)		Browns 30, Patriots 27
9/ 5	at Foxboro (32,254)		Patriots 27, Eagles 7
1977	(5-1-0)		
8/ 6	at E. Rutherford, N. J. (44,471)		Patriots 19, Giants 3
8/13	at Milwaukee (53,244)		Patriots 38, Packers 3
8/22	at Philadelphia (28,025)		Eagles 21, Patriots 10
8/28	at Foxboro (43,779)		Patriots 13, Steelers 10 (OT)
9/ 4	at Foxboro (41,053)		Patriots 45, Redskins 7
9/11	at Foxboro (41,346)		Patriots 29, Falcons 10
1978	(4-0-0)		
8/ 5	at Los Angeles (60,134)		Patriots 14, Rams 7
8/12	at Oakland (53,335)		Patriots 21, Raiders 7
8/20	at Foxboro (39,043)		Patriots 24, Chiefs 7
8/27	at Foxboro (42,696)		Patriots 21, Browns 10
1979	(2-2-0)		
8/ 4	at Atlanta (59,725)		Patriots 37, Falcons 14
8/12	at Foxboro (44,955)		Rams 15, Patriots 3
8/19	at Foxboro (45,518)		Patriots 35, Raiders 14
8/24	at Denver (75,103)		Broncos 20, Patriots 17 (OT)
1980	(1-3-0)		
8/11	at Anaheim (66,656)		Patriots 35, Rams 31
8/16	at Oakland (41,649)		Raiders 31, Patriots 29
8/24	at Foxboro (45,207)		Eagles 23, Patriots 17
8/29	at Seattle (64,759)		Seahawks 30, Patriots 23
1981	(4-0-0)		
8/10	at Anaheim (69,006)		Patriots 34, Rams 21
8/15	at Tampa (66,553)		Patriots 17, Bucs 16
8/22	at Foxboro (43,032)		Patriots 23, Raiders 21
8/30	at Foxboro (44,078)		Patriots 19, Redskins 10
1982	(1-3-0)		
8/14	at Knoxville, TN (93,251)		Steelers 24, Patriots 20
8/20	at Philadelphia (56,431)		Eagles 14, Patriots 7
8/28	at Dallas (50,118)		Cowboys 36, Patriots 21
9/ 4	at Foxboro (39,888)		Patriots 41, Packers 27
1983	(0-4-0)		
8/ 6	at Knoxville, TN (42,816)		Steelers 27, Patriots 16
8/14	at San Francisco (50,043)		49ers 17, Patriots 15
8/20	at Los Angeles (40,190)		Rams 13, Patriots 7
8/26	at Tampa Bay (52,108)		Buccaneers 41, Patriots 21

Twenty-four year record: 45-70-1 (.392)

PRESEASON OPPONENTS

NEW YORK GIANTS

AUG. 3-AT FOXBORO

NFC EAST (5th Place)
 Head Coach: Bill Parcells (2nd year 3-12-1)
 Public Relations: Ed Croke
 Office: (201) 935-8111

BUFFALO BILLS

AUG. 11-AT BUFFALO

AFC EAST (3rd Place)
 Head Coach: Kay Stephenson (2nd year 8-8)
 Public Relations: L Budd Thalman (Dave Senko)
 Office: (716) 648-1800

WASHINGTON REDSKINS

AUG. 17-AT WASHINGTON

NFC EAST (1st Place)
 Head Coach: Joe Gibbs (4th year 30-11,
 Postseason 6-1)
 Public Relations: Charlie Taylor (Ronn Levine)
 Office: (703) 471-9100

KANSAS CITY CHIEFS

AUG. 24-AT FOXBORO

AFC WEST (5th Place)
 Head Coach: John Mackovic (2nd year 6-10)
 Public Relations: Bob Sprenger (Gary Heise)
 Office: (816) 924-9300

PRESEASON SERIES STANDINGS

Team	W	L	T	Pct.	PF	PA	Attendance
Atlanta	3	3	0	.500	155	147	260,608
Baltimore	0	1	0	.000	3	33	29,313
Buffalo	6	6	0	.500	178	178	192,317
Chicago	1	0	0	1.000	27	17	50,892
Cincinnati	1	0	0	1.000	21	13	16,900
Cleveland	1	1	0	.500	48	40	78,712
Dallas	0	1	0	.000	21	36	50,118
Denver	2	5	0	.286	162	155	191,712
Detroit	1	2	0	.333	64	86	106,000
Green Bay	3	1	0	.750	113	63	175,453
Houston	0	4	0	.000	43	106	90,616
Kansas City	1	2	0	.333	45	65	65,200
Los Angeles	3	3	0	.500	114	118	320,744
Miami	1	1	0	.500	19	30	33,003
Minnesota	1	1	0	.500	46	27	72,031
New Orleans	2	2	0	.500	58	54	171,117
NY Giants	3	4	0	.429	89	117	294,323
NY Jets	2	10	0	.167	129	298	238,110
Oakland	5	4	1	.550	235	190	339,809
Philadelphia	3	5	0	.375	145	143	298,239
Pittsburgh	1	3	0	.250	52	92	201,846
San Diego	2	3	0	.400	101	145	110,526
San Francisco	0	2	0	.000	22	37	69,728
Seattle	0	1	0	.000	23	30	56,947
Tampa	1	1	0	.500	38	57	114,893
Washington	3	3	0	.500	127	126	191,664
TOTALS	46	69	1	.401	2078	2403	3,820,821

1984 PATRIOTS TRAINING CAMP ROSTER

No.	Name	Pos.	Ht.	Wgt.	NFL Exp.	Birthdate	Birthplace	College	How Acquired
85	Adams, Julius	DE	6-3	265	13	4/26/48	Macon, GA	Texas Southern	D2-'71
46	Andreoli, John	LB	6-2	230	R	3/30/60	Jacksonville, NC	Holy Cross	FA-'84
41	Askew, Ricky	TE	6-5	225	R	2/22/61	Altas, OK	Rice	FA-'84
17	Beauchemin, Mike	QB	6-3	215	R	9/08/61	Woonsocket, RI	Maine	FA-'84
55	Blackmon, Don	OLB	6-3	235	4	3/14/58	Pompano Beach, FL	Tulsa	D4-'81
71	Boizan, Scott	OT	6-4	280	R	7/25/62	Chicago, IL	No. Illinois	D9a-'84
78	Bouliris, Mark	NT	6-3	278	R	10/04/62	Burlington, VT	Harvard	FA-'84
58	Brock, Pete	OC	6-5	270	9	7/14/54	Portland, OR	Colorado	D1b-'76
37	Brown, David	RB	6-2	208	R	4/04/60	Albany, GA	U. of Pacific	FA-'84
3	Camarillo, Rich	P	5-11	191	4	11/29/59	Whittier, CA	Washington	FA-'81
5	Carlos, Domingo	K	5-8	174	R	1/30/62	Portugal	Connecticut	FA-'84
26	Clayborn, Raymond	CB	6-0	186	8	1/02/55	Ft. Worth, TX	Texas	D1a-'77
45	Coash, Beau	TE	6-3	228	1	6/12/60	New York, NY	Middlebury	FA-'84
12	Colao, Tony	QB	6-4	208	R	2/28/61	New Castle, PA	Mt. Union	FA-'84
33	Collins, Tony	RB	5-11	212	4	5/27/59	Sanford, FL	East Carolina	D2-'81
92	Creswell, Smiley	DE	6-4	260	1	12/11/59	Everett, WA	Michigan St.	D5a-'83
91	Crump, George	DE	6-4	260	3	7/22/59	Portsmouth, VA	East Carolina	D4a-'82
75	Cryder, Bob	OT	6-4	280	7	9/07/56	E. St. Louis, IL	Alabama	D1-'78
87	Dawson, Lin	TE	6-3	240	4	6/24/59	Norfolk, VA	No. Carolina St.	D8b-'81
47	Dombroski, Paul	DB	6-0	185	5	8/08/56	Sumter, SC	Linfield Col., OR	W-'81
11	Eason, Tony	QB	6-4	212	2	10/08/59	Walnut Grove, CA	Illinois	D1-'83
70	Ebinger, Phil	OC	6-3	262	R	9/04/62	Columbus, OH	Duke	FA-'84
60	Ekern, Andy	OT	6-6	275	1	7/26/61	Columbia, MO	Missouri	D12b-'83
18	English, Jim	QB	6-1	185	R	12/03/59	Weymouth, MA	Boston University	FA-'84
66	Fairchild, Paul	OG	6-4	270	R	8/14/61	Carroll, IA	Kansas	D5-'84

No.	Name	Pos.	Ht.	Wgt.	NFL Exp.	Birthdate	Birthplace	College	How Acquired
65	Falls, Andrew	OC/OG	6-3	250	R	10/26/61	Rock Island, IL	Cal-State Hayward	FA-'84
63	Flager, Charlie	OG	6-4	260	R	2/28/61	Spokane, WA	Washington St.	D11-'84
1	Franklin, Tony	K	5-8	182	7	11/18/56	Fort Worth, TX	Texas A&M	T-'84
28	Fryar, Irving	WR	6-0	200	R	9/28/62	Mount Holly, NJ	Nebraska	D1-'84
43	Gibson, Ernest	DB	5-10	185	R	10/03/61	Jacksonville, FL	Furman	D6-'84
63	Glover, Clyde	DE	6-6	266	R	7/16/60	New Orleans, LA	Fresno St.	FA-'84
59	Golden, Tim	LB	6-1	220	3	11/15/59	Pahokee, FL	Florida	FA-'82
14	Grogan, Steve	QB	6-4	210	10	7/24/53	San Antonio, TX	Kansas St.	D5a-'75
68	Haley, Darryl	OT	6-4	275	3	2/16/61	Gardena, CA	Utah	D2c-'82
73	Hannah, John	OG	6-3	265	12	4/04/51	Canton, GA	Alabama	D1a-'73
45	Harrison, Phillip	LB	6-4	225	R	12/21/59	Ardmore, PA	Hampton Institute	FA-'84
99	Haugum, Dean	NT	6-1	250	R	9/24/59	Midland, MI	Mesa College	FA-'84
34	Henderson, Curtis	WR	5-10	190	R	8/04/58	Woonsocket, RI	Morgan State	FA-'84
70	Henson, Luther	NT	6-0	275	3	3/25/59	Sandusky, OH	Ohio St.	W-'82
23	Holland, Kenneth	WR	5-7	170	R	10/22/60	San Antonio, TX	Bishop College	FA-'84
76	Holloway, Brian	OT	6-7	285	4	7/25/59	Omaha, NE	Stanford	D1-'81
40	Howell, Harper	TE	6-3	230	R	7/20/61	Coral Gables, FL	UCLA	D12-'84
51	Ingram, Brian	LB	6-4	235	3	10/31/59	Memphis, TN	Tennessee	D4b-'82
37	Ingram, Michael	DB	6-2	197	R	3/30/60	Ft. Pierce, FL	Southern	FA-'84
32	James, Craig	RB	6-0	215	R	2/02/61	Jacksonville, FL	SMU	D7-'83
38	James, Roland	SS	6-2	191	5	2/18/58	Jamestown, OH	Tennessee	D1a-'80
96	Johnson, Vanclive	LB	6-3	230	R	2/09/61	Jamaica, West Indies	So. Conn. St.	FA-'84
83	Jones, Cedric	WR	5-11	184	3	6/01/60	Norfolk, VA	Duke	D3a-'82
7	Kallmeyer, Bruce	K	5-10	180	R	2/08/62	Kansas City, KS	Kansas	D7-'84
19	Kerrigan, Mike	QB	6-3	205	2	4/27/60	Chicago, IL	Northwestern	FA-'82
78	Keyton, James	OT	6-5	280	R	9/09/62	Lansing, MI	Arizona St.	D8-'84
64	King, James	OG/OT	6-6	272	R	5/10/62	Kansas City, MO	W. Kentucky	FA-'84
22	Lee, Keith	DB	5-11	193	4	12/22/57	San Antonio, TX	Colorado St.	FA-'81

No.	Name	Pos.	Ht.	Wgt.	NFL Exp.	Birthdate	Birthplace	College	How Acquired
94	Lee, Keith A.	LB	6-4	230	1	5/11/60	Frederick, MD	Virginia	FA-'83
49	Lewis, Darryl	TE	6-6	226	1	4/16/61	Mt. Pleasant, TX	Texas-Arlington	D5b-'83
64	Ley, Jerome	DE	6-6	265	R	1/25/61	Pittsburgh, PA	Duke	FA-'84
42	Lippett, Ronnie	CB	5-11	180	2	12/10/60	Melbourne, FL	Miami FL	D8-'83
97	Lovelady, Matthew	LB	6-2	225	R	8/07/61	Tunica, MS	Mississippi	FA-'84
36	Lowden, Tony	DB	5-11	180	R	7/02/60	Greenville, SC	U.S. Marine Corps	FA-'84
31	Marion, Fred	FS	6-2	191	3	8/02/59	Gainesville, FL	Miami FL	D5-'82
6	Marlin, Walter	P	6-1	210	R	10/02/58	Woodbury, NJ	Temple	FA-'84
50	McGrew, Larry	OLB	6-5	233	4	7/23/57	Berkley, CA	USC	D2-'80
39	Meacham, Ed	TE	6-4	230	R	2/11/62	Hamilton, NY	Springfield MA	FA-'84
15	Menhardt, Herb	K	5-11	185	R	3/08/58	Philadelphia, PA	Penn St.	FA-'84
67	Moore, Steve	OT	6-4	285	2	10/01/60	Memphis, TN	Tennessee St.	D3b-'83
86	Morgan, Stanley	WR	5-11	181	8	2/17/55	Easley, SC	Tennessee	D1b-'77
16	Mut, Tom	WR	6-0	190	1	7/08/60	New Haven, CT	Rhode Island	FA-'84
57	Nelson, Steve	ILB	6-2	230	11	4/26/51	Farmington, MN	No. Dakota St.	D2b-'74
98	Owens, Dennis	NT	6-1	258	3	2/24/60	Clinton, NC	No. Carolina St.	FA-'82
74	Palmer, Leaf	NT	6-1	261	R	4/04/61	Henniper County, MN	St. Cloud MN	FA-'84
34	Pendergrass, Horace	DB	6-2	196	R	4/05/62	Portsmouth, VA	Elizabeth City St.	FA-'84
35	Peoples, George	RB	6-0	215	3	8/25/60	Tampa, FL	Auburn	FA-'83
88	Ramsey, Derrick	TE	6-5	235	7	12/23/56	Hastings, FL	Kentucky	T-'83
52	Rembert, Johnny	LB	6-3	234	2	1/19/61	Hollandale, MS	Clemson	D4-'83
95	Reynolds, Ed	LB	6-5	230	2	9/23/61	Stuttgart, Germany	Virginia	FA-'83
65	Rogers, Doug	DE	6-5	270	3	6/23/60	Bakersfield, CA	Stanford	FA-'83
25	Sanford, Rick	FS	6-1	192	6	1/09/57	Rock Hill, SC	South Carolina	D1-'79
77	Schafer, Thomas	OC	6-1	264	R	12/08/60	Bryn Mawr, PA	West Chester St.	FA-'84
74	Seccareccia, Bob	OG	6-3	270	R	8/30/61	Providence, RI	Rhode Island	FA-'84
77	Sims, Kenneth	DE	6-5	271	3	10/31/59	Kosse, TX	Texas	D1a-'82

No.	Name	Pos.	Ht.	Wgt.	NFL Exp.	Birthdate	Birthplace	College	How Acquired
27	Smith, Ricky	DB/KR	6-0	182	3	7/20/60	Quincy, FL	Alabama St.	D6-'82
81	Starring, Stephen	WR	5-10	172	2	7/30/61	Baton Rouge, LA	McNeese St.	D3a-'83
43	Strozier, Dwayne	WR	6-2	198	R	7/11/57	Flint, MI	Arizona University	FA-'84
30	Tatupu, Mosi	RB	6-0	227	7	4/26/55	Pago Pago, Amer. Samoa	USC	D8b-'78
8	Thomas, Mike	K	5-11	177	R	11/16/61	Anchorage, AK	San Angelo St.	FA-'84
56	Tippett, Andre	LB	6-3	241	3	12/27/59	Birmingham, AL	Iowa	D2b-'82
82	Weathers, Clarence	WR/KR	5-9	170	2	1/10/62	Green's Pond, SC	Delaware St.	FA-'83
24	Weathers, Robert	RB	6-2	222	3	9/13/60	Westfield, NY	Arizona St.	D2a-'82
53	Weishuhn, Clayton	ILB	6-2	221	3	10/09/59	San Angelo, TX	Angelo St.	D3b-'82
62	Wheeler, Dwight	OC	6-3	274	6	1/13/55	Memphis, TN	Tennessee St.	D4-'78
10	Wienke, David	QB	6-1	196	R	4/18/61	Hinsdale, IL	Rhode Island	FA-'84
80	Williams, Brooks	TE	6-4	226	7	12/07/54	Baltimore, MD	No. Carolina	FA-'83
46	Williams, Craig	FB	6-1	225	R	4/04/62	Jamaica, NY	Lafayette College	FA-'84
21	Williams, Derwin	WR	6-0	170	R	5/06/61	Brownwood, TX	New Mexico	D7-'84
54	Williams, Ed	LB	6-4	244	R	8/09/61	Odessa, TX	Texas	D2-'84
44	Williams, Jonathan	RB	5-9	205	R	6/01/61	Somerville, NJ	Penn St.	D3-'84
72	Williams, Lester	NT	6-3	272	3	1/19/59	Miami, FL	Miami FL	D1b-'82
90	Williams, Toby	DE	6-3	265	2	11/19/59	Washington, DC	Nebraska	D10b-'83
48	Wilson, Darryal	WR	6-0	182	2	9/19/60	Florence, AL	Tennessee	D2-'83
93	Windham, David	LB	6-2	240	R	3/14/61	Mobile, AL	Jackson St.	D9b-'84
61	Wooten, Ron	OG	6-4	273	3	6/28/59	Cape Cod, MA	North Carolina	D6-'81
2	Zendejas, Joaquin	K	5-11	176	1	1/14/60	Mexico	La Verne CA	FA-'83

HEAD COACH — Ron Meyer

ASSISTANT COACHES — Tommy Brasher-Defensive Line, Cleve Bryant-Off. Backs, Lebaron Caruthers-Strength/Conditioning, Steve Endicott-Receivers, Lew Erber-Off. Coordinator/QB's, Rod Rust-Def. Coordinator, Bill Muir-Offensive Line, Dante Scarnecchia-Special Teams/TE's, Steve Sidwell-Linebackers, Steve Walters-Secondary.

REGULAR SEASON OPPONENTS

Note: For your researching convenience opponents are listed in alphabetical order

BUFFALO BILLS

SEPT. 2 — AT BUFFALO

AFC EAST: 8-8 Record, 3rd Place

HEAD COACH: Kay Stephenson (2nd year, 8-8)

PR: L. Budd Thalman (Dave Senko)

PHONE: (716) 648-1800

SERIES NOTES: PATRIOTS LEAD SERIES 24-23-1...'84 season will mark the 48th and 49th regular season meetings between the clubs that began as an original AFL series...Patriots swept the annual two-game series in '83 by blanking the Bills 31-0 (10-23-83) for the first shutout recorded against the Bills since the Patriots' 23-0 victory in Buffalo (9-24-67), and only the second shutout ever against the Bills... Buffalo held the Patriots scoreless in their first regular season meeting ever (9-23-60) at Boston University Field...the second meeting in '83 at Sullivan Stadium completed the Patriots' sweep over the Bills (11-6-83) as the Patriots' defense turned in another outstanding effort holding the Bills to just 263 total net offensive yards...over the years, the series has been characterized by high scoring, as an average of 41.4 points have been scored in each game...76 total points were the most scored in a Patriots-Bills game when the Bills defeated the Patriots 45-31 (11-23-75), as the two teams rolled up 914 total yards.

NOV. 11 — AT FOXBORO

CINCINNATI BENGALS

OCT. 14 — AT FOXBORO

AFC CENTRAL: 7-9 Record, 3rd Place

HEAD COACH: Sam Wyche (1st year)

PR: Al Heim

PHONE: (513) 621-3550

SERIES NOTES: PATRIOTS LEAD SERIES 4-3...In their last meeting, the Patriots defeated the Bengals 20-14 (9-16-79) at Riverfront Stadium, to take a 4-3 lead in the overall series...however, Cincinnati posted an impressive 31-7 victory over the Patriots in their last journey to Foxboro, over a decade ago in 1972...the Patriots dominated the Bengals in the early meetings by sweeping the first two confrontations 33-14 and 25-14 in 1968 and 1969 respectively...although the Patriots hold an edge in the win-loss column, Cincinnati has the advantage in total points scored...the Bengals are averaging 16.8 points per game, and have scored 138 points overall, while the Patriots are averaging 13.1 points per game and have totaled 92 points against a tough Cincinnati defense.

CLEVELAND BROWNS

OCT. 7 — AT CLEVELAND

AFC CENTRAL: 9-7 Record, 2nd Place

HEAD COACH: Sam Rutigliano (7th year, 46-43, Postseason 0-2)

PR: Kevin Byrne (Chuck Fisher)

PHONE: (216) 696-5555

SERIES NOTES: BROWNS LEAD SERIES 5-1...In their most recent meeting (11-20-83) the Browns defense shut down the Patriots' offense by intercepting 5 passes and holding New England scoreless for the only shutout in the six-game series...Cleveland's Mike Pruitt led the Browns' charge by rushing for 136 yards and one touchdown, while PK Matt Bahr connected on all three of his field goal attempts...in New England's lone victory against the Browns (9-7-80), QB Steve Grogan's 277 yards passing and three touchdowns led the way and WR Stanley Morgan hauled in a 67-yard touchdown strike and finished the day with 102 yards receiving to push the Patriots to a 34-17 victory in Foxboro...prior to the Patriots' win, the Browns won three straight, including a Monday night 30-27 overtime win at Cleveland (9-26-77).

DALLAS COWBOYS

NOV. 22 (Thanksgiving) — AT DALLAS

NFC EAST: 12-4 Record, 2nd Place

HEAD COACH: Tom Landry (25th year, 214-119-6, Postseason 20-15)

PR: Doug Todd and Greg Aiello

PHONE: (214) 369-8000

SERIES NOTES: DALLAS LEADS SERIES 4-0...The Cowboys-Patriots games have historically been action-packed, high-scoring affairs...in four previous meetings, the teams have scored an average of 53.2 points per game, with the Cowboys claiming victory in all four games...the teams last met in 1981 and produced a Monday night thriller (9-21)...in that game, Dallas RB Tony Dorsett ran for 162 yards, on just 19 carries for an 8.5 yards per carry average, including a 75-yard scoring burst...just minutes into the third quarter, Patriots' RB Mosi Tatupu rambled 38 yards for a New England touchdown and the lead for the first time in the game, but three second-half Rafael Septien field goals (four field goals on the day) tilted the scales in the Cowboys' favor.

DENVER BRONCOS

NOV. 4 — AT DENVER

AFC WEST: 9-7 Record, 3rd Place

HEAD COACH: Dan Reeves (4th year, 21-20, Postseason 0-1)

PR: Charlie Lee (Jim Saccomano)

PHONE: (303) 296-1982

SERIES NOTES: PATRIOTS LEAD SERIES 12-10...In their last meeting (9-29-80) the Patriots walked away victorious, beating the Broncos 23-14 as three John Smith field goals tipped the scales in the Patriots' favor... 1984 confrontation will mark the 23rd regular season meeting between the clubs that began as an original AFL series...the series has been characterized by high scoring throughout the 22-games...an average of 45.2 points per game has been scored with the Patriots averaging just over 23 points per game, and the Broncos averaging 22.1 points per game...when the two teams first met in 1960, the Broncos dominated the Patriots, sweeping both games...however, the tide soon turned, and the Patriots took the next four games, and continued the domination by winning 7 of 8 from 1961 to 1964.

INDIANAPOLIS COLTS

NOV. 18 — AT INDIANAPOLIS

DEC. 16 — AT FOXBORO

AFC EAST: 7-9 Record, 4th Place

HEAD COACH: Frank Kush (3rd year, 7-17-1)

PR: Bob Walters (Bob Eeller)

PHONE: (317) 252-2658

SERIES NOTES: COLTS LEAD SERIES 15-12...The Colts swept the annual two-game series in '83 with an overtime victory (9-4-83) at Foxboro, and a 12-7 victory in Baltimore (10-9-83)...in the overtime loss, Patriots' RB Tony Collins fumbled the football after being hit by the Colts' LB Johnnie Cooks, and the ball was scooped up, and returned 52 yards by Vernon Maxwell for the winning touchdown just 30 seconds into the overtime period...the second meeting between the two clubs (10-9-83) produced a defensive struggle.... a 52-yard Allegre field goal and a Donnell Thompson sack of Patriots' QB Steve Grogan in the endzone for a safety provided the necessary points to push the Colts to victory after the Patriots had jumped out to an early lead...the Colts victory quieted a brilliant performance by Patriots' WR Stanley Morgan who pulled down 9 Grogan passes for 136 yards...the Colts continued their streak of beating the Patriots at Foxboro in the odd numbered years since '73 ('73, '75, '77, '79, '81 and '83), while the Patriots will try to continue their streak of beating the Colts at home in the even numbered years since '74, in 1984...series dates back to a 14-6 Colt victory at Harvard Stadium on 10-4-70.

MIAMI DOLPHINS

SEPT. 9 — AT MIAMI

OCT. 21 — AT FOXBORO

AFC EAST: 12-4 Record, 1st Place

HEAD COACH: Don Shula (15th year, Miami, 142-57-2, Postseason 11-8)

(7 years, Baltimore, 71-23-4, Postseason 2-3)

PR: Chip Namias

PHONE: (305) 576-1000

SERIES NOTES: DOLPHINS LEAD SERIES 21-13...The annual series between the two clubs was split in 1983 as the Patriots beat the Dolphins 17-6 in Foxboro (11-13-83) before a sellout crowd, limiting the Miami offense to a mere 81 yards on the ground, 141 yards through the air, and two Uwe Von Schamann field goals...meanwhile, the Patriots rolled up 224 yards rushing with Mosi Tatupu leading the way with 95 yards on the ground, including a 55-yard burst from the Patriots' two-yardline to keep the Dolphins from striking distance in the fourth quarter...at the Orange Bowl (9-11-83) the Dolphins built up an early lead, that survived a 21 point New England fourth quarter, as the Dolphins won 34-24 in the 89 degree heat of Miami...the Dolphins have enjoyed domination at the Orange Bowl against the Patriots, winning the last 16 meetings...the Patriots last victory at the Orange Bowl was a 20-14 win in 1966...the only other game played on Florida soil resulted in a 38-23 Patriots' victory at Tampa (11-30-69)...since 1974 the Patriots have dominated the Dolphins at home, winning 8 of the last 10 outings.

NEW YORK JETS

SEPT. 30 — AT MEADOWLANDS (NJ)

OCT. 28 — AT FOXBORO

AFC EAST: 7-9 Record, 5th Place

HEAD COACH: Joe Walton (2nd year, 7-9)

PR: Frank Ramos (Ron Cohen)

PHONE: (212) 421-6600

SERIES NOTES: JETS LEAD SERIES 28-18-1...'84 season will mark the 48th and 49th regular season meetings between the two clubs that began as an original AFL series in 1960... in their first meeting in '83 (9-18-83), the Patriots broke a three-game Jets winning streak as RB Tony Collins set a club record when he ran for 212 yards and recorded three touchdowns...the teams' second meeting (11-27-83) at NY saw the tables turn, and the Jets walked away with a 26-3 victory...then Jets QB Richard Todd connected on 22 of 36 passes for 305 yards and scoring strikes of 64 and 8 yards to WR Wesley Walker...the Patriots' 56-3 (9-9-79) and 55-21 (10-29-78) victories over the Jets represent the most points scored in a game by a Patriot team...in the first game, Patriots' QB Steve Grogan fired 5 touchdown passes, and accounted for 315 yards through the air without an interception...in the '78 game, Grogan fired another 4 TD passes, again, without an interception.

PHILADELPHIA EAGLES

DEC. 9 — AT PHILADELPHIA

NFC EAST: 5-11 Record, 4th Place

HEAD COACH: Marion Campbell (2nd year, 5-11)
(2 years Atlanta 8-20)

PR: Jim Gallagher and Ed Wisneski

PHONE: (215) 463-2500

SERIES NOTES: SERIES TIED 2-2...The home field advantage has held the key to victory in the Patriots-Eagles series...the Eagles narrowly beat the Patriots 24-23 in the series opener, in 1973, at Veterans Stadium, and the Patriots quickly rebounded to take the next two games, both played in Foxboro, and take a lead in the series...however, the tide turned again, as the home field advantage moved back to Veterans Stadium, and the Eagles won a defensive battle 13-3, in 1981...in that game, the Eagles' defense picked off 5 passes, and Philadelphia RB Wilbert Montgomery rushed 18 times for 137 yards to even the series at two games apiece...in the Patriots' 1978 victory over the Eagles, before a sellout crowd in Foxboro, Patriots' WR Stanley Morgan caught three Steve Grogan passes for 104 yards, including a 58-yard bomb to help the Patriots to victory in the Eagles' last appearance in Foxboro.

ST. LOUIS CARDINALS

DEC. 2 — AT FOXBORO

NFC EAST: 8-7-1 Record, 3rd Place

HEAD COACH: Jim Hanifan (5th year, 25-31-1)

PR: Mike Menchel (Greg Gladysiewski)

PHONE: (314) 421-0777

SERIES NOTES: ST. LOUIS LEADS SERIES 3-1...The Cardinal defense has yielded a stingy 13.2 average points per game against the Patriots in the previous four meetings, while the Cardinals' offense has produced an average of 22 points per game...in their first meeting in 1970, the Cardinals blanked the Patriots 31-0 at Busch Memorial Stadium...in the Patriots-Cardinals game in 1975, St. Louis running back Terry Metcalf returned a second quarter Mike Patrick punt 69 yards for a Cardinal touchdown, and later added scoring bursts from 1 and 7 yards to lead the Cardinals to victory, 24-17...the Patriots' sole victory over the Cardinals was a 16-6 defensive struggle at Busch Memorial Stadium (9-10-78)...in that game, Patriots' quarterback Steve Grogan passed for one touchdown and ran for another, beating a stubborn Cardinal defense in the 91 degree heat of St. Louis.

SEATTLE SEAHAWKS

SEPT. 16 — AT FOXBORO

AFC WEST: 9-7 Record, 2nd Place

HEAD COACH: Chuck Knox (2nd year 9-7, Postseason 2-1)

(5 years Buffalo 37-36, Postseason 1-2)

(5 years Los Angeles 54-15-1, Postseason 3-5)

PR: Gary Wright (Dave Neubert)

PHONE: (206) 827-9777

SERIES NOTES: PATRIOTS LEAD SERIES 3-1...In the '83 season finale, the Seahawks defeated the Patriots for the first time ever 24-6, with Seattle WR Steve Largent leading the way by catching 7 passes for 133 yards and a touchdown...in that same game, Seahawk rookie sensation, RB Curt Warner, rambled for 116 yards and DE Jacob Green sacked Patriots' rookie quarterback Tony Eason three times for 29 total yards in losses...earlier confrontations between the two AFC teams were characterized by Patriots' domination...in 1980, Patriots WR Stanley Morgan gathered in 4 Steve Grogan aerials for 135 yards, as the Patriots defeated the Seahawks 30-23 at the Kingdome in Seattle...in the only Patriots-Seahawk game in Foxboro, the Patriots kicked off the series between the two teams by shutting out the Seahawks 31-0 as the Patriots' defense allowed the Seahawks only 166 total yards (10-9-77)...that game was the first of two shutouts the Patriots have recorded against the Seahawks...the other came at the Kingdome as the Patriots rolled to a 16-0 victory (12-19-82) in Coach Ron Meyer's first year as Head Coach.

WASHINGTON REDSKINS

SEPT. 23 — AT FOXBORO

NFC EAST: 14-2 Record, 1st Place

HEAD COACH: Joe Gibbs (4th year, 30-11, Postseason 6-1)

PR: Charlie Taylor (Ronn Levine)

PHONE: (703) 471-9100

SERIES NOTES: WASHINGTON LEADS SERIES 2-1...In the last meeting (10-25-81) Washington edged out the Patriots 24-22 in a closely fought game on an overcast day at R.F.K. Stadium in Washington... the Patriots, led by QB Steve Grogan's 306 yards through the air, outplayed the Redskins, and had the advantage in nearly every statistical category...however, a 75-yard Mike Nelms punt return, late in the second quarter, spelled the difference...another "big play" resulted in victory for the Redskins in the teams' second meeting (9-3-78)...after Redskin DT Dave Butz forced a fumble from Patriots' RB Horace Ivory, Washington LB Brad Dusek picked up the loose ball and raced 31 yards with just 2:40 left in the game to give Washington a come-from-behind victory, 16-14...closely contested games is the trademark of Patriots-Redskins' meetings as the first time the teams met, back in 1972, the Patriots walked away with a one point victory 24-23 in Foxboro.

REGULAR SEASON RESULTS

1960 (Fourth in AFL-East, 5-9-0) Head Coach: Lou Saban

Date	Score	Opponent	Result	Record	Attendance
9/ 9	10-13	Denver	L	0-1	21,597
9/16	28-24	at New York	W	1-1	19,220
9/23	0-13	Buffalo	L	1-2	20,732
10/ 8	35- 0	at Los Angeles	W	2-2	18,226
10/16	14-27	Oakland (at S.F.)	L	2-3	11,500
10/23	24-31	at Denver	L	2-4	12,683
10/28	16-45	Los Angeles	L	2-5	13,988
11/ 4	34-28	Oakland	W	3-5	8,446
11/11	38-21	New York	W	4-5	11,653
11/18	42-14	Dallas	W	5-5	14,721
11/25	10-24	Houston	L	5-6	27,123
12/ 4	14-38	at Buffalo	L	5-7	14,335
12/11	0-34	at Dallas	L	5-8	12,000
12/18	21-37	at Houston	L	5-9	22,352

Total 286-349 228,576

NOTE: All home games played at Boston University Field.

1961 (Second in AFL-East, 9-4-1) Head Coach: Lou Saban (2-3-0), Mike Holovak (7-1-1)

Date	Score	Opponent	Result	Record	Attendance
9/ 9	20-21	New York	L	0-1	16,683
9/16	45-17	Denver	W	1-1	14,479
9/23	23-21	at Buffalo	W	2-1	21,504
10/ 1	30-37	at New York	L	2-2	15,189
10/ 7	27-38	San Diego	L	2-3	17,748
10/13	31-31	Houston	T	2-3-1	15,070
10/22*	52-21	Buffalo	W	3-3-1	9,398
10/29	18-17	at Dallas	W	4-3-1	20,500
11/ 3	28-21	Dallas	W	5-3-1	25,063
11/12	15-27	at Houston	L	5-4-1	35,649
11/17	20-17	Oakland	W	6-4-1	17,169
12/ 3	28-24	at Denver	W	7-4-1	9,303
12/ 9	35-21	Oakland (at S.F.)	W	8-4-1	6,500
12/17	41- 0	at San Diego	W	9-4-1	21,339

Total 413-313 245,594

* Hurricane threat postponed this originally scheduled night game from October 20.

NOTE: All home games played at Boston University Field.

1962 (Second in AFL-East, 9-4-1) Head Coach: Mike Holovak

Date	Score	Opponent	Result	Record	Attendance
9/ 8	28-42	at Dallas	L	0-1	32,000
9/16	34-21	Houston	W	1-1	32,276
9/21	41-16	Denver	W	2-1	21,038
10/ 6	43-14	at New York	W	3-1	14,412
10/12	7-27	Dallas	L	3-2	23,874
10/19	24-20	San Diego	W	4-2	20,888
10/26	26-16	Oakland	W	5-2	12,514
11/ 3	28-28	at Buffalo	T	5-2-1	33,247
11/11	33-29	at Denver	W	6-2-1	28,187
11/18	17-21	at Houston	L	6-3-1	35,250
11/23	21-10	Buffalo	W	7-3-1	20,021
11/30	24-17	New York	W	8-3-1	20,015
12/ 9	20-14	at San Diego	W	9-3-1	19,887
12/16	0-20	at Oakland	L	9-4-1	8,000

Total 346-295 321,609

NOTE: all home games played at Boston University Field with exception of 9/16 game vs Houston which was played at Harvard Stadium.

FOR THE RECORD. . . .

In regular season play, there are three NFL stadiums in which the Patriots have never appeared. The group includes; Milwaukee Stadium (Green Bay Packers), Arrowhead Stadium (Kansas City Chiefs), and the Metrodome (Minnesota Vikings).

1963 (First in AFL-East, 7-6-1) Head Coach: Mike Holovak

Date	Score	Opponent	Result	Record	Attendance
9/ 8	38-14	New York	W	1-0	24,120
9/14	13-17	at San Diego	L	1-1	26,097
9/22	20-14	at Oakland	W	2-1	17,131
9/29	10-14	at Denver	L	2-2	18,636
10/ 5	24-31	at New York	L	2-3	16,769
10/11	20-14	Oakland	W	3-3	26,494
10/18	40-21	Denver	W	4-3	25,418
10/26	21-28	at Buffalo	L	4-4	29,243
11/ 1	45- 3	Houston	W	5-4	31,185
11/10	6- 7	San Diego	L	5-5	28,402
11/17	24-24	Kansas City	T	5-5-1	17,270
12/ 1	17- 7	Buffalo	W	6-5-1	16,981
12/ 8	46-28	at Houston	W	7-5-1	23,462
12/14	3-35	at Kansas City	L	7-6-1	12,598

Total 327-257 313,806

EASTERN DIVISION CHAMPIONSHIP

12/28 26-6 at Buffalo W 33,044

AFL CHAMPIONSHIP

1/ 5 10-51 at San Diego L 31,270

Grand

Total 363-316 378,120

NOTE: All home games played at Fenway Park with exception of 9/8 vs New York which was played at Boston College Alumni Stadium.

1964 (Second AFL-East, 10-3-1) Head Coach: Mike Holovak

Date	Score	Opponent	Result	Record	Attendance
9/13	17-14	at Oakland	W	1-0	21,126
9/20	33-28	at San Diego	W	2-0	20,568
9/27	26-10	New York	W	3-0	22,716
10/ 4	39-10	at Denver	W	4-0	15,485
10/ 9	17-26	San Diego	L	4-1	35,006
10/16	43-43	Oakland	T	4-1-1	23,279
10/23	24- 7	Kansas City	W	5-1-1	27,400
10/31	14-35	at New York	L	5-2-1	45,033
11/ 6	25-24	Houston	W	6-2-1	28,161
11/15	36-28	at Buffalo	W	7-2-1	42,308
11/20	12- 7	Denver	W	8-2-1	24,979
11/29	34-17	at Houston	W	9-2-1	17,560
12/ 6	31-24	at Kansas City	W	10-2-1	13,166
12/20	14-24	Buffalo	L	10-3-1	38,021

Total 365-297 374-898

NOTE: All home games played at Fenway Park with exception of 9/27 vs. New York which was played at Boston College Alumni Stadium.

1965 (Third in AFL-East, 4-8-2), Head Coach: Mike Holovak

Date	Score	Opponent	Result	Record	Attendance
9/11	7-24	at Buffalo	L	0-1	45,502
9/19	10-31	at Houston	L	0-2	32,445
9/24	10-27	Denver	L	0-3	26,782
10/ 3	17-27	at Kansas City	L	0-4	26,773
10/ 8	10-24	Oakland	L	0-5	24,824
10/17	13-13	San Diego	T	0-5-1	20,924
10/24	21-30	at Oakland	L	0-6-1	20,858
10/31	22- 6	at San Diego	W	1-6-1	33,366
11/ 7	7-23	Buffalo	L	1-7-1	24,415
11/14	20-30	New York	L	1-8-1	18,589
11/21	10-10	Kansas City	T	1-8-2	13,056
11/28	27-23	at New York	W	2-8-2	59,334
12/12	28-20	at Denver	W	3-8-2	27,207
12/18	42-14	Houston	W	4-8-2	14,508

Total 244-302 388,583

NOTE: All home games played at Fenway Park.

FOR THE RECORD. . . .

When the Patriots hosted the Pittsburgh Steelers at Neyland Stadium in Knoxville, Tennessee in a 1982 preseason game, they played before a capacity crowd of 93,251, the second largest group ever to see an NFL preseason game. The largest preseason crowd in NFL history was a group of 95,985 fans who saw the Rams and Redskins play in Los Angeles on August 15, 1951.

1966 (Second in AFL-East, 8-4-2) Head Coach: Mike Holovak

Date	Score	Opponent	Result	Record	Attendance
9/10	0-24	at San Diego	L	0-1	29,539
9/18	24-10	at Denver	W	-1-1	25,337
9/25	24-43	Kansas City	L	1-2	22,641
10/ 2	24-24	New York	T	1-2-1	27,255
10/ 8	20-10	at Buffalo	W	2-2-1	45,542
10/23	35-17	San Diego	W	3-2-1	32,371
10/30	24-21	Oakland	W	4-2-1	26,941
11/ 6	10-17	Denver	L	4-3-1	18,154
11/13	27-21	Houston	W	5-3-1	23,426
11/20	27-27	at Kansas City	T	5-3-1	41,475
11/27	20-14	at Miami	W	6-3-2	22,754
12/ 4	14- 3	Buffalo	W	7-3-2	39,350
12/11	38-14	at Houston	W	8-3-2	17,100
12/18	28-38	at New York	L	8-4-2	58,921
Total	315-283				430,806

NOTE: All home games played at Fenway Park.

1967 (Fifth in AFL-East, 3-10-1) Head Coach: Mike Holovak

Date	Score	Opponent	Result	Record	Attendance
9/ 3	21-26	at Denver	L	0- 1	35,488
9/ 9	14-28	at San Diego	L	0- 2	39,337
9/27	7-35	at Oakland	L	0- 3	26,289
9/24	23- 0	at Buffalo	W	1- 3	45,748
10/ 8*	31-31	at San Diego	T	1- 3-1	23,620
10/15	41-10	Miami	W	2- 3-1	23,955
10/22	14-48	Oakland	L	2- 4-1	25,057
10/29	23-30	at New York	L	2- 5-1	62,784
11/ 5	18- 7	Houston	W	3- 5-1	19,422
11/12	10-33	Kansas City	L	3- 6-1	23,010
11/19	24-29	New York	L	3- 7-1	26,790
11/26	6-27	at Houston	L	3- 8-1	28,044
12/ 9	16-44	Buffalo	L	3- 9-1	20,627
12/17	32-41	at Miami	L	3-10-1	25,969
Total	280-389				426,140

* Scheduled as home game, played at San Diego because of World Series at Fenway Park.

NOTE: All home games played in Fenway Park with exception of 10/15 vs. Miami which was played at Boston College Alumni Stadium.

1968 (Fourth in AFL-East, 4-10-0) Head Coach: Mike Holovak

Date	Score	Opponent	Result	Record	Attendance
9/ 8	16- 7	at Buffalo	W	1- 0	38,865
9/22*	31-47	New York	L	1- 1	29,192
9/29	20-17	at Denver	W	2- 1	37,024
10/ 6	10-41	at Oakland	L	2- 2	44,253
10/13	0-16	Houston	L	2- 3	32,502
10/20	23- 6	Buffalo	W	3- 3	21,082
10/27	14-48	at New York	L	3- 4	62,351
11/ 3	14-35	Denver	L	3- 5	18,304
11/10	17-27	San Diego	L	3- 6	19,278
11/17	17-31	at Kansas City	L	3- 7	48,271
11/24	10-34	Miami	L	3- 8	18,305
12/ 1	33-14	Cincinnati	W	4- 8	17,796
12/ 8	7-38	at Miami	L	4- 9	24,242
12/15	17-45	at Houston	L	4-10	34,198
Total	229-406				445,663

* Scheduled as home game, played in Birmingham, Alabama, because of conflict with major league baseball.

NOTE: All home games played at Fenway Park.

1969 (Tied for third in AFL-East, 4-10-0) Head Coach: Clive Rush

Date	Score	Opponent	Result	Record	Attendance
9/14	7-35	at Denver	L	0- 1	43,679
9/21	0-31	Kansas City	L	0- 2	22,002
9/28	23-38	Oakland	L	0- 3	19,069
10/ 5	14-23	New York	L	0- 4	25,584
10/11	16-23	at Buffalo	L	0- 5	46,201
10/19	10-13	San Diego	L	0- 6	18,346
10/26	17-23	at New York	L	0- 7	62,298
11/ 2	24- 0	Houston	W	1- 7	19,006
11/ 9	16-17	Miami	L	1- 8	19,821
11/16	25-14	at Cincinnati	W	2- 8	27,927
11/23	35-21	Buffalo	W	3- 8	25,584
11/30	38-23	Miami (at Tampa)	W	4- 8	32,121
12/ 7	18-28	at San Diego	L	4- 9	33,146
12/14	23-27	at Houston	L	4-10	39,215
Total	266-316				433,999

NOTE: All home games played at Boston College Alumni Stadium.

1970 (Fifth in AFC-East, 2-12-0) Head Coach Clive Rush (1-6-0), John Mazur (1-6-0)

Date	Score	Opponent	Result	Record	Attendance
9/20	27-14	Miami	W	1- 0	32,607
9/27	21-31	New York Jets	L	1- 1	36,040
10/ 4	6-14	Baltimore	L	1- 2	38,235
10/11	10-23	at Kansas City	L	1- 3	50,698
10/18	0-16	New York Giants	L	1- 4	39,091
10/25	3-27	at Baltimore	L	1- 5	60,240
11/ 1	10-45	Buffalo	L	1- 6	31,148
11/ 8	0-31	at St. Louis	L	1- 7	46,466
11/15	14-16	San Diego	L	1- 8	30,597
11/22	3-17	at New York Jets	L	1- 9	61,822
11/29	14-10	at Buffalo	W	2- 9	31,427
12/ 6	20-37	at Miami	L	2-10	51,032
12/13	14-35	Minnesota	L	2-11	37,819
12/20	7-45	at Cincinnati	L	2-12	60,157
Total	149-361				697-379

NOTE: All home games played at Harvard Stadium.

1971 (Third in AFC-East, 6-8-0) Head Coach: John Mazur

Date	Score	Opponent	Result	Record	Attendance
9/19	20- 6	Oakland	W	1-0	55,405
9/26	7-34	Detroit	L	1-1	61,057
10/ 3	3-23	Baltimore	L	1-2	61,232
10/10	20- 0	New York Jets	W	2-2	61,357
10/17	3-41	at Miami	L	2-3	58,822
10/24	21-44	at Dallas	L	2-4	65,708
10/31	10-27	at San Francisco	L	2-5	45,092
11/ 7	28-20	Houston	W	3-5	53,155
11/14	38-33	Buffalo	W	4-5	57,446
11/21	7-27	at Cleveland	L	4-6	65,238
11/28	20-27	at Buffalo	L	4-7	27,166
12/ 5	34-13	Miami	W	5-7	61,457
12/12	6-13	at New York Jets	L	5-8	63,175
12/19	21-17	at Baltimore	W	6-8	57,942
Total	238-325				794,252

NOTE: All home games played at Schaefer Stadium.

1972 (Fifth in AFC-East, 3-11-0) Head Coach: John Mazur (2-7-0), Phil Bengston (1-4-0)

Date	Score	Opponent	Result	Record	Attendance
9/17	7-31	Cincinnati	L	0- 1	60,999
9/24	21-20	Atlanta	W	1- 1	60,999
10/ 1	24-23	Washington	W	2- 1	60,999
10/ 8	14-38	at Buffalo	L	2- 2	41,749
10/15	13-41	New York Jets	L	2- 3	60,999
10/22	3-33	at Pittsburgh	L	2- 4	46,081
10/29	10-24	at New York Jets	L	2- 5	62,867
11/ 6	17-24	Baltimore	L	2- 6	60,999
11/12	0-52	at Miami	L	2- 7	80,010
11/19	24-27	Buffalo	L	2- 8	60,999
11/26	0-31	at Baltimore	L	2- 9	54,907
12/ 3	21-37	Miami	L	2-10	60,999
12/10	17-10	at New Orleans	W	3-10	64,889
12/17	21-45	at Denver	L	3-11	51,656
Total	192-446				829,152

1973 (Third in AFC-East, 5-9-0), Head Coach: Chuck Fairbanks

Date	Score	Opponent	Result	Record	Attendance
9/16	13-31	Buffalo	L	0-1	56,114
9/23	7-10	Kansas City	L	0-2	57,918
9/30	23-44	at Miami	L	0-3	80,047
10/ 7	24-16	Baltimore	W	1-3	57,044
10/14	7- 9	New York Jets	L	1-4	58,659
10/21	13-10	at Chicago	W	2-4	55,701
10/28	14-30	Miami	L	2-5	61,279
11/ 4	23-24	at Philadelphia	L	2-6	65,070
11/11	13-33	at New York Jets	L	2-7	60,737
11/18	33-24	Green Bay	W	3-7	61,279
11/25	32- 0	at Houston	W	4-7	27,344
12/ 2	30-14	San Diego	W	5-7	58,150
12/ 9	13-37	at Buffalo	L	5-8	75,841
12/16	13-18	at Baltimore	L	5-9	52,065
Total	258-300				827,248

1974 (Tied for third in AFC-East, 7-7-0) Head Coach: Chuck Fairbanks

Date	Score	Opponent	Result	Record	Attendance
9/15	34-24	Miami	W	1-0	55,006
9/22	28-20	at New York Giants	W	2-0	49,267
9/29	20-14	Los Angeles	W	3-0	61,279
10/ 6	42- 3	Baltimore	W	4-0	59,502
10/13	24- 0	at New York Jets	W	5-0	61,400
10/20	28-30	at Buffalo	L	5-1	80,020
10/27	17-14	at Minnesota	W	6-1	48,497
11/ 3	28-29	Buffalo	L	6-2	61,279
11/10	14-21	Cleveland	L	6-3	61,279
11/17	16-21	New York Jets	L	6-4	61,279
11/24	27-17	at Baltimore	W	7-4	38,971
12/ 1	26-41	at Oakland	L	7-5	54,020
12/ 8	17-21	Pittsburgh	L	7-6	61,279
12/15	27-34	at Miami	L	7-7	79,420
Total	348-289				832,498

1975 (Fifth in AFC-East, 3-11-0) Head Coach: Chuck Fairbanks

Date	Score	Opponent	Result	Record	Attendance
9/21	0- 7	Houston	L	0- 1	54,212
9/28	14-22	Miami	L	0- 2	61,279
10/ 5	7-36	at New York Jets	L	0- 3	61,415
10/12	10-27	at Cincinnati	L	0- 4	55,856
10/19	21-10	Baltimore	W	1- 4	56,844
10/26	24-16	San Francisco	W	2- 4	60,691
11/ 2	17-24	at St. Louis	L	2- 5	47,263
11/ 9	33-19	at San Diego	W	3- 5	26,090
11/16	31-34	Dallas	L	3- 6	61,279
11/23	31-45	at Buffalo	L	3- 7	69,207
12/ 1	7-20	at Miami	L	3- 8	68,480
12/ 7	28-30	New York Jets	L	3- 9	57,539
12/14	14-34	Buffalo	L	3-10	59,646
12/21	21-34	at Baltimore	L	3-11	50,801
Total	258-358				790,602

1976 (Tied for First in AFC-East, 11-3-0) Head Coach: Chuck Fairbanks

Date	Score	Opponent	Result	Record	Attendance
9/12	13-27	Baltimore	L	0-1	43,637
9/19	30-14	Miami	W	1-1	46,227
9/26	30-27	at Pittsburgh	W	2-1	50,350
10/ 3	48-17	Oakland	W	3-1	61,279
10/10	10-30	at Detroit	L	3-2	63,711
10/18	41- 7	New York Jets	W	4-2	51,236
10/24	26-22	at Buffalo	W	5-2	50,383
10/31	3-10	at Miami	L	5-3	57,984
11/ 7	20-10	Buffalo	W	6-3	61,279
11/14	21-14	at Baltimore	W	7-3	60,020
11/21	38-24	at New York Jets	W	8-3	58,509
11/28	38-14	Denver	W	9-3	61,279
12/ 5	27- 6	New Orleans	W	10-3	54,057
12/12	31-14	at Tampa	W	11-3	46,475
Total	376-236				820,463

AFC PLAYOFF

12/18	21-24	at Oakland	L		54,037
-------	-------	------------	---	--	--------

Grand

Total	397-260				874,500
--------------	----------------	--	--	--	----------------

1977 (Third in AFC-East, 9-5-0) Head Coach: Chuck Fairbanks

Date	Score	Opponent	Result	Record	Attendance
9/18	21-17	Kansas City	W	1-0	58,288
9/26	27-30	at Cleveland (OT)	L	1-1	77,910
10/ 2	27-30	at New York Jets	L	1-2	49,801
10/ 9	31- 0	Seattle	W	2-2	54,363
10/16	24-20	at San Diego	W	3-2	51,143
10/23	17- 3	Baltimore	W	4-2	61,279
10/30	24-13	New York Jets	W	5-2	61,279
11/ 6	14-24	Buffalo	L	5-3	61,279
11/13	5-17	at Miami	L	5-4	67,907
11/20	20- 7	at Buffalo	W	6-4	31,157
11/27	14- 6	Philadelphia	W	7-4	58,192
12/ 4	16-10	at Atlanta	W	8-4	60,738
12/11	14-10	Miami	W	9-4	61,279
12/18	24-30	at Baltimore	L	9-5	60,763
Total	278-217				815,378

1978 (Tied for First in AFC-East, 11-5-0) Head Coach: Chuck Fairbanks (11-4-0),**Ron Erhardt & Hank Bullough co-head coaches for final game at Miami**

Date	Score	Opponent	Result	Record	Attendance
9/ 3	14-16	Washington	L	0-1	55,063
9/10	16- 6	at St. Louis	W	1-1	49,555
9/18	27-34	Baltimore	L	1-2	57,503
9/24	21-14	at Oakland	W	2-2	53,500
10/ 1	28-23	San Diego	W	3-2	61,297
10/ 8	24-14	Philadelphia	W	4-2	61,297
10/15	10- 3	at Cincinnati	W	5-2	56,257
10/22	33-24	Miami	W	6-2	61,297
10/29	55-21	New York Jets	W	7-2	61,297
11/ 5	14-10	at Buffalo	W	8-2	46,101
11/12	23-26	Houston	L	8-3	61,297
11/19	19-17	at New York Jets	W	9-3	60,372
11/26	35-14	at Baltimore	W	10-3	49,404
12/ 3	10-17	at Dallas	L	10-4	65,045
12/10	26-24	Buffalo	W	11-4	59,927
12/18	3-23	at Miami	L	11-5	75,445
Total	358-286				934,657
AFC PLAYOFF					
12/31	14-31	Houston	L		61,297
Grand Total	372-317				995,954

1979 (Second in AFC-East, 9-7-0) Head Coach: Ron Erhardt

Date	Score	Opponent	Result	Record	Attendance
9/ 3	13-16	Pittsburgh (OT)	L	0-1	61,297
9/ 9	56- 3	NY Jets	W	1-1	53,220
9/16	20-14	at Cincinnati	W	2-1	46,581
9/23	27-21	San Diego	W	3-1	61,297
10/ 1	14-27	at Green Bay	L	3-2	56,212
10/ 7	24-17	Detroit	W	4-2	61,297
10/14	27- 7	at Chicago	W	5-2	57,979
10/21	28-13	Miami	W	6-2	61,297
10/28	26-31	at Baltimore	L	6-3	47,042
11/ 4	26- 6	at Buffalo	W	7-3	69,465
11/11	10-45	at Denver	L	7-4	75,103
11/18	50-21	Baltimore	W	8-4	61,297
11/25	13-16	Buffalo (OT)	L	8-5	61,297
11/29	24-39	at Miami	L	8-6	75,037
12/ 9	26-27	at NY Jets	L	8-7	60,372
12/16	27-23	Minnesota	W	9-7	57,985
Total	411-326				966,778

1980 (Second in AFC-East, 10-6-0) Head Coach: Ron Erhardt

Date	Score	Opponent	Result	Record	Attendance
9/ 7	34-17	Cleveland	W	1-0	49,222
9/14	21-37	Atlanta	L	1-1	48,321
9/21	37-31	at Seattle	W	2-1	61,035
9/29	23-14	Denver	W	3-1	59,602
10/ 5	21-11	at New York Jets	W	4-1	53,603
10/12	34- 0	Miami	W	5-1	60,377
10/19	37-21	at Baltimore	W	6-1	53,924
10/26	13-31	at Buffalo	L	6-2	75,092
11/ 2	34-21	New York Jets	W	7-2	60,834
11/10	34-38	at Houston	L	7-3	51,524
11/16	14-17	Los Angeles	L	7-4	60,609
11/23	47-21	Baltimore	W	8-4	60,994
11/30	17-21	at San Francisco	L	8-5	45,254
12/ 8	13-16	at Miami (OT)	L	8-6	63,292
12/14	24- 2	Buffalo	W	9-6	58,324
12/21	38-27	at New Orleans	W	10-6	38,277
Total	441-325				900,284

FOR THE RECORD....

The Patriots record for most consecutive games scoring is 125. After being shutout by Houston, 7-0 on Sept. 7, 1975, the Patriots scored in every game until being shutout 30-0 by Cleveland on Nov. 20, 1983.

1981 (Fifth in AFC-East, 2-14-0) Head Coach: Ron Erhardt

Date	Score	Opponent	Result	Record	Attendance
9/ 6	28-29	Baltimore	L	0- 1	49,572
9/13	3-13	at Philadelphia	L	0- 2	71,089
9/21	21-35	Dallas	L	0- 3	60,311
9/27	21-27	at Pittsburgh (OT)	L	0- 4	53,344
10/ 4	33-17	Kansas City	W	1- 4	55,931
10/11	24-28	at New York Jets	L	1- 5	55,093
10/18	38-10	Houston	W	2- 5	60,474
10/25	22-24	at Washington	L	2- 6	50,934
11/ 1	17-27	at Oakland	L	2- 7	44,246
11/ 8	27-30	Miami (OT)	L	2- 8	60,436
11/15	6-17	New York Jets	L	2- 9	45,342
11/22	17-20	at Buffalo	L	2-10	71,593
11/29	20-27	St. Louis	L	2-11	39,946
12/ 6	14-24	at Miami	L	2-12	50,421
12/13	10-19	Buffalo	L	2-13	42,549
12/20	21-23	at Baltimore	L	2-14	17,073
Total	322-370				827,814

1982 (Third in AFC-East, 5-4-0) Head Coach: Ron Meyer

Date	Score	Opponent	Result	Record	Attendance
9/12	24-13	at Baltimore	W	1-0	39,055
9/19	7-31	NY Jets	L	1-1	53,515
11/21	7-10	at Cleveland	L	1-2	47,281
11/28	29-21	Houston	W	2-2	33,602
12/ 5	13-26	at Chicago	L	2-3	36,973
12/12	3- 0	Miami	W	3-3	25,716
12/19	16- 0	at Seattle	W	4-3	53,457
12/26	14-37	at Pittsburgh	L	4-4	50,515
1/2/83	30-19	Buffalo	W	5-4	36,218
Total	143-157				376,332

AFC PLAYOFF

1-8-83	13-28	at Miami	L	0-1	68,842
--------	-------	----------	---	-----	--------

Grand

Total	156-185			5-5	445,174
--------------	----------------	--	--	------------	----------------

1983 (Second in AFC-East, 8-8-0) Head Coach: Ron Meyer

Date	Score	Opponent	Result	Record	Attendance
9/ 4	23-29	Baltimore	L	0-1	45,526
9/11	24-34	at Miami	L	0-2	59,343
9/18	23-13	NY Jets	W	1-2	43,182
9/25	28-23	at Pittsburgh	W	2-2	58,282
10/ 2	13-33	San Francisco	L	2-3	54,293
10/ 9	7-12	at Baltimore	L	2-4	35,618
10/16	37-21	San Diego	W	3-4	59,016
10/23	31- 0	at Buffalo	W	4-4	60,424
10/30	13-24	at Atlanta	L	4-5	47,546
11/ 6	21- 7	Buffalo	W	5-5	42,604
11/13	17- 6	Miami	W	6-5	60,771
11/20	0-30	Cleveland	L	6-6	40,987
11/27	3-26	at NY Jets	L	6-7	48,620
12/ 4	7- 0	New Orleans	W	7-7	24,579
12/11	21- 7	at LA Rams	W	8-7	46,503
12/18	6-24	at Seattle	L	8-8	59,688
Total	274-289				786,982

FOR THE RECORD. . . .

As the result of several trades, including the swap of their fourth round choice in 1984 to New Orleans for the Saints' 1983 ninth, tenth, eleventh and twelfth round picks, the Patriots made a club and league high 19 draft picks in 1983. The previous high mark of 18 (since the NFL adopted the 12-round draft format in 1977), was set by Cincinnati (1977 and 1978) and Pittsburgh (1977). The Patriots also led the NFL in draft choices in 1982, making 17 selections.

REGULAR SEASON SERIES RESULTS

PATRIOTS 2, ATLANTA 2

1972—at NE 21, Atlanta 20
1977—NE 16, at Atlanta 10
1980—Atlanta 37, at NE 21
1983—at Atlanta 24, NE 13
(Points—Atlanta 91, Patriots 71)

BALTIMORE 15, PATRIOTS 12

1970—Baltimore 14, at NE 6
at Baltimore 27, NE 3
1971—Baltimore 23, at NE 3
NE 21, at Baltimore 17
1972—Baltimore 24, at NE 17
at Baltimore 31, NE 0
1973—at NE 24, Baltimore 16
at Baltimore 18, NE 13
1974—at NE 42, Baltimore 3
NE 27, at Baltimore 17
1975—at NE 21, Baltimore 10
at Baltimore 34, NE 21
1976—Baltimore 27, at NE 13
NE 21, at Baltimore 14
1977—at NE 17, Baltimore 3
at Baltimore 30, NE 24
1978—Baltimore 34, at NE 27
NE 35, at Baltimore 14
1979—at Baltimore 31, NE 26
at NE 50, Baltimore 21
1980—NE 37, at Baltimore 21
at NE 47, Baltimore 21
1981—Baltimore 29, at NE 28
at Baltimore 23, NE 21
1982—NE 24, at Baltimore 13
1983—Baltimore 29, at NE 23 (OT)
at Baltimore 12, NE 7
(Points—Patriots 598, Baltimore 556)

BUFFALO 23, PATRIOTS 23, (1 tie)

1960—Buffalo 13, at NE 0
at Buffalo 38, NE 14
1961—NE 23, at Buffalo 21
at NE 52, Buffalo 21
1962—at Buffalo 28, NE 28
at NE 21, Buffalo 10
1963—at Buffalo 28, NE 21
at NE 17, Buffalo 7
1964—NE 36, at Buffalo 28
Buffalo 24, at NE 14
1965—at Buffalo 45, NE 7
Buffalo 23, at NE 7
1966—NE 20, at Buffalo 10
at NE 14, Buffalo 3
1967—NE 23, at Buffalo 0
Buffalo 44, at NE 16
1968—NE 16, at Buffalo 7
at NE 23, Buffalo 6
1969—at Buffalo 23, NE 16
at NE 35, Buffalo 21
1970—Buffalo 45, at NE 10
NE 14, at Buffalo 10
1971—at NE 38, Buffalo 33
at Buffalo 27, NE 20

1972—at Buffalo 38, NE 14
Buffalo 27, at NE 24
1973—Buffalo 31, at NE 13
at Buffalo 37, NE 13
1974—at Buffalo 30, NE 28
Buffalo 29, at NE 28
1975—at Buffalo 45, NE 31
Buffalo 34, at NE 14
1976—NE 26, at Buffalo 22
at NE 20, Buffalo 10
1977—Buffalo 24, at NE 14
NE 20, at Buffalo 7
1978—NE 14, at Buffalo 10
at NE 26, Buffalo 24
1979—NE 26, at Buffalo 6
Buffalo 16, NE 13, (OT)
1980—at Buffalo 31, NE 13
at NE 24, Buffalo 2
1981—at Buffalo, 20, NE 17
Buffalo 19, at NE 10
1982—at NE 30, Buffalo 19
(1-2-83)
1983—NE 31, at Buffalo 0
at NE 21, Buffalo 7
(Points—Buffalo 993, Patriots 944)

PATRIOTS 2, CHICAGO 1

1973—NE 13, at Chicago 10
1979—NE 27, at Chicago 7
1982—at Chicago 26, NE 13
(Points—Patriots 53, Chicago 43)

PATRIOTS 4, CINCINNATI 3

1968—at NE 33, Cincinnati 14
1969—NE 25, at Cincinnati 14
1970—at Cincinnati 45, NE 7
1972—Cincinnati 31, at NE 7
1975—at Cincinnati 27, NE 10
1978—NE 10, at Cincinnati 3
1979—NE 20, at Cincinnati 14
(Points—Cincinnati 138, Patriots 92)

CLEVELAND 5, PATRIOTS 1

1971—at Cleveland 27, NE 7
1974—Cleveland 21, at NE 14
1977—at Cleveland 30, NE 27, (OT)
1980—at NE 34, Cleveland 17
1982—at Cleveland 10, NE 7
1983—Cleveland 30, at NE 0
(Points—Cleveland 135, Patriots 72)

DALLAS 4, PATRIOTS 0

1971—at Dallas 44, NE 21
1975—Dallas 34, at NE 31
1978—at Dallas 17, NE 10
1981—Dallas 35, at NE 21
(Points—Dallas 130, Patriots 83)

FOR THE RECORD . . .

Armed with the NFL's biggest offensive line in 1983 (6-4½, 280 lbs. per man), the Patriots had the league's highest team rushing average of 4.84 yards per carry (2,605 yards on 538 carries).

PATRIOTS 12, DENVER 10

1960—Denver 13, at NE 10
at Denver 31, NE 24
1961—at NE 45, Denver 17
NE 28, at Denver 24
1962—at NE 41, Denver 16
NE 33, at Denver 29
1963—at Denver 14, NE 10
at NE 40, Denver 21
1964—NE 39, at Denver 10
at NE 12, Denver 7
1965—Denver 27, at NE 10
NE 28, at Denver 20
1966—NE 24, at Denver 10
Denver 17, at NE 10
1967—at Denver 26, NE 21
1968—NE 20, at Denver 17
Denver 35, at NE 14
1969—at Denver 35, NE 7
1972—at Denver 45, NE 21
1976—at NE 38, Denver 14
1979—at Denver 45, NE 10
1980—at NE 23, Denver 14
(Points—Patriots 508, Denver 487)

DETROIT 2, PATRIOTS 1

1971—Detroit 34, at NE 7
1976—at Detroit 30, NE 10
1979—at NE 24, Detroit 17
(Points—Detroit 81, Patriots 41)

PATRIOTS 1, GREEN BAY 1

1973—at NE 33, Green Bay 24
1979—at Green Bay 27, NE 14
(Points—Green Bay 51, Patriots 47)

PATRIOTS 14, HOUSTON 12, (1 tie)

1960—Houston 24, at NE 10
at Houston 37, NE 21
1961—at NE 31, Houston 31
at Houston 27, NE 15
1962—at NE 34, Houston 21
at Houston 21, NE 17
1963—at NE 45, Houston 3
NE 46, at Houston 28
1964—at NE 25, Houston 24
NE 34, at Houston 17
1965—at Houston 31, NE 10
at NE 42, Houston 14
1966—at NE 27, Houston 21
NE 38, at Houston 14
1967—at NE 18, Houston 7
at Houston 27, NE 6
1968—Houston 16, at NE 0
at Houston 45, NE 17
1969—at NE 24, Houston 0
at Houston 27, NE 23
1971—at NE 28, Houston 20
1973—NE 32, at Houston 0
1975—Houston 7, at NE 0

1978—Houston 26, at NE 23
1980—at Houston 38, NE 34
1981—at NE 38, Houston 10
1982—at NE 29, Houston 21
(Points—Patriots 667, Houston 565)

KANSAS CITY 11, PATS 7 (3 ties)

1960—at NE 42, Kansas City 14
at Kansas City 34, NE 0
1961—NE 18, at Kansas City 17
at NE 28, Kansas City 21
1962—at Kansas City 42, NE 28
Kansas City 27, at NE 7
1963—at NE 24, Kansas City 24
at Kansas City 35, NE 3
1964—at NE 24, Kansas City 7
NE 31, at Kansas City 24
1965—at Kansas City 27, NE 17
at NE 10, Kansas City 10
1966—Kansas City 43, at NE 24
NE 27, at Kansas City 27
1967—Kansas City 33, at NE 10
1968—at Kansas City 31, NE 17
1969—Kansas City 31, at NE 0
1970—at Kansas City 23, NE 10
1973—Kansas City 10, at NE 7
1977—at NE 21, Kansas City 17
1981—at NE 33, Kansas City 17
(Points—Kansas City 514, Patriots 381)

PATS 11, LA RAIDERS 10 (1 tie)

1960—At San Francisco 27, NE 14
at NE 34, Oakland 28
1961—at NE 20, Oakland 17
NE 35, at San Francisco 21
1962—at NE 26, Oakland 16
at Oakland 20, NE 0
1963—NE 20, at Oakland 14
at NE 20, Oakland 14
1964—NE 17, at Oakland 14
at NE 43, Oakland 43
1965—Oakland 24, at NE 10
at Oakland 30, NE 21
1966—at NE 24, Oakland 21
1967—at Oakland 35, NE 7
Oakland 48, at NE 14
1968—at Oakland 41, NE 10
1969—Oakland 38, at NE 23
1971—at NE 20, Oakland 6
1974—at Oakland 41, NE 26
1976—at NE 48, Oakland 17
1978—NE 21, at Oakland 14
1981—at Oakland 27, NE 17
(Points—Raiders 556, Patriots 470)

PATRIOTS 2, LA RAMS 1

1974—at NE 20, Los Angeles 14
1980—Los Angeles 17, at NE 14
1983—NE 21, at Los Angeles 7
(Points—Patriots 55, Los Angeles 38)

FOR THE RECORD. . . .

In only his third year, P Rich Camarillo made his first Pro Bowl appearance following the '83 season. In 1983 Rich led the league in net punting average (37.1) and was second in gross (44.6). He punted four times over 60 yards, including the league's longest of 70 yards in the snow vs. New Orleans (12-4-83). Rich also holds the club records for highest career punting average (43.5) and highest punting average in a season (44.6) set last season.

MIAMI 21, PATRIOTS 13

1966—NE 20, at Miami 14
 1967—at NE 41, Miami 10
 at Miami 41, NE 32
 1968—Miami 34, at NE 10
 at Miami 38, NE 7
 1969—Miami 17, at NE 16
 NE 38, Miami 23 (at Tampa)
 1970—at NE 27, Miami 14
 at Miami 37, NE 20
 1971—at Miami 41, NE 3
 at NE 34, Miami 13
 1972—at Miami 52, NE 0
 Miami 37, at NE 21
 1973—at Miami 44, NE 23
 Miami 30, at NE 14
 1974—at NE 34, Miami 24
 at Miami 34, NE 27
 1975—Miami 22, at NE 14
 at Miami 20, NE 7
 1976—at NE 30, Miami 14
 at Miami 10, NE 3
 1977—at Miami 17, NE 5
 at NE 14, Miami 10
 1978—at NE 33, Miami 24
 at Miami 23, NE 3
 1979—at NE 28, Miami 13
 at Miami 39, NE 24
 1980—at NE 34, Miami 0
 at Miami 16, NE 13 (OT)
 1981—Miami 30, at NE 27 (OT)
 at Miami 24, NE 14
 1982—at NE 3, Miami 0
 1983—at Miami 34, NE 24
 at NE 17, Miami 6
(Points—Miami 805, Patriots 660)

PATRIOTS 2, MINNESOTA 1

1970—Minnesota 35, at NE 14
 1974—NE 17, at Minnesota 14
 1979—at NE 27, Minnesota 23
(Points—Minnesota 72, Patriots 58)

PATRIOTS 4, NEW ORLEANS 0

1972—NE 17, at New Orleans 10
 1976—at NE 27, New Orleans 6
 1980—NE 38, at New Orleans 27
 1983—at NE 7, New Orleans 0
(Points—Patriots 89, New Orleans 43)

PATS 1, NY GIANTS 1

1970—Giants 16, at NE 0
 1974—NE 28, at NY Giants 20
(Points—NY Giants 36, Patriots 28)

N.Y. JETS 28, PATS 18, (1 tie)

1960—NE 28, at New York 24
 at NE 38, New York 21
 1961—New York 21, at NE 20
 at New York 37, NE 30
 1962—NE 43, at New York 14
 at NE 24, New York 17
 1963—at NE 38, New York 14
 at New York 31, NE 24

1964—at NE 26, New York 10
 at New York 35, NE 14
 1965—New York 30, at NE 20
 NE 27, at New York 23
 1966—at NE 24, New York 24
 at New York 38, NE 28
 1967—at New York 30, NE 23
 New York 29, at NE 24
 1968—New York 47, NE 31
 (at Birmingham)
 at New York 48, NE 14
 1969—New York 23, at NE 14
 at New York 23, NE 17
 1970—New York 31, at NE 21
 at New York 17, NE 3
 1971—at NE 20, New York 0
 at New York 13, NE 6
 1972—New York 41, at NE 13
 at New York 34, NE 10
 1973—New York 9, at NE 7
 at New York 33, NE 13
 1974—NE 24, at New York 0
 New York 21, at NE 16
 1975—at New York 36, NE 7
 New York 30, at NE 28
 1976—at NE 41, New York 7
 NE 38, at New York 24
 1977—at New York 30, NE 27
 at NE 24, New York 13
 1978—at NE 55, New York 21
 NE 19, at New York 17
 1979—at NE 56, New York 3
 at New York 27, NE 26
 1980—NE 21, at New York 11
 at NE 34, New York 21
 1981—at New York 28, NE 24
 New York 17, at NE 6
 1982—New York 31, at NE 7
 1983—at NE 23, New York 13
 at New York 26, NE 3
(Points—NY Jets 1094, Patriots 1079)

PATRIOTS 2, PHILADELPHIA 2

1973—at Philadelphia 24, NE 23
 1977—at NE 14, Philadelphia 6
 1978—at NE 24, Philadelphia 14
 1981—at Philadelphia 13, NE 3
(Points—Patriots 64, Philadelphia 57)

PITTSBURGH 5, PATRIOTS 2

1972—at Pittsburgh 33, NE 3
 1974—Pittsburgh 21, at NE 17
 1976—NE 30, at Pittsburgh 27
 1979—Pittsburgh 16, at NE 13 (OT)
 1981—at Pittsburgh 27, Patriots 21 (OT)
 1982—at Pittsburgh 37, NE 14
 1983—NE 28, at Pittsburgh 23
(Points—Pittsburgh 184, Patriots 126)

ST. LOUIS 3, PATRIOTS 1

1970—at St. Louis 31, NE 0
 1975—at St. Louis 24, NE 17
 1978—NE 16, at St Louis 6
 1981—St. Louis 27, at NE 20
(Points—St. Louis 88, Patriots 53)

FOR THE RECORD. . . .

WR Stanley Morgan, who has caught 274 passes for 5,732 yards, needs just 10 receptions to pass second-ranked Jim Colclough (283 receptions) and 19 more to go past Gino Cappelletti entering the 1984 season.

PATRIOTS 12, SAN DIEGO 11 (2 ties)

1960—NE 35, at Los Angeles 0
 Los Angeles 45, at NE 16
 1961—San Diego 38, at NE 27
 NE 41, at San Diego 0
 1962—at NE 24, San Diego 20
 NE 20, at San Diego 14
 1963—at San Diego 17, NE 13
 San Diego 7, at NE 6
 1964—NE 33, at San Diego 28
 San Diego 26, at NE 17
 1965—at NE 10, San Diego 10
 NE 22, at San Diego 6
 1966—at San Diego 24, NE 0
 at NE 35, San Diego 17
 1967—at San Diego 28, NE 14
 NE 31, at San Diego 31
 1968—San Diego 27, at NE 17
 1969—San Diego 13, at NE 10
 at San Diego 28, NE 18
 1970—San Diego 16, at NE 14
 1973—at NE 30, San Diego 14
 1975—NE 33, at San Diego 19
 1977—NE 24, at San Diego 20
 1978—at NE 28, San Diego 23
 1979—at NE 27, San Diego 21
 1983—at NE 37, San Diego 21
(Points—Patriots 582, San Diego 513)

SAN FRANCISCO 3, PATRIOTS 1

1971—at San Francisco 27, NE 10
 1975—at NE 24, San Francisco 16
 1980—at San Francisco 21, NE 17
 1983—San Francisco 33, at NE 13
(Points—San Francisco 97, Pats 64)

PATRIOTS 3, SEATTLE 1

1977—at NE 31, Seattle 0
 1980—NE 37, at Seattle 31
 1982—NE 16, at Seattle 0
 1983—at Seattle 24, NE 6
(Points—Patriots 90, Seattle 55)

PATRIOTS 1, TAMPA BAY 0

1976—NE 31, at Tampa Bay 14
(Points—Patriots 31, Tampa Bay 14)

WASHINGTON 2, PATRIOTS 1

1972—at NE 24, Washington 23
 1978—Washington 16, at NE 14
 1981—at Washington 24, NE 22
(Points—Washington 63, Patriots 60)

ATTENDANCE—REGULAR SEASON

Year	Home Games	Att.	Away Games	Att.	Total
1960	7	118,260	7	110,316	228,576
1961	7	115,610	7	129,984	245,594
1962	7	150,626	7	170,983	321,609
1963	7	169,870	7	143,936	313,806
1964	7	199,652	7	175,246	374,898
1965	7	143,098	7	245,485	388,583
1966	7	190,138	7	240,668	430,806
1967(a)	6	138,861	8	287,279	426,140
1968(a)	6	127,267	8	318,396	445,663
1969	7	149,412	7	284,587	433,999
1970	7	245,537	7	361,842	607,379
1971	7	411,109	7	383,143	794,252
1972	7	526,993	7	402,159	929,152
1973	7	410,443	7	416,805	827,248
1974	7	420,903	7	411,595	832,498
1975	7	411,490	7	379,112	790,602
1976	7	378,994	7	387,432	766,426
1977	7	415,959	7	399,419	815,378
1978	8	478,978	8	455,679	934,657
1979	8	478,987	8	502,492	981,479
1980	8	458,283	8	442,001	900,284
1981	8	414,741	8	413,073	827,814
1982	4	149,188	5	231,781	380,969
1983	8	370,958	8	416,024	786,982
Totals	168	6,975,357	173	7,709,437	14,784,794

POST SEASON GAMES

1963	—	—	2	64,314	64,314
1976	—	—	1	54,037	54,037
1978	1	61,297	—	—	61,297
1982 (1-2-83)	—	—	1	68,842	68,842
Totals	1	61,297	4	187,193	248,490
Grand Totals	169	7,036,654	177	7,896,630	15,033,284

(a) One home game rescheduled and played away from home.

BRYANT COLLEGE



Since 1976, the Patriots have conducted summer practice sessions at Bryant College in Smithfield, Rhode Island. Situated on a beautiful 290 acre campus located 12 miles northwest of Providence, Bryant offers undergraduate degrees in Business Administration and Criminal Justice as well as Graduate Programs in Business Administration. Bryant's enrollment includes over 5,000 students attending both day and evening programs while more than 2,500 of the students reside on campus.

Bryant has a 120 year-old tradition of excellence in business education and relocated from a Providence campus in 1971. Since that time, the campus has expanded to accommodate an ever increasing student enrollment. The focal point of the campus is the award-winning Unistructure (pictured above) that houses faculty, administrative and student activities offices as well as all classrooms, a swimming pool, bank, U.S. Post Office, bookstore, dining facilities and the Patriots' summer offices. In 1981, a newly completed Multipurpose Activities Center (MAC) was opened and adjoins the original physical education building. These structures provide the Patriots expansive areas for their locker rooms, athletic training staff, equipment storage and the team's strength and conditioning center.

Since moving their summer training site to Bryant, the Patriots have amassed a 65-42 regular season record (60.7%), indicative of the fine preseason training facilities offered at the Smithfield campus.

PATRIOTS HOTEL HEADQUARTERS

PRESEASON

Game	Hotel	Phone
Buffalo	Buffalo Marriott Inn	(716) 689-6900
Washington	Crystal City Marriott	(703) 521-5500

REGULAR SEASON

Buffalo	Buffalo Marriott Inn	(716) 689-6900
Miami	Sonesta Beach Hotel	(305) 361-2021
NY Jets	Meadowlands Hilton	(201) 348-6900
Cleveland	Marriott Airport	(216) 252-5333
Denver	Marriott City Center	(303) 297-1300
Indianapolis	Hyatt Regency Indianapolis	(317) 632-1234
Dallas	The Summit Hotel	(214) 243-3363
Philadelphia	Philadelphia Marriott-Airport	(215) 365-4150

1983 STATISTICS

	Patriots	Opponent
TOTAL FIRST DOWNS	284	326
Rushing	130	129
Passing	138	172
Penalty	16	25
3rd Down: Made/Att.	82/205	101/234
4th Down: Made/Att.	4/12	8/19
TOTAL NET YARDS	5311	5576
Avg. Per Game	331.9	348.5
Total Plays	995	1102
Avg. Per Play	5.34	5.06
NET YARDS RUSHING	2605	2281
Avg. Per Game	162.8	142.6
Total Rushes	538	549
NET YARDS PASSING	2706	3295
Avg. Per Game	169.1	205.9
Tackled/Yards Lost	45/334	39/270
Gross Yards	3040	3565
Attempts/Completions	412/220	514/277
Pct. of Completions	53.4	53.9
Had Intercepted	18	17
PUNTS/AVERAGE	81/44.6	78/42.0
NET PUNTING AVG.	37.1	34.8
PENALTIES/YARDS	90/815	84/674
FUMBLES/BALL LOST	47/20	30/19
TOUCHDOWNS	36	31
Rushing	19	9
Passing	16	19
Returns	1	3

SCORE BY PERIODS

	1	2	3	4	OT	Total
PATRIOTS	53	71	40	110	0	274
Opponents	47	110	67	59	6	289

SCORING

	TDR	TDP	TDRT	PAT	FG	SAF	TP
Collins	10						60
Ramsey		6					36
Steinfort (wv)				16-17	6-15		34
Tatupu	4	1					30
J. Smith (wv)				12-15	3-6		21
C. Weathers		3					18
Grogan	2						12
Morgan		2					12
Starring		2					12
van Eeghen	2						12
Dawson		1					6
Jones		1					6
R. Weathers	1						6
Weishuhn			1				6
Zendejas				3-4	0-1		3
PATRIOTS TOTAL	19	16	1	31-36	9-22	0	274
Opp. Total	9	19	3	29-30	24-31	1	289

FIELD GOALS

	1-19	20-29	30-39	40-49	50+	Total
Zendejas	—	—	—	0-1	—	0-1
Steinfort (wv)	—	3-4	3-5	0-6	—	6-15
J. Smith (wv)	—	1-1	1-4	1-1	—	3-6
Patriots Total	—	4-5	4-9	1-8	—	9-22
Opp. Total	2-2	12-13	6-8	1-2	3-6	24-31

FIELD GOALS: J. Smith (wv) (36wr,33wl,**39**) (**22**) (**43**) (-) (37wr)
 Steinfort (wv) (41wl) (**35,20,32**) (47wl,48wr,**22**) (-) (46b) (44wr,**20**) (-)
 (39wl,**33**) (37s,48wl,24wl)
 Zendejas (41wl) (-)
 (BOLD = GOOD, b = blocked, w = wide)

PASSING

	Att.	Comp.	Yds.	Pct.	TD	Int.	LG	Lost/Att.
Grogan	303	168	2411	55.4	15	12	76t	29/195
Eason	95	46	557	48.4	1	5	35	16/139
Kerrigan	14	6	72	42.9	0	1	19	0/0
Patriots Total	412	220	3040	53.4	16	18	76t	45/334
Opp. Total	514	277	3565	53.9	19	17	68t	39/270

RUSHING

	No.	Yds.	Avg.	LG	TD
Collins	219	1049	4.8	50t	10
Tatupu	106	578	5.5	55	4
R. Weathers	73	418	5.7	77	1
van Eeghen	95	358	3.8	11	2
Grogan	23	108	4.7	17	2
Eason	19	39	2.1	12	0
C. Weathers	1	28	28.0	28	0
Kerrigan	1	14	14.0	14	0
Morgan	1	13	13.0	13	0
Patriots Total	538	2605	4.8	77	19
Opp. Total	549	2281	4.2	29	9

RECEIVING

	No.	Yds.	Avg.	LG	TD
Morgan	58	863	14.9	50t	2
Collins	27	257	9.5	20	0
Ramsey	24	335	14.0	39	6
R. Weathers	23	212	9.2	19	0
Jones	20	323	16.2	30	1
C. Weathers	19	379	19.9	58t	3
Starring	17	389	22.9	76t	2
van Eeghen	10	102	10.2	23	0
Tatupu	10	97	9.7	17	1
Dawson	9	84	9.3	14	1
Hasselbeck-tr.	1	7	7.0	7	0
B. Williams	1	0	0.0	0	0
Grogan	1	-8	-8.0	-8	0
Patriots Total	220	3040	13.8	76t	16
Opp. Total	277	3565	12.9	68t	19

INTERCEPTIONS

	No.	Yds.	Avg.	LG	TD
Sanford	7	24	3.4	16	0
James	5	99	19.8	46	0
Marion	2	4	2.0	4	0
Blackmon	1	39	39.0	39	0
Nelson	1	6	6.0	6	0
McGrew	1	3	3.0	3	0
Weishuhn	—	*27	—	27t	1
*on lateral from Nelson 9/25 at Pittsburgh					
Patriots Total	17	202	11.9	46	1
Opp. Total	18	361	20.1	65t	1

PUNTING

	No.	Yds.	Avg.	TB	In 20	LG	Bik.
Camarillo	81	3615	44.6	11	25	70	0
Patriots Total	81	3615	44.6	11	25	70	0
Opp. Total	78	3273	42.0	8	21	62	0

PUNT RETURNS

	No.	FC	Yds.	Avg.	LG	TD
R. Smith	38	12	398	10.5	55	0
C. Weathers	4	0	1	0.3	3	0
Sanford	1	2	0	0.0	0	0
Lee	1	0	0	0.0	0	0
Patriots Total	44	14	399	9.1	55	0
Opp. Total	48	6	392	8.2	22	0

KICKOFF RETURNS

	No.	Yds.	Avg.	LG	TD
R. Smith	42	916	21.8	53	0
R. Weathers	3	68	22.7	29	0
C. Weathers	3	58	19.3	33	0
Jones	4	63	15.8	23	0
Lee	4	40	10.0	19	0
Golden	1	10	10.0	10	0
PATRIOTS TOTAL	57	1155	20.3	53	0
Opp. Total	56	1082	19.3	60	0

1983 DEFENSIVE STATISTICS

FINAL 1983 REGULAR SEASON DEFENSIVE STATISTICS FROM COACHES' FILMS

(Initial Hits-Assists-Totals)

(Includes Special Teams Tackles)

Weishuhn	78-151-229	Golden	22-32-54	Browning	5-2-7
James	68-68-136	Owens	21-28-49	Ingram (IR)	2-5-7
Sanford	42-90-132	Marion	21- 6-27	Reynolds	1-6-7
Rembert	49-61-110	Williams, L.	7-16-23	Wilson (IR)	5-1-6
Blackmon	44-55-99	Tatupu	15- 7-22	van Eeghen	3-2-5
Nelson	30-68-98	Sims	7-14-21	Wheeler	1-4-5
Tippett	48-38-86	Harris (wv)	7-13-20	Dombroski	3-1-4
Adams	33-50-83	Peoples	4- 5- 9	Starring	1-3-4
Williams, T.	29-47-76	Henson (IR)	2- 7- 9	Williams, B.	2-1-3
Clayborn	56-19-75	Rogers	2- 7- 9	Camarillo	1-0-1
Lippett	45-28-73	Smith	6- 2- 8	Jones	1-0-1
McGrew	24-48-72	Lee	7- 0- 7	Kuehn	1-0-1
				Spears (wv)	0-1-1

INTERCEPTIONS: Sanford 7; James 5; Marion 2; Blackmon 1; McGrew 1; Nelson 1; TOTAL: 17.

SACKS: Tippett 8½ for -50½ yds.; Adams 8 for -59; Owens 4 for -36; Blackmon 3½ for -27½; Rembert 2 for -22; Browning 2 for -12; James 2 for -11; Williams, T. 2 for -10; McGrew 2 for -9; Weishuhn 1½ for -7½; Rogers 1 for -13; Nelson 1 for -8; Williams, L. 1 for -4; Harris (wv) ½ for -½; TOTAL: 39 for -270 yds.


QB PRESSURES: Blackmon 10; Tippett 8; Adams 7; Weishuhn 6; Williams, T. 5; Williams, L. 4; McGrew 3; Browning 2; Owens 2; Spears (wv) 2; Golden 1; Henson (IR) 1; James 1; Nelson 1; Sims 1; Rogers 1; TOTAL: 55.

BLOCKED PAT'S: Lippett 1.

PASS DEFLECTIONS: Lippett 26; Clayborn 22; James 9; McGrew 5; Rembert 4; Sanford 4; Blackmon 3; Weishuhn 3; Adams 2; Tippett 2; Marion 1; Dombroski 1; Nelson 1; Williams, L. 1; TOTAL: 84.

FUMBLE RECOVERIES: James 3; Weishuhn 3; Adams 1; Cryder 1; Golden 1; Lee 1; Lippett 1; McGrew 1; Nelson 1; Owens 1; Rembert 1; Reynolds 1; Sanford 1; Tatupu 1; Tippett 1; TOTAL: 19.

FORCED FUMBLES: James 3; Weishuhn 3; Adams 1; Blackmon 1; Golden 1; Lee 1; Lippett 1; McGrew 1; Nelson 1; Owens 1; Rembert 1; Reynolds 1; Sanford 1; Tatupu 1; Tippett 1; TOTAL: 19.



Strong safety Roland James led all defensive backs with 136 total tackles in 1983.

RECORDS SET OR TIED IN 1983

INDIVIDUAL

NOTE: Old record is listed in parentheses.

Most Seasons Played (tied), 12, Julius Adams (Tommy Neville, 1965-74, 76-77)
Most Games Played, 164, Julius Adams (Tommy Neville, 159)
Most TDs, Game (tied), 3, Tony Collins vs. Jets (9-18, 3 rushing) and Mosi Tatupu at Rams (12-11, 3 rushing) (accomplished ten times prior to 1983)
Most Rushing Yards, Game, 212, Tony Collins vs. Jets (9-18), 23 atts. (Jim Nance, 208 vs. Oak., 10-30-66)
Highest Avg. Gain, Career, 4.35, Tony Collins, 1981-83 (587-2, 554) (Carl Garrett, 1969-72; 537—2,235—4.16 avg.)
Most TDs Rushing, Game (tied), 3, Tony Collins vs. Jets (9-18) and Mosi Tatupu at Rams (12-11)
Most Passing Attempts, Career, 2,613, Steve Grogan (2,413—Babe Parilli, 1961-67)
Most Completions, Career, 1,357, Steve Grogan (extended his own record of 1,189)
Highest Career Comp. %, 51.93%, Steve Grogan (increased own record of 51.47)
Most Passing Yardage, Career, 19,826, Steve Grogan (extended old record of 17,415)
Most TDs Passing, Career, 136, Steve Grogan (132—Babe Parilli, 1961-67)
Had Intercepted, Career, 156, Steve Grogan (extended own record of 144)
Most Receptions, Season, 58, Stanley Morgan (53—Reggie Rucker, 1973)
Most Receiving Yards, Career, 5,732, Stanley Morgan (5,001—Jim Colclough, 1960-68)
Highest Avg. Gain per Reception, Career, 20.9, Stanley Morgan (22.5 held by Morgan)
Most Interceptions, Game (tied), 3, Roland James at Buff. (10-23) (accomplished six times)
Most Yards Punting, Season, 3,615, Rich Camarillo (3,364—Tom Janik, 1970)
Highest Avg. Punting, Career (100 min.), 43.5, Rich Camarillo (40.0—Terry Swanson, 1967-68)
Highest Avg. Punting, Season, 44.6, Rich Camarillo (broke own record of 43.7—1982)
Most Kickoff Returns, Season, 42, Ricky Smith (41—Mack Herron, 1973)

TEAM

Most Rushing TDs, Game (tied), 4, vs. San Diego (10-16) (accomplished six times)
Highest Punting Avg., Season, 44.6, (43.7—1982)
Most Penalty Yards, Game, 139, vs. Buff. (11-6), (125—at Cinn., 10-15-78 and vs. Jets, 10-29-78)
Most Total Fumbles Recovered, Season, (tied), 43, (43—1973)
Most Opp. Fumbles Recovered, Game (tied), 6, at Rams (12-11) (6—at Pitt., 9-26-76)
Fewest Points Allowed, Game (tied), 0, at Buff. (10-23) and vs. New Orleans (12-4) (accomplished 13 times)
Fewest Points Scored (tied), 0, vs. Cleve. (11-20) (accomplished 12 times)
Most Completions Allowed, Season, 277, (266-1980)

CONSECUTIVE RECORDS INDIVIDUAL

Games Scoring, 101, John Smith, 1975-83 (extended his own record of 96)

TEAM

Games Scoring, 125, 9-28-75 to 11-13-83 (extended old record of 114, 9-18-75 to 1-2-83)



All-pro Tony Collins rushed for 1,049 yards in 1983.

TOP GAME PERFORMANCES-1983

INDIVIDUAL

Yards Rushing	212*	Tony Collins vs. NY Jets (9-18) (club record)
Rushing Attempts	23	Tony Collins vs. NY Jets (9-18) and at Buffalo (10-23)
TDs Rushing	3	Tony Collins vs. NY Jets (9-18)
	3	Mosi Tatupu at LA Rams (12-11)
Yards Passing	270	Steve Grogan at Baltimore (10-9) (34-19-2, 1 TD)
	257	Steve Grogan vs. Baltimore (9-4) and at Atlanta (10-30)
Yards Receiving	136	Stanley Morgan at Baltimore (10-9) (9 receptions)
	108	Stephen Starring at Pittsburgh (9-25) (2 receptions, 1 TD)
Receptions	9	Stanley Morgan at Baltimore (10-9)
Longest Reception	76t	Stephen Starring at Pittsburgh (9-25)
	73t	Stephen Starring vs. Baltimore (9-4)
Field Goals	3	Fred Steinfort vs. San Diego (10-16) (35, 20,32)
Longest Punt	70**	Rich Camarillo vs. New Orleans (12-4)
Longest Punt Return	55	Ricky Smith vs. Baltimore (9-4)
	43	Ricky Smith vs. Baltimore (9-4)
Longest Kickoff Return	53	Ricky Smith vs. New Orleans (12-4)

*Most Rushing Yards in a Single Game, AFC

**Longest of the Year in the AFC

TEAM

Total Net Yards	450	vs. Buffalo (11-6) (199 Rush, 251 Pass, 69 Off plays)
	444	at Buffalo (10-23) (200 Rush, 244 Pass, 73 Off plays)
Yards Rushing	328	vs. NY Jets (9-18) (47 attempts)
Rushing Attempts	47	vs. NY Jets (9-18)
TDs Rushing	4	vs. San Diego (10-16)
Yards Passing	270	at Baltimore (10-9) (34-19-2, 1 TD)
	257	vs. Baltimore (9-4) and at Atlanta (10-30)
Total First Downs	24	vs. San Diego (10-16) (12 Rush, 10 Pass, 2 Penalty)
Third Down Efficiency	56%	vs. NY Jets (9-18) (5 of 9)

10 LARGEST CROWDS TO SEE THE PATRIOTS PLAY

Date	Crowd	City	Results
8-14-82*	93,251	Knoxville, TN	Steelers 24, Patriots 20
9-30-73	80,047	Miami	Dolphins 44, Patriots 23
10-20-74	80,020	Buffalo	Bills 30, Patriots 28
11-12-72	80,010	Miami	Dolphins 52, Patriots 0
12-15-74	79,420	Miami	Dolphins 34, Patriots 27
9-26-77	77,910	Cleveland	Browns 30, Patriots 27 (OT)
12- 9-73	75,841	Buffalo	Bills 37, Patriots 13
12-18-78	75,445	Miami	Dolphins 23, Patriots 3
11-11-79	75,103	Denver	Broncos 45, Patriots 10
11-29-79	75,037	Miami	Dolphins 39, Patriots 24

*Preseason game

FINAL NFL STANDINGS — 1983

AFC

NFC

Eastern Division							Eastern Division						
	W	L	T	Pct.	Pts.	Opp		W	L	T	Pct.	Pts.	Opp
**Miami	12	4	0	.750	389	250	**Washington	14	2	0	.875	541	332
New England	8	8	0	.500	274	289	*Dallas	12	4	0	.750	479	360
Buffalo	8	8	0	.500	283	351	St. Louis	8	7	1	.531	374	428
Baltimore	7	9	0	.438	264	354	Philadelphia	5	11	0	.313	233	322
NY Jets	7	9	0	.438	313	331	NY Giants	3	12	1	.219	267	347
Central Division							Central Division						
**Pittsburgh	10	6	0	.625	355	303	**Detroit	9	7	0	.563	347	286
Cleveland	9	7	0	.563	356	342	Green Bay	8	8	0	.500	429	439
Cincinnati	7	9	0	.438	346	302	Chicago	8	8	0	.500	311	301
Houston	2	14	0	.125	288	460	Minnesota	8	8	0	.500	316	348
							Tampa Bay	2	14	0	.125	241	380
Western Division							Western Division						
**LA Raiders	12	4	0	.750	442	338	**San Francisco	10	6	0	.625	432	293
*Seattle	9	7	0	.563	403	397	*LA Rams	9	7	0	.563	361	344
*Denver	9	7	0	.563	302	327	New Orleans	8	8	0	.500	319	337
San Diego	6	10	0	.375	358	462	Atlanta	7	9	0	.438	370	389
Kansas City	6	10	0	.375	386	367							

**Division Champion

*Wild Card for Playoffs

NOTE: Seattle and Denver gained Wild Card berths over Cleveland because of their head-to-head victories against Browns.

PLAYOFF RESULTS

	AFC	NFC
FIRST ROUND:	Saturday, December 24, 1983 SEATTLE 31, Denver 7	Monday, December 26, 1983 LA Rams 24, DALLAS 17
DIVISIONAL PLAYOFFS:	Saturday, December 31, 1983 Seattle 27, MIAMI 20 Sunday, January 1, 1984 LA RAIDERS 38, Pittsburgh 10	Saturday, December 31, 1983 SAN FRANCISCO 24, Det. 23 Sunday, January 1, 1984 WASHINGTON 51, LA Rams 7
CHAMPIONSHIP GAMES:	Sunday, January 18, 1984 LA RAIDERS 30, Seattle 14	Sunday, January 8, 1984 WASHINGTON 24, SF 17
	SUPER BOWL XVIII: Sunday, January 22, 1984 LA RAIDERS 38, Wash. 9 at Tampa Stadium, Tampa, FL	
	PRO BOWL: Sunday, January 29, 1984 NFC 45, AFC 3 at Aloha Stadium, Honolulu, Hawaii	
	NOTE: HOME TEAMS LISTED IN CAPS	

NFL TEAM TELEPHONE NUMBERS

Atlanta	404/588-1111	Miami	305/576-1000
Buffalo	716/648-1800	Minnesota	612/828-6500
Chicago	312/295-6600	New England	617/543-7911
Cincinnati	513/621-3550	New Orleans	504/525-0792
Cleveland	216/696-5555	NY Giants	201/935-8111
Dallas	214/369-8000	NY Jets	212/421-6600
Denver	303/296-1982	Philadelphia	215/463-2500
Detroit	313/335-4131	Pittsburgh	412/323-1200
Green Bay	414/494-2351	St. Louis	314/421-0777
Houston	713/797-9111	San Diego	619/280-2111
Indianapolis	317/252-2658	San Francisco	415/365-3420
Kansas City	816/924-9300	Seattle	206/827-9777
LA Raiders	213/322-3451	Tampa Bay	813/870-2700
LA Rams	714/585-5400	Washington	703/471-9100

LAST TIME IT HAPPENED

OVERTIME GAME:

Miami 30, Patriots 27 at Foxboro, 11-8-81
Pittsburgh 27, Patriots 21 at Pittsburgh, 9-27-81
Baltimore 29, Patriots 23 at Foxboro, 9-4-83

SHUTOUT:

By Patriots: Patriots 7, New Orleans 0 at Foxboro, 12-4-83
Patriots 31, Buffalo 0 at Buffalo, 10-23-83
By Opponent: Cleveland 30, Patriots 0 at Foxboro, 11-20-83

KICKOFF RETURN FOR TD:

By Patriots: Ricky Smith vs. NY Jets, 9-19-82 (98 yards)
By Opponent: Joe Washington, Baltimore, 9-18-78 (90 yards)

PUNT RETURN FOR TD:

By Patriots: Roland James vs NY Jets, 11-2-80 (75 yards)
By Opponent: Mike Nelms at Washington, 10-25-81 (75 yards)

INTERCEPTION FOR TD:

By Patriots: Clayton Weishuhn (lateral after interception by Steve Nelson)
at Pittsburgh, 9-25-83 (27 yards)
By Opponent: Chip Banks, Cleveland, 11-20-83 (65 yards)

FUMBLE RETURN FOR TD:

By Patriot: Rick Sanford (22 yards) and Allan Clark (15 yards) vs. Baltimore, 11-23-80
By Opponent: Johnnie Cooks, Baltimore, 9-4-83 (52 yards)
John Rade at Atlanta, 10-30-83 (16 yards)

BLOCKED PUNT RETURNED FOR TD:

By Patriot: Rick Sanford vs. Baltimore, 11-18-79 (8 yards)
By Opponent: Bob Nairne at Denver, 11-11-79 (22 yards)

FAKE FIELD GOAL ATTEMPT:

By Patriots: at Buffalo, 11-22-81 (Cavanaugh to Hasselbeck pass incomplete)
By Opponent: Houston at Foxboro, 11-12-78 (Pastorini pitchout to Carpenter, 18-yard gain)

100-YARD RUSHING GAME:

By Patriot: Mosi Tatupu vs. New Orleans, 12-4-83 (128 yards)
By Opponent: Curt Warner at Seattle, 12-18-83 (116 yards)

100-YARD RECEIVING GAME:

By Patriot: Stanley Morgan at Baltimore, 10-9-83 (136 yards)
By Opponent: Steve Largent at Seattle, 12-18-83 (133 yards)

300-YARD PASSING GAME:


By Patriot: Steve Grogan vs. Miami, 11-8-81 (355 yards)
By Opponent: Richard Todd at NY Jets, 11-27-83 (305 yards)

4 TDs PASSING:

By Patriot: Steve Grogan vs. NY Jets, 10-29-78
By Opponent: Joe Ferguson, Buffalo, 11-23-75

4 FGs GAME:

By Patriot: John Smith at San Diego, 11-9-75
By Opponent: Pat Leahy at NY Jets, 11-27-83



Offensive Guard John Hannah was selected to play in the Pro Bowl for a club record seventh time after the 1983 season.

1983 GAME BY GAME REVIEW

Baltimore 29, Patriots 23 (OT)

Foxboro, Sept. 4, 1983 — Colt LB Johnnie Cooks scooped up a Tony Collins' fumble at the Colt 48 on just the second play of overtime and then raced 52 yards for the Colts' first win since the end of the 1981 season. Baltimore had knotted the score at 23-23 on the last play of regulation time when rookie K Raul Allegre booted a 33-yard FG to cap a 76-yard, six play drive. Robert Weathers, who recorded his first 100-yard rushing game ever, dashed nine yards off left end with 1:16 to play to seemingly give the Patriots the victory with a 23-20 lead.

K John Smith missed an extra point and field goals of 36 and 33 yards that may have spelled the difference between victory and defeat for the Patriots.

Baltimore	3	10	7	3	6	29			
Patriots	0	13	3	7	0	23	BALT	NE	
							First Downs	21	19
BALT—Allegre FG 25							Rushes-Yards	36-172	35-222
NE—Starring 73 pass from Grogan (kick failed)							Passing Yards	283	200
NE—Morgan 50 pass from Grogan (J. Smith kick)							Total Yards	455	422
BALT—Henry 16 pass from Pagel (Allegre kick)							Had QB sacked	2-9	7-57
BALT—Allegre FG 52							Passes	31-17-1	26-13-1
NE—J. Smith FG 39							Punts	4-54.5	2-47.0
BALT—Henry 5 pass from Pagel (Allegre kick)							Fumbles/Lost	2-2	4-3
NE—R. Weathers 9 run (J. Smith kick)							Penalties/Yds.	12-82	5-37
BALT—Allegre FG 33							A—46,043 distributed, 45,526 actual.		
BALT—Cooks 52 fumble return (no PAT attempted)							TV blackout in effect.		

INDIVIDUAL LEADERS

RUSHING—Baltimore: Dickey 17-72, McMillan 13-64, Pagel 1-22.

Patriots: R. Weathers 6-100-1 TD, van Eeghen 13-65, Grogan 4-26.

PASSING—Baltimore: Pagel 31-17-1, 292 yards, 2 TDs.

Patriots: Grogan 26-13-1, 257 yards, 2 TDs.

RECEIVING—Baltimore: Henry 4-46-2 TDs, Bouza 3-47, Porter 3-43.

Patriots: Jones 3-59, Starring 2-81-1 TD, Collins 2-23.

Miami 34, Patriots 24

Miami, Sept. 11, 1983 — Playing in the Orange Bowl was not what the doctor would have ordered as the Patriots were looking for their first win of the 1983 season. Since beating the Dolphins there in 1966, the Patriots had lost 15 straight times to the Dolphins in their Orange Bowl home. K John Smith put the Patriots on the board first with a 22-yard FG mid-way through the first stanza, but QB David Woodley directed a Dolphin offense that built a commanding 27-3 lead after three periods. The young Patriot squad, did not give up, however, and exploded for three fourth quarter TDs to narrow the Dolphins lead. After the Dolphins were forced to punt with 5:31 to play and holding a 27-17 lead, CB Gerald Small intercepted a Steve Grogan pass at the Patriot 46 and returned it to the 18 where a piling on penalty moved the ball to the Patriot nine. Just two plays later, FB Andra Franklin burst through the Patriot defense for a seven-yard TD and a 17-point Dolphin edge.

Patriots	3	0	0	21	24				
Miami	7	10	10	7	34		NE	MIA	
							First Downs	19	21
NE—J. Smith FG 22							Rushes-Yards	27-127	45-201
MIA—Franklin 6 run (von Schamann kick)							Passing Yards	187	195
MIA—von Schamann FG 28							Total Yards	314	396
MIA—Johnson 1 pass from Woodley (von Schamann kick)							Had QB Sacked	5-22	3-23
MIA—von Schamann FG 23							Passes	20-14-1	20-11-0
MIA—Harris 64 pass from Woodley (von Schamann kick)							Punts	4-50.8	3-43.3
NE—Dawson 12 pass from Grogan (J. Smith kick)							Fumbles/Lost	2-1	1-1
NE—C. Weathers 36 pass from Grogan (J. Smith kick)							Penalties/Yds.	4-29	5-47
MIA—Franklin 7 run (von Schamann kick)							A—62,309 distributed, 59,343 actual.		
NE—Tatupu 5 run (J. Smith kick)							TV blackout in effect.		

INDIVIDUAL LEADERS

RUSHING—Patriots: Collins 12-76, van Eeghen 9-25, Grogan 2-12.

Miami: Franklin 15-74-2 TDs, Nathan 15-72, Bennett 5-36.

PASSING—Patriots: Grogan 16-10-1, 151 yards, 2 TDs.

Eason 4-4-0, 58 yards.

Miami: Woodley 20-11-0, 218 yards, 2 TDs.

RECEIVING—Patriots: C. Weathers 4-92-1 TD, Jones 2-29, Dawson 2-19-1 TD.

Miami: Harris 4-109-1 TD, Moore 3-42, Johnson 2-34-1 TD.

Patriots 23, NY Jets 13

Foxboro, Sept. 18, 1983 — Freeman McNeil, the NFL's leading rusher and a vital force for the Jets, was supposed to come to Foxboro and run rampant over a beleaguered Patriots' rush defense. But the young defense rose to the occasion, holding McNeil to just 33 yards on 12 carries. In the meantime, RB Tony Collins stole the show with a club record 212 yard rushing performance on just 23 carries. Collins also tied a ten-year-old club mark by rushing for three TDs (39, 7 and 23 yards). As a team, the Patriots rushed for 328 yards, the third best team rushing performance in club history and just four yards short of the club mark. Andre Tippett, starting at LOLB for the injured Don Blackmon, was named *Pro FB Weekly's* Defensive-Player-of-the-Week for his fourth quarter efforts in which he denied the Jets three straight scoring opportunities after the visitors gained a first-and-goal situation at the Patriots' seven late in the game.

New York	0	13	0	0	13
Patriots	13	3	7	0	23

NE—Collins 39 run (J. Smith kick)
 NE—Collins 7 run (kick failed)
 NYJ—Crutchfield 1 run (Leahy kick)
 NE—J. Smith FG 43
 NYJ—Walker 13 pass from Todd
 (kick blocked)
 NE—Collins 23 run (J. Smith kick)

	NYJ	NE
First Downs	19	22
Rushes-Yards	27-89	47-328
Passing Yards	177	70
Total Yards	266	398
Had QB Sacked	2-11	2-15
Passes	33-17-0	11-9-0
Punts	5-40.6	3-39.7
Fumbles/Lost	0-0	1-0
Penalties/Yds.	4-35	10-82
A—43,528 distributed, 43,182 actual.		
TV blackout in effect.		

INDIVIDUAL LEADERS

RUSHING—New York: Crutchfield 10-40-1 TD, McNeil 12-33, Todd 2-10.

Patriots: Collins 23-212-3 TDs, Tatupu 6-48, R. Weathers 10-39.

PASSING—New York: Todd 33-17-0, 188 yards, 1 TD.

Patriots: Grogan 11-9-0, 85 yards.

RECEIVING—New York: Walker 4-41-1 TD, McNeil 4-26, Crutchfield 3-27.

Patriots: Morgan 5-59, R. Weathers 2-14, Dawson 1-7.

Patriots 28, Pittsburgh 23

Pittsburgh, Sept. 25, 1983 — Rookie WR Stephen Starring, making his first start as a pro because of an ankle injury suffered by starter Cedric Jones, grabbed a Steve Grogan pass, eluded a tackler and raced to a 76-yard TD with just 3:59 to play as the Patriots upset the Steelers at Three Rivers Stadium 28-23 to even their record at 2-2. The Steelers had held a 5-1 edge in the series and an 81-20 record in Three Rivers, but the fired-up Patriots' squad sacked Steeler QB Cliff Stoudt five times and intercepted him three times to help create the upset win. Clayton Weishuhn opened the scoring late in the first period when he took a lateral from Steve Nelson and ran 27 yards for a TD. Nelson had intercepted Stoudt at the Pitt 33, ran six yards before losing his balance and then lateraled to Weishuhn who ran in for the score. WR Stanley Morgan, who had two catches for 35 yards, passed Jim Colclough (5,001 yards) as the Patriots' all-time reception yardage leader.

Patriots	7	7	7	7	28
Pittsburgh	7	6	0	10	23

PITT—Sweeney 3 pass from Stoudt
 (Anderson kick)
 NE—Weishuhn 27 on pass interception and
 lateral by Nelson (J. Smith kick)
 PITT—Anderson FG 20
 NE—Ramsey 4 pass from Grogan
 (J. Smith kick)
 PITT—Anderson FG 34
 NE—Collins 4 run (J. Smith kick)
 PITT—Anderson FG 28
 PITT—Abercrombie 26 pass from Stoudt
 (Anderson kick)
 NE—Starring 76 pass from Grogan
 (J. Smith kick)

	NE	PITT
First Downs	12	30
Rushes-Yards	28-88	46-210
Passing Yards	208	238
Total Yards	296	448
Had QB Sacked	2-14	5-27
Passes	15-9-1	35-21-3
Punts	5-48.6	2-39.5
Fumbles/Lost	0-0	1-0
Penalties/Yds.	5-30	2-10
A—59,000 distributed, 58,282 actual.		
TV blackout lifted.		

INDIVIDUAL LEADERS

RUSHING—Patriots: Tatupu 6-34, Collins 8-20-1 TD, van Eeghen 5-17.

Pittsburgh: Harris 25-106, Stoudt 5-50, Abercrombie 12-46.

PASSING—Patriots: Grogan 15-9-1, 222 yards, 2 TDs.

Pittsburgh: Stoudt 35-21-3, 265 yards, 2 TDs.

RECEIVING—Patriots: Starring 2-108-1 TD, Ramsey 2-35-1 TD, Morgan 2-35.

Pittsburgh: Harris 6-83, Sweeney 4-54-1 TD, Garrity 3-40.

San Francisco 33, Patriots 13

Foxboro, Oct. 2, 1983 — QB Joe Montana and the 49er air show hit the Patriots for 288 yards and two TDs through the air, and handed the Patriots their third loss in five starts. The Patriots opened the scoring, moving 41 yards in just five plays in their second possession, as QB Steve Grogan hit TE Derrick Ramsey for a 30-yard TD. The PAT by John Smith was wide right. The 49ers then ran off 30 unanswered points over the first three periods of play. In the second period, the Patriots drove to the 49er 19 while trailing 14-6, but Smith missed on a 37-yard FG try and the 49ers responded by marching 52 yards to set up a 45-yard FG by Ray Wersching as the half ended. WR Stanley Morgan led all receivers with 78 yards on six catches as he hauled in his 37th career TD pass to round out the Patriots' scoring.

San Francisco	7	10	13	3	33
Patriots	6	0	0	7	13

NE—Ramsey 30 pass from Grogan
(kick failed)

SF—Francis 8 pass from Montana
(Wersching kick)

SF—Moore 2 run (Wersching kick)

SF—Wersching FG 45

SF—Wersching FG 35

SF—Wersching FG 36

SF—Clark 13 pass from Montana
(Wersching kick)

NE—Morgan 32 pass from Grogan
(J. Smith kick)

SF—Wersching FG 24

	SF	NE
First Downs	29	14
Rushes-Yards	42-174	18-75
Passing Yards	252	220
Total Yards	426	295
Had QB Sacked	5-36	4-31
Passes	38-25-0	29-16-1
Punts	3-42.7	3-49.3
Fumbles/Lost	0-0	4-2
Penalties/Yds.	2-10	6-53
A—54,577 distributed, 54,293 actual.		
TV blackout in effect.		

INDIVIDUAL LEADERS

RUSHING—San Francisco: Craig 18-54, Montana 5-41, Ring 10-36
Patriots: Tatupu 4-25, van Eeghen 5-22, Collins 7-17.

PASSING—San Francisco: Montana 38-25-0, 288 yards, 2 TDs.
Patriots: Grogan 29-16-1, 251 yards, 2 TDs.

RECEIVING: San Francisco: Clark 6-46-1 TD, Solomon 3-48, Francis 3-44-1 TD.
Patriots: Morgan 6-78-1 TD, C. Weathers 3-57, Collins 2-32.

Baltimore 12, Patriots 7

Baltimore, Oct. 9, 1983 — Looking for revenge after falling in OT to the Colts, 29-23 on opening day, the Patriots returned to the site of Ron Meyer's first pro coaching win on opening day in 1982. The Patriots completely dominated the first half, outgaining the Colts 300 yards to 75 yards, but managed to just put one score on the board for a 7-0 halftime lead. Turnovers deep in Colts' territory spelled defeat for the Patriots as FB Robert Weathers, making his first start of the year, fumbled at the Colt 32 on the Patriots' second possession of the day and then fumbled again at the Colt 19 on a second quarter drive. QB Steve Grogan, trying to avoid a Colt blitz, was intercepted at the Colts' goal line in the third stanza to stop another potential Patriot scoring opportunity. The Colts scored on a broken play on their first possession of the third quarter as QB Mike Pagel found RB Curtis Dickey in the left flat and Dickey rambled 68 yards for the Colts' only TD of the day. Rookie Raul Allegre booted a 52-yard FG early in the fourth quarter for the winning points.

Patriots	7	0	0	0	7
Baltimore	0	0	7	5	12

NE—Jones 9 pass from Grogan
(Steinfort kick)

BALT—Dickey 68 pass from Pagel
(Allegre kick)

BALT—Allegre FG 52

BALT—Safety, Thompson tackled Grogan
in end zone

	NE	BALT
First Downs	20	13
Rushes-Yards	33-161	39-176
Passing Yards	242	126
Total Yards	403	302
Had QB Sacked	4-28	2-11
Passes	34-19-2	17-7-1
Punts	4-48.3	7-43.1
Fumbles/Lost	4-2	3-1
Penalties/Yds.	5-45	5-40
A—37,012 distributed, 35,618 actual.		
TV blackout in effect.		

INDIVIDUAL LEADERS

RUSHING—Patriots: Collins 13-68, R. Weathers 14-48, C. Weathers 1-28.
Baltimore: Dickey 16-74, Pagel 6-54, McMillan 11-25.

PASSING—Patriots: Grogan 34-19-2, 270 yards, 1 TD.
Baltimore: Pagel 17-7-1, 137 yards, 1 TD.

RECEIVING—Patriots: Morgan 9-136, Jones 3-42-1 TD, R. Weathers 3-34.
Baltimore: Sherwin 2-33, Henry 2-10, Dickey 1-68-1 TD.

Patriots 37, San Diego 21

Foxboro, Oct. 16, 1983 — Exploding for 27 unanswered points in the second half, the Patriots erased a 21-10 San Diego halftime lead and beat the Chargers for the sixth straight time. With QB Dan Fouts at the controls, the Chargers' number one ranked offense riddled the Patriots for 249 total yards and three TDs in the first half, but the Patriots shut down the Chargers in the second half. Rick Sanford intercepted Fouts on the Chargers' first drive of the second half to set up a 20-yard FG by Fred Steinfort. In the fourth quarter, Sanford scooped up a James Brooks' fumble at the Charger 27 and returned the ball to the one. Two plays later, Mark van Eeghen popped over for the go-ahead TD. The win was the Patriots' second greatest comeback from a halftime deficit (11 points) and the best since the team overcame a 17-point halftime deficit to beat the Chargers in a 1962 contest.

San Diego	7	14	0	0	21
Patriots	3	7	3	24	37

	SD	NE
SD—Brooks 1 run (Benirschke kick)		
NE—Steinfort FG 35		
SD—Duckworth 40 pass from Fouts (Benirschke kick)		
NE—Collins 7 run (Steinfort kick)		
SD—Brooks 1 run (Benirschke kick)		
NE—Steinfort FG 20		
NE—Steinfort FG 32		
NE—van Eeghen 1 run (Steinfort kick)		
NE—Collins 10 run (Steinfort kick)		
NE—Grogan 1 run (Steinfort kick)		
First Downs	27	24
Rushes-Yards	29-86	37-169
Passing Yards	341	178
Total Yards	427	347
Had QB Sacked	2-16	1-2
Passes	37-25-1	33-17-0
Punts	3-39.0	5-39.0
Fumbles/Lost	4-3	3-0
Penalties/Yds.	6-45	3-28
A—59,213 distributed, 59,016 actual.		
TV blackout in effect.		

INDIVIDUAL LEADERS

RUSHING—San Diego: Brooks 24-72-2 TDs, Muncie 3-14, Fouts 2-0.

Patriots: Collins 19-94-2 TDs, Tatupu 10-56, R. Weathers, 3-13.

PASSING—San Diego: Fouts 37-25-1, 357 yards, 1 TD.

Patriots: Grogan 33-17-0, 180 yards.

RECEIVING—San Diego: Winslow 6-94, Brooks 6-60, Chandler 4-54.

Patriots: Morgan 3-39, Collins 3-21, R. Weathers, 3-16.

Patriots 31, Buffalo 0

Orchard Park, NY, Oct. 23, 1983 — SS Roland James intercepted QB Joe Ferguson three times in the fourth quarter to set up 17 Patriot points, and the Patriots coasted to a 31-0 win over the division leading Bills on their home turf. The Patriots opened the scoring late in the first half when QB Steve Grogan capped a 10-play, 94-yard drive when he hit TE Derrick Ramsey with a 35-yard TD pass. The score didn't change until the final stanza when on the second play of the period, Grogan hit Ramsey again with a two-yard TD toss. The defense then went to work as James intercepted Ferguson at the four and returned the ball to mid-field. On the very next play, RB Tony Collins broke through a hole off left tackle and raced 50 yards for a 21-0 Patriot lead. On the next pass by Ferguson, James intercepted him again to set up a 22-yard FG by Fred Steinfort. James then tied a club record by intercepting Ferguson a third time, this time at the Patriot 30, to set up a final Patriot TD drive. With his effort, James became the first player in club history to intercept three passes in the same period.

Patriots	0	7	0	24	31
Buffalo	0	0	0	0	0

	NE	BUFF
NE—Ramsey 35 pass from Grogan (Steinfort kick)		
NE—Ramsey 2 pass from Grogan (Steinfort kick)		
NE—Collins 50 run (Steinfort kick)		
NE—Steinfort FG 22		
NE—van Eeghen 2 run (Steinfort kick)		
First Downs	21	14
Rushes-Yards	43-200	19-93
Passing Yards	244	199
Total Yards	444	292
Had QB Sacked	1-7	1-11
Passes	29-17-0	44-17-3
Punts	7-46.4	8-40.5
Fumbles/Lost	3-0	2-0
Penalties/Yds.	7-51	5-35
A—65,014 distributed, 60,424 actual.		
TV blackout in effect.		

INDIVIDUAL LEADERS

RUSHING—Patriots: Collins 23-147-1 TD, van Eeghen 8-20-1 TD, R. Weathers 5-13.

Buffalo: Moore 6-51, Cribbs 12-30, Ferguson 1-12.

PASSING—Patriots: Grogan 29-17-0, 251 yards, 2 TDs.

Buffalo: Ferguson 38-15-3, 188 yards.

Kofler 6-2-0, 22 yards.

RECEIVING—Patriots: Morgan 4-74, R. Weathers 4-47, Collins 4-45, Ramsey 3-41-2 TDs.

Buffalo: Lewis 7-116, Tuttle 3-47, Butler 3-26.

Atlanta 24, Patriots 13

Atlanta, Oct. 30, 1983 — Despite a 417-yard offensive output, turnovers spelled defeat for the Patriots when they traveled to Atlanta-Fulton County stadium. Four fumbles and one interception paved the way for a Falcon 24-13 victory over the Patriots. The first turnover occurred when a Steve Grogan to Stanley Morgan pass was tipped into the hands of Falcon DB Bob Glazebrook at the Falcon 9 to stop their first potential scoring march. On their next possession, the Patriots were stopped again when FB Mosi Tatupu fumbled at the Atlanta 9. The Falcons jumped to a 17-0 lead at the intermission when QB Steve Grogan was sacked on the final play of the first half and official Gene Barth ruled that Grogan had fumbled rather than thrown an incomplete pass. The resulting loose ball was returned 16 yards by LB John Rade for a TD. In the second half, RB Tony Collins ran for a 19-yard gain to the Falcon 7, only to be stripped of the ball and halt another Patriot scoring opportunity. On the next Patriot drive, FB Robert Weathers, who ran for 99 yards on the day, lost the ball at the Falcon 4. Ninth-year QB Steve Grogan completed his sweep of breaking every major club career passing mark held by Babe Parilli by throwing two touchdown passes.

Patriots	0	0	0	13	13
Atlanta	3	14	7	0	24

ATL—Luckhurst FG 23
 ATL—Riggs 1 run (Luckhurst kick)
 ATL—Rade 16 fumble return
 (Luckhurst kick)
 ATL—Johnson 22 pass from Bartkowski
 (Luckhurst kick)
 NE—Ramsey 4 pass from Grogan
 (Steinfort kick)
 NE—Tatupu 12 pass from Grogan
 (PAT blocked)

	NE	ATL
First Downs	22	28
Rushes-Yards	25-169	42-195
Passing Yards	248	235
Total Yards	417	430
Had QB Sacked	1-9	2-17
Passes	36-22-1	33-22-0
Punts	3-54.0	5-37.6
Fumbles/Lost	4-4	4-2
Penalties/Yds.	6-44	5-40
A—60,749 distributed, 47,546 actual. TV blackout lifted.		

INDIVIDUAL LEADERS

RUSHING—Patriots: R. Weathers 12-99, Collins 6-30, Grogan 3-30.

Atlanta: Andrews 25-125, Riggs 14-64-1 TD.

PASSING—Patriots: Grogan 36-22-1, 257 yards, 2 TDs.

Atlanta: Bartkowski 33-22-0, 252 yards, 1 TD.

RECEIVING—Patriots: R. Weathers 5-55, Collins 4-36, Starring 3-47.

Atlanta: Jenkins 5-55, B. Johnson 4-43-1 TD, Bailey 4-43.

Patriots 21, Buffalo 7

Foxboro, Nov. 6, 1983 — Defense, Defense! Only two weeks after shutting out the Bills 31-0 at Rich Stadium, the Patriots swept the two-game annual series with a 21-7 victory in Foxboro. The young Patriot defense held the Bills to 77 yards rushing and recorded their third goal-line stand of the year. The first half of play came to an end as the defense shut the Bills' offense out on four scoring opportunities from inside the three that could have made the score 14-7 at the intermission. The biggest play of the stand came on second and goal from the Patriots' two yard line when CB Ray Clayborn forced RB Joe Cribbs out at the one. Led by FS Rick Sanford's two interceptions, the Patriots allowed Joe Ferguson to complete just 20 of his 48 pass attempts. FS Fred Marion and LB Larry McGrew both recorded their first pro interceptions as the defense combined for four interceptions and 14 pass deflections. Rookie free agent WR Clarence Weathers, brother of Patriots' RB Robert Weathers, recorded his best day as a pro when he hauled in touchdown passes of 40 and 58 yards from QB Steve Grogan. FB Mark van Eeghen, with a 12 carry, 55-yard effort passed Lydell Mitchell and moved into the 14th spot on the NFL's all-time rushing list.

Buffalo	0	0	0	7	7
Patriots	0	14	7	0	21

NE—Collins 4 run (Steinfort kick)
 NE—C. Weathers 40 pass from Grogan
 (Steinfort kick)
 NE—C. Weathers 58 pass from Grogan
 (Steinfort kick)
 BUFF—Brammer 1 pass from Ferguson
 (Danelo kick)

	BUFF	NE
First Downs	20	19
Rushes-Yards	17-77	41-199
Passing Yards	186	251
Total Yards	263	450
Had QB Sacked	2-13	0-0
Passes	48-20-4	28-15-2
Punts	7-45.0	6-39.7
Fumbles/Lost	0-0	4-2
Penalties/Yds.	10-92	10-139
A—43,317 distributed, 42,604 actual. TV blackout in effect.		

INDIVIDUAL LEADERS

RUSHING—Buffalo: Cribbs 9-39, Moore 5-38.

Patriots: Collins 21-100-1 TD, van Eeghen 12-55, Tatupu 6-22.

PASSING—Buffalo: Ferguson 48-20-4, 199 yards, 1 TD.

Patriots: Grogan 28-15-2, 251 yards, 2 TDs.

RECEIVING—Buffalo: Lewis 5-57, Mosley 5-52, Moore 4-29.

Patriots: Morgan 4-67, Ramsey 3-37, C. Weathers 2-98-2 TDs.

Patriots 17, Miami 6

Foxboro, Nov. 13, 1983 — The Patriots' domination of their AFC east division rival Dolphins at Foxboro continued as the Patriots defeated the Dolphins for the seventh time in the last eight years at Foxboro, 17-6. An aggressive defense and well executed ground attack spelled defeat for Miami. On their first possession, the Patriots drove 64 yards in 14 plays for their first score, a one-yard TD plunge by QB Steve Grogan. On the first play of the series, OC Pete Brock suffered a torn cartilage in his left knee, but went on to play the whole game and win the offensive game ball for his effort. The Patriots' ground attack rushed for 244 yards, marking the fourth time in ten games that the Patriots had rushed for over 200 yards in a game. FB Mosi Tatupu led all rushers with 95 yards on ten carries, which included a personal best 55-yard gain late in the fourth quarter. The Patriot defense recorded its fourth goal-line stand of the year while holding the Miami offense to 207 yards and two field goals. DE Kenneth Sims who was injured in preseason, saw his first regular season action and was instrumental in halting a fourth quarter Miami drive when he stopped RB Woody Bennett for a one-yard loss on a fourth and goal play at the Patriot one.

Miami	0	6	0	0	6
Patriots	7	7	3	0	17

NE—Grogan 1 run (Steinfort kick)
 MIA—Von Schamann FG 52
 MIA—Von Schamann FG 29
 NE—Collins 4 run (Steinfort kick)
 NE—Steinfort FG 20

	MIA	NE
First Downs	13	20
Rushes-Yards	25-81	44-224
Passing Yards	126	162
Total Yards	207	386
Had QB Sacked	1-15	1-0
Passes	37-14-1	26-12-0
Punts	5-45.2	6-40.0
Fumbles/Lost	0-0	3-1
Penalties/Yds.	7-36	4-29
A—61,150 distributed, 60,771 actual.		
TV blackout in effect.		

INDIVIDUAL LEADERS

RUSHING—Miami: Nathan 11-39, Franklin 10-23, Marino 2-18.
 Patriots: Tatupu 10-95, Collins 19-82-1 TD, van Eeghen 7-23.
 PASSING—Miami: Marino 37-14-1, 141 yards.
 Patriots: Grogan 26-12-0, 162 yards.
 RECEIVING—Miami: Duper 3-40, Moore 2-32, Johnson 2-20.
 Patriots: Morgan 3-62, Jones 2-29, Tatupu 2-13.

Cleveland 30, Patriots 0

Foxboro, Nov. 20, 1983 — In a key matchup that had a direct bearing on the wildcard playoff spots, the Browns (6-5) traveled to Foxboro and handed the Patriots (6-5) their worst defeat in four years and their first shutout loss in 126 games, 30-0. Five interceptions, three thrown by Steve Grogan and two by Tony Eason, led to 20 Cleveland points. Grogan suffered a hairline fracture of his left fibula (an injury that would sideline him for the remainder of the season), when he was sacked by LB Tom Cousineau mid-way through the second quarter, but managed to play four more series before turning the QB chores over to rookie Tony Eason. The Patriots managed to get inside the Cleveland ten yard line on two drives, but were shut down on fourth down tries in both instances. Cleveland led 3-0 after one period, but a 65-yard interception return for a TD by Chip Banks raised the lead to 10-0. On the ensuing kickoff, the Browns recovered an on-side kick, and five plays later Brian Sipe hit Rocky Belk with a two-yard TD pass for a Cleveland 17-0 lead. Despite the loss, two records were set on the day. Twelfth-year DE Julius Adams set the club mark for games played as a Patriot, 160. With 13 yards on three carries, tenth-year FB Mark van Eeghen surpassed Lawrence McCutcheon to become the NFL's 13th ranked all-time rusher with 6,583 yards on 1,736 carries.

Cleveland	3	17	3	7	30
Patriots	0	0	0	0	0

CLE—Bahr FG 22
 CLE—Banks 65 interception return
 (Bahr kick)
 CLE—Belk 2 pass from Sipe (Bahr kick)
 CLE—Bahr FG 20
 CLE—Bahr FG 20
 CLE—Pruitt 6 run (Bahr kick)

	CLE	NE
First Downs	16	12
Rushes-Yards	38-176	23-114
Passing Yards	51	76
Total Yards	227	190
Had QB Sacked	3-20	4-32
Passes	20-9-1	31-13-5
Punts	6-41.7	6-45.7
Fumbles/Lost	0-0	4-0
Penalties/Yds.	3-18	7-89
A—41,388 distributed, 40,987 actual.		
TV blackout in effect.		

INDIVIDUAL LEADERS

RUSHING—Cleveland: Pruitt 24-136-1 TD, Green 10-37.
 Patriots: Collins 10-48, Tatupu 5-23.
 PASSING—Cleveland: Sipe 20-9-1, 71 yards, 1 TD.
 Patriots: Grogan 20-9-3, 74 yards.
 Eason 11-4-2, 34 yards.
 RECEIVING—Cleveland: Belk 2-41-1 TD, Green 2-4.
 Patriots: Collins 4-35, van Eeghen 4-31.

New York Jets 26, Patriots 3

New York, Nov. 27, 1983 — The Patriots playoff hopes were diminished when they made their final appearance at Shea Stadium and suffered a 26-3 defeat at the hands of the Jets. The Jet defense was successful in shutting down the Patriots' rushing offense, ranked tops in the league, when they held the Patriots' ground attack to 96 yards on 28 carries. The Patriots drove to the Jet nine with six seconds to play in the first half, but a 39-yard FG attempt by Fred Steinfort sailed wide to the left as the Jets held on to a 3-0 halftime lead. After DB Keith Lee recovered a fumble at the Jet 27 on the second half kickoff, the Patriots were stalled at the Jet 14 and Steinfort then booted a 33-yard FG for the Patriots' only points of the day. After spending eight weeks on the injured reserve list, LB Steve Nelson (right thumb surgery) returned to action. Although he did not start, Nelson saw ample playing time and was in on seven tackles. DE Ken Sims made his first start of the year, after missing the first ten games of the season with a hairline fracture of the left fibula and was in on eight tackles.

Patriots	0	0	3	0	3
NY Jets	0	3	13	10	26

NYJ—Leahy FG 18
 NE—Steinfort FG 33
 NYJ—Walker 64 pass from Todd
 (Leahy kick)
 NYJ—Leahy FG 34
 NYJ—Leahy FG 35
 NYJ—Walker 8 pass from Todd
 (Leahy kick)
 NYJ—Leahy FG 19

	NE	NYJ
First Downs	12	21
Rushes-Yards	28-96	34-116
Passing Yards	112	305
Total Yards	208	421
Had QB Sacked	5-47	0-0
Passes	27-13-1	36-22-1
Punts	8-43.5	3-43.0
Fumbles/Lost	3-1	2-1
Penalties/Yds.	6-65	4-35
A—60,370 distributed, 48,620 actual.		
TV blackout lifted.		

INDIVIDUAL LEADERS

RUSHING—Patriots: R. Weathers 3-34, van Eeghen 4-23.
 New York: McNeil 24-67, Barber 6-30, Ryan 1-25.
 PASSING—Patriots: Eason 27-13-1, 159 yards.
 New York: Todd 36-22-1, 305 yards, 2 TDs.
 RECEIVING—Patriots: Morgan 4-69, van Eeghen 2-24.
 New York: L. Jones 6-86, Walker 5-93- 2 TDs, Barkum 4-54.

Patriots 7, New Orleans 0

Foxboro, Dec. 4, 1983 — Registering their second shutout victory of the year and fourth in their last 18 regular season starts, the Patriots kept their playoff hopes alive by plowing under the Saints, 7-0. A combination of freezing rain, sleet and snow did not stop sixth year FB Mosi Tatupu as he rushed for a career high 128 yards on 21 carries to lead the Patriots to their seventh win of the year and first in three weeks. KR Ricky Smith took the opening kickoff back 53 yards to set up the only score of the day; a 3-yard run around left end by RB Tony Collins. K Fred Steinfort missed on three FG attempts (37 short, 48 wide left and 24 wide left), while Saints K Morten Anderson was wide right on a 35-yard try midway through the final stanza. Rookie QB Tony Eason made his second start of the year and threw only ten passes with three completions all to WR Stanley Morgan. OC Pete Brock, who had arthroscopic surgery to remove torn cartilage from his left knee two weeks earlier, returned to action after missing just two games. P Rich Camarillo started his five-punt day off booting the longest punt of the year in the AFC, a 70-yarder. On the day Camarillo averaged 41.6 yards per punt on a net and gross basis.

New Orleans	0	0	0	0	0
Patriots	7	0	0	0	7

NE—Collins 3 run (Steinfort kick)

	NO	NE
First Downs	15	14
Rushes-Yards	39-159	44-191
Passing Yards	119	16
Total Yards	278	207
Had QB Sacked	1-6	2-14
Passes	27-15-0	10-3-0
Punts	5-34.4	5-41.6
Fumbles/Lost	4-3	3-1
Penalties/Yds.	4-45	6-36
A—33,171 distributed, 24,579 actual.		
TV blackout in effect.		

INDIVIDUAL LEADERS

RUSHING—New Orleans: W. Wilson 14-67, Rogers 20-61.
 Patriots: Tatupu 21-128, van Eeghen 8-32, Collins 8-19-1 TD.
 PASSING—New Orleans: Stabler 26-15-0, 125 yards.
 Patriots: Eason 10-3-0, 30 yards.
 RECEIVING—New Orleans: Goodlow 4-34, Gajan 3-20, Brenner 2-26.
 Patriots: Morgan 3-30.

Patriots 21, Los Angeles Rams 7

Anaheim, Dec. 11, 1983 — Still in contention for a playoff spot, the Patriots traveled west for the final two games of the season. The trip started out on a bright note with aggressive defense and tough running by FB Mosi Tatupu spelling defeat for the Rams. The Patriots took advantage of six Ram fumbles and one interception to set up their three scores. LBs Andre Tippett (fumble recovery), Don Blackmon (interception) and Clayton Weishuhn (fumble recovery) each set up a Tatupu TD run as the Patriots came from behind to top the Rams. It was a record-filled day for the Patriots as RB Tony Collins with 42 yards on 12 carries became just the third Patriot ever to pass the 1000-yard rushing mark when he boosted his total to 1001 yards. WR Stanley Morgan, with his sixth and final reception of the day, raised his season total to 54 receptions which broke the previous club mark of 53 set by Reggie Rucker in 1973. Mosi Tatupu tied a club record when he ran for three TDs. The Patriot defense held the Rams to 275 net offensive yards and recorded their fifth goal-line stand of the year when they stopped the Rams on a fourth and goal try from the one in the third quarter.

Patriots	0	7	7	7	21
Los Angeles	7	0	0	0	7

LA—Farmer 46 pass from Ferragamo (Lansford kick)
 NE—Tatupu 4 run (Zendejas kick)
 NE—Tatupu 5 run (Zendejas kick)
 NE—Tatupu 7 run (Zendejas kick)

	NE	LA
First Downs	15	18
Rushes-Yards	39-130	32-106
Passing Yards	145	264
Total Yards	275	370
Had QB Sacked	3-27	3-23
Passes	21-12-1	37-22-1
Punts	9-43.0	6-40.8
Fumbles/Lost	3-2	6-6
Penalties/Yds.	3-28	3-20
A—56,855 distributed, 46,503 actual.		
TV blackout in effect.		

INDIVIDUAL LEADERS

RUSHING—Patriots: Tatupu 16-73-3 TDs, Collins 12-42, van Eeghen 4-13.

Los Angeles: Dickerson 27-94, Ferragamo 2-10.

PASSING—Patriots: Eason 21-12-1, 172 yards.

Los Angeles: Ferragamo 24-14-1, 178 yards, 1 TD.

Kemp 13-8-0, 109 yards.

RECEIVING—Patriots: Morgan 6-91, Ramsey 3-36, C. Weathers 1-26.

Los Angeles: Farmer 6-122-1 TD, Ellard 3-58, Barber 3-44.

Seattle 24, Patriots 6

Seattle, Dec. 18, 1983 — As the Patriots and Seahawks were preparing to kickoff, Cleveland and Atlanta were putting the finishing touches on victories over the Steelers and Bills, to eliminate the Patriots from contention for the last wild card spot. On the other hand, a Seattle victory would clinch the second wild card spot for them and send the Hawks to the playoffs for the first time in the club's eight-year history. On their first possession, the Seahawks drove 68 yards behind the rushing of Curt Warner to set up a 29-yard Norm Johnson FG. The Patriots drove to the Seattle 27 on their first possession of the second quarter, but the drive was halted when the Seahawks' Dave Brown picked off an Eason to Clarence Weathers pass. On their next offensive series QB Dave Krieg found Steve Largent streaking down the right sideline for the TD to put Seattle ahead 10-0. On the ensuing series, rookie QB Tony Eason found Derrick Ramsey on a quick out to record his first TD pass. K Joaquin Zendejas, kicking in his second game as a Patriot, missed on the extra point conversion. Dave Krieg went on to pass and run for two more Seahawk TDs in the second half. Patriots' first-year QB Mike Kerrigan saw his first action of the year when he took over the QB chores from Eason in the fourth quarter.

Patriots	0	6	0	0	6
Seattle	3	7	7	7	24

SEA—N. Johnson FG 29
 SEA—Largent 46 pass from Krieg (N. Johnson kick)
 NE—Ramsey 33 pass from Eason (kick failed)
 SEA—Doornink 16 pass from Krieg (N. Johnson kick)
 SEA—Krieg 2 run (N. Johnson kick)

	NE	SEA
First Downs	19	21
Rushes-Yards	26-112	39-170
Passing Yards	147	198
Total Yards	259	368
Had QB Sacked	3-29	5-32
Passes	36-16-2	21-13-0
Punts	5-47.6	6-41.2
Fumbles/Lost	2-1	1-0
Penalties/Yds.	3-30	7-84
A—64,879 distributed, 59,688 actual.		
TV blackout lifted.		

INDIVIDUAL LEADERS

RUSHING—Patriots: Collins 12-48, Tatupu 8-36.

Seattle: Warner 26-116, C. Bryant 5-17, Doornink 3-14.

PASSING—Patriots: Eason 22-10-1, 104 yards, 1 TD.

Kerrigan 14-6-1, 72 yards.

Seattle: Krieg 21-13-0, 230 yards, 2 TDs.

RECEIVING—Patriots: Morgan 4-37, Tatupu 4-36, Ramsey 3-52-1 TD.

Seattle: Largent 7-133-1 TD, Young 2-62, Doornink 2-23-1 TD.

PATRIOT INDIVIDUAL RECORDS

The following records relate to service with the Patriots and reflect only regular season activity; postseason playoff competition is excluded. Number of games per season 1960-1977 (14); 1978-81, 83 (16); 1982 (9).

SERVICE

MOST

Seasons—	13 Julius Adams, 1971-77, 79-83
	12 Tom Neville, 1965-74, 76-77
	11 Gino Cappelletti, 1960-70
	Jim Hunt 1960-70
	Houston Antwine, 1961-71
	Jon Morris, 1964-74
	Bill Lenkaitis, 1971-81
Games—	164 Julius Adams, 1971-83
	159 Tom Neville, 1965-74, 76-77
	154 John Hannah 1973-83
	152 Gino Cappelletti, 1960-70
	151 Bill Lenkaitis, 1971-81

SCORING

MOST POINTS

Career—	1130 Gino Cappelletti, 1960-70
	671 John Smith, 1974-82
	276 Jim Nance, 1965-71
Season—	155 Gino Cappelletti, 1964 (7-td, 38-xp*, 25-fg)
	147 Gino Cappelletti, 1961 (8-td, 48-xp, 25-fg)
	*includes one two-point conversion
Game—	28 Gino Cappelletti, vs Hou., Dec. 18, 1965
	(2-td, 4-xp, 4-fg)
	24 Gino Cappelletti, vs. Buff., Nov. 15, 1964
	(3-td, 6-xp*)
	*includes one two-point conversion
Most Seasons Leading League—	5 Gino Cappelletti, 1961, 63-66
	2 John Smith, 1979, 1980

TOUCHDOWNS

MOST

Career—	49 Sam Cunningham, 1973-79, 1981-82 (43-r 6p)
	46 Jim Nance, 1965-71 (45-r, 1-p)
	42 Gino Cappelletti, 1960-70 (42-p)
	Larry Garron, 1960-68 (15-r, 26-p, 1-rt)
Season—	13 Stan Morgan, 1979 (12-p, 1-Ret)
	13 Steve Grogan, 1976 (12-r, 1-f)
	12 Mack Herron, 1974 (7-r, 5-p)
Game—	3 Accomplished 12 times; Most recent: Mosi Tatupu at LA Rams, Dec. 11, 1983 (3-r) Tony Collins vs. NY Jets, Sept. 18, 1983 (3-r)

PAT KICKS

MOST ATTEMPTS

Career—	353 Gino Cappelletti, 1960-70
	323 John Smith, 1974-83
Season—	51 John Smith, 1980
	50 Gino Cappelletti, 1961
	49 John Smith, 1976 and 1979
Game—	8 David Posey, vs. NY Jets, Oct. 29, 1978
	8 John Smith vs. NY Jets, Sept. 9, 1979
	7 Gino Cappelletti, vs. Buff., Oct. 22, 1961
	John Smith, vs. Oakland, Oct. 3, 1976

MOST MADE

Career—	342 Gino Cappelletti, 1960-70
	308 John Smith, 1974-83
Season—	51 John Smith, 1980
	48 Gino Cappelletti, 1961
	46 John Smith, 1979
Game—	8 John Smith, vs. NY Jets, Sept. 9, 1979
	7 David Posey, vs. NY Jets, Oct. 29, 1978
	7 Gino Cappelletti, vs. Buff., Oct. 22, 1961

FIELD GOALS

MOST ATTEMPTS

Career—	333 Gino Cappelletti, 1960-70
	191 John Smith, 1974-83
Season—	39 Gino Cappelletti, 1964
	38 Gino Cappelletti, 1963
	34 John Smith, 1980
Game—	7 Gino Cappelletti, vs. Cin., Nov. 16, 1969
	Gino Cappelletti, vs. Buff., Sept. 24, 1967
	Gino Cappelletti, vs. S.D., Sept. 20, 1964
Most Seasons Leading League—	
	3 Gino Cappelletti, 1961, 63-64

MOST MADE

Career—	176 Gino Cappelletti, 1960-70
	128 John Smith 1974-83
Season—	26 John Smith, 1980
	25 Gino Cappelletti, 1964
	23 John Smith, 1979
Game—	6 Gino Cappelletti, vs. Den., Oct. 4, 1964
	4 Accomplished 9 times, Last: John Smith at San Diego, Nov. 9, 1975
Game (No Misses)—	6 Gino Cappelletti, vs. Den., Oct. 4, 1964
Longest Made—	53 Gino Cappelletti, vs. NY Jets, Nov. 28, 1965
	51 Charlie Gogolak, vs. Miami, Oct. 17, 1971
	Gino Cappelletti, vs. Denver, Nov. 20, 1964

MISCELLANEOUS SCORING

MISSED FG RETURN FOR TD

91 Ron Burton, vs. Den., Nov. 11, 1962

BLOCKED FG RETURN FOR TD

65 Mike Haynes at N.Y. Jets, Oct. 5, 1980

45 Larry Carwell, vs. Cin., Sept. 17, 1971

BLOCKED PUNT FOR TD

8 Rick Sanford, vs. Balt. Nov. 18, 1979

0 Leroy Moore vs. Oakland, Nov. 17, 1961

20 Don Webb vs. San Deigo, Dec. 17, 1961

SAFETY

Accomplished 17 times, Last: George Crump vs. Houston, Nov. 28, 1982

(NOTE: See fumble section for scoring on fumbles)

RUSHING

MOST ATTEMPTS

Career—	1385 Sam Cunningham, 1973-79, 1981-82
	1323 Jim Nance, 1965-71
	820 Don Calhoun, 1975-81
Season—	763 Larry Garron, 1960-68
	299 Jim Nance, 1966
	270 Sam Cunningham, 1977
	269 Jim Nance, 1967
Game—	38 Jim Nance, vs. Oak., Oct. 30, 1966 (208 yards)
	34 Jim Nance, vs. Buff., Sept. 24, 1967 (185 yards)
Seasons Leading League—	
	3 Jim Nance, 1966-67, 69

MOST YARDAGE

Career—	5453 Sam Cunningham, 1973-79, 1981-82
	5323 Jim Nance, 1965-71
	3391 Don Calhoun, 1975-81
Season—	1458 Jim Nance, 1966
	1216 Jim Nance, 1967
	1049 Tony Collins, 1983
Game—	212 Tony Collins, vs. NY Jets, Sept. 18, 1983 (23 atts.)
	208 Jim Nance, vs. Oak., Oct. 30, 1966 (38 att)
	185 Jim Nance, vs. Buff., Sept. 24, 1967 (34 att)
Seasons Leading League—	
	2 Jim Nance, 1966-67

LONGEST RUN FROM SCRIMMAGE—

85 Larry Garron, vs. Buff., Oct. 22, 1961 (td)

80 Carl Garrett, vs. Miami, Nov. 9, 1969 (td)

HIGHEST AVG. GAIN

Career (450 Atts)—	4.35 Tony Collins, 1981-83 (587-2,554)
	4.16 Carl Garrett, 1969-72 (537-2,235)
	4.13 Don Calhoun, 1974-81 (820-3,391)
Season (100 Atts)—	5.59 Don Calhoun, 1976 (129-721)
	5.45 Mosi Tatupu, 1983 (106-578)
	5.04 Carl Garrett, 1969 (137-691)
Game (10 Atts)—	11.60 Larry Garron, vs. Buff., Oct. 22, 1961 (10-116)
	11.36 Sam Cunningham, at Buff., Oct. 20, 1974 (11-125)

MOST TOUCHDOWNS

Career—	45 Jim Nance, 1965-71 43 Sam Cunningham, 1973-79, 1981
Season—	12 Steve Grogan, 1976 11 Horace Ivory, 1978 11 Jim Nance, 1966 10 Tony Collins, 1983
Game—	3 Mosi Tatupu, at LA Rams, Dec. 11, 1983 Tony Collins, vs. NY Jets, Sept. 18, 1983 Sam Cunningham, at Buffalo, Oct. 20, 1974
Seasons Leading League—	1 Jim Nance, 1966

PASSING

MOST ATTEMPTS

Career—	2613 Steve Grogan, 1975-83 2413 Vito (Babe) Parilli, 1961-67 1503 Jim Plunkett, 1971-75
Season—	473 Vito (Babe) Parilli, 1964 426 Vito (Babe) Parilli, 1965
Game—	50 Vito (Babe) Parilli, vs. N.Y. Jets, Nov. 14, 1965 48 Tom Sherman, vs. K.C., Nov. 17, 1968

MOST COMPLETIONS

Career—	1357 Steve Grogan, 1975-83 1140 Vito (Babe) Parilli, 1961-67 729 Jim Plunkett, 1971-75
Season—	228 Vito (Babe) Parilli, 1964 206 Steve Grogan, 1979 193 Jim Plunkett, 1973
Game—	25 Ed (Butch) Songin, vs. Dall. Texans, Nov. 18, 1960 Vito (Babe) Parilli, vs. K.C., Nov. 17, 1963 Vito (Babe) Parilli, vs. Oak., Oct. 16, 1964 Steve Grogan, at Buffalo, Nov. 23, 1975 Steve Grogan, at Houston, Nov. 10, 1980

PASSING EFFICIENCY (Pct)

Career (500 Attempts)—	.5193 Steve Grogan, 1975-83 .4850 Jim Plunkett, 1971-75
Season— (100 Attempts)	.600 Matt Cavanaugh, 1980 (105-63) .572 Steve Grogan, 1980 (306-175) .554 Steve Grogan, 1983 (303-168)
Game (20 Attempts)—	.800 Vito (Babe) Parilli, vs. Miami, Oct. 15, 1967 (20-16) .714 Ed (Butch) Songin, vs. Dall. Texans, Nov. 18, 1960 (35-25)
Most Seasons Leading League	1 Vito (Babe) Parilli, 1961

MOST YARDAGE

Career—	19,826 Steve Grogan, 1975-83 16,747 Vito (Babe) Parilli, 1961-67 9,932 Jim Plunkett, 1971-75
Season—	3,465 Vito (Babe) Parilli, 1964 3,286 Steve Grogan, 1979
Game—	422 Vito (Babe) Parilli, vs. Oak., Oct. 16, 1964 379 Vito (Babe) Parilli, vs. NY Jets, Dec. 17, 1966 374 Steve Grogan, at Houston, Nov. 10, 1980
Seasons Leading League—	1 Vito (Babe) Parilli, 1964
Longest Completion—	88 Jim Plunkett, vs. Balt., Dec. 19, 1971 (to Randy Vatahadt) 87 Tom Sherman, vs. NY Jets, Oct. 27, 1968 (to Jim Whalen-t)

MOST TOUCHDOWNS

Career—	136 Steve Grogan, 1975-83 132 Vito (Babe) Parilli, 1961-67 62 Jim Plunkett, 1971-75
Season—	31 Vito (Babe) Parilli, 1964 28 Steve Grogan, 1979 22 Ed (Butch) Songin, 1960
Game—	5 Steve Grogan vs. NY Jets, Sept. 9, 1979 5 Vito (Babe) Parilli, at Buff., Nov. 15, 1964 Vito (Babe) Parilli, vs. Miami, Oct. 15, 1967 4 Ed (Butch) Songin, vs. Den., Sept. 16, 1961 Vito (Babe) Parilli, vs. Oak., Oct. 16, 1964 Jim Plunkett vs. Buff., Nov. 14, 1971 Steve Grogan vs. NY Jets, Oct. 29, 1978
Seasons Leading League—	1 Steve Grogan, 1979 (tied Brian Sipe of Cleveland with 28) 1 Vito (Babe) Parilli, 1964

HAD INTERCEPTED**(Fewest)**

Career (500 Attempts)—	24 Ed (Butch) Songin, 1960-61 44 Myron (Mike) Taliaferro, 1968-70
Season—	4 Steve Grogan, 1982 (122 att)
(100 Attempts)	8 Vito (Babe) Parilli, 1962 (253 att) 9 Vito (Babe) Parilli, 1961 (198 att) Ed (Butch) Songin, 1961 (212 att)
Game—	0 Accomplished many times, : Last: Tony Eason, vs. New Orleans, Dec. 11, 1983

(Most)

Career—	156 Steve Grogan, 1975-83 138 Vito (Babe) Parilli, 1961-67 87 Jim Plunkett, 1971-75
Season—	27 Vito (Babe) Parilli, 1964 26 Vito (Babe) Parilli, 1965
Game—	6 Steve Grogan, vs. San Fran., Nov. 30, 1980 6 Vito (Babe) Parilli, vs. Den., Sept. 3, 1967 5 Steve Grogan, at Detroit, Oct. 10, 1976 Steve Grogan, at Baltimore, Dec. 21, 1975 Myron (Mike) Taliaferro, vs. N.Y. Jets, Oct. 27, 1968 Vito (Babe) Parilli, vs. Buff., Sept. 11, 1965 Vito (Babe) Parilli, vs. NY Jets, Oct. 31, 1964
Lowest Percentage Season—	3.2 Vito (Babe) Parilli, 1962 (8-253) 3.3 Steve Grogan, 1982 (4-122) 3.8 Ed (Butch) Songin, 1960 (15-392)
Seasons Leading League—	
Fewest—	2 Vito (Babe) Parilli, 1961 (tied)-62 1 Ed (Butch) Songin, 1961 (tied)
Most—	1 Vito (Babe) Parilli, 1964 (tied)

RECEIVING

MOST RECEPTIONS

Career—	292 Gino Cappelletti, 1960-70 283 Jim Colclough, 1960-68 274 Stanley Morgan, 1977-83
Season—	58 Stanley Morgan, 1983 53 Reggie Rucker, 1973 51 Art Graham, 1966 Randy Vataha, 1971
Game—	11 Art Graham, vs. K.C., Nov. 20, 1966 (134 yards) 10 Tony Romeo, vs. K.C., Nov. 17, 1963 (149 yards)

YARDAGE

Career—	5,732 Stanley Morgan, 1977-83 5,001 Jim Colclough, 1960-68
Season—	1,029 Stanley Morgan, 1981 1,013 Harold Jackson, 1979 1,002 Stanley Morgan, 1979 991 Stanley Morgan, 1980
Game—	182 Stanley Morgan vs. Miami, Nov. 8, 1981 170 Stanley Morgan vs. Balt., Nov. 26, 1978 167 Art Graham vs. Hou., Nov. 6, 1964 (8)
Longest Reception—	88 Randy Vataha, vs. Balt., Dec. 19, 1971 (from Jim Plunkett-td) 87 Jim Whalen, vs. NY Jets, Oct. 27, 1968 (from Tom Sherman-td)

AVERAGE GAIN

Career (150 Min.)—	20.9 Stanley Morgan, 1977-83 (274-5,732) 20.3 Harold Jackson, 1978-81 (156-3,162)
Season (35 Min.)—	23.4 Stanley Morgan, 1981 (44-1,029) 22.8 Stanley Morgan, 1979 (44-1,002) 22.5 Harold Jackson, 1979 (45-1,013)
Game (4 Min.)—	36.4 Stanley Morgan, vs. Miami, Nov. 8, 1981 (5-182) 35.5 Stanley Morgan, vs. San Fran., Nov. 30, 1980 (4-142) 35.5 Jim Colclough, vs. NY Jets, Oct. 6, 1962 (4-142)

TOUCHDOWNS

Career—	42 Gino Cappelletti, 1960-70 39 Jim Colclough, 1960-68 37 Stanley Morgan, 1977-83
Season—	12 Stanley Morgan, 1979 10 Jim Colclough, 1960-62 9 Randy Vataha, 1971 Gino Cappelletti, 1965 Jim Colclough, 1960-62
Game—	3 Harold Jackson, vs. Jets, Sept. 9, 1979 Jim Whalen, vs. Mia., Oct. 15, 1967 Gino Cappelletti, at Buff., Nov. 15, 1964 Billy Lott, vs. Buff., Oct. 22, 1961

INTERCEPTIONS BY

Most

Career— 29 Ron Hall, 1961-67
28 Mike Haynes, 1976-82
24 Nick Buoniconti, 1962-68

Season— 11 Ron Hall, 1964
8 Mike Haynes, 1976
Bob Suci, 1963

Game— 3 Accomplished 6 times, Last: Roland James at Buff.,
Oct. 23, 1983

YARDAGE

Career— 476 Ron Hall, 1961-67
393 Mike Haynes, 1976-82

Season— 277 Bob Suci, 1963
182 Prentice McCray, 1976

Game— 118 Prentice McCray, at NY Jets, Nov. 21, 1976 (2)
110 Bob Suci, vs. Hou., Nov. 1, 1963 (2)

Longest Return— 99 Rick Sanford at Chic., Dec. 5, 1982 (TD)
98 Bob Suci, vs. Hous., Nov. 1, 1963 (TD)
87 Ron Hall, vs. Den., Sept. 18, 1966

TOUCHDOWNS

Career— 2 Prentice McCray, 1976
Don Webb, 1961-62, 64-71
John Charles, 1967-69
Bob Suci, 1963

Season— 2 Prentice McCray, 1976
Bob Suci, 1963
Don Webb, 1961

Game— 2 Prentice McCray at NY Jets, Nov. 21, 1976

PUNTING

MOST PUNTS

Career— 377 Tom Yewcic, 1961-67
243 Tom Janik, 1969-71

Season— 87 Tom Janik, 1971
86 Tom Janik, 1970

Game— 11 Jim Fraser, vs. NY Jets, Oct. 2, 1966
10 Tom Greene, vs. Hou., Dec. 18, 1960
Tom Yewcic, vs. Buff., Dec. 1, 1963
Tom Yewcic, vs. Buff., Nov. 15, 1964
Bob Scarpitto, vs. Oak., Oct. 6, 1968

YARDAGE

Career— 14,553 Tom Yewcic, 1961-67
9,516 Tom Janik, 1969-71

Season— 3,615 Rich Camarillo, 1983
3,364 Tom Janik, 1970

Game— 436 Bob Scarpitto, vs. Oak., Oct. 6, 1968 (10)
427 Rich Camarillo vs. Oak., Nov. 1, 1981 (9)
417 Tom Yewcic, vs. Buff., Nov. 15, 1964 (10)

Longest Punt— 87 Bob Scarpitto, at Den., Sept. 29, 1968
76 Rich Camarillo vs. NY Jets, Sept. 19, 1982
75 Rich Camarillo at Oak., Nov. 1, 1981
72 Rich Camarillo at Buff., Nov. 22, 1981

HIGHEST AVERAGE YARDAGE

Career (100 Punts)— 43.5 Rich Camarillo, 1981-83 (177)
40.0 Terry Swanson, 1967-68 (127)

Season (Qualifiers)— 44.6 Rich Camarillo, 1983
43.7 Rich Camarillo, 1982
41.7 Rich Camarillo, 1981

Game (4 Punts)— 50.8 Terry Swanson, vs. Cin., Dec. 1, 1968 (4)
50.4 Rich Camarillo at Buff., Nov. 22, 1981 (5)

PUNT RETURNS

MOST

Career— 103 Mike Haynes, 1976-80
78 Stanley Morgan, 1977-79
74 Mack Herron, 1973-75

Season— 45 Mike Haynes, 1976
38 Ricky Smith, 1983

Game— 6 Roland James, vs. LA Rams, Nov. 16, 1980
Mack Herron, vs. Cleveland, Nov. 10, 1974
Ron Burton, vs. Oak., Sept. 13, 1964
Fred Bruney, vs. Buff., Sept. 23, 1961

Most Seasons Leading League— 1 Ron Burton, 1962
Fred Bruney, 1961

MOST YARDAGE

Career—	1,159 Mike Haynes, 1976-81 960 Stanley Morgan, 1977-81
Season—	608 Mike Haynes, 1976 517 Mack Herron, 1974
Game—	156 Mike Haynes, vs. Buff., Nov. 7, 1976 133 Stanley Morgan vs. Buff., Nov. 20, 1977 126 Billy Johnson, vs. Hou., Nov. 5, 1967

LONGEST PUNT RETURN

89 Mike Haynes vs. Buff., Nov. 7, 1976 (TD)
80 Stanley Morgan, vs. Baltimore, Nov. 18, 1979 (TD)
75 Roland James, vs. NY Jets, Nov. 2, 1980

HIGHEST AVG. YARDAGE

Career (20 Returns)—	12.0 Mack Herron, 1973-75 (74-888) 11.3 Carl Garrett, 1969-72 (43-487)
Season (Qualifiers)—	14.8 Mack Herron, 1974 13.8 Stanley Morgan, 1977
Game (3 Returns)—	39.0 Mike Haynes vs. Buff., Nov. 7, 1976 (4) 35.7 Ricky Smith vs. Baltimore, Sept. 4, 1981 (3) 33.3 Stanley Morgan vs. Buff., Nov. 20, 1977 (4)

TOUCHDOWNS

Career—	2 Mike Haynes, 1976-79
Season—	2 Mike Haynes, 1976
Game—	1 Roland James, vs. NY Jets, Nov. 2, 1980 Stanley Morgan, vs. Balt., Nov. 18, 1979 Mike Haynes, vs. Den., Nov. 28, 1976 Mike Haynes, vs. Buff., Nov. 7, 1976

KICKOFF RETURNS

MOST

Career—	92 Carl Garrett, 1969-72 89 Larry Garron, 1960-68
Season—	42 Ricky Smith, 1983 41 Mack Herron, 1973
Game—	8 Willie Porter, vs. NY Jets, Sept. 22, 1968 6 by many players, Last: Allen Carter, at Baltimore, Dec. 21, 1975
Most Seasons Leading League—	1 Raymond Clayborn, 31.0 (28-869), 1977 Horace Ivory, 27.6 (36-992), 1980

YARDAGE

Career—	2,299 Larry Garron, 1960-68 2,251 Carl Garrett, 1969-72
Season—	1,092 Mack Herron, 1973 992 Horace Ivory, 1980 879 Allen Carter, 1975
Game—	206 Allen Carter, at Baltimore, Dec. 21, 1975 175 Carl Garrett, vs. Buff., Oct. 11, 1969

LONGEST

101 Raymond Clayborn, at Balt., Dec. 18, 1977 (TD)
100 Raymond Clayborn, at NY Jets, Oct. 2, 1977 (TD)
99 Allen Carter, at Balt., Dec. 21, 1975 (TD)
98 Ricky Smith, vs. NY Jets, Sept. 19, 1982 (TD)
98 Horace Ivory, at Balt., Oct. 19, 1980 (TD)

HIGHEST AVG. YARDAGE

Career (20 Returns)—	27.6 Horace Ivory, 1980 (36-992) 27.2 Allen Carter, 1975-76 (33-898) 26.9 Raymond Clayborn, 1977-79 (57-1,538)
Season (Qualifiers)—	31.0 Raymond Clayborn, 1977 28.5 Larry Garron, 1962 28.4 Jess Phillips, 1976
Game (3 Returns)—	49.3 Ron Burton, vs. Dall. Texans, Nov. 3, 1961 (3) 47.0 Horace Ivory, at Balt., Oct. 19, 1980 (3)

TOUCHDOWNS

Career—	3 Raymond Clayborn, 1977 2 Larry Garron, 1960-68
Season—	3 Raymond Clayborn, 1977
Game—	1 Accomplished 10 times, Last: Ricky Smith, vs. NY Jets, Sept. 19, 1982 (98 yards TD)

FUMBLES

MOST	
Career—	50 Steve Grogan, 1975-83 49 Sam Cunningham, 1973-79, 1981
Season—	42 Vito (Babe) Parilli, 1961-67 12 Steve Grogan, 1979 Sam Cunningham, 1975 Mack Herron, 1974
Game—	4 Vito (Babe) Parilli, vs. Den., Nov. 6, 1966 3 Accomplished 7 times, Last: Tony Eason, vs. New Orleans, Dec. 4, 1983

MOST OWN RECOVERIES	
Career—	19 Vito (Babe) Parilli, 1961-67 17 Steve Grogan, 1975-83
Season—	6 Vito (Babe) Parilli, 1963 5 Vito (Babe) Parilli, 1964
Game—	2 Accomplished 8 times, Last: Tony Collins, at NY Jets, Nov. 27, 1983

MOST OPPONENT RECOVERIES	
Career—	15 Jim Hunt, 1960-70 14 Raymond Hamilton, 1973-80
Season—	13 Bob Dee, 1960-67 5 Bob Dee, 1961 4 Steve Nelson, 1978 John Sanders, 1975 Larry Eisenhower, 1964 Jack Rudolph, 1960
Game—	3 Steve Nelson, vs. Phila., Oct. 8, 1978 2 By 15 players. Last: Raymond Hamilton, at St. Louis, Sept. 10, 1978.

MOST RETURN YARDAGE	
Career—	82 Don Webb, 1961-62, 64-71 67 Jim Hunt, 1960-70
Season—	52 Chuck Shonta, 1960 51 Jim Hunt, 1968
Game—	52 Chuck Shonta, vs. NY Titans, Sept. 17, 1960 (1-opp) 51 Jim Hunt, vs. Hou., Dec. 15, 1968 (1-opp)

LONGEST RETURN	
	52 Chuck Shonta, vs. NY Titans, Sept. 17, 1960 (TD) 51 Jim Hunt, vs. Hou., Dec. 15, 1968

TOUCHDOWNS	
Own Fumbles Recovered For TD—	1 Five Players Last: Steve Grogan, vs. NY Jets, Oct. 18, 1976 (6 yds.)
Opponents' Fumbles Recovered For TD—	1 Last: Rick Sanford (22 Yds.), Allan Clark (15 Yds.) vs. Balt., Nov. 23, 1980

PATRIOTS' TEAM RECORDS

Note: Number of games per season 1960-1977 (14); 1978-81, 83 (16); 1982 (9)

OFFENSE VICTORIES

MOST	
Season—	11 1978 11 1976 10 1964, 1980
FEWEST	
Season—	2 1981 1970

SCORING

MOST POINTS SCORED	
Season—	441 1980 413 1961 411 1979
Game—	56 NY Jets, Sept. 9, 1979 55 NY Jets, Oct. 29, 1978 52 Buffalo, Oct. 22, 1961
Quarter—	1st: 21 NY Jets, Oct. 29, 1978 1st: 21 at Miami, Dec. 15, 1974 2nd: 27 Baltimore, Nov. 18, 1979 Denver, Nov. 28, 1976 3rd: 22 Dallas Texans, Nov. 18, 1960 4th: 27 Baltimore, Nov. 23, 1980

FEWEST POINTS SCORED

Season— 149 1970
 192 1972
 Game— 0 12 Times
 Last: Cleveland 30, Patriots 0, Nov. 20, 1983

MOST POINTS SCORED, BOTH TEAMS

Game— 86 Patriots 43, Oakland 43 (tie), Oct. 16, 1964
 76 Buffalo 45, Patriots 31, Nov. 23, 1975
 76 Patriots 55, NY Jets 21, Oct. 29, 1978

FEWEST POINTS SCORED, BOTH TEAMS

Game— 3 Patriots 3, Miami 0, Dec. 12, 1982
 7 Houston 7, Patriots 0, Sept. 21, 1975

GREATEST MARGIN OF VICTORY

Game— 53 Patriots 56, NY Jets 3, Sept. 9, 1979
 42 Patriots 45, Houston 3, Nov. 1, 1963
 41 Patriots 41, San Diego 0, Dec. 17, 1961

GREATEST MARGIN OF DEFEAT

Game— 52 Miami 52, Patriots 0, Nov. 12, 1972
 38 Miami 41, Patriots 3, Oct. 17, 1971
 38 Cincinnati 45, Patriots 7, Dec. 20, 1970

MOST TOUCHDOWNS

Season— 52 1961, 1980
 49 1979
 48 1976
 Game— 8 NY Jets, Sept. 9, 1979
 8 NY Jets, Oct. 29, 1978
 7 Oakland, Oct. 3, 1976
 Buffalo, Oct. 22, 1961

FEWEST TOUCHDOWNS

Season— 17 1982 (9 games)
 18 1970
 24 1972

MOST POINTS AFTER TOUCHDOWN

Season— 51 1980
 48 1961

FEWEST POINTS AFTER TOUCHDOWN

Season— 15 1982 (9 games)
 17 1970
 24 1972

MOST FGS ATTEMPTED

Season— 39 1964
 38 1963
 Game— 7 Cincinnati, Nov. 16, 1969
 Buffalo, Sept. 24, 1967
 San Diego, Sept. 20, 1964

FEWEST FGS ATTEMPTED

Season— 13 1982 (9 games)
 16 1972
 17 1975

MOST FGS MADE

Season— 26 1980
 25 1964
 23 1979
 Game— 6 Denver, Oct. 4, 1964
 4 Many times,
 Last: vs. San Diego, Nov. 9, 1975 (John Smith)

FEWEST FGS MADE

Season— 8 1982 (9 games), 1972, 1970, 1960
 9 1983, 1975

FIRST DOWNS

MOST TOTAL

Season— 328 1981
 322 1978
 Game— 31 Houston, Dec. 11, 1966
 30 NY Jets, Sept. 9, 1979
 29 Buffalo, Jan. 2, 1983
 29 NY Jets, Oct. 18, 1976
 29 Oakland, Dec. 9, 1961

FEWEST TOTAL

Season— 146 1982 (9 games)
 166 1969
 181 1968
 Game— 5 vs. Miami, Dec. 12, 1982
 5 at NY Jets, Nov. 22, 1970
 6 at Kansas City, Oct. 11, 1970

MOST RUSHING

Season— 181 1978
 150 1976
 Game— 21 Denver, Nov. 28, 1976
 18 NY Jets, Oct. 18, 1976

FEWEST RUSHING

Season—	55 1965
	63 1970
Game—	0 at Buffalo, Oct. 26, 1980
	0 at NY Jets, Nov. 22, 1970
	1 6 times, Last: at Denver, Nov. 11, 1979

MOST PASSING

Season—	166 1981
	159 1979
	154 1980
Game—	20 at Houston, Nov. 10, 1980
	20 Oakland, Oct. 16, 1964

FEWEST PASSING

Season—	63 1982 (nine games)
	87 1969
	94 1971, 1968
Game—	0 vs. Miami, Dec. 8, 1968
	0 at Tampa Bay, Dec. 12, 1976
	1 vs. New Orleans, Dec. 4, 1983
	1 vs. Miami, Dec. 12, 1982

MOST PENALTY

Season—	29 1965
	27 1979
	26 1980, 1975
Game—	7 Houston, Sept. 19, 1965
	5 Detroit, Oct. 7, 1979
	at San Diego, Nov. 9, 1975
	Baltimore, Oct. 7, 1973
	Miami, Dec. 17, 1967

FEWEST PENALTY

Season—	9 1982 (nine games)
	11 1971
	14 1977
Game—	0 Many times, Last: at LA Rams, Dec. 11, 1983

TOTAL NET YARDS

MOST

Season—	5,965 1978
	5,623 1981
	5,470 1979
Game—	597 NY Jets, Sept. 9, 1979
	529 NY Jets, Oct. 29, 1978
	498 at Buffalo, Nov. 23, 1975

FEWEST

Season—	2,626 1970
	2,633 1982 (9 games)
	3,127 1968
Game—	57 vs. NY Jets, Sept. 19, 1982 (61r, -4p)
	80 at NY Jets, Nov. 20, 1970 (23r, 57p)

RUSHING OFFENSE

MOST ATTEMPTS

Season—	671 1978
	603 1977
Game—	62 Denver, Nov. 28, 1976 (332 yds.)
	60 at Seattle, Dec. 19, 1982 (249 yds.)

FEWEST ATTEMPTS

Season—	324 1982 (9 games)
	334 1970
	363 1960
Game—	11 vs. Buffalo, Dec. 20, 1964 (33 yds.)
	15 4 times, Last: at Pittsburgh, Dec. 26, 1982 (48 yds.)

MOST YARDS

Season—	3,165 1978
	2,948 1976
Game—	332 Denver, Nov. 28, 1976
	330 NY Jets, Oct. 18, 1976
	328 vs. NY Jets, Sept. 18, 1983

FEWEST YARDS

Season—	1,040 1970
	1,117 1965
Game—	17 at LA Chargers, Oct. 28, 1960 (24 atts.)
	22 vs. NY Jets, Nov. 14, 1965 (23 atts.)
	23 at NY Jets, Nov. 20, 1970 (17 atts.)

MOST TOUCHDOWNS

Season—	30 1978
	24 1976
Game—	4 Accomplished 6 times, Last: vs. San Diego, Oct. 16, 1983

FEWEST TOUCHDOWNS

Season—	3 1982 (9 games)
	7 1971
	8 1968, 1965

PASSING

MOST ATTEMPTS

Season—	482 1981
	476 1964
	475 1960, 1979
Game—	52 at NY Jets, Oct. 11, 1981
	50 NY Jets, Nov. 14, 1965
	at Houston, Sept. 19, 1965

FEWEST ATTEMPTS

Season—	187 1982 (9 games)
	305 1977
	309 1976
Game—	5 vs. Miami, Dec. 12, 1982 (2 comps.)
	9 vs. Miami, Nov. 9, 1969 (2 comps.)

MOST COMPLETIONS

Season—	254 1981
	240 1980
	237 1979
Game—	27 Dallas, Nov. 18, 1960
	at NY Jets, Oct. 11, 1981

FEWEST COMPLETIONS

Season—	93 1982 (9 games)
	146 1976
	159 1971
Game—	2 vs. Miami, Nov. 9, 1969 (9 atts.)
	2 vs. Miami, Dec. 12, 1982 (5 atts.)
	3 vs. New Orleans, Dec. 4, 1983 (10 atts.)

MOST NET YARDS

Season—	3,218 1979
	3,195 1980
	3,166 1964
Game—	405 Oakland, Oct. 16, 1964
	374 at Houston, Nov. 10, 1980
	366 Kansas City, Nov. 17, 1963
	365 NY Jets, Sept. 9, 1979

FEWEST NET YARDS

Season—	1347 1982 (9 games)
	1586 1970
	1746 1976
Game—	-4 vs. NY Jets, Sept. 19, 1982
	13 vs. Miami, Dec. 12, 1982
	16 vs. New Orleans, Dec. 4, 1983 and
	at Miami, Dec. 8, 1968

MOST TOUCHDOWNS

Season—	31 1964
	30 1979
	29 1961
Game—	6 NY Jets, Sept. 9, 1979
	5 Many times, Last: Buffalo, Nov. 15, 1964
	4 Many times.
	Last: NY Jets, Oct. 29, 1978

FEWEST TOUCHDOWNS

Season—	7 1970
	10 1972

MOST HAD INTERCEPTED

Season—	34 1981
	33 1968
	32 1967
Game—	6 Denver, Sept. 3, 1967
	Buffalo, Dec. 9, 1967
	Kansas City, Oct. 11, 1970
	at San. Fran., Nov. 30, 1980

FEWEST HAD INTERCEPTED

Season—	9 1982 (9 games)
	13 1962
	16 1971

SACKS ALLOWED, MOST

Season—	49 1979 (382 yards)
	45 1983 (334 yards)
	45 1981 (321 yards)
	45 1967 (361 yards)
Game—	8 NY Jets, Nov. 15, 1981 (48 yards)
	at NY Jets, Oct. 11, 1981 (72 yards)
	Buffalo, Dec. 14, 1975 (87 yards)
	at Baltimore, Oct. 25, 1970 (65 yards)

SACKS ALLOWED, FEWEST

Season—	14 1977 (155 yards)
	15 1982 (9 games-134 yards)
	19 1976 (164 yards)
Game—	0 accomplished 33 times
	Most recent: vs. Buffalo, Nov. 6, 1983

PUNTING

MOST PUNTS

Season—	96 1968
	87 1971
Game—	11 NY Jets, Oct. 2, 1966
	10 Oakland, Oct. 6, 1967
	Buffalo, Dec. 1, 1963; Nov. 15, 1964
	Houston, Dec. 18, 1960

FEWEST PUNTS

Season—	49 1982 (9 games)
	61 1973, 1978
	63 1980
Game—	0 Three times, Last: vs. Houston, Nov. 12, 1978
	1 Nine times, Last: vs. Kansas City, Oct. 4, 1981

MOST YARDS

Season—	3,831 1968
	3,615 1983
	3,364 1970
Game—	436 at Oakland, Nov. 1, 1981
	at Oakland, Oct. 6, 1968

FEWEST YARDS

Season—	2,137 1978
	2,140 1982 (9 games)
	2,297 1973
Game—	0 Three times, Last: vs. Houston, Nov. 12, 1978

HIGHEST AVG.

Season—	44.6 1983
	43.7 1982
	41.5 1969
	40.5 1967
Game—	50.8 Cincinnati, Dec. 1, 1968
	50.4 at Buff., Nov. 22, 1981

LOWEST AVG.

Season—	34.6 1977
	35.0 1978

PUNT RETURNS

MOST

Season—	60 1980
	48 1976
	47 1978
Game—	7 Houston, Nov. 5, 1967
	6 Accomplished 11 times, Last: at San Francisco, Nov. 30, 1980.

FEWEST RETURNS

Season—	17 1972
	23 1969

MOST YARDS

Season—	628 1976
	533 1974
Game—	167 Buffalo, Nov. 7, 1976
	139 Buffalo, Nov. 20, 1977

FEWEST YARDS

Season—	37 1972
	138 1962

HIGHEST AVG.

Season—	13.3 1974
	13.1 1976

LOWEST AVG.

Season—	2.2 1972
	5.3 1968, 1962

MOST TOUCHDOWNS

Season—	2 1976
Game—	1 NY Jets, Nov. 2, 1980
	Baltimore, Nov. 18, 1979
	Denver, Nov. 28, 1976
	Buffalo, Nov. 7, 1976

KICKOFF RETURNS

MOST

Season—	73 1967
	71 1968
Game—	10 Buffalo, Dec. 9, 1967
	9 Dallas, Oct. 24, 1971
	NY Jets, Sept. 22, 1968
	Oakland, Oct. 16, 1964

FEWEST

Season—	28 1982 (9 games)
	39 1977
	46 1976
Game—	0 vs. Seattle, Oct. 9, 1977
	at Denver, Sept. 14, 1969

MOST YARDS

Season—	1,520 1975
	1,442 1968
Game—	245 Dallas, Oct. 24, 1971
	230 at Baltimore, Dec. 21, 1975

FEWEST YARDS

Season—	646 1982 (9 games)
	1,051 1977
	1,087 1976
Game—	0 vs. Seattle, Oct. 9, 1977 and at Denver, Sept. 14, 1969

HIGHEST AVG.

Season—	26.9 1977
	24.1 1973

LOWEST AVG.

Season—	18.3 1981
	19.7 1967

MOST TOUCHDOWNS

Season—	3 1977
	2 1961
	1 1982, 1980, 1975, 1973, 1962
Game—	1 Ten times—Last: vs. NY Jets, Sept. 19, 1982

PENALTIES

MOST

Season—	112 1977
	102 1976
Game—	14 at Cincinnati, Oct. 15, 1978
	13 vs. Kansas City, Sept. 18, 1977

FEWEST

Season—	50 1973
	52 1962
	53 1982 (9 games)
Game—	1 Eight times, Last: vs. Miami, Dec. 12, 1982

MOST YARDS

Season—	931 1977
	914 1970
Game—	139 vs. Buffalo, Nov. 6, 1983
	125 NY Jets, Oct. 29, 1978 at Cincinnati, Oct. 15, 1978

FEWEST YARDS

Season—	412 1982 (9 games)
	456 1962
	467 1964
Game—	5 Three times, Last: vs. Miami, Dec. 12, 1982

FUMBLES

MOST

Season—	51 1973
	47 1983
	43 1975
Game—	8 Baltimore, Oct. 7, 1973
	6 Accomplished 7 times, Last: vs. Miami, Dec. 15, 1974

FEWEST

Season—	15 1969
	16 1982 (9 games)
	18 1970
Game—	0 Many times, Last: at Pittsburgh, Sept. 25, 1983

MOST TOTAL RECOVERED

Season—	43 1983, 1973
	36 1975
Game—	8 at Pittsburgh, Sept. 26, 1976 (2-6)
	7 Kansas City, Oct. 23, 1964 (4-3)

FEWEST TOTAL RECOVERED

Season—	8 1982 (9 games)
	19 1969
	20 1980
Game—	0 Many times, Last: vs. Houston, Nov. 28, 1982

MOST OWN RECOVERED

Season—	25 1973
	24 1983
Game—	5 at Wash., Oct. 25, 1981
	Baltimore, Oct. 7, 1973

FEWEST OWN RECOVERED

Season—	5 1970, 1969
	8 1982 (9 games), 1971, 1968

MOST OPPONENTS' RECOVERED

Season—	27 1976
	21 1978
Game—	6 at LA Rams, Dec. 11, 1983 and at Pittsburgh, Sept. 26, 1976
	5 Denver, Nov. 6, 1966

FEWEST OPPONENTS' RECOVERED

Season—	9 1965
	10 1977, 1962
	11 1982 (9 games)

TOTAL DEFENSE (Net Yards)

MOST NET YARDS ALLOWED

Season—	5,827	1981
	5,576	1983
	5,248	1972
Game—	540	Houston, Oct. 13, 1961
	528	NY Jets, Dec. 17, 1966

FEWEST NET YARDS ALLOWED

Season—	2,812	1982 (9 games)
	3,638	1963
Game—	86	Baltimore, Oct. 23, 1977
	88	Miami, Oct. 12, 1980
	115	Houston, Dec. 18, 1965

SCORING

MOST POINTS ALLOWED

Season—	446	1972
	406	1968
Game—	52	at Miami, Nov. 12, 1972
	48	at NY Jets, Oct. 27, 1968
		Oakland, Oct. 22, 1967
Shutout Game—	52	at Miami, Nov. 12, 1972
	34	at Dallas Texans, Dec. 11, 1960

FEWEST POINTS ALLOWED

Season—	157	1982 (9 games)
	217	1977
	236	1976
Game—	0	13 Times, Last: vs. New Orleans, Dec. 4, 1983 and at Buffalo, Oct. 23, 1983

RUSHING ALLOWED

MOST ATTEMPTS ALLOWED

Season—	644	1981
	560	1973
Game—	58	NY Jets, Oct. 14, 1973
	54	NY Jets, Oct. 15, 1972

FEWEST ATTEMPTS ALLOWED

Season—	310	1963
	314	1982 (9 games)
	350	1961
Game—	10	at Oakland, Dec. 9, 1961
	14	at Seattle, Dec. 19, 1982
	15	vs. Houston, Dec. 18, 1965

MOST YARDS

Season—	2,950	1981
	2,850	1973
	2,717	1972
Game—	360	Buffalo, Sept. 16, 1973
	349	vs. Buffalo, Dec. 14, 1975

FEWEST YARDS

Season—	1,041	1961
	1,107	1963
Game—	2	San Diego, Dec. 17, 1961
	19	Houston, Nov. 1, 1963

MOST TOUCHDOWNS

Season—	27	1972
	22	1968
Game—	6	NY Jets, Oct. 27, 1968
	4	Buffalo, Sept. 16, 1973
		Dallas, Sept. 8, 1962
		Oakland, Nov. 4, 1960

FEWEST TOUCHDOWNS

Season—	7	1966
	8	1977
	9	1983

PASSING ALLOWED

MOST ATTEMPTS ALLOWED

Season—	530	1964
	514	1983
	509	1966
Game—	61	Minn., Dec. 16, 1979
	56	NY Jets, Oct. 2, 1966
		Denver, Sept. 21, 1962

FEWEST ATTEMPTS ALLOWED

Season—	240	1973
	267	1982 (9 games)
	325	1972
Game—	7	Buffalo, Dec. 9, 1973
		NY Jets, Oct. 14, 1973
	9	NY Jets, Oct. 15, 1972

MOST COMPLETIONS ALLOWED

Season—	277 1983
	266 1980
Game—	35 Minn., Dec. 16, 1979
	28 NY Jets, Oct. 2, 1966

FEWEST COMPLETIONS ALLOWED

Season—	134 1973
	142 1982 (9 games)
	170 1971
Game—	1 NY Jets, Oct. 14, 1973
	2 Buffalo, Dec. 9, 1973

MOST NET YARDS ALLOWED

Season—	3,356 1966
	3,295 1983
	3,217 1964
Game—	467 Minn., Dec. 16, 1979
	448 Houston, Oct. 13, 1961

FEWEST NET YARDS ALLOWED

Season—	1,338 1973
	1,519 1982 (9 games)
	2,033 1977
Game—	0 NY Jets, Oct. 14, 1973
	8 NY Jets, Oct. 10, 1971

MOST TOUCHDOWNS ALLOWED

Season—	28 1967, 1980
	27 1961
Game—	5 Oakland, Oct. 22, 1967
	Kansas City, Sept. 25, 1966

FEWEST TOUCHDOWNS ALLOWED

Season—	9 1982 (9 games)
	11 1973
	16 1977, 1976 and 1971

SACKS, MOST RECORDED

Season—	58 1977 (471 yards), NFL leaders
	57 1979 (512 yards), NFL leaders
	56 1963 (526 yards)
Game—	10 at Oakland, Sept. 22, 1963 (100 yards)
	9 vs. NY Jets, Sept. 9, 1979 (86 yards)
	9 vs. Denver, Nov. 28, 1976 (59 yards)

SACKS, FEWEST RECORDED

Season—	15 1972 (101 yards)
	20 1982 (9 games-134 yards) and 1981 (175 yards)
	22 1969 (159 yards)
	1966 (209 yards)
Game—	0 Accomplished 49 times
	Most recent: at NY Jets, Nov. 27, 1983

FIRST DOWNS ALLOWED

MOST TOTAL ALLOWED

Season—	328 1981
	289 1972
Game—	30 NY Jets, Sept. 19, 1982
	30 Minn., Dec. 16, 1979

FEWEST TOTAL ALLOWED

Season—	185 1982 (9 games)
	215 1977 and 1973
	219 1967
Game—	5 Chicago, Oct. 14, 1979
	6 Seattle, Oct. 9, 1977
	7 Houston, Sept. 21, 1975
	Houston, Dec. 18, 1965

MOST RUSHING

Season—	160 1981
	144 1972
	142 1969, 1973
Game—	20 NY Jets, Sept. 19, 1982
	19 vs. Buffalo, Dec. 14, 1975
	NY Jets, Oct. 15, 1972

FEWEST RUSHING

Season—	59 1963
	61 1967
Game—	0 Buffalo, Oct. 20, 1968
	Miami, Oct. 15, 1967
	Houston, Nov. 1, 1963

MOST PASSING

Season—	165 1964
	153 1966
Game—	17 Minn., Dec. 16, 1979
	Minn., Dec. 13, 1970
	Houston, Oct. 13, 1961

FEWEST PASSING

Season—	67 1973 88 1982 (9 games) 105 1970
Game—	1 NY Jets, Oct. 14, 1973 2 Accomplished 8 times, Last: vs. Buff., Dec. 14, 1980 and at Cinn., Sept. 16, 1979

MOST PENALTY

Season—	28 1968 24 1960
Game—	7 Oakland, Oct. 6, 1968 6 NY Jets, Oct. 27, 1968

FEWEST PENALTY

Season—	6 1973 10 1982 (9 games) 11 1974, 1980
Game—	0 Many times—Last: at LA Rams, Dec. 11, 1983

INTERCEPTIONS BY PATRIOTS

MOST

Season—	31 1964 29 1963
Game—	7 at NY Jets, Nov. 21, 1976 6 NY Jets, Sept. 27, 1964 Houston, Nov. 1, 1963

FEWEST

Season—	8 1970 10 1972
Game—	0 Many times, Last: at Seattle, Dec. 18, 1983

MOST YARDS

Season—	645 1963 505 1976
Game—	204 Houston, Nov. 1, 1963 145 at NY Jets, Nov. 21, 1976

FEWEST YARDS

Season—	105 1973 165 1975
---------	----------------------

MOST TOUCHDOWNS

Season—	3 1976, 1963, 1962 2 1974, 1971, 1967, 1961
Game—	2 at NY Jets, Nov. 21, 1976 Houston, Nov. 1, 1963

FEWEST TOUCHDOWNS

Season—	0 1981, 1977, 1973, 1972, 1970, 1966, 1965, 1960 1 1983, 1982, 1980, 1979, 1978, 1975, 1969, 1968, 1964
---------	--

1983 AWARDS

Rich Camarillo	Pro Bowl (1st year) First team all-NFL (NEA, PFW, PFWA) All-pro (PFWA, <i>The Sporting News</i>) First team all-AFC (UPI, PFW) First team all-pro (CPFN) Second team all-pro (AP)
Ray Clayborn	Pro Bowl (1st year) Second team all-AFC (UPI)
Tony Collins	Pro Bowl (1st year) Second team all-AFC (UPI)
John Hannah	Selected to play in his seventh Pro Bowl (starter), but did not due to postseason shoulder surgery. First team all-NFL (AP, NEA, PFW, PFWA) All-pro (PFWA) First team all-pro (AP, <i>The Sporting News</i> , <i>Football Digest</i> , CPFN) First team all-AFC (UPI, PFW)
Brian Holloway	Pro Bowl (1st year) First team all-AFC (PFW) Second team all-pro (CPFN)
Roland James	Second team all-AFC (UPI)

NOTE: PFW indicates *Pro Football Weekly*, PFWA indicates Pro Football Writers of America, and CPFN indicates *College and Pro Football Newsweekly*.

CONSECUTIVE RECORDS

INDIVIDUAL

Seasons Played

11 John Hannah (1973-83)
Bill Lenkaitis (1971-81)
Jon Morris (1964-74)
Houston Antwine (1961-71)
Jim Hunt (1960-70)
Gino Cappelletti (1960-70)

Games Played

152 Gino Cappelletti (1960-70)
110 Ray Hamilton (Sept. 16, 1973 to Oct. 26, 1980)

Games Scoring

101 John Smith (1975-83)

Pats Made

106 Gino Cappelletti (1963-66)
79 John Smith (1976-81)

Games, FG Made

11 Gino Cappelletti (11-1-63 to 10-9-64)

Passing Attempts None Intercepted

138 Butch Songin (1960)
105 Butch Songin (1960)
80 Steve Grogan (1983)

Games, Reception Made

42 Jim Colclough (1960-63)
27 Gino Cappelletti (1961-63)

Games, Interception Made

4 Mike Haynes (1976)

TEAM

VICTORIES

Most

7 Nov. 7, 1976 to Sept. 18, 1977
(final six games of 1976 and 1977 opener)
Sept. 24, 1978 to Nov. 5, 1978

Shutout

2 vs. Miami, Dec. 12, 1982 and at Seattle, Dec. 19, 1982

LOSSES

Most

9 Sept. 27, 1970 to Nov. 22, 1970
Oct. 8, 1972 to Dec. 3, 1972
Oct. 25, 1981 to Dec. 20, 1981

SCORING

Most Games

125 Sept. 28, 1975 to Nov. 13, 1983
(last shutout loss was to Cleveland, 30-0 on Nov. 20, 1983)

SCORING ALLOWED

Most Shutout Quarters

8 Dec. 12, 1982 (vs. Miami) and
Dec. 19, 1982 (at Seattle)

Most Quarters not allowing a TD

10 Dec. 5, 1982 (at Chicago, 2nd half) thru Dec. 19, 1982
(shutout wins vs. Miami 12-19-82 and
at Seattle 12-19-82)

PATRIOTS IN OVERTIME

Since the NFL adopted the overtime format in 1976, the Patriots have never won in seven regular season overtime appearances. Their most recent overtime loss came on opening day of 1983 when they fell to Baltimore, 29-23 at Foxboro on September 4th. In seven overtime contests, the Patriots have lost all six games, including three in a row by an identical 16-13 score. In the six overtime games played during the regular season, the Patriots have won the coin toss four times and lost it three times. In two of the three games when the Patriots have lost the coin toss, the opposition has scored the winning points without the Patriots gaining possession. In preseason play, the Patriots are 3-1 in overtime games.

9- 4-83 Baltimore 29, PATRIOTS 23

11- 8-81 Miami, 30, PATRIOTS 27*

9-27-81 PITTSBURGH 27, Patriots 21

12- 8-80 MIAMI 16, Patriots 13*

11-25-79 Buffalo 16, PATRIOTS 13

9- 3-79 Pittsburgh 16, PATRIOTS 13

8-24-79# DENVER 20, Patriots 17*

9-26-77 CLEVELAND 30, Patriots 27*

8-28-77# PATRIOTS 13, Pittsburgh 10*

8- 1-76# PATRIOTS 13, NY Giants 7

8-30-75# Patriots 20, GREEN BAY 17*

HOME TEAM LISTED IN CAPS, # denotes preseason game, *denotes Patriots lost coin toss.

PATRIOTS' ALL-TIME ROSTER

NOTE: The following list includes players who have been active for at least one regular season game in each season noted.

Acks, Ron (LB), Illinois	1972-73	Charles, John (DB), Purdue	1967-69
Adams, Bob (TE) Pacific	1973-74	Cheyunski, Jim (LB), Syracuse	1968-72
Adams, Julius (DE), Texas So	1971-83	Christy, Richard (RBI), North Carolina	1960
Adams, Sam (OG), Prairie View	1972-80	Cindrich, Ralph (LB), Pittsburgh	1972
Addison, Tom (LB), South Carolina	1960-67	Clark, Allan (RB), Northern Arizona	1979-80
Allard, Don (QB), Boston College	1962	Clark, Gail (LB), Michigan State	1974
Anderson, Bob (RB), Colorado	1975	Clark, Phil (DB), Northwestern	1971
Anderson, Ralph (S), W. Texas State	1973	Clark, Steve (DE), Kansas St.	1981
Antwine, Houston (DT), So. Illinois	1961-71	Clayborn, Ray (CB), Texas	1977-83
Ashton, Josh (RB), Tulsa	1972-74	Cloutier, Dave (DB), Maine	1964
Atchason, Jack (OE), Western Illinois	1960	Cohen, Abe (G), Chattanooga	1960
Atessis, Bill (DE), Texas	1971	Colclough, Jim (WR), B.C.	1960-68
Avezzano, Joe (C), Florida State	1966	Coleman, Dennis (LB), Mississippi	1971
Bailey, Bill (RB), Cincinnati	1969	Collins, Tony (RB), East Carolina	1981-83
Baker, Melvin (WR), Texas Southern	1975	Conn, Dick (S), Georgia	1975-79
Ballou, Mike (LB), UCLA	1970	Corbett, Steve (G), Boston College	1975
Banks, Willie (G), Alcorn A&M	1973	Corcoran, Jim (QB), Maryland	1968
Barnes, Bruce (P), UCLA	1973-74	Costict, Ray (LB), Miss St.	1977-79
Barnes, Pete (LB), So. University	1976-77	Cowan, Larry (RB) Jackson St.	1982
Barnes, Rodrigo (LB), Rice	1974-75	Crabtree, Eric (WR), Pittsburgh	1971
Beach, Walter (DB), Central Mich.	1960-61	Crawford, Jim (RB), Wyoming	1960-64
Beaudoin, Doug (S), Minnesota	1976-79	Cross, Bob (OT), Kilgore Jr. Col	1960
Beer, Tom (TE), Houston	1970-72	Crouthamel, Jake (RB), Dartmouth	1960
Bell, Bill (K), Kansas	1973	Crow, Albert (DT), William & Mary	1960
Bellino, Joe (RB), Navy	1965-67	Crump, George (DE) East Carolina	1982-83
Bennett, Phil (LB), Miami	1960	Crump, Harry (RB), Boston College	1963
Berger, Ron (DE), Wayne State	1969-72	Cryder, Bob (G), Alabama	1978-83
Beverly, Randy (DB), Colorado St.	1970-71	Cudzik, Walt (C), Purdue	1960-63
Biscaha, Joe (OE), Richmond	1960	Cunningham, Jay (DB), Bwl. Grn	1965-67
Bishop, Richard (NT), Louisville	1976-81	Cunningham, Sam (RB), So. Cal 73-79, 81-82	
Blackmon, Don (LB), Tulsa	1981-83	Currier, Bill (DB), So. Carolina	1980
Blahak, Joe (CB), Nebraska	1976	Cusick, Pete (NT), Ohio State	1975
Blanchard, Dick (LB), Tulsa	1972	Damkroger, Maury (LB), Nebraska	1974
Blanks, Sid (RB), Texas A&I	1969-70	Danenhauer, Bill (DE), Emporia	1960
Bolton, Ron (DB), Norfolk State	1972-75	Davis, Jack (G), Maryland	1960
Boudreaux, Jim (DE), Louis. Tech	1966-68	Dawson, Bill (LB-TE-DE), Florida St.	1965
Boyd, Greg (S), Arizona	1973	Dawson, Lin (TE), N.C. State	1981-83
Boyd, Greg (DE), San Diego State	1977-78	Dee, Bob (DE), Holy Cross	1960-67
Bradshaw, Morris (WR) Ohio State	1982	Delucca, Gerry (OT), Mid. Tenn St.	1960-64
Bramlett, John (LB), Memphis St.	1969-70	Dimitroff, Tom (QB), Miami (O)	1960
Briscoe, Marlin (WR), Nebraska (Omaha)	1976	Discenzo, Tony (OT), Michigan St.	1960
Brock, Pete (C), Colorado	1976-83	Dombroski, Paul (DB), Linfield	1981-83
Brown, Barry (TE-LB), Florida	1969-70	Donnalley, Kevin (DB), N. Dakota St.	1981
Brown, Bill E. (LB), Syracuse	1960	Dorsey, Nate (DE), Mississippi Val	1973
Brown, Preston (WR), Vanderbilt	1980, 1982	Dowling, Brian (QB), Yale	1972-73
Brown, Sidney (CB), Oklahoma	1978	Dressler, Doug (RB), Chico State	1975
Browning, Dave (DE), Washington	1983	Dukes, Mike (LB), Clemson	1964-65
Bruney, Fred (DB), Ohio State	1960-62	DuLac, Bill (G), Eastern Mich	1974-75
Bryant, Hubie (WR), Minnesota	1971-72	Dumler, Doug (C), Nebraska	1973-75
Buben, Mark (DL), Tufts	1979, 1981	Durko, Sandy (S), Southern Cal	1973-74
Bugenhagen, Gary (OT-G), Syracuse	1969-70	Eason, Tony (QB), Illinois	1983
Buoniconti, Nick (LB), Notre Dame	1962-68	Edmonds, Randy (LB), Geo. Tech	1971
Burks, Steve (WR), Arkansas State	1975-77	Eisenhauer, Larry (DE), B.C.	1962-69
Burton, Ron (RB), Northwestern	1960-65	Falcon, Terry (G), Montana	1978-79
Byrd, Dennis (DT), North Carolina State	1968	Farmer, Lon (LB), Chattanooga	1964-66
Cagle, John (DT-LB-G), Clemson State	1969	Feacher, Ricky (WR), Miss. Val. St.	1976
Calhoun, Don (RB), Kansas State	1975-81	Feldhausen, Paul (OT), N'rthl'nd	1968-69
Camarillo, Rich (P), Washington	1981-83	Felt, Dick (DB), Brigham Young	1962-66
Canale, Justin (G), Mississippi St.	1965-68	Ferguson, Vagas (RB), Notre Dame	1980-82
Canale, Whit (DE), Tennessee	1968	Flick, Tom (QB), Washington	1982
Cappadona, Bob (RB), Northeastern	1966-67	Foreman, Chuck (RB), Miami (FL)	1980
Cappelletti, Gino (WR-K-DB), Minn	1960-70	Forte, Ike (RB), Arkansas	1967-77
Carter, Allen (RB), Southern Cal	1975	Foster, Will (LB), E. Michigan	1973-74
Carter Kent (LB), Southern Cal	1974	Fox, Tim (S), Ohio State	1976-81
Carwell, Larry (DB), Iowa State	1969-72	Francis, Russ (TE), Oregon	1975-80
Cash, Rick (DT), N.E. Missouri	1972-73	Fraser, Jim (LB-P), Wisconsin	1966
Cavanaugh, Matt (QB), Pittsburgh	1978-82	Frazier, Charley (WR), Texas So.	1969-70
Caveness, Ron (LB), Arkansas	1968-69	Funchess, Tom (OT), Jack. St.	1968-70
Chandler, Al (TE), Oklahoma	1976-79	Fussell, Tom (DE) LSU	1967
Chandler, Edgar (LB), Georgia	1973		
Chapple, Dave (P.) Cal. (Santa Barbara)	1974		

Gallaher, Allen (OT), Southern Cal.	1974	Kadziel, Roin (LB), Stanford	1972
Gamble, R.C. (RB), So. Car. St.	1968-69	Kapp, Joe (QB), California	1970
Gardin, Ron (WR), Arizona	1971	Kecman, Dan (LB), Maryland	1970
Garrett, Carl (RB), N. Mex. High.	1969-72	Keeton, Durwood (S), Oklahoma	1975
Garrett, J.D. (RB), Grambling	1964-67	Kerrigan, Mike (QB), Northwestern	1982
Garron, Larry (RB), Western Ill.	1960-68	Khayat, Ed (DT), Tulane	1966
Geddes, Bob (LB), UCLA	1973-75	Kimber, Bill (OE), Florida State	1961
Germany, Willie (S), Morgan State	1976	Kiner, Steve (LB), Tennessee	1971, 73
Gillen, John (LB), Illinois	1983	King, Claude (RB), Houston	1962
Gipson, Paul (RB), Houston	1973	King, Steve (LB), Tulsa	1973-81
Gladieux, Bob (RB), Notre Dame	1969-72	Klein, Dick (OT), Iowa State	1961-62
Gogolak, Charlie (K), Princeton	1970-72	Knief, Gayle (WR), Morningside	1970
Golden, Tim (LB), Florida	1982-83	Koontz, Ed (LB), Catawba	1968
Golic, Bob (LB), Notre Dame	1979-81	Krakau, Merv (LB), Iowa State	1978
Gonzalez, Noe (RB), SW Texas St.	1974	Kuehn, Art (OC), UCLA	1983
Graff, Neil (QB), Wisconsin	1974-75	Larson, William (RB), Western Illinois	1960
Graham, Art (WR), Boston Col	1963-68	Lassiter, Ike (DE), St. Augustine's	1970-71
Graham, Milt (OT), Colgate	1961-63	Lawson, Odell (RB), Langston	1970-71
Graves, White (DB), LSU	1965-67	Lee, John (DE), Nebraska	1981
Gray, Leon (OT), Jackson State	1973-78	Lee, Keith (DB), Colorado St.	1981-83
Green, Jerry (RB), Georgia Tech	1960	Lee, Robert (G), Missouri	1960
Greene, Tom (QB), Holy Cross	1960	Lenkaitis, Bill (C), Penn State	1971-81
Grogan, Steve (QB), Kansas St.	1975-83	Leo, Bobby (WR), Harvard	1967-68
Hagen, Halvor (G-DE), Weber St.	1971-72	Leo, Charlie (G), Indiana	1960-62
Haggerty, Mike (OT-DE), Miami	1971	Lindquist, Paul (DT), New Hampshire	1961
Haley, Darryl (OG), Utah	1982-83	Lippett, Ronnie (DB), Miami (FL)	1983
Hall, Ron (DB), Missouri Valley	1961-67	Livingston, Walt (RB), Heidelberg	1960
Hamilton, Ray (DE), Oklahoma	1973-81	Lofton, Oscar (OE), S.E. Louisiana	1960
Hammond, Kim (QB), Florida State	1968-70	Long, Charlie (OT), Chattanooga	1961-69
Hannah, John (G), Alabama	1973-82	Long, Mike (OE), Brandeis	1960
Hanneman, Craig (DE), Oregon State	1974-75	Lott, Billy (RB), Mississippi	1961-63
Hare, Eddie (P), Tulsa	1979	Loudd, Rommie (LB), UCLA	1961-62
Harris, Marshall (DE), TCU	1983	Loukas, Angelo (G), Northwestern	1970
Harris, Rickie (DB), Arizona	1971-72	Lowery, Nick (K), Dartmouth	1978
Hartley, Ken (P), Catawba	1981	Lunsford, Mel (DE), Central (O.) State	1973-80
Hasselbeck, Don (TE), Colorado	1977-83	Maitland, Jack (RB), Williams	1971-72
Hauser, Art (DT), Xavier	1960	Mallory, Irvin (DB), Virginia Union	1971
Hawkins, Mike (OLB), Texas A&I	1978-81	Mangum, John (DT), S. Mississippi	1966-76
Hayman, Conway (G), Delaware	1972	Marion, Fred (DB), Miami, Fl	1982-83
Haynes, Mike (CB), Arizona State	1976-82	Marsh, Aaron (WR), Eastern KY	1968-69
Henke, Karl (OT), Tulsa	1969	Marshall, Al (WR), Boise State	1974
Hennessey, Tom (DB), Holy Cross	1965-66	Martin, Donald (CB), Yale	1973
Henson, Luther (NT), Ohio State	1982-83	Mason, Dave (S), Nebraska	1973
Herock, Ken (LB), West Virginia	1969	Massey, Jim (CB), Linfield	1974-75
Herron, Mack (RB), Kansas State	1973-75	Mass, Wayne (OT), Miami	1972
Hinton, Eddie (WR), Oklahoma	1974	Matthews, Bill (LB), So. Dak. St.	1979-81
Hoey, George (DB), Michigan	1972-73	Matthews, Henry (RB), Michigan State	1972
Holloway, Brian (OT), Stanford	1981-83	May, Art (DE), Tuskegee	1971
Holmes, Ernie (NT), Texas Southern	1978	McAlister, James (RB/KR), UCLA	1978
Howard, Bob (CB), San Diego State	1975-77	McCall, Bob (RB), Arizona	1973
Huarte, John (QB), Notre Dame	1966-67	McComb, Don (DE), Bradley	1960
Hubach, Mike (P), Kansas	1980-81	McCray, Prentice (S), Arizona State	1974-80
Hudson, Bill (DT), Clemson	1965	McCurry, Dave (S), Iowa State	1974
Hunt, Jim Lee (DT), Prairie View	1961-71	McDougald, Doug (DE), VPI	1980
Hunt, Kevin (OT), Doane	1973	McGee, George (OT), Southern	1960
Hunt, Sam (LB), S.F. Austin	1974-79	McGee, Tony (DE), Bishop (Tex.)	1974-81
Hyland, Bob (C), Boston College	1977	McGrew, Larry (LB), USC	1980-83
Ilg, Ray (LB), Colgate	1967-68	McKay, Bob (OT), Texas	1976-78
Imhof, Martin (DE), San Diego State	1975	McKinnon, Don (LB), Dartmouth	1963-64
Ingram, Brian (LB), Tennessee	1982-83	McMahon, Art (DB), N. Carolina St.	1968-72
Ivory, Horace (RB), Oklahoma	1977-81	McQuay, Leon (RB), Tampa	1975
Jackson, Harold (WR), Jackson St.	1978-81	Meixler, Ed (LB), Boston University	1965
Jackson, Honor (DB), Pacific	1972-73	Mildren, Jack (S), Oklahoma	1974
Jacobs, Harry (DE-LB), Bradley	1960-62	Miller, Al (RB), Boston College	1960
Jacobs, Ray (DT), Howard Payne	1969	Miller, Dan (K), Miami, Fl.	1982
Jagielski, Harry (DT), Indiana	1960-61	Mirich, Rex (DT), Northern Arizona	1970
James, Roland (DB), Tennessee	1980-83	Mitchell, Leroy (DB), Texas Southern	1967-68
Janik, Tom (DB-P), Texas A&I	1969-71	Montler, Mike (OT), Colorado	1969-72
Jarvis, Ray (WR), Norfolk State	1979	Moore, Arthur (DT), Tulsa	1973-77
Jenkins, Ed (RB), Holy Cross	1974	Moore, Leroy (DE), Ft. Valley State	1961-62
Johnson, Andy (RB), Georgia	1974-76, 78-81	Moore, Steve (OT), Tenn St.	1983
Johnson, Billy (DB), Nebraska	1966-69	Morgan, Stanley (WR), Tennessee	1977-83
Johnson, Daryl (DB), Morgan State	1968-71	Morris, Jon (C), Holy Cross	1964-74
Johnson, Ellis (RB), S.E. Louisiana	1965-66	Mosier, John (TE), Kansas	1973
Johnson, Joe (OE), Boston College	1960-61	Moss, Roland (TE), Toledo	1971
Johnson, Preston (RB), Florida A&M	1968	Murphy, Bill (WR), Cornell	1968
Jones, Cedric (WR), Duke	1982-83		
Jones, Ezell (OT), Minnesota	1969-70		
Jordan, Shelby (OT), Wash. (Mo.)	1975, 77-82		

Nance, Jim (RB), Syracuse	1965-71	Solitis, Bob (DB), Minnesota	1960-61
Neighbors, Billy (G), Alabama	1962-65	Songin, Ed (Butch) (QB), B.C.	1960-61
Nelson, Steve (LB), N. Dakota St.	1974-83	Spears, Ron (DE), San Diego State	1982-83
Neumann, Tom (RB), Northern Michigan	1963	Starring, Stephen (WR), McNeese St.	1983
Neville, Tommy (OT), Mississippi	1965-77	Steinfort, Fred (K), Boston College	1983
Nichols, Bob (TE), Boston University	1967-68	Stenger, Brian (LB), Notre Dame	1973
Oakes, Don (OT), Virginia Tech	1963-68	Stephens, Tom (DB-TE), Syracuse	1960-64
O'Hanley, Ross (DB), Boston College	1960-65	Stingley, Carryly (WR), Purdue	1973-77
Osley, Willie (CB), Illinois	1974	St. Jean, Lennie (G), N. Michigan	1964-73
Outlaw, John (DB), Jackson State	1969-72	Stolberg, Eric (WR), Indiana	1971
Owen, Tom (QB), Wichita State	1976-81	Striegel, Bill (LB), College of Pacific	1960
Owens, Dennis (NT), N. Carolina St.	1982-83	Studstill, Pat (P), Houston	1972
Parilli, Babe (QB), Kentucky	1961-67	Sturt, Fred (G), Bowling Green	1976-78
Patrick, Mike (P), Mississippi State	1975-78	Suci, Bob (DB), Michigan State	1963
Patton, Jerry (DE), Nebraska	1975	Swanson, Terry (P), Massachusetts	1967-68
Pennywell, Carlos (WR), Grambling	1978-81	Sweet, Joe (WR), Tennessee State	1974
Peoples, George (RB), Auburn	1983	Sykes, Alfred (WR), Florida A&M	1971
Perkins, Willis (G), Texas Southern	1961	Taliaferro, Mike (QB), Illinois	1968-71
Philpott, Ed (LB), Miami (O)	1967-71	Tanner, John (LB-DE), Tenn. Tech	1973-74
Philips, Jess (RB), Michigan State	1976-77	Tarver, John (RB), Colorado	1972-74
Plunkett, Jim (QB), Stanford	1971-75	Tatupu, Mosi (RB), S. California	1978-83
Pope, Ken (CB), Oklahoma	1974	Taylor, Greg (RB), Virginia	1982
Porter, Willie (DB), Texas Southern	1968	Thomas, Donnie (LB), Indiana	1976
Posey, David (K), Florida	1978	Thomas, Gene (RB), Florida A&M	1968
Price, Kenny (LB), Iowa	1971	Tippett, Andre (LB), Iowa	1982-83
Pruett, Perry (DB), North Texas State	1971	Tipton, Dave (NT), Western Illinois	1975-76
Puetz, Garry (OG), Valparaiso	1979-81	Toler, Ken (WR), Mississippi	1981-82
Purvis, Vic (WR), S. Mississippi	1966-67	Toner, Ed (DT), Massachusetts	1967-70
Pyne, George (OT), Olivet	1965	Towns, Bobby (DB), Georgia	1961
Rademacher, Bill (WR), N. Mich. St.	1969-70	Trull, Don (QB), Baylor	1967
Ramsey, Derrick (TE), Kentucky	1983	Turner, Bake (WR), Texas Tech	1970
Ratkowski, Ray (RB), Notre Dame	1961	Van Eeghen, Mark (RB), Colgate	1982-83
Ray, Eddie (RB-P), LSU	1970	Vataha, Randy (WR), Stanford	1971-76
Reilly, Kevin (LB), Villanova	1975	Walker, Mike (K), None	1972
Rembert, Johnny (LB), Clemson	1983	Washington, Clyde (DB), Purdue	1960-61
Reynolds, Bob (OT), Bowling Green	1972-73	Washington, Mark (CB), Morgan State	1979
Reynolds, Ed (LB), Virginia	1983	Watson, Dave (G), Georgia Tech	1963-64
Reynolds, Tom (WR), San Diego State	1972	Weathers, Clarence (WR), Delaware St.	1983
Richardson, Al (DE), Grambling	1960	Weathers, Robt. (RB), Arizona State	1982-83
Richardson, Jesse (DT), Alabama	1962-64	Webb, Don (DB), Iowa State	1961-71
Richardson, Tom (WR), Jackson St.	1969-70	Webster, George (LB), Michigan St.	1974-76
Robinson, Rex (K), Georgia	1982	Weisacosky, Ed (LB), Miami	1971-72
Robotti, Frank (LB-RB), Boston College	1961	Weishuhn, Clayton (LB), Angelo State	1982-83
Rogers, Doug (DE), Stanford	1983	Welch, Claxton (RB), Oregon	1973
Romaniszyn, Jim (LB), Edinboro St. (PA)	1976	Wells, Billy (RB), Michigan State	1960
Romeo, Tony (TE), Florida State	1962-67	West, Mel (DB), Missouri	1961
Romine, Al (DB), Florence State	1961	Westbrook, Don (WR), Nebraska	1977-81
Rowe, Dave (DT), Penn State	1971-73	Whalen, Jim (TE), Boston College	1965-69
Rucker, Reggie (WR), Boston Univ	1971-74	Wheeler, Dwight (T), Tennessee St.	1978-83
Rudolph, Jack (LB), Georgia Tech	1960-65	White, Harvey (QB), Clemson	1960
Sanders, John (S), South Dakota	1974-76	White, Jeff (K-P), Texas El Paso	1973
Sanford, Rick (FS), South Carolina	1979-83	White, Jim (DE), Colorado State	1972
Sardisco, Tony (G), Tulane	1960-62	Whitingham, Fred (LB), California Poly	1970
Satcher, Doug (LB), S. Mississippi	1966-68	William, J.R. (LB-C) La. Tech	1968-70
Scarpito, Bob (WR-P), Notre Dame	1968	Williams, Brian (TE), Southern	1982
Schaum, Greg (DE), Michigan State	1978	Williams, Brooks (TE), N. Carolina	1983
Schmidt, Bob (OT), Minnesota	1964	Williams, Lester (NT), Miami	1982-83
Schottenheimer, Marty (LB), Pittsbrgh	1969-70	Williams, Toby (DE), Nebraska	1983
Schubert, Steve (WR), UMass	1974	Wilson, Darrell (DB), Conn.	1981
Schwedes, Gerhardt (RB), Syracuse	1960-61	Wilson, Ed (QB), Arizona State	1965
Scott, Clarence (DB), Morgan State	1969-72	Wilson, Darryl (WR), Tennessee	1983
Sellers, Ron (WR), Florida State	1969-71	Wilson, Jerrel (P), S. Mississippi	1978
Sherman, Tom (QB-DB), Penn State	1968-69	Wilson, Joe (RB), Holy Cross	1974
Shiner, Dick (QB), Maryland	1973-74	Windsor, Bob (TE), Kentucky	1972-75
Shoate, Rod (LB), Oklahoma	1975-81	Wirgowski, Dennis (DE), Purdue	1970-72
Shonta, Chuck (DB), E. Michigan	1960-67	Witt, Mel (DT), Arlington State	1967-70
Simerson, John (OT), Purdue	1961	Wooten, Ron (OG), N. Carolina	1982-83
Sims, Ken (DE), Texas	1982-83	Wright, Elmo (WR), Houston	1975
Singer, Carl (OT), Purdue	1966-68	Yates, Bob (OT-G-C), Syracuse	1960-65
Smith, Connell (DE), Southern Univ	1973-74	Yewcic, Tom (P-QB), Michigan State	1961-66
Smith, Hal (DT), UCLA	1960	Zabel, Steve (LB), Oklahoma	1975-78
Smith, John (K) Southampton (Eng.)	1974-83	Zamberlin, John (LB), Pac. Lutheran	1979-82
Smith, Ricky (DB), Alabama State	1982-83	Zendejas, Joaquin (K), LaVerne	1983
Snyder, Al (WR), Holy Cross	1964		

FOR THE RECORD...

There are 27 players in the club's history who have played in 100 or more games as a Patriot. Topping the list with 164 games is DE Julius Adams.

ALL-TIME PATRIOTS' PLAYER DRAFT

1984

1. Irving Fryar, 1, (WR) Nebraska; 2. Ed Williams, 43, (LB) Texas; 3. Jonathan Williams, 70, (RB) Penn State; 5. Paul Fairchild, 124, (OG) Kansas; 6. Ernest Gibson, 151, (DB) Furman; 7a. Bruce Kallmeyer, 184, (K) Kansas; 7b. Derwin Williams, 192, (WR) New Mexico; 8. James Keyton, 211, (OT) Arizona State; 9a. Scott Bolzan, 238, (OT) Northern Illinois; 9b. David Windham, 251, (LB), Jackson State; 11. Charlie Flager, 292, (OG) Washington State; 12. Harper Howell, 319, (TE), UCLA. **SUPPLEMENTAL DRAFT:** 1. Ricky Sanders, 16 (WR) Southwest Texas State; 2. Eric Jordan, 43, (RB) Purdue; 3. Walter Lewis, 70, (QB) Alabama.

1983

1. Tony Eason, 15, (QB) Illinois. 2. Darryal Wilson, 47, (WR) Tennessee. 3a. Stephan Starring, 74, (WR) McNeese State. 3b. Steve Moore, 80, (OG/OT) Tennessee State (choice from San Diego in FS Tim Fox trade). 4. Johnny Rember, 101, (LB) Clemson. 5a. Smiley Creswell, 118, (DE) Michigan State (choice from Chicago in LB Rod Shoate trade). 5b. Darryl Lewis, 128, (TE) Texas-Arlington. 6. Mike Bass, 155, (K) Illinois. 7. Craig James, 187, (RB) SMU/Washington-USFL. 8. Ronnie Lippett, 214, (DB) Miami (FL). 9a. Ricky Williams, 233, (RB) Langston (choice from New Orleans). 9b. Mark Keel, 240, (TE) Arizona/Arizona—USFL. 10a. James Williams, 264, (TE) Wyoming (choice from NY Giants in LB Bill Matthews trade). 10b. Toby Williams, 265, (DE) Nebraska (choice from New Orleans). 10c. Tom Ramsey, 267, (QB) UCLA/Los Angeles—USFL. 11a. Steve Parker, 292, (WR/KR) Abilene Christian (choice from New Orleans). 11b. Calvin Eason, 294, (DB) Houston. 12a. Waddell Kelly, 319, (RB) Arkansas State (choice from New Orleans). 12b. Andy Ekern, 326, (OT) Missouri.

1982

1a. Ken Sims, 1 (DE) Texas. 1b. Lester Williams, 27, (DT) Miami (FL) (choice from San Francisco in TE Russ Francis deal). 2. own choice (29th overall) traded to San Francisco. 2a. Robert Weathers, 40, (RB) Arizona State (choice from San Diego in FS Tim Fox deal.) 2b. Andre Tippet, 41, (LB) Iowa (choice from San Francisco). 2c. Darryl Haley, 55, (OT) Utah (choice from San Francisco). 3a. Cedric Jones, 56, (WR/KR) Duke. 3b. Clayton Weishuhn, 60, (LB) Angelo State (choice from Seattle for RB Horace Ivory). 4a. George Crump, 85, (DE) East Carolina. 4b. Brian Ingram, 111, (LB) Tennessee (choice from San Francisco in TE Russ Francis deal). 5. Fred Marion, 112, (DB) Miami (FL). 6. Ricky Smith, 141, (DB) Alabama State. 7. Jeff Roberts, 168, (LB) Tulane. 8. Ken Collins, 197, (LB) Washington State. 9. Kelvin Murdock, 224, (WR) Troy State. 10. Brian Clark, 253, (K) Florida. 11a. used to select WR Chy Davidson of Rhode Island in 1981 supplemental draft. 11b. Steve Sandon, 296, (QB) Northern Iowa (choice from NY Giants for DB Bill Carrier). 12. Greg Taylor, 308, (WR/KR) Virginia.

1981

1. Brian Holloway, 19, (OT) Stanford. 2. Tony Collins, 47, (RB/KR) East Carolina. 3. choice to Minnesota for RB Chuck Foreman. 4. Don Blackmon, 102, (LB) Tulsa. 5. Steve Clark, 130, (DE) Kansas State. 6. Ron Wooten, 157, (OG) North Carolina. 7. Ken Toler, 185, (WR) Mississippi. 8a. Ken Naber, 194, (P) Stanford (choice from New Orleans for OG Sam Adams). 8b. Lin Dawson, 212, (TE) North Carolina State. 9. choice to Detroit for LB Ed O'Neill. 10. choice to Cleveland for DE Ernest Pirce. 11. Brian Buckley, 295, (QB) Harvard. 12. Cris Crissy, 323, (DB/KR) Princeton.

1980

1a. Roland James, 14, (DB), Tennessee. 1b. Vagas Ferguson, 25, (RB), Notre Dame (choice from Houston in OT Leon Gray deal). 2. Larry McGrew, 45, (LB) USC. 3. Steve McMichael, 73, (DT) Texas. 4. choice to Los Angeles in WR Harold Jackson deal. 5. Doug McDougald, 124, (DE), VPI. 6a. choice to Cleveland for DE Mike St. Clair. 6b. Preston Brown, 160, (WR/KR) Vanderbilt (choice from Houston in OT Leon Gray deal). 7. Tom Kearns, 180, (OG) Kentucky. 8. Mike House, 208, (TE) Pacific. 9. Barry Burget, 235, (LB) Oklahoma. 10. Tom Daniel, 266, (OC) Georgia Tech. 11. Mike Hubach, 293, (P) Kansas. 12. Jimmy Jordan, 320, (QB) Florida State.

1979

1. Rick Sanford, 25, (DB) South Carolina. 2. Bob Golic, 52, (LB) Notre Dame. 3. (Choice to Los Angeles) in WR Harold Jackson deal.) 4. Eddie Hare, 106, (P) Tulsa. 5. John Zamberlin, 135, (LB) Pacific Lutheran. 6. (Choice to Pittsburgh). 7a. Judson Flint, 177, (DB) Memphis State (choice from Washington). 7b. choice forfeited. 8. Randy Love, 216, (RB) Houston. 9. John Spagnola, 245, (TE) Yale. 10. Martin Cox, 270, (WR) Vanderbilt (choice from Denver); Allan Clark, 271, (RB) Northern Arizona. 11. (Choice to Washington). 12. (Choice to Detroit).

1978

1. Bob Cryder, 18 (G) Alabama. 2. Matt Cavanaugh, 50, (QB) Pittsburgh. 3. Carlos Pennywell, 77, (WR) Grambling. 4. Dwight Wheeler, 102, (T) Tennessee State. 5. Bill Matthews 129, (LB) South Dakota State. 6. Kem Coleman, 156, (LB) Mississippi. 7. Mike Hawkins, 188, (LB) Texas A&I. 8a. Terry Falcon, 198, (G) Montana (choice from Buffalo through Philadelphia); 8b. Mosi Tatupu, 215, (RB) Southern California. 9. Tim Petersen, 242, (LB) Arizona State. 10. Bryan Ferguson, 269, (DB) Miami. 11. Charlie Williams 296, (LB) Florida. 12. John Gibney, 328, (C) Colgate.

1977

1a. Raymond Clayborn, 16, (DB) Texas (choice from San Francisco); 1b. Stanley Morgan, 25, (WR) Tennessee. 2a. Horace Ivory, 44, (RB) Oklahoma (choice from San Francisco); 2b. Don Hasselbeck, 52, (TE) Colorado. 3. Sidney Brown, 82, (DB) Oklahoma. 4. Gerald Skinner, 109, (T) Arkansas. 5. (Choice to St. Louis). 6. (Choice to Houston). 7. Ken Smith, 192, (WR) Arkansas-Pine Bluff. 8. Brad Benson, 219, (G) Penn State. 9. Jerry Voge, 249, (LB) Michigan. 10a. John Rasmussen, 276, (T) Wisconsin; 10b. Giles Alexander, 279, (DE) Tulsa (choice from Oakland). 11. Ray Costict, 303, (LB) Mississippi State. 12. Dave Preston, 333, (RB) Bowling Green.

1976

1a. Mike Haynes, 5, (DB) Arizona State. 1b. Pete Brock, 12, (C) Colorado (choice from San Francisco); 1c. Tim Fox, 21, (DB) Ohio State (choice from Houston through San Francisco). 2. Ike Forte, 35, (RB) Arkansas. 3. (Choice to Chicago). 4. (Choice to Cleveland through Philadelphia). 5. (Choice to San Diego). 6. (Choice to New York Giants); 6b. Greg Boyd, 170, (DE) San Diego State. 7. (Choice to Cincinnati); Perry Brooks, 202, (DT) Southern (choice from Houston). 8. (Choice to Philadelphia); Stu Betts, 235, (RB) Northern Michigan (choice from Minnesota). 9. Doug Beaudoin, 243, (DB) Minnesota. 10. Ricky Feacher, 270, (WR) Miss. Valley. 11. Donnie Thomas, 298, (LB) Indiana. 12. Nathaniel Bell, 325, (DT) Tulane. 13. James Jones, 352, (DB) Central Michigan. 14. David Quehl, 382, (WR) Holy Cross. 15. Bernard Coleman, 409, (WR) Bethune-Cookman. 16. Clifford Brown, 436, (DT) Tuskegee. 17. Todd Anderson, 465, (C) Stanford.

1975

1. Russ Francis, 16, (TE) Oregon. 2. Rod Shoate, 41, (LB) Oklahoma. 3. Pete Cusick, 66, (DT) Ohio State. 4. Allen Carter, 86, (RB) So. California (choice from San Diego through Cleveland); Steve Burks, 91, (WR) Arkansas State. 5. Steve Grogan, 116, (QB) Kansas State; Steve Freeman, 117, (DB) Mississippi St. (choice from Philadelphia). 6. (Choice to Detroit). 7. Lawrence Williams, 172, (WR) Texas Tech. 8. (Choice to Chicago). 9. (Choice to Pittsburgh). 10. (Choice to Pittsburgh). 11. Rene Garnett, 272, (DB) Idaho State. 12. Matt Kendon, 297, (DT) Idaho State; Conredge Holloway, 306, (QB-DB) Tennessee (choice from Washington). 13. Joe Harvey, 328, (DE) Northern Michigan. 14. Tom Gossom, 353, (WR) Auburn. 15. Don Clayton, 378, (RB) Murray State. 16. Kerry Marbury, 403, (RB) West Virginia. 17. Myke Horton, 428, (T) UCLA.

1974

1. (Choice to San Francisco). 2. Steve Corbett, 30, (G) Boston College (choice from Chicago); Steve Nelson, 34, (LB) North Dakota State. 3. (Choice to Chicago through Washington). 4. (Choice to Cincinnati). 5. Andy Johnson, 113, (RB) Georgia; Charlie Battle, 124, (LB-DE) Grambling (choice from Washington through New Orleans). 6. (Choice to Baltimore); Chuck Ramsey, 141, (P) Wake Forest (choice from Philadelphia). 7. (Choice to Pittsburgh); Maury Damkroger, 178, (LB) Nebraska (choice from Washington). 8. (choice to Chicago). 9a. Ed McCartney, 209, (TE) Northeast Oklahoma (from Houston); 9b. (choice to Washington). 10. (Choice to Pittsburgh). 11. Archie Gibson, 268, (RB) Utah State. 12. Eddie Foster, 296, (T) Oklahoma. 13. Phil Bennett, 321, (RB) Boston College. 14. Cecil Bowens, 346, (RB) Kentucky. 15. Sam Hunt, 374, (LB) Stephen F. Austin. 16. Lucious Selmon, 399, (DT) Oklahoma. 17. Gary Hudson, 424, (DB) Boston College.

1973

1. John Hannah, 4, (G) Alabama; Sam Cunningham, 11, (RB) So. California (choice from Los Angeles); Darryl Stingley, 19, (WR) Purdue (choice from Chicago). 2. (Choice to Cleveland through N.Y. Giants). 3. Brad Dusek, 56, (DB) Texas A&M; Charles Davis, 79, (RB) Alcorn A&M (choice from Dallas). 4. Allen Gallaher, 82, (T) So. California. 5. Doug Dumler, 193, (C) Nebraska. 6. (Choice to New Orleans). 7. (Choice to Miami). 8. Isaac Brown, 185, (RB) W. Kentucky. 9. David Callaway, 212, (T) Texas A&M. 10. Dan Ruster, 238, (DB) Oklahoma. 11. Homer May, 264, (TE) Texas A&M. 12. Bruce Barns 290 (P) UCLA. 13. Alan Lowry, 316, (DB) Texas. 14. Raymond Hamilton, 342, (LB) Oklahoma. 15. Conde Pugh, 358, (DB) Norfolk State. 16. Mike Kutter, 394, (DE) Concordia. 17. Eddie McAshan, 418, (QB-DB) Georgia Tech.

1972

1. (Choice to Minnesota as compensation for Joe Kapp). 1-b. Choice from Los Angeles for Phil Olsen sent to NY Giants in trade for Fred Dryer. 2. (Choice to Dallas); Tom Reynolds, 49, (WR) San Diego State (choice from Kansas City). 3. (Choice to Dallas); Jim White, 73, (DE) Colorado State U. (choice from Washington through Los Angeles). 4. (Choice to Dallas). 5. (Choice to Baltimore); Ron Bolton, 124, (DB) Norfolk State (choice from Oakland). 6. (Choice to Atlanta through New York Giants). 7. Clark Hoss, 165, (TE) Oregon State; John Tarver, 165, (RB) Colorado (choice from San Diego). 8. Steve Beyrie, 195, (G) Kansas State. 9. Mike Kelson, 220, (T) Arkansas. 10. Mel Caraway, 245, (DB) N.E. Oklahoma. 11. Rodney Cason, 269, (T) Angelo State. 12. Steve Booras, 295, (DE) Mesa J.C. 13. Sam Elmore, 325, (DB) E. Michigan. 14. Ed Rideout, 350, (WR) Boston College. 15. Joel Kilmek, 375, (TE) Pittsburgh. 16. Eric Dahl, 400, (DB) San Jose State. 17. Junior Ah You, 425, (LB) Arizona State.

1971

1. Jim Plunkett, 1, (QB) Stanford. 2. Julius Adams, 27, (DT) Texas Southern. 3. (Choice to Buffalo through Oakland). 4. (Choice to Denver). 5. Tim Kelly, 105, (LB) Notre Dame. 6. David Hardt, 131, (TE) Kentucky. 7. (Choice to Oakland). 8. (Choice to Buffalo). 9. Josh Ashton, 209, (RB) Tulsa. 10. Layne McDowell, 235, (T) Iowa. 11. Dan Schneiss, 251, (TE) Nebraska. 12. John Rodman, 287, (T) Northwestern. 13. Lewis Swain, 313, (DB) Alabama A&M. 14. Alfred Sykes, 339, (WR) Florida A&M. 15. Nick McGarry, 365, (TE) Massachusetts. 16. Jim Zikmund, 391, (DB) Kearney State. 17. Ronald Leigh, 417, (DE) Elizabeth City St.

1970

1. Phil Olsen, 4, (DT) Utah State. 2. (Choice to Houston). 3. Mike Ballou, 56, (LB) UCLA. 4. Eddie Ray, 83, (DB) LSU. 5. Bob Olson, 107, (LB) Notre Dame (choice from Miami); (choice to New York Jets). 6. (Choice to Buffalo). 7. Odell Lawson, 160, (RB) Langston, Okla. 8. (Choice to New York Jets). 9. Dennis Wirgowski, 212, (DE) Purdue. 10. Henry Brown, 239, (K-WR) Missouri. 11. Dennis Bramlett, 264, (T) Texas-El Paso. 12. Greg Roero, 291, (DT) New Mex. Highlands. 13. Ronnie Shelley, 316, (DB) Troy State. 14. Garvie Craw, 343, (RB-TE) Michigan. 15. Kent Schoofield, 368, (WR) Florida A&M. 16. Otis McDaniel, 395, (DE) Tuskegee. 17. Joe Killingsworth, 420, (WR) Oklahoma.

1969

1. Ron Sellers 6, (SE) Florida State. 2. Mike Montler 32, (G) Colorado. 3. Carl Garrett, 58, (RB) N.M. Highlands. 4. (Choice to Denver through Kansas City). 5. Onree Jackson, 110, (QB) Alabama A&M. 6. (Choice to Oakland). 7. Rick Hackley, 162, (T) New Mexico State. 8. Bob Gladieux, 188, (RB) Notre Dame. 9. Steve Alexakos, 209 (G-LB) San Jose State (Choice from Buffalo); Joe Walker, 214, (DE) Albany State. 10. Dennis Devlin, 240, (DB) Wyoming. 11. Barry Gallup 266, (SE) Boston College. 12. Richard Lee 292, (DT) Grambling. 13. Joe Leasey, 318, (LB) Alcorn A&M. 14. John Cagle, 344, (LB) Clemson. 15. Brant Conley, 370, (RB-P) Tulsa. 16. Jim Vuono, 396, (LB) Adams State. 17. George Muse, 472, (LB-DB) Grambling.

1968

1. Dennis Byrd, 6, (DT) North Carolina State. 2. Tom Funchess, 32, (T) Jackson State. 3. Aaron Marsh, 60, (FL) Eastern Kentucky. 4. R.C. Gamble, 88, (RB) South Carolina State. 5. Jim Smithberger, 116, (DB) Notre Dame. 6. (Choice to Cincinnati). 7. John Schneider, 170, (QB) Toledo. 8. Daryl Johnson, 197, (DB) Morgan State. 9. (Choice to Houston). 10. John Outlaw, 249, (DB) Jackson State. 11. Paul Feldhausen, 278, (T) Northland, Wis. 12. James Cheyunki, 305, (LB) Syracuse. 13. Max Huber, 332, (T) Brigham Young. 14. Henry McKay, 358, (E) Guilford. 15. Art McMahan, 385, (DB) No. Carolina State. 16. Charles Fulton, 413, (RB) Tennessee. 17. Ed Koontz, 440, (LB) Catawba.

1967

1. John Charles, 21, (DB) Purdue. 2. (Choice to Kansas City). 3. (Choice to New York Jets). 4. Ed Philpott, 101, (DE) Miami (Ohio). 5. Melvin Witt, 128, (DE) Arlington State. 6. Ron Medlen, 154, (DE) SMU. 7. Robert Leo, 180, (HB) Harvard. 8. Tom Fussell, 206, (DT) LSU. 9. Charlie Thornhill, 232, (DB) Michigan State. 10. John Runnels, 257, (LB) Penn State. 11. Leroy Mitchell, 283, (FL) Texas Southern. 12. Dave Davis, 310, (T) Harvard. 13. Ray Iig, 336, (LB) Colgate. 14. Bobby Beard, 361, (LB) Auburn. 15. Tom Foliard, 388, (LB) Mississippi State. 16. Dik Nocera, 414, (HB) Southern Conn. 17. Bobby Nichols, 440, (TE) Boston University.

1966

1. Karl Singer, (T) Purdue; Willie Townes, (T) Tulsa. 2. Jim Boudreaux, (T) La. Tech; Ken Avery, (LB) Miss. Southern. 3. Harold Lucas, (T) Mich. State; Ed Toner, (G) U. Mass. 4. (Choice to New York); Heath Wingate, (T) Bowling Green. 5. John Mangum, (T) Miss. Southern; Ray Perkins, (E) Alabama. 6. Dan Irby, (T) Louis. Tech.; Joe Avezzano, (G) Florida State. 7. Jim Battles, (T) Southern U.; Brent Caston (DB) Mississippi. 8. Sam Montgomery, (DB) Southern; Tom Schaefer, (RB) Chattanooga. 9. Doug Satcher, (LB) Southern; Jack White, (QB) Penn State. 10. Dennis Brewster, (T) BYU; Bob Ellis, (HB) Massachusetts. 11. (Choice to New York); Jay Marion, (DB) Wyoming. 12. Dick Fugere, (LB) Cincinnati. 13. Tom Carr, (FB) Bates St. 14. Bob Hall, (DB) Brown. 15. Billy Laird, (QB) La. Tech. 16. Buddy Owens, (G) Michigan State. 17. Dick Capp, (DE) Boston College. 18. John Pincavage, (E-DB) Virginia. 19. Joe Novogratz, (G) Pittsburgh. 20. Paul Soule, (HB) Bowdoin.

1965

1. Jerry Rush, (T) Michigan State; Dave McCormick, (T) LSU. 2. (Choice to Houston); Bob Kowowski, (T) Virginia. 3. Jim Whalen, (E) Boston College; Bob Cappadonna, (FB) Northeastern. 4. Ellis Johnson, (HB) S.E. Louisiana; Dick Arrington, (G) Notre Dame. 5. Corwyn Aldredge, (E) N.W. Louisiana; Dennis Smith, (DE) Cincinnati. 6. Justin Canale, (G) Mississippi State; Billy Ezell, (DB) LSU. 7. Tom Neville, (T) Mississippi State; John Hankinson, (QB) Minnesota. 8. Fred Brown, (E) Miami; Beau Cole, (DB) LSU. 9. Bob Malone, (T) Louisiana Tech.; Charles Brown, (T) Tulsa. 10. (Choice to Buffalo); Dave Hettema, (T) New Mexico. 11. John Frechette, (T) Boston College; Roy Schmidt, (G) Long Beach State. 12. Jim Weatherly, (DB) Mississippi; Leon Stanridge, (E) San Diego State. 13. Charlie Green, (QB) Wittenberg. 14. Jay Cunningham, (HB) Bowling Green. 15. Ted Rodosevitch, (G) Cincinnati. 16. George Pyne, (T) Olivet. 17. White Graves, (DB) LSU; Dave Lee, (E) Louisiana Tech. 18. Ed Meixler, (LB) Boston University. 19. Jim Nance (FB) Syracuse. 20. Fred Fugazzi, (FB) Missouri Valley.

1964

1. Jack Concannon, (QB) Boston College. 2. Jim Kelly, (E) Notre Dame. 3. (Choice to Denver). 4. Jon Morris, (E) Holy Cross. 5. (Choice to San Diego). 6. Jim Mazurek, (G) Syracuse. 7. T.W. Alley, (T) William & Mary. 8. J.D. Garrett, (HB) Grambling; Roger Lalonde, (T) Muskingum. 9. Lennie St. Jean, (E) N. Michigan. 10. (Choice to Buffalo). 11. Jim Barrett, (HB) Boston College. 12. (Choice to Kansas City). 13. Joe Scarpati, (DB) N. Carolina State. 14. Jim Wilson, (T) Georgia. 15. Tony Gibbons (T) John Carroll. 16. Pete Pedro, (HB) West Texas State. 17. Gary Wood, (QB-HB) Cornell. 18. Joe Tiller, (T) Montana State. 19. Bill Dawson, (E) Florida State. 20. Lonnie Farmer, (LB) Chattanooga. 21. Tony Lawrence, (T) Bowling Green. 22. Dave Archer, (T) Syracuse. 23. Dave Humenick, (T) Notre Dame. 24. Larry Bartolameci, (T) West Virginia. 25. Bryan Generalovich, (E) Pittsburgh. 26. Dick Niglio, (HB) Yale.

1963

1. Art Graham, (E) Boston College. 2. LeRoy Jordan, (C) Alabama. 3. Bob Vogel, (T) Ohio State. 4. Bob Reynolds, (T) Bowling Green. 5. Lou Cioci, (G) Boston College. 6. Sam Silas, (T) Southern Illinois. 7. Dick Williamson (E) Alabama. 8. Rod Foster, (G) Ohio State. 9. Jim Simon, (E) Miami. 10. Don McKinnon, (C) Dartmouth. 11. Dave Hayes, (FB) Penn State (choice from Houston); Dave Watson, (G) Georgia Tech. 12. Bill Gambrell, (HB) South Carolina (choice from Buffalo); Tim Gauntner, (HB) John Carroll. 13a. Dave Adams, (T) Arkansas. 13b. Ralph Ferrissi, (FB) So. Connecticut. 14. Whaley Hall, (T) Mississippi. 15. Bob Dentel, (C) Miami. 16. Wes Bryant, (T) Arkansas. 17. Tom Neumann, (HB) Michigan. 18. Dave O'Brien, (T) Boston College. 19. Pat McCarthy, (QB) Holy Cross. 20. Jim Bradshaw, (HB) Chattanooga. 21. Gary Sherman, (HB) Bowling Green. 22. Nate Craddock, (FB) Parsons. 23. Al Snyder, (HB) Holy Cross. 24. Dick Schultz, (T) Ohio. 25. Dennis Gaubatz, (G) Louisiana State U. 26. Jim Tullis, (HB) Florida A&M. 27. Dave Adams, (T) Arkansas. 28. Ron Whaley, (HB) Chattanooga. 29. Dock Kelly, (G) Georgia.

1962

1. Gary Collins, (E) Maryland. 2. LeRoy Jackson, (HB) W. Illinois. 3. Sherwyn Thorson, (G) Iowa. 4. (Choice to Houston). 5. (Choice to Dallas). 6. Bill Neighbors, (T) Alabama. 7. John Schopf, (T) Michigan. 8. Benny McRae, (HB) Michigan. 9. Bill Triplett, (FB) Miami, Ohio. 10. John Knight, (HB) Valparaiso. 11. (Choice to Buffalo). 12. (Choice to Oakland). 13. Nick Buoniconti, (G) Notre Dame. 14. Chas. Seminski, (T) Penn State. 15. Gerry Goerlitz, N. Michigan. 16. Ken Byers, (G) Cincinnati. 17. Scott Maentz, (E) Michigan. 18. Tom Chandler, (T) Florida A&M. 19. Ron Myers, (E) Villanova. 20. Tom Neck, (HB) LSU. 11. John Traynham, (HB) VMI. 22. Bob Asack, (T) Columbia. 23. Walt Crate, (HB) Penn Military. 24. Don Christman, (C) Richmond. 25. Bob Stem, (C) Richmond. 26. Jim Field, (QB) LSU. 27. Al Gursky, (HB) Penn State. 28. Charles Dickerson, (T) Illinois. 29. Julius Fincke, (T) McNeese State. 30. John L. Finn, (T) Louisville. 31. Mike Ingram, (G) Ohio State. 32. Charles Taylor, (HB) Mississippi. 33. Steve Jastrzemski, (E) Pittsburgh. 34. Ray Lardani, (T) Miami (Fla.).

1961

1. Tommy Mason, (HB) Tulane. 2. Rip Hawkins, (C) North Carolina. 3. Danny LaRose, (E) Missouri. 4. Mike Zeno, (G) Virginia Tech. 5. Fran Tarkenton, (QB) Georgia. 6. Larry Eisenhauer, (T) Boston College. 7. Paul Terhes, (QB) Bucknell. 8. Charles Long, (G) Chattanooga. 9. Roland Lakes, (C) Wichita. 10. Richard Mueller, (E) Kentucky. 11. Mel West, (HB) Missouri. 12. Wayne Harris, (C) Arkansas. 13. Dan Underwood, (T) McNeese State. 14. James Wright, (QB) Memphis State. 15. (Choice to Dallas). 16. George Balthazar, (T) Tennessee A&I. 17. Ray Ratkowski, (HB) Notre Dame. 18. Tom Rodgers, (HB) Kentucky. 19. Joe Bellino, (HB) Navy. 20. Clarence Childs, (HB) Florida A&M. 21. Dan Oakes, (G) VPI. 22. Bob Johnson, (E) Michigan. 23. Darrel DeDecker, (C) Illinois. 24. Don Webb, (HB) Iowa State. 25. Robert Minihane, (T) Boston University. 26. Charles Granger, (T) Southern U. (La.). 27. Terry Huxhold, (T), Wisconsin. 28. Bryant Harvard, (QB) Auburn. 29. Ernie McMillan, (T) Illinois. 30. George Hulz, (T) Mississippi Southern.

1960

Buddy Allen, (HB) Utah State; Ron Burton, (HB) Northwestern; Dale Chamberlain, (FB) Miami, O.; Henry Christopher, (E) SMU; Dan Colchicco, (E) San Jose State; Jack Cummings, (QB) North Carolina State; James Davis, (C) Oklahoma; Sarafine Fazio, (C) Pittsburgh; Max Fugler, (C) LSU; Jim Gardner, (T) Duke; James Goodyear, (T-G) Wake Forest; Dave Harris, (HB) Kansas; Al Henderson, (T) Colorado State; James Hickman, (T-G) Penn State; Robert Krantz, (FB) Penn State; Joe Kulbacki, (HB) Purdue; Dee Mackey, (E) E. Texas St.; Leon Manley (G) W. Texas St. Cliff Manning (T-G) Hardin-Simmons; Pete Manning, (E) Wake Forest; Edward Mazurek, (T) Xavier; Bell Meglen, (G) Utah State; Frank Mestnik, (FB) Marquette; Ron Mix, (T) USC; Irvin Nikolai, (E) Stanford; Jim Prestel, (T) Idaho; Bob Salerno, (G) Colorado; Ger Schwedes, (HB) Syracuse; Richard Soergel, (QB) Oklahoma St.; Larry Wagner, (T) Vanderbilt; Harvey White, (QB) Clemson; Trey Wileman, (HB) SMU; Gary Wisener (E) Baylor.

PATRIOTS' YEAR-BY-YEAR LEADERS

RUSHING

Year	Player	Att.	Yds.	Avg.	LG	TD
1960	Alan Miller	101	416	4.2	33	1
1961	Billy Lott	100	461	4.7	38	5
1962	Ron Burton	134	548	4.0	59	2
1963	Larry Garron	179	750	4.1	47t	2
1964	Larry Garron	183	585	3.2	16	2
1965	Jim Nance	111	321	2.9	20	5
1966	Jim Nance	299	1458	4.9	65t	11
1967	Jim Nance	269	1216	4.5	53	7
1968	Jim Nance	177	593	3.4	30t	4
1969	Jim Nance	193	750	3.9	43	6
1970	Jim Nance	145	522	3.6	21	7
1971	Carl Garrett	181	784	4.3	38	1
1972	Josh Ashton	128	546	4.3	35	3
1973	Sam Cunningham	155	516	3.3	25	4
1974	Mack Herron	231	824	3.6	28	7
1975	Sam Cunningham	169	666	3.9	17	6
1976	Sam Cunningham	172	824	4.8	24	3
1977	Sam Cunningham	270	1015	3.8	31t	4
1978	Sam Cunningham	199	768	3.9	52t	8
1979	Sam Cunningham	159	563	3.5	27	5
1980	Vagas Ferguson	211	818	3.9	44	2
1981	Tony Collins	204	873	4.3	29	7
1982	Tony Collins	164	632	3.9	54	1
1983	Tony Collins	219	1049	4.8	50t	10

PASSING

Year	Player	Att.	Comp	Pct.	Yds.	Int.	LG	TD
1960	Butch Songin	392	187	47.7	2476	15	78	22
1961	Butch Songin	212	98	46.2	1429	9	58t	14
1962	Babe Parilli	253	140	55.3	1988	8	67t	18
1963	Babe Parilli	337	153	45.4	2335	24	77t	13
1964	Babe Parilli	473	228	48.2	3465	27	80t	31
1965	Babe Parilli	426	173	40.6	2597	26	73t	18
1966	Babe Parilli	382	181	47.4	2721	20	63t	20
1967	Babe Parilli	344	161	46.8	2317	24	79t	19
1968	Tom Sherman	226	90	39.8	1199	16	87t	12
1969	Mike Taliaferro	331	160	48.3	2160	18	77	19
1970	Joe Kapp	219	98	44.7	1104	17	48	3
1971	Jim Plunkett	328	158	48.2	2158	16	88t	19
1972	Jim Plunkett	355	169	47.6	2196	25	62	8
1973	Jim Plunkett	376	193	51.3	2550	17	64	13
1974	Jim Plunkett	352	173	49.1	2457	22	69t	19
1975	Steve Grogan	274	139	50.7	1976	18	62t	11
1976	Steve Grogan	302	145	48.0	1903	20	58t	18
1977	Steve Grogan	305	160	52.5	2162	21	68	17
1978	Steve Grogan	362	181	50.0	2824	23	75t	15
1979	Steve Grogan	423	206	48.7	3286	20	63t	28
1980	Steve Grogan	306	175	57.2	2475	22	71	18
1981	Steve Grogan	216	117	54.2	1859	16	76t	7
	Matt Cavanaugh	219	115	52.5	1633	13	65	5
1982	Steve Grogan	122	66	54.1	930	4	62t	7
1983	Steve Grogan	303	168	55.4	2411	12	76t	15

FOR THE RECORD. . . .

Tenth year quarterback Steve Grogan passed Babe Parilli (1961-67) in two passing categories during the 1983 season to complete his sweep of every club career passing record. With 303 passing attempts last year, he raised his career total to a club record 2,613-200 more than Parilli's former record of 2,413. He also tossed 15 touchdown passes to boost his career total to 136, four better than Parilli's mark of 132.

PUNTING

Year	Player	No.	Yds.	Avg.	Long
1960	Tom Greene	59	2235	37.9	66
1961	Tom Yewcic	62	2406	38.8	64
1962	Tom Yewcic	68	2634	38.7	56
1963	Tom Yewcic	73	2880	39.4	65
1964	Tom Yewcic	72	2787	38.7	63
1965	Tom Yewcic	76	3094	40.7	70
1966	Jim Fraser	53	2044	38.6	68
1967	Terry Swanson	65	2632	40.5	62
1968	Bob Scarpitto	34	1382	40.6	87
	Terry Swanson	62	2449	39.5	57
1969	Tom Janik	70	2903	41.5	56
1970	Tom Janik	86	3364	39.1	57
1971	Tom Janik	87	3249	37.3	58
1972	Pat Studstill	75	2859	38.1	57
1973	Bruce Barnes	55	2134	38.8	53
1974	Bruce Barnes	45	1604	35.6	50
1975	Mike Patrick	83	3223	38.8	62
1976	Mike Patrick	67	2688	40.1	52
1977	Mike Patrick	65	2354	36.2	64
1978	Jerrel Wilson	54	1921	35.6	57
1979	Eddie Hare	83	3038	36.6	58
1980	Mike Hubach	63	2392	38.0	69
1981	Rich Camarillo	47	1959	41.7	75
1982	Rich Camarillo	49	2140	43.7	76
1983	Rich Camarillo	81	3615	44.6	70

PUNT RETURNS

Year	Player	No.	Yds.	Avg.	LG	TD
1960	Billy Wells	12	66	4.6	16	0
1961	Fred Bruney	23	109	4.7	11	0
1962	Ron Burton	21	122	5.8	22	0
1963	Bob Suci	25	233	9.3	22	0
1964	Dave Cloutier	20	136	6.8	40	0
1965	Ron Burton	15	61	4.1	12	0
1966	Tom Hennessey	7	39	5.6	11	0
1967	Jay Cunningham	17	105	6.2	44	0
	Joe Bellino	15	129	8.6	18	0
1968	Willie Porter	22	135	6.1	24	0
1969	Carl Garrett	12	159	13.3	45	0
1970	Carl Garrett	17	168	9.9	62	0
1971	Carl Garrett	8	124	15.5	50	0
1972	Carl Garrett	6	36	6.0	27	0
1973	Mack Herron	27	282	10.8	54	0
1974	Mack Herron	35	517	14.8	66	0
1975	Darryl Stingley	15	113	7.5	29	0
1976	Mike Haynes	45	608	13.5	89t	2
1977	Stanley Morgan	16	220	13.8	53	0
	Mike Haynes	24	200	8.3	46	0
1978	Stanley Morgan	32	335	10.5	48	0
1979	Stanley Morgan	29	289	10.0	80t	1
1980	Roland James	33	331	10.0	75t	1
1981	Stanley Morgan	15	116	7.7	26	0
1982	Ricky Smith	16	139	8.7	19	0
1983	Ricky Smith	38	398	10.5	55	0

KICKOFF RETURNS

Year	Player	No.	Yds.	Avg.	LG	TD
1960	Dick Christy	24	617	25.7	46	0
1961	Larry Garron	16	438	27.4	89	1
1962	Larry Garron	24	686	28.5	95t	1
1963	Larry Garron	28	693	24.7	58	0
1964	J.D. Garrett	32	749	23.4	42	0
1965	Jay Cunningham	17	374	22.0	45	0
1966	Joe Bellino	18	410	22.8	43	0
1967	Jay Cunningham	30	627	20.0	41	0
1968	Willie Porter	36	812	22.6	61	0
1969	Carl Garrett	28	792	28.3	63	0
1970	Odell Lawson	25	546	21.8	52	0
1971	Carl Garrett	24	538	22.4	37	0
1972	Carl Garrett	16	410	25.6	49	0
1973	Mack Herron	41	1092	26.6	92t	1
1974	Mack Herron	28	629	18.0	62	0
1975	Allen Carter	32	879	27.5	99t	1
1976	Jess Phillips	14	397	28.4	71	0
1977	Raymond Clayborn (NFL Leader)	28	869	31.0	101t	3
1978	Raymond Clayborn	27	636	23.6	60	0
1979	Allan Clark	37	816	22.1	38	0
1980	Horace Ivory (NFL Leader)	36	992	27.6	98t	1
1981	Tony Collins	39	773	18.3	32	0
1982	Ricky Smith	24	567	23.6	98t	1
1983	Ricky Smith	42	916	21.8	53	0

PASS INTERCEPTIONS

Year	Player	No.	Yds.	Avg.	LG	TD
1960	Gino Cappelletti	4	68	17.0	24	0
1961	Don Webb	5	153	30.6	59	2
1962	Ross O'Hanley	5	83	16.6	28	0
1963	Bob Suci	8	294	36.7	98	2
1964	Ron Hall	11	148	13.5	50	0
1965	Ron Hall	3	35	11.7	29	0
1966	Ron Hall	6	159	26.5	87	0
1967	Don Webb	4	91	22.8	41	0
1968	Leroy Mitchell	7	41	5.9	20	0
1969	Larry Carwell	4	114	28.5	38	0
1970	Daryl Johnson	2	51	25.5	42	0
1971	Larry Carwell	5	72	14.4	53t	1
1972	Honor Jackson	4	133	33.3	55	0
1973	Ron Bolton	6	65	10.8	56	0
1974	Ron Bolton	7	18	2.6	10	0
1975	Ron Bolton	5	33	6.6	15	0
1976	Mike Haynes	8	90	11.3	28	0
1977	Mike Haynes	5	54	10.8	22	0
1978	Mike Haynes	6	123	20.5	50	1
1979	Ray Clayborn	5	56	11.2	27	0
1980	Ray Clayborn	5	87	17.4	29	0
1981	Rick Sanford	3	28	9.3	21	0
	Tim Fox	3	20	6.7	20	0
1982	Mike Haynes	4	26	6.5	26	0
1983	Rick Sanford	7	24	3.4	16	0

SCORING

Year	Player	TD	PAT	FG	Total
1960	Gino Cappelletti	0	36	8	60
1961	Gino Cappelletti	8	48	17	147
1962	Gino Cappelletti	5	38	20	128
1963	Gino Cappelletti	2	35	22	113
1964	Gino Cappelletti	7	38	25	155
1965	Gino Cappelletti	9	27	17	132
1966	Gino Cappelletti	6	35	16	119
1967	Gino Cappelletti	3	29	16	95
1968	Gino Cappelletti	2	26	15	83
1969	Gino Cappelletti	0	26	14	68
1970	Jim Nance	7	0	0	42
1971	Charlie Gogolak	0	28	12	64
1972	Carl Garrett	5	0	0	30
1973	Jeff White	0	21	14	63
1974	John Smith	0	42	16	90
1975	John Smith	0	33	9	60
1976	John Smith	0	42	15	87
1977	John Smith	0	33	15	78
1978	Horace Ivory	11	0	0	66
1979	John Smith (NFL Leader)	0	46	23	115
1980	John Smith (NFL Leader)	0	51	26	129
1981	John Smith	0	37	15	82
1982	John Smith	0	6	5	21
1983	Tony Collins	10	0	0	60

PASS RECEIVING

Year	Player	No.	Yds.	Avg.	LG	TD
1960	Jim Colclough	49	666	13.6	61	9
1961	Gino Cappelletti	45	768	17.1	53	8
1962	Jim Colclough	40	868	21.7	78t	10
1963	Jim Colclough	42	793	18.8	56t	3
1964	Gino Cappelletti	49	865	17.7	58t	7
1965	Jim Colclough	40	677	16.9	41	3
1966	Art Graham	51	673	13.2	42	4
1967	Art Graham	41	606	14.8	79t	4
1968	Jim Whalen	47	718	15.3	87t	7
1969	Carl Garrett	29	267	9.2	34	2
1970	Ron Sellers	38	550	14.5	48	4
1971	Randy Vataha	51	872	17.1	88t	9
1972	Reggie Rucker	44	681	15.5	62	3
1973	Reggie Rucker	53	743	14.0	64	3
1974	Mack Herron	38	474	12.5	18	5
1975	Randy Vataha	46	720	15.7	47	6
1976	Andy Johnson	29	343	11.8	53	4
1977	Sam Cunningham	42	370	8.8	35	1
1978	Russ Francis	39	543	13.9	53	4
1979	Harold Jackson	45	1013	22.5	59	7
	Stanley Morgan	44	1002	22.8	63t	12
1980	Stanley Morgan	45	991	22.0	71	6
1981	Don Hasselbeck	46	808	17.6	51	6
	Stanley Morgan	44	1029	23.4	76t	6
1982	Stanley Morgan	28	584	20.9	75t	3
1983	Stanley Morgan	58	863	14.9	50t	2

PATRIOTS' ALL-TIME LEADERS

TOP 10 INTERCEPTORS

Name	Years	No.	Yds.	Avg.	LG	TD
Ron Hall	(1961-67)	29	476	16.4	87	1
Mike Haynes	(1976-82)	28	393	14.0	50	1
Nick Buoniconti	(1962-68)	24	223	9.3	41	0
Don Webb	(1961-70)	21	366	17.4	59	2
Ron Bolton	(1972-75)	18	116	6.4	56	0
RAY CLAYBORN	(1977-83)	17	280	16.5	44	0
Tim Fox	(1976-81)	17	215	12.7	29	0
Tom Addison	(1969-65)	16	103	6.4	17	1
Prentice McCray	(1974-80)	15	352	23.5	63t	2
Ross O'Hanley	(1960-65)	15	288	19.2	61	1

TOP 10 PASSERS

Name	Years	Att.	Comp.	Yds.	Pct.	Avg. Att.	TD	Int.
STEVE GROGAN	(1975-83)	2,613	1,357	19,826	51.9	7.59	136	156
Babe Parilli	(1961-67)	2,413	1,140	16,747	47.2	6.94	132	138
Jim Plunkett	(1971-75)	1,503	729	9,932	48.5	6.61	62	87
Mike Taliaferro	(1968-70)	680	305	3,920	44.9	5.76	27	44
Butch Songin	(1960-61)	604	285	3,905	47.2	6.47	36	24
Matt Cavanaugh	(1978-82)	385	206	3,018	53.5	7.84	19	23
Tom Sherman	(1968-69)	226	90	1,199	39.8	5.31	12	16
Joe Kapp	(1970)	219	98	1,104	44.7	5.04	3	17
Tom Yewcic	(1961-66)	206	87	1,374	42.2	6.67	12	12
Tom Owen	(1976-79, 81)	114	58	655	50.9	5.75	3	9

TOP 10 RUSHERS

Name	Years	No.	Yds.	Avg.	LG	TD
Sam Cunningham	(1973-79, 81-82)	1,385	5,453	3.9	75t	43
Jim Nance	(1965-71)	1,323	5,323	4.0	65t	45
Don Calhoun	(1975-81)	820	3,391	4.1	73	23
Larry Garron	(1960-68)	763	2,981	3.9	85t	14
TONY COLLINS	(1981-83)	587	2,554	4.4	54	18
Carl Garrett	(1969-72)	537	2,235	4.2	80t	15
STEVE GROGAN	(1975-83)	370	2,049	5.5	41t	29
Andy Johnson	(1974-76, 78-81)	491	2,017	4.1	69t	13
Ron Burton	(1960-65)	429	1,536	3.6	77	9
Horace Ivory	(1977-80)	329	1,336	4.1	52	14

TOP 10 KO RETURNERS

Name	Years	No.	Yds.	Avg.	LG	TD
Larry Garron	(1960-68)	89	2,299	25.8	95t	2
Carl Garrett	(1969-72)	92	2,251	24.5	63	0
Mack Herron	(1973-75)	71	1,796	25.3	92t	1
RAY CLAYBORN	(1977-83)	57	1,538	26.9	101t	3
RICKY SMITH	(1982-83)	66	1,483	22.5	98t	1
Jay Cunningham	(1965-67)	64	1,372	21.4	45	0
Horace Ivory	(1977-81)	45	1,191	26.5	98t	1
Ron Burton	(1960-65)	46	1,119	24.3	91t	1
J.D. Garrett	(1964-67)	48	1,054	22.0	42	0
Joe Bellino	(1965-67)	43	905	21.0	43	0

TOP 10 PUNT RETURNERS

Name	Years	No.	FC	Yds.	Avg.	LG	TD
Mike Haynes	(1976-82)	111	8	1,159	10.4	89t	2
STANLEY MORGAN	(1977-83)	92	32	960	10.4	80t	1
Mack Herron	(1973-75)	74	14	888	12.0	66	0
RICKY SMITH	(1982-83)	54	20	537	9.9	55	0
Carl Garrett	(1969-72)	43	2	487	11.3	62	0
Ron Burton	(1960-66)	56	0	389	6.9	62	0
ROLAND JAMES	(1980-83)	40	5	387	9.7	75t	1
Bob Suci	(1963)	25	0	233	9.3	22	0
Billy Johnson	(1966-69)	23	9	195	8.6	52	0
Tom Stephens	(1960-64)	19	0	151	7.9	37	0

TOP 10 PUNTERS

Name	Years	No.	Yds.	Avg.	LG	BLK
Tom Yewcic	(1961-66)	377	14,553	38.6	70	9
Tom Janik	(1969-71)	243	9,516	39.2	58	1
Mike Patrick	(1975-78)	222	8,481	38.2	64	0
RICH CAMARILLO	(1981-83)	177	7,714	43.6	76	0
Terry Swanson	(1967-68)	127	5,081	40.0	62	2
Bruce Barnes	(1973-74)	100	3,738	37.4	53	0
Eddie Hare	(1979)	83	3,038	36.6	58	0
Mike Hubach	(1980-81)	82	3,118	38.0	69	0
Pat Studstill	(1972)	75	2,859	38.1	57	1
Tom Greene	(1960)	61	2,253	36.9	66	1

TOP 10 RECEIVERS

Name	Years	No.	Yds.	Avg.	LG	TD
Gino Cappelletti	(1960-70)	292	4,589	15.7	63t	42
Jim Colclough	(1960-68)	283	5,001	17.7	78t	39
STANLEY MORGAN	(1977-83)	274	5,732	20.9	76t	37
Sam Cunningham	(1973-79, 81-82)	210	1,905	9.1	41	6
Art Graham	(1963-68)	199	3,107	15.6	80t	20
Russ Francis	(1975-80)	196	2,996	15.3	53	28
Larry Garron	(1960-68)	185	2,502	13.5	92	26
Randy Vataha	(1971-76)	178	3,055	17.2	88t	23
Andy Johnson	(1974-76, 78-81)	161	1,807	11.2	53	9
Harold Jackson	(1978-81)	156	3,162	20.3	59	18

TOP 10 SCORERS

Name	Years	TD	TOR	TOP	TD RET	FG	PAT	TP
Gino Cappelletti	(1960-70)	42	0	42	0	176	342	1,130
JOHN SMITH	(1974-83)	0	0	0	0	128	308	692
Sam Cunningham	(1973-79, 81-82)	49	43	6	0	0	0	294
Jim Nance	(1965-71)	46	45	1	0	0	0	276
Larry Garron	(1960-68)	42	14	26	2	0	0	252
Jim Colclough	(1960-68)	39	0	39	0	0	0	238
STANLEY MORGAN	(1977-83)	38	0	37	1	0	0	228
STEVE GROGAN	(1975-83)	30	29	0	1	0	0	180
Russ Francis	(1975-80)	28	0	28	0	0	0	168
Don Calhoun	(1975-81)	25	23	2	0	0	0	150

NOTE: Players listed in caps were active in 1983.

PERSONNEL GUIDE

WAIVERS: The waiver system is a process by which player contracts or NFL rights to players are made available by a club to other NFL Clubs. During this process, a club may make a claim to obtain the player or "waive" its right to do so — thus the term "waiver". Claiming clubs are assigned players on a priority based upon the inverse of won-lost standings. The claiming period is normally ten days during the offseason and 24 hours from early July through December. In some circumstances, a club is allowed another 24 hours to rescind its action (recall of waiver request) and/or the claiming club to do the same (known as a withdrawal of a claim). If a player passes through waivers unclaimed or not recalled, he becomes a free agent. Under the Collective Bargaining Agreement, from February 1 through October 9 any veteran who has acquired four years of pension credit may, if about to be assigned to another club through the waiver system, reject such assignment and become a free agent.

INJURED RESERVE: This is a reserve list category that may be used for the player by a club if the player is injured in a practice session or game of his club in any year, after having passed the club's physical examination in that year. If a player fails the club's initial physical examination, he is not available for reserve/injured; the club may instead use the procedure of Physically Unable to Perform or Non-Football Injury/Illness, whichever is applicable. If a player is physically unable to play football for a minimum of four games from the time he is placed upon reserve/injured, he may be reactivated by his club upon clearing procedural recall waivers. Also, each club is allowed five free reactivation moves each season for players placed on reserve/injured following the final roster cutdown.

RESERVE LISTS: Included among the various categories on the reserve list are retired, injured, non-football injury/illness, physically unable to perform, military and did not report.

TRADES: Unrestricted trading is allowed between clubs through the Tuesday following the sixth regular season game (October 9, 1984) and does not resume again until January 28, 1985.

ROSTER SIZES: From 1978 to 1981, clubs were allowed 45 players on their active rosters. In 1982, the limit was raised to 49. From 1975-77, each club was permitted 43 players on the active roster, while in 1974 the active roster limit was 47 players. The first roster limitation rule permitted 16 players per club in 1925.

ROSTER CUTDOWN DATES: All NFL clubs must reduce their active roster totals to 70 players on August 14, 1984, 60 players on August 21st and to the final total of 49 players on Monday, August 27th.

OUTSTANDING PERFORMANCES

SEASON 1,000 YARDS RUSHING

Yards	Name	Year
1,458	Jim Nance	1966
1,216	Jim Nance	1967
1,049	Tony Collins	1983
1,015	Sam Cunningham	1977

1,000 YARDS RECEIVING

Yards	Name	Year
1,029	Stanley Morgan	1981
1,013	Harold Jackson	1979
1,002	Stanley Morgan	1979

3,000 YARDS PASSING

Yards	Name	Year
3,465	Babe Parilli	1964
3,286	Steve Grogan	1979

SINGLE GAME 100 YARDS RUSHING

Yds.	Att.	Name	Game
212	23	Tony Collins	9-18-83 vs NY Jets
208	38	Jim Nance	10-30-66 vs Oakland
185	34	Jim Nance	9-24-67 vs Buffalo
177	25	Don Calhoun	11-28-76 vs Denver
177	22	Don Calhoun	12-5-76 vs New Orleans
164	24	Jim Nance	12-17-67 vs Miami
161	32	Tony Collins	11-28-82 vs Houston
147	23	Tony Collins	10-23-83 vs Buffalo
146	17	Jim Nance	12-11-66 vs Houston
143	17	Don Calhoun	9-10-78 vs St. Louis
141	25	Sam Cunningham	10-7-76 vs Buffalo
141	24	Don Calhoun	11-14-76 vs Baltimore
141	25	Sam Cunningham	10-16-77 vs San Diego
140	13	Larry Garron	10-26-62 vs Oakland
137	21	Tony Collins	9-12-82 vs Baltimore
133	23	Jim Nance	11-27-66 vs Miami
129	22	Sam Cunningham	10-27-74 vs Minnesota
128	21	Mosi Tatupu	12-4-83 vs Saints
128	16	Horace Ivory	11-5-78 vs Buffalo
127	29	Jim Nance	10-8-67 vs San Diego
127	21	Carl Garrett	11-28-71 vs Buffalo
127	16	Ron Burton	10-23-60 vs Denver
127	14	Andy Johnson	12-12-76 vs Tampa
126	24	Jim Nance	9-18-66 vs Denver
125	24	Jim Nance	11-16-69 vs Cincinnati
125	11	Sam Cunningham	10-20-74 vs Buffalo
124	18	Andy Johnson	10-19-75 vs Baltimore
121	12	J.D. Garrett	10-4-64 vs Denver
119	13	Mack Herron	10-12-75 vs Cincinnati
118	22	Sam Cunningham	10-24-76 vs Buffalo
118	17	Ron Burton	9-16-62 vs Houston
116	12	Horace Ivory	11-18-79 vs Baltimore
116	10	Larry Garron	10-22-61 vs Buffalo
113	21	Sam Cunningham	11-17-74 vs NY Jets
113	20	Jim Nance	10-15-67 vs Miami
113	16	Don Calhoun	12-21-80 at New Orleans
113	15	Horace Ivory	10-22-78 vs Miami
111	19	Jim Nance	12-8-68 vs Miami
111	15	Carl Garrett	10-10-71 vs NY Jets
109	27	Andy Johnson	9-18-78 vs Baltimore
109	24	Jim Nance	12-4-66 vs Buffalo
109	22	Don Calhoun	11-21-76 vs NY Jets
109	18	Jim Nance	11-26-67 vs Houston
109	17	Jim Nance	11-9-69 vs Miami
108	26	Jim Nance	11-5-67 vs Houston
108	25	Jim Nance	10-23-66 vs San Diego
108	23	Josh Ashton	10-1-72 vs Washington
107	22	Jim Nance	11-20-66 vs Kansas City
107	17	Larry Garron	12-8-63 vs Houston
106	21	Sam Cunningham	9-19-76 vs Miami
106	19	Don Calhoun	11-23-80 vs Baltimore
105	23	Sam Cunningham	9-18-77 vs Kansas City
105	11	Dick Christy	11-11-60 vs NY Titans
104	22	Jim Nance	11-13-66 vs Houston

100 YARDS RUSHING — (CONTINUED)

Yds.	Att.	Name	Game
103	32	Tony Collins	12-19-82 vs Seattle
103	22	Tony Collins	10-25-81 Washington
103	21	Andy Johnson	10-26-75 vs San Francisco
103	15	Don Calhoun	12-7-75 vs NY Jets
103	7	Steve Grogan	10-18-76 vs NY Jets
101	31	Sam Cunningham	10-9-77 vs Seattle
101	21	Sam Cunningham	10-3-76 vs Oakland
100	22	Mark van Eeghen	12-19-82 vs Seattle
100	21	Tony Collins	11-6-83 vs Buffalo
100	19	Sam Cunningham	11-23-75 vs Buffalo
100	17	Vagas Ferguson	11-23-80 vs Baltimore
100	6	Robert Weathers	9-4-83 vs Colts

100 YARDS RECEIVING

Yds.	Rec.	Name	Game
182	5	Stanley Morgan	11-8-81 vs Dolphins
170	5	Stanley Morgan	11-26-78 vs Colts
167	8	Art Graham	11-6-64 vs Oilers
158	5	Stanley Morgan	11-4-79 vs Bills
158	3	Ron Sellers	12-14-69 vs Oilers
156	6	Art Graham	10-5-63 vs Jets
151	5	Stanley Morgan	10-28-79 vs Colts
149	10	Tony Romeo	11-17-63 vs Chiefs
149	6	Randy Vataha	12-7-75 vs. Jets
147	7	Gino Cappelletti	10-31-64 vs Jets
147	5	Harold Jackson	12-16-79 vs Vikings
146	5	Gino Cappelletti	12-18-65 vs Broncos
142	4	Jim Colclough	10-5-62 vs NY Titans
142	4	Stanley Morgan	11-30-80 at 49ers
141	7	Stanley Morgan	1-2-83 vs Bills
141	3	Stanley Morgan	11-22-81 vs Bills
140	4	Aaron Marsh	9-22-68 vs Jets
139	7	Don Hasselbeck	10-11-81 vs Jets
139	6	Russ Francis	9-26-76 vs Steelers
137	9	Jim Colclough	11-17-63 vs Chiefs
136	9	Stanley Morgan	10-9-83 vs Colts
134	11	Art Graham	11-20-66 vs Chiefs
134	6	Jim Colclough	12-20-64 vs Bills
134	6	Jim Whalen	10-15-67 vs Dolphins
131	6	Gino Cappelletti	10-13-61 vs Oilers
130	7	Stanley Morgan	12-5-82 vs Bears
129	7	Randy Vataha	12-5-71 vs Dolphins
129	6	Stanley Morgan	12-9-79 vs Jets
127	6	Harold Jackson	10-19-80 at Colts
127	4	Stanley Morgan	12-26-82 vs Steelers
127	3	Jim Colclough	11-30-62 vs NY Titans
126	5	Harold Jackson	9-27-81 vs Steelers
126	5	Russ Francis	9-24-78 vs Raiders
125	7	Russ Francis	11-23-75 vs Bills
125	3	Stanley Morgan	9-18-78 vs Colts
124	7	Harold Jackson	9-3-78 vs Redskins
124	5	Dick Christy	11-4-60 vs Raiders
124	5	Stanley Morgan	11-29-79 vs Dolphins
124	4	Ron Sellers	11-2-69 vs Oilers
123	7	Jim Colclough	9-16-61 vs Broncos
123	5	Jim Colclough	11-11-62 vs Broncos
123	5	Joe Johnson	11-25-60 vs Oilers
122	5	Stanley Morgan	11-28-82 vs Oilers
122	4	Jim Whalen	12-17-67 vs Dolphins
121	8	Darryl Stingley	10-30-77 vs Jets
121	4	Tony Romeo	9-21-62 vs Broncos
121	3	Harold Jackson	9-9-79 vs Jets
118	5	Harold Jackson	10-29-78 vs Jets
118	4	Stanley Morgan	10-4-81 vs Chiefs
118	3	Gino Cappelletti	11-13-66 vs Oilers
116	9	Art Graham	9-9-67 vs Chargers
116	4	Darryl Stingley	10-23-77 vs Colts
114	4	Jim Colclough	11-7-65 vs Bills
113	6	Larry Garron	12-11-66 vs Oilers
113	2	Jim Whalen	10-27-68 vs Jets
112	5	Don Hasselbeck	10-25-81 vs Redskins
112	3	Jim Colclough	12-17-67 vs Dolphins
111	8	Gino Cappelletti	12-18-66 vs Jets
111	6	Don Hasselbeck	9-6-81 vs Colts
110	6	Jim Colclough	10-18-63 vs Broncos
109	3	Jim Whalen	10-24-65 vs Raiders
108	6	Billy Lott	10-22-61 vs Bills
108	5	Reggie Rucker	11-18-73 vs Packers
108	5	Ron Sellers	10-4-70 vs Colts
108	2	Stanley Morgan	9-21-80 at Seahawks
108	2	Stephen Starring	9-25-83 vs Steelers
107	7	Randy Vataha	10-24-71 vs Cowboys

100 YARDS RECEIVING — (CONTINUED)

Yds.	Att.	Name	Game
106	4	Harold Jackson	10-1-78 vs Chargers
106	2	Larry Garron	10-23-66 vs Chargers
105	5	Harold Jackson	11-29-79 vs Dolphins
104	3	Stanley Morgan	10-8-78 vs Eagles
104	3	Art Graham	11-29-64 vs Oilers
103	7	Gino Cappelletti	11-3-62 vs Bills
103	7	Reggie Rucker	10-8-72 vs Bills
103	6	Andy Johnson	12-21-75 vs Colts
102	5	Ron Sellers	10-25-70 vs Colts
102	3	Stanley Morgan	9-7-80 vs Browns
102	3	Stanley Morgan	9-9-79 vs Jets
102	3	Ron Sellers	12-7-69 vs Chargers
101	6	Gino Cappelletti	10-9-64 vs Chargers
101	5	Ron Sellers	11-23-69 vs Colts
100	6	Bob Adams	12-9-73 vs Bills
100	4	Randy Vataha	12-19-71 vs Colts
100	3	Don Calhoun	12-14-75 vs Bills

Note: Accomplished 83 times. Stanley Morgan (19), Jimmy Colclough (9), Harold Jackson (8) and Gino Cappelletti (7) lead the list.

300 YARDS PASSING

Yds.	Att.	Comp.	Name	Games
405	47	25	Babe Parilli	10-16-64 vs Oak.
379	38	21	Babe Parilli	12-18-66 vs NY Jets
374	39	25	Steve Grogan	11-10-80 at Houston
365	46	25	Steve Grogan	11-23-75 vs Buff.
355	40	23	Steve Grogan	11-8-81 vs Miami
354	45	25	Babe Parilli	11-17-63 vs K.C.
350	35	19	Steve Grogan	11-4-79 vs Buff.
350	39	21	Steve Grogan	11-29-79 vs Miami
348	32	18	Jim Plunkett	11-18-73 vs G.B.
333	36	20	Babe Parilli	11-29-64 vs Hous.
331	31	21	Babe Parilli	10-18-63 vs. Den.
330	30	19	Steve Grogan	10-11-81 vs NY Jets
325	42	22	Matt Cavanaugh	9-27-81 at Pitt.
317	36	15	Steve Grogan	10-28-79 vs Balt.
315	18	13	Steve Grogan	9-9-79 vs NY Jets
306	30	17	Steve Grogan	10-25-81 vs Wash.
304	38	18	Tom Yewcic	10-5-63 vs NY Jets

Accomplished 17 times: Grogan 9 times, Parilli 5 times, Cavanaugh, Plunkett and Yewcic once each.

PATRIOTS' LONGEST PLAYS

RUSHING

	PLAYER	Yds.	OPPONENT	DATE
1.	Larry Garron	85t	Buffalo	Oct. 22, 1961
2.	Carl Garrett	80t	Miami	Nov. 9, 1969
3.	Robert Weathers	77	Baltimore	Sept. 4, 1983
3.	Ron Burton	77	at Denver	Oct. 23, 1960
5.	Sam Cunningham	75t	at Buffalo	Oct. 20, 1974
6.	Don Calhoun	74	at St. Louis	Sept. 10, 1978
7.	Claude King	71t	Denver	Sept. 21, 1962
8.	Andy Johnson	69t	at Tampa Bay	Dec. 12, 1976
9.	Larry Garron	67t	at Buffalo	Sept. 23, 1961
10.	Andy Johnson	66t	Baltimore	Oct. 19, 1975

PASS PLAYS

	PLAYERS	Yds.	OPPONENT	DATE
1.	Jim Plunkett to Randy Vataha	88t	at Baltimore	Dec. 19, 1971
2.	Tom Sherman to Jim Whalen	87t	NY Jets	Oct. 27, 1968
3.	Babe Parilli to Art Graham	80t	at Houston	Nov. 29, 1964
3.	Jim Plunkett to Carl Garrett	80t	Houston	Nov. 14, 1971
5.	Babe Parilli to Art Graham	79t	at Denver	Sept. 3, 1967
6.	Butch Songin to Billy Wells	78	LA Chargers	Oct. 8, 1960
6.	Tom Yewcic to Jim Colclough	78t	NY Titans	Nov. 30, 1962

PASS PLAYS (Cont.)

PLAYERS				DATE
8.	Babe Parilli to Art Graham	77t	at Buffalo	Oct. 26, 1963
8.	Mike Taliaferro to Ron Sellers	77	at Houston	Dec. 14, 1969
9.	Jim Plunkett to Steve Burks	76	Dallas	Nov. 16, 1975
9.	Steve Grogan to Stanley Morgan	76t	Miami	Nov. 8, 1981
9.	Steve Grogan to Stephen Starring	76t	at Pittsburgh	Sept. 25, 1983

KICKOFF RETURNS

	PLAYERS	Yds.	OPPONENT	DATE
1.	Ray Clayborn	101t	at Baltimore	Dec. 18, 1977
2.	Ray Clayborn	100t	at NY Jets	Oct. 2, 1977
3.	Allan Carter	99t	at Baltimore	Dec. 21, 1975
4.	Ricky Smith	98t	vs NY Jets	Sept. 19, 1982
4.	Horace Ivory	98t	at Baltimore	Oct. 19, 1980
6.	Larry Garron	95t	at Buffalo	Nov. 3, 1962
7.	Ray Clayborn	93t	Buffalo	Nov. 6, 1977
8.	Mack Herron	92t	San Diego	Dec. 2, 1973
9.	Ron Burton	91t	at Dallas	Nov. 3, 1961
10.	Larry Garron	89t	Houston	Oct. 13, 1961

PUNT RETURNS

	PLAYER	Yds.	OPPONENT	DATE
1.	Mike Haynes	89t	Buffalo	Nov. 7, 1976
2.	Stanley Morgan	80t	Baltimore	Nov. 18, 1979
3.	Roland James	75t	NY Jets	Nov. 2, 1980
4.	Mack Herron	66	Baltimore	Oct. 6, 1974
5.	Mike Haynes	62t	Denver	Nov. 28, 1976
5.	Ron Burton	62	at Houston	Nov. 12, 1961
5.	Carl Garrett	62	NY Jets	Sept. 27, 1970
8.	Ricky Smith	55	Baltimore	Sept. 4, 1983
9.	Mack Herron	54	Baltimore	Oct. 7, 1973
10.	Stanley Morgan	53	at Buffalo	Nov. 20, 1977

INTERCEPTION RETURNS

	PLAYER	Yds.	OPPONENT	DATE
1.	Rick Sanford	99t	at Chicago	Dec. 5, 1982
2.	Bob Suci	98t	Houston	Nov. 1, 1963
3.	Ron Hall	87	at Denver	Sept. 18, 1966
4.	Jim Hunt	78t	Houston	Nov. 1, 1963
5.	Art McMahon	72	at Kan. City	Oct. 11, 1970
6.	Sam Hunt	68t	at Tampa Bay	Dec. 12, 1976
7.	Prentice McCray	63t	at NY Jets	Nov. 21, 1976
8.	Ross O'Hanley	61	Oakland	Oct. 11, 1963
9.	John Outlaw	60t	Miami	Nov. 5, 1971
10.	Don Webb	59	at Denver	Dec. 3, 1961

PUNTS

	PLAYER	Yds.	OPPONENT	DATE
1.	Bob Scarpito	87	at Denver	Sept. 29, 1968
2.	Rich Camarillo	76	vs NY Jets	Sept. 19, 1982
3.	Rich Camarillo	75	at Oakland	Nov. 1, 1981
4.	Rich Camarillo	72	at Buffalo	Nov. 22, 1981
5.	Rich Camarillo	70	New Orleans	Dec. 4, 1983
5.	Tom Yewcic	70	at NY Jets	Nov. 28, 1965
7.	Mike Hubach	69	Miami	Oct. 12, 1980
8.	Jim Fraser	68	at Denver	Sept. 18, 1966
9.	Rich Camarillo	67	NY Jets	Nov. 15, 1981
9.	Rich Camarillo	67	at Buffalo	Nov. 22, 1981

FIELD GOALS

	PLAYER	Yds.	OPPONENT	DATE
1.	Gino Cappelletti	53	at NY Jets	Nov. 28, 1965
2.	Gino Cappelletti	51	Denver	Nov. 20, 1964
2.	Charlie Gogolak	51	at Miami	Oct. 17, 1971
4.	John Smith	50	Kansas City	Oct. 4, 1981
5.	Gino Cappelletti	49	at Miami	Nov. 27, 1966
5.	John Smith	49	Denver	Nov. 28, 1976
7.	Gino Cappelletti	48	at Oakland	Sept. 13, 1964
7.	Gino Cappelletti	48	San Diego	Oct. 9, 1964
7.	Jeff White	48	at Houston	Nov. 25, 1973

HISTORICAL HIGHLIGHTS

1959

- Nov. 16 American Football League's eighth and final franchise is awarded to William H. Sullivan, Jr.
- Nov. 22 Northwestern RB Ron Burton is selected as first draft choice and Syracuse RB Gerhardt Schwedes is made first territorial choice.
- Dec. 20 Clemson QB Harvey White is first player signed.

1960

- Feb. 8 Lou Saban is appointed first head coach.
- Feb. 20 As the result of a public contest, the team nickname of Patriots is chosen. The Patriots also announce that the team colors will be red, white and blue.
- April 1 Boston University Field is named as the Patriots' first home.
- April 2 Patriots become first pro team in history to issue public stock.
- April 19 Uniformed Patriot centering football (creative work of Boston—Worcester cartoonist Phil Bissell) is adopted as team logo.
- July 4 Team opens first training camp at UMass, 350 players attend.
- July 30 In the AFL's first ever preseason game, Patriots defeat Buffalo 24-14 at War Memorial Stadium. Patriots DE Bob Dee recovered fumble for the league's first TD.
- Aug. 14 Patriots play their first home game ever at Harvard Stadium, a 24-14 loss to the Dallas Texans before 11,000 fans.
- Sept. 9 In their first regular season game, the Patriots open with a 13-10 loss to Denver at B.U. Field before a crowd of 21,597.
- Sept. 16 DB Chuck Shonta recovered a fumble on the final play of the game and ran for a TD to give the Patriots their first win ever by a 28-24 margin over the N.Y. Titans at the Polo Grounds in New York.

1963

- Oct. 11 Patriots play their first game in Fenway Park and beat Oakland, 20-14.
- Dec. 28 With a 26-8 victory over Buffalo, the Patriots win the AFL's Eastern Division title in the league's only playoff game ever held.

1964

- Jan. 5 Lost AFL title game, 51-10 to the Chargers at San Diego.

1970

- April 4 Foxboro selected as new site of Patriots' home.
- April 13 Special town meeting in Foxboro approves site selection.

1971

- Mar 22 Team is renamed New England Patriots.
- Aug. 15 Sullivan Stadium, at the time known as Schaefer Stadium, is dedicated with Patriots first game there. Gino Cappelletti kicked a 36-yard FG for the first points scored in the stadium as the Patriots top the NY Giants, 20-14 before 60,423 fans.

1972

- Feb. 17 Made financial history by paying first cash dividend of 15 cents per share.

1973

- Jan. 26 Chuck Fairbanks is named head coach and general manager.

1975

- Nov. 7 President William H. Sullivan, Jr. became the first majority owner in club history when he purchased additional voting stock to give him 88 per cent of the franchise's voting stock.

1976

- April 5 In what may have been the biggest trade in the franchise's history, the Patriots traded QB Jim Plunkett to San Francisco for four draft choices (two firsts in 1976, and a first and second in 1977) and QB Tom Owen.
- July 10 Patriots open their training camp for the first time at Bryant College in Smithfield, RI after spending the summers of 1969-75 at UMass/Amherst.

- Dec. 5 Patriots beat New Orleans, 27-6 at Foxboro to qualify for their first NFL playoff appearance ever and their first playoff game since 1963.
- Dec. 8 Non-voting stockholders approve offer of \$15 per share made by Billy Sullivan to purchase all non-voting stock.
- Dec. 18 Lost AFC wild card playoff game to the eventual Super Bowl Champion Oakland Raiders, 24-21 in the final ten seconds of play.

1977

- Jan. 31 Filed articles of merger to reorganize the corporation under the New Patriots, Inc. headed by Bill Sullivan, and then revert to New England Patriots Football Club, Inc.
- June 6 Patriots' Vice President Charles W. Sullivan named chairman of the NFL Management Council.
- Aug. 20 Work completed on installation of new surface (Super Turf) in Sullivan Stadium.
- Nov. 6 Tommy Neville plays his 154th game for the Patriots (vs. Buffalo at Schaefer) to set a new all-time service mark.

1978

- May 17 Paul Sonnabend resigns as Patriots' Vice President to assume new role as Executive Director of NFL Management Council.
- Sept. 3 Mrs. William H. (Mary M.) Sullivan, Jr. elected to the Patriots Board of Directors.
- Oct. 29 Record setting victory over New York Jets, a 55-21 win at Foxboro produces a dozen team and individual records and seven new stadium marks.
- Dec. 10 Patriots clinch their first outright divisional championship in the club's history with a last minute 26-24 victory over Buffalo at Foxboro.
- Dec 31 Patriots lose 31-14 to Houston in first playoff game ever played in Foxboro.

1979

- April 2 Patriots announce that Head Coach and General Manager Chuck Fairbanks has been released from his contract to assume duties as Head Football Coach at the University of Colorado.
- April 6 Francis "Bucko" Kilroy named as the new general manager and former Patriots' offensive coordinator Ron "Fargo" Erhardt named as head coach.
- July 13 Patriots' Vice President Charles W. "Chuck" Sullivan is promoted to Executive Vice President of the club.
- July 23 Former Patriots' General Manager and Head Coach Mike Holovak is promoted from the position of Personnel Assistant to the position of Director of College Scouting. Bill McPeak is named Director of Pro Scouting.
- Sept. 3 Former Patriots' wide receiver Darryl Stingley is named Executive Director of Player Personnel.
- Sept. 9 Patriots set four team and one individual record in 56-3 trouncing of the New York Jets at Foxboro.
- Oct. 23 Jeanne Sullivan McKeigue is elected as member of the club's Board of Directors.
- Dec. 16 Patriots close out 1979 regular season with 27-23 victory over Minnesota. Harold Jackson (1,013) and Stanley Morgan (1,002) become first Patriot players ever to transcend 1,000-yard season receiving mark.

1980

- Feb. 25 Paul Sonnabend resigns as Executive Director of the NFL Management Council and is appointed as Vice President and a member of the Board of Directors of the Patriots.
- April 8 William H. "Billy" Sullivan, Jr., President of the Patriots, is re-elected as Chairman of the Board of NFL Properties.
- May 2 Patriots and WEEI News Radio 59 of Boston announced multi-year agreement for the latter to serve as flagship station of the newly formed Patriots' Radio Network. John Carlson is named play-by-play announcer while former Patriots' center Jon Morris is tabbed to handle the commentary.
- Sept. 7 Patriots' WR Harold Jackson records his 500th career reception on a ten-yard TD pass from Steve Grogan in the Patriots' opening day 34-17 win over Cleveland.

1981

Nov. 29 FB Sam Cunningham, with 35 yards on nine carries against St. Louis at Foxboro, surpasses Jim Nance (5,323 yards on 1,323 carries) as the Patriots' all-time career rushing leader.

1982

Jan. 15 Ron Meyer, Head Coach at SMU from 1976-81, is named the eighth Head Coach in club history.

April 27-28 The Patriots select DE Ken Sims of Texas as the top pick in the entire NFL Draft. With additional picks acquired in the draft day trades of retired TE Russ Francis, FS Tim Fox and LB Rod Shoate, the Patriots make a league high 17 selections.

Nov. 28 In a 29-21 win over Houston, the Patriots unveil their new \$3.7 million Diamond Vision scoreboard, the world's largest TV screen.

Dec. 5 Eighth year QB Steve Grogan completes 13 of 28 passes for 231 yards in a 26-13 loss at Chicago to break Babe Parilli's club records for career completions (1,140) and career passing yardage (16,911)

1983

Jan. 8 In their first playoff appearance since 1978, the Patriots lose to the eventual AFC Champion Miami Dolphins at the Orange Bowl, 28-13.

Feb. 16 General Manager Bucko Kilroy is promoted to the position of Vice President and Patrick Sullivan, Assistant General Manager for four years, is named General Manager.

April 26 The Patriots tab Illinois QB Tony Eason as their first round pick, and lead the NFL for the second straight year with the most choices — 19. The draft was held in one day, beginning at 8 a.m. and concluding the next morning at 2 a.m.

May 17 William F. Finucane and Jeannette Allen Keefe are elected to the Patriots' Board of Directors.

May 23 Schaefer Stadium is renamed Sullivan Stadium in honor of the founder and driving force behind the Patriots franchise, William H. "Billy" Sullivan, Jr.

June 29 Sullivan Stadium is officially re-dedicated and the Boston Pops performs a concert in the stadium that is open free-of-charge to the public.

Oct. 30 Ninth-year QB Steve Grogan completes his sweep of breaking every major club career passing mark held by Babe Parilli when he throws for two TD passes in a 24-13 loss to the Falcons at Atlanta.

Nov. 20 Twelfth-year veteran DE Julius Adams, the oldest active defensive lineman in the NFL and the Patriots' second round draft choice in 1971, sets the club record for games played in a Patriots' uniform, 160. The old record was held by OT Tommy Neville (1965-77), who played in 159 games.

Nov. 20 With 13 yards on three carries, tenth-year FB Mark van Eeghen raises his career rushing total to 6,583 yards on 1,736 rushes to pass Lawrence McCutcheon (6,578 yards) as the NFL's 13th ranked all-time rusher.

1984

April 4 In a major trade with the Cincinnati Bengals, the Patriots acquire the number one selection in the 1984 Draft in exchange for two 1984 first round choices (16th and 28th, the latter acquired from the LA Raiders as part of the Mike Haynes trade), their own 1984 tenth round pick and their fifth round pick in 1985.

May 1 The Patriots use the first choice in the 1984 Draft to select WR Irving Fryar of Nebraska, along with eleven additional choices. Also, FB Mark van Eeghen retires tied as the NFL's 13th ranked all-time rusher after a ten-year career.

FOR THE RECORD. . . .

Stanley Morgan has surpassed the 100-yard receiving mark in 19 games during his seven-year pro career. That mark is tops in Patriots' club history. Jim Colclough ranks second in that category with nine such games while Harold Jackson had eight 100-yard games as a Patriot and Gino Cappelletti had seven during his Patriot career.

PLAYOFF HISTORY

1963 AFL DIVISIONAL PLAYOFFS PATRIOTS 26, BUFFALO 8

Buffalo (War Memorial Stadium), Dec. 28 — The game was the first playoff in the still infant American Football League's history, a match for the AFL's Eastern Division title. QB Babe Parilli and Gino Cappelletti figured in all of the Patriots points as Parilli hit Larry Garron for scoring strikes of 59 and 17 yards and Cappelletti hit for four FGs (28, 12, 33 and 36) while adding two PATs. Ron Burton provided an inspirational boost for the Patriots as he heroically returned to play just a few weeks after disc surgery. Jack Rudolph led a Patriots defensive charge with 11 tackles while helping hold Buffalo's big back, Cookie Gilchrist to just 7 yards. Buffalo's only highlight of the day was a 93-yard scoring pass from Darryl Lamonica to Elbert Dubenion.

Patriots	10	6	0	10	26
Buffalo	0	0	8	0	8

	BP	BUF
BP-Cappelletti FG 28		
BP-Garron 59 pass from Parilli (Cappelletti kick)		
BP-Cappelletti FG 12		
BP-Cappelletti FG 33		
BUF-Dubenion 93 pass from Lamonica (Tracey pass from Lamonica)		
BP-Garron 17 pass from Parilli (Cappelletti kick)		
BP-Cappelletti FG 36		
First Downs	11	3
Rushes-Yards	36-83	12-7
Passing Yards	300	301
Total Yards	383	308
Lost Att./Pass	8	22
Passes	34-14-1	45-19-4
Punts	7-32.3	8-35.1
Fumbles/Lost	0-0	3-2
Penalties/Yds.	7-65	9-100
A—33,044		

INDIVIDUAL LEADERS

RUSHING—Boston: Garron 19-44, Neumann 1-16, Burton 8-12, Crump 5-9.

Buffalo: Gilchrist 8-7, Bass 2-4, Kemp 2 for minus 4.

PASSING—Boston: Parilli 35-14-1, 300 yards, 2 TDs.

Buffalo: Lamonica 24-9-3, 168 yards, 1 TD, Kemp 21-10-1, 133 yards.

RECEIVING—Boston: Garron 4-120-2 TDs, Cappelletti 4-129, Burton 3-22.

Buffalo: Dubenion 3-115-1 TD, Ferguson 4-47, Bass 4-45, Rutkowski 3-45.

1963 AFL CHAMPIONSHIP GAME SAN DIEGO 51, PATRIOTS 10

San Diego (Balboa Stadium), Jan. 5, 1964 — Charger Keith Lincoln and injuries to star FB Larry Garron (concussion). Houston Antwine (back) and Harry Crump (shoulder) spelled disaster for the Patriots as the 6½ point favorite Chargers coasted to a 51-10 victory. Lincoln rushed for an amazing 206 yards on the ground and added 123 more yards in receptions. The Chargers ran up a 31-10 lead at the half, and added 20 more unanswered points in the second half to capture the AFL title.

Patriots	7	3	0	0	10
San Diego	21	10	7	13	51

	B	SD
SD-Rote 2 run (Blair kick)		
SD-Lincoln 67 run (Blair kick)		
BP-Garron 7 run (Cappelletti kick)		
SD-Lowe 58 run (Blair kick)		
SD-Blair FG 11		
BP-Cappelletti FG 15		
SD-Norton 14 pass from Rote (Blair kick)		
SD-Alworth 48 pass from Rote (Blair kick)		
SD-Lincoln 25 pass from Hadl (pass failed)		
SD-Hadl 1 run (Blair kick)		
First Downs	14	21
Rushes-Yards	16-75	32-318
Passing Yards	186	292
Total Yards	261	610
Passes	37-17-2	26-17-0
Punts	7-47	2-44
Fumbles/Lost	1-0	1-1
Penalties/Yds.	1-18	6-30
A—30,127		

INDIVIDUAL LEADERS

RUSHING—Boston: Crump 7-18, Garron 3-15, Lott 3-15, Yewcic 1-14.

San Diego: Lincoln 13-206, Lowe 12-94, Rote 4-15.

PASSING—Boston: Parilli 29-14-1, 189 yards, 0 TD. Yewcic 8-3-1, 39 yards, 0 TD.

San Diego: Rote 15-10-0, 173 yards, 2 TDs. Hadl 10-6-1, 112 yards, 1 TD.

RECEIVING—Boston: Cappelletti 2-72, Graham 2-68, Crump 2-28, Colclough 3-26.

San Diego: Alworth 4-77, MacKinnon, 2-52, Norton 2-44.

1976 AFC DIVISIONAL PLAYOFFS OAKLAND 24, PATRIOTS 21

Oakland (Oakland-Alameda County Colliseum), Dec. 18 — The surprising Patriots, having finished a complete turnaround with an 11-3 record (3-11 in 1975), travelled to Oakland to meet

the Raiders in their first playoff competition since 1963. The Patriots jumped in front of the Raiders 7-0 on a 1 yard run by Andy Johnson, but fell behind at the half 10-7 when Fred Biletnikoff hauled in a 31 yard scoring pass from Ken Stabler with just 39 seconds left on the clock. Steve Grogan engineered scoring drives on the Patriots first two possessions of the third quarter, running the Patriots lead to 21-10 at the end of three quarters of play. Oakland responded with a score on its first possession of the fourth period, a one yard run off left tackle by Mark van Eeghan. With the score at 21-17 in the Patriots favor, John Smith attempted a 50 yard FG with 4:12 remaining, but the kick was low and the Patriots hung on to a slim 21-17 lead. Ken Stabler rallied the Oakland squad, driving the Raiders from their own 32 after the Smith FG attempt, and hitting paydirt for the winning score with only 14 seconds to go. The drive was marred by a controversial roughing the passer call on Ray Hamilton. The Patriots had seemingly stopped the Raiders when a Stabler to Garrett pass on a 3rd and 18 from the Patriot 27 fell incomplete, but penalty flags were thrown and the Raiders had possession with a first and ten at the Patriot 13. Five plays later Stabler rolled around left end for the winning score and the Patriots dreams of a championship in their rags to riches season were over. The loss was the closest one in the playoffs for the Raiders on their way to their Super Bowl Championship. The Patriots were the only team to beat the Raiders (48-17 on 10-3-76) during the regular season as they registered at 13-1 record.

Patriots	7	0	14	0	21
Oakland	3	7	0	14	24

	P	O	
NE-A. Johnson 1 run (Smith kick)	First Downs	23	20
O-Mann FG 40	Rushes-Yards	49-164	24-81
O-Biletnikoff 31 pass from Stabler (Mann kick)	Passing Yards	167	201
NE-Francis 26 pass from Grogan (Smith kick)	Total Yards	331	282
NE-J. Phillips 3 run (Smith kick)	Had QB Sacked	0-0	4-32
O-Van Eeghen 1 run (Mann kick)	Passes	24-12-2	32-19-0
O-Stabler 1 run (Mann kick)	Punts	3-44	5-37.8
	Fumbles/Lost	1-1	1-1
	Penalties/Yds.	10-83	11-93
	A—54,037 paid, 53,045 actual		

INDIVIDUAL LEADERS

RUSHING—Patriots: Cunningham 20-68 Grogan 7-35, Johnson 14-32.

Oakland: Van Eeghan 11-39, C. Davis 7-29, Banaszak 4-8.

PASSING—Patriots: Grogan 23-12-1, 167 yards, 1 TD.

Oakland: Stabler 32-19-0, 233 yards, 1 TD.

RECEIVING—Patriots: Francis 4-96, 1 TD, Stingley 2-36, Cunningham 2-14.

Oakland: Biletnikoff 9-137, 1 TD, Casper 4-47, Branch 3-32.

1978

AFC DIVISIONAL PLAYOFF HOUSTON 31, PATRIOTS 14

Foxboro (Schaefer Stadium), Dec. 31 — With the AFC East Division title tucked under their belts, the Patriots played host to the Houston Oilers in the first playoff game ever played at Schaefer Stadium. The Oilers earned the right to meet the Patriots after handing the Dolphins a 17-9 defeat at the Orange Bowl a week earlier. The Patriots had finished the season at 11-6, but were reeling from the controversy that started when Coach Chuck Fairbanks announced his resignation to accept the head coaching position at Colorado. The game found Fairbanks on the Patriots sidelines, however, but the last day of 1978 also proved the last day of the Patriots '78 season. Dan Pastorini completed 10 of 13 passes for 184 yards in the first half as the Oilers built a 21-0 lead at the intermission. Toni Fritsch added a 30-yard FG before the Patriots rallied with two TDs in the second half, on a 24-yard score on an option pass from RB Andy Johnson to WR Harold Jackson and the other on a 24-yard scoring strike from sub QB Tom Owen to TE Russ Francis. Owen had replaced starter Steve Grogan late in the first half. With the score Houston 24, Patriots 14, the Patriots began a late rally. Starting at their own 18, the Patriots started to move but Gregg Bingham picked off an Owen for Morgan pass and returned it to the Patriot 18, killing the drive and setting up an Earl Campbell 2-yard TD run that put the game out of reach. SS Doug Beaudoin had a big day on defense, making 8 tackles and adding 7 assists, while ILB Steve Nelson added 5 tackles and 5 assists.

Houston	0	21	3	7	31
Patriots	0	0	7	7	14

	H	NE	
H-Burrough 71 pass from Pastorini (Fritsch kick)	First Downs	21	15
H-Barber 19 pass from Pastorini (Fritsch kick)	Rushes-Yards	54-174	20-83
H-Barber 13 pass from Pastorini (Fritsch kick)	Passing Yards	170	180
H-Fritsch FG 30	Total Yards	344	263
NE-Jackson 24 pass from Johnson (Smith kick)	Had QB Sacked	3-30	4-26
NE-Francis 24 pass from Owen (Smith kick)	Passes	15-12-1	35-16-3
H-Campbell 2 run (Fritsch kick)	Punts	5-34.8	4-43.3
	Fumbles/Lost	1-0	2-0
	Penalties/Yds.	2-25	8-92
	A—61,297 paid, 60,881 actual		

INDIVIDUAL LEADERS

RUSHING—Houston: Campbell 27-118-1 TD, Tim Wilson 14-26, Coleman 7-19.

Patriots: Cunningham 10-42, Grogan 1-16, Johnson 6-14.

PASSING—Houston: Pastorini 15-21-1, 200 yards, 3 TDs.

Patriots: Owen 22-12-1, 144 yards, 1 TD. Grogan 12-3-2, 28 yards.

RECEIVING—Houston: Barber 5-83-2 TDs, Burrough 3-91-1 TD, Caster 2-12.

Patriots: Francis 8-101-1 TD, Cunningham 3-28, Morgan 2-37.

**1982-1983
SUPER BOWL TOURNAMENT
MIAMI 28, PATRIOTS 13**

Miami (Orange Bowl), Jan. 8, 1983 — Finishing seventh in the 14-team AFC field, the Patriots were slated to meet the second-seeded Miami Dolphins in the first round of the 1982/83 Super Bowl XVII Tournament. Before a sellout crowd, the Patriots got on the scoreboard first, taking an early second period 3-0 lead on a 23-yard FG by John Smith. Behind the precision passing of David Woodley (16 of 19, 234 yards, 2 TDs), the Dolphins scored four TDs while the Patriots could only muster another Smith FG (42 yards) through the first three periods. A spectacular defensive effort by the Dolphins limited the Patriots and Steve Grogan to 189 passing yards, sacking Grogan four times and intercepting him twice. FB Andra Franklin, the AFC's second leading rusher in regular season play, carried the ball 26 times for 112 yards to enable the Dolphins to control the ball for 35 minutes and 51 seconds. Making their first playoff appearance since 1978, the Patriots 49-man roster included only 16 players from the 1978 playoff squad. Starting SS Roland James was placed on the injured reserve list two days prior to the game with a knee injury and was replaced in the starting lineup by Keith Lee. Early in the game, starting DE Ken Sims sprained his left ankle and left the game. He later returned, but re-injured the ankle and left the game for good midway through the second stanza.

Patriots	0	3	3	7	13
Miami	0	14	7	7	28

NE-Smith FG 23	
MIA-Hardy 2 Pass from Woodley (von Schamann kick)	
MIA-Franklin 1 run (von Schamann kick)	
NE-Smith FG 42	
MIA-Bennett 2 run (von Schamann kick)	
MIA-Hardy 2 pass from Woodley (von Schamann kick)	
NE-Hasselbeck 22 pass from Grogan (Smith kick)	

	NE	MIA
First Downs	14	27
Rushes-Yards	18-77	45-214
Passing Yards	160	234
Total Yards	237	448
Had QB sacked	4-29	2-12
Passes	30-16-2	19-16-0
Punts	5-43.6	1-51.0
Fumbles/Lost	1-1	3-3
Penalties/Yds.	4-27	2-15
A—73,479 paid 68,842 actual		
TV blackout in effect.		

INDIVIDUAL LEADERS

RUSHING— Patriots: van Eeghen 9-40, Collins 7-35.
Miami: Franklin 26-112-1 TD, Nathan 12-71, Woodley 1-16.
PASSING— Patriots: Grogan 30-16-2, 189 yards, 1 TD
Miami: Woodley 19-16-0, 246 yards, 2 TDs.
RECEIVING— Patriots: Hasselbeck 7-87-1 TD, Dawson 4-49, Collins 1-17.
Miami: Nathan 5-68, Hardy 3-23-2 TDs, Rose 2-47.

TOP PLAYOFF PERFORMANCES

Yards Rushing	68	Sam Cunningham at Oakland, 12-18-76
Rushing Attempts	20	Sam Cunningham at Oakland, 12-18-76
	19	Larry Garron at Buffalo, 12-28-63
TDs Rushing	1	Andy Johnson at Oakland, 12-18-76
Longest Rush	22	Sam Cunningham at Oakland, 12-18-76
Yards Passing	300	Babe Parilli at Buffalo, 12-28-63
Passing Attempts	35	Babe Parilli at Buffalo, 12-28-63
	30	Steve Grogan at Miami, 1-8-83
Pass Completions	16	Steve Grogan at Miami, 1-8-83
	14	Babe Parilli at San Diego, 1-5-64
	14	Babe Parilli at Buffalo, 12-28-63
TDs Passing	2	Babe Parilli at Buffalo, 12-28-63
Yards Receiving	129	Gino Cappelletti at Buffalo, 12-28-63 (4 rec)
	120	Larry Garron at Buffalo, 12-28-63 (4 rec)
	101	Russ Francis vs. Houston, 12-31-78 (8 rec)
Receptions	8	Russ Francis vs. Houston, 12-31-78
TD Receptions	2	Larry Garron at Buffalo, 12-28-63
Longest Reception	59t	Larry Garron from Babe Parilli at Buffalo, 12-28-63
Longest Int. Return	13	Ross O'Hanley at Buffalo, 12-28-63
Longest Punt	68	Tom Yewcic at San Diego, 1-5-64
Longest Punt Return	28	Art Graham at Buffalo, 12-28-63
Longest KO Return	47	Ray Clayborn vs. Houston, 12-31-78

PLAYOFF TIE-BREAKERS

DIVISION TIES

If, at the end of the regular season, two or more clubs in the same division finish with the best won-lost-tied percentage, the following steps will be taken until a champion is determined:

Two Clubs

1. Head-to-Head (best won-lost-tied) percentage in games between the clubs.
2. Best won-lost-tied percentage in games played within the division.
3. Best won-lost-tied percentage in games played within the conference.
4. Best won-lost-tied percentage in common games, if applicable.
5. Best net points in division games.
6. Best net points in all games.
7. Strength of schedule.
8. Best net touchdowns in all games.
9. Coin toss.

Three or More Clubs

(Note: if two clubs remain tied after a third club is eliminated during any step, tie-breaker reverts to Step One of two-club format.)

1. Head-to-Head (best won-lost-tied percentage in games among the clubs.)
2. Best won-lost-tied percentage in games played within the division.
3. Best won-lost-tied percentage in games played within the conference.
4. Best won-lost-tied percentage in common games.
5. Best net points in division games.
6. Best net points in all games.
7. Strength of schedule.
8. Best net touchdowns in all games.
9. Coin toss.

WILD CARD TIES

If necessary to break ties to determine the two Wild Card clubs from each conference, the following steps will be taken:

1. If all the tied clubs are from the same division, apply division tie-breaker.
2. If the tied clubs are from different divisions, apply the following steps:

(Note: If two clubs remain tied after third or other clubs eliminated, tie-breaker reverts to Step One of applicable two-club format.)

Two Clubs

1. Head-to-Head, if applicable.
2. Best won-lost-tied percentage in games played within the conference.
3. Best won-lost-tied percentage in common games, minimum of four.
4. Best average net points in conference games.
5. Best net points in all games.
6. Strength of schedule.
7. Best net touchdowns in all games.
8. Coin toss.

Three or More Clubs

1. Head-to-Head sweep (applicable only if one club has defeated each of the others or one club has lost to each of the others.)
2. Best won-lost-tied percentage in games played within the conference.
3. Best won-lost-tied percentage in common games, minimum of four.
4. Best average net points in conference games.
5. Best net points in all games.
6. Strength of schedule.
7. Best net touchdowns in all games.
8. Coin toss.

AFC VS NFC 1970-83

	AFC	NFC	Tie
1970	12	27	1
1971	15	23	2
1972	20	23	1
1973	19	19	2
1974	23	17	0
1975	23	17	0
1976	16	12	0
1977	19	9	0
1978	31	21	0
1979	36	16	0
1980	33	19	0
1981	24	28	0
1982	15	14	1
1983	26	26	0
Total	312	267	7

PATRIOTS' RADIO NETWORK



JOHN CARLSON

JON MORRIS

Veteran announcer John Carlson and former Patriots' center Jon Morris will begin their fifth season in 1984 as the broadcast team on the Patriots' Radio Network. Carlson, Sports Director at WEEI NEWSRADIO 59 in Boston, handles the play-by-play while Morris adds the color commentary and analysis.

For the second year in a row, WEEI's broadcasts of Patriots' games were honored by the Massachusetts Associated Press for best sports play-by-play.

Carlson has been Sports Director at WEEI since 1975, having joined the station in 1974. During his broadcast career, he has handled the play-by-play assignments for a number of teams including the Boston Celtics, Boston University football and hockey and numerous other schoolboy and collegiate games.

Morris was the Patriots' fourth round draft choice in 1964 after a standout career at Holy Cross. The Patriots' Rookie-of-the-Year in 1965, he played in 131 games as a Patriot from 1964-1974 before being traded to Detroit in 1975. He was named MVP of the Lions in 1977 and played his final year in the NFL with the Chicago Bears the following year (1978). Morris began his broadcast career as color commentator on the Patriots' radio broadcasts in 1979.

The Patriots' Radio Network is headed by flagship station WEEI NEWSRADIO 59 in Boston and is comprised of 29 stations. Formed when WEEI signed a multi-year pact with the Patriots in July, 1980, the network broadcasts each Patriots' preseason and regular season game, WEEI held the original radio broadcast rights to the Patriots' games for the first six years of the club's history.

As of June 1, 1984 the network includes the following affiliates:

MAINE

WIDE Biddeford
 WASY Gorham/Portland
 WRKD Rockland
 WTVL Waterville
 WDME Dover-Foxcroft

NEW HAMPSHIRE

WBRL Berlin
 WKXL Concord
 WMWV Conway
 WEMJ Laconia
 WKBR Manchester
 WWNH Rochester

CONNECTICUT

WRCQ Hartford/New Britain
 WLIS Old Saybrook
 WORQ Mystic
 WINY Putnam

MASSACHUSETTS

WEEI Boston
 WTTT Amherst
 WCIB Falmouth
 WFGL Fitchburg
 WHAI Greenfield
 WUPE Pittsfield
 WARE Ware
 WORC Worcester
 WSPR Springfield

RHODE ISLAND

WEAN Providence
 WWON Woonsocket

VERMONT

WDEV Waterbury
 WKVT Brattleboro

FLORIDA

WSBR Boca Raton

LOCAL MEDIA CONTACTS

NEWSPAPERS

Associated Press

Dave O'Hara, S.E.
Howard Ulman
184 High St.
Boston, MA. 02110
(617) 357-8100

Attleboro Sun Chronicle

Mark Farinella, S.E.
Peter Gobis
34 Main Street
Attleboro, MA. 02703
(617) 222-7000

Boston Globe

Vince Doria, S.E.
Bill Griffith
Ron Indrisano
Ron Borges
Will McDonough
Mike Madden
Leigh Montville
Jack Craig
135 Morrissey Blvd.
Boston, MA. 02125
(617) 929-3235

Boston Herald

Tom Gibbons, S.E.
Jack Thompson
Kevin Mannix
Lynn Snierson
Joe Fitzgerald
Tim Horgan
George Kimball
One Herald Square
Boston, MA. 02106
(617) 426-3000

Brockton Enterprise

Pete Farley, S.E.
Win Bates
Jim Fenton
Frank Stoddard
60 Main St.
Brockton, MA. 02408
(617) 586-6200

Christian Science Monitor

Larry Eldridge, S.E.
Ross Atkins
One Norway St.
Boston, MA. 02215
(617) 262-2300

Hartford Courant

Jim Smith, S.E.
Terry Price
Bob Sudyk
Owen Canfield
285 Broad St.
Hartford, CT. 06115
(203) 241-6200

Lawrence Eagle Tribune

Russ Conway, S.E.
Paul LaFond
100 Turnpike St.
No. Andover, MA. 01845
(617) 685-1000

Lowell Sun

Dave McArdle, S.E.
Jack Costello
15 Kearney Sq.
Lowell, MA. 01852
(617) 458-7100

Lynn Item

Ted Grant, S.E.
Red Hoffman
38 Exchange St.
Lynn, MA. 01903
(617) 593-7700

Middlesex News

Len Megliola, S.E.
Curt Garfield
33 New York Ave.
Framingham, MA. 01701
(617) 872-4321

New Bedford Times

Bob Stern, S.E.
Don Harrington
555 Pleasant St.
New Bedford, MA. 02742
(617) 997-7411

Patriot Ledger

Earl LaChance, S.E.
Ron Hobson
13 Temple St.
Quincy, MA. 02169
(617) 786-7063

Pawtucket Times

Terry Nau, S.E.
23 Exchange St.
Pawtucket, RI. 02862
(401) 722-4000

Providence Journal

Gene Buonacorsi, S.E.
Jim Donaldson
Bill Parillo
75 Fountain St.
Providence, RI. 02902
(401) 277-7340

Salem News

Bill Kipouras, S.E.
Carl Sygiel
155 Washington St.
Salem, MA. 01970
(617) 744-0600

Springfield Union-News

Dick Osgood, Ex. S.E.
Paul Donoghue, S.E. (News)
Garry Brown, S.E. (Union)
Carlo Imelio
Gerry Finn
Jim Fox
1860 Main St.
Springfield, MA. 01101
(413) 788-1259

United Press International

Fred Waterman, S.E.
One Herald Square
Boston, MA. 02106
(617) 542-2967

Worcester Telegram-Gazette

Jim Connolly, S.E. (Tel.)
John Buckley, S.E. (Gaz.)
Dick Cerasuolo
Gary Santaniello
John Gearen
20 Franklin St.
Worcester, MA. 01613
(617) 793-9100

Norwich Bulletin

Tom Perry, S.E.
66 Franklin St.
Norwich, CT. 06320
(203) 887-9211

TELEVISION STATIONS

WBZ, Channel 4 (NBC)

Bob Lobel, S.D.
Mike Dowling
Bob Neumeier
Alan Miller, Prod.
1170 Soldiers Field Rd.
Brighton, MA. 02134
(617) 787-7047

WCVB, Channel 5 (ABC)

Lee Webb, S.D.
Keith Olbermann
Mike Lynch
Mike Fernandes, Prod.
5 TV Place
Needham, MA. 02192
(617) 449-0400

WJAR, Channel 10 (NBC)

Chris Clark, S.D.
Frank Carpano
Jack Edwards
111 Dorrance St.
Providence, RI. 02903
(401) 751-5700

WLNE, Channel 6 (CBS)

Ken Bell, S.D.
Joe Becker
Jeff Simmons, Prod.
10 Orms St.
Providence, RI. 02904
(401) 751-6666

WNEV, Channel 7 (CBS)

John Dennis, S.D.
Gary Gillis
Cynthia Tepp
Frank Shorr, Prod.
Government Center
Boston, MA. 02114
(617) 725-0800

WPRI, Channel 12 (ABC)

Rick O'Brien, S.D.
Mike Gorman
Ron St. Pierre
25 Gatamore Blvd.
E. Providence, RI. 02914
(401) 438-7200

WLVI, Channel 56 (Independent)

Bill O'Connell, S.D.
75 Morrissey Blvd.
Boston, MA. 02125
(617) 265-5656

WTEN, Channel 10 (ABC)

Rip Rowan, S.D.
Ed O'Brien
341 Northern Blvd.
Albany, NY. 12204
(518) 436-0771

WGGB, Channel 40 (ABC)

Don Earle
Neil Hartman
Durham Caldwell, Prod.
P.O. Box 3633
Springfield, MA. 01101
(413) 785-1914

WWLP, Channel 22 (NBC)

Fred King, S.D.
John Deutzman
P.O. Box 2210
Springfield, MA. 01101
(413) 786-2200

RADIO STATIONS**WBZ (1030 AM)**

Gil Santos, S.D.
John Miller
Ed Coleman
1170 Soldiers Field Rd.
Boston, MA. 02134
(617) 787-7249

WEEI (590 AM)

John Carlson, S.D.
Dave Shea
Bob Melvin
4450 Prudential Twr.
Boston, MA. 02199
(617) 262-5900

WEAN (790 AM)

Chuck Wilson, S.D.
Sean McAdam
Eric Reid
290 Westminster Mall
Providence, RI. 02903
(401) 277-7981

WHDH (850 AM)

Tom Larson, S.D.
Eddie Andelman
Jim McCarthy
Mark Whitkam
Bruce Cornblatt, Prod.
441 Stuart St.
Boston, MA. 02116
(617) 247-0788

WXKS (108 FM)

Tom Cuddy, S.D.
99 Revere Beach Parkway
Medford, MA. 02155
(617) 395-2200

WQBK (1300 AM)

John Graney, S.D.
Box 1300
Albany, NY. 12201
(518) 462-5555

WTIC (1080 AM)

Arnold Dean
Charlie Brown, Prod.
One Financial Plaza
Hartford, CT. 00103
(203) 522-1080

WMRE (1510 AM)

Bob Gamere
Cliff Keane
Jim Dumont, Prod.
74 Landsdowne St.
Boston, MA. 02115
(617) 424-1524

WTTP (1060 AM)

Eli Schleifer
Ted Sullivan
Scott Whitley, Prod.
Andy Epstein, Prod.
George Bent
24 W. Central St.
Natick, MA. 01760
(617) 655-2500

WHYN (850 AM)

Jack O'Neil, S.D.
1331 Main St.
Springfield, MA. 01101
(413) 781-1011

WRKO (680 AM)

Glen Ordway, S.D.
Dan Davis
Gerry Moses
Mike Andrews
Don Makson, Prod.
3 Fenway Plaza
Boston, MA. 02215

WKOX (1190 AM)

John Tucker, S.D.
100 Mount Wayte Ave.
Framingham, MA. 01701
(617) 879-2222

IMPORTANT DATES**1984**

- July 13 Patriots open training camp at Bryant College, Smithfield, RI. All rookies and selected veterans report.
- July 20 Balance of veteran players report to training camp.
- August 3-5 First preseason weekend.
- August 14 Mandatory roster reduction to 70 players.
- August 18 Training camp ends.
- August 21 Mandatory roster reduction to 60 players.
- August 27 Mandatory roster reduction to 49 players.
- September 2 Regular season opens.
- October 9 Trading deadline.
- December 23 Wild Card Playoffs.
- December 29 Divisional Playoffs.
and 30

1985

- January 6 Conference Championships.
- January 20 Super Bowl XIX, Stanford Stadium, Palo Alto, CA
- January 27 AFC-NFC Pro Bowl, Hula Bowl, Honolulu, HI
- January 28 Trading period begins.
- February 1 Expiration date for all contracts due to expire in 1985.
- March 11-15 NFL Annual Meeting.

PATRIOTS IN PRO BOWL GAMES

1961

LB Tom Addison (1)
DB Fred Bruney (1)
DB Gino Cappelletti (1)
DE Bob Dee (1)
HB Larry Garron (1)
OT Jim Hunt (1)
OG Charlie Leo (1)

1962

LB Tom Addison (2)
DB Fred Bruney (2)
DE Larry Eisenhauer (1)
WR Jim Colclough (1)
DB Dick Felt (1)
OT Charlie Long (1)

1963

LB Tom Addison (3)
DT Houston Antwine (1)
LB Nick Buoniconti (1)
WR Gino Cappelletti (2)
DE Bob Dee (2)
DE Larry Eisenhauer (2)
FB Larry Garron (2)
DB Ron Hall (1)
OG Charlie Long (2)
OB Billy Neighbors (1)
QB Babe Parilli (1)

1964

LB Tom Addison (4)
DT Houston Antwine (2)
LB Nick Buoniconti (2)
WR/K Gino Cappelletti (3)
DE Bob Dee (3)
DE Larry Eisenhauer (3)
RB Larry Garron (3)
OC Jon Morris (1)
QB Babe Parilli (2)

1965

DT Houston Antwine (3)
LB Nick Buoniconti (3)
DE Bob Dee (4)
OC Jon Morris (2)

1966

DT Houston Antwine (4)
LB Nick Buoniconti (4)
WR/K Gino Cappelletti (4)
DE Larry Eisenhauer (4)
DT Jim Hunt (2)
OC Jon Morris (3)
FB Jim Nance (1)
OT Tom Neville (1)
QB Babe Parilli (3)
DB Chuck Shonta (1)
OG Len St. Jean (1)

1967

DT Houston Antwine (5)
LB Nick Buoniconti (5)
RB Larry Garron (4)
DT Jim Hunt (3)
OC Jon Morris (4)
FB Jim Nance (2)
OT Don Oakes (1)

1968

DT Houston Antwine (6)
WR/K Gino Cappelletti (5)
CB Leroy Mitchell (1)
OC Jon Morris (5)
OT Tom Neville (2)

1969

RB Carl Garrett (1)
DT Jim Hunt (4)
OC Jon Morris (6)
WR Ron Sellers (1)
QB Mike Taliaferro (1)
S Don Webb (1)

1970

OC Jon Morris (7)

1971-75

None

1976

TE Russ Francis (1)
OT Leon Gray (1)
OG John Hannah (1)
CB Mike Haynes (1)

1977

TE Russ Francis (2)
CB Mike Haynes (2)

1978

FB Sam Cunningham (1)
TE Russ Francis (3)
OT Leon Gray (2)
OG John Hannah (2)
CB Mike Haynes (3)

1979

OG John Hannah (3)
CB Mike Haynes (4)
WR Stanley Morgan (1)

1980

DE Julius Adams (1)
FS Tim Fox (1)
OG John Hannah (4)
CB Mike Haynes (5)
WR Stanley Morgan (2)
LB Steve Nelson (1)
PK John Smith (1)

1981

OG John Hannah (5)

1982

OG John Hannah (6)
CB Mike Haynes (6)

1983

P Rich Camarillo (1)
CB Ray Clayborn (1)
RB Tony Collins (1)
OG John Hannah (7)
OT Brian Holloway (1)

NOTE: The number shown in parentheses indicates the number of appearances in Pro Bowl play. From 1960-70, Patriots players played in the AFL All-Star Game prior to joining the NFL Pro Bowl competition in 1971.

SULLIVAN STADIUM



Not only has the Patriots' home taken on a new name, it has taken on a new look and is busier than ever.

As part of a long term, multi-million dollar marketing agreement between Anheuser-Busch, Inc. and Stadium Management Corporation (SMC), the former Schaefer Stadium took on a new and well deserved name beginning May 23, 1983.

At that time, Charles B. Fruit, Vice President — National Media for Anheuser-Busch said, "We have named this facility Sullivan Stadium as a tribute to the founder, owner and driving force of the Patriots, William H. Sullivan, Jr." Fruit also added that Sullivan and his family—one of the most prominent sporting families in America and New England—have made many contributions to the Greater Boston and Foxboro communities, and to the economic well-being of both.

Sullivan Stadium was originally built at the cost of \$6.7 million and financed through the private sale of more than 400,000 shares of stock in Stadium Realty Trust. The official ground breaking ceremony took place on September 23, 1970 and 326 days later (August 15, 1971) the first game was played at the new Foxboro facility. In that game, the Patriots posted a 20-14 win over the NY Giants before 60,423 fans.

With space to park 16,000 automobiles surrounding the stadium, the site covers an area of 15 acres and is as long as it is wide, 700 feet. In the process of excavating the bowl shape for the stadium, 250,000 cubic yards of earth was removed from the 35-foot deep hole. The J.F. White Construction Company of Newton, MA, then used 15,000 cubic yards of concrete and 660 tons of steel to erect the stadium.

Sullivan Stadium has had three different field surfaces during its existence with the newest installation being completed in 1984. In 1977, the original Poly-Turf surfaced was removed, an entirely new drainage system installed, the field crown raised four inches and the entire field was resurfaced with a SuperTurf carpet. During the 1984 field resurfacing project, SuperTurf was again used to cover the Sullivan Stadium floor. Lighting is provided by three towers with 324 mercury lamps (1500 watts per), 200 candle power per square foot on the playing field.

On November 6, 1981, the newly formed Stadium Management Corporation (SMC) headed by Patriots' Executive Vice President Chuck Sullivan, completed the purchase of the then named Schaefer Stadium and its related assets from Stadium Realty Trust. During the ensuing offseason, SMC began a multi-million dollar renovation and improvement program. With the work being done by the stadium's original builder, J.F. White Construction Company, the stadium took on a new look. Featured in the program was the installation of a Diamond Vision full color instant replay video scoreboard, a 20,000 square foot addition to the Patriots' administrative building, a complete renovation of the stadium's restroom facilities and the addition of 42 stadium suites to the press box facility. Included in the press box renovation was the addition of two more levels to the original two (including a fully modern media level) and the construction of two additional elevators to the existing one in service.

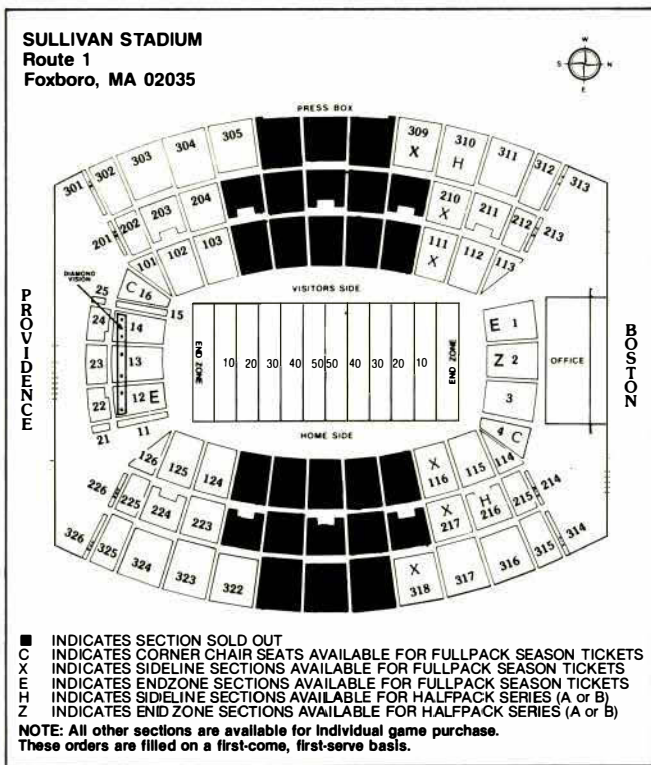
Prior to the major improvement work being completed, the stadium capacity was 61,297 for football. The new stadium capacity is now 60,606 and includes 5,604 sideline chair seats, 675 corner chair seats, 47,908 sideline seats and 6,419 endzone seats.

Sullivan Stadium means more than just New England Patriots' football, however. Boston College hosted three "headline" type games at Foxboro in 1983 and captured victories over Alabama, Penn State and Holy Cross. This year, Boston College will host North Carolina (September 22nd) and Syracuse (November 17th) at Sullivan Stadium.

In addition, Sullivan Stadium is also the site for the annual Massachusetts High School Super Bowl games. The state's three largest divisional championships are determined on the Sullivan Stadium surface.

Also, there are a wide variety of other popular events held in the newly renovated complex. During the Summer of 1984, The Boston Pops, Tony Bennett, Rosemary Clooney, Willie Nelson and the singing group Peter, Paul and Mary will all perform at Sullivan Stadium. A year earlier, The Police, David Bowie and Simon and Garfunkel all appeared at the Foxboro site.

But the non-Patriots events don't stop there. The New England Fair, featuring the James E. Strates Shows and other entertainment acts, was held at Sullivan for 10 days in late June. A Motorcycle Supercross competition is scheduled for late July, a Tractor/Truck Pull for early September and an Irish Festival in late August.



FOR THE RECORD. . . .

The Patriots entered their 1984 training camp with a roster including seven players with the last name of Williams.

1984 NATIONAL FOOTBALL LEAGUE SCHEDULE

(All times local)

FIRST WEEKEND

Sunday, Sept. 2

Atlanta at New Orleans	12:00
Cincinnati at Denver	2:00
Cleveland at Seattle	1:00
Kansas City at Pittsburgh	1:00
Los Angeles Raiders at Houston	3:00
Miami at Washington	1:00
New England at Buffalo	1:00
New York Jets at Colts	4:00
Philadelphia at New York Giants	1:00
St. Louis at Green Bay	12:00
San Diego at Minnesota	12:00
San Francisco at Detroit	1:00
Tampa Bay at Chicago	12:00

NBC-TV Doubleheader Week

Monday, Sept. 3

Dallas at Los Angeles Rams	6:00
----------------------------	------

SECOND WEEKEND

Thursday, Sept. 6

Pittsburgh at New York Jets	9:00
-----------------------------	------

Sunday, Sept. 9

Buffalo at St. Louis	12:00
Cleveland at Los Angeles Rams	1:00
Colts at Houston	3:00
Dallas at New York Giants	1:00
Denver at Chicago	12:00
Detroit at Atlanta	1:00
Green Bay at Los Angeles Raiders	1:00
Kansas City at Cincinnati	1:00
Minnesota at Philadelphia	1:00
New England at Miami	1:00
San Diego at Seattle	1:00
Tampa Bay at New Orleans	12:00

NBC-TV Doubleheader Week

Monday, Sept. 10

Washington at San Francisco	6:00
-----------------------------	------

THIRD WEEKEND

Sunday, Sept. 16

Atlanta at Minnesota	12:00
Chicago at Green Bay	12:00
Cincinnati at New York Jets	1:00
Denver at Cleveland	9:00
Detroit at Tampa Bay	4:00
Houston at San Diego	1:00
Los Angeles Raiders at Kansas City	12:00
Los Angeles Rams at Pittsburgh	4:00
New Orleans at San Francisco	1:00
New York Giants at Washington	4:00
Philadelphia at Dallas	3:00
St. Louis at Colts	1:00
Seattle at New England	1:00

CBS-TV Doubleheader Week

Monday, Sept. 17

Miami at Buffalo	9:00
------------------	------

FOURTH WEEKEND

Sunday, Sept. 23

Chicago at Seattle	1:00
Colts at Miami	4:00
Green Bay at Dallas	3:00
Houston at Atlanta	1:00
Kansas City at Denver	2:00
Los Angeles Rams at Cincinnati	1:00
Minnesota at Detroit	1:00
New York Jets at Buffalo	1:00
Pittsburgh at Cleveland	1:00
St. Louis at New Orleans	12:00
San Francisco at Philadelphia	1:00
Tampa Bay at New York Giants	4:00
Washington at New England	1:00

CBS-TV Doubleheader Week

Monday, Sept. 24

San Diego at Los Angeles Raiders	6:00
----------------------------------	------

FIFTH WEEKEND

Sunday, Sept. 30

Atlanta at San Francisco	1:00
Buffalo at Colts	1:00
Cleveland at Kansas City	12:00
Dallas at Chicago	12:00
Detroit at San Diego	1:00
Green Bay at Tampa Bay	4:00
Los Angeles Raiders at Denver	2:00
Miami at St. Louis	12:00
New England at New York Jets	1:00
New Orleans at Houston	3:00
New York Giants at Los Angeles Rams	1:00
Philadelphia at Washington	4:00
Seattle at Minnesota	12:00

CBS-TV Doubleheader Week

Monday, Oct. 1

Cincinnati at Pittsburgh	9:00
--------------------------	------

SIXTH WEEKEND

Sunday, Oct. 7

Atlanta at Los Angeles Rams	1:00
Denver at Detroit	1:00
Houston at Cincinnati	4:00
Miami at Pittsburgh	1:00
Minnesota at Tampa Bay	1:00
New England at Cleveland	1:00
New Orleans at Chicago	12:00
New York Jets at Kansas City	12:00
Philadelphia at Buffalo	1:00
St. Louis at Dallas	12:00
San Diego at Green Bay	3:00
Seattle at Los Angeles Raiders	1:00
Washington at Colts	1:00

NBC-TV Doubleheader Week

Monday, Oct. 8

San Francisco at New York Giants	9:00
----------------------------------	------

SEVENTH WEEKEND

Sunday, Oct. 14

Buffalo at Seattle	1:00
Chicago at St. Louis	12:00
Cincinnati at New England	1:00
Colts at Philadelphia	1:00
Dallas at Washington	4:00
Houston at Miami	1:00
Los Angeles Rams at New Orleans	12:00
Minnesota at Los Angeles Raiders	1:00
New York Giants at Atlanta	1:00
New York Jets at Cleveland	1:00
Pittsburgh at San Francisco	1:00
San Diego at Kansas City	12:00
Tampa Bay at Detroit	1:00

CBS-TV Doubleheader Week

Monday, Oct. 15

Green Bay at Denver	7:00
---------------------	------

EIGHTH WEEKEND

Sunday, Oct. 21

Chicago at Tampa Bay	1:00
Cleveland at Cincinnati	1:00
Denver at Buffalo	1:00
Detroit at Minnesota	12:00
Kansas City at New York Jets	4:00
Los Angeles Raiders at San Diego	1:00
Miami at New England	1:00
New Orleans at Dallas	9:00
New York Giants at Philadelphia	1:00
Pittsburgh at Colts	1:00
San Francisco at Houston	3:00
Seattle vs. Green Bay at Milwaukee	12:00
Washington at St. Louis	12:00

NBC-TV Doubleheader Week

Monday, Oct. 22

Los Angeles Rams at Atlanta	9:00
-----------------------------	------

NINTH WEEKEND**Sunday, Oct. 28**

Atlanta at Pittsburgh	4:00
Buffalo at Miami	4:00
Cincinnati at Houston	12:00
Colts at Dallas	12:00
Denver at Los Angeles Raiders	1:00
Detroit at Green Bay	12:00
Minnesota at Chicago	12:00
New Orleans at Cleveland	1:00
New York Jets at New England	1:00
St. Louis at Philadelphia	1:00
San Francisco at Los Angeles Rams	1:00
Tampa Bay at Kansas City	12:00
Washington at New York Giants	4:00
CBS-TV Doubleheader Week	
Monday, Oct. 29	
Seattle at San Diego	6:00

TENTH WEEKEND**Sunday, Nov. 4**

Cincinnati at San Francisco	1:00
Cleveland at Buffalo	1:00
Green Bay at New Orleans	12:00
Houston at Pittsburgh	1:00
Kansas City at Seattle	1:00
Los Angeles Raiders at Chicago	12:00
Los Angeles Rams at St. Louis	3:00
Miami at New York Jets	4:00
New England at Denver	2:00
New York Giants at Dallas	12:00
Philadelphia at Detroit	1:00
San Diego at Colts	1:00
Tampa Bay at Minnesota	12:00
NBC-TV Doubleheader Week	
Monday, Nov. 5	
Atlanta at Washington	9:00

ELEVENTH WEEKEND**Sunday, Nov. 11**

Buffalo at New England	1:00
Chicago at Los Angeles Rams	1:00
Colts at New York Jets	1:00
Dallas at St. Louis	12:00
Denver at San Diego	1:00
Detroit at Washington	1:00
Houston at Kansas City	12:00
Minnesota vs. Green Bay at Milwaukee	12:00
New Orleans at Atlanta	1:00
New York Giants at Tampa Bay	4:00
Philadelphia at Miami	1:00
Pittsburgh at Cincinnati	1:00
San Francisco at Cleveland	1:00
CBS-TV Doubleheader Week	
Monday, Nov. 12	
Los Angeles Raiders at Seattle	6:00

TWELFTH WEEKEND**Sunday, Nov. 18**

Cleveland at Atlanta	1:00
Dallas at Buffalo	1:00
Detroit at Chicago	12:00
Kansas City at Los Angeles Raiders	1:00
Los Angeles Rams vs. Green Bay at Milw.	12:00
Miami at San Diego	1:00
Minnesota at Denver	2:00
New England at Colts	1:00
New York Jets at Houston	3:00
St. Louis at New York Giants	1:00
Seattle at Cincinnati	1:00
Tampa Bay at San Francisco	1:00
Washington at Philadelphia	1:00
NBC-TV Doubleheader Week	
Monday, Nov. 19	
Pittsburgh at New Orleans	8:00

THIRTEENTH WEEKEND**Thursday, Nov. 22****(Thanksgiving Day)**

Green Bay at Detroit	12:30
New England at Dallas	3:00
Sunday, Nov. 25	
Atlanta at Cincinnati	1:00
Buffalo at Washington	1:00
Chicago at Minnesota	3:00
Colts at Los Angeles Raiders	1:00
Houston at Cleveland	1:00
Kansas City at New York Giants	1:00
Los Angeles Rams at Tampa Bay	1:00
Philadelphia at St. Louis	12:00
San Diego at Pittsburgh	1:00
San Francisco at New Orleans	3:00
Seattle at Denver	2:00
CBS-TV Doubleheader Week	
Monday, Nov. 26	
New York Jets at Miami	9:00

FOURTEENTH WEEKEND**Thursday, Nov. 29**

Washington at Minnesota	9:00
Sunday, Dec. 2	
Cincinnati at Cleveland	1:00
Colts at Buffalo	1:00
Dallas at Philadelphia	1:00
Denver at Kansas City	12:00
Detroit at Seattle	1:00
Los Angeles Raiders at Miami	4:00
New Orleans at Los Angeles Rams	1:00
New York Giants at New York Jets	1:00
Pittsburgh at Houston	12:00
St. Louis at New England	1:00
San Francisco at Atlanta	1:00
Tampa Bay at Green Bay	12:00
NBC-TV Doubleheader Week	
Monday, Dec. 3	
Chicago at San Diego	6:00

FIFTEENTH WEEKEND**Saturday, Dec. 8**

Buffalo at New York Jets	12:30
Minnesota at San Francisco	1:00
Sunday, Dec. 9	
Atlanta at Tampa Bay	1:00
Cincinnati at New Orleans	12:00
Cleveland at Pittsburgh	1:00
Green Bay at Chicago	12:00
Houston at Los Angeles Rams	1:00
Miami at Colts	1:00
New England at Philadelphia	1:00
New York Giants at St. Louis	12:00
San Diego at Denver	2:00
Seattle at Kansas City	12:00
Washington at Dallas	3:00
CBS-TV Doubleheader Week	
Monday, Dec. 10	
Los Angeles Raiders at Detroit	9:00

SIXTEENTH WEEKEND**Friday, Dec. 14**

Los Angeles Rams at San Francisco	6:00
Saturday, Dec. 15	
Denver at Seattle	1:00
New Orleans at New York Giants	12:30
Sunday, Dec. 16	
Buffalo at Cincinnati	1:00
Chicago at Detroit	1:00
Cleveland at Houston	12:00
Colts at New England	1:00
Green Bay at Minnesota	12:00
Kansas City at San Diego	1:00
New York Jets at Tampa Bay	1:00
Philadelphia at Atlanta	4:00
Pittsburgh at Los Angeles Raiders	1:00
St. Louis at Washington	1:00
NBC-TV Doubleheader Week	
Monday, Dec. 17	
Dallas at Miami	9:00

THE FRITO-LAY STORY



A UNIQUE FUNDING TRIANGLE

In our quest to improve the quality of life for Boston's youth the Boys and Girls Clubs of Boston depends heavily on the generosity of others. The Frito-Lay Company is a prime example of an advocate of the Clubs via an imaginative funding triangle thanks to the New England Patriots.

Here's how it works. As the Patriots score points, Frito-Lay scores for the children of Boston, donating \$100 to the Boys and Girls Clubs for each point! During last season the Patriots scored 333 points making Frito-Lay's 1983 total donation \$33,300 and bringing the grand total to \$333,800 since the program's inception in 1976. Throughout the country and, of course, in Boston, businessmen, parents, and the community at large hail this program as one of the most creative charitable donations in existence.

The funds are designated for a very special purpose...the Boys and Girls Clubs-Frito-Lay Tutorial Assistance Program (known as the Frito-Lay TAP). This education program directly serves over 1,000 children in each of three Clubhouses. Counsellors and tutors reinforce school work, stressing the importance of a well-rounded education. Like the athlete, the student is taught to work daily to improve his skills. Each youngster's individual needs determine the type of supplemental training he or she receives. Some require help in vocabulary and reading. Others lack sufficient mathematics skills. Still others reap the benefits of science instruction through practical lessons at the Museum of Science.

The TAP program provides a strong base for the educational and emotional development of our inner-city kids. Frito-Lay puts their money where it counts, where it will do something positive for our children, and thus, for our community. Since 1976, the Boys and Girls Clubs of Boston has annually turned to Frito-Lay for assistance in meeting our large financial challenges. Just as regularly, Frito-Lay has been there.

For eight years, Frito-Lay has also supported the Clubs Annual Awards Dinner in the Charlestown, Roxbury, and South Boston communities. These events focus on the outstanding leadership and achievements of our individual members. Recognition supported by Frito-Lay is especially important for our children.

For eight years, Frito-Lay has stood behind our Tri-Club Program, designed to encourage an atmosphere of harmony, understanding, and productive interaction between girls and boys of all races and religions.

For eight years, Frito-Lay has supported the World of Work Program, designed to help unemployed inner-city teenagers become successful members of the work force.

**FOR EIGHT YEARS,
FRITO-LAY HAS BEEN A VERY GOOD FRIEND.**

Thank you, Frito-Lay.

SINCE 1893
BOYS AND GIRLS CLUBS OF BOSTON


Frito-Lay and the Patriots team up for a better Boston.

Frito-Lay, Inc., maker of LAY'S® and RUFFLES® brand potato chips, donates \$100 to the Boys and Girls Clubs of Boston for each point scored this season.



Challenge
For Children

WHERE YOUR SEARCH FOR NEWS ENDS.



Your news search is over when you tune to WEEI newsradio 590...on the far left side of your AM dial. We have more reporters and do more live updates than any other radio station in town. And we're a CBS affiliate, giving you national CBS news coverage in addition to the local news, sports and weather.

Best of all, we're on twenty-four hours a day, seven days a week, so you never have to wait for news. Keep your radio tuned to WEEI and you'll never need to search for news again.

THE NEWS IS ON RIGHT NOW.

NEWSRADIO
WEEI 590 AM