



**CREATING**


# **CONNECTION**

**ANNUAL REPORT 2019**  
REGIONAL AIRLINE ASSOCIATION



**CREATING**  
**CONNECTION**





*What does this mean? We create connections naturally in our society, with our family, loved ones, business associates and wider social networks. But when it comes to building infrastructure, connections aren't inherent. We must work hard to build and preserve them. That's what we do every day at the Regional Airline Association—we help our members keep North America connected.*

**INTRODUCTION** **6**

---

RAA Staff & Board of Directors ..... 6  
Welcome Letters ..... 8  
Industry at a Glance ..... 12

**INDUSTRY STATISTICS** **14**

---

2018 at a Glance ..... 16  
Regional Airline Statistics 2009-2018 ..... 19

**TRAFFIC, CAPACITY,  
& OPERATIONS** **20**

---

Airports with Regional Service ..... 20  
Airports with ONLY Regional Service ..... 20  
Service at U.S. Airports ..... 20  
Passengers Enplaned (Millions) ..... 21  
Average Daily Departures ..... 21  
Average Load Factor ..... 21  
Average Passenger Trip Length ..... 22  
2018 Departures and Enplanements ..... 23  
Full-time Equivalent Employees ..... 23  
Revenue Passenger Miles ..... 25  
Available Seat Miles ..... 25  
Average Seating Capacity ..... 25  
Average Passenger Trip Length ..... 25  
Regional Airline Partnerships ..... 26  
Enplanements & Corporate Groupings  
of Top 50 U.S. Regional Airlines ..... 28  
2018 Regional Aircraft Statistics ..... 29

**CONTENTS**



**FAA CERTIFICATED  
AIRMEN ANALYSIS****30**

ATP AMEL Pilots with Valid 1st Class Medicals by Age .....	30
Original Issuance ATP AMEL and R-ATP AMEL .....	31
Percentage of Original Issuance ATP AMEL with Restricted Privileges .....	31

**SAFETY****32**

Safety Record of U.S. Air Carriers Operating Under 14 CFR 121, Scheduled Service .....	32
Safety Record of U.S. Air Carriers Operating Under 14 CFR 135, Scheduled Service .....	33

**REGIONAL AIRCRAFT STATISTICS****34**

RAA Member Airline Fleet .....	36
Regional Airline Fleet Details by Airline .....	38
Regional Airline Fleet Details by Manufacturer .....	39
Composition of Regional Airline Fleet 2019 .....	40

**U.S. AIRPORTS  
& REGIONAL SERVICE****42**

Top 50 U.S. Airports .....	44
U.S. Airports Served Exclusively by Regional Airlines ...	45
Top 50 U.S. Airports for Regional Departures .....	46
Shortest & Longest Regional Routes (Lower 48) .....	48
Regional Airline Transborder Service .....	48
Passenger Service in U.S. by State .....	49-67

**DIRECTORIES****68**

RAA Airline Member Directory .....	70
Associate Member Council Directory .....	76
Letter from Chair of Associate Member Council .....	78
Associate Members Index Alphabetical .....	80
Associate Members Index by Category .....	81
Associate Members Listings .....	82-94

**REFERENCE****96**

U.S. Part 135/Part 121 Certificated Air Carriers .....	96
U.S. Airport Codes .....	99

# ENTS

# THIS IS RAA

## RAA STAFF



**FAYE MALARKEY BLACK**  
PRESIDENT & CEO



**BILL WHYTE**  
VICE PRESIDENT, AVIATION OPERATIONS  
& TECHNICAL SERVICES



**NOBUYO REINSCH**  
VICE PRESIDENT, AVIATION SAFETY  
& SECURITY



**DREW JACOBY LEMOS**  
DIRECTOR, GOVERNMENT AFFAIRS



**SHARON SMITH-PROSPER**  
EXECUTIVE ASSISTANT

### Regional Airline Association

1201 15th St., NW, Suite 430  
Washington, DC 20005

**P:** (202) 367-1170 **F:** (202) 367-2170

**E-mail:** [raa@raa.org](mailto:raa@raa.org)

The 2019 RAA Annual Report is  
available online at: [www.raa.org](http://www.raa.org)

**Print copies** of the 2019 RAA Annual  
Report are available for \$35 each. Special  
bulk rates for orders of five or more reports  
are available upon request. Please email  
[membership@raa.org](mailto:membership@raa.org) to order.

For **media inquiries** or questions about  
this report, please contact [media@raa.org](mailto:media@raa.org).

Interested in **advertising** in this publication?  
Email [media@raa.org](mailto:media@raa.org).

©2019 RAA All rights reserved



# BOARD OF DIRECTORS



**RICK LEACH**  
CHAIR  
Trans States Holdings



**DION FLANNERY**  
VICE CHAIR  
PSA Airlines



**CHIP CHILDS**  
TREASURER  
SkyWest, Inc.



**TIM KOMBEREC**  
SECRETARY  
Empire Airlines



**BRYAN BEDFORD**  
IMMEDIATE PAST CHAIR  
Republic Airways



**JOE MILLER**  
EXECUTIVE CMTE. AT-LARGE  
Endeavor Air



**LINDA MARKHAM**  
EXECUTIVE CMTE. AT-LARGE  
Cape Air

**CHRISTINE DEISTER**  
Air Wisconsin Airlines

**RICK HOEFLING**  
CommutAir

**ROB TRUAX**  
Compass Airlines

**PEDRO FABREGAS**  
Envoy Air

**SUBODH KARNIK**  
ExpressJet Airlines

**TERRY BASHAM**  
GoJet Airlines

**MARK SLACK**  
Grand Canyon Airlines

**JOE SPRAGUE**  
Horizon Air

**COLIN COPP**  
Jazz Aviation

**JONATHAN ORNSTEIN**  
Mesa Airlines

**WILLIAM BENDOKAS**  
New England Airlines

**LYLE HOGG**  
Piedmont Airlines

**DAVID PFLIEGER**  
Ravn Alaska

**JESUS MEDINA**  
Seaborne Airlines

**BRIAN RANDOW**  
Trans States Airlines

## Annual Report Production

**CONTRAST & CO.**  
Design and Layout

**DELTA AIRPORT CONSULTANTS**  
Data Preparation

**JENNIFER SUNDERMAN**  
Additional Data Support

## Convention Team

**DIANA LUNDIE**  
Exhibit Sales & Sponsorship

**SARA HAUKAP**  
Convention Manager



*Regional airlines are the keystone of North American air travel, connecting passengers and shippers from communities of all sizes with the rest of the world. In smaller communities, these connections represent an economic lifeline; in fact, most U.S. airports (63%) receive their only source of scheduled, commercial air service from regional airlines. With fewer passengers and shippers to board airplanes, smaller communities cannot support air service by larger airlines and larger aircraft. RAA members take pride in serving communities with aircraft that are appropriately sized to meet their needs.*





### Faye Malarkey Black

President and CEO, Regional Airline Association

The benefits are clear for smaller communities, but regional airlines support every aspect of the Air Transportation System. Major airlines partner with regional airlines to reach passengers they could not otherwise serve, bringing passengers and shipments through hub airports and beyond—offering a safe, seamless and reliable brand experience throughout. Without regional airlines, these connections would be broken and the quality of life at smaller communities would dim considerably—with residents unable to easily visit friends and family, travel for work or access specialized health care or receive timely shipments of goods, including perishable medical supplies. Without regional airlines to connect smaller markets to the global network, travelers would spend hours on the highway—a much less safe form of travel—to reach an airport with service. Even in larger markets, regional airlines bring value by supplementing major airline routes, adding frequency and enhancing competition. This allows major airlines to be more flexible and responsive to their customers. For communities, it means more destinations and departures and enhanced connectivity.

Given the role of regional airlines in smaller markets, a recent industry contraction—driven almost singularly by a shortage of airline pilots—led to diminished air service across the country. A growing shortage of maintenance technicians represents another concerning trend. Despite these challenges, and through relentless innovation and workforce investment, regional airlines have regained strength; enplanements ticked up this year, reaching levels not seen since 2013. This recovery reflects the success of regional airline initiatives aimed at recruiting and supporting the next generation of pilots and technicians, including outreach, tuition reimbursement and other financial support, career flow programs with universities and major airlines and markedly higher compensation starting with year one.

These market-based solutions have generated career interest, although progress has been partial. New data included in this year's report looks at the distribution of part 121 airline qualified pilots by age. Compared to last year, the age distribution of the airmen population shifted positively in the under 30 range,

with more young pilots entering the workforce. Nonetheless, a larger shift occurred in the 60+ range during the same timeframe, suggesting that new airmen are not being created at an equal pace to those reaching mandatory retirement age. With passenger demand continuing to climb, half of today's qualified pilots face mandatory retirement within 15 years and 15% face that hard stop within five years. Despite more pilots entering the workforce, we are not keeping pace with retirements, let alone predicted growth.

Resolution demands a dramatic expansion of the population of students pursuing aviation careers. Women comprise 6% of the pilot workforce and 2% of the maintenance workforce, although we make up 50% of the overall workforce. Similarly, too few people of color are in our airline flight decks and MRO facilities. This needs to change. Airlines have centered workforce diversification; yet, students from all walks of life are deterred from the career because they cannot afford training. Student loan caps fall well below pilot flight education costs and aspiring aviators are left to fund the difference. This financing gap can exceed six figures. Those with means turn to the bank of mom and dad; those without means are left out. Industry-led efforts have renewed interest in aviation; now policymakers should address the student loan cap gap so more students have access.

RAA is working to support our future workforce so our members can continue making connections for communities large and small. To learn more about our efforts and how you can support them, please visit [www.raa.org](http://www.raa.org).

### Faye Malarkey Black

President and CEO, Regional Airline Association



## *Dear RAA Members and Friends,*

Regional airlines are incredibly resilient businesses. Despite a myriad of challenges, we continue to be an indispensable part of the global airline network—safely connecting people to the larger world, no matter where they live. I'm proud to be a part of this industry.

As RAA's chair, my focus is fixed firmly on the future. How do we get young people interested in careers in commercial aviation? Nearly half of today's pilot workforce faces mandatory retirement within the next 15 years. Thirty percent of aviation technicians are near or at retirement. In the face of these retirements, demand for air travel is at an all-time high. The only way we can meet this demand is by adding more pilots and technicians to the career pipeline. We can achieve this by ensuring more young people can afford the training they need to achieve their career aspirations and by simultaneously implementing creative solutions to attract a new generation of talent.

This year's Congressional Fly-In provided the RAA with a valuable opportunity to get our message in front of influential members of Congress, as well as the Secretary of Transportation, the Honorable Elaine Chao. Secretary Chao played a key role in jumpstarting Congressional interest in the pilot shortage through the well-received Forces to Flyers program.





### Rick Leach

Chairman of the Board, Regional Airline Association



My big takeaway from those meetings—other than one should wear comfortable shoes to walk the halls of our nation’s capital—is that RAA has been quite successful in changing the parameters of the debate in Washington regarding the future of the aviation workforce. The five-year FAA reauthorization bill passed last year contained numerous workforce provisions, and during this year’s fly-in, lawmakers clearly understood the severity of the problem and were more willing than ever to collaborate on additional solutions.

We also urged lawmakers to include provisions in a higher education bill to ease the financial burden on prospective pilots. Today’s federal financial aid system leaves aspiring pilots without sufficient funds to cover their education; pilot education costs can exceed \$200,000 for an undergraduate professional pilot bachelor’s degree, and student loan ceilings leave most of this cost unsupported. The return on a pilots’ investment is high—better than that of doctors and lawyers—yet students without access to private wealth cannot afford or finance the training needed for their chosen profession.

My colleagues and I continue to take steps to make the commercial airline career path more attractive—through compensation and other benefits like tuition reimbursement; institutional partnerships; leadership development programs to attract underrepresented groups; flow-through agreements with universities and our mainline partners; and in some cases, even foundational flight and maintenance technician training.

Additionally, we’ve recognized the importance of exposing students to aviation career opportunities early, and we’ve expanded our career outreach efforts to high school, and even elementary school students. And the RAA’s new 501c(3) scholarship program will provide talented aviators with more needed financial assistance than ever.

Within the pages of this annual report, one can find the numbers and trends that tell a compelling story: regional aviation is as vital as ever, but it is going to take a collective effort—from Washington to the industry to universities and training institutions—to reach what should be a bright future.

### Rick Leach

Chairman of the Board, Regional Airline Association





**570** small community airports served exclusively or primarily by regional airlines drive **\$134B** in economic activity per year and create **1M jobs** and generate **\$36B** in wages and commensurate tax revenues in local communities.

*\*Source: Delta Airport Consultants*









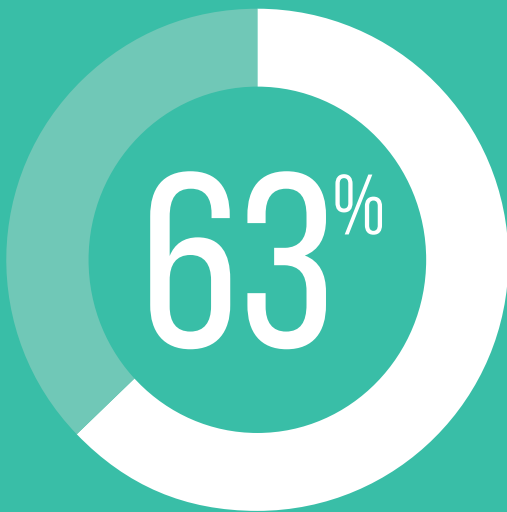
# INDUSTRY STATISTICS



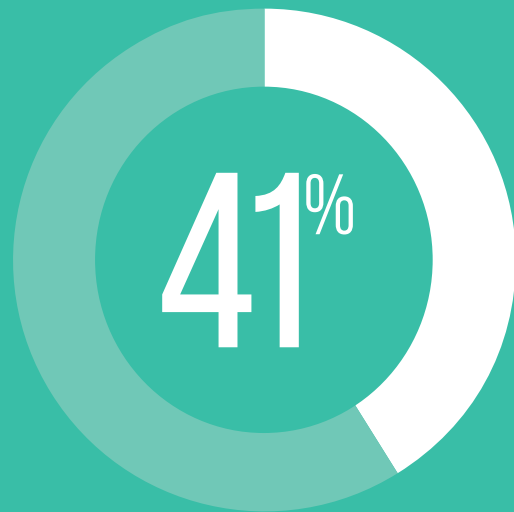


# 2018

## AT A GLANCE.



**63%** of U.S. airports with scheduled passenger air service get their **ONLY** source of air service from regional airlines.



**41%** of scheduled passenger departures were operated by U.S. regional airlines.







**BOSE**

AVIATION



Lighter 4.5 ounce (128 gram) on-head weight provides improved stability and comfort on long flights.

Three modes of noise cancellation, now with improved low mode.

Incorporates more than 30 U.S. design and utility patents.

Improved tap control for talk-through communication.

FAA TSO and E/TSO-C139a certified and compatible with TSO certified systems.

New lighter, thinner, more flexible cable allows improved stability and freedom of movement.

INTRODUCING PROFLIGHT SERIES 2

NEW

# Engineered by Bose. Refined by pilots.

The ProFlight Series 2 builds upon the advanced technology of the original, and is the most lightweight, compact and comfortable aviation headset Bose has ever produced. The ProFlight Series 2 is engineered and refined for the way professional pilots fly, and now offers numerous updates and enhancements based on pilot input. **Experience the changes for yourself - learn more and order at [Bose.com/ProFlight](https://Bose.com/ProFlight).**



Connect with us @BoseAviation



©2019 Bose Corporation. All rights reserved.

# REGIONAL AIRLINE STATISTICS 2009-2018

	2009	2010	2011	2012	2013	2014	2015	2016	2017	2018
<b>U.S. Regional Certificated Carriers</b>	67	66	68	66	63	65	64	67	65	66
<b>Departures Completed (millions)</b>	4.66	4.69	4.59	4.46	4.34	4.11	3.87	3.81	3.68	3.86
<b>Average Daily Departures</b>	12,767	12,843	12,570	12,209	11,898	11,260	10,613	10,452	10,081	10,571
<b>Average Seating Capacity</b>	55	56	56	56	56	58	61	62	64	63
<b>Passengers Enplaned (millions)</b>	157.66	164.1	162.18	161.34	159.13	157.56	156.56	154.92	153.29	159.06
<b>Average Passenger Trip Length (miles)</b>	459	467	471	469	471	477	478	488	487	489
<b>Average Load Factor</b>	74.92%	76.56%	76.40%	78.01%	78.33%	79.94%	80.55%	79.56%	78.78%	79.37%
<b>Fleet Flying Hours (thousands)</b>	5,002	5,048	5,021	4,853	4,782	4,522	4,302	4,255	4,137	4,346
<b>Revenue Passenger Miles (billions)</b>	72.29	76.62	76.24	75.60	74.94	75.11	74.75	75.46	74.49	77.80
<b>Available Seat Miles (billions)</b>	96.49	100.07	99.78	96.90	95.67	93.95	92.80	94.84	94.55	98.02

Source: Delta Airport Consultant Analysis

# TRAFFIC, CAPACITY, & OPERATIONS

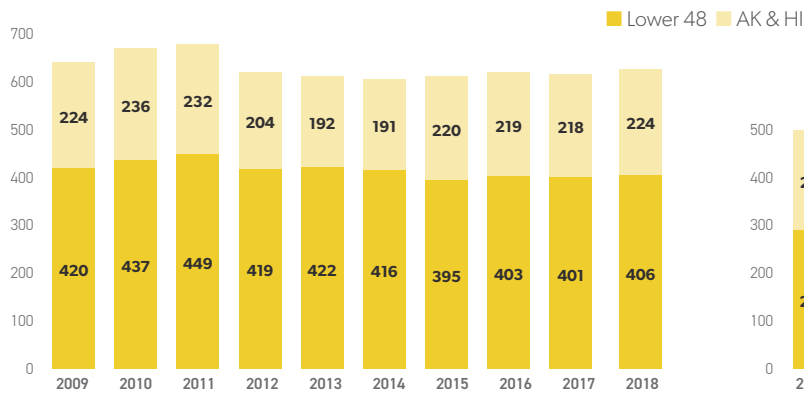
# 630

U.S. Airports with Regional Service in 2018\*

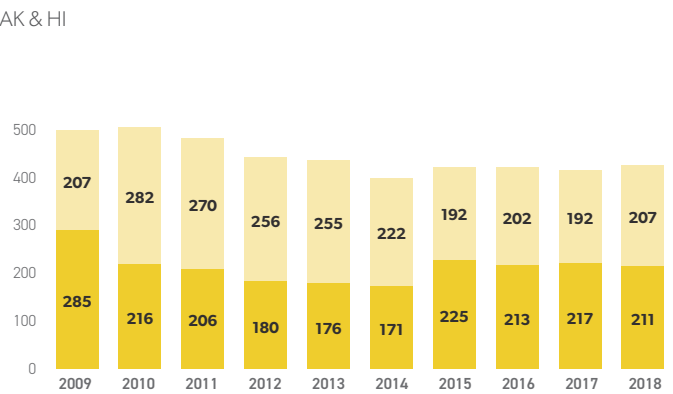
# 418

U.S. Airports with **ONLY** Regional Service in 2018\*

## Airports with Regional Service

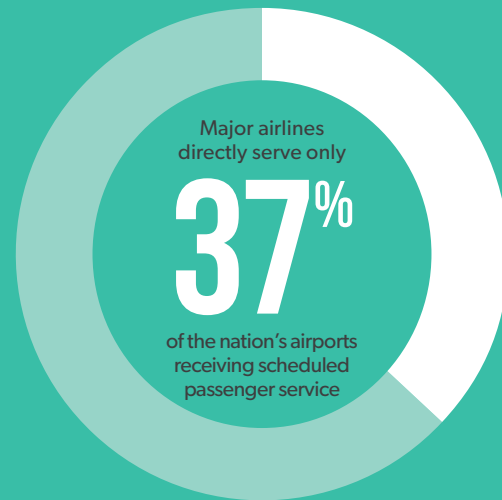


## Airports with ONLY Regional Service



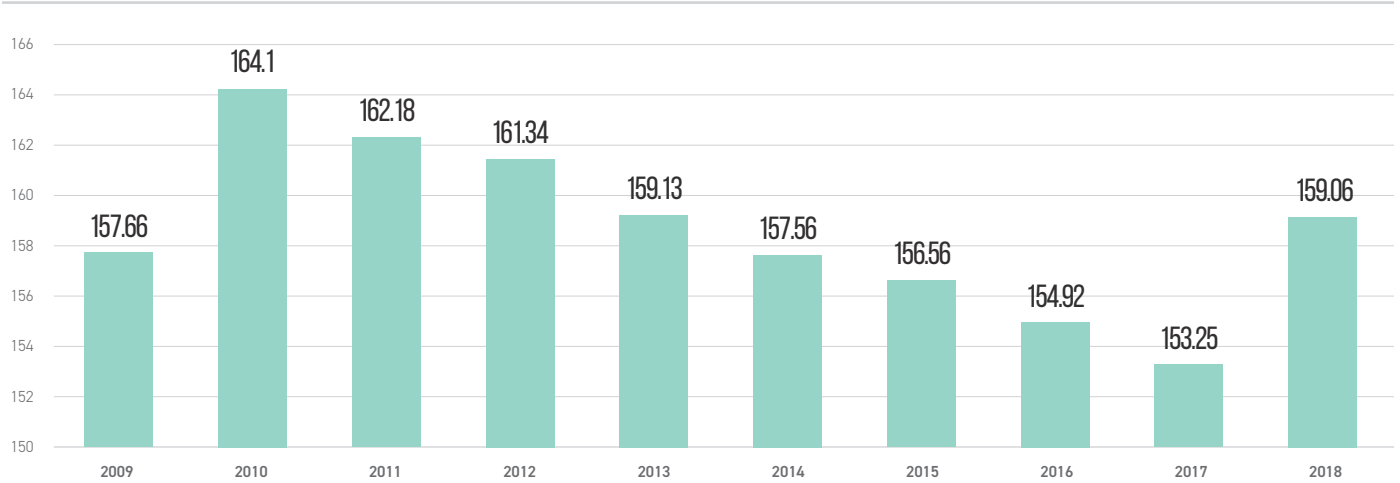
Source: Years 2008-2017 reflect values reported in previous annual reports; 2018 use Innovata schedules.  
\*Data refers to airports currently receiving scheduled, commercial air service

## Service at U.S. Airports



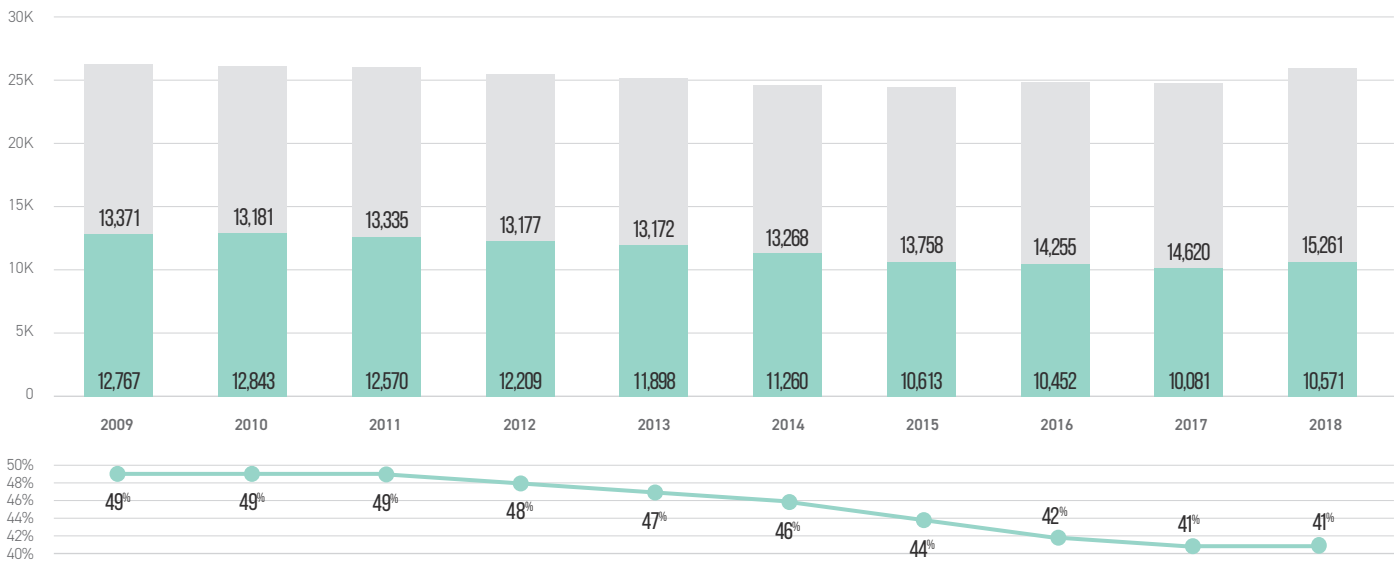


## Passengers Enplaned (Millions)



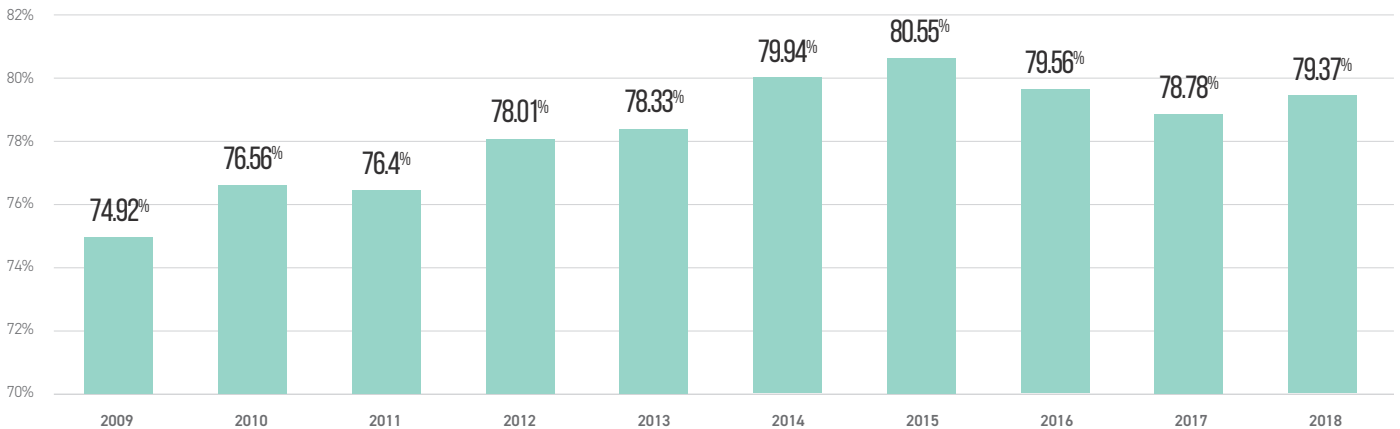
## Average Daily Departures

Regional Other



Source: BTS Air Carrier Statistics Form 41 Traffic: T-100 Segment (U.S. Carriers Only)

## Average Load Factor



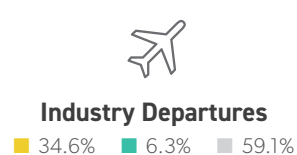
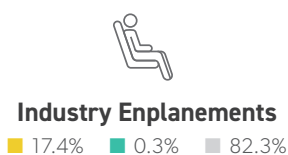
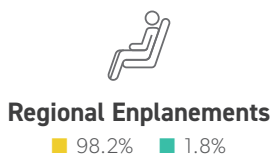
## Average Passenger Trip Length

---



## 2018 Departures and Enplanements

■ RAA Regional Airlines ■ Non-RAA Regional Airlines ■ Non-Regional Airlines



## Full-time Equivalent Employees — Regional Airlines

August 2015 - 2019\*

Rank	Airline	2015	2016	2017	2018	2019	2015-2019	2018-2019
1	SkyWest	10,049	10,581	11,970	14,303	15,178	+51.0%	+6.1%
2	Envoy	9,714	10,889	12,025	13,123	14,426	+48.5%	+9.9%
3	Chautauqua, Shuttle, and Republic Combined#	5,708	5,122	5,643	5,856	6,123	+7.3%	+4.6%
4	Endeavor	3,251	3,695	3,992	4,557	4,677	+43.9%	+2.6%
5	PSA	2,295	2,660	3,141	4,011	4,609	+100.8%	+14.9%
6	Horizon	3,179	3,273	3,574	3,640	3,794	+19.3%	+4.2%
7	Mesa	2,697	3,114	3,105	3,372	3,594	+33.3%	+6.6%
8	ExpressJet	7,655	6,567	5,005	3,302	2,757	-64.0%	-16.5%
9	Compass	1,607	1,909	1,717	1,725	1,589	-1.1%	-7.9%
10	GoJet	1,194	1,339	1,350	1,246	1,070	-10.4%	-14.1%
11	Air Wisconsin##	1,882	1,528	1,349	N/A	N/A	N/A	N/A
	<b>Total</b>	<b>49,231</b>	<b>50,677</b>	<b>52,871</b>	<b>55,135</b>	<b>57,817</b>	<b>+17.4%</b>	<b>+4.9%</b>

Source: Bureau of Transportation Statistics

\* Full-time Equivalent Employee (FTE) calculations count two part-time employees as one full-time employee.

# Effective the end of December 2016, Republic and Shuttle America combined operations and Shuttle America ceased operating.

\*\* Effective the end of 2017, Air Wisconsin was no longer required to report monthly employment numbers.

N/A: Carriers did not meet the standard for filing, was no longer operating, merged with another operating carrier or failed to file. See previous notes.

# 57,817

Full-time equivalent employees are employed by the 10 highest-employing U.S. regional airlines

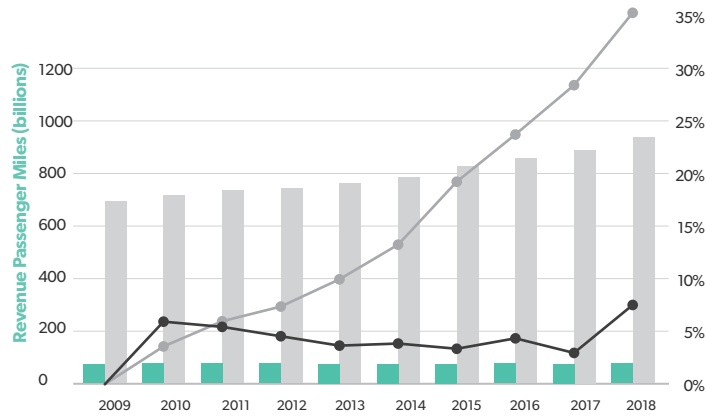




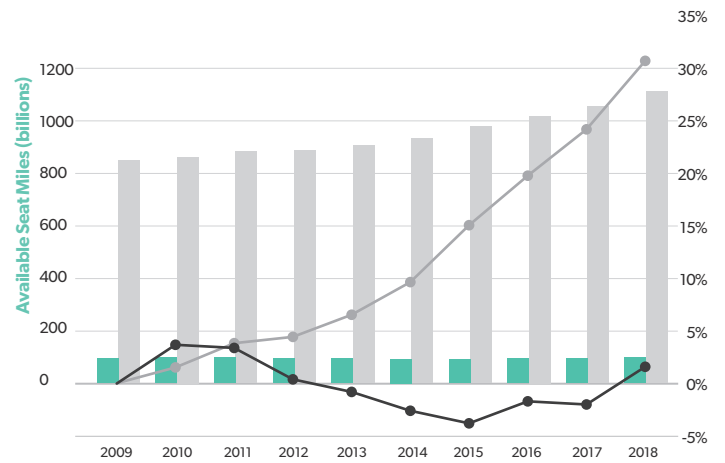
# COMPARATIVE TRENDS IN U.S. PASSENGER AIRLINE SERVICE

■ Regional Airlines   ■ Non-Regional Airlines   ● % Change Regional Airlines vs. 2009   ● % Change Non-Regional Airlines vs. 2009

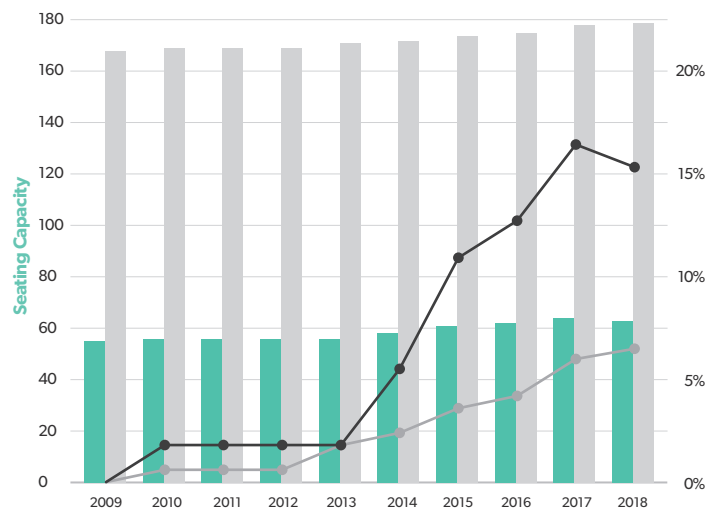
## Revenue Passenger Miles (RPMs) - billions



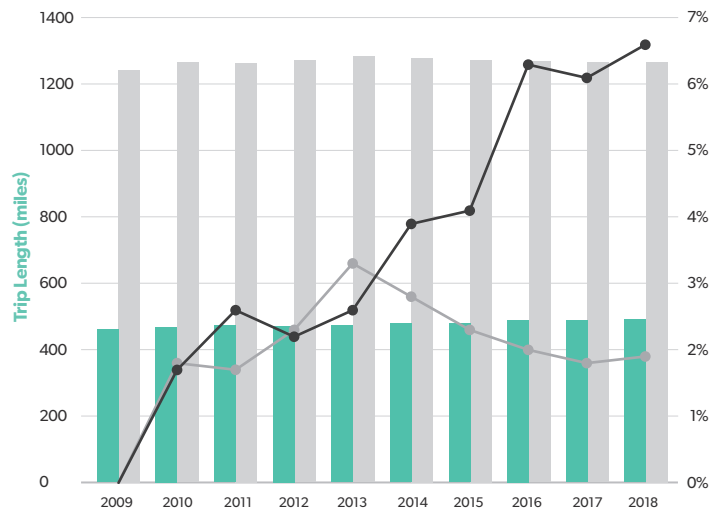
## Available Seat Miles (ASMs) - billions



## Average Seating Capacity



## Average Passenger Trip Length



Source: Delta Airport Consultant Analysis

# REGIONAL AIRLINE PARTNERSHIPS

Wholly owned subsidiaries of major airlines shown in *italic*.

Marketing Carrier	Regional Brand	Operating Carrier
Air Canada (AC)  <b>AIR CANADA</b>	Air Canada Express	Air Georgian (ZX) Exploits Valley Air Services (8K) Jazz Aviation LP (QK) Sky Regional (RS)
Alaska Air Group (AS) 	Alaska Airlines	<i>Horizon Air (QX)</i> PenAir (KS) SkyWest Airlines (OO)
American Airlines (AA) 	American Eagle	Compass Airlines (CP) <i>Envoy Air (MQ)</i> Mesa Airlines (YV) <i>Piedmont Airlines (PDT)</i> <i>PSA Airlines (JIA)</i> Republic Airways (YX) SkyWest Airlines (OO)
Delta Air Lines (DL)  <b>DELTA</b>	Delta Connection	<i>Endeavor Air (9E)</i> Republic Airways (YX) SkyWest Airlines (OO)
United Airlines (UA) 	United Express	Air Wisconsin Airlines (ZW) CommutAir (C5) ExpressJet Airlines (EV) GoJet Airlines (G7) Mesa Airlines (YV) Republic Airways (YX) SkyWest Airlines (OO) Trans States Airlines (AX)

**RAA**

# SEE YOU IN PHOENIX

AT THE 45TH ANNUAL RAA CONVENTION  
**SEPTEMBER 29–OCTOBER 2, 2020**

Back by popular demand! Please join us next year when we land in Phoenix—one of our all-time favorite convention destinations. There you will network with partners and customers, learn about critical industry initiatives, hear the latest from influencers and decision-makers, and work together to protect and strengthen our industry in the Valley of the Sun.

**#RAA2020 #RAAinPHX**

Interested in attending, exhibiting or sponsorships at **RAA2020**?  
Learn more at [www.raa.org/convention2020](http://www.raa.org/convention2020).



# Enplanements & Corporate Groupings of Top 50 U.S. Regional Airlines (Enplanements)

RAA Member Airlines shown in **bold**.

2018 Individual Carrier Rank	2018 Carrier Group Rank	Carrier	2018 Marketing Codes	2018 Passengers Enplaned	Percent of Total	2018 Enplaned Group Total
	<b>1</b>	<b>SkyWest, Inc.</b>			<b>30.41%</b>	<b>48,362,559</b>
1		SkyWest Airlines	AA/AS/DL/UA	39,081,950	24.57%	
7		ExpressJet	AA/DL/UA	9,280,609	5.83%	
	<b>2</b>	<b>American Airlines Group</b>			<b>19.56%</b>	<b>31,104,974</b>
5		Envoy Air	AA	13,677,318	8.60%	
6		PSA Airlines	AA	13,640,490	8.58%	
12		Piedmont Airlines	AA	3,787,166	2.38%	
2	3	Republic Airways	AA/DL/UA	18,665,566	11.73%	
	<b>4</b>	<b>Trans States Holdings</b>			<b>9.54%</b>	<b>15,169,764</b>
9		Compass Airlines	AA/DL	6,445,977	4.05%	
10		Gojet Airlines	DL/UA	5,256,369	3.30%	
13		Trans States Airlines	AA/UA	3,467,418	2.18%	
3	5	Mesa Airlines	AA/UA	14,305,640	8.99%	
4	6	Endeavor Air	DL	13,783,358	8.67%	
8	7	Horizon Air	AS	7,230,008	4.55%	
11	8	Air Wisconsin Airlines	AA/UA	3,852,854	2.42%	
14	9	CommutAir Aka Champlain Enterprises, Inc.	UA	1,877,147	1.18%	
15	10	Silver Airways		708,934	0.45%	
	<b>11</b>	<b>Ravn Alaska</b>			<b>0.43%</b>	<b>698,884</b>
17		Corvus Airlines		410,091	0.26%	
18		Hageland Aviation Services		288,793	0.18%	
16	12	Cape Air		541,155	0.34%	
19	13	Mokulele Flight Service		258,717	0.16%	
20	14	Seaborne Airlines		226,639	0.14%	
21	15	Grand Canyon Airlines, Inc. dba Scenic Airlines		218,390	0.14%	
22	16	Empire Airlines		193,233	0.12%	
23	17	Penair	AS	184,349	0.12%	
24	18	Boutique Air		176,109	0.11%	
25	19	Grant Aviation		129,348	0.08%	
26	20	Corporate Flight Management, Inc		119,259	0.07%	
27	21	Bering Air Inc.		117,622	0.07%	
28	22	Star Marianas Air Inc.		96,175	0.06%	
29	23	Southern Airways Express		96,056	0.06%	
30	24	Multi-Aero Inc. dba Air Choice One		78,960	0.05%	
31	25	Aerodynamics Inc.		75,136	0.05%	
32	26	Alaska Seaplane		71,571	0.04%	



2018 Individual Carrier Rank	2018 Carrier Group Rank	Carrier	2018 Marketing Codes	2018 Passengers Enplaned	Percent of Total	2018 Enplaned Group Total
33	27	Wright Air Service, Inc.		70,905	0.04%	
34	28	Vieques Air Link Inc.		69,842	0.04%	
35	29	Kenmore Air		68,263	0.04%	
36	30	Charter Air Transport		54,819	0.03%	
37	31	Tradewind Aviation LLC		49,335	0.03%	
38	32	Elite Airways LLC		42,680	0.03%	
<b>39</b>	<b>33</b>	<b>New England Airlines Inc.</b>		<b>34,381</b>	<b>0.02%</b>	
40	34	Paklook Air Inc.		29,912	0.02%	
41	35	Taquan Air		29,781	0.02%	
42	36	Warbelow's Air Ventures		26,967	0.02%	
43	37	Scott Air LLC dba Island Air Express		26,732	0.02%	
44	38	Smokey Bay Air Inc.		25,930	0.02%	
45	39	City Wings Inc dba Seafflight		21,980	0.01%	
46	40	Island Air Service		19,384	0.01%	
47	41	Katmai Air		17,315	0.01%	
48	42	Iliamna Air Taxi, Inc.		14,654	0.01%	
49	43	Pacific Airways Inc.		14,316	0.01%	
50	44	Air Sunshine		13,599	0.01%	
<b>Total Enplanements - Top 50 U.S. Regional Airlines</b>				<b>158,973,202</b>	<b>99.95%</b>	
<b>Total Enplanements - All 66 U.S. Regional Airlines</b>				<b>159,059,142</b>	<b>100.00%</b>	

## 2018 Regional Aircraft Statistics

Source: RAA Analysis of Bureau of Transportation Statistics, Air Carrier Statistics Form 41 Traffic: T-100 Segment (U.S. Carriers Only)



2,018

Total RAA member operated aircraft.



1,704

RAA member aircraft comprised of jets (84%).



314

RAA member aircraft comprised of non-jets (16%).



64

Average seating capacity aboard regional aircraft compared to 53 ten years ago.

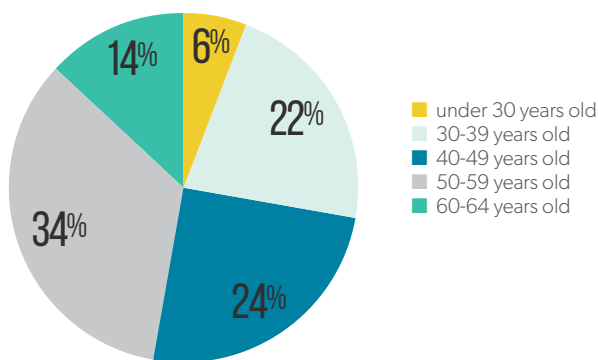


+21%

Increase in seating capacity from 2008 to 2017.

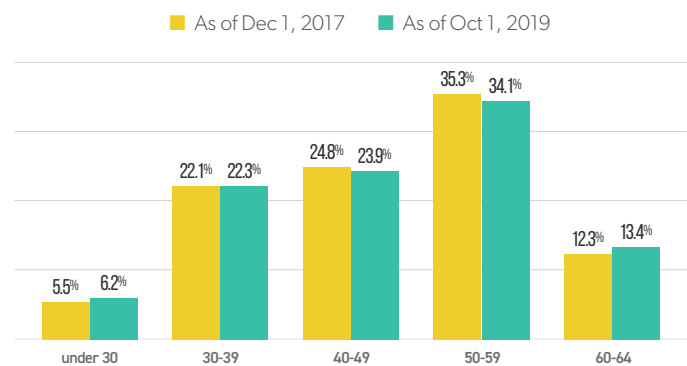
# FAA CERTIFICATED AIRMEN ANALYSIS

## Airline Transport Pilot, Airplane Multi-Engine Land Pilots with Valid 1st Class Medicals by Age



Nearly half of today's Part 121 Qualified pilot workforce face federally-mandated Age 65 retirement within 15 years. Nearly 15 percent must retire within five years.

Source: Airmen Certification Branch, Federal Aviation Administration



An uptick in pilots under the age of 30 shows more pilots entering the pipeline; a larger increase in pilots age 60 and older shows new pilots are not keeping pace with retirements.



Federal regulations **require** Part 121 Commercial airline pilots to retire at age

# 65



Nearly

# 50%

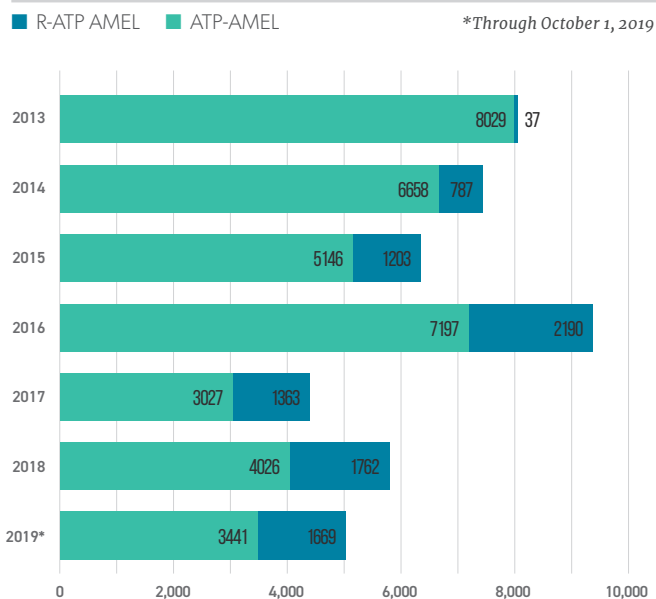
of today's pilot workforce must retire within 15 years. **Nearly 15% must retire within five years.**



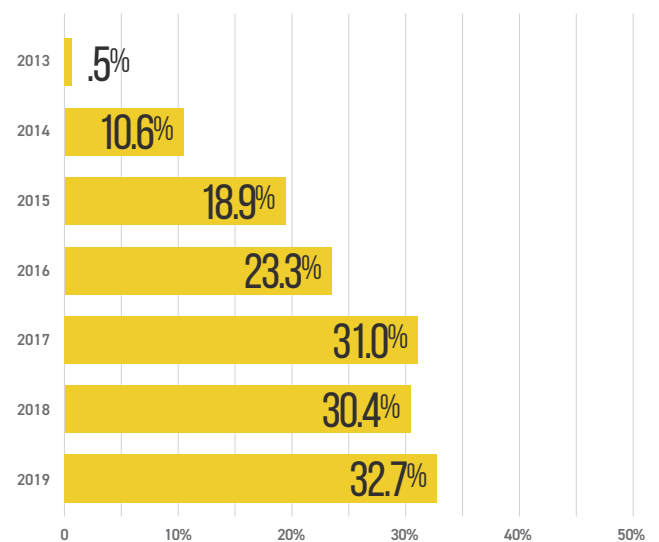
## Demand for Structured Training Pathways Steadily Increasing

Through October 1, 2019, the percentage of original issuance ATP AMEL certificates has steadily increased. Nearly one third of the ATP AMEL certificates issued to date in 2019 were issued with restricted privileges (R-ATP).

### Original Issuance ATP AMEL and R-ATP AMEL



### Percentage of Original Issuance ATP AMEL with Restricted Privileges



# SAFETY

## Safety Record of U.S. Air Carriers 1999-2018

### U.S. Air Carriers Operating Under 14 CFR 121, Scheduled Service (Airlines)

Year	Accidents		Fatalities		Flight Hours	Miles Flown	Departures	Accidents per 100,000 Flight Hours		Accidents per 1,000,000 Miles Flown		Accidents per 100,000 Departures	
	All	Fatal	Total	Aboard				All	Fatal	All	Fatal	All	Fatal
1999	40	2	12	11	16,693,365	6,689,327,000	10,860,692	0.240	0.012	0.0060	0.0003	0.368	0.018
2000	49	2	89	89	17,478,519	7,152,260,000	11,053,826	0.280	0.011	0.0069	0.0003	0.443	0.018
2001 <sup>b</sup>	41	6	531	525	17,157,858	6,994,939,000	10,632,880	0.216	0.012	0.0053	0.0003	0.348	0.019
2002	34	0	0	0	16,718,781	6,927,954,000	10,276,107	0.203	0	0.0049	0	0.331	0
2003	51	2	22	21	16,887,756	7,015,935,000	10,227,924	0.302	0.012	0.0073	0.0003	0.499	0.020
2004	23	1	13	13	18,184,016	7,604,248,000	10,782,989	0.126	0.005	0.0030	0.0001	0.213	0.009
2005	34	3	22	20	18,712,191	7,843,717,000	10,910,460	0.182	0.016	0.0043	0.0004	0.312	0.027
2006	26	2	50	49	18,647,896	7,851,864,000	10,627,481	0.139	0.011	0.0033	0.0003	0.245	0.019
2007	26	0	0	0	19,014,677	8,024,313,000	10,734,170	0.137	0	0.0032	0	0.242	0
2008	19	0	0	0	18,580,166	7,813,371,000	10,282,575	0.102	0	0.0024	0	0.185	0
2009	26	1	50	49	17,182,970	7,248,702,000	9,564,891	0.151	0.006	0.0036	0.0001	0.272	0.010
2010	28	0	0	0	17,235,121	7,352,374,000	9,467,282	0.162	0	0.0038	0	0.296	0
2011	29	0	0	0	17,464,623	7,473,520,000	9,419,064	0.166	0	0.0039	0	0.308	0
2012	23	0	0	0	17,271,783	7,443,532,000	9,241,935	0.133	0	0.0031	0	0.249	0
2013	19	0	0	0	17,387,656	7,484,920,149	9,268,061	0.109	0	0.0025	0	0.205	0
2014	29	0	0	0	17,354,308	7,507,487,935	9,049,491	0.167	0	0.0039	0	0.320	0
2015	28	0	0	0	17,519,142	7,628,941,477	8,975,795	0.160	0	0.0037	0	0.312	0
2016	26	0	0	0	17,866,607	7,813,090,948	9,107,454	0.146	0	0.0033	0	0.285	0
2017	29	0	0	0	18,098,154	7,923,668,749	9,124,174	0.160	0	0.0037	0	0.318	0
2018 <sup>c</sup>	27	1	1	1	18,731,201	8,207,258,040	9,353,813	0.144	0.005	0.0033	0.0001	0.289	0.011

Source: NTSB. [https://www.nts.gov/investigations/data/Pages/aviation\\_stats.aspx](https://www.nts.gov/investigations/data/Pages/aviation_stats.aspx)

<sup>a</sup> Flight hours, miles, and departures are compiled by the Federal Aviation Administration.

<sup>b</sup> An intentional act was responsible for an occurrence in this category during this year. These acts, such as suicide, sabotage, and terrorism, are included in the totals for accidents and fatalities but are excluded for the purpose of accident rate computation. Table 12 contains a list of intentional act occurrences involving US air carriers for the period covered by this table. Only the number of people that died on board each airplane used during the September 11, 2001, terrorist acts is provided in this table; the resulting ground fatalities are not reflected.

<sup>c</sup> 2018 data are preliminary.



## Safety Record of U.S. Air Carriers (cont.) 1999-2018

### U.S. Air Carriers Operating Under 14 CFR 135, Scheduled Service (Airlines)

Year	Accidents		Fatalities		Flight Hours	Miles Flown	Departures	Accidents per 100,000 Flight Hours		Accidents per 1,000,000 Miles Flown		Accidents per 100,000 Departures	
	All	Fatal	Total	Aboard				All	Fatal	All	Fatal	All	Fatal
1999	13	5	12	12	342,731	52,403,000	672,278	3.793	1.459	0.2481	0.0954	1.934	0.744
2000	12	1	5	5	369,535	44,943,000	603,659	3.247	0.271	0.2670	0.0223	1.988	0.166
2001	7	2	13	13	300,432	43,099,000	558,052	2.330	0.666	0.1624	0.0464	1.254	0.358
2002	7	0	0	0	273,559	41,633,000	513,452	2.559	0	0.1681	0	1.363	0
2003	2	1	2	2	319,206	47,404,000	572,260	0.627	0.313	0.0422	0.0211	0.349	0.175
2004	4	0	0	0	302,218	46,809,000	538,077	1.324	0	0.0855	0	0.743	0
2005	6	0	0	0	299,775	45,721,000	527,267	2.002	0	0.1312	0	1.138	0
2006	3	1	2	2	301,495	46,503,000	568,464	0.995	0.332	0.0645	0.0215	0.528	0.176
2007	3	0	0	0	291,701	46,049,000	592,577	1.028	0	0.0651	0	0.506	0
2008	7	0	0	0	296,939	46,758,000	588,955	2.357	0	0.1497	0	1.189	0
2009	2	0	0	0	309,545	45,335,000	589,182	0.646	0	0.0441	0	0.339	0
2010	6	0	0	0	314,648	48,001,000	605,342	1.907	0	0.1250	0	0.991	0
2011	4	0	0	0	325,632	48,728,000	607,898	1.228	0	0.0821	0	0.658	0
2012	3	0	0	0	322,416	50,313,000	602,014	0.930	0	0.0596	0	0.498	0
2013	6	2	5	5	325,154	52,478,833	577,447	1.845	0.615	0.1143	0.0381	1.039	0.346
2014	3	0	0	0	335,015	48,600,093	624,391	0.895	0	0.0617	0	0.480	0
2015	5	1	1	1	359,866	53,808,827	632,309	1.389	0.278	0.0929	0.0186	0.791	0.158
2016	8	2	8	6	376,854	60,231,973	635,787	2.123	0.531	0.1328	0.0332	1.258	0.315
2017	6	0	0	0	392,146	68,094,230	624,790	1.530	0	0.0881	0	0.960	0
2018	2	0	0	0	421,319	70,816,907	644,583	0.475	0	0.0282	0	0.310	0

#### Notes:

- 2018 data are preliminary.
- US air carriers operating under 14 CFR Part 135 were previously referred to as Scheduled and Nonscheduled Services. Current tables now refer to these same air carriers as Commuter Operations and On-Demand Operations, respectively, in order to be consistent with definitions in 14 CFR 119.3 and terminology used in 14 CFR 135.1. On-Demand Part 135 operations encompass charters, air taxis, air tours, or medical services (when a patient is on board).
- Based on a February 2002 FAA legal interpretation provided to the NTSB, any 14 CFR 135 operation conducted with no revenue passengers aboard will be considered an on-demand flight operation. This interpretation will be applied to accidents beginning with the year 2002. It has not been retroactively applied to 36 accidents, nine of them fatal, that occurred during the period 1983 - 2001.
- Flight hours, miles, and departures are compiled by the Federal Aviation Administration.



*Cape Air*





Cape Air

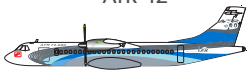











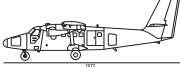







Cape Air

1376G



# U.S. REGIONAL AIRCRAFT FLEET

## RAA Member Airline Fleet

ATR	Bombardier	Britten-Norman	Embraer	Piper
ATR-42 	CL-600-2B19 aka "CRJ-200" 	BN-2 aka "Islander" 	ERJ-170/175 aka "E170/E175" 	PA-28 aka "Cherokee" 
ATR-72 	CL-600-2C10 aka "CRJ-700"  CL-600-2D24 aka "CRJ-900" 		EMB-120 aka "Brasilia"  EMB-135 aka "ERJ-135" 	PA-31 aka "Navajo" 
<b>Beechcraft</b> BE-1900-C/D aka "Beechcraft 1900" 	DHC-6-300 aka "Twin Otter"  DHC-8-100/200/300 aka "Dash 8"  DHC-8-402 aka "Q400" 	<b>Cessna</b> CE-402  CE-208 aka "Caravan"  CE-207 aka "Skywagon" 	EMB-145 aka "ERJ-145" 	<b>Saab</b> Saab 340 





OPERATED BY



ENDEAVOR AIR

## Regional Airline Fleet Details (Fixed Wing)—Sorted by Airline

### Top 50 U.S. Airlines as of 2018 (Departures)

Operator	Aircraft Fleet	Total
<b>SkyWest</b>	CL-600-2B19 (194), ERJ-170-200LR (121), CL-600-2C10 (97), CL-600-2D24 (42), ERJ-170-200LL (30)	484
<b>Republic Airways</b>	ERJ-170-200LR (129), ERJ-170-100SE (40), ERJ-170-100SU (14), ERJ-170-100LR (8)	191
<b>Envoy Air</b>	ERJ-170-200LR (63), EMB-145-LR (51), EMB-135-KL (51), CL-600-2C10 (12)	177
<b>Endeavor Air</b>	CL-600-2B19 (42), CL-600-2C10 (18), CL-600-2D24 (116)	176
<b>Mesa Airlines</b>	CL-600-2D24 (64), ERJ-170-200LR (60), CL-600-2C10 (20), CL-600-2B19 (1)	145
<b>PSA</b>	CL-600-2D24 (61), CL-600-2C10 (51), CL-600-2B19 (29)	141
<b>Expressjet</b>	EMB-145-LR (68), EMB-145-XR (27), ERJ-170-200LL (16)	111
<b>Cape Air</b>	CE-402-C (84), CE-208-B (11), BN-2-B20 (4)	99
<b>Air Wisconsin</b>	CL-600-2B19 (65)	65
<b>Horizon</b>	DHC-8-402 (34), ERJ-170-200LR (29)	63
<b>Empire Airlines</b>	CE-208-B (37), ATR-72-212F (9), ATR-42-212F (8), ATR-42-500 (4), ATR-72-200 LCDF (3)	61
<b>Gojet</b>	CL-600-2C10 (54), CL-600-2D24 (7)	61
<b>Piedmont Airlines</b>	EMB-145-LR (60)	60
Hageland	CE-208-B (23), CE-207-A (18), PA-31-350 (9), BE-1900-C (6)	56
<b>Compass</b>	ERJ-170-200LR (56)	56
<b>Trans States Airlines</b>	EMB-145-XR (38), EMB-145-LR (8)	46
<b>CommutAir</b>	EMB-145-XR (38)	38
Southern Airways Express	CE-208-B (25), CE-208-208 (7), PA-31-350 (2)	34
Boutique Air	PC-12-47 (15), PC-12-45 (12), BE-300-B300C (5)	32
Grant Aviation	CE-208-B (11), CE-207-A (11), PA-31-350 (5), BE-200-200 (3)	30
Tradewind Aviation	PC-12-45 (12), PC-12-47 (10), CE-525-525B (3)	25
Silver Airways	SF-340-340B (20), ATR-42-500 (4)	24
<b>Grand Canyon Airlines</b>	DHC-6-300 (14), CE-208-B (8)	22
Bering Air Inc.	CE-208-B (11), BE-200-200 (4), PA-31-350 (4), BE-1900-D (2)	21
Kenmore Air Harbor	PC-12-12 (9), DHC-2-MKI (7), DHC-2-MKII (3), CE-180-K (2)	21
Wright Air Service, Inc.	CE-208-B (12), PA-31-350 (3), CE-206-U206F/G (2), BE-36-A36 (1)	18
Warbelow's Air Ventures	PA-31-350 (15)	15
Mokulele Flight Service	CE-208-B (14)	14
Taquan Air	DHC-2-MKI (10), DHC-3-3 (3)	13
Star Marianas Air	PA-32-300 (8), PA-31-350 (5)	13
Alaska Seaplane	CE-208-B (5), DHC-2-MKI (3), CE-207-A (2), CE-206-U206F/G (2), CE-208-A (1)	13
Elite Airways	CL-600-2B19 (8), CL-600-2C10 (5)	13
Multi-Aero Inc.	CE-208-B (11), BE-1900-1900 (1)	12
Paklook Air dba Yute Air	CE-207-207 (5), PA-32-300 (4), CE-172-M (2)	11
Iliamna Air Taxi, Inc.	PC-12-45 (3), CE-207-A (2), DHC-2-MKI (2), BE-36-A36 (1), BE-58-58 (1), CE-207-207 (1)	10
<b>Corvus</b>	DHC-8-106 (9), DHC-8-103 (1)	10
Island Air Service	PA-32-260 (3), DHC-2-MKI (2), CE-208-208 (1), CE-185-B (1), PA-32-300 (1), BN-2-A26 (1)	9
Vieques Air Link, Inc.	BN-2-B26 (3), CE-402-C (2), BN-2-A26 (2), BN-2AMK3-2 (1), BN-2-A9 (1)	9
Smokey Bay Air Inc.	CE-206-U206F/G (7), CE-207-T207 (1), CE-207-A (1)	9
Katmai Air	CE-206-U206F/G (2), PC-12-45 (2), DHC-2-MKI (2), CE-207-T207 (1), DHC-3-3 (1)	8
Corporate Flight Management	EMB-135-LR (5), BA-JETSTM-3101 (3)	8
<b>Seaborne Airlines</b>	SF-340-340B (5), DHC-6-300 (2)	7
<b>New England Airlines</b>	PA-32-300 (3), BN-2-A26 (2), BN-2-A (1), PA-28-181 (1)	7
Pacific Airways, Inc.	DHC-2-MKI (6)	6
Scott Air LLC dba Island Air Express	CE-208-208 (2), CE-208-B (2), CE-206-U206F/G (1), PC-12-45 (1)	6
<b>PenAir</b>	SAAB-2000-2000 (6)	6
Air Sunshine, Inc.	CE-402-C (3), BE-1900-C (2)	5
Charter Air Transport dba Via Airlines	EMB-145-LR (4), EMB-145-EP (1)	5
City Wings Inc dba Seaflyght	CE-208-B (2)	2
Aerodynamics Inc.	EMB-145-EP (2)	2
<b>Total</b>		<b>2,470</b>

## Regional Airline Fleet Details (Fixed Wing)—Sorted by Manufacturer

### Top 50 U.S. Airlines as of 2018 (Departures)

Carrier	Aircraft Fleet	Airlines & Qty.	Total	Carrier	Aircraft Fleet	Airlines & Qty.	Total
Bombardier / de Havilland (1,054)	CL-600-2B19	<b>SkyWest (194), Endeavor Air (42), Air Wisconsin (65), PSA (29), Elite Airways (8), Mesa Airlines (1)</b>	339	Pilatus (64)	PC-12-45	Boutique Air (12), Tradewind Aviation (12), Iliamna Air Taxi, Inc. (3), Katmai Air (2), Scott Air LLC dba Island Air Express (1)	30
	CL-600-2D24	<b>Endeavor Air (116), Mesa Airlines (64), PSA (61), SkyWest (42), GoJet (7)</b>	290		PC-12-47	Boutique Air (15), Tradewind Aviation (10)	25
	CL-600-2C10	<b>SkyWest (97), GoJet (54), PSA (51), Mesa Airlines (20), Envoy Air (12), Elite Airways (5), Endeavor Air (18)</b>	257		PC-12-12	Kenmore Air Harbor (9)	9
	DHC-8-402	<b>Horizon (34)</b>	34	Piper (53)	PA-31-350	Warbelow's Air Ventures (15), Hageland (9), Grant Aviation (5), Star Marianas Air (5), Bering Air Inc. (4), Wright Air Service, Inc. (3), Southern Airways Express (2)	43
	DHC-2-MKI	Taquan Air (10), Kenmore Air Harbor (7), Pacific Airways, Inc. (6), Alaska Seaplane (3), Katmai Air (2), Island Air Service (2), Iliamna Air Taxi, Inc. (2)	32		PA-32-300	Star Marianas Air (8), Paklook Air dba Yute Air (4), <b>New England Airlines (3)</b> , Island Air Service (1)	16
	DHC-6-300	<b>Grand Canyon Airlines (14), Seaborne Airlines (2)</b>	16		PA-32-260	Island Air Service (3)	3
	DHC-8-106	<b>Corvus (9)</b>	9		PA-28-181	<b>New England Airlines (1)</b>	1
	DHC-3-3	Taquan Air (3), Katmai Air (1)	4	Saab (31)	SF-340-340B	Silver Airways (20), <b>Seaborne Airlines (5)</b>	25
	DHC-2-MKII	Kenmore Air Harbor (3)	3		SAAB-2000-2000	<b>PenAir (6)</b>	6
	DHC-8-103	<b>Corvus (1)</b>	1	ATR (28)	ATR-72-212F	<b>Empire Airlines (9)</b>	9
	Embraer (919)	ERJ-170-200LR	<b>Republic Airways (129), SkyWest (121), Envoy Air (63), Mesa Airlines (60), Compass (56), Horizon (29)</b>		458	ATR-42-212F	<b>Empire Airlines (8)</b>
EMB-145-LR		<b>ExpressJet (68), Piedmont Airlines (60), Envoy Air (51), Trans States Airlines (8), Charter Air Transport dba Via Airlines (4)</b>	191		ATR-42-500	Silver Airways (4), <b>Empire Airlines (4)</b>	8
EMB-145-XR		<b>CommutAir (38), Trans States Airlines (38), ExpressJet (27)</b>	103		ATR-72-200 LCDF	Empire Airlines (3)	3
EMB-135-KL		<b>Envoy Air (51)</b>	51	Beechcraft (26)	BE-1900-C	Hageland (6), Air Sunshine, Inc. (2)	8
ERJ-170-200LL		<b>SkyWest (30), ExpressJet (16)</b>	46		BE-200-200	Bering Air Inc. (4), Grant Aviation (3)	7
ERJ-170-100SE		<b>Republic Airways (40)</b>	40		BE-300-B300C	Boutique Air (5)	5
ERJ-170-100SU		<b>Republic Airways (14)</b>	14		BE-36-A36	Iliamna Air Taxi, Inc. (1), Wright Air Service, Inc. (1)	2
ERJ-170-100LR		<b>Republic Airways (8)</b>	8		BE-1900-D	Bering Air Inc. (2)	2
EMB-135-LR		Corporate Flight Management (5)	5		BE-58-58	Iliamna Air Taxi, Inc. (1)	1
EMB-145-EP		Aerodynamics Inc. (2), Charter Air Transport dba Via Airlines (1)	3	BE-1900-1900	Multi-Aero Inc. (1)	1	
Cessna (336)	CE-208-B	<b>Empire Airlines (37), Southern Airways Express (25), Hageland (23), Mokulele Flight Service (14), Wright Air Service, Inc. (12), Multi-Aero Inc. (11), Grant Aviation (11), Cape Air (11), Bering Air Inc. (11), Grand Canyon Airlines (8), Alaska Seaplane (5), City Wings Inc dba Seafight (2), Scott Air LLC dba Island Air Express (2)</b>	172	Britten-Norman (15)	BN-2-A26	Vieques Air Link, Inc. (2), <b>New England Airlines (2)</b> , Island Air Service (1)	5
	CE-402-C	<b>Cape Air (84), Air Sunshine, Inc. (3), Vieques Air Link, Inc. (2)</b>	89		BN-2-B20	<b>Cape Air (4)</b>	4
	CE-207-A	Hageland (18), Grant Aviation (11), Iliamna Air Taxi, Inc. (2), Alaska Seaplane (2), Smokey Bay Air Inc. (1)	34		BN-2-B26	Vieques Air Link, Inc. (3)	3
	CE-206-U206F/G	Smokey Bay Air Inc. (7), Alaska Seaplane (2), Katmai Air (2), Wright Air Service, Inc. (2), Scott Air LLC dba Island Air Express (1)	14		BN-2AMK3-2	Vieques Air Link, Inc. (1)	1
	CE-208-208	Southern Airways Express (7), Scott Air LLC dba Island Air Express (2), Island Air Service (1)	10		BN-2-A	<b>New England Airlines (1)</b>	1
	CE-207-207	Paklook Air dba Yute Air (5), Iliamna Air Taxi, Inc. (1)	6		BN-2-A9	Vieques Air Link, Inc. (1)	1
	CE-525-525B	Tradewind Aviation (3)	3	British Aerospace (3)	BA-JETSTM-3101	Corporate Flight Management (3)	3
	CE-172-M	Paklook Air dba Yute Air (2)	2				
	CE-180-K	Kenmore Air Harbor (2)	2				
	CE-207-T207	Smokey Bay Air Inc. (1), Katmai Air (1)	2				
	CE-185-B	Island Air Service (1)	1				
	CE-208-A	Alaska Seaplane (1)	1				

RAA Member Airlines shown in bold.









# U.S. AIRPORTS & REGIONAL SERVICE







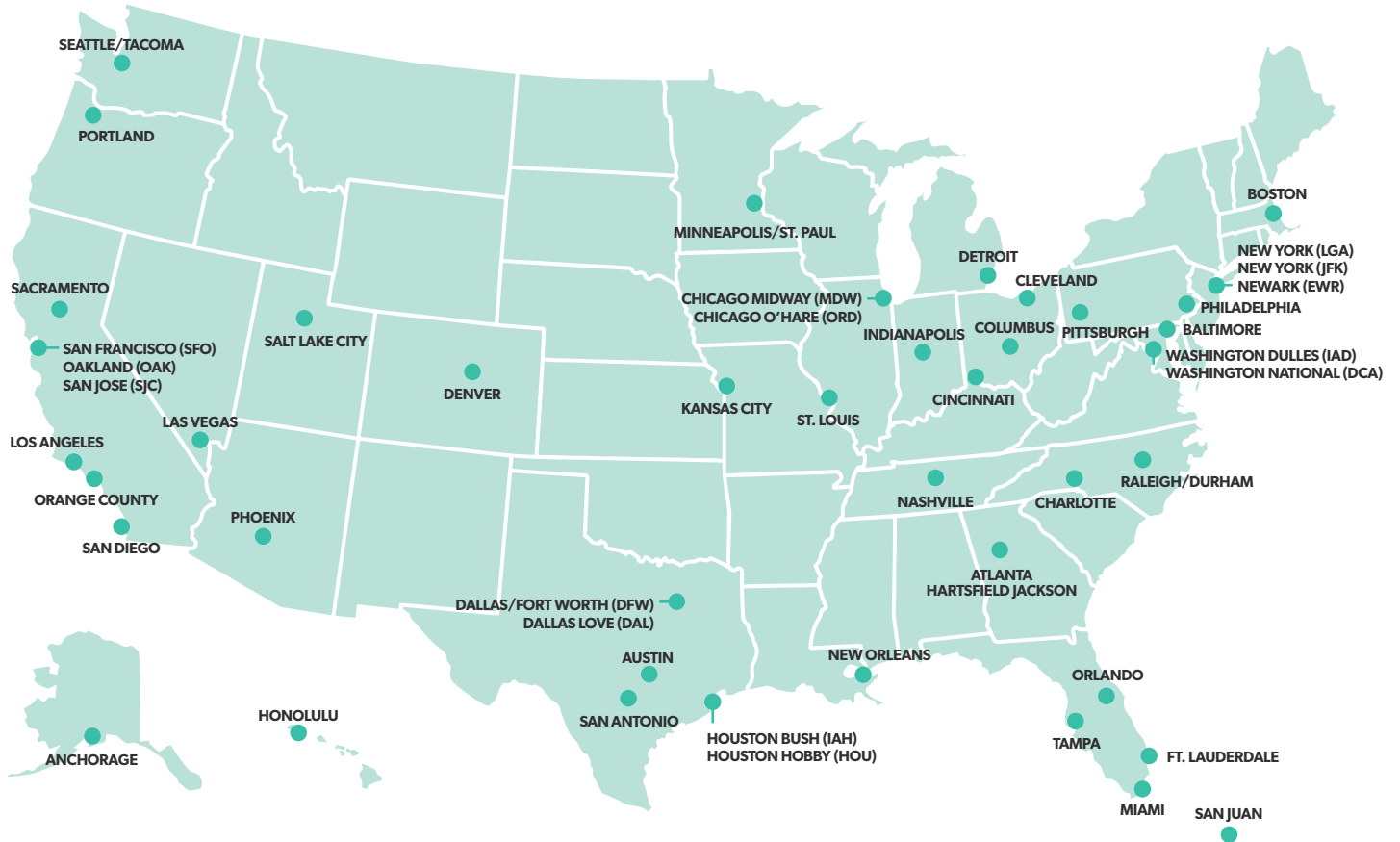
The Airline Deregulation Act (ADA), passed in 1978, gave air carriers almost total freedom to determine which markets to serve domestically and what fares to charge for that service. The Essential Air Service (EAS) program was put into place to guarantee that small communities that were served by certificated air carriers before airline deregulation maintain a minimal level of scheduled air service. The United States Department of Transportation (the Department) is mandated to provide eligible EAS communities with access to the National Air Transportation System. This is generally accomplished by subsidizing two round trips a day with 30- to 50-seat aircraft, or additional frequencies with aircraft with 9-seat or fewer, usually to a large- or medium-hub airport. The Department currently subsidizes commuter and certificated air carriers to serve approximately 60 communities in Alaska and 115 communities in the lower 48 contiguous states that otherwise would not receive any scheduled air service.

Source: <https://www.transportation.gov/policy/aviation-policy/small-community-rural-air-service/essential-air-service>



# Top 50 U.S. Airports

Ranked by total scheduled departures in 2018



Rank	Airport	Airport Code	Regional Departures	Total Departures	Regional Share
#1	Chicago O'Hare	ORD	232,110	438,606	52.9%
#2	Atlanta	ATL	75,480	431,937	17.5%
#3	Los Angeles	LAX	67,918	321,966	21.1%
#4	Dallas/Fort Worth	DFW	124,351	318,001	39.1%
#5	Denver	DEN	91,784	284,771	32.2%
#6	Charlotte	CLT	140,007	259,816	53.9%
#7	Houston Bush	IAH	105,867	219,056	48.3%
#8	New York Kennedy	JFK	38,431	218,416	17.6%
#9	San Francisco	SFO	43,049	217,229	19.8%
#10	New York Newark	EWR	72,080	210,484	34.2%
#11	Seattle	SEA	68,209	208,273	32.7%
#12	Boston	BOS	37,910	196,197	19.3%
#13	Detroit	DTW	95,676	188,666	50.7%
#14	Phoenix	PHX	39,935	188,388	21.2%
#15	New York LaGuardia	LGA	98,543	185,915	53.0%
#16	Minneapolis/St. Paul	MSP	76,037	184,781	41.1%
#17	Las Vegas	LAS	6,347	176,875	3.6%
#18	Philadelphia	PHL	78,289	171,446	45.7%
#19	Miami	MIA	28,477	161,793	17.6%
#20	Orlando	MCO	3,760	161,470	2.3%
#21	Washington National	DCA	78,452	147,943	53.0%
#22	Fort Lauderdale	FLL	8,798	138,241	6.4%
#23	Salt Lake City	SLC	51,340	122,948	41.8%
#24	Baltimore	BWI	11,242	117,940	9.5%
#25	Washington Dulles	IAD	57,207	117,474	48.7%

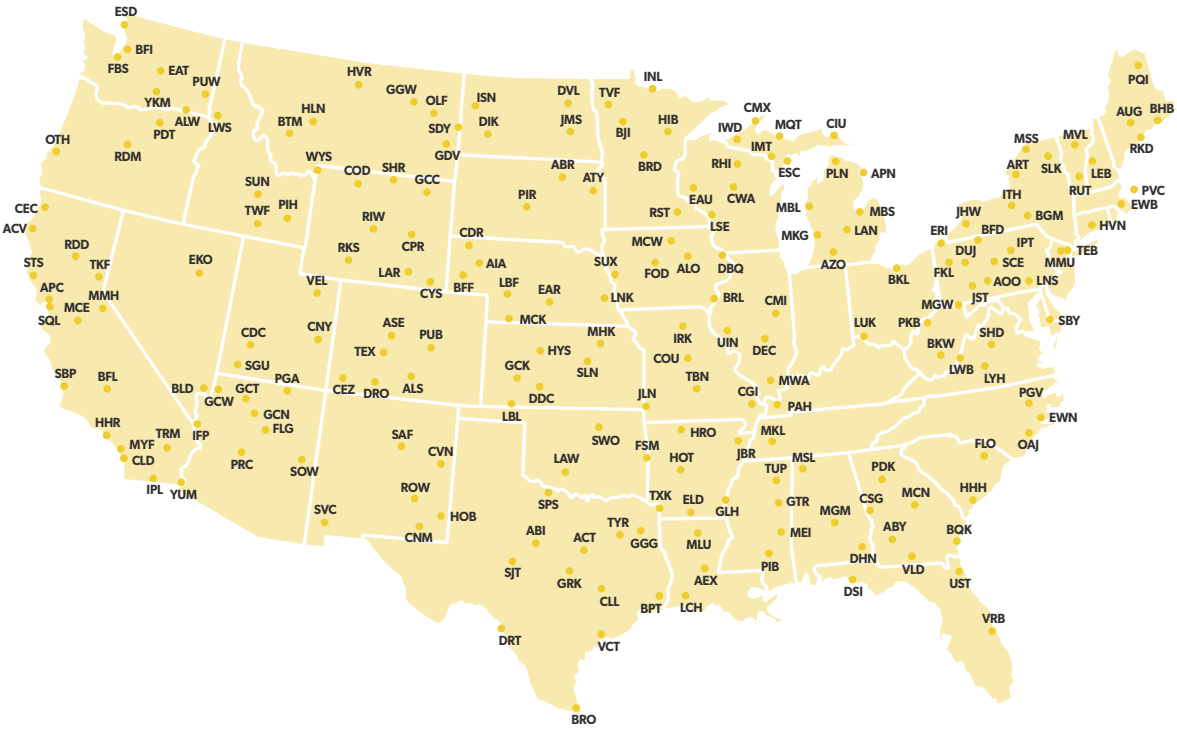
Rank	Airport	Airport Code	Regional Departures	Total Departures	Regional Share
#26	San Diego	SAN	15,123	100,068	15.1%
#27	Portland, OR	PDX	32,289	92,951	34.7%
#28	Chicago Midway	MDW	4,079	92,722	4.4%
#29	St. Louis	STL	30,502	85,599	35.6%
#30	Tampa	TPA	5,625	82,757	6.8%
#31	Nashville	BNA	23,619	80,713	29.3%
#32	Honolulu	HNL	11,006	75,735	14.5%
#33	Dallas Love	DAL	3,966	70,995	5.6%
#34	Raleigh/Durham	RDU	25,916	69,130	37.5%
#35	San Jose	SJC	15,581	67,627	23.0%
#36	Austin	AUS	6,619	66,037	10.0%
#37	Pittsburgh	PIT	31,978	62,571	51.1%
#38	Houston Hobby	HOU	2,486	62,243	4.0%
#39	Kansas City	MCI	14,370	58,292	24.7%
#40	Oakland	OAK	3,568	57,833	6.2%
#41	New Orleans	MSY	5,041	57,104	8.8%
#42	Sacramento	SMF	11,417	54,080	21.1%
#43	Indianapolis	IND	26,273	53,648	49.0%
#44	Cincinnati	CVG	32,724	53,622	61.0%
#45	Cleveland	CLE	24,964	53,591	46.6%
#46	San Juan, PR	SJU	22,268	51,877	42.9%
#47	Columbus, OH	CMH	27,242	49,959	54.5%
#48	Orange County	SNA	7,215	46,005	15.7%
#49	San Antonio	SAT	6,715	43,821	15.3%
#50	Anchorage	ANC	19,239	38,088	50.5%

Source: Delta Airport Consultants analysis of 2019 airline schedules via Airline Data online portal



# U.S. Airports Served Exclusively by Regional Airlines

211 airports in lower 48 states based on 2018 schedules



Code	Airport Name	Code	Airport Name	Code	Airport Name	Code	Airport Name	Code	Airport Name
ABI	Abilene, TX	CNM	Carlsbad, NM	GRK	Killeen/Fort Hood, TX	MCN	Macon, GA	RST	Rochester, MN
ABR	Aberdeen, SD	CNY	Moab, UT	GTR	Columbus, MS	MCW	Mason City, IA	RUT	Rutland, VT
ABY	Albany, GA	COD	Cody, WY	HHH	Hilton Head Island, SC	MEI	Meridian, MS	SAF	Santa Fe, NM
ACT	Waco, TX	COU	Columbia, MO	HHR	Hawthorne, CA	MGM	Montgomery, AL	SBP	San Luis Obispo, CA
ACV	Arcata/Eureka, CA	CPR	Casper, WY	HIB	Hibbing/Chisholm, MN	MGW	Morgantown, WV	SBY	Salisbury/Ocean City, MD
AEX	Alexandria, LA	CSG	Columbus, GA	HLN	Helena, MT	MHK	Manhattan, KS	SCE	State College, PA
AIA	Alliance, NE	CVN	Clovis, NM	HOB	Hobbs, NM	MKG	Muskegon, MI	SDY	Sidney, MT
ALO	Waterloo, IA	CWA	Wausau, WI	HOT	Hot Springs, AR	MKL	Jackson, TN	SGU	St. George, UT
ALS	Alamosa, CO	CYS	Cheyenne, WY	HRO	Harrison, AR	MLU	Monroe, LA	SHD	Staunton/Waynesboro, VA
ALW	Walla Walla, WA	DBQ	Dubuque, IA	HVN	New Haven, CT	MMH	Mammoth Lakes, CA	SHR	Sheridan, WY
AOO	Altoona, PA	DDC	Dodge City, KS	HVR	Havre, MT	MMU	Morristown, NJ	SJT	San Angelo, TX
APC	Napa, CA	DEC	Decatur, IL	HYS	Hays, KS	MQT	Marquette, MI	SLK	Saranac Lake, NY
APN	Alpena, MI	DHN	Dothan, AL	IFP	Bullhead City, AZ	MSL	Muscle Shoals/Florence, AL	SLN	Salina, KS
ART	Watertown, NY	DIK	Dickinson, ND	IMT	Iron Mountain/Kingsfd, MI	MSS	Massena, NY	SOW	Show Low, AZ
ASE	Aspen, CO	DRO	Durango, CO	INL	International Falls, MN	MVL	Morrisville/Stowe, VT	SPS	Wichita Falls, TX
ATY	Watertown, SD	DRT	Del Rio, TX	IPL	El Centro/Imperial, CA	MWA	Marion, IL	SQL	San Carlos, CA
AUG	Augusta, ME	DSI	Destin, FL	IPT	Williamsport, PA	MYF	Montgomery-Gibbs Airport, CA	STS	Santa Rosa, CA
AZO	Kalamazoo/Battle Creek, MI	DUJ	DuBois, PA	IRK	Kirksville, MO	OAJ	Jacksonville, NC	SUN	Hailey-Sun Valley, ID
BFD	Bradford, PA	DVL	Devils Lake, ND	ISN	Williston, ND	OLF	Wolf Point, MT	SUX	Sioux City, IA
BFF	Scottsbluff, NE	EAR	Kearney, NE	ITH	Ithaca, NY	OTH	North Bend, OR	SVC	Silver City, NM
BFI	Boeing Field, WA	EAT	Wenatchee, WA	IWD	Ironwood, MI	PAH	Paducah, KY	SWO	Stillwater, OK
BFL	Bakersfield, CA	EAU	Eau Claire, WI	JBR	Jonesboro, AR	PDK	Atlanta - Dekalb, GA	TBN	Ft. Leonard Wood, MO
BGM	Binghamton, NY	EKO	Elko, NV	JHW	Jamestown, NY	PDT	Pendleton, OR	TEB	Teterboro, NJ
BHB	Bar Harbor, ME	ELD	El Dorado, AR	JLN	Joplin, MO	PGA	Page, AZ	TEX	Telluride, CO
BJI	Bemidji, MN	ERI	Erie, PA	JMS	Jamestown, ND	PIB	Hattiesburg/Laurel, MS	TKF	Truckee, CA
BKL	Burke Lakefront Airport, OH	ESC	Escanaba, MI	JST	Johnstown, PA	PIH	Pocatello, ID	TRM	Thermal, CA
BKW	Beckley, WV	ESD	Eastsound, WA	LAN	Lansing, MI	PIR	Pierre, SD	TUP	Tupelo, MS
BLD	Boulder City, NV	EWB	New Bedford/Fall River, MA	LAR	Laramie, WY	PKB	Parkersburg, WV	TVF	Thief River Falls, MN
BPT	Beaumont/Port Arthur, TX	EWN	New Bern, NC	LAW	Lawton/Fort Sill, OK	PLN	Pellston, MI	TWF	Twin Falls, ID
BQK	Brunswick, GA	FBS	Friday Harbor, WA	LBF	North Platte, NE	PQI	Presque Isle, ME	TXK	Texarkana, AR
BRD	Brainerd, MN	FKL	Franklin, PA	LBL	Liberat, KS	PRC	Prescott, AZ	TYR	Tyler, TX
BRL	Burlington, IA	FLG	Flagstaff, AZ	LCH	Lake Charles, LA	PUB	Pueblo, CO	UIN	Quincy, IL
BRO	Brownsville, TX	FLO	Florence, SC	LEB	Lebanon, NH	PUW	Pullman WA/Moscow ID, WA	UST	St. Augustine, FL
BTM	Butte, MT	FOD	Fort Dodge, IA	LNK	Lincoln, NE	PVC	Provincetown, MA	VCT	Victoria, TX
BTM	Butte, MT	FSM	Fort Smith, AR	LNS	Lancaster, PA	RDD	Redding, CA	VEL	Vernal, UT
CDC	Cedar City, UT	GCC	Gillette, WY	LSE	La Crosse, WI	RDM	Redmond/Bend, OR	VLD	Valdosta, GA
CEC	Crescent City, CA	GCK	Garden City, KS	LUK	Cincinnati, OH	RHI	Rhineland, WI	VRB	Vero Beach, FL
CEZ	Cortez, CO	GCN	Grand Canyon, AZ	LWB	Greenbrier, WV	RIW	Riverton, WY	WYS	West Yellowstone, MT
CGI	Cape Girardeau, MO	GCT	Grand Canyon, AZ	LWS	Lewiston, ID	RKD	Rockland, ME	YKM	Yakima, WA
CIU	Sault Ste. Marie, MI	GCW	Grand Canyon, AZ	LYH	Lynchburg, VA	RKS	Rock Springs, WY	YUM	Yuma, AZ
CLD	Carlsbad, CA	GDV	Glendive, MT	MBL	Manistee, MI	ROW	Roswell, NM	OLF	Wolf Point, Montana
CLL	College Station, TX	GGG	Longview, TX	MBS	Saginaw/Midland/Bay C., MI			YKM	Yakima, Washington
CMI	Champaign/Urbana, IL	GGW	Glasgow, MT	MCE	Merced, CA			YUM	Yuma, Arizona
CMX	Hancock, MI	GLH	Greenville, MS	MCK	Mc Cook, NE				

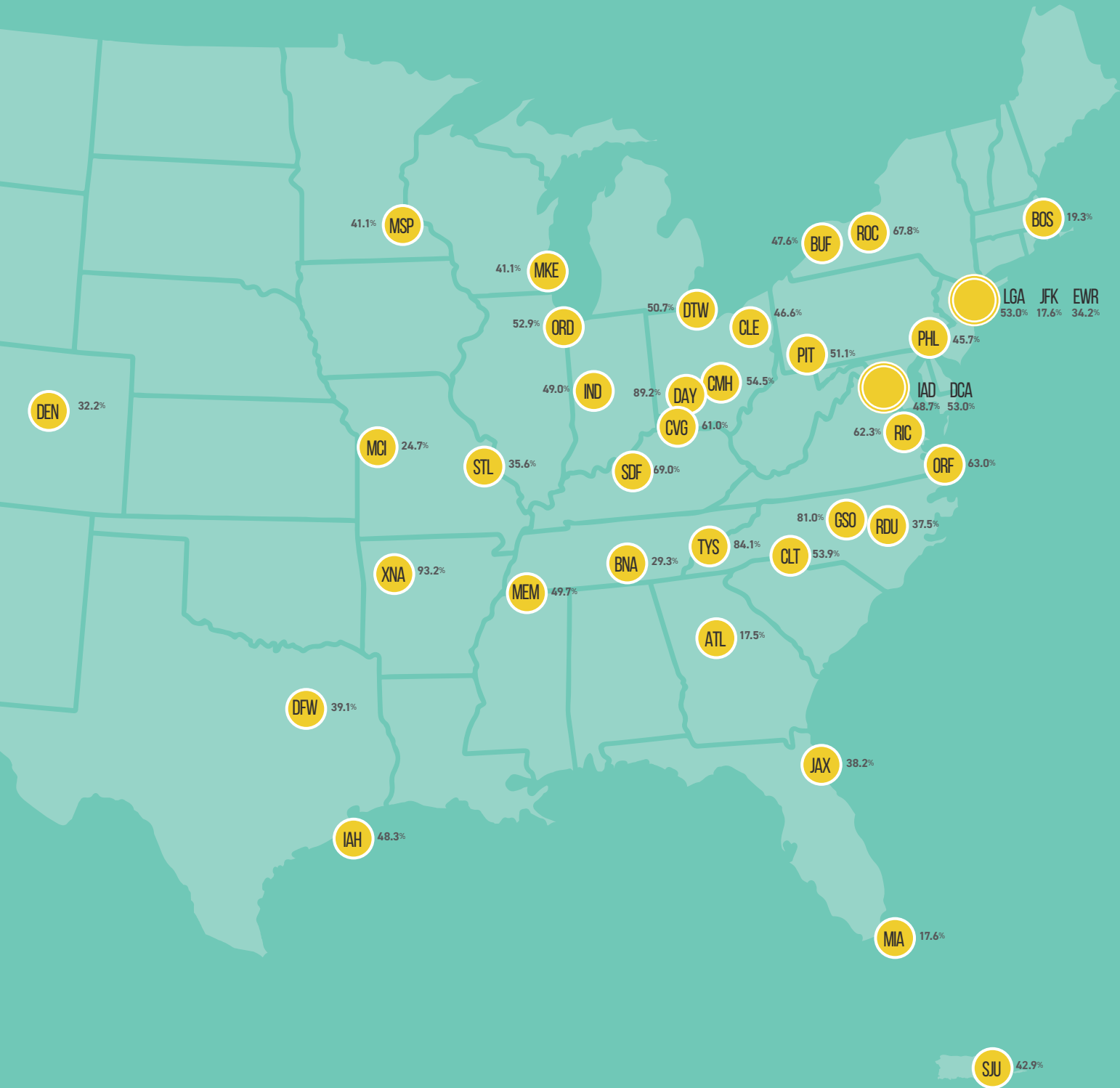
# Top 50 U.S. Airports for Regional Departures

Ranked by total scheduled departures with regional aircraft in 2018

Source: Delta Airport Consultants analysis of 2019 airline schedules via Airline Data online portal

Rank	Airport	Airport Code	Regional Departures	Total Departures	Regional Share
1	Chicago O'Hare	ORD	232,110	438,606	52.9%
2	Charlotte	CLT	140,007	259,816	53.9%
3	Dallas/Fort Worth	DFW	124,351	318,001	39.1%
4	Houston Bush	IAH	105,867	219,056	48.3%
5	New York LaGuardia	LGA	98,543	185,915	53.0%
6	Detroit	DTW	95,676	188,666	50.7%
7	Denver	DEN	91,784	284,771	32.2%
8	Washington National	DCA	78,452	147,943	53.0%
9	Philadelphia	PHL	78,289	171,446	45.7%
10	Minneapolis/St. Paul	MSP	76,037	184,781	41.1%
11	Atlanta	ATL	75,480	431,937	17.5%
12	New York Newark	EWK	72,080	210,484	34.2%
13	Seattle	SEA	68,209	208,273	32.7%
14	Los Angeles	LAX	67,918	321,966	21.1%
15	Washington Dulles	IAD	57,207	117,474	48.7%
16	Salt Lake City	SLC	51,340	122,948	41.8%
17	San Francisco	SFO	43,049	217,229	19.8%
18	Phoenix	PHX	39,935	188,388	21.2%
19	New York Kennedy	JFK	38,431	218,416	17.6%
20	Boston	BOS	37,910	196,197	19.3%
21	Cincinnati	CVG	32,724	53,622	61.0%
22	Portland, OR	PDX	32,289	92,951	34.7%
23	Pittsburgh	PIT	31,978	62,571	51.1%
24	St. Louis	STL	30,502	85,599	35.6%
25	Miami	MIA	28,477	161,793	17.6%
26	Columbus, OH	CMH	27,242	49,959	54.5%
27	Indianapolis	IND	26,273	53,648	49.0%
28	Raleigh/Durham	RDU	25,916	69,130	37.5%
29	Cleveland	CLE	24,964	53,591	46.6%
30	Nashville	BNA	23,619	80,713	29.3%
31	San Juan, PR	SJU	22,268	51,877	42.9%
32	Bethel	BET	20,565	21,402	96.1%
33	Anchorage	ANC	19,239	38,088	50.5%
34	Louisville	SDF	18,662	27,048	69.0%
35	Richmond	RIC	17,789	28,540	62.3%
36	Boise	BOI	16,508	24,678	66.9%
37	Norfolk	ORF	16,233	25,776	63.0%
38	Dayton	DAY	15,667	17,571	89.2%
39	Milwaukee	MKE	15,604	37,940	41.1%
40	San Jose	SJC	15,581	67,627	23.0%
41	Knoxville	TYS	15,506	18,432	84.1%
42	San Diego	SAN	15,123	100,068	15.1%
43	Kansas City	MCI	14,370	58,292	24.7%
44	Buffalo	BUF	14,364	30,207	47.6%
45	Greensboro	GSO	13,607	16,798	81.0%
46	Rochester, NY	ROC	13,500	19,910	67.8%
47	Juneau	JNU	13,306	17,713	75.1%
48	Memphis	MEM	13,245	26,624	49.7%
49	Fayetteville, AR	XNA	13,086	14,043	93.2%
50	Jacksonville, FL	JAX	12,917	33,770	38.2%





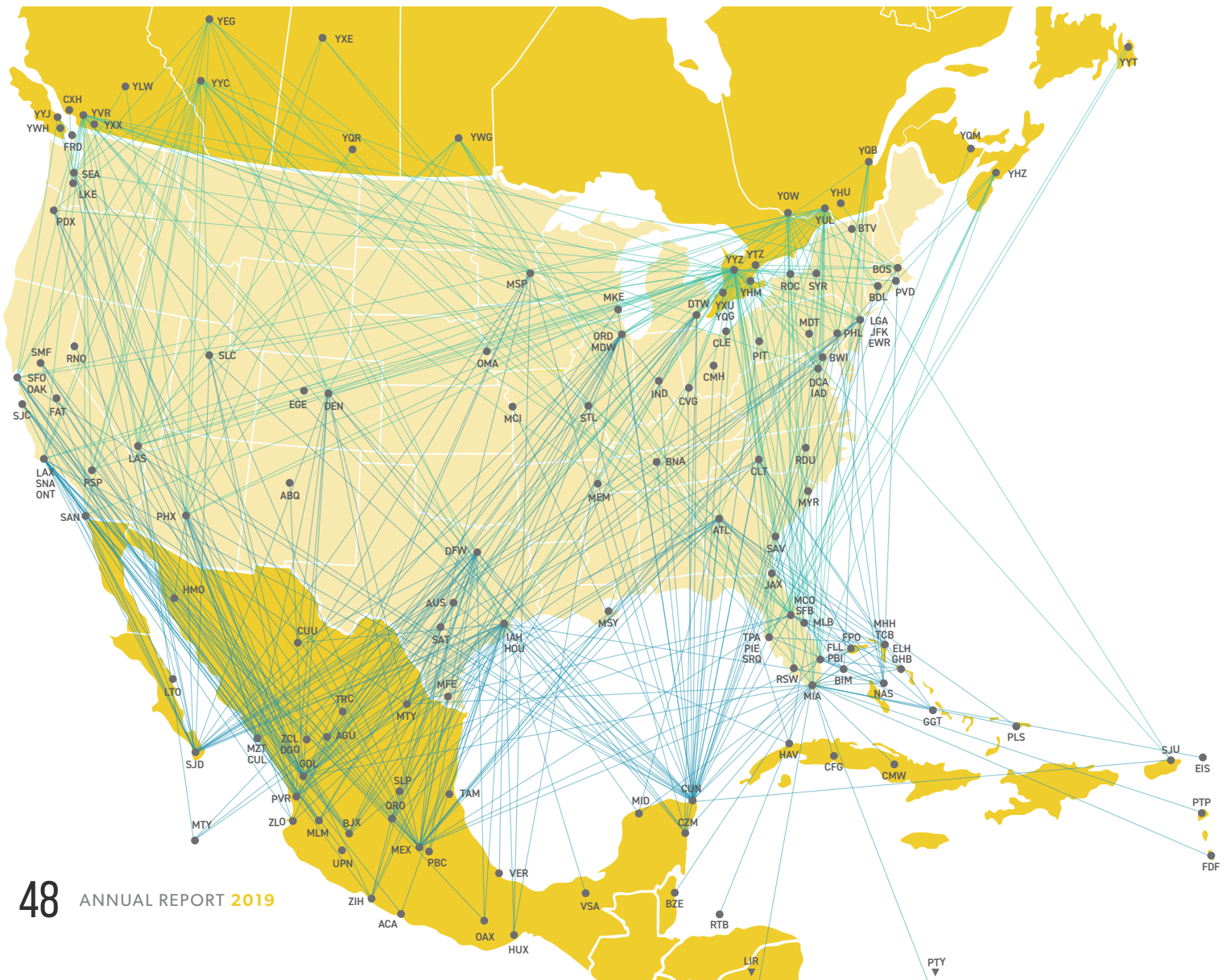


## Shortest & Longest Regional Routes (Lower 48)

	Origin	Destination	Marketing Carrier	Operating Carrier	Aircraft	Distance (SM)	Block Time (min)	# of 2018 Departures	
REGIONAL JET	<b>Shortest Distance</b>	<b>ABE:</b> Allentown, PA	<b>PHL:</b> Philadelphia, PA	American Airlines	Piedmont Airlines	ERJ-145	55	45	810
	<b>Shortest Time</b>	<b>ABE:</b> Allentown, PA	<b>PHL:</b> Philadelphia, PA	American Airlines	Piedmont Airlines	ERJ-145	55	45	810
	<b>Longest Distance</b>	<b>SFO:</b> San Francisco, CA	<b>MSN:</b> Madison, WI	United Airlines	SkyWest Airlines	E-175 Enhanced Winglets	1772	253	206
	<b>Longest Time</b>	<b>MSN:</b> Madison, WI	<b>SFO:</b> San Francisco, CA	United Airlines	SkyWest Airlines	E-175 Enhanced Winglets	1772	293	206
NON-JET	<b>Shortest Distance</b>	<b>MVY:</b> Martha's Vineyard, MA	<b>HYA:</b> Hyannis, MA	Cape Air	Cape Air	Cessna 402	26	17	251
	<b>Shortest Time</b>	<b>MVY:</b> Martha's Vineyard, MA	<b>HYA:</b> Hyannis, MA	Cape Air	Cape Air	Cessna 402	26	17	251
	<b>Longest Distance</b>	<b>SUN:</b> Sun Valley, ID	<b>LAX:</b> Los Angeles, CA	Alaska Airlines	Horizon Air	Bombardier Q400	696	159	205
	<b>Longest Time</b>	<b>HSV:</b> Huntsville, AL	<b>MCO:</b> Orlando, FL	Silver Airways	Silver Airways	Saab 340	539	160	122

Source: Delta Airport Consultants analysis of 2019 airline schedules via Airline Data online portal

## Regional Airline Transborder Service



# Passenger Service in U.S.

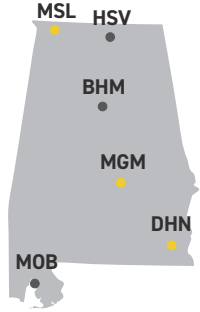
- Regional flights only (95% and above)
- Regional/other flights

State by State Analysis, including Alaska, Hawaii, and Puerto Rico.

\*Due to its size, Alaska can be found on its own dedicated page at the end of this section.

Source: Bureau of Transportation Statistics, Air Carrier Statistics Form 41 Traffic: T-100 Segment (U.S. Carriers Only) for 2018. EAS information is published by FAA for May 2019.

ALABAMA



**1,422,196**

2018 Regional Enplanements  
*(54% of industry total)*

**2,623,369**

2018 Industry Wide Enplanements

**33,310**

2018 Regional Departures  
*(76% of industry total)*

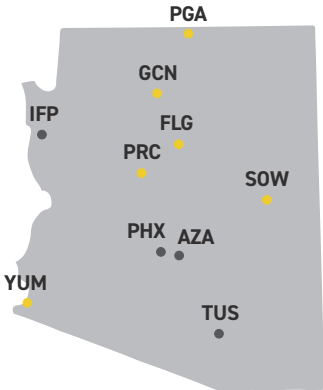
**44,044**

2018 Industry Wide Departures

EAS Community	Annual Contract Subsidy Rates 5/1/19	EAS Carrier	Start	Expiration	Order	Hub(s) Served
Muscle Shoals	\$2,848,421	Boutique Air	03/01/18	02/28/22	2017-11-9	ATL

Code	Airport Name	% Pax.	% Depts.	Code	Airport Name	% Pax.	% Depts.
BHM	Birmingham, AL	39%	61%	MGM	Montgomery	98%	99%
DHN	Dothan	100%	100%	MOB	Mobile	87%	95%
HSV	Huntsville	58%	76%	MSL	Muscle Shoals	100%	100%

ARIZONA



**3,001,624**

2018 Regional Enplanements  
*(12% of industry total)*

**24,278,247**

2018 Industry Wide Enplanements

**63,689**

2018 Regional Departures  
*(28% of industry total)*

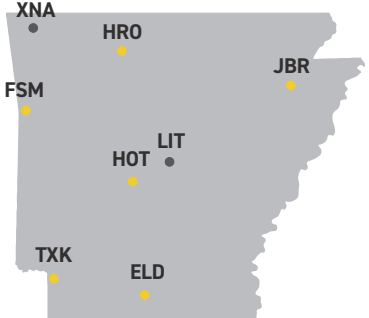
**224,146**

2018 Industry Wide Departures

EAS Community	Annual Contract Subsidy Rates 5/1/19	EAS Carrier	Start	Expiration	Order	Hub(s) Served
Page	\$4,398,924	AEAS/Contour	07/01/18	09/30/20	2018-6-22	LAS/PHX
Prescott	\$3,983,055	SkyWest	08/01/18	08/31/20	2018-7-12	DEN/LAX
Show Low	\$1,673,267	Boutique Air	07/01/18	06/30/22	2018-5-5	PHX

Code	Airport Name	% Pax.	% Depts.	Code	Airport Name	% Pax.	% Depts.
AZA	Phoenix Mesa	0%	0%	PHX	Phoenix	10%	22%
FLG	Flagstaff	98%	99%	PRC	Prescott	100%	100%
GCN	Grand Canyon	100%	100%	SOW	Show Low	100%	100%
IFP	Bullhead City	1%	5%	TUS	Tucson	31%	50%
IGM	Kingman	100%	100%	YUM	Yuma	100%	100%
PGA	Page	100%	100%				

ARKANSAS



**1,263,944**

2018 Regional Enplanements  
*(65% of industry total)*

**1,954,991**

2018 Industry Wide Enplanements

**29,055**

2018 Regional Departures  
*(83% of industry total)*

**34,977**

2018 Industry Wide Departures

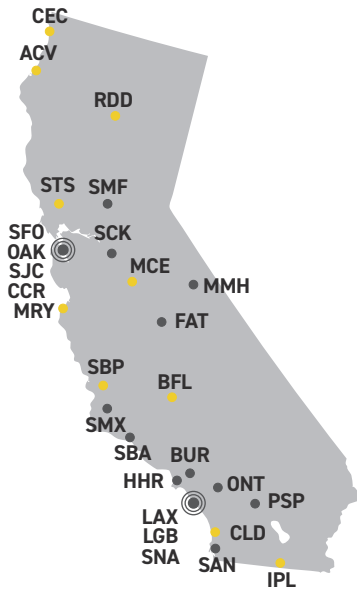
EAS Community	Annual Contract Subsidy Rates 5/1/19	EAS Carrier	Start	Expiration	Order	Hub(s) Served
El Dorado/Camden	\$2,541,851	Southern	03/01/19	02/28/21	2019-2-19	DFW/MEM
Harrison	\$2,668,665	Southern	03/01/19	02/28/21	2019-2-19	DFW/MEM
Hot Springs	\$2,662,717	Southern	03/01/19	02/28/21	2019-2-19	DFW
Jonesboro	\$2,040,947	Air Choice One	03/01/18	02/28/22	2017-11-22	STL

Code	Airport Name	% Pax.	% Depts.	Code	Airport Name	% Pax.	% Depts.
ELD	El Dorado	100%	100%	JBR	Jonesboro	100%	100%
FSM	Fort Smith	100%	100%	LIT	Little Rock	45%	66%
HOT	Hot Springs	100%	100%	TXK	Texarkana	100%	100%
HRO	Harrison	100%	100%	XNA	Fayetteville, AR	85%	93%

● Regional flights only (95% and above)

● Regional/other flights

CALIFORNIA



**11,651,437**  
2018 Regional Enplanements  
(11% of industry total)

**102,955,521**  
2018 Industry Wide  
Enplanements

**219,349**  
2018 Regional Departures  
(24% of industry total)

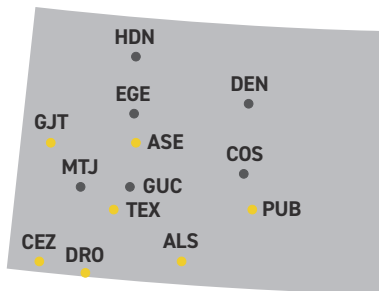
**907,469**  
2018 Industry Wide  
Departures

EAS Community	Annual Contract Subsidy Rates 5/1/19	EAS Carrier	Start	Expiration	Order	Hub(s) Served
Crescent City	\$3,310,503	AEAS/Contour	04/01/18	09/30/20	2018-2-17	OAK
El Centro	\$2,488,824	Mokulele	05/01/18	04/30/22	2018-3-6	LAX
Merced	\$3,249,944	Boutique Air	08/01/17	07/31/21	2019-4-24	LAX/SMF

Code	Airport Name	% Pax.	% Depts.
ACV	Arcata/Eureka	100%	100%
BFL	Bakersfield	100%	100%
BUR	Burbank	12%	20%
CCR	Buchanan Field Airport	0%	0%
CEC	Crescent City	100%	100%
CLD	San Diego - Carlsbad	100%	100%
FAT	Fresno	71%	86%
HHR	Jack Northrop Field/Hawthorne Municipal	0%	0%
IPL	Imperial	100%	100%
LAX	Los Angeles	11%	25%
LGB	Long Beach	9%	16%
MCE	Merced	100%	100%
MMH	Mammoth Lakes	96%	91%
MRY	Monterey	93%	97%

Code	Airport Name	% Pax.	% Depts.
OAK	Oakland	2%	6%
ONT	Ontario	9%	18%
PSP	Palm Springs	30%	51%
RDD	Redding	99%	99%
SAN	San Diego	7%	16%
SBA	Santa Barbara	80%	86%
SBP	San Luis Obispo	100%	100%
SCK	Sacramento	0%	0%
SFO	San Francisco	10%	22%
SJC	San Jose	13%	24%
SMF	Sacramento	12%	21%
SMX	Santa Maria	0%	1%
SNA	Orange County	8%	16%
STS	Santa Rosa	98%	99%

COLORADO



**5,410,924**  
2018 Regional Enplanements  
(16% of industry total)

**33,108,323**  
2018 Industry Wide  
Enplanements

**121,927**  
2018 Regional Departures  
(38% of industry total)

**316,846**  
2018 Industry Wide  
Departures

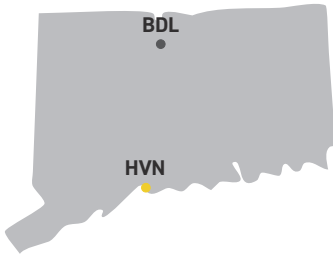
EAS Community	Annual Contract Subsidy Rates 5/1/19	EAS Carrier	Start	Expiration	Order	Hub(s) Served
Alamosa	\$2,891,307	Boutique Air	10/01/18	09/30/20	2018-9-6	DEN
Cortez	\$3,579,703	Boutique Air	10/01/18	09/30/20	2018-8-1	DEN/PHX
Pueblo	\$2,548,067	SkyWest	12/01/17	11/30/19	2017-6-8	DEN

Code	Airport Name	% Pax.	% Depts.
ALS	Alamosa	100%	100%
ASE	Aspen	100%	100%
CEZ	Cortez	100%	100%
COS	Colorado Springs	41%	67%
DEN	Denver	13%	32%
DRO	Durango	100%	100%
EGE	Vail	20%	37%

Code	Airport Name	% Pax.	% Depts.
GJT	Grand Junction	89%	96%
GUC	Gunnison	62%	79%
HDN	Hayden	54%	74%
MTJ	Montrose	80%	90%
PUB	Pueblo	83%	98%
TEX	Telluride	100%	100%



CONNECTICUT



**405,512**  
2018 Regional Enplanements  
(12% of industry total)

**3,256,944**  
2018 Industry Wide Enplanements

**8,211**  
2018 Regional Departures  
(26% of industry total)

**31,385**  
2018 Industry Wide Departures

Code	Airport Name	% Pax.	% Depts.
BDL	Hartford	11%	24%

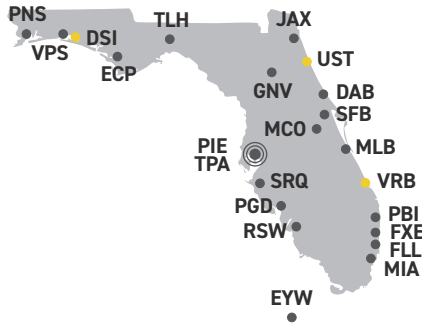
Code	Airport Name	% Pax.	% Depts.
HVN	New Haven	100%	100%

DELAWARE



No scheduled passenger air service in 2018.

FLORIDA



**4,469,456**  
2018 Regional Enplanements  
(5% of industry total)

**82,653,272**  
2018 Industry Wide Enplanements

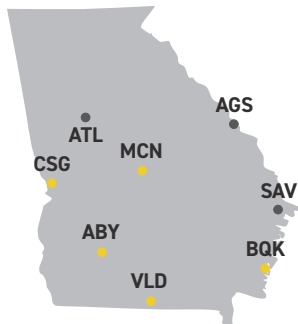
**99,821**  
2018 Regional Departures  
(15% of industry total)

**670,067**  
2018 Industry Wide Departures

Code	Airport Name	% Pax.	% Depts.
DAB	Daytona Beach	24%	39%
DSI	Destin, FL	99%	99%
ECP	Panama City, FL	14%	29%
EYW	Key West	71%	87%
FLL	Fort Lauderdale	1%	8%
FXE	Fort Lauderdale	9%	13%
GNV	Gainesville	84%	92%
JAX	Jacksonville, FL	23%	38%
MCO	Orlando	0%	0%
MIA	Miami	9%	20%
MLB	Melbourne, FL	17%	33%
PBI	West Palm Beach	2%	8%

Code	Airport Name	% Pax.	% Depts.
PGD	Punta Gorda, FL	0%	0%
PIE	St. Petersburg - Tampa	0%	0%
PNS	Pensacola	36%	60%
RSW	Fort Myers	2%	5%
SFB	Orlando Sanford	1%	9%
SRQ	Sarasota	23%	39%
TLH	Tallahassee	65%	81%
TPA	Tampa	2%	7%
UST	Northeast Florida	100%	100%
VPS	Fort Walton Beach	27%	44%
VRB	Vero Beach	100%	100%

GEORGIA



**4,667,531**  
2018 Regional Enplanements  
(9% of industry total)

**53,050,276**  
2018 Industry Wide Enplanements

**93,626**  
2018 Regional Departures  
(21% of industry total)

**451,320**  
2018 Industry Wide Departures

EAS Community	Annual Contract Subsidy Rates 5/1/19	EAS Carrier	Start	Expiration	Order	Hub(s) Served
Macon	\$4,687,979	AEAS/Contour	08/18/17	07/31/19	2017-1-1	BWI

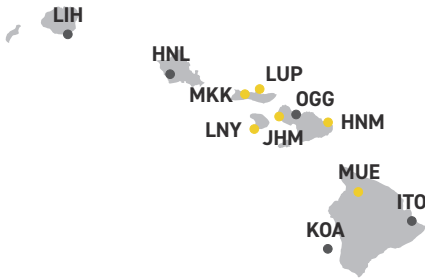
Code	Airport Name	% Pax.	% Depts.
ABY	Albany, GA	100%	100%
AGS	Augusta, GA	66%	84%
ATL	Atlanta	7%	18%
BQK	Brunswick	100%	100%

Code	Airport Name	% Pax.	% Depts.
CSG	Columbus, GA	97%	97%
MCN	Macon	91%	98%
SAV	Savannah	35%	54%
VLD	Valdosta	100%	100%

● Regional flights only (95% and above)

● Regional/other flights

HAWAII



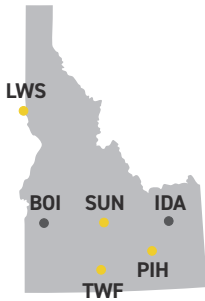
**443,606** 2018 Regional Enplanements (3% of industry total)  
**15,792,222** 2018 Industry Wide Enplanements  
**49,177** 2018 Regional Departures (30% of industry total)  
**164,758** 2018 Industry Wide Departures

EAS Community	Annual Contract Subsidy Rates 5/1/19	EAS Carrier	Start	Expiration	Order	Hub(s) Served
Hana	\$114,099	Mokulele	11/21/17	11/30/19	2017-12-13	OGG
Kamuela	\$377,584	Mokulele	06/30/18	06/30/19	2018-4-14	OGG

Code	Airport Name	% Pax.	% Depts.
HNL	Honolulu	2%	19%
HNM	Hana	100%	100%
ITO	Hilo	0%	0%
JHM	Kapalua	100%	100%
KOA	Kona	2%	27%
LIH	Kauai Island	0%	0%

Code	Airport Name	% Pax.	% Depts.
LNY	Lanai City	100%	100%
LUP	Kalaupapa	100%	100%
MKK	Hoolehua	100%	100%
MUE	Kamuela	100%	100%
OGG	Kahului	2%	31%

IDAHO

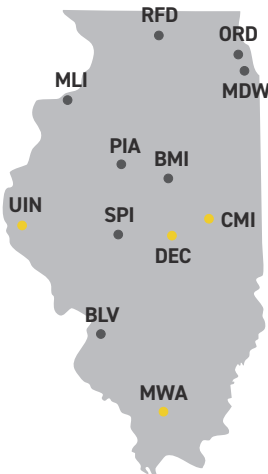


**1,327,896** 2018 Regional Enplanements (56% of industry total)  
**2,384,662** 2018 Industry Wide Enplanements  
**25,252** 2018 Regional Departures (75% of industry total)  
**33,840** 2018 Industry Wide Departures

Code	Airport Name	% Pax.	% Depts.
BOI	Boise	49%	67%
IDA	Idaho Falls	73%	89%
LWS	Lewiston	95%	99%

Code	Airport Name	% Pax.	% Depts.
PIH	Pocatello	98%	99%
SUN	Sun Valley	100%	100%
TWF	Twin Falls	100%	100%

ILLINOIS



**11,633,846** 2018 Regional Enplanements (24% of industry total)  
**48,508,277** 2018 Industry Wide Enplanements  
**252,810** 2018 Regional Departures (48% of industry total)  
**524,287** 2018 Industry Wide Departures

EAS Community	Annual Contract Subsidy Rates 5/1/19	EAS Carrier	Start	Expiration	Order	Hub(s) Served
Decatur	\$3,002,731	Cape Air	02/01/18	01/31/20	2017-12-20	ORD/STL
Marion/Herrin	\$2,954,596	Cape Air	12/01/15	11/30/19	2015-10-19	STL
Quincy/Hannibal, MO	\$2,659,328	SkyWest	12/01/17	11/30/19	2017-8-25	ORD

Code	Airport Name	% Pax.	% Depts.
BLV	Belleville	0%	0%
BMI	Bloomington	77%	91%
CMI	Champaign	98%	99%
DEC	Decatur	100%	100%
MDW	Chicago Midway	2%	4%
MLI	Moline	80%	92%

Code	Airport Name	% Pax.	% Depts.
MWA	Marion	100%	100%
ORD	Chicago O'Hare	29%	55%
PIA	Peoria	68%	88%
RFD	Chicago/Rockford	0%	0%
SPI	Springfield	73%	92%
UIN	Quincy	100%	100%

INDIANA



**2,115,300**  
2018 Regional Enplanements  
(37% of industry total)

**5,669,791**  
2018 Industry Wide Enplanements

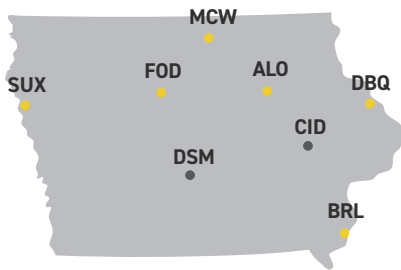
**43,998**  
2018 Regional Departures  
(61% of industry total)

**72,559**  
2018 Industry Wide Departures

Code	Airport Name	% Pax.	% Depts.
EVV	Evansville	80%	92%
FWA	Fort Wayne	77%	92%

Code	Airport Name	% Pax.	% Depts.
IND	Indianapolis	29%	49%
SBN	South Bend	71%	89%

IOWA



**1,064,360**  
2018 Regional Enplanements  
(51% of industry total)

**2,101,138**  
2018 Industry Wide Enplanements

**26,072**  
2018 Regional Departures  
(76% of industry total)

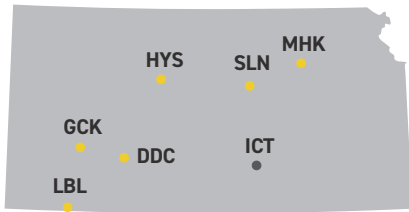
**34,512**  
2018 Industry Wide Departures

EAS Community	Annual Contract Subsidy Rates 5/1/19	EAS Carrier	Start	Expiration	Order	Hub(s) Served
Burlington	\$2,439,963	Air Choice One	02/01/18	01/31/22	2017-12-20	ORD/STL
Fort Dodge	\$2,920,405	Air Choice One	03/01/17	02/28/21	2016-12-28	MSP/STL
Mason City	\$2,920,405	Air Choice One	03/01/17	02/28/21	2016-12-28	MSP/ORD
Waterloo	\$1,727,411	American	05/01/18	04/30/20	2018-1-4	ORD

Code	Airport Name	% Pax.	% Depts.
ALO	Waterloo	94%	98%
BRL	Burlington, IA	100%	100%
CID	Cedar Rapids	58%	78%
DBQ	Dubuque	96%	99%

Code	Airport Name	% Pax.	% Depts.
DSM	Des Moines	43%	63%
FOD	Fort Dodge	100%	100%
MCW	Mason City	100%	100%
SUX	Sioux City	99%	99%

KANSAS



**519,327**  
2018 Regional Enplanements  
(53% of industry total)

**979,735**  
2018 Industry Wide Enplanements

**13,803**  
2018 Regional Departures  
(78% of industry total)

**17,653**  
2018 Industry Wide Departures

EAS Community	Annual Contract Subsidy Rates 5/1/19	EAS Carrier	Start	Expiration	Order	Hub(s) Served
Dodge City	\$3,621,182	Boutique Air	01/01/18	01/31/20	2017-10-13	DEN
Garden City	\$873,861	American	08/01/18	07/31/20	2018-5-13	DFW
Hays	\$3,123,573	SkyWest	08/01/18	07/31/21	2018-5-13	DEN
Liberal/Guymon, OK	\$3,747,998	SkyWest	01/01/18	01/31/20	2017-10-13	DEN
Salina	\$2,995,087	SkyWest	04/01/18	03/31/20	2017-12-22	DEN/ORD

Code	Airport Name	% Pax.	% Depts.
DDC	Dodge City	100%	100%
GCK	Garden City	100%	100%
HYS	Hays	100%	100%
ICT	Wichita	45%	68%

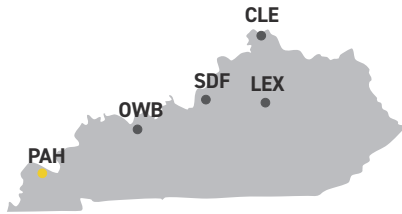
Code	Airport Name	% Pax.	% Depts.
LBL	Liberal	100%	100%
MHK	Manhattan	97%	99%
SLN	Salina	94%	99%



● Regional flights only (95% and above)

● Regional/other flights

KENTUCKY



**2,942,648**  
2018 Regional Enplanements  
(43% of industry total)

**6,854,697**  
2018 Industry Wide Enplanements

**61,892**  
2018 Regional Departures  
(67% of industry total)

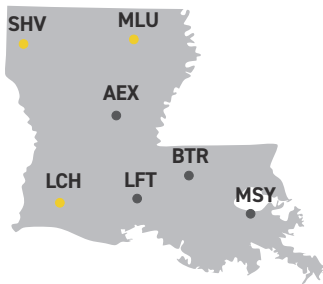
**92,443**  
2018 Industry Wide Departures

EAS Community	Annual Contract Subsidy Rates 5/1/19	EAS Carrier	Start	Expiration	Order	Hub(s) Served
Owensboro	\$2,191,479	Cape Air	01/01/16	12/31/19	2015-10-18	STL
Paducah	\$2,787,695	SkyWest	02/01/18	01/31/20	2017-11-17	ORD

Code	Airport Name	% Pax.	% Depts.
CVG	Cincinnati	38%	62%
LEX	Lexington	64%	83%
OWB	Owensboro	27%	91%

Code	Airport Name	% Pax.	% Depts.
PAH	Paducah	99%	100%
SDF	Louisville	46%	68%

LOUISIANA



**1,382,942**  
2018 Regional Enplanements  
(18% of industry total)

**7,821,607**  
2018 Industry Wide Enplanements

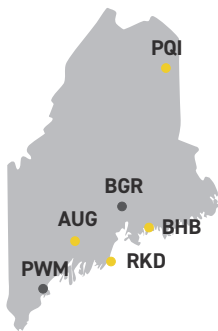
**31,093**  
2018 Regional Departures  
(37% of industry total)

**83,597**  
2018 Industry Wide Departures

Code	Airport Name	% Pax.	% Depts.
AEX	Alexandria, LA	85%	89%
BTR	Baton Rouge	85%	92%
LCH	Lake Charles	99%	100%
LFT	Lafayette	83%	91%

Code	Airport Name	% Pax.	% Depts.
MLU	Monroe	99%	100%
MSY	New Orleans	5%	9%
SHV	Shreveport	91%	97%

MAINE



**757,586**  
2018 Regional Enplanements  
(54% of industry total)

**1,404,165**  
2018 Industry Wide Enplanements

**18,808**  
2018 Regional Departures  
(77% of industry total)

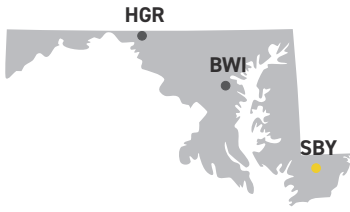
**24,579**  
2018 Industry Wide Departures

EAS Community	Annual Contract Subsidy Rates 5/1/19	EAS Carrier	Start	Expiration	Order	Hub(s) Served
Augusta/Waterville	\$2,068,605	Cape Air	11/01/18	10/31/22	2018-9-4	BOS
Bar Harbor (Labor Day to Memorial Day)	\$1,831,275	Cape Air	07/01/16	06/30/20	2016-4-10	BOS
Bar Harbor (Memorial Day to Labor Day)	\$1,399,714	Silver Airways	07/01/18	09/07/20	2018-5-9	BOS
Presque Isle/Houlton	\$4,780,955	United	07/01/18	06/30/20	2018-3-18	EWR
Rockland	\$2,218,126	Cape Air	11/01/18	10/31/22	2018-9-4	BOS

Code	Airport Name	% Pax.	% Depts.
AUG	Augusta, ME	100%	100%
BGR	Bangor	78%	91%
BHB	Bar Harbor	100%	100%

Code	Airport Name	% Pax.	% Depts.
PQI	Presque Isle	100%	100%
PWM	Portland, ME	46%	65%
RKD	Rockland	100%	100%

MARYLAND



**337,449**  
2018 Regional Enplanements  
(3% of industry total)

**13,436,920**  
2018 Industry Wide Enplanements

**13,789**  
2018 Regional Departures  
(12% of industry total)

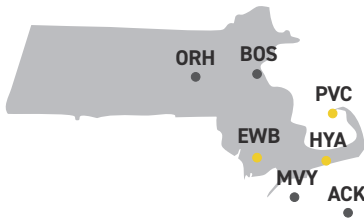
**116,648**  
2018 Industry Wide Departures

EAS Community	Annual Contract Subsidy Rates 5/1/19	EAS Carrier	Start	Expiration	Order	Hub(s) Served
Hagerstown	\$2,317,073	Southern	04/01/19	03/31/21	2019-3-14	BWI/PIT

Code	Airport Name	% Pax.	% Depts.
BWI	Baltimore	2%	9%
HGR	Hagerstown	11%	90%

Code	Airport Name	% Pax.	% Depts.
SBY	Salisbury	100%	100%

MASSACHUSETTS



**1,215,368**  
2018 Regional Enplanements  
(7% of industry total)

**17,471,209**  
2018 Industry Wide Enplanements

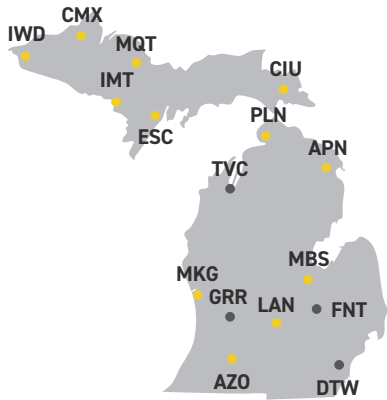
**64,442**  
2018 Regional Departures  
(32% of industry total)

**200,661**  
2018 Industry Wide Departures

Code	Airport Name	% Pax.	% Depts.
ACK	Nantucket	61%	95%
BOS	Boston	6%	22%
EWB	New Bedford	100%	100%
HYA	Hyannis	73%	99%

Code	Airport Name	% Pax.	% Depts.
MVY	Martha's Vineyard	60%	95%
ORH	Worcester	7%	16%
PVC	Provincetown	100%	100%

MICHIGAN



**6,510,919**  
2018 Regional Enplanements  
(32% of industry total)

**20,113,652**  
2018 Industry Wide Enplanements

**133,684**  
2018 Regional Departures  
(57% of industry total)

**233,729**  
2018 Industry Wide Departures

EAS Community	Annual Contract Subsidy Rates 5/1/19	EAS Carrier	Start	Expiration	Order	Hub(s) Served
Alpena	\$2,404,327	SkyWest	10/01/18	09/30/20	2018-5-38	DTW
Escanaba	\$3,017,718	SkyWest	01/01/19	12/31/20	2018-6-18	DTW
Hancock/Houghton	\$2,024,076	SkyWest	02/01/18	01/31/20	2017-11-17	ORD
Iron Mountain/Kingsford	\$3,275,512	SkyWest	02/01/19	01/31/21	2018-10-18	DTW/MSP
Ironwood/Ashland, WI	\$3,513,814	Air Choice One	08/01/16	07/31/20	2016-6-16	MSP/ORD
Manistee/Ludington	\$2,990,575	AEAS/North Country Sky	08/01/18	09/30/20	2018-4-19	MDW
Muskegon	\$2,608,523	SkyWest	02/01/18	01/31/20	2017-11-17	ORD
Pellston	\$1,346,679	SkyWest	02/01/18	01/31/20	2017-10-14	DTW
Sault Ste. Marie	\$2,729,306	SkyWest	02/01/19	01/31/21	2018-10-18	DTW/MSP

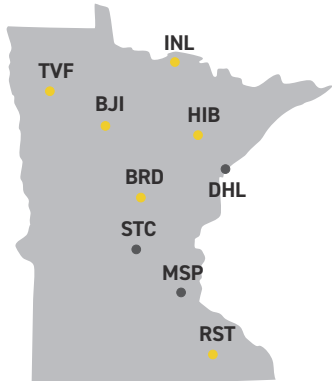
Code	Airport Name	% Pax.	% Depts.
APN	Alpena	100%	100%
AZO	Kalamazoo	100%	100%
CIU	Sault Ste Marie, MI	100%	100%
CMX	Hancock	98%	99%
DTW	Detroit	28%	51%
ESC	Escanaba	100%	100%
FNT	Flint	45%	69%
GRR	Grand Rapids	37%	60%

Code	Airport Name	% Pax.	% Depts.
IMT	Iron Mountain	100%	100%
IWD	Ironwood	100%	100%
LAN	Lansing	97%	98%
MBS	Saginaw	100%	100%
MKG	Muskegon	92%	98%
MQT	Marquette	100%	100%
PLN	Pellston	100%	100%
TVC	Traverse City	89%	94%

● Regional flights only (95% and above)

● Regional/other flights

MINNESOTA



**4,276,874**  
2018 Regional Enplanements  
(23% of industry total)

**18,763,417**  
2018 Industry Wide Enplanements

**85,525**  
2018 Regional Departures  
(44% of industry total)

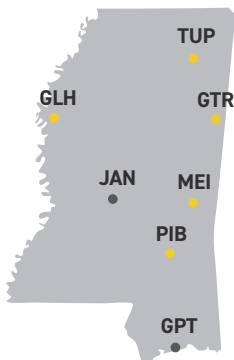
**192,971**  
2018 Industry Wide Departures

EAS Community	Annual Contract Subsidy Rates 5/1/19	EAS Carrier	Start	Expiration	Order	Hub(s) Served
Bemidji	\$1,309,684	SkyWest	03/01/18	02/29/20	2017-12-15	MSP
Brainerd	\$1,973,113	SkyWest	02/01/19	01/31/21	2018-10-18	MSP
Chisholm/Hibbing	\$2,792,813	SkyWest	06/01/18	05/31/20	2018-2-10	MSP
International Falls	\$2,981,632	SkyWest	02/01/19	01/31/21	2018-10-18	MSP
Thief River Falls	\$3,350,312	Boutique Air	06/01/18	05/31/20	2018-1-17	MSP

Code	Airport Name	% Pax.	% Depts.
BJI	Bemidji	96%	99%
BRD	Brainerd	94%	99%
DHL	Duluth	82%	90%
HIB	Hibbing/Chisholm	92%	99%
INL	International Falls	95%	99%

Code	Airport Name	% Pax.	% Depts.
MSP	Minneapolis/St. Paul	21%	41%
RST	Rochester, MN	98%	99%
STC	St Cloud	0%	0%
TVF	Thief River Falls	100%	100%

MISSISSIPPI



**521,680**  
2018 Regional Enplanements  
(54% of industry total)

**960,867**  
2018 Industry Wide Enplanements

**14,227**  
2018 Regional Departures  
(77% of industry total)

**18,365**  
2018 Industry Wide Departures

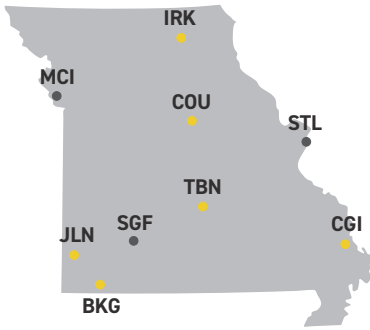
EAS Community	Annual Contract Subsidy Rates 5/1/19	EAS Carrier	Start	Expiration	Order	Hub(s) Served
Greenville	\$2,792,256	Boutique Air	10/01/17	09/30/21	2017-6-23	ATL/DFW
Laurel/Hattiesburg	\$3,066,327	SkyWest	11/01/18	10/31/20	2018-6-23	DFW/ORD
Meridian	\$3,265,490	SkyWest	11/01/18	10/31/20	2018-6-23	DFW/ORD
Tupelo	\$3,932,032	AEAS/Contour	03/01/18	09/30/20	2018-3-17	BNA

Code	Airport Name	% Pax.	% Depts.
GLH	Greenville, MS	100%	100%
GPT	Gulfport/Biloxi	41%	61%
GTR	Columbus	96%	98%
JAN	Jackson, MS	54%	73%

Code	Airport Name	% Pax.	% Depts.
MEI	Meridian	100%	100%
PIB	Laurel	94%	99%
TUP	Tupelo	93%	99%



MISSOURI



**2,540,796**  
2018 Regional Enplanements  
(18% of industry total)

**14,464,098**  
2018 Industry Wide Enplanements

**59,588**  
2018 Regional Departures  
(38% of industry total)

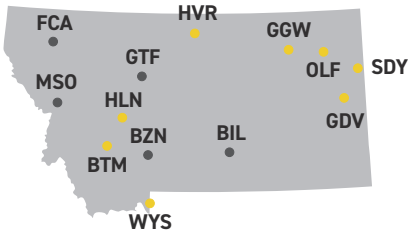
**157,616**  
2018 Industry Wide Departures

EAS Community	Annual Contract Subsidy Rates 5/1/19	EAS Carrier	Start	Expiration	Order	Hub(s) Served
Cape Girardeau/Sikeston	\$2,984,760	SkyWest	12/01/17	11/30/19	2017-8-25	ORD
Fort Leonard Wood	\$3,111,628	AEAS/Contour	02/01/19	09/30/21	2018-12-13	STL
Kirkville	\$2,049,324	Cape Air	10/01/16	09/30/20	2016-8-14	STL

Code	Airport Name	% Pax.	% Depts.
BKG	Branson	9%	40%
CGI	Cape Girardeau	100%	100%
COU	Columbia, MO	98%	98%
IRK	Kirkville	100%	100%
JLN	Joplin	100%	100%

Code	Airport Name	% Pax.	% Depts.
MCI	Kansas City	14%	25%
SGF	Springfield, MO	77%	91%
STL	St. Louis	14%	36%
TBN	Fort Leonard Wood	100%	100%

MONTANA



**1,144,121**  
2018 Regional Enplanements  
(52% of industry total)

**2,195,870**  
2018 Industry Wide Enplanements

**30,280**  
2018 Regional Departures  
(78% of industry total)

**38,770**  
2018 Industry Wide Departures

EAS Community	Annual Contract Subsidy Rates 5/1/19	EAS Carrier	Start	Expiration	Order	Hub(s) Served
Butte	\$881,665	SkyWest	01/01/18	12/31/19	2017-8-23	SLC
Glasgow	\$2,259,831	Cape Air	01/01/16	12/31/19	2015-9-20	BIL
Glendive	\$2,196,798	Cape Air	01/01/16	12/31/19	2015-9-20	BIL
Havre	\$2,278,526	Cape Air	01/01/16	12/31/19	2015-9-20	BIL
Sidney	\$4,248,267	Cape Air	01/01/16	12/31/19	2015-9-20	BIL
West Yellowstone	\$649,630	SkyWest	05/09/19	10/13/20	2019-3-4	SLC
Wolf Point	\$2,397,206	Cape Air	01/01/16	12/31/19	2015-9-20	BIL

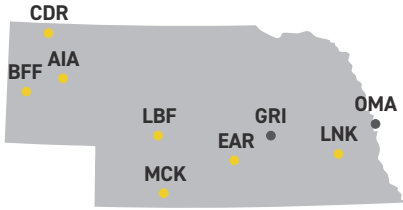
Code	Airport Name	% Pax.	% Depts.
BIL	Billings	43%	78%
BTM	Butte	99%	99%
BZN	Bozeman	35%	54%
FCA	Kalispell	61%	79%
GDV	Glendive	100%	100%
GGW	Glasgow, MT	100%	100%
GTF	Great Falls	76%	90%

Code	Airport Name	% Pax.	% Depts.
HLN	Helena	100%	100%
HVR	Havre	100%	100%
MSO	Missoula	53%	73%
OLF	Wolf Point	100%	100%
SDY	Sidney	100%	100%
WYS	West Yellowstone	100%	100%

● Regional flights only (95% and above)

● Regional/other flights

NEBRASKA



**904,067**  
2018 Regional Enplanements  
(33% of industry total)

**2,759,230**  
2018 Industry Wide Enplanements

**20,457**  
2018 Regional Departures  
(57% of industry total)

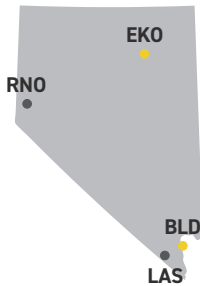
**35,661**  
2018 Industry Wide Departures

EAS Community	Annual Contract Subsidy Rates 5/1/19	EAS Carrier	Start	Expiration	Order	Hub(s) Served
Alliance	\$2,273,850	Boutique Air	06/01/17	05/31/19	2017-5-17	DEN
Chadron	\$2,066,589	Boutique Air	06/01/17	05/31/19	2017-5-17	DEN
Grand Island	\$907,348	American	07/01/17	06/30/19	2017-6-16	DFW
Kearney	\$3,675,276	SkyWest	08/01/18	08/31/20	2017-12-23	DEN
McCook	\$2,462,456	Boutique Air	06/01/18	05/31/22	2018-5-10	DEN
North Platte	\$3,575,926	SkyWest	02/01/18	01/31/20	2017-10-15	DEN
Scottsbluff	\$3,152,294	SkyWest	02/01/18	01/31/20	2017-10-15	DEN

Code	Airport Name	% Pax.	% Depts.
AIA	Alliance	100%	100%
BFF	Scottsbluff	83%	96%
CDR	Chadron	100%	100%
EAR	Kearney	100%	100%
GRI	Grand Island	50%	76%

Code	Airport Name	% Pax.	% Depts.
LBF	North Platte	96%	99%
LNK	Lincoln	97%	98%
MCK	Mccook	100%	100%
OMA	Omaha	27%	45%

NEVADA



**963,045**  
2018 Regional Enplanements  
(4% of industry total)

**24,358,541**  
2018 Industry Wide Enplanements

**22,429**  
2018 Regional Departures  
(11% of industry total)

**196,495**  
2018 Industry Wide Departures

Code	Airport Name	% Pax.	% Depts.
BLD	Las Vegas	100%	100%
EKO	Elko	100%	100%

Code	Airport Name	% Pax.	% Depts.
LAS	Las Vegas	2%	4%
RNO	Reno	24%	39%

NEW HAMPSHIRE



**335,268**  
2018 Regional Enplanements  
(35% of industry total)

**969,601**  
2018 Industry Wide Enplanements

**8,388**  
2018 Regional Departures  
(61% of industry total)

**13,777**  
2018 Industry Wide Departures

EAS Community	Annual Contract Subsidy Rates 5/1/19	EAS Carrier	Start	Expiration	Order	Hub(s) Served
Lebanon/White River Jct.	\$3,602,667	Cape Air	12/01/18	11/30/22	2018-9-14	BOS/HPN

Code	Airport Name	% Pax.	% Depts.
LEB	Lebanon	100%	100%
MHT	Manchester, NH	36%	55%

Code	Airport Name	% Pax.	% Depts.
PSM	Portsmouth, NH	0%	0%

NEW JERSEY



**3,331,302**  
2018 Regional Enplanements  
(16% of industry total)

**21,102,658**  
2018 Industry Wide Enplanements

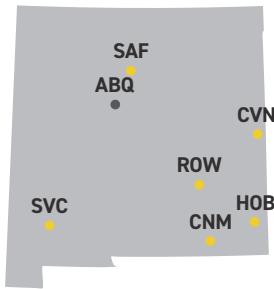
**69,372**  
2018 Regional Departures  
(36% of industry total)

**192,030**  
2018 Industry Wide Departures

Code	Airport Name	% Pax.	% Depts.
ACY	Atlantic City	0%	0%
EWR	New York Newark	17%	37%

Code	Airport Name	% Pax.	% Depts.
TTN	Trenton	0%	0%

NEW MEXICO



**807,049**  
2018 Regional Enplanements  
(27% of industry total)

**2,939,895**  
2018 Industry Wide Enplanements

**20,297**  
2018 Regional Departures  
(53% of industry total)

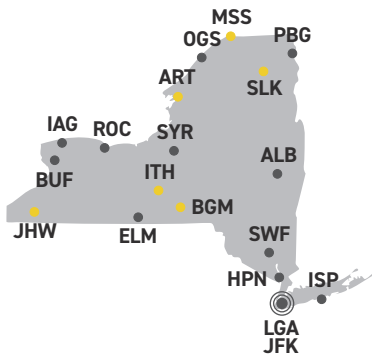
**37,968**  
2018 Industry Wide Departures

EAS Community	Annual Contract Subsidy Rates 5/1/19	EAS Carrier	Start	Expiration	Order	Hub(s) Served
Carlsbad	\$3,041,207	Boutique Air	06/01/17	05/31/19	2017-6-10	ABQ/DFW
Clovis	\$4,281,129	Boutique Air	08/01/18	01/31/20	2018-8-13	DFW
Silver City/Hurley/Deming	\$3,513,367	Advanced Air	01/01/19	12/31/20	2018-10-15	ABQ/PHX

Code	Airport Name	% Pax.	% Depts.
ABQ	Albuquerque	22%	41%
CNM	Carlsbad	100%	100%
CVN	Clovis	100%	100%
HOB	Hobbs	100%	100%

Code	Airport Name	% Pax.	% Depts.
ROW	Roswell	100%	100%
SAF	Santa Fe	100%	100%
SVC	Silver City	100%	100%

NEW YORK



**9,677,391**  
2018 Regional Enplanements  
(23% of industry total)

**42,757,180**  
2018 Industry Wide Enplanements

**202,704**  
2018 Regional Departures  
(45% of industry total)

**455,009**  
2018 Industry Wide Departures

EAS Community	Annual Contract Subsidy Rates 5/1/19	EAS Carrier	Start	Expiration	Order	Hub(s) Served
Massena	\$3,074,254	Boutique Air	04/01/19	03/31/21	2019-3-3	BOS
Ogdensburg	\$2,998,813	SkyWest	05/03/19	03/31/21	2019-3-3	IAD/ORD
Plattsburgh	\$3,371,895	SkyWest	07/01/18	06/30/20	2018-3-18	IAD
Saranac Lake/Lake Placid	\$2,107,229	Cape Air	03/01/18	02/28/22	2018-1-15	BOS
Watertown (NY)	\$3,949,646	American	02/01/18	01/31/20	2017-10-17	PHL

Code	Airport Name	% Pax.	% Depts.
ALB	Albany, NY	29%	58%
ART	Watertown, NY	100%	100%
BGM	Binghamton	100%	100%
BUF	Buffalo	28%	47%
ELM	Elmira/Corning	69%	88%
HPN	Westchester County	45%	68%
IAG	Niagara Falls	0%	0%
ISP	Long Island Islip	4%	14%
ITH	Ithaca	100%	100%
JFK	New York Kennedy	10%	22%

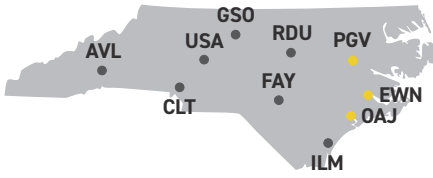
Code	Airport Name	% Pax.	% Depts.
JHW	Jamestown, NY	100%	100%
LGA	New York LaGuardia	33%	55%
MSS	Massena	100%	100%
OGS	Ogdensburg	25%	89%
PBG	Plattsburgh	7%	39%
ROC	Rochester, NY	51%	71%
SLK	Saranac Lake	100%	100%
SWF	Newburgh	37%	59%
SYR	Syracuse	56%	74%



● Regional flights only (95% and above)

● Regional/other flights

NORTH CAROLINA



**10,040,175**  
2018 Regional Enplanements  
(32% of industry total)

**31,183,250**  
2018 Industry Wide Enplanements

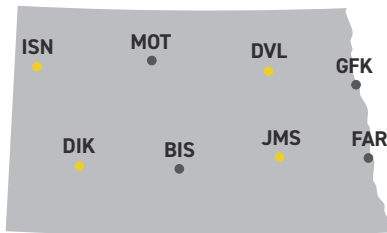
**195,700**  
2018 Regional Departures  
(54% of industry total)

**363,290**  
2018 Industry Wide Departures

Code	Airport Name	% Pax.	% Depts.
AVL	Asheville	47%	69%
CLT	Charlotte	32%	53%
EWN	New Bern	100%	100%
FAY	Fayetteville, NC	81%	92%
GSO	Greensboro	62%	80%

Code	Airport Name	% Pax.	% Depts.
ILM	Wilmington, NC	67%	83%
OAJ	Jacksonville, NC	99%	99%
PGV	Greenville	96%	98%
RDU	Raleigh/Durham	21%	37%
USA	Concord, NC	0%	0%

NORTH DAKOTA



**759,691**  
2018 Regional Enplanements  
(68% of industry total)

**1,112,485**  
2018 Industry Wide Enplanements

**18,050**  
2018 Regional Departures  
(87% of industry total)

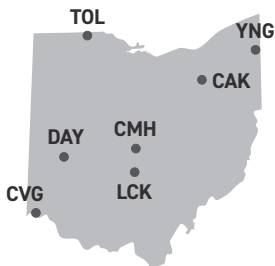
**20,805**  
2018 Industry Wide Departures

EAS Community	Annual Contract Subsidy Rates 5/1/19	EAS Carrier	Start	Expiration	Order	Hub(s) Served
Devils Lake	\$3,935,087	SkyWest	07/01/18	06/30/20	2018-5-12	DEN
Dickinson	\$3,650,000	United	10/01/18	09/30/20	2018-6-17	DEN
Jamestown (ND)	\$2,688,493	SkyWest	07/01/18	06/30/20	2018-5-12	DEN

Code	Airport Name	% Pax.	% Depts.
BIS	Bismarck	62%	82%
DIK	Dickinson	100%	100%
DVL	Devils Lake	100%	100%
FAR	Fargo	61%	81%

Code	Airport Name	% Pax.	% Depts.
GFK	Grand Forks	72%	88%
ISN	Williston	100%	100%
JMS	Jamestown, ND	100%	100%
MOT	Minot	71%	88%

OHIO



**3,511,324**  
2018 Regional Enplanements  
(34% of industry total)

**10,286,798**  
2018 Industry Wide Enplanements

**75,241**  
2018 Regional Departures  
(58% of industry total)

**130,468**  
2018 Industry Wide Departures

Code	Airport Name	% Pax.	% Depts.
CAK	Akron	68%	86%
CLE	Cleveland	25%	47%
CMH	Columbus, OH	34%	55%
DAY	Dayton	73%	89%

Code	Airport Name	% Pax.	% Depts.
LCK	Columbus Rickenbacker	0%	0%
TOL	Toledo	54%	80%
YNG	Youngstown	1%	8%

OKLAHOMA



**1,206,021**  
2018 Regional Enplanements  
(32% of industry total)

**3,753,475**  
2018 Industry Wide Enplanements

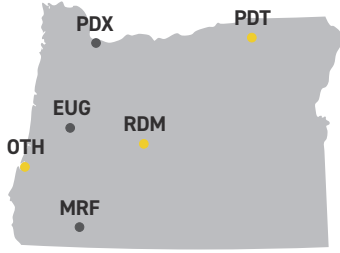
**23,018**  
2018 Regional Departures  
(51% of industry total)

**45,334**  
2018 Industry Wide Departures

Code	Airport Name	% Pax.	% Depts.
LAW	Lawton	99%	99%
OKC	Oklahoma City	34%	51%

Code	Airport Name	% Pax.	% Depts.
SWO	Stillwater	95%	99%
TUL	Tulsa	26%	45%

OREGON



**3,000,532**  
2018 Regional Enplanements  
(27% of industry total)

**11,116,056**  
2018 Industry Wide Enplanements

**60,557**  
2018 Regional Departures  
(50% of industry total)

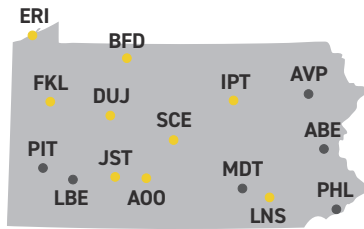
**121,023**  
2018 Industry Wide Departures

EAS Community	Annual Contract Subsidy Rates 5/1/19	EAS Carrier	Start	Expiration	Order	Hub(s) Served
Pendleton	\$2,496,526	Boutique Air	01/01/19	12/31/22	2018-11-4	PDX

Code	Airport Name	% Pax.	% Depts.
EUG	Eugene	66%	82%
MFR	Medford	78%	89%
OTH	North Bend	100%	100%

Code	Airport Name	% Pax.	% Depts.
PDT	Pendleton	100%	100%
PDX	Portland, OR	19%	37%
RDM	Redmond	97%	98%

PENNSYLVANIA



**5,458,446**  
2018 Regional Enplanements  
(26% of industry total)

**21,276,084**  
2018 Industry Wide Enplanements

**136,787**  
2018 Regional Departures  
(53% of industry total)

**259,985**  
2018 Industry Wide Departures

EAS Community	Annual Contract Subsidy Rates 5/1/19	EAS Carrier	Start	Expiration	Order	Hub(s) Served
Altoona	\$2,544,280	Southern	10/01/18	09/30/20	2018-8-23	BWI/PIT
Bradford	\$2,364,885	Southern	11/01/18	10/31/20	2018-10-6	PIT
DuBois	\$3,199,007	Southern	11/01/18	10/31/20	2018-9-5	BWI/PIT
Franklin/Oil City	\$1,678,111	Southern	11/01/18	10/31/20	2018-10-6	PIT
Johnstown	\$3,163,097	Boutique Air	11/01/18	10/31/20	2018-8-18	BWI/PIT
Lancaster	\$2,504,174	Southern	04/01/19	12/31/19	2019-3-11	BWI/PIT

Code	Airport Name	% Pax.	% Depts.
ABE	Allentown	52%	76%
AOO	Altoona	100%	100%
AVP	Wilkes-Barre	86%	93%
BFD	Bradford	100%	100%
DUJ	Dubois	100%	100%
ERI	Erie	100%	100%
FKL	Franklin	100%	100%
IPT	Williamsport	100%	100%

Code	Airport Name	% Pax.	% Depts.
JST	Johnstown	100%	100%
LBE	Latrobe	0%	0%
LNS	Lancaster	100%	100%
MDT	Harrisburg	53%	74%
PHL	Philadelphia	22%	46%
PIT	Pittsburgh	24%	51%
SCE	State College	98%	99%

RHODE ISLAND



**430,073**  
2018 Regional Enplanements  
(21% of industry total)

**2,058,740**  
2018 Industry Wide Enplanements

**15,393**  
2018 Regional Departures  
(54% of industry total)

**28,502**  
2018 Industry Wide Departures

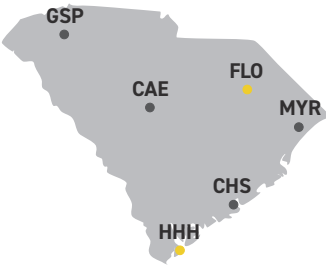
Code	Airport Name	% Pax.	% Depts.
BID	Block Island	100%	100%
PVD	Providence	20%	36%

Code	Airport Name	% Pax.	% Depts.
WST	Westerly	100%	100%

● Regional flights only (95% and above)

● Regional/other flights

SOUTH CAROLINA



**1,757,446**  
2018 Regional Enplanements  
(33% of industry total)

**5,296,781**  
2018 Industry Wide Enplanements

**35,228**  
2018 Regional Departures  
(54% of industry total)

**65,081**  
2018 Industry Wide Departures

Code	Airport Name	% Pax.	% Depts.
CAE	Columbia, SC	57%	75%
CHS	Charleston, SC	28%	44%
FLO	Florence, SC	100%	100%

Code	Airport Name	% Pax.	% Depts.
GSP	Greenville, SC	46%	68%
HHH	Hilton Head Island	100%	100%
MYR	Myrtle Beach	16%	30%

SOUTH DAKOTA



**602,319**  
2018 Regional Enplanements  
(66% of industry total)

**909,919**  
2018 Industry Wide Enplanements

**13,915**  
2018 Regional Departures  
(85% of industry total)

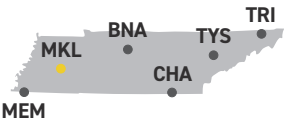
**16,397**  
2018 Industry Wide Departures

EAS Community	Annual Contract Subsidy Rates 5/1/19	EAS Carrier	Start	Expiration	Order	Hub(s) Served
Aberdeen	\$1,389,795	SkyWest	03/01/18	02/29/20	2017-12-15	MSP
Pierre	\$3,638,439	SkyWest	02/13/19	04/30/21	2019-2-12	DEN
Watertown (SD)	\$3,244,118	SkyWest	02/13/19	04/30/21	2019-2-12	DEN

Code	Airport Name	% Pax.	% Depts.
ABR	Aberdeen, SD	96%	99%
ATY	Watertown, SD	100%	100%
FSD	Sioux Falls	54%	76%

Code	Airport Name	% Pax.	% Depts.
PIR	Pierre	100%	100%
RAP	Rapid City	79%	92%

TENNESSEE



**3,033,231**  
2018 Regional Enplanements  
(25% of industry total)

**11,921,701**  
2018 Industry Wide Enplanements

**64,322**  
2018 Regional Departures  
(47% of industry total)

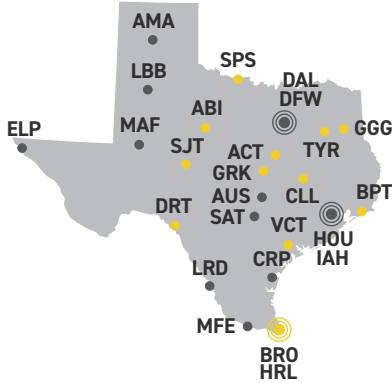
**137,054**  
2018 Industry Wide Departures

EAS Community	Annual Contract Subsidy Rates 5/1/19	EAS Carrier	Start	Expiration	Order	Hub(s) Served
Jackson	\$1,884,399	Air Choice One	06/01/17	05/31/21	2017-3-11	ATL/STL

Code	Airport Name	% Pax.	% Depts.
BNA	Nashville	14%	30%
CHA	Chattanooga	73%	89%
MEM	Memphis	30%	50%

Code	Airport Name	% Pax.	% Depts.
MKL	Jackson	100%	100%
TRI	Tri-Cities	71%	87%
TYS	Knoxville	65%	84%

TEXAS



**15,106,810**  
2018 Regional Enplanements  
(18% of industry total)

**84,597,485**  
2018 Industry Wide Enplanements

**298,130**  
2018 Regional Departures  
(36% of industry total)

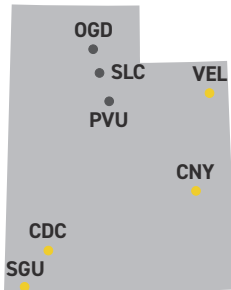
**828,445**  
2018 Industry Wide Departures

EAS Community	Annual Contract Subsidy Rates 5/1/19	EAS Carrier	Start	Expiration	Order	Hub(s) Served
Victoria	\$3,328,207	Boutique Air	11/01/18	10/31/20	2018-9-18	DFW/IAH

Code	Airport Name	% Pax.	% Depts.
ABI	Abilene	95%	98%
ACT	Waco	96%	98%
AMA	Amarillo	52%	71%
AUS	Austin	5%	10%
BPT	Beaumont	100%	100%
BRO	Brownsville	91%	97%
CLL	College Station	95%	98%
CRP	Corpus Christi	61%	73%
DAL	Dallas Love	3%	6%
DFW	Dallas/Fort Worth	19%	40%
DRT	Del Rio	100%	100%
ELP	El Paso	28%	44%
GGG	Longview	96%	99%

Code	Airport Name	% Pax.	% Depts.
GRK	Killeen	97%	99%
HOU	Houston Hobby	2%	4%
HRL	Harlingen	25%	40%
IAH	Houston Bush	28%	51%
LBB	Lubbock	42%	63%
LRD	Laredo	79%	93%
MAF	Midland/Odessa	47%	64%
MFE	McAllen	53%	69%
SAT	San Antonio	9%	16%
SJT	San Angelo	98%	99%
SPS	Wichita Falls	95%	98%
TYR	Tyler	100%	100%
VCT	Victoria, TX	100%	100%

UTAH



**2,978,543**  
2018 Regional Enplanements  
(24% of industry total)

**12,481,946**  
2018 Industry Wide Enplanements

**56,889**  
2018 Regional Departures  
(44% of industry total)

**128,951**  
2018 Industry Wide Departures

EAS Community	Annual Contract Subsidy Rates 5/1/19	EAS Carrier	Start	Expiration	Order	Hub(s) Served
Cedar City	\$2,645,932	SkyWest	01/01/18	12/31/19	2017-8-7	SLC
Moab	\$3,991,840	SkyWest	05/01/18	06/30/20	2017-12-12	DEN
Vernal	\$3,097,656	SkyWest	06/26/18	06/30/20	2017-12-12	DEN

Code	Airport Name	% Pax.	% Depts.
CDC	Cedar City	93%	99%
CNY	Moab	100%	100%
OGD	Ogden, UT	1%	2%
PVU	Provo	1%	2%

Code	Airport Name	% Pax.	% Depts.
SGU	St George	99%	100%
SLC	Salt Lake City	23%	42%
VEL	Vernal	100%	100%

VERMONT



**414,164**  
2018 Regional Enplanements  
(62% of industry total)

**663,965**  
2018 Industry Wide Enplanements

**9,548**  
2018 Regional Departures  
(77% of industry total)

**12,374**  
2018 Industry Wide Departures

EAS Community	Annual Contract Subsidy Rates 5/1/19	EAS Carrier	Start	Expiration	Order	Hub(s) Served
Rutland	\$1,688,609	Cape Air	11/01/17	10/31/19	2017-7-12	BOS

Code	Airport Name	% Pax.	% Depts.
BTV	Burlington, VT	62%	75%
MVL	Morristown, VT	100%	100%

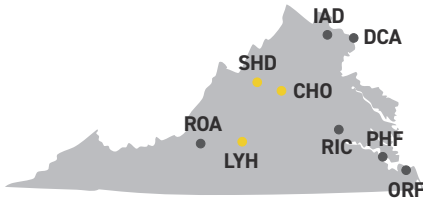
Code	Airport Name	% Pax.	% Depts.
RUT	Rutland	100%	100%



● Regional flights only (95% and above)

● Regional/other flights

VIRGINIA



**8,751,887**  
2018 Regional Enplanements  
(34% of industry total)

**25,474,623**  
2018 Industry Wide Enplanements

**184,659**  
2018 Regional Departures  
(58% of industry total)

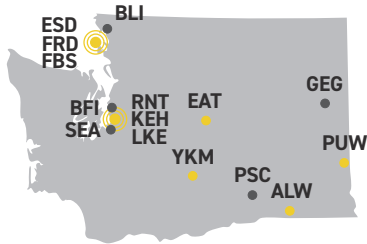
**318,624**  
2018 Industry Wide Departures

EAS Community	Annual Contract Subsidy Rates 5/1/19	EAS Carrier	Start	Expiration	Order	Hub(s) Served
Staunton	\$2,992,903	SkyWest	04/01/18	03/31/20	2017-11-16	IAD/ORD

Code	Airport Name	% Pax.	% Depts.
CHO	Charlottesville	90%	95%
DCA	Washington National	32%	53%
IAD	Washington Dulles	30%	54%
LYH	Lynchburg	100%	100%
ORF	Norfolk	38%	62%

Code	Airport Name	% Pax.	% Depts.
PHF	Newport News	86%	92%
RIC	Richmond	39%	62%
ROA	Roanoke	77%	91%
SHD	Staunton	96%	99%

WASHINGTON



**5,385,451**  
2018 Regional Enplanements  
(21% of industry total)

**25,704,512**  
2018 Industry Wide Enplanements

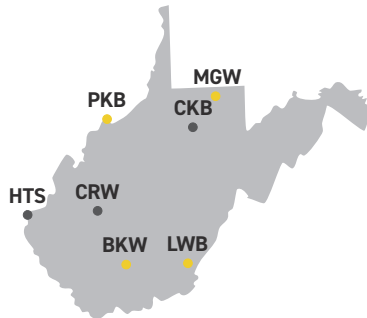
**111,676**  
2018 Regional Departures  
(43% of industry total)

**257,213**  
2018 Industry Wide Departures

Code	Airport Name	% Pax.	% Depts.
ALW	Walla Walla	100%	100%
BFI	Seattle	72%	94%
BLI	Bellingham	27%	54%
EAT	Wenatchee	100%	100%
ESD	Eastsound	100%	100%
FBS	Friday Harbor SPB	100%	100%
FRD	Friday Harbor	100%	100%
GEG	Spokane	36%	56%

Code	Airport Name	% Pax.	% Depts.
KEH	Kenmore Air Harbor	100%	100%
LKE	Seattle	100%	100%
PSC	Pasco	85%	93%
PUW	Pullman	98%	99%
RNT	Renton	100%	100%
SEA	Seattle	17%	34%
YKM	Yakima	96%	98%

WEST VIRGINIA



**260,337**  
2018 Regional Enplanements  
(68% of industry total)

**382,145**  
2018 Industry Wide Enplanements

**11,122**  
2018 Regional Departures  
(92% of industry total)

**12,127**  
2018 Industry Wide Departures

EAS Community	Annual Contract Subsidy Rates 5/1/19	EAS Carrier	Start	Expiration	Order	Hub(s) Served
Beckley	\$2,827,968	AEAS/Contour	12/01/18	11/30/20	2018-10-8	CLT
Clarksburg/Fairmont	\$2,850,452	SkyWest	11/01/17	10/31/19	2017-8-2	IAD/ORD
Greenbrier/W. Sulphur Sps	\$3,994,423	SkyWest	04/01/18	03/31/20	2017-11-16	IAD/ORD
Morgantown	\$3,128,256	Southern	11/01/18	10/31/20	2018-9-5	BWI/PIT
Parkersburg/Marietta	\$2,134,573	AEAS/Contour	12/01/18	11/30/20	2018-10-8	CLT

Code	Airport Name	% Pax.	% Depts.
BKW	Beckley	100%	100%
CKB	Clarksburg	45%	84%
CRW	Charleston, WV	84%	93%
HTS	Huntington	35%	69%

Code	Airport Name	% Pax.	% Depts.
LWB	Lewisburg	97%	99%
MGW	Morgantown	100%	100%
PKB	Parkersburg/Marietta	100%	100%

WISCONSIN



**2,032,817**  
2018 Regional Enplanements  
(37% of industry total)

**5,491,142**  
2018 Industry Wide Enplanements

**43,421**  
2018 Regional Departures  
(61% of industry total)


**71,559**  
2018 Industry Wide Departures

EAS Community	Annual Contract Subsidy Rates 5/1/19	EAS Carrier	Start	Expiration	Order	Hub(s) Served
Eau Claire	\$2,464,972	SkyWest	02/01/18	01/31/20	2017-11-17	ORD
Rhineland	\$2,293,516	SkyWest	02/01/19	01/31/21	2018-10-18	MSP

Code	Airport Name	% Pax.	% Depts.
ATW	Appleton	70%	86%
CWA	Wausau	97%	99%
EAU	Eau Claire	89%	97%
GRB	Green Bay	79%	89%

Code	Airport Name	% Pax.	% Depts.
LSE	La Crosse	95%	98%
MKE	Milwaukee	21%	41%
MSN	Madison	51%	69%
RHI	Rhineland	100%	100%

WYOMING



**261,945**  
2018 Regional Enplanements  
(43% of industry total)

**613,216**  
2018 Industry Wide Enplanements

**6,717**  
2018 Regional Departures  
(59% of industry total)

**11,475**  
2018 Industry Wide Departures

EAS Community	Annual Contract Subsidy Rates 5/1/19	EAS Carrier	Start	Expiration	Order	Hub(s) Served
Cody	\$850,000	United	03/01/18	02/29/20	2017-12-19	DEN
Laramie	\$2,113,774	SkyWest	10/01/18	09/30/20	2018-6-10	DEN

Code	Airport Name	% Pax.	% Depts.
COD	Cody	100%	100%
CPR	Casper	98%	99%
CYS	Cheyenne	55%	79%
GCC	Gillette	99%	99%
JAC	Jackson, WY	17%	31%

Code	Airport Name	% Pax.	% Depts.
LAR	Laramie	94%	99%
RIW	Riverton	0%	0%
RKS	Rock Springs	97%	99%
SHR	Sheridan	0%	0%

PUERTO RICO



**211,528**  
2018 Regional Enplanements  
(5% of industry total)

**4,312,552**  
2018 Industry Wide Enplanements

**33,117**  
2018 Regional Departures  
(53% of industry total)

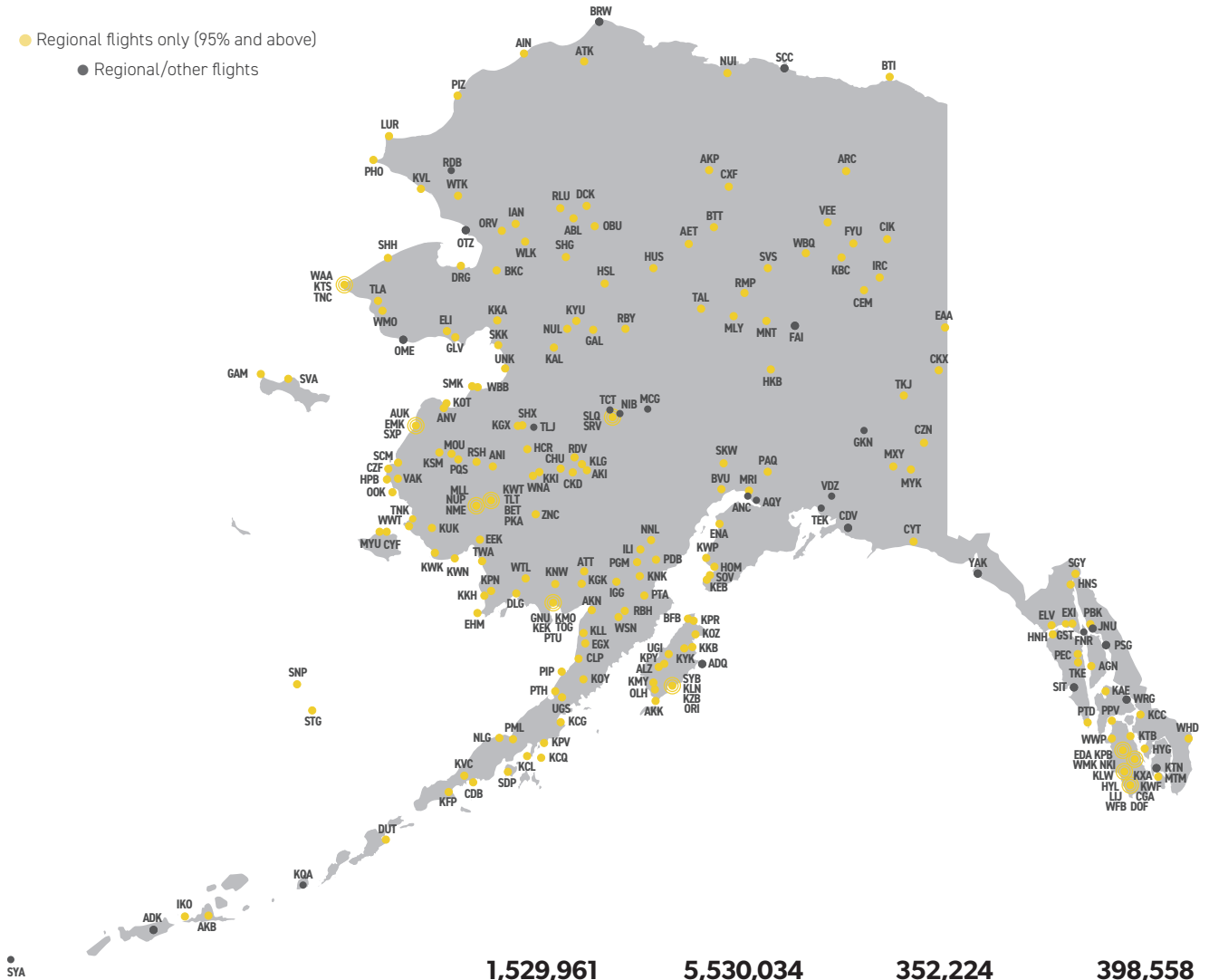
**62,592**  
2018 Industry Wide Departures

EAS Community	Annual Contract Subsidy Rates 5/1/19	EAS Carrier	Start	Expiration	Order	Hub(s) Served
Mayaguez	\$1,597,410	Cape Air	05/01/16	04/30/21	2016-2-1	SJU

Code	Airport Name	% Pax.	% Depts.
BQN	Aguadilla	0%	0%
CPX	Culebra	100%	100%
MAZ	Mayaguez, PR	100%	100%
PSE	Ponce	0%	0%

Code	Airport Name	% Pax.	% Depts.
SIG	San Juan, PR	100%	100%
SJU	San Juan, PR	4%	40%
VQS	Vieques, PR	100%	100%

- Regional flights only (95% and above)
- Regional/other flights



**1,529,961**  
2018 Regional Enplanements  
(28% of industry total)

**5,530,034**  
2018 Industry Wide Enplanements

**352,224**  
2018 Regional Departures  
(88% of industry total)

**398,558**  
2018 Industry Wide Departures

Code	Airport Name	% Pax.	% Depts.	Code	Airport Name	% Pax.	% Depts.	Code	Airport Name	% Pax.	% Depts.	Code	Airport Name	% Pax.	% Depts.
ABL	Ambler	100%	100%	BTT	Bettles	100%	100%	EHM	Cape Newenham	100%	100%	IAN	Kiana	100%	100%
ADK	Culebra	0%	0%	BVU	Beluga, AK	100%	100%	ELI	Elim	100%	100%	IGG	Igiugig	100%	100%
ADQ	Kodiak	37%	88%	CDB	Cold Bay	100%	100%	ELV	Elfn Cove	100%	100%	IKO	Nikolski	98%	99%
AET	Allakaket	100%	100%	CDV	Cordova	1%	4%	EMK	Emmonak	100%	100%	ILI	Iliamna	100%	100%
AGN	Angoon	100%	100%	CEM	Central	100%	100%	ENA	Kenai	100%	100%	IRC	Circle	100%	100%
AIN	Wainwright	100%	100%	CGA	Craig	100%	100%	EXI	Excursion Inlet	100%	100%	JNU	Juneau	9%	70%
AKB	Atka	100%	100%	CHU	Chuathbaluk	100%	100%	FAI	Fairbanks	14%	74%	KAE	Kake	100%	100%
AKI	Akiak	100%	100%	CIK	Chalkyitsik	100%	100%	FNR	Funter Bay	20%	5%	KAL	Kaltag	100%	100%
AKK	Akiok	98%	98%	CKD	Crooked Creek	100%	100%	FYU	Fort Yukon	100%	100%	KBC	Birch Creek	100%	100%
AKN	King Salmon	91%	99%	CKX	Chicken	93%	99%	GAL	Galena	100%	100%	KCC	Coffman Cove	100%	100%
AKP	Anaktuvuk Pass	100%	100%	CLP	Clarks Point	100%	100%	GAM	Gambell	100%	100%	KCG	Chignik	100%	100%
ALZ	Alitak	100%	100%	CXF	Coldfoot	100%	100%	GKN	Gulkana	39%	56%	KCL	Chignik	100%	100%
ANC	Anchorage	13%	53%	CYF	Chefornak	100%	100%	GLV	Golovin	100%	100%	KCQ	Chignik	100%	100%
ANI	Aniak	100%	100%	CYT	Yakataga	100%	100%	GNU	Goodnews Bay	100%	100%	KEB	Nanwalek	100%	100%
ANV	Anvik	100%	100%	CZF	Cape Romanzof	100%	100%	GST	Gustavus	62%	96%	KEK	Ekwok	100%	100%
AQY	Girdwood	0%	0%	CZN	Chisana	100%	100%	HCR	Holy Cross	100%	100%	KFP	False Pass	100%	100%
ARC	Arctic Village	100%	100%	DCK	Dahl Creek	100%	100%	HKB	Healy Lake	100%	100%	KGK	Koliganek	100%	100%
ATK	Atkasuk	100%	100%	DLG	Dillingham	87%	97%	HNH	Hoonah	100%	100%	KGX	Grayling	100%	100%
ATT	Atmautluak	100%	100%	DOF	Dora Bay	100%	100%	HNS	Haines	100%	100%	KKA	Koyuk	100%	100%
AUK	Alakanuk	100%	100%	DRG	Deering	100%	100%	HOM	Homer	100%	100%	KKB	Kitoi Bay	100%	100%
BET	Bethel	62%	97%	DUT	Dutch Harbor	100%	100%	HPB	Hooper Bay	100%	100%	KKH	Kongiganak	100%	100%
BFB	Blue Fox Bay	100%	100%	EAA	Eagle	97%	96%	HSL	Hustlia	100%	100%	KKI	Akiachag	100%	100%
BKC	Buckland	100%	100%	EDA	Edna Bay	100%	100%	HUS	Hughes	100%	100%	KLG	Kalskag	100%	100%
BRW	Barrow	16%	75%	EEL	Eek	100%	100%	HYG	Hydaburg	100%	100%	KLL	Levelock	100%	100%
BTI	Barter Island	100%	100%	EGX	Egegik	100%	100%	HYL	Hollis	100%	100%	KLN	Larsen Bay	100%	100%

Code	Airport Name	% Pax.	% Depts.	Code	Airport Name	% Pax.	% Depts.	Code	Airport Name	% Pax.	% Depts.	Code	Airport Name	% Pax.	% Depts.
KLW	Klawock	100%	100%	MNT	Minto	100%	100%	PSG	Petersburg	2%	30%	TEK	Tatitlek	0%	0%
KMO	Manokotak	100%	100%	MOU	Mountain Village	100%	100%	PTA	Port Alsworth	100%	100%	TKE	Tenakee	100%	100%
KMY	Moser Bay	100%	100%	MRI	Merrill	95%	98%	PTD	Port Alexander	100%	100%	TKJ	Tok	100%	100%
KNK	Kakhonak	100%	100%	MTM	Metlakatla	100%	100%	PTH	Port Heiden	100%	100%	TLA	Teller	100%	100%
KNW	New Stuyahok	100%	100%	MXY	MaCarthy	100%	100%	PTU	Platinum	100%	100%	RDV	Red Devil	100%	100%
KOT	Kotlik	100%	100%	MYK	May Creek	100%	100%	RBH	Brooks Lodge	100%	100%	TLJ	Tatalina	100%	100%
KOY	Olga Bay	100%	100%	MYU	Mekoryuk	100%	100%	RBY	Ruby	100%	100%	TLT	Tuluksak	100%	100%
KOZ	Ouzinkie	100%	100%	NIB	Nikolai	24%	57%	RDB	Red Dog	23%	85%	TNC	Tin City	100%	100%
KPB	Point Baker	100%	100%	NKI	Naukiti	100%	100%	RLU	Bornite Upper	100%	100%	TNK	Tununak	100%	100%
KPN	Kipnuk	100%	100%	NLG	Nelson Lagoon	100%	100%	RMP	Rampart	100%	100%	TOG	Togiak	100%	100%
KPR	Port Williams	100%	100%	NME	Nightmute	100%	100%	RSH	Russian Mission	100%	100%	TWA	Twin Hills	100%	100%
KPV	Perryville	97%	96%	NNL	Nondalton	100%	100%	SCC	Prudhoe Bay/Deadhorse	11%	55%	UGI	Uganik	91%	96%
KPY	Port Bailey	100%	100%	NUI	Nuiqsut	99%	99%	SCM	Scammon Bay	100%	100%	UGS	Ugashik	100%	100%
KQA	Akutan	0%	0%	NUL	Nulato	100%	100%	SDP	Sand Point	100%	100%	UNK	Unalakleet	100%	100%
KSM	St Marys	100%	100%	NUP	Nunapitchuk	100%	100%	SGY	Skagway	100%	100%	VAK	Chevak	100%	100%
KTB	Thorne Bay	100%	100%	OBU	Kobuk	100%	100%	SHG	Shungnak	100%	100%	VDZ	Valdez	100%	100%
KTN	Ketchikan	7%	45%	OLH	Old Harbor	100%	100%	SHH	Shishmaref	100%	100%	VEE	Venetie	100%	100%
KTS	Teller Mission	100%	100%	OME	Nome	34%	90%	SHX	Shageluk	100%	100%	WAA	Wales	100%	100%
KUK	Kasigluk	100%	100%	OOK	Toksook Bay	100%	100%	SIT	Sitka	10%	55%	WBB	Stebbins	100%	100%
KVC	King Cove	100%	100%	ORI	Port Lions	100%	100%	SKK	Shaktoolik	100%	100%	WBQ	Beaver	100%	100%
KVL	Kivalina	100%	100%	ORV	Noorvik	100%	100%	SKW	Skwentna	100%	100%	WFB	Ketchikan	100%	100%
KWF	Waterfall	100%	100%	OTZ	Kotzebue	45%	92%	SLQ	Sleetmute	100%	100%	WHD	Hyder	100%	100%
KWK	Kwigillingok	100%	100%	PAQ	Palmer	100%	100%	SMK	St Michael	100%	100%	WLK	Selawik	100%	100%
KWN	Quinhagak	100%	100%	PBK	Pack Creek	100%	100%	SNP	St Paul Island	100%	100%	WMK	Meyers Chuck	100%	100%
KWP	West Point	100%	100%	PDB	Pedro Bay	100%	100%	SOV	Seldovia	100%	100%	WMO	White Mountain	100%	100%
KWT	Kwethluk	100%	100%	PEC	Pelican	100%	100%	SRV	Stony River	100%	100%	WNA	Napakiak	100%	100%
KXA	Kasaan	100%	100%	PGM	Port Graham	100%	100%	STG	St George Island	100%	100%	WRG	Wrangell	0%	0%
KYK	Karluk	100%	100%	PHO	Point Hope	100%	100%	SVA	Savoonga	100%	100%	WSN	South Naknek	100%	100%
KYU	Koyukuk	100%	100%	PIP	Pilot Point	100%	100%	SVS	Stevens Village	100%	100%	WTK	Noatak	100%	100%
KZB	Zachar Bay	100%	100%	PIZ	Point Lay	100%	100%	SXP	Sheldon Point	100%	100%	WTL	Tuntutuliak	100%	100%
LIJ	Long Island	100%	100%	PKA	Napaskiak	100%	100%	SYA	Shemya AFB	0%	0%	WWP	Whale Pass	100%	100%
LUR	Cape Lisburne	100%	100%	PML	Port Moller	100%	100%	SYB	Seal Bay	100%	100%	WWT	Newtok	100%	100%
MCG	Mcgrath	95%	83%	PPV	Port Protection	100%	100%	TAL	Tanana	100%	100%	YAK	Yakutat	0%	0%
MLL	Marshall	100%	100%	PQS	Pilot Station	100%	100%	TCT	Takotna	34%	56%	ZNC	Nyac	100%	100%
MLY	Manley Hot Springs	98%	98%												

EAS Community	Annual Contract Subsidy Rates 5/1/19	EAS Carrier	Start	Expiration	Order	Hub(s) Served
Adak	\$2,907,935	Alaska Airlines	10/01/17	09/30/19	2017-8-13	ANC
Akhiok	\$238,460	Island Air	06/29/17	06/30/19	2017-8-3	AKN
Akutan (fixed-wing)	\$924,959	Grant Aviation	01/01/19	12/31/20	2019-1-8	DUT
Akutan (helicopter)	\$846,978	Maritime Helicopters	01/01/19	12/31/20	2019-1-8	7AK
Alitak	\$38,408	Island Air	11/01/17	10/31/19	2017-9-19	ADQ
Amook Bay	\$38,408	Island Air	11/01/17	10/31/19	2017-9-19	ADQ
Angoon	\$280,999	Alaska Seaplanes	02/01/19	01/31/23	2018-11-6	JNU
Atka	\$1,032,163	Grant Aviation	10/01/18	09/30/20	2018-9-19	DUT
Central	\$162,474	Warbelow's	12/01/17	11/30/19	2017-12-16	FAI
Chignik	\$373,817	Grant Aviation	03/01/18	02/29/20	2018-1-3	AKN
Chignik Lake	\$373,817	Grant Aviation	03/01/18	02/29/20	2018-1-3	AKN
Chisana	\$96,810	40-Mile Air	06/01/18	05/31/19	2018-6-20	TKJ
Circle	\$162,474	Warbelow's	12/01/17	11/30/19	2017-12-16	FAI
Clark's Point	\$120,978	Grant Aviation	06/15/15	06/30/19	2017-3-16	DLG
Cordova	\$3,480,868	Alaska Airlines	05/01/19	04/30/21	2019-4-10	ANC/JNU
Cordova (freighter)	\$30,947	Alaska Airlines	05/01/19	04/30/21	2019-4-10	ANC/JNU
Diomedes*	\$190,476	Pathfinder	07/01/17	06/30/20	2016-7-22	OME/WAA
Egegik	\$399,948	Grant Aviation	03/01/18	02/29/20	2018-1-3	AKN
Ekwok	\$106,380	Tanana Air Service	12/01/17	11/30/19	2017-11-1	DLG
Elfin Cove	\$121,118	Alaska Seaplanes	02/01/19	01/31/23	2018-11-6	JNU
Excursion Inlet	\$35,408	Alaska Seaplanes	10/01/18	09/30/22	2018-9-20	JNU
False Pass	\$228,927	Grant Aviation	06/15/15	06/30/19	2017-3-16	CDB
Gulkana	\$200,304	Reeve	02/01/19	01/31/21	2019-1-7	ANC
Gustavus	\$517,693	Alaska Airlines	05/01/19	04/30/21	2019-4-10	JNU
Healy Lake	\$113,203	40-Mile Air	06/01/18	05/31/20	2018-6-20	FAI
Hydaburg	\$195,319	Taquan	11/01/15	10/31/20	2015-10-17	WFB
Igiugig	\$207,212	Grant Aviation	12/01/17	11/30/19	2017-11-1	AKN
Kake	\$267,013	Alaska Seaplanes	10/01/18	09/30/22	2018-9-20	JNU
King Cove	\$658,933	Grant Aviation	12/01/17	11/30/19	2017-11-1	CDB
Kitoi Bay	\$38,408	Island Air	11/01/17	10/31/19	2017-9-19	ADQ
Koliganek	\$185,898	Tanana Air Service	05/01/19	05/31/21	2019-4-25	DLG
Lake Minchumina	\$118,668	Wright	11/01/18	10/31/20	2018-1105	FAI
Levelock	\$194,427	Grant Aviation	03/01/18	02/29/20	2018-1-3	AKN

EAS Community	Annual Contract Subsidy Rates 5/1/19	EAS Carrier	Start	Expiration	Order	Hub(s) Served
Manley	\$43,333	Warbelow's	09/01/18	08/31/20	2018-8-9	FAI
May Creek	\$126,532	Copper Valley	02/01/19	01/31/21	2019-1-7	GKN
McCarthy	\$126,532	Copper Valley	02/01/19	01/31/21	2019-1-7	GKN
McGrath	\$245,124	Corvus/Ravn	10/01/18	11/30/20	2018-8-22	ANC
Minto	\$43,333	Warbelow's	09/01/18	08/31/20	2018-8-9	FAI
Moser Bay	\$38,408	Island Air	11/01/17	10/31/19	2017-9-19	ADQ
New Stuyahok	\$103,876	Tanana Air Service	05/01/19	05/31/19	2019-4-25	DLG
Nikolski	\$325,139	Grant Aviation	10/01/18	09/30/20	2018-9-19	DUT
Olga Bay	\$38,408	Island Air	11/01/17	10/31/19	2017-9-19	ADQ
Pelican	\$296,412	Alaska Seaplanes	02/01/19	01/31/23	2018-11-6	JNU
Perryville	\$647,373	Grant Aviation	09/01/17	08/31/19	2017-6-6	AKN
Petersburg	\$355,724	Alaska Airlines	05/01/19	04/30/21	2019-4-10	JNU/KTN
Petersburg (freighter)	\$237,851	Alaska Airlines	05/01/19	04/30/21	2019-4-10	JNU/SEA
Pilot Point	\$220,310	Grant Aviation	12/01/17	11/30/19	2017-11-1	AKN
Port Alexander	\$99,364	Harris Air	06/01/17	05/31/19	2017-5-14	SIT
Port Bailey	\$38,408	Island Air	11/01/17	10/31/19	2017-9-19	ADQ
Port Heiden	\$491,662	Grant Aviation	05/01/18	04/30/20	2018-3-29	AKN
Port Williams	\$38,408	Island Air	11/01/17	10/31/19	2017-9-19	ADQ
Seal Bay	\$38,408	Island Air	11/01/17	10/31/19	2017-9-19	ADQ
South Naknek	\$143,791	Grant Aviation	06/15/15	06/30/19	2017-3-16	AKN
St. George	\$888,787	Grant Aviation	10/01/18	09/30/20	2018-9-19	DUT/SNP
Tatitlek	\$102,779	Alaska Air Transit	10/01/17	09/30/19	2017-6-9	MRI
Tenakee	\$121,826	Alaska Seaplanes	02/01/19	01/31/23	2018-11-6	JNU
Twin Hills	\$233,103	Grant Aviation	09/01/17	08/31/19	2017-6-6	DLG
Uganik	\$38,408	Island Air	11/01/17	10/31/19	2017-9-19	ADQ
Ugashik	\$220,310	Grant Aviation	12/01/17	11/30/19	2017-11-1	AKN
West Point	\$38,408	Island Air	11/01/17	10/31/19	2017-9-19	ADQ
Wrangell	\$315,069	Alaska Airlines	05/01/19	04/30/21	2019-4-10	JNU/KTN
Wrangell (freighter)	\$250,154	Alaska Airlines	05/01/19	04/30/21	2019-4-10	JNU/SEA
Yakutat	\$3,783,552	Alaska Airlines	05/01/19	04/30/21	2019-4-10	ANC/JNU
Yakutat (freighter)	\$29,734	Alaska Airlines	05/01/19	04/30/21	2019-4-10	ANC/JNU
Zachar Bay	\$38,408	Island Air	11/01/17	10/31/19	2017-9-19	ADQ





# RAA AIRLINE MEMBER DIRECTORY









# RAA Airline Member Directory

## Air Wisconsin Airlines

dba United Express  
W6390 Challenger Dr #203 Appleton, WI 54914  
(920) 739-5123

[airwis.com](http://airwis.com)

[@AirWisconsin](#) [@AirWisconsin](#) [AirWisconsin](#)  
[www.youtube.com/c/airwisconsinairlines](https://www.youtube.com/c/airwisconsinairlines)  
[company/air-wisconsin-airlines](https://company.air-wisconsin-airlines)

**HQ:** Appleton International Airport

**Crew Domiciles:** ORD / MKE / IAD / CAE  
**Maintenance Bases:** ATW / CAE / DAY / MKE

**Fleet:**  
(65) Bombardier CL-600-2B19

**Total Employees:** 1,600+

### Airline Execs:

Christine Deister, Chief Executive Officer; Robert Bins, President; Bob Frisch, Senior Vice President and Chief Operating Officer; Greg Garvey, Senior Vice President, Chief Accounting Officer and Treasurer; Janet Schedler, Senior Vice President-Finance, Technology and Business Analysis; Jack Fauth, Vice President-Tech Ops; Laurie Martin, Vice President-Inflight and Customer Service; Chris White, Vice President Safety and Security; Jim McLeod, Vice President-Information Technology and Business Intelligence; Michael Perrizo, Vice President

## Champlain Enterprises CommutAir

dba United Express  
24950 Country Club Blvd., Ste. 200  
North Olmsted, OH 44070  
(440) 779-4588

[flycommutair.com](http://flycommutair.com)

[@C5Recruiting](#) [@FlyCommutair](#) [Commutair](#)  
[company/commutair](https://company.commutair)

**HQ:** NOL

**Hubs:**  
IAD (186 crew, 55 mx, 13 admin) / EWR (468 crew, 61 mx, 3 admin) / ALB (117 mx, 5 admin) / CVG (12 admin)

**Fleet:**  
(38) Embraer EMB-145-XR

**Total Employees:** 1,097

### Airline Execs:

John Sullivan, Executive Chairman; Rick Hoefling, President & CEO; Joel Raymond, Senior VP & COO; Sean Frick, Senior VP & CFO; Radha Iyer, CTO; David Fitzgerald, VP-Operations; Lon Ziegler, VP-Maintenance; Laura Prince, VP-Human Resources; John Darke, Managing Director-Safety; Jacob Lofting, Director-Operations; Michael Traster, Director-Maintenance; John "Chip" Dettra III, Chief Pilot; Vernon Berry, Chief Inspector

## Compass Airlines

dba Delta Connection, American Eagle  
7500 Airline Drive, Ste. 130, Minneapolis, MN 55450  
(612) 713-6800

[compassairline.com](http://compassairline.com)

[@CompassAirlines](#) [@Compass\\_Airline](#)  
[CompassAirline](#) [company/compass-airlines](https://company/compass-airlines)

**HQ:** Minneapolis, MN

**Crew bases:** LAX/PHX/SEA  
**Maintenance bases:** SJC/SFO/SEA/LAX/PHX

**Fleet:**  
(56) Embraer EMB175

**Total Employees:** 1,717

### Airline Execs:

Richard Leach, President and Chief Executive Officer; Robert Truax, Chief Operating Officer; James M. White, Director of Operations; Chad Hengemuhle, Director of Maintenance; Peggy Groebe, Director of Inflight Services; Jonathan Gourdeaux, Director of Safety and Security; Bill Huntley, Director of Quality & Chief Inspector

## Empire Airlines, Inc.

dba FedEx feeder  
11559 N. Atlas Road, Hayden, ID 83835  
(208) 292-3850

[empireairlines.com](http://empireairlines.com)

[@empireairinc](#) [@empireairlinesinc](#)  
[empireairlinesinc](#) [company/empireairlinesinc](https://company/empireairlinesinc)

**HQ:** Coeur d'Alene, ID

**Hubs, Mx Bases, Domiciles:**  
ABQ 7 / AFW 11 / ANC 13 / COE 157 / GEG 39 / HNL 83 / ITC 3 / IDA 5 / LBB 2 / MAF 4 / MSO 4 / PDX 26 / PHX 14 / RAP 6 / SBA 4 / SEA 8 / TUL 5

**Fleet:**  
(8) ATR-72-212, (8) ATR-42-300, (3) ATR-72-200,  
(4) ATR-42-500, (37) Cessna CE-208B

**Total Employees:** 391

### Airline Execs:

Tim Komberec, President/CEO; Scott Marikis, VP/COO; Randy Lanfell, VP Operations; Tom Strom, VP Maintenance; Arlon Rosenoff, Director of Safety and Security; Pete Broschet, Director of Human Resources; Mellanie Ellingson, Director of IT

## Endeavor Air

dba Delta Connection  
7500 Airline Dr, Minneapolis, MN 55450  
(800) 603-4594

[edvonthefly.com](http://edvonthefly.com)

[@EndeavorAir](#) [@EndeavorAir](#) [9EAir](#)  
[company/Endeavor-Air](https://company/Endeavor-Air)

**HQ:** Minneapolis, MN

**Hubs:**  
ATL: Crew, MX 810 / CVG: MX 98 / CWA: MX 46 / DSM: MX 45 / DTW: Crew, MX 745 / HDQ Corp, OCC, Crew, MX 692 / IGM: MX 1 / IND: MX 26 / JFK: Crew, MX 725 / LGA: Crew, MX 869 / MSP: Crew, MX 565 / TYS: MX 77

**Fleet:**  
(109) Bombardier CRJ-900, (5) Bombardier CRJ-700,  
(42) Bombardier CRJ-200

**Total Employees:** 5,000

### Airline Execs:

David Garrison, CEO; Joe Miller, COO; Russ Elander, VP Operations; Bill Donohue, VP Technical Operations; Patty Allen, VP Inflight Services; Jay Furnish, VP Networking Planning & Crew Resources; Jodie Douglas, VP Human Resources; Brian Darsow, VP Finance & Supply Chain

## Envoy Air, Inc.

dba American Eagle  
4301 Regent Blvd, Irving, TX 75063  
(972) 374-5200

[envoyair.com](http://envoyair.com)

[@EnvoyAirCareers](#) [@EnvoyAirCareers](#)  
[EnvoyAirCareers](#) [EnvoyAirCareers](#)  
[company/envoy-air-inc-formerly-american-eagle-airlines](https://company/envoy-air-inc-formerly-american-eagle-airlines)

**HQ:** Irving, TX

**Hubs:**  
DFW 4,165 / JFK 266 / LAX 915 / LGA 921 / MIA 1812 / ORD 1264  
**Maintenance Bases:**  
ABI 610 / CMH 53 / DFW 235 / LGA/JFK 104 / LIT 199 / MIA 40 / MQT 250 / ORD 207 / SGF 88 / XNA 103

**Fleet:**  
(12) CRJ-700, (51) ERJ-140, (51) ERJ-145, (63) ERJ-175

**Total Employees:** 17,000

### Airline Execs:

Pedro Fábregas, President and Chief Executive Officer; John Jaynes, Senior Vice President – Customer Services; Dee Temples, Senior Vice President – Air Operations; John Nicks, Senior Vice President – Corporate Services

## ExpressJet Airlines



dba United Express  
990 Toffie Terrace, Atlanta, GA 30354  
(404) 856-1000

[expressjet.com](http://expressjet.com)

[@ExpressJet](https://twitter.com/ExpressJet) [f ExpressJet](https://facebook.com/ExpressJet)

[f ExpressJetPilotRecruiting](https://facebook.com/ExpressJetPilotRecruiting) [@expressjetairlines](https://instagram.com/expressjetairlines)

**HQ:** Atlanta, GA

**MX:** CLE 100 / IAH 255 / EWR 64 / ORD 25 / TYS 241 / RIC 38

**Pilot:** CLE 68 / IAH 646 / EWR 182 / ORD 215 / TYS 19

**FA:** CLE 36 / IAH 220 / EWR 115 / ORD 131

**Fleet:**

(25) Embraer 175, (99) Embraer ERJ-145

**Total Employees:** 3,000

**Airline Execs:**

Subodh Karnik, Chairman and Chief Executive Officer; John Varley, Senior Vice President, Chief Administrative Officer and General Counsel; John Greenlee, Senior Vice President, Chief Financial Officer and Planning and Operations Control

## GoJet Airlines



dba Delta Connection, United Express  
11495 Navaid Road, Suite 700, Bridgeton, MO 63044  
(314) 222-4300

[gojetairlines.com](http://gojetairlines.com)

[@GoJet\\_Airlines](https://twitter.com/GoJet_Airlines) [@GoJet\\_Airlines](https://instagram.com/GoJet_Airlines)

[f GoJet](https://facebook.com/GoJet) [in company/gojet-airlines](https://linkedin.com/company/gojet-airlines)

**HQ:** St. Louis, MO

**Hubs:**

ORD / DEN / DTW / RDU / STL / GSO / EWR

**Fleet:**

(54 by Summer 2020) Bombardier CRJ-550, (7) Bombardier CRJ-900

**Total Employees:** 1,164

**Airline Execs:**

Richard A. Leach, President & Chief Executive Officer; Terry Basham, Chief Operating Officer; Brad Sargent, Director of Flight Operations; Jeff Craig, Director of Quality Assurance; Jeff Bast, Director of Maintenance; Michaela Green, Director of Inflight Service

## Grand Canyon Airlines



dba Grand Canyon Scenic Airlines  
1265 Airport Road, Boulder City, NV 89005  
(702) 638-3200

[grandcanyonairlines.com](http://grandcanyonairlines.com)

[@FlyGCsa](https://twitter.com/FlyGCsa)

**HQ:** Boulder City, NV

**Hubs:** BVU / GCN / PGA

**Fleet:**

(16) de Havilland DHC-6-300, (8) Cessna CE-208B

**Total Employees:** 214

**Airline Execs:**

Brenda Halvorsen, CEO; Jake Tomlin, President; Craig Sanderson, Director of Operations; Jeff Schutt, Chief Pilot; Chad Miller, Director of Maintenance

## Horizon Air



dba Alaska Airlines  
Subsidiary of Alaska Air Group  
19300 International Blvd, Seattle, WA 98188  
(206) 392-5413

[alaskaair.com](http://alaskaair.com)

[@AlaskaAir](https://twitter.com/AlaskaAir) [@AlaskaAir](https://instagram.com/AlaskaAir) [f Alaska Air](https://facebook.com/AlaskaAir)

**HQ:** Seatac, WA; Flight Ops/MX HQ: Portland, OR

**Hubs:** SEA / PDX

**Domiciles:** SEA / PDX / GEG / BOI / MFR

**Maintenance:** Listed domiciles + RDM

**Fleet:**

(34) Bombardier Q400, (29) Embraer 175

**Total Employees:** 4,084

**Airline Execs:**

Joe Sprague, President; Brooke Vatheuer, Senior Vice President, Operations and Planning; John Hornibrook, VP Flight Operations; George Knobloch, VP Maintenance and Engineering; Matt Prainito, VP Station and Inflight Operations

## Hyannis Air Service



dba Cape Air  
660 Barnstable Road, Hyannis, MA 02601  
(508) 771-3247

[capeair.com](http://capeair.com)

[@CapeAir](https://twitter.com/CapeAir) [@CapeAir](https://instagram.com/CapeAir) [f CapeAir](https://facebook.com/CapeAir)

[in company/cape-air](https://linkedin.com/company/cape-air)

**HQ:** Hyannis, MA

**Hubs:** BOS / STL / BIL / SJU

**Maintenance:** HYA / STL / BIL / SJU / ALB

**Fleet:**

(84) Cessna CE-402-C, (4) Britten-Norman Isla, (11) Cessna 208 Seaplanes

**Total Employees:** 750

**Airline Execs:**

Dan Wolf, Founder and Chief Executive Officer; Linda Markham, President; and Chief Administrative Officer; Mike Migliore, Chief Financial Officer

## Jazz Aviation LP



dba Air Canada Express  
3 Spectacle Lake Drive, Dartmouth, Nova Scotia, Canada B3B1W8  
(902) 873-5000

[flyjazz.ca](http://flyjazz.ca)

[@JazzAviationLp](https://twitter.com/JazzAviationLp)

[in company/jazz-aviation-lp](https://linkedin.com/company/jazz-aviation-lp)

**HQ:** Enfield, Nova Scotia, CA

**Offices:**

YHZ / YVR / YYC / YYZ / YUL

**Fleet:**

(21) CRJ-900; (10) CRJ-200; (44) Dash 8-400; (26) Dash 8-300; (15) Dash 8-100

**Total Employees:** 5,000

**Airline Execs:**

Randolph deGooyer, President; Marnie King, Vice President, Airports; Kirk Newhook, Vice President, Employee and Operational Support; Chris Kelly, Vice President, Finance and Business Services; Steve Linthwaite, Vice President, Flight Operations; Kal Rebin, Vice President, Maintenance and Engineering; Bob Palmer, Vice President, Safety, Quality and Environment





# RAA Airline Member Directory (cont.)

## Mesa Airlines



dba American Eagle & United Express  
410 N 44th Street Suite 700, Phoenix, AZ 85008  
(602) 685-4000

[mesa-air.com](http://mesa-air.com)

[@MesaAirlines](#) [@Mesa\\_Airlines](#) [MesaAirlines](#)

**HQ:** Phoenix, AZ

### Hubs:

IAH 1080 Crew, MX, MX Training / PHX 1020 Corporate Office, Training Center, Crew, MX / DFW 695 Crew, MX / IAD 400 Crew, MX / SDF 70 Crew, MX / ELP 35 MX / TUS 30 MX / CKB 10 MX

### Fleet:

(60) Embraer ERJ-170-200LR, (64) Bombardier CL-600-2D24, (20) Bombardier CL-600-2C10, (1) Bombardier CL-600-2B19

**Total Employees:** 3,300

### Airline Execs:

Jonathan Omstein, Chairman & Chief Executive Officer; Michael Lotz, President & Chief Financial Officer; Michael Ferwerda, Chief Operational Officer; Brian Gillman, General Counsel & Executive Vice President

## New England Airlines

New England Airlines  
*Block Island's Resident Airline*

56 Airport Road  
Westerly, RI 0289  
(800) 243-2460  
[blockislandairline.com](http://blockislandairline.com)

### Fleet:

(3) Britten Norman BN-2-A, (1) Piper PA-28, (3) Piper PA-32

### Airline Execs:

William G. Bendokas, President; Lois J. Bendokas, Vice-President; Susan Winkler, Director of Maintenance; Suzette Cowley, Chief Pilot

## Piedmont Airlines



dba American Eagle  
5443 Airport Terminal Rd., Salisbury, MD 21804  
(410) 572-5100

[piedmont-airlines.com](http://piedmont-airlines.com)

[@PiedmontAir](#) [@PiedmontAirlines](#)  
[WorkForPiedmont](#) [company/Piedmont-Airlines](#)

**HQ:** Salisbury, MD

### Hubs:

CLT-hub, domicile, line mx / DCA-hub / PHL-hub, domicile, mx base / PHX-hub / ALB-mx base / MDT-mx base / RIC-mx base / ROA-mx base / SBY-mx base

### Fleet:

(60) Embraer EMB-145-LR

**Total Employees:** 10,000

### Airline Execs:

Lyle Hogg, President and CEO; Stephen Keefer, Vice President, Flight Operations; Eric Morgan, Senior Vice President, Ground Handling; William Arndt, Vice President, Maintenance & Engineering; Terry Petrun, Vice President, Shared Services Organization; Julie Schell, Vice President, Safety & Regulatory Compliance; Perry Constant, Vice President, Finance; Michelle Foose, Vice President, Human Resources

## PSA Airlines



dba American Eagle  
3400 Terminal Drive, Vandalia, OH 45377  
(800) 235-0986

[psaairlines.com](http://psaairlines.com)

[@PSAAirlinesInc](#) [@PSAAirlines](#) [PSAAirlines](#)

**HQ:** Vandalia, OH

### Hubs:

Headquartered in Dayton, Ohio, Flight crew bases: DAY / CVG / TYS / ORF / DCA / CLT / PHL, Maintenance facilities: CAK / CLT / CVG / GSP / ORF / SAV / PNS / DAY

### Fleet:

(29) CRJ-200, (51) CRJ-700, (61) CRJ-900

**Total Employees:** 3,900+

### Airline Execs:

Dion Flannery, President; Michael Bruhn, Vice President of Finance; Randy Fusi, Vice President of Safety, Security and Compliance; Reddy Gumireddy, Vice President of Operations Planning and Performance; Gary Pratt, Vice President of Maintenance and Engineering; Margaret Soda, Vice President of Human Resources; Keith Stamper, Vice President of Air Operations

## Ravn Air Group



Ravn Alaska (Corvus Airlines) and Ravn Connect (Hageland Aviation) dba Ravn Alaska  
4700 Old International Airport Rd.  
Anchorage, AK 99502  
(907) 266-8300

[flyravn.com](http://flyravn.com)

[@RavnAlaska](#) [@RavnAlaska](#)  
[RavnAlaska](#) [company/ravn-alaska](#)  
[blog.flyravn.com](#) [RavnAlaska](#)

**HQ:** Anchorage, AK

**Maintenance Bases:** ANC / PAQ / FAI / BET

**Hubs:** ANC / FAI / BET / ANI / STM / OTZ / OME / UNK / GAL / SCC / BRW

### Fleet:

(1) Bombardier DHC-8-103 (Corvus), (9) Bombardier DHC-8-106 (Corvus), (7) Beechcraft BE-1900-C (Hageland), (19) Cessna CE-208B (Hageland), (4) Cessna CE-208B-EX (Hageland), (18) Cessna CE-207-A (Hageland), (8) Piper PA-31-350 (Hageland)

**Total Employees:** 991

### Airline Execs:

Dave Pflieger, President & CEO; W. Steve Jackson, CFO; Mark McGeorge, VP Safety; Deke Abbott, SVP Flight Ops; Mark Swearingin, SVP Tech Ops; Derek Shanks, Chief Commercial Officer; Wendy Yow, VP Human Resources; Len Sloper, SVP Airports, Cargo Real Estate

## Republic Airways Holdings, Inc.



dba American Eagle, Delta Connection, United Express  
8909 Purdue Road, Ste. 300, Indianapolis, IN 46268  
(317) 484-6000

[rjet.com](http://rjet.com)

[@RepublicAirways](#) [@RepublicAirways](#)  
[RepublicAirways](#) [company/RepublicAirways](#)

**HQ:** Indianapolis, IN

**Crew Domiciles:** CMH / DCA / EWR / IAH / IND / LGA / MCI / MIA / ORD / PHL / PIT

**Maintenance:** CLT / CMH / DCA / EWR / IAH / IND / LGA / ORD / PHL / PIT / SDF

### Fleet:

(8) ERJ-170-100LR; (40) ERJ-170-100SE; (14) ERJ-170-100SU; (129) ERJ-170-200LR

**Total Employees:** 6,000

### Airline Execs:

Bryan Bedford, President and Chief Executive Officer; Matt Koscal, Senior Vice President and Chief Administrative Officer; Paul Kinstedt, Senior Vice President and Chief Operating Officer; Joe Allman, Senior Vice President and Chief Financial Officer

## Seaborne Airlines SEABORNE

Codeshare partners: American Airlines, Delta, JetBlue, Vieques Airlink  
World Plaza Building, 9th Floor,  
268 Munoz Rivera Avenue, San Juan, PR 00918  
(787) 946-8741

[seaborneairlines.com](http://seaborneairlines.com)

[@FlySeaborne](#) [@SeaborneAirlines](#)

[f](#) SeaborneAirlines [in](#) company-beta/seaborne-airlines

**HQ:** San Juan, PR

**Hubs:**

Hdq 62, SJU (HUB) 102 (includes station employees, pilots and flight attendants), SJU / MX 26, STX 30 (includes pilots, station employees, and admins), STX / MX 8, STT 24, EIS 12

**Fleet:**

(4) Saab SF-340-340B, (2) de Havilland DHC-6-300 aka "Otter Seaplanes"

**Total Employees:** 264

**Airline Execs:**

Chief Executive Officer, Steven A. Rossum; Chief Operating Officer-Capt. Jesus Medina; Vice President of Maintenance-Julius Betancourt; Commercial Vice President-Hector (Tato) Montanez; General Counsel-Vice President of People-Olvin Valentin, Esq; Chief Pilot-Captain Luis Martinez; Director of Quality Control-Miguel Vazquez; Director of Safety and Regulatory Compliance-Ivan Carrasquillo

## SkyWest Airlines SkyWest

dba Alaska, United Express, Delta Connection, American Eagle  
444 South River Road, St. George, UT 84790  
(435) 634-3553

[skywest.com](http://skywest.com)

[@SkyWestAirlines](#) [@SkyWestJobs](#)

[in](#) company/skywest-airlines [f](#) SkyWestAirlinesJobs

[f](#) SkyWestAirlinesPilotRecruitment

**HQ:** St. George, UT

**Crew Domiciles:** Atlanta, Boise, Chicago O'Hare, Colorado Springs, Dallas-Fort Worth, Denver, Detroit, Fresno, Houston, LaGuardia, Low Angeles, Minneapolis/St. Paul, Palm Springs, Phoenix, Portland, Salt Lake City, San Diego, San Francisco, Seattle and Tucson

**Maintenance Bases:** Boise, Chicago O'Hare ORD, Colorado Springs COS, Detroit DTW, Fort Wayne FWA, Fresno FAT, Milwaukee MKE, Nashville BNA, Oklahoma City OKC, Pal Springs PSP, Salt Lake City, South Bend SBN and Tucson TUS

**Fleet:**

(194) Bombardier CRJ-200, (97) CRJ-700, (31) CRJ-900, (11) CRJ-900 ATMOSPHERE, (121) Embraer E175, (30) E175 SC

**Total Employees:** 13,971

**Airline Execs:**

President and Chief Executive Officer-Chip Childs; COO-Mike Thompson; VP of People-Lori Hunt; VP of Customer Service-Steve Black; VP of Operations Control Center-Brad Blake; VP of Maintenance-Bill Dykes; VP of InFlight-Sonya Wolford; VP of Flight Operations-Tracy Gallo

## Trans States Airlines TSA TRANS STATES AIRLINES

dba United Express, American Eagle  
11495 Navaid Road  
Bridgeton, MO 63044  
(314) 222-4300

[transstates.net](http://transstates.net)

[@TransStates](#) [@Trans\\_States\\_Airlines](#)

[f](#) TransStatesAirlines [in](#) company/trans-states-airlines

**HQ:** St. Louis, MO

STL also corporate headquarters / ORD / DEN / MLI mx only / SGF mx only

**Fleet:**

(46) Embraer EMB-145

**Total Employees:** 1,422

**Airline Execs:**

Richard A. Leach, President & Chief Executive Officer; Brian Randow, Chief Operating Officer; Lee Stelzner, Director of Flight Operations; John Wilk, Director of Quality Assurance; Matt Wright, Director of Maintenance; Matt Conrad, Director of Safety; Shonn Clark, Director of Inflight Service













# ASSOCIATE MEMBER COUNCIL DIRECTORY



## Chair

### COURTNEY MILLER

courtney.miller@aero.bombardier.com

Bombardier

## Members

Committee	Company	Name	E-mail
Aircraft Lessor	GE Capital Aviation Services	Dan Slater	daniel.slater@gecas.com
	Elix Aviation Capital	Philippe Poutissou	
Airframe	Embraer Commercial Aircraft	Tobias Caldas	tcaldas@embraer.com
	Mitsubishi	Eddie Jaisaree	eddie_jaisaree@mitsubishiaircraft.com
	Bombardier Aviation	Courtney Miller	courtney.miller@aero.bombardier.com
	ATR Americas Inc.	Vacant	josephine.werguet@atr-aircraft.com
Avionics	Collins Aerospace	Jeffrey Spies	jeffrey.spies@rockwellcollins.com
Components	First Aviation Services	Josh Krotec	jkrotec@firstaviation.com
	RIM Enterprises	Allan Nordine	anordine@riment.com
Ex Officio	US Technical	Jerry Schumacher	jerry-schumacher@ustechnical.com
Other Services	HQ Aero Management	Ronald Eagle	Ron@hqaero.com
	Avianor Inc.	Rick Townsend	rick.townsend@avianor.com
Propulsion	Pratt & Whitney Canada	Dale Reid <i>*Vice Chair</i>	Dale.Reid@pwc.ca
	Jet Support Services Inc. (JSSI)	Kyle Sale	kthomas@jetsupport.com
Training	Flight Safety International	Terry Hibler	terry.hibler@flightsafety.com



PERF A B C D E  
 INFO INFO INFO INFO  
 F G H I J  
 2 3 K L M N O  
 5 6 P Q R S T  
 8 9 U V W X Y  
 0 / Z SP DEL /

FLAPS 137 0 185  
 137 1 169  
 155 145 8 163  
 204 20 157  
 30 153  
 45 145  
 153

INFO INFO INFO INFO  
 INFO INFO INFO INFO  
 1 2 3 K L M N O  
 4 5 6 P Q R S T  
 7 8 9 U V W X Y  
 0 / Z SP DEL /

SPOILERS  
 UP  
 DOWN  
 MAN DISARM

THRUST REVERSER  
 OFF

1/2  
 3/4  
 MAX  
 RETRACT  
 FLIGHT SPOILER

SLATS  
 FLAPS  
 20  
 30  
 45

FLIGHT DECK DOOR  
 UNLOCK  
 ACCESS REQUEST

OPEN  
 LOCK  
 FAIL

COM1 PRE 118.40  
 NAV1 PRE 115.10  
 TCAS AUTO REL

ACT COM2 PRE 129.52  
 NAV2 PRE 115.10  
 AUT 115.10  
 ADF2 215.0  
 TCAS AUTO REL  
 ATC 1021  
 CTBY

STAT ECS HYD ELEC FUEL  
 DOORS SEL  
 MENU UP DN STEP

LIGHTING  
 OFF BRT OFF BRT OFF BRT OFF BRT

1 2 3 4 5 6 7 8 9 10 11 12  
 VHF INT/SWC PA  
 DME NAV ADF MKR  
 R/T I/C VOICE BOTH MASK EMER

AIL TRIM RUD TRIM

YAW DAMPER  
 YD1 YD2  
 DISC ENGAGE


PA CHIME CALL EMER

12190  
 11380

FLIGHT DYNAMICS  
 ACT STBY RWY G/S  
 PRI VMC? E 443' -3.00°

1 2  
 4 5  
 7 8





*On behalf of the Associate Member Council and all RAA Associate Members, I welcome you to these pages. The regional airline industry is focused on the importance of the small community—the necessity of representation beyond only the largest of players and cities—and ensuring this can all be accomplished with the highest level of safety in the world.*





### Courtney Miller

Chair, RAA Associate Member Council



We remain focused on ensuring we can attract and develop top talent to further the mission and future of this community. We do this to maintain our commitment as an industry to setting the highest standards of safety.

Within this commitment, the Associate Member Council continues to support the RAA Scholarship Program, which identifies and encourages the future of the industry. In addition to the golf tournament and silent auction at the Annual Convention, which support the scholarship, RAA has completed the formation of a 501(c)(3) organization to allow for donations directly to the scholarship fund. This is an exciting change that will allow you to contribute to the future leaders of the regional airline industry.

Over the past 44 years of the RAA convention, we have seen much change. From humble beginnings as the Commuter

Airline Associate of America, through multiple economic downturns, industry-changing events, and new or departing partnerships, we are an industry experienced in embracing the inevitable change and progress.

Navigating this change as a community is critical to the future viability of the industry, and I personally ask that you actively be involved. Engage with the discussion, support the airline and associate members at the Annual Convention, and encourage the future by supporting the RAA Scholarship Foundation through the silent auction, golf tournament, or direct donations. Whether you represent an airline, a supplier, a university, or simply an individual passionate about the industry, your voice is key to representing the future of the regional industry and in continuing to make regional air travel as the safest way of connecting people in the world.

### Courtney Miller

Chair, Associate Member Council

# ASSOCIATE MEMBERS

## Index (Listed Alphabetically)

1 Vision Aviation	89	Desser Tire & Rubber Co., Inc.	92	Outerlink Global Solutions	83
3 Points Aviation	92	e2bcalibration	92	Papillon Grand Canyon Helicopters	93
Accessory Aero Group, LLC.	92	ELIX Aviation Capital Limited	92	Perrone Aerospace	82
Accommodations Plus International (API)	92	Embraer	82	Phoenix Air Repair, Inc.	90
ACSS, An L-3 Company	92	EMSI	93	PPS Flight Planning	94
Aereos Interior Solutions	82	Erie Aviation, Inc.	93	Pratt & Whitney	87
Aero Parts Mart	82	eTT Aviation	93	Premier Aviation Quebec, Inc.	91
AeroCentury	87	Falko	88	PrimeFlight Aviation Services	91
AeroKool Aviation	89	First Aviation Services Inc.	85	Professional Aircraft Accessories, Inc.	94
AeroVision International	86	FirstSource Solutions	91	Q1 Aviation Ltd	94
AIR SUPPORT	88	FlightSafety International	88	Ramp Communications	94
AirReady MRO Services, Inc.	89	Fokker Services Americas	85	RCMBT	94
Alltec Integrated Manufacturing Inc.	85	FreeFlight Systems	84	ReadyJet	94
ALPA, Air Line Pilots Association, Int'l	92	Future Aviation Inc. / HEICO Aerospace	93	Regent Aerospace Corp	82
AMETEK MRO	89	Garmin	93	Regional One	86
APS, LLC	92	Garmin International	84	RIM Enterprises LLC	84
ARCOS	83	GE Aviation	87	Rotabull	83
Ascent Aviation Services	89	GE Capital Aviation Services (GECAS) LLC	88	SAFRAN	87
ATEQ Aviation	88	Herber Aircraft Service, Inc.	93	Saywell International Inc	87
Av-DEC	92	Hotel Connections	93	Schneller LLC	82
Av-Reps, Component Repair & Overhaul	92	HQ Aero Management (US) Inc.	91	Sky Mart	94
AV8 PMA LLC	92	IFS Aerospace & Defense Ltd	93	Skyplan Services Limited	94
Avial a Boeing Company	92	JD Aero	90	Skyservice Business Aviation	94
Avianor Inc	85	Jeppesen	93	StandardAero	87
Aviatechnik Corporation	85	Jet Support Services, Inc. (JSSI)	91	Sterling - Global Aviation Logistics	91
Aviation Covers, inc	92	Kamatics Corporation	93	Sterling Courier	94
Aviation Inventory Resources	86	KF Aerospace	93	Systecon North America	94
Aviatron, Inc.	85	Korn Ferry	86	TACOR	90
Avionica, LLC	92	Laminaar Aviation InfoTech Americas, Inc.	93	TBM, Inc. Filtration Systems Products, Inc.	94
B/E Aerospace Canada Limited	92	LandLocked Aviation Services	85	Total Aviation	94
Baylor Institute for Air Science	88	LaserShip	91	TP Aerospace	94
BeauTech Power Systems	87	Lee Aerospace, Inc.	93	Travelliance	94
Bill Thomas Associates Inc.	89	Littler Mendelson, P.C.	91	Travelpro Products Inc	94
Bombardier Commercial Aircraft	82	Lufthansa Technik AERO Alzey GmbH	93	True Blue Power	85
C&L Aviation Group	89	Luma Technologies	93	Universal Avionics, an Elbit Systems Company	84
CAE	88	M & H Uniforms	93	Vanguard Aerospace	94
CaseBank Technologies, Inc., A Division of ATP	92	Magellan Aviation Group	86	Web Manuals Inc.	83
China Express Airlines	92	Michelin Aircraft Tire	93	Werner Aero Services	87
Collins Aerospace	84	Micro-Surface Finishing Products, Inc.	93	Western Michigan University - College of Aviation	88
Contour Airlines	92	Mid-Continent Instruments and Avionics	84	Wilkerson Aircraft Tires	90
CPaT Global	90	Midwest Aero Support, Inc	93	WinAir	83
DASI, LLC	92	Mitsubishi Aircraft Corporation	83	Winstead PC	94
De Havilland Aircraft of Canada	82	Nordic Aviation Capital	93	World Fuel Services	94
Dean Baldwin Painting LP	90	Olmsted Instrument Company	93	Worthington Aviation	94
DECA Aviation Engineering Ltd.	92	OMS	93		

## Index (by Category)

<b>AIRCRAFT INTERIORS/FURNISHINGS</b>	<b>82</b>	<b>ENGINE REPAIR, OVERHAUL &amp; MODIFICATIONS</b>	<b>87</b>	ALPA, Air Line Pilots Association, Int'l	92
Aereos Interior Solutions	82	StandardAero	87	APS, LLC	92
Aero Parts Mart	82			AV8 PMA LLC	92
Perrone Aerospace	82			Av-DEC	92
Regent Aerospace Corp	82			Aviall a Boeing Company	92
Schneller LLC	82			Aviation Covers, inc	92
		<b>FINANCE &amp; LEASING</b>	<b>87</b>	Avionica, LLC	92
<b>AIRFRAME MANUFACTURERS &amp; SALES</b>	<b>82</b>	AeroCentury	87	Av-Reps, Component Repair & Overhaul	92
Bombardier Commercial Aircraft	82	BeauTech Power Systems	87	B/E Aerospace Canada Limited	92
De Havilland Aircraft of Canada	82	Falko	88	CaseBank Technologies, Inc., A Division of ATP	92
Embraer	82	GE Capital Aviation Services (GECAS) LLC	88	China Express Airlines	92
Mitsubishi Aircraft Corporation	83			Contour Airlines	92
		<b>FLIGHT PLANNING SERVICES</b>	<b>88</b>	DASI, LLC	92
<b>AVIATION SOFTWARE</b>	<b>83</b>	AIR SUPPORT	88	DECA Aviation Engineering Ltd.	92
ARCOS	83			Desser Tire & Rubber Co., Inc.	92
Outerlink Global Solutions	83	<b>FLIGHT TRAINING SIMULATORS</b>	<b>88</b>	e2bcalibration	92
Rotabull	83	CAE	88	ELIX Aviation Capital Limited	92
Web Manuals Inc.	83	FlightSafety International	88	EMSI	93
WinAir	83			Erie Aviation, Inc.	93
		<b>GOVT/COLLEGES/UNIVERSITIES/SCHOOLS</b>	<b>88</b>	eTT Aviation	93
<b>AVIONICS MANUFACTURERS &amp; SALES</b>	<b>84</b>	Baylor Institute for Air Science	88	Future Aviation Inc. / HEICO Aerospace	93
Collins Aerospace	84	Western Michigan University - College of Aviation	88	Garmin	93
FreeFlight Systems	84			Herber Aircraft Service, Inc.	93
Garmin International	84	<b>GROUND SUPPORT EQUIPMENT/GROUND SERVICES/FUEL</b>	<b>88</b>	Hotel Connections	93
Mid-Continent Instruments and Avionics	84	ATEQ Aviation	88	IFS Aerospace & Defense Ltd	93
RIM Enterprises LLC	84	Bill Thomas Associates Inc.	89	Jeppesen	93
Universal Avionics, an Elbit Systems Company	84			Kamatics Corporation	93
		<b>MAINTENANCE &amp; REPAIR STATIONS</b>	<b>89</b>	KF Aerospace	93
<b>CLEANING &amp; DETAILING SERVICES (PAINTINGS &amp; MARKINGS)</b>	<b>85</b>	1 Vision Aviation	89	Laminaar Aviation InfoTech Americas, Inc.	93
LandLocked Aviation Services	85	AeroKool Aviation	89	Lee Aerospace, Inc.	93
		AirReady MRO Services, Inc.	89	Lufthansa Technik AERO Alzey GmbH	93
<b>COMPONENT MANUFACTURING/REPAIR &amp; OVERHAUL</b>	<b>85</b>	AMETEK MRO	89	Luma Technologies	93
Alltec Integrated Manufacturing Inc.	85	Ascent Aviation Services	89	M & H Uniforms	93
Avianor Inc	85	C&L Aviation Group	89	Michelin Aircraft Tire	93
Aviatechnik Corporation	85	Dean Baldwin Painting LP	90	Micro-Surface Finishing Products, Inc.	93
Aviatron, Inc.	85	JD Aero	90	Midwest Aero Support, Inc	93
First Aviation Services Inc.	85	Phoenix Air Repair, Inc.	90	Nordic Aviation Capital	93
Fokker Services Americas	85	TACOR	90	Olmsted Instrument Company	93
True Blue Power	85	Wilkerson Aircraft Tires	90	OMS	93
		<b>SPECIALIZED SERVICES</b>	<b>90</b>	Papillon Grand Canyon Helicopters	93
<b>CONSULTANTS (LEGAL, INSURANCE, TAX, &amp; COMMUNICATIONS)</b>	<b>86</b>	CPaT Global	90	PPS Flight Planning	94
Korn Ferry	86	FirstSource Solutions	91	Professional Aircraft Accessories, Inc.	94
		HQ Aero Management (US) Inc.	91	Q1 Aviation Ltd	94
<b>DISTRIBUTOR</b>	<b>86</b>	Jet Support Services, Inc. (JSSI)	91	Ramp Communications	94
AeroVision International	86	LaserShip	91	RCMBT	94
Aviation Inventory Resources	86	Little Mendelson, P.C.	91	ReadyJet	94
Magellan Aviation Group	86	Premier Aviation Quebec, Inc.	91	Sky Mart	94
Regional One	86	PrimeFlight Aviation Services	91	Skyplan Services Limited	94
Saywell International Inc	87	Sterling - Global Aviation Logistics	91	Skyservice Business Aviation	94
Werner Aero Services	87			Sterling Courier	94
		<b>OTHER ASSOCIATED MEMBERS</b>	<b>92</b>	Systecon North America	94
<b>ENGINE MANUFACTURER</b>	<b>87</b>	3 Points Aviation	92	TBM, Inc. Filtration Systems Products, Inc.	94
GE Aviation	87	Accessory Aero Group, LLC.	92	Total Aviation	94
Pratt & Whitney	87	Accommodations Plus International (API)	92	TP Aerospace	94
SAFRAN	87	ACSS, An L-3 Company	92	Travelliance	94
				Travelpro Products Inc	94
				Vanguard Aerospace	94
				Winstead PC	94
				World Fuel Services	94
				Worthington Aviation	94





# ASSOCIATE MEMBERS

## AIRCRAFT INTERIORS/ FURNISHINGS

### Aereos Interior Solutions

2601 Summit Ave #100  
Plano, Texas 75074

### Aero Parts Mart



4205 Stadium Drive, Suite 310,  
Fort Worth, TX 76133  
www.apmparts.com  
P: 817-923-2894  
F: 817-923-2896  
RAA Representative: Noel VanHook  
Business Development Manager

Aero Parts Mart (APM) provides FAA PMA parts for the airline industry. A close working relationship with our customers identifies solutions to lowering costs and improved availability of parts through FAA PMA or Owner Produced parts. Our staff brings experience from the aerospace manufacturing industry, repair & overhaul industry and airline materials sector. We are able to bring improvements to design and FAA approvals are obtained based on test and computation. AS9100D and ISO 9001:2008 Certified. APM – “Bringing Value to Aviation”

### Perrone Aerospace

182 Riverside Drive, Fultonville, NY 12072  
www.perroneaero.com  
P: 518-853-4300 F: 518-853-4333  
RAA Representative: Kevin Shea  
Vice President of Sales, Americas

Perrone Aerospace is a full-service designer and fabricator of AS9100 and ISO 9001 compliant performance leathers and textiles for the global aerospace industry. Perrone employs a laser-guided, waterjet cut parts process, guaranteeing 100% Q.C. inspected dress-cover kits, and lower per-PAX cost. Along with our full range of performance leathers and textiles, we feature the lightest weight, full-strength soft goods. Our FAA 145, EASA approved repair station refurbishes and repairs leather dress covers. A full line of cleaning and maintenance-care chemicals round out Perrone's offerings.

### Regent Aerospace Corp

28110 W Harrison Parkway, Valencia, CA 91355  
www.regentaerospace.com  
P: 661-257-3000 F: 661-257-6863  
RAA Representative: Thomas Cecil  
Sr Director of Sales

Large Interiors MRO repairing/refurbishing anything and everything in the interior of an aircraft including seats, galleys, lavs, sidewall panels...etc. Also produces seat covers, carpet kits, plastic seat parts, and life vests.

### Schneller LLC

6019 Powdermill RD, Kent, OH 44240  
www.schneller.com  
P: 330-673-1400 F: 330-673-6374  
RAA Representative: Verla Williams  
Marketing Coordinator

Schneller is the premier single source provider of coordinated collections and custom decor of film and reinforced laminates, thermoplastic sheets and non-textile floor coverings designed to meet the exacting requirements of our customers in the aviation industries. We provide continuous roll and sheet production from our ISO 9001:2015 with Design and AS9100:2016 certified production facility. From our innovative materials to complete solutions, from advanced engineering to inspiring motifs, from localized knowledge to worldwide service, everything we do is designed to deliver superior aesthetics, performance and results

## AIRFRAME MANUFACTURERS & SALES

### Bombardier Commercial Aircraft

13100 Henri-Fabre  
Mirabel, Quebec J7N 3C6 Canada

### De Havilland Aircraft of Canada

123 Garratt Boulevard,  
Toronto, ON M3K 1Y5, Canada  
www.dehavilland.com  
P: +1-416-375-4025  
RAA Representative: Philippe Poutissou  
Vice President, Sales and Marketing

With its acquisition of the Dash 8 aircraft program, Longview Aviation Capital has proudly relaunched De Havilland Canada, one of Canada's most iconic brands.

De Havilland Canada's portfolio includes sales and production of the Dash 8-400 aircraft, one of the world's most important commercial aircraft, as well as support for the worldwide fleet of Dash 8-100/200/300/400 aircraft. The company is committed to maintain the brand's 75-year-old reputation for expertise, excellence and reliability in its manufacturing and commercial operations, and through its global network providing customer services and support.

### Embraer

276 SW 34th Street, Fort Lauderdale, FL 33315  
P. (954) 359-3700 F. (954) 359-8170  
RAA Representative: Tobias Caldas  
Director, Marketing

**Mitsubishi Aircraft Corporation**

4965 Preston Park Blvd. Suite 350,  
Plano, TX 75093  
<https://www.mitsubishi-aircraft.com/>  
P: 469-573-5800  
F: 469-573-5801  
RAA Representative: Eddie Jaisaree  
SVP, Sales

Mitsubishi Aircraft Corporation develops, produces, sells and supports the Mitsubishi Spacejet family of next-generation regional jets. These aircraft reimagine passenger experience with the most spacious cabins, widest economy seats, highest aisle clearance and most overhead bin capacity of any aircraft in their class. Delivering ultimate comfort, unmatched performance, and more profit potential the Mitsubishi Spacejet family has redefined the business of regional aviation. Mitsubishi Aircraft Corporation was formed in 2008 and is a group company of Mitsubishi Heavy Industries, Ltd. Company headquarters are in Nagoya, Japan, and U.S. headquarters are in Renton, Washington, USA.

**AVIATION SOFTWARE****ARCOS**

445 Hutchinson Ave, Ste 600,  
Columbus, Ohio 43235  
<https://www.arcos-inc.com/>  
P: 614-304-3516  
F: 614-847-7303  
RAA Representative: Jordan Abbruzzese  
Industry Marketing Manager

ARCOS is a leader in delivering SaaS solutions for managing resources, ensuring accurate, compliant shift scheduling and automatically planning for all types of events. The ARCOS solution reports on the up-to-the-minute location and status of equipment and crews via mobile technology for utilities and other critical infrastructure like airlines, manufacturers and industrial facilities. The ARCOS resource management platform helps organizations save time and money, while improving customer satisfaction and the efficiency, safety and accuracy of operations. Learn about ARCOS resource management software at <https://www.arcos-inc.com>.

**Outerlink Global Solutions**

PO Box 7008,  
Shreveport, Louisiana 71137  
[www.outerlink.com](http://www.outerlink.com)  
P: 318.698.5296  
F: 318-222-0503  
RAA Representative: Don Rucker  
Director of Technical Services

Outerlink Global Solutions is focused on providing organizations with solutions to identify and mitigate risks. Outerlink's IRIS system is a turnkey solution for maintaining operational control and oversight from a single corporate operator to fleet operations. Combining the four key elements of monitoring, alerting, tracking and communication, IRIS exceeds any system commercially available today.

**Rotabull**

250 Lafayette St 3R,  
New York, New York 10012  
<https://rotabull.com>  
P: 347-871-7163  
F: 347-871-7163  
RAA Representative: Ben Frank  
Sales

The easiest way to sell aircraft parts online.

**Web Manuals Inc.**

900 3rd Ave, GATEWAY 29th floor  
New York, NY 10022  
<http://www.webmanuals.aero>  
P: 844-932-6268  
RAA Representative: Martin Lidgard  
CEO and Founder

Through its cloud-based application, Web Manuals provides a market-leading solution for the simple and controlled authoring, publishing and distribution of operational and technical manuals for airlines and other air operators. With more than 200 clients around the world, Web Manuals' intuitive application sets the world standard in digitizing manuals for aviation.

What was traditionally a laborious, manual process has been transformed: the rapid authoring, reviewing, publishing, distribution and control of an entire manuals library can now be managed as a seamless operation. As a result, Web Manuals' clients enjoy significant savings in time and administrative costs while improving their regulatory compliance and flight safety.

With offices in New York City, San Diego CA and Malmö, Sweden, Web Manuals supports clients around the globe and works with other leaders in aviation knowledge management to constantly enhance its capabilities.

**WinAir**

120 Bessemer Rd.,  
London, Ontario N6E 1R2, Canada  
[www.winair.ca/](http://www.winair.ca/)  
P: +1-519-691-0919  
F: 1-519-691-0849  
RAA Representative: Kyle Vergeer  
Managing Director

WinAir, the company, has over 30 years of experience as a leader in aviation management software. WinAir, the software, is the top pick for organizations concerned with reliability, compliance, and having trustworthy data. Businesses rely on WinAir to efficiently and effectively track and manage aircraft maintenance and to provide inventory control. WinAir is proud to lay claim to hundreds of installations at aviation-specific organizations worldwide, from airlines to heli-ops, law enforcement agencies, oil industry suppliers, MROs, CAMOs, medical response teams and more. Companies using WinAir regard it as a necessary component to the successful management of their fleet maintenance programs.

# AVIONICS MANUFACTURERS & SALES

## Collins Aerospace

Avionics Division, 400 Collins Road NE  
Cedar Rapids, IA 52498  
collinsaerospace.com  
P: 319-295-1000  
RAA Representative: Jeff Spies  
Account Manager, Avionics Services Business  
Development

Collins Aerospace is a leader in technologically advanced, intelligent solutions for the aerospace and defense industry. Created in 2018 by bringing together UTC Aerospace Systems and Rockwell Collins, we have the capabilities, comprehensive portfolio and expertise to solve our customers' toughest challenges and meet the demands of the global marketplace.

Based in Cedar Rapids, Iowa, Collins Aerospace Avionics division includes: commercial and government avionics systems; cabin management and content systems; information management systems and services; fire protection services; and aircraft sensors.

## FreeFlight Systems

8080 Tristar, Suite 100  
Irving, Texas 75034  
freeflightsystems.com  
P: 254-662-0000  
F: 254-662-0000  
RAA Representative: Ashley Ring  
Director of Sales

FreeFlight Systems designs, manufactures, sells, and supports avionics systems that improve the safety, efficiency and affordability of flying. We specialize in technologies and solutions that bring the benefits of the NextGen airspace transformation to all segments of aerospace. We are known for the quality and reliability of our products, the flexibility and compatibility of our solutions, and our commitment to long-term client satisfaction.

## Garmin International

1200 E 151st St,  
Olathe, KS 66062  
www.garmin.com  
P: 913-397-8200  
F: 913-387-8282  
RAA Representative: Kenny Sikich  
Aviation Sales Manager, Air Carriers

The Garmin aviation segment is a leading provider of solutions to aircraft manufacturers, existing aircraft owners and operators, as well as government/defense customers and serves a range of aircraft including commercial, business aviation, general aviation, experimental/light sport, helicopters, optionally piloted vehicles (OPV), unmanned aerial vehicles (UAV) and more. Garmin's portfolio includes flight displays, navigation, communication, flight control, hazard avoidance, weather radar, radar altimeter, datalink weather receivers and services, traffic collision avoidance systems (TCAS), terrain awareness and warning systems (TAWS), controller pilot data link (CPDLC), an expansive suite of automatic dependent surveillance broadcast (ADS-B) solutions, in cockpit and cloud connectivity.

## Mid-Continent Instruments and Avionics

9400 E 34th St N,  
Wichita, KS 67226  
mcico.com  
P: 316-630-0101  
F: 316-630-0723  
RAA Representative: David Copeland  
Director of Sales

Mid-Continent Instruments and Avionics manufactures, overhauls and repairs aircraft instruments, avionics and advanced power solutions. Operating within an AS9100C certified facility; Mid-Continent serves 57 countries and supports business and commercial aviation, unmanned aerial vehicles (UAV), defense, and special missions markets. The company manufactures more than 20,000 units per year and processes more than 15,000 units in its overhaul, exchange and repair operation.

## RIM Enterprises LLC

700 Center Point Road NE,  
Cedar Rapids, IA 52402  
WWW.RIMENT.COM  
P: 319-393-9727  
F: 319-393-9350  
RAA Representative: Allan Nordine  
vive - president

RIM Enterprises LLC is focused on being your aircraft parts supplier of choice by offering impeccable customer service while maintaining the highest quality standards. Our staff utilizes over 150 years of combined aviation experience to assist with your requirements and has been delivering aircraft parts worldwide since 1991.

Originally established as a supplier of avionics and instrumentation, through strategic planning and extensive inventory expansion we have grown in to a full service aircraft parts supplier capable of meeting all of our customer's needs. We maintain an inventory in excess of 70,000 line items at our centrally located facility in Cedar Rapids, Iowa.

We offer creative aircraft parts solutions to our customers on a purchase, exchange, lease and rental basis. We are pleased to customize plans to meet each and every customer's specific requirements. Our dedicated staff will be happy to work with you every step of the way with only one goal in mind...your complete satisfaction.

## Universal Avionics, an Elbit Systems Company

**UNIVERSAL™ AVIONICS**  
an *Elbit Systems* Company

3260 E Universal Way,  
Tucson, Arizona 85756  
https://www.uasc.com/  
P: 520-295-2300  
F: 520-295-2390  
RAA Representative: Scott Campbell  
Director, Airline & Military Sales

Universal Avionics (UA) is a leading manufacturer of innovative commercial avionics systems offered as retrofit and forward-fit solutions for the largest diversification of aircraft types in the industry. The company's vision is to be the premier flight deck avionics supplier for the commercial aviation market, providing a fully-integrated 'head-up' and 'head-down' experience for pilots by combining Elbit Systems' commercial HUD technology with UA's FMS, data link, and display systems. The company's solutions for LPV, ADS-B Out, CPDLC, and CPDLC DCL provide air carriers with increased capabilities and safety in order to meet the evolving CNS/ATM requirements of the future.



## CLEANING & DETAILING SERVICES (PAINTINGS & MARKINGS)

### LandLocked Aviation Services

630 W Prien Lake Rd B225,  
Lake Charles, Louisiana 70601  
www.landlockedaviation.com  
P: 405-371-3632  
F: 337-478-8495  
RAA Representative: Reed Friese  
COO

Landlocked Aviation Services is an aircraft exterior refinishing company with base of operations located in Lake Charles, La on the Chennault Airport. LLAS paints commercial, military, and VVIP aircraft. LLAS has capacity for both refinishing and interior and/or light modification work for multiple regional aircraft.

## COMPONENT MANUFACTURING/REPAIR & OVERHAUL

### Alltec Integrated Manufacturing Inc.

2240 S. Thornburg St.,  
Santa Maria, CA 93455  
www.alltecmfg.com  
P: 805-595-3500  
F: 805-595-1024  
RAA Representative: Randall Dennis - owner  
Stan Ryland - Sales Manager

Plastic Injection Molders - Parts and complete assemblies for the Commercial and Military Aerospace Markets. Work directly with airlines on Interior OOP requirements. We have Engineering and Machine shop in house capability to work project through the R & D, tool design & build process. Aircraft Interior parts and assemblies that include Window Reveal assemblies, PSU assemblies (Includes air & light,) Armrest assemblies, Seat Backs, Bumpers, Exterior Radomes, 1.5 lbs per part max.

### Avianor Inc

12405 services A-2  
Mirabel, J7E 1E4 Canada

### Aviatechnik Corporation

325 Brunel Rd,  
Mississauga, On L4Z 1Z5, Canada  
www.aviatechnikcorp.com  
P: 905-890-7778  
F: 905-890-0774  
RAA Representative: Kirill Bazhenov  
Account Manager / Sales

Aviatechnik Corporation is a TCCA, EASA approved Landing Gear MRO and Bombardier Aerospace approved Supplier for Commercial Aircraft. MRO is based in Toronto, Canada with operations worldwide that specializes in Landing Gear Repair/Overhaul and Lease/Exchange services for Regional and Business aircraft.

### Aviatron, Inc.



25 Customs Drive,  
South Burlington, Vermont 05403  
www.aviatron.com  
P: 802-865-9318  
F: 802-862-9707  
RAA Representative: Paul Mulley  
Director of Sales & Marketing

Aviatron is an Air Cycle Machine and Air Starter Specialist, with a "No BER" guarantee. Our Capabilities also include Overhaul/Repair of Pneumatic Valves, Power Generation Components and Generator Control Units. Offering an in-house Engineering service and an active DER and PMA development program currently delivering proven reliability and substantial operational cost savings. Aviatron is a FAA and EASA certified repair station.

### First Aviation Services Inc.

15 Riverside Avenue  
Westport, Connecticut 6880

### Fokker Services Americas



456 Aerotron Parkway,  
La Grange, Georgia 30240  
www.fokkerservices.com  
P: +1-706-812-1700  
F: +1-706-812-1700  
RAA Representative: Leon Kouters  
Director Marketing and Sales

Fokker Services delivers tailored solutions for your aircraft maintenance. We support a wide range of regional, commercial and military aircraft. Fokker Services with facilities in Europe, Asia and the Americas, we combine our heritage of OEM (design) knowledge, asset management and comprehensive in-house component MRO support to provide performance-based logistics programs for Bombardier Dash 8, Q400 and CRJ aircraft. With our proven ABACUS program, we combine our extensive exchange pools and sophisticated reliability monitoring tools with our in-house component repair and engineering capabilities to offer you guaranteed availability and predictable costs for all your component support requirements.

### True Blue Power



A division of Mid-Continent Instrument Co., Inc.

9400 E 34th St N,  
Wichita, KS 67226, United States of America  
truebluepowerusa.com  
P: 316-630-0101  
F: 316-630-0723  
RAA Representative: Erik Ritzman  
Director, True Blue Power

True Blue Power specializes in the custom design and manufacture of power solutions for the global aviation industry, including USB charging ports, inverters, voltage converters, emergency power supplies and certified advanced lithium-ion aviation batteries. Select products feature proprietary, Nanophosphate® Lithium-ion battery technology, which offers stable chemistry, faster charging, consistent output, excellent cycle life and superior cost performance — this translates into smaller, lighter products that are less than half the size and weight of existing solutions.

# CONSULTANTS (LEGAL, INSURANCE, TAX, & COMMUNICATIONS)

## Korn Ferry



1450 Brickell Ave Ste 2610,  
Miami, FL 33131  
Korn Ferry  
P: +1-305-205-7238  
F: +1-305-377-4428  
RAA Representative: Michael Bell  
Senior Client Partner

Korn Ferry is a global organizational consulting firm. We work with clients to design their organizational structures, roles and responsibilities. We help hire the right people and advise on how to reward, develop and motivate workforces. We help professionals navigate and advance their careers. Our 8,600 colleagues serve clients in more than 50 countries. We offer five core solutions.

- Organizational Strategy
- Assessment and Succession
- Talent Acquisition
- Leadership Development
- Rewards and Benefits

Korn Ferry's Civil Aviation Practice serves the human capital needs of airlines, airport, aviation service providers, and other enterprises in the global civil aviation practice on a global basis.

# DISTRIBUTOR

## AeroVision International

620 E. Ellis Road,  
Muskegon, MI 49441  
www.aerovi.com  
P: 231-799-9000  
F: 855-328-9578  
RAA Representative: Bobby Hodge  
VP - Operations

AeroVision offers a complete material solution for ATR 42/72, Embraer 120, Embraer 135/140 and Embraer ERJ 145, E-Jet 170 and E-Jet 190 & Legacy Operators – offering engines, APUs and airframe components for these aircraft type. To ensure a high level of service, AeroVision employs knowledgeable industry experts that provide real-time customer service during business hours and an inside/outside sales team that builds ongoing relationships through customer site visits, tradeshow, conferences and customer appreciation events.

## Aviation Inventory Resources

12240 E FM 917,  
Alvarado, TX 76009  
www.avinvres.com  
P: 817-672-0060  
F: 817-670-0064  
RAA Representative: Denise Fernandez  
Director of Sales

AIR is a leading provider of regional airline spares with a specialty in Saab 340, ATR, B1900 and Embraer EMB aircraft. For more than 20 years, AIR has been a trusted partner of regional airlines worldwide offering an unparalleled mix of experience and parts support capability. With one of the world's largest airframe and engine inventories and a staff with hundreds of years of collective airline operational experience, we have many ways to help you control your parts costs. AIR is the exclusive distributor within the Americas for AIM Altitude interior products. AIR offers our fully customizable "AIRcare" managed inventory program. Our sister company, Aviation Repair Resources, is an FAA/EASA approved structures and accessories repair station with significant DER/RSDER development experience. ARR's manufacturing division is a producer of both in-house and contract production PMA parts. ARR also specializes in assistance with "owner produced" parts. Contact us to see how we can help your operation. We Solve Problems!

## Magellan Aviation Group

2345 Township Rd., Suite B,  
Charlotte, NC 28273  
www.magellangroup.net  
P: 704-504-9204  
F: 704-504-9205  
RAA Representative: Ron Hankins  
Vice President, Engine Parts Sales

Magellan Aviation Group is an internationally known provider of aftermarket aviation products and services to the commercial and regional airline industries. Magellan provides quality airframe and engine parts, aircraft and engine sales and leasing, as well as inventory management and consignment programs. We support three segments: commuter/regional turbo-prop, regional jet, and commercial narrow- and wide-body.

Magellan Expendables specializes in OEM new and new surplus consumable and expendable aircraft materials. Specializing in hard-to-find, niche-based aircraft components, our inventory is focused on items with long lead times to help meet your needs for line maintenance, shop repairs/overhauls, or new projects.

## Regional One



6750 NE 4th Court,  
Miami, Florida 33138  
www.regionalone.com  
P: 305-759-0670  
F: 305-759-0411  
RAA Representative: Sam Galeotalanza  
Director Sales & Marketing

Regional One, is a purchaser, lessor and seller of aircraft, aircraft parts, engines and engine parts and other related support items applicable to the Regional/Commuter aircraft worldwide. We offer a wide range of product & support services to meet our customer demands. Our extensive portfolio of available aircraft, engines and spares including avionics, hydraulic and fuel system rotables, LRU components, landing gears, propellers, insurance spares such as flight controls and expendables assure you, our customer that we have what you need when you need it.

## Saywell International Inc



3700 N29th Ave, suite 101  
Hollywood, Florida 330220  
www.saywell.us  
P: +1-954-920-9797  
F: +1-954-920-2353  
RAA Representative: Marcus Keane  
Vice President

Saywell International Inc is the North American branch of Saywell International Ltd UK. As an authorized distributor for many leading parts manufacturers and an investor in Airline surplus inventories; we have a part for just about every aircraft. Call us "the Parts People"

## Werner Aero Services

19 Industrial Ave,  
Mahwah, NJ 07430  
www.werneaero.com  
P: 201-785-9700  
F: 201-785-9777  
RAA Representative: Mike Cazaz  
President & CEO

Werner Aero Services, founded in 1993, is an aviation asset management company and an after-market provider of logistical solutions to airlines and MROs worldwide. Highly regarded for customer service, quality, innovation, and industry leadership, it specializes in the sale, lease, management, and total care support of jet engines, engine nacelles and aircraft components, including rotatable pooling and repair management. Werner Aero Services is headquartered in the US and Singapore, with local regional offices worldwide to better reach its customers. The company prides itself on being flexible and responsive to both the market and customers needs. Service is our priority. Solutions are our specialty.

## ENGINE MANUFACTURER

### GE Aviation

1 Neumann Way, Room 242  
Cincinnati, Ohio 45215

### Pratt & Whitney



**GO BEYOND**

400 Main Street,  
East Hartford, Connecticut 06118, United States  
of America  
<https://www.pw.utc.com>  
P: 860-565-4321  
RAA Representative: Frederic Lefebvre  
Vice President, Marketing, Regional Aviation

Pratt & Whitney is a world leader in the design, manufacture and servicing of aircraft engines and auxiliary power units (APUs). For longer regional routes and routes with increasing demand, the Pratt & Whitney GTF™ engine family is enabling new-generation aircraft to fly more people, farther, while delivering up to 20% less fuel burn with far fewer emissions and much lower noise. For shorter regional routes, the PW100 turboprop engine family delivers the most versatile, reliable, fuel-efficient, environmentally friendly and high-performing engines in regional aviation. In addition to engines for aircraft propulsion. Pratt & Whitney also supplies APUs for a number of modern regional aircraft. Operators of Pratt & Whitney regional engines and APUs are supported by a large, global network of service centers, field support representatives and an increasing number of digital and service solutions to optimize operations and maintenance, and to extend time on wing.

### SAFRAN

3225 Woburn Street  
Bellingham, Washington 98226

## ENGINE REPAIR, OVERHAUL & MODIFICATIONS

### StandardAero

6710 N Scottsdale Road, Suite 250,  
Scottsdale, AZ 85253  
www.standardaero.com  
P: +1-480-377-3100  
F: +1-480-377-3105  
RAA Representative: Todd Sywake  
Vice President, Customer Programs

StandardAero is one of the world's largest independent providers of services including engine and airframe maintenance, repair and overhaul, engine component repair, engineering services, interior completions and paint applications. StandardAero serves a diverse array of customers in business and general aviation, airline, military, helicopter, components and energy markets.

## FINANCE & LEASING

### AeroCentury

Suite 310, 1440 Chapin Avenue  
Burlingame, CA 94010  
www.aerocentury.com  
P: 650-340-1888  
F: 650-696 3929  
RAA Representative: Michael Magnusson  
CEO

AeroCentury is a 20 year old aircraft leasing company dedicated solely to regional aircraft. Our current portfolio includes Q300, Q400, E-145, E-175, CRJ-700, CRJ900 and CRJ1000. We are a "mid-life" lessor focusing on aircraft 8-12 years old and retaining them for 10-15 years. For further information please visit our website or contact us at 650-340 1888.

### BeauTech Power Systems

1920 McKinney Ave, Suite 920  
Dallas, TX 75201  
www.beautech.aero  
P: +1-214-764-4131  
F: +1-214-764-4131  
RAA Representative: Chris Arras  
Leasing & Sales

BeauTech Power Systems is an engine leasing and aircraft trading company focused on the regional market. BPS owns, leases and trades all variants of the CF34 engine and associated Embraer and Bombardier aircraft and airframes. Please visit [www.beautech.aero](http://www.beautech.aero) for additional information.



## FINANCE & LEASING

(CONTINUED)

### Falko

1, Bishop Square, St Albans Road West  
Hatfield, Hertfordshire AL10 9NE, UK  
www.falko.com  
P: +44-0-1707-271777  
F: +44-0-1707 255555  
RAA Representative: Jack Hynes  
VP Portfolio Development

Falko is an aircraft operating leasing company focused on the regional aircraft sector. It is one of the longest standing and largest managers of regional aircraft globally, having acquired 140 aircraft with a total value of \$2.0 billion since its expansion into all regional aircraft types in 2013. Falko's strategy is focused on growing its portfolio of funds and aircraft under management and the continued development of products and services in support of its aircraft lease management activity.

Falko was formed in July 2011 when funds managed by Fortress Investment Group completed the purchase of BAE Systems Asset Management and its associated aircraft portfolio.

### GE Capital Aviation Services (GECAS) LLC

901 Main Avenue  
Norwalk, CT 06851  
RAA Representative: Daniel Slater

## FLIGHT PLANNING SERVICES

### AIR SUPPORT

## AIR SUPPORT

Nimbusvej 9, Billund, - DK-7190, Denmark  
<https://www.ppsflightplanning.com/>  
P: +457-533-8889  
RAA Representative: Peter Gravesen, CCO

AIR SUPPORT A/S specializes in the provision of the pc-based flight planning software PPS Flight Planning System (PPS), incl. the integrated web-based briefing service CrewBriefing, and is one of the world's leading suppliers of flight planning software solutions to private and commercial business aircraft operators, regional/charter/cargo/national airlines as well as military/utility operators.

AIR SUPPORT A/S also specializes in the provision of a variety of valuable system additions and advanced interfaced solutions to airline operators and business aviation operators, who utilize 3rd party aviation software systems.

Today, aircraft operators in more than 77 countries use PPS.

## FLIGHT TRAINING SIMULATORS

### CAE

8585 Cote-De-Liesse  
Saint Laurent, Quebec H4T 1G6 Canada

### FlightSafety International

Marine Air Terminal, LaGuardia Airport,  
New York, NY 11371  
www.flightsafety.com  
P: 718-565-4100 F: 718-565-4134  
RAA Representative: Terry Hibler  
Worldwide Director Airline Sales

FlightSafety International is the world's premier professional aviation training company and supplier of flight simulators, visual systems and displays to commercial, government and military organizations. Over 2,000 highly qualified instructors provide more than 1.4 million hours of training each year to pilots, technicians and other aviation professionals from 167 countries and independent territories. FlightSafety operates the world's largest fleet of advanced full-flight simulators at Learning Centers and training locations in the United States, Australia, Brazil, Canada, China, France, Hong Kong, India, Japan, the Netherlands, Norway, South Africa and the United Kingdom.

## GOVT/COLLEGES/ UNIVERSITIES/SCHOOLS

### Baylor Institute for Air Science

One Bear Place #97413  
Waco, Texas 76798

### Western Michigan University - College of Aviation

237 North Helmer Road,  
Battle Creek, MI 49037  
www.wmich.edu/aviation  
P: 269-964-6375  
F: 269-964-6473  
RAA Representative: Capt. Dave Powell  
Dean

The College of Aviation at Western Michigan University offers the only comprehensive aviation program at a public university in Michigan, and with just under 1,000 undergraduate students, is one of the largest aviation programs in the nation. Backed by 80 years of aviation experience and our excellent industry reputation, the college is a powerful force in the future of aviation training.

## GROUND SUPPORT EQUIPMENT/GROUND SERVICES/FUEL

### ATEQ Aviation

3216 S. Nordic Rd,  
Arlington Heights, IL 60005  
www.ateq-aviation.com  
P: 847-640-6242  
F: 847-640-8363  
RAA Representative: Patrick Brousseau  
Manager

ATEQ Aviation is a worldwide aviation test equipment manufacturer of automated pitot/static testers & adapters, bonding/loop resistance testers, battery charger/analyzers and leak detectors for aircraft manufacturing and maintenance. ATEQ instruments are known for being accurate, reliable, compact, user-friendly and cost-effective. ATEQ's automated Pitot-Static testers can be used with any type of aircraft in hangars, tarmacs, labs or workshops. By joining with Pitot-Static adapter manufacturer, Cobra Systems, ATEQ can provide complete pitot-static testing solutions.

**Bill Thomas Associates Inc.**

25072 Anza Drive,  
Valencia, CA 91355  
www.BillThomasAssociates.com  
P: 66-295-4968  
F: 661-295-0341  
RAA Representative: Bill Bishop  
Regional Sales

BTA is the primary manufacturer of ATA 300 Specification Containers for the shipment of oxygen cylinders, wheels, brakes, batteries, avionics and other rotatable components. BTA's products provide a shipping solution that meets regulatory standards and protects the contents of more than 10,000 categorized rotatable part numbers."

## MAINTENANCE & REPAIR STATIONS

**1 Vision Aviation**

2500 Keokuk Ave,  
Sioux City, Iowa 51111  
www.1vision.aero  
P: 712-574-8727  
RAA Representative: Jimmy Sponder  
CEO

1 Vision Aviation is a PART 145 FAA repair station. The airline team currently performs line maintenance, service checks, heavy checks, modifications, painting of the aircraft (interior and exterior) and components, sheet metal work, refurbishment, composite repair, and more! The team is also capable of performing AOG work. Our general aviation team also provides routine maintenance, avionics work, and airframe repairs for general aviation aircraft.

**AeroKool Aviation**

1495 SE 10th Avenue,  
Hialeah, Florida 33010  
www.aerokool.com  
P: 305-887-6912  
F: 305-885-2828  
RAA Representative: Jennifer L. Giordano  
VP Commercial Sales

AeroKool is a FAA/EASA Certified 145 Repair Station, ISO 9001-2008 / AS9100 Rev. D Certified, specializing in the Repair and Overhaul of Cooling Turbines, Air Cycle Machines, Refrigeration Packages, Valves & Heat Exchangers. Our FIRM FIXED PRICING / GUARANTEED TAT PROGRAMS are being utilized by more than 70 Airlines, the US Air Force, US Navy and US Coast Guard, as well as 28 Foreign Military Operators. For more information, contact our Sales Department at 305.887.6912 sales@aerokool.com or visit our website at www.aerokool.com.

**AirReady MRO Services, Inc.**

580 Circle Drive,  
Melbourne, AR 72556  
www.airreadymro.com  
P: 870-368-0003  
F: 870-368-3600  
RAA Representative: Kelly Buckelew  
Director of Sales and Marketing

AirReady MRO Services is a 145 Repair Station formed in May 2007 to provide flight-control repair and overhaul solutions to the commercial, regional and military aviation markets.

**AMETEK MRO**

4085 SW BLVD,  
Tulsa, OK 74107  
www.ametekmro.com  
P: 918-445-3545  
F: 918-445-5106  
RAA Representative: Nicholas Hahn  
Regional Manager

AMETEK MRO, a unit of AMETEK Aerospace & Defense, is a global provider of third-party MRO services to commercial, regional and general aviation. Its operations specialize in a wide range of repair and overhaul services and are FAA, EASA, CAAC and CAAS approved.

**Ascent Aviation Services**

24641 E Pinal Air Park Rd,  
Marana, Arizona 85653  
www.ascentmro.com  
P: 520-682-4181  
RAA Representative: Scott Butler  
Chief Commercial Officer

Ascent Aviation Services is one of the largest aircraft maintenance operations in the world providing fully integrated aviation maintenance, repair and overhaul (MRO), line maintenance, storage, reclamation, paint and interior services to owners, operators and lessors of wide body, narrow body, and regional aircraft. Ascent Aviation Services currently operates two maintenance facilities that span more than 1,250 acres and houses 5 hangars in southern Arizona. Ascent Aviation Services is a Class IV 14 CFR Part 145 certified Repair Station and maintains approvals & certifications from regulatory authorities globally, including FAA, EASA, BDA/AMO, TCCA, NCAA, and 2-REG.

**C&L Aviation Group**

40 Wyoming Ave,  
Bangor, ME 04401  
cla.aero  
P: 207-217-605  
F: 207-945-0992  
RAA Representative: Chris Kilgour  
CEO

We are a global aviation services and aftermarket-support provider for regional aircraft specializing in quality parts, service, sales, leasing, maintenance, aircraft refurbishment and aircraft re-marketing.

We make aircraft ownership more economical by providing all of our services in one location: our state-of-the-art 140,000 square-foot facility at Bangor International Airport in Maine, where for more than 20 years, aircraft have been coming for maintenance and inspections.

And to make things even more convenient for our customers, we also maintain sales offices and warehouses around the globe.



## MAINTENANCE & REPAIR STATIONS (CONTINUED)

### Dean Baldwin Painting LP

2395 Bulverde Rd, Suite 105,  
BULVERDE, TEXAS 78163  
deanbaldwinpainting.com  
P: 830-438-5340  
F: 830-438-5345  
RAA Representative: Rick Smith  
Vice President Business Development

For over 54 years Dean Baldwin Painting LP has been providing expert aircraft refinishing services to the aviation industry. Our well trained and experienced staff of over 350 professionals provide a broad range of services including, full aircraft strip and paint, flight control removal, balancing and re-install, aircraft weigh, minor maintenance and custom liveries for VIP and airline customers. The company has a total of 13 strip and paint bays across 3 locations AZ, NM, and IN. The facility features temperature-controlled bays with air filtration systems and independent waste management systems. The Goodyear, AZ location offers strip and paint services as well as heavy aircraft maintenance supporting up to B767. The Roswell, New Mexico facility (FAA repair station D5XR212Y) - is 165,000 sq. ft. hangar divided into six independent strip and paint bays. The facility in Indiana (FAA repair station 8DBR062C) is a state of the art, 159,000 sq. ft strip and paint facility with two wide body and two narrow body fully equipped, hangar bays (expandable to 6 narrow body bays). For more information, please look us up on the web at [www.deanbaldwinpainting.com](http://www.deanbaldwinpainting.com).

### JD Aero



13-475 Airport Road,  
Sault Ste. Marie, Ontario P6A 5K6, Canada  
[www.jdaeromaintenance.com](http://www.jdaeromaintenance.com)  
P: 705-779-3977  
F: 705-779-3250  
RAA Representative: Julian Chin & Don Mcnabb  
Managing Directors

JD Aero is a full-service Transport Canada Approved Maintenance Organization (AMO 48-07) with both EASA and FAA Approvals. We offer a full range of heavy maintenance services, specializing in Dash 8, CRJ and ERJ series aircraft; providing exceptional services and pride ourselves on delivering high quality, on-time, best in-service reliability to our customers. With our expansion and recent partnership with Avjet, we have become Sault Ste. Marie's premier Fixed-Base Operator (FBO), able to accommodate all of our clients' business aviation needs. When you choose JD Aero, you choose the best in the business for quality, customer service and peace of mind.

### Phoenix Air Repair, Inc.

1842 E. 3rd. St.,  
Tempe, Arizona 85281  
[www.phxair.net](http://www.phxair.net)  
P: 480-730-7905  
F: 450-730-9952  
RAA Representative: Perry Hogan, James Boring  
General Manager, Business Development

Phoenix Air Repair, Inc. is the certified repair station of choice in the Valley of the Sun for specialized aircraft components. As an FAA/EASA repair station, Phoenix Air Repair, Inc. holds limited accessory, instrument, and radio ratings. We focus on the repair of components for Bombardier, Embraer, Boeing/Douglas, and Airbus aircraft electronics, avionics, and instruments.

### TACOR

8086 FM 2449, PO Box 309  
Ponder, Texas 76259  
[www.tacor.net](http://www.tacor.net)  
P: 940-479-2000  
F: 940-479-2000  
RAA Representative: Mike Norwood  
President

TACOR is an innovative leader in the repair of aircraft parts, primarily welding. We are a forward-thinking, private company that offers quality repair services, utilizing creative ideas and engineering solutions to save even the most troublesome parts.

### Wilkerson Aircraft Tires

206 West Virginia Ave, P. O. Box 438  
Crewe, VA 23930  
[www.wilkersonaircrafttires.com](http://www.wilkersonaircrafttires.com)  
P: 434-645-9641  
F: 434-645-7759  
RAA Representative: Bill Wilkerson  
President

Wilkerson Aircraft Tires has been servicing the Regional/Commuter fleet since 1967 using innovative programs. Wilkerson offers retread service on the majority of the tires used in the Regional/Commuter fleet. The retreads along with the new tires allow us to develop a program for each operator, with no compromise with quality or reliability.

## SPECIALIZED SERVICES

### CPaT Global

24624 Interstate 45 North, Suite 270  
Spring, Texas 77386  
[www.cpat.com](http://www.cpat.com)  
P: 832-585-8601  
RAA Representative: Greg Darrow  
VP of Sales and Marketing

CPAT GLOBAL provides Aviation Learning Solutions to Airlines and Aviation Professionals worldwide through Computer Based Training Courses and Learning Management Systems. CPaT serves over 200 clients in over 70 countries.



### FirstSource Solutions

100 Highpoint Drive, Suite 102  
Chalfont, Pennsylvania 18914

### HQ Aero Management (US) Inc.

167 Airplane Ave,  
Bridgeport, WV 26330  
www.hqaero.com  
P: 304-848-0900  
F: 304-848-0904  
RAA Representative: Ronald Eagle  
President

HQ Aero provides world class aviation technicians for reasonable rates. Our cost structure is established to remain industry competitive.

In addition to recruiting highly qualified aviation contractors for your short or long term needs, HQ Aero offers recruiting and placement services for your direct placement needs as well. The only time we charge a fee for service is when you make an offer to a candidate and they start work with your company.

With every placement we make, HQ Aero offers a 3 day, no charge guarantee. We offer a similar guarantee for our direct placement aviation professionals.

### Jet Support Services, Inc. (JSSI)



180 North Stetson Ave, 29th Floor  
Chicago, IL 60601  
www.jetssupport.com  
P: 312-644-4444  
F: 312-644-4440  
RAA Representative: Kyle Sale  
Director, Business Development

JSSI is the leading independent provider of maintenance programs, covering virtually all makes and models of business aircraft, engines, and APUs. JSSI provides comprehensive, flexible and affordable financial programs and tools for managing the often unpredictable costs of operating and maintaining turbine-powered aircraft, including business and regional jets, turboprops and helicopters. JSSI serves customers globally and manages maintenance services through its worldwide infrastructure of technical advisors.

### LaserShip



1912 Woodford Rd.,  
Vienna, VA 22182  
www.lasership.com  
P: 703-761-9030  
RAA Representative: Bruce Abt  
Director, LSX

LaserShip's Global Critical Delivery division provides air and ground delivery solutions for time-critical shipments. Our AOG team develops customizable, comprehensive and cost-effective logistic solutions to help your teams replace, repair and resume operations as quickly as possible.

### Littler Mendelson, P.C.

1150 17th St. NW, Suite 900  
Washington, District of Columbia 20036

### Premier Aviation Quebec, Inc.

800, 8e rue de l'Aéroport  
Quebec G2G 2S7, Canada  
www.premieraviation.ca  
P: 418-800-1325  
F: 418-948-8616  
RAA Representative: JC Tewfik  
VP Sales, Marketing & Services

Premier Aviation Quebec Inc. is an International primary provider of regional airframe heavy maintenance with all back shops under one roof. Located at the Jean Lesage International Airport in Quebec City (YQB), Quebec, Canada, Premier Aviation Quebec Inc. is Transport Canada, FAA (Bi-lateral), ANAC, 2-REG and EASA certified. Premier Aviation Quebec Inc. provides world-class cost-effectiveness and value-added MRO services to lessors and aircraft operators worldwide. We maintain all regional types' aircraft such as but not limited to: EMB 170/190, ERJ 135/145, Dash 8 Family, ATR42/72, CL215-415 and SAAB340. Let our technician make your Heavy Maintenance a positive experience!

### PrimeFlight Aviation Services



3 Sugar Creek Center Blvd., Suite 450,  
Sugar Land, Texas 77478  
www.primeflight.com  
P: 281-942-6800  
RAA Representative: Amanda Hoffman  
Director, Marketing & Communications

PrimeFlight Aviation Services provides air carriers and airports with a wide range of aircraft, passenger and security services to ensure the safe and reliable operation of their aircraft and the comfort of their passengers. Our team is focused on quality, safety and providing a positive customer experience through all services offered. We strive to be a leading provider of aviation services and strong business partner for our customers.

### Sterling - Global Aviation Logistics

570 Herndon Parkway, Suite 300  
Herndon, VIRGINIA 20170  
www.sterlingaog.aero  
P: 800-633-6666  
F: 703-471-4557  
RAA Representative: Steve Wilson  
Senior Director of Business Development

For nearly 40 years, Sterling Global Aviation Logistics has been providing urgent aviation logistics services to the world's leading aerospace and air transportation companies. Our expertise spans the entire aviation industry, from Original Equipment Manufacturers (OEM) and Maintenance, Repair & Overhaul (MRO) to Commercial Aviation and Corporate Aviation providers. We specialize in AOG (Aircraft on Ground) situations, getting critical aircraft parts where they need to be with speed and reliability – no matter how large or small – with a range of priority services such as Next Flight Out, Next Drive Out, On-Board Courier and Air Charters as well as Global Priority Freight and Priority Ground Transportation.

## OTHER ASSOCIATED MEMBERS\*

### 3 Points Aviation

27 Sagona Ave, Unit #4  
Mount Pearl, Newfoundland and Labrador A1N  
4P8 Canada

### Accessory Aero Group, LLC.

1112 Anne Street  
Griffin, Georgia 30224

### Accommodations Plus International (API)

1200 Rte. 109  
Lindenhurst, New York 11757

### ACSS, An L-3 Company

19810 North 7th Avenue  
Phoenix, Arizona 85027

### ALPA, Air Line Pilots Association, Int'l

535 Herndon Parkway  
Herndon, Virginia 20170

### APS, LLC

595 Telsler Road  
Lake Zurich, Illinois 60047

### AV8 PMA LLC

United States

### Av-DEC

1810 Mony Street  
Fort Worth, Texas 76102

### Aviall a Boeing Company

PO Box 619048  
Dallas, Texas 75261-9048

### Aviation Covers, inc

18712 59th Dr NE  
Arlington, Washington 98223

### Avionica, LLC

9941 West Jessamine Street  
Miami, Florida 33157

### Av-Reps, Component Repair & Overhaul

6245 Danville Road  
Mississauga, Ontario L5T 2H7 Canada

### B/E Aerospace Canada Limited

25 Dunlop Avenue  
Winnipeg, Manitoba R2X 2V2 Canada

### CaseBank Technologies, Inc., A Division of ATP

6205 Airport Road  
Building A, Suite 200  
Mississauga, Ontario L4V 1E1 Canada

### China Express Airlines

Chongqing Jiangbei International Airport  
Beijing, China

### Contour Airlines

808 Blue Angel Way  
Smyrna, Tennessee 31167

### DASI, LLC

10000 NW 25th Avenue  
Miami, Florida 33172

### DECA Aviation Engineering Ltd.

7050 Telford Way, Unit 200  
Mississauga, ON, L5S 1V7 Canada

### Desser Tire & Rubber Co., Inc.

6900 Acco Street  
Montebello, California 90640

### e2bcalibration

521 5th Ave  
Chardon, Ohio 44024

### ELIX Aviation Capital Limited

12/13 Exchange Place,  
Custom House Docks,  
Dublin, Dublin 1 Ireland

**EMSI**

3050 Regent Blvd., Ste. 100  
Irving, Texas 75063

**Jeppesen**

55 Inverness Drive East  
Englewood, Colorado 80112

**Michelin Aircraft Tire**

One Parkway South  
Greenville, South Carolina 29615

**Erie Aviation, Inc.**

1607 Asbury Road  
Erie, Pennsylvania 16505

**Kamatics Corporation**

1330 Blue Hills Avenue  
Bloomfield, Connecticut 6002

**Micro-Surface Finishing Products, Inc.**

1217 W 3rd St  
Wilton, Iowa 52778

**eTT Aviation**

1013 E Winding Creek Dr., Ste 102  
Eagle, Idaho 83616

**KF Aerospace**

5655 Airport Way  
Kelowna, British Columbia V1V 1S1 Canada

**Midwest Aero Support, Inc**

1303 Turret Drive  
Machesney Park, Illinois 61115

**Future Aviation Inc. / HEICO Aerospace**

14111 Jetport Loop  
Fort Myers, Florida 33913

**Laminaar Aviation InfoTech Americas, Inc.**

5445 DTC Parkway, Suite 520  
Greenwood Village, Colorado 80111

**Nordic Aviation Capital**

5th Floor-Bedford Place,  
Henry Street  
Limerick, Ireland

**Garmin**

United States

**Lee Aerospace, Inc.**

9323 E. 34th St. N.  
Wichita, Kansas 67226

**Olmsted Instrument Company**

United States

**Herber Aircraft Service, Inc.**

1401 E. Franklin Avenue  
El Segundo, California 90245

**Lufthansa Technik AERO Alzey GmbH**

Rudolf-Diesel-Str. 10  
Alzey, 55232 Germany

**OMS**

1359 E. Sample Rd.  
Pompano Beach, Florida 33064

**Hotel Connections**

6100 Blue Lagoon Drive,  
Suite 310  
Miami, Florida 33126

**Luma Technologies**

13226 SE 30th Street (B3)  
Bellevue, Washington 98005

**Papillon Grand Canyon Helicopters**

United States

**IFS Aerospace & Defense Ltd**

175 Terrence Matthews Crescent  
Ottawa, Ontario K2M 1W8 Canada

**M & H Uniforms**

843 Stanton Rd.  
Burlingame, California 94010



## OTHER ASSOCIATED MEMBERS\* (CONTINUED)

### PPS Flight Planning

United States

### Professional Aircraft Accessories, Inc.

7035 Center Lane  
Titusville, Florida 32780

### Q1 Aviation Ltd

7537 Kimbel Street, Unit 2  
Mississauga, Ontario L5S 1A7 Canada

### Ramp Communications

5102 W Birmingham Pl  
Broken Arrow, Oklahoma 74011-1562

### RCMBT

89 Mojave Cres.  
Richmond Hill, Ontario L4S 1R7 Canada

### ReadyJet

3 Sugar Creek Center Blvd., Suite 450  
Sugar Land, Texas 77478

### Sky Mart

United States

### Skyplan Services Limited

7777 10th Street N.E., Suite 104  
Calgary, Alberta T2E-8X2 Canada

### Skyservice Business Aviation

6120 Midfield Road  
Mississauga, Ontario L5P 1B1 Canada

### Sterling Courier

570 Herndon Parkway,  
Suite 300  
Herndon, Virginia 20170

### Systecon North America

1911 Fort Myer Drive, Suite 405  
Arlington, Virginia 22209

### TBM, Inc. Filtration Systems Products, Inc.

8506 Herrington Court  
Pevely, Missouri 63070

### Total Aviation

3613 Yorkshire Drive  
Arlington, Texas 76013

### TP Aerospace

United States

### Travelliance

10225 Yellow Circle Drive  
Minnetonka, Minnesota 55343

### Travelpro Products Inc

700 Banyan Trail  
Boca Raton, Florida 33431

### Vanguard Aerospace

813 Ela Ave.  
Waterford, Wisconsin 53185

### Winstead PC

2728 N. Harwood Street, 500 Winstead  
Building  
Dallas, Texas 75201

### World Fuel Services

9800 NW 41st Street  
Miami, Florida 33178

### Worthington Aviation

2995 Lone Oak Circle, Suite 10  
Eagan, Minnesota 55121 United States



## U.S. Part 135/Part 121 Certificated Air Carriers

■ RAA Regional Airlines

<b>Q5</b>	40-Mile Air	<b>7H</b>	Corvus Airlines, Inc d/b/a Era Aviation d/b/a Ravn Alaska	<b>ZK</b>	Great Lakes Airlines
<b>AN</b>	ADVANCED AIR, LLC	<b>DL</b>	Delta Air Lines Inc.	<b>H6</b>	Hageland Aviation Service
<b>AJQ</b>	Aerodynamics Inc. d/b/a SkyValue d/b/a SkyValue Airways	<b>2JQ</b>	Delux Public Charter LLC	<b>HBQ</b>	Harris Air Services
<b>1YQ</b>	Air Charter, Inc d/b/a Air Flamenco	<b>1BQ</b>	Eastern Airlines f/k/a Dynamic Airways, LLC	<b>HA</b>	Hawaiian Airlines Inc.
<b>X4</b>	Air Excursions LLC	<b>2HQ</b>	Elite Airways LLC	<b>QX</b>	Horizon Air
<b>AAT</b>	Air Sunshine Inc.	<b>ELL</b>	Ellis Air Taxi Inc.	<b>V8</b>	Iliamna Air Taxi
<b>ZW</b>	Air Wisconsin Airlines Corp	<b>EM</b>	Empire Airlines Inc.	<b>20</b>	Island Air Service
<b>AS</b>	Alaska Airlines Inc.	<b>9E</b>	Endeavor Air Inc.	<b>2EQ</b>	J&M Alaska Air Tours, Inc. d/b/a Alaska Air Transit
<b>G4</b>	Allegiant Air	<b>MQ</b>	Envoy Air	<b>B6</b>	JetBlue Airways
<b>AA</b>	American Airlines Inc.	<b>EV</b>	ExpressJet Airlines LLC	<b>1EQ</b>	KaiserAir, Inc.
<b>8E</b>	Bering Air Inc.	<b>WST</b>	Friday Harbor Seaplanes	<b>J5</b>	Kalinin Aviation LLC d/b/a Alaska Seaplanes
<b>Z3</b>	Bidzy Ta Hot Aana, Inc. d/b/a Tanana Air Service	<b>F9</b>	Frontier Airlines Inc.	<b>KAT</b>	Katmai Air
<b>4B</b>	Boutique Air	<b>2F</b>	Frontier Flying Service	<b>KAH</b>	Kenmore Air Harbor
<b>9K</b>	Cape Air	<b>22Q</b>	Gem Air LLC	<b>38Q</b>	Key Lime Air Corporation
<b>LF</b>	CFM Inc d/b/a Contour Airlines d/b/a One Jet Shuttle	<b>G7</b>	GoJet Airlines LLC d/b/a United Express	<b>1PQ</b>	Makani Kai Air Charters
<b>1QQ</b>	City Wings Inc dba Seaflight	<b>YR</b>	Grand Canyon Airlines, Inc. d/b/a Grand Canyon Airlines d/b/a Scenic Airlines	<b>3AQ</b>	Maritime Helicopters, Inc.
<b>C5</b>	Commutair Aka Champlain Enterprises, Inc.	<b>GCH</b>	Grand Canyon Helicopters	<b>28Q</b>	Menagerie Enterprises Inc d/b/a Monarch Air
<b>CP</b>	Compass Airlines	<b>GV</b>	Grant Aviation	<b>YV</b>	Mesa Airlines Inc.
				<b>GL</b>	Miami Air International
				<b>MW</b>	Mokulele Flight Services, Inc.



<b>OMQ</b>	Multi-Aero, Inc. d/b/a Air Choice One
<b>N8</b>	National Air Cargo Group Inc d/b/a National Airlines
<b>3BQ</b>	Nealco Air Charter Services, Inc. d/b/a Watermakers Air
<b>NEW</b>	New England Airlines Inc.
<b>X9</b>	Omni Air International LLC
<b>3F</b>	Pacific Airways, Inc.
<b>K2</b>	Paklook Air, Inc d/b/a Airlift Alaska d/b/a Yute Commuter Service
<b>KS</b>	Peninsula Airways Inc.
<b>PT</b>	Piedmont Airlines
<b>OH</b>	PSA Airlines Inc.
<b>30Q</b>	Public Charters, Inc. d/b/a North Country Sky d/b/a Regional Sky d/b/a Texas Sky
<b>3DQ</b>	Rectrix Aviation, Inc.
<b>RVQ</b>	Reeve Air Alaska, LLC
<b>YX</b>	Republic Airways
<b>7S</b>	Ryan Air f/k/a Arctic Transportation
<b>I4</b>	Scott Air LLC dba Island Air Express

<b>SEB</b>	Seaborne Virgin Islands, Inc.
<b>3M</b>	Silver Airways
<b>00</b>	SkyWest Airlines Inc.
<b>2E</b>	Smokey Bay Air Inc.
<b>WN</b>	Southwest Airlines Co.
<b>SNK</b>	Spernak Airways Inc.
<b>NK</b>	Spirit Air Lines
<b>1SQ</b>	Star Marianas Air Inc.
<b>1RQ</b>	Sun Air Express LLC dba Sun Air International
<b>SY</b>	Sun Country Airlines d/b/a MN Airlines
<b>09Q</b>	Swift Air, LLC d/b/a Eastern Air Lines d/b/a Eastern
<b>5V</b>	Tatonduk Outfitters Limited d/b/a Everts Air Alaska and Everts Air Cargo
<b>04Q</b>	Tradewind Aviation
<b>2TQ</b>	Trans Northern Airways d/b/a Air Unlimited Charter Services
<b>AX</b>	Trans States Airlines
<b>2LQ</b>	Tropic Ocean Airways LLC
<b>1WQ</b>	Ultimate JetCharters LLC dba Ultimate Air Shuttle

<b>UA</b>	United Air Lines Inc.
<b>K3</b>	Venture Travel LLC d/b/a Taquan Air Service
<b>1AQ</b>	Via Airlines d/b/a Charter Air Transport
<b>VI</b>	Vieques Air Link Inc.
<b>VX</b>	Virgin America
<b>4W</b>	Warbelow
<b>WRD</b>	Ward Air
<b>8V</b>	Wright Air Service
<b>XP</b>	XTRA Airways





# U.S. Airport Codes

ABE	Allentown, Pennsylvania	AUG	Augusta, Maine	BTV	Burlington, Vermont	CRP	Corpus Christi, Texas
ABI	Abilene, Texas	AUK	Alakanuk, Alaska	BUF	Buffalo, New York	CRW	Charleston, WV, West Virginia
ABL	Ambler, Alaska	AUS	Austin, Texas	BUR	Burbank, California	CSG	Columbus, Georgia
ABQ	Albuquerque, New Mexico	AVL	Asheville, North Carolina	BVU	Beluga, AK, Alaska	CVG	Cincinnati, Ohio
ABR	Aberdeen, South Dakota	AVP	Wilkes-Barre, Pennsylvania	BWI	Baltimore, Maryland	CVN	Clovis, New Mexico
ABY	Albany, Georgia	AZA	Phoenix Mesa, Arizona	BZN	Bozeman, Montana	CWA	Wausau, Wisconsin
ACK	Nantucket, Massachusetts	AZO	Kalamazoo, Michigan	CAE	Columbia, South Carolina	CXF	Coldfoot, Alaska
ACT	Waco, Texas	BDL	Hartford, Connecticut	CAK	Akron, Ohio	CYF	Chefornak, Alaska
ACV	Arcata/Eureka, California	BET	Bethel, Alaska	CCR	Buchanan Field Airport, California	CYS	Cheyenne, Wyoming
ACY	Atlantic City, New Jersey	BFB	Blue Fox Bay, Alaska	CDB	Cold Bay, Alaska	CYT	Yakataga, Alaska
ADK	Culebra, Alaska	BFD	Bradford, Pennsylvania	CDC	Cedar City, Utah	CZF	Cape Romanzof, Alaska
ADQ	Kodiak, Alaska	BFF	Scottsbluff, Nebraska	CDR	Chadron, Nebraska	CZN	Chisana, Alaska
AET	Allakaket, Alaska	BFI	Seattle, Washington	CDV	Cordova, Alaska	DAB	Daytona Beach, Florida
AEX	Alexandria, Louisiana	BFL	Bakersfield, California	CEC	Crescent City, California	DAL	Dallas Love, Texas
AGN	Angoon, Alaska	BGM	Binghamton, New York	CEM	Central, Alaska	DAY	Dayton, Ohio
AGS	Augusta, Georgia	BGR	Bangor, Maine	CEZ	Cortez, Colorado	DBQ	Dubuque, Iowa
AIA	Alliance, Nebraska	BHB	Bar Harbor, Maine	CGA	Craig, Alaska	DCA	Washington National, Virginia
AIN	Wainwright, Alaska	BHM	Birmingham, Alabama	CGI	Cape Girardeau, Missouri	DCK	Dahl Creek, Alaska
AKB	Atka, Alaska	BID	Block Island, Rhode Island	CHA	Chattanooga, Tennessee	DDC	Dodge City, Kansas
AKI	Akiak, Alaska	BIL	Billings, Montana	CHO	Charlottesville, Virginia	DEC	Decatur, Illinois
AKK	Akhiok, Alaska	BIS	Bismarck, North Dakota	CHS	Charleston, South Carolina	DEN	Denver, Colorado
AKN	King Salmon, Alaska	BJI	Bemidji, Minnesota	CHU	Chuathbaluk, Alaska	DFW	Dallas/Fort Worth, Texas
AKP	Anaktuvuk Pass, Alaska	BKC	Buckland, Alaska	CID	Cedar Rapids, Iowa	DHN	Dothan, Alabama
ALB	Albany, New York	BKG	Branson, Missouri	CIK	Chalkyitsik, Alaska	DIK	Dickinson, North Dakota
ALO	Waterloo, Iowa	BKW	Beckley, West Virginia	CIU	Sault Ste Marie, Michigan	DLG	Dillingham, Alaska
ALS	Alamosa, Colorado	BLD	Las Vegas, Nevada	CKB	Clarksburg, West Virginia	DLH	Duluth, Minnesota
ALW	Walla Walla, Washington	BLI	Bellingham, Washington	CKD	Crooked Creek, Alaska	DOF	Dora Bay, Alaska
ALZ	Alitak, Alaska	BLV	Belleville, Illinois	CKX	Chicken, Alaska	DRG	Deering, Alaska
AMA	Amarillo, Texas	BMI	Bloomington, Illinois	CLD	San Diego - Carlsbad, California	DRO	Durango, Colorado
ANC	Anchorage, Alaska	BNA	Nashville, Tennessee	CLE	Cleveland, Ohio	DRT	Del Rio, Texas
ANI	Aniak, Alaska	BOI	Boise, Idaho	CLL	College Station, Texas	DSI	Destin, Florida
ANV	Anvik, Alaska	BOS	Boston, Massachusetts	CLP	Clarks Point, Alaska	DSM	Des Moines, Iowa
AOO	Altoona, Pennsylvania	BPT	Beaumont, Texas	CLT	Charlotte, North Carolina	DTW	Detroit, Michigan
APN	Alpena, Michigan	BQK	Brunswick, Georgia	CMH	Columbus, Ohio	DUJ	Dubois, Pennsylvania
AQY	Girdwood, Alaska	BQN	Aguadilla, Puerto Rico	CMI	Champaign, Illinois	DUT	Dutch Harbor, Alaska
ARC	Arctic Village, Alaska	BRD	Brainerd, Minnesota	CMX	Hancock, Michigan	DVL	Devils Lake, North Dakota
ART	Watertown, New York	BRL	Burlington, IA, Iowa	CNM	Carlsbad, New Mexico	EAA	Eagle, Alaska
ASE	Aspen, Colorado	BRO	Brownsville, Texas	CNY	Moab, Utah	EAR	Kearney, Nebraska
ATK	Atkasuk, Alaska	BRW	Barrow, Alaska	COD	Cody, Wyoming	EAT	Wenatchee, Washington
ATL	Atlanta, Georgia	BTI	Barter Island, Alaska	COS	Colorado Springs, Colorado	EAU	Eau Claire, Wisconsin
ATT	Atmoutluak, Alaska	BTM	Butte, Montana	COU	Columbia, Missouri	ECP	Panama City, Florida
ATW	Appleton, Wisconsin	BTR	Baton Rouge, Louisiana	CPR	Casper, Wyoming	EDA	Edna Bay, Alaska
ATY	Watertown, South Dakota	BTT	Bettles, Alaska	CPX	Culebra, Puerto Rico	EEK	Eek, Alaska

## U.S. Airport Codes (cont'd)

EGE	Vail, Colorado	GCK	Garden City, Kansas	HRO	Harrison, Arkansas	JMS	Jamestown, North Dakota
EGX	Egegik, Alaska	GCN	Grand Canyon, Arizona	HSL	Huslia, Alaska	JNU	Juneau, Alaska
EHM	Cape Newenham, Alaska	GDV	Glendive, Montana	HSV	Huntsville, Alabama	JST	Johnstown, Pennsylvania
EKO	Elko, Nevada	GEG	Spokane, Washington	HTS	Huntington, West Virginia	KAE	Kake, Alaska
ELD	El Dorado, Arkansas	GFK	Grand Forks, North Dakota	HUS	Hughes, Alaska	KAL	Kaltag, Alaska
ELI	Elim, Alaska	GGG	Longview, Texas	HVN	New Haven, Connecticut	KBC	Birch Creek, Alaska
ELM	Elmira/Corning, New York	GGW	Glasgow, Montana	HVR	Havre, Montana	KCC	Coffman Cove, Alaska
ELP	El Paso, Texas	GJT	Grand Junction, Colorado	HYA	Hyannis, Massachusetts	KCG	Chignik, Alaska
ELV	Elfin Cove, Alaska	GKN	Gulkana, Alaska	HYG	Hydaburg, Alaska	KCL	Chignik, Alaska
EMK	Emmonak, Alaska	GLH	Greenville, Mississippi	HYL	Hollis, Alaska	KCQ	Chignik, Alaska
ENA	Kenai, Alaska	GLV	Golovin, Alaska	HYS	Hays, Kansas	KEB	Nanwalek, Alaska
ERI	Erie, Pennsylvania	GNU	Goodnews Bay, Alaska	IAD	Washington Dulles, Virginia	KEH	Kenmore Air Harbor, Washington
ESC	Escanaba, Michigan	GNV	Gainesville, Florida	IAG	Niagara Falls, New York	KEK	Ekwok, Alaska
ESD	Eastsound, Washington	GPT	Gulfport/Biloxi, Mississippi	IAH	Houston Bush, Texas	KFP	False Pass, Alaska
EUG	Eugene, Oregon	GRB	Green Bay, Wisconsin	IAN	Kiana, Alaska	KGK	Koliganek, Alaska
EVV	Evansville, Indiana	GRI	Grand Island, Nebraska	ICT	Wichita, Kansas	KGX	Grayling, Alaska
EWB	New Bedford, Massachusetts	GRK	Killeen, Texas	IDA	Idaho Falls, Idaho	KKA	Koyuk, Alaska
EWN	New Bern, North Carolina	GRR	Grand Rapids, Michigan	IFP	Bullhead City, Arizona	KKB	Kitoi Bay, Alaska
EWR	New York Newark, New Jersey	GSO	Greensboro, North Carolina	IGG	Igiugig, Alaska	KKH	Kongiganak, Alaska
EXI	Excursion Inlet, Alaska	GSP	Greenville, South Carolina	IGM	Kingman, Arizona	KKI	Akiachak, Alaska
EYW	Key West, Florida	GST	Gustavus, Alaska	IKO	Nikolski, Alaska	KLG	Kalskag, Alaska
FAI	Fairbanks, Alaska	GTF	Great Falls, Montana	ILI	Iliamna, Alaska	KLL	Levelock, Alaska
FAR	Fargo, North Dakota	GTR	Columbus, Mississippi	ILM	Wilmington, North Carolina	KLN	Larsen Bay, Alaska
FAT	Fresno, California	GUC	Gunnison, Colorado	IMT	Iron Mountain, Michigan	KLW	Klawock, Alaska
FAY	Fayetteville, North Carolina	HCR	Holy Cross, Alaska	IND	Indianapolis, Indiana	KMO	Manokotak, Alaska
FBS	Friday Harbor SPB, Washington	HDN	Hayden, Colorado	INL	International Falls, Minnesota	KMY	Moser Bay, Alaska
FCA	Kalispell, Montana	HGR	Hagerstown, Maryland	IPL	Imperial, California	KNK	Kakhonak, Alaska
FKL	Franklin, Pennsylvania	HHH	Hilton Head Island, South Carolina	IPT	Williamsport, Pennsylvania	KNW	New Stuyahok, Alaska
FLG	Flagstaff, Arizona	HHR	Jack Northrop Field, California	IRC	Circle, Alaska	KOA	Kona, Hawaii
FLL	Fort Lauderdale, Florida	HIB	Hibbing/Chisholm, Minnesota	IRK	Kirksville, Missouri	KOT	Kotlik, Alaska
FLO	Florence, South Carolina	HKB	Healy Lake, Alaska	ISN	Williston, North Dakota	KOY	Olga Bay, Alaska
FNR	Funter Bay, Alaska	HLN	Helena, Montana	ISP	Long Island Islip, New York	KOZ	Ouzinkie, Alaska
FNT	Flint, Michigan	HNH	Hoonah, Alaska	ITH	Ithaca, New York	KPB	Point Baker, Alaska
FOD	Fort Dodge, Iowa	HNL	Honolulu, Hawaii	ITO	Hilo, Hawaii	KPN	Kipnuk, Alaska
FRD	Friday Harbor, Washington	HNM	Hana, Hawaii	IWD	Ironwood, Michigan	KPR	Port Williams, Alaska
FSD	Sioux Falls, South Dakota	HNS	Haines, Alaska	JAC	Jackson, WY, Wyoming	KPV	Perryville, Alaska
FSM	Fort Smith, Arkansas	HOB	Hobbs, New Mexico	JAN	Jackson, Mississippi	KPY	Port Bailey, Alaska
FWA	Fort Wayne, Indiana	HOM	Homer, Alaska	JAX	Jacksonville, Florida	KQA	Akutan, Alaska
FXE	Fort Lauderdale, Florida	HOT	Hot Springs, Arkansas	JBR	Jonesboro, Arkansas	KSM	St Marys, Alaska
FYU	Fort Yukon, Alaska	HOU	Houston Hobby, Texas	JFK	New York Kennedy, New York	KTB	Thorne Bay, Alaska
GAL	Galena, Alaska	HPB	Hooper Bay, Alaska	JHM	Kapalua, Hawaii	KTN	Ketchikan, Alaska
GAM	Gambell, Alaska	HPN	Westchester County, New York	JHW	Jamestown, New York	KTS	Teller Mission, Alaska
GCC	Gillette, Wyoming	HRL	Harlingen, Texas	JLN	Joplin, Missouri	KUK	Kasigluk, Alaska



KVC	King Cove, Alaska	MCE	Merced, California	MVL	Morristown, Vermont	PEC	Pelican, Alaska
KVL	Kivalina, Alaska	MCG	Mcgrath, Alaska	MVY	Martha's Vineyard, Massachusetts	PGA	Page, Arizona
KWF	Waterfall, Alaska	MCI	Kansas City, Missouri	MWA	Marion, Illinois	PGD	Punta Gorda, Florida
KWK	Kwigillingok, Alaska	MCK	Mccook, Nebraska	MXY	MaCarthy, Alaska	PGM	Port Graham, Alaska
KWN	Quinhagak, Alaska	MCN	Macon, Georgia	MYK	May Creek, Alaska	PGV	Greenville, North Carolina
KWP	West Point, Alaska	MCO	Orlando, Florida	MYR	Myrtle Beach, South Carolina	PHF	Newport News, Virginia
KWT	Kwethluk, Alaska	MCW	Mason City, Iowa	MYU	Mekoryuk, Alaska	PHL	Philadelphia, Pennsylvania
KXA	Kasaan, Alaska	MDT	Harrisburg, Pennsylvania	NIB	Nikolai, Alaska	PHO	Point Hope, Alaska
KYK	Karluk, Alaska	MDW	Chicago Midway, Illinois	NKI	Naukiti, Alaska	PHX	Phoenix, Arizona
KYU	Koyukuk, Alaska	MEI	Meridian, Mississippi	NLG	Nelson Lagoon, Alaska	PIA	Peoria, Illinois
KZB	Zachar Bay, Alaska	MEM	Memphis, Tennessee	NME	Nightmute, Alaska	PIB	Laurel, Mississippi
LAN	Lansing, Michigan	MFE	McAllen, Texas	NNL	Nondalton, Alaska	PIE	St. Petersburg - Tampa, Florida
LAR	Laramie, Wyoming	MFR	Medford, Oregon	NUI	Nuiqsut, Alaska	PIH	Pocatello, Idaho
LAS	Las Vegas, Nevada	MGM	Montgomery, Alabama	NUL	Nulato, Alaska	PIP	Pilot Point, Alaska
LAW	Lawton, Oklahoma	MGW	Morgantown, West Virginia	NUP	Nunapitchuk, Alaska	PIR	Pierre, South Dakota
LAX	Los Angeles, California	MHK	Manhattan, Kansas	OAJ	Jacksonville, North Carolina	PIT	Pittsburgh, Pennsylvania
LBB	Lubbock, Texas	MHT	Manchester, New Hampshire	OAK	Oakland, California	PIZ	Point Lay, Alaska
LBE	Latrobe, Pennsylvania	MIA	Miami, Florida	OBU	Kobuk, Alaska	PKA	Napaskiak, Alaska
LBF	North Platte, Nebraska	MKE	Milwaukee, Wisconsin	OGD	Ogden, Utah	PKB	Parkersburg/Marietta, West Virginia
LBL	Liberal, Kansas	MKG	Muskegon, Michigan	OGG	Kahului, Hawaii	PLN	Pellston, Michigan
LCH	Lake Charles, Louisiana	MKK	Hoolehua, Hawaii	OGS	Ogdensburg, New York	PML	Port Moller, Alaska
LCK	Columbus Rickenbacker, Ohio	MKL	Jackson, Tennessee	OKC	Oklahoma City, Oklahoma	PNS	Pensacola, Florida
LEB	Lebanon, New Hampshire	MLB	Melbourne, Florida	OLF	Wolf Point, Montana	PPV	Port Protection, Alaska
LEX	Lexington, Kentucky	MLI	Moline, Illinois	OLH	Old Harbor, Alaska	PQI	Presque Isle, Maine
LFT	Lafayette, Louisiana	MLL	Marshall, Alaska	OMA	Omaha, Nebraska	PQS	Pilot Station, Alaska
LGA	New York LaGuardia, New York	MLU	Monroe, Louisiana	OME	Nome, Alaska	PRC	Prescott, Arizona
LGB	Long Beach, California	MLY	Manley Hot Springs, Alaska	ONT	Ontario, California	PSC	Pasco, Washington
LIH	Kauai Island, Hawaii	MMH	Mammoth Lakes, California	OOK	Toksook Bay, Alaska	PSE	Ponce, Puerto Rico
LIJ	Long Island, Alaska	MNT	Minto, Alaska	ORD	Chicago O'Hare, Illinois	PSG	Petersburg, Alaska
LIT	Little Rock, Arkansas	MOB	Mobile, Alabama	ORF	Norfolk, Virginia	PSM	Portsmouth, New Hampshire
LKE	Seattle, Washington	MOT	Minot, North Dakota	ORH	Worcester, Massachusetts	PSP	Palm Springs, California
LNK	Lincoln, Nebraska	MOU	Mountain Village, Alaska	ORI	Port Lions, Alaska	PTA	Port Alsworth, Alaska
LNS	Lancaster, Pennsylvania	MQT	Marquette, Michigan	ORV	Noorvik, Alaska	PTD	Port Alexander, Alaska
LNJ	Lanai City, Hawaii	MRI	Merrill, Alaska	OTH	North Bend, Oregon	PTH	Port Heiden, Alaska
LRD	Laredo, Texas	MRY	Monterey, California	OTZ	Kotzebue, Alaska	PTU	Platinum, Alaska
LSE	La Crosse, Wisconsin	MSL	Muscle Shoals, Alabama	OWB	Owensboro, Kentucky	PUB	Pueblo, Colorado
LUP	Kalaupapa, Hawaii	MSN	Madison, Wisconsin	PAH	Paducah, Kentucky	PUJ	Pullman, Washington
LUR	Cape Lisburne, Alaska	MSO	Missoula, Montana	PAQ	Palmer, Alaska	PVC	Provincetown, Massachusetts
LWB	Lewisburg, West Virginia	MSP	Minneapolis/St. Paul, Minnesota	PBG	Plattsburgh, New York	PVD	Providence, Rhode Island
LWS	Lewiston, Idaho	MSS	Massena, New York	PBI	West Palm Beach, Florida	PVU	Provo, Utah
LYH	Lynchburg, Virginia	MSY	New Orleans, Louisiana	PBK	Pack Creek, Alaska	PWM	Portland, Maine
MAF	Midland/Odessa, Texas	MTJ	Montrose, Colorado	PDB	Pedro Bay, Alaska	RAP	Rapid City, South Dakota
MAZ	Mayaguez, PR, Puerto Rico	MTM	Metlakatla, Alaska	PDT	Pendleton, Oregon	RBH	Brooks Lodge, Alaska
MBS	Saginaw, Michigan	MUE	Kamuela, Hawaii	PDX	Portland, Oregon	RBY	Ruby, Alaska

## U.S. Airport Codes (cont'd)

RDB	Red Dog, Alaska	SHG	Shungnak, Alaska	TCT	Takotna, Alaska	WFB	Ketchikan, Alaska
RDD	Redding, California	SHH	Shishmaref, Alaska	TEK	Tatitlek, Alaska	WHD	Hyder, Alaska
RDM	Redmond, Oregon	SHR	Sheridan, Wyoming	TEX	Telluride, Colorado	WLK	Selawik, Alaska
RDU	Raleigh/Durham, North Carolina	SHV	Shreveport, Louisiana	TKE	Tenakee, Alaska	WMK	Meyers Chuck, Alaska
RDV	Red Devil, Alaska	SHX	Shageluk, Alaska	TKJ	Tok, Alaska	WMO	White Mountain, Alaska
RFD	Chicago/Rockford, Illinois	SIG	San Juan, PR, Puerto Rico	TLA	Teller, Alaska	WNA	Napakiaik, Alaska
RHI	Rhineland, Wisconsin	SIT	Sitka, Alaska	TLH	Tallahassee, Florida	WRG	Wrangell, Alaska
RIC	Richmond, Virginia	SJC	San Jose, California	TLJ	Tatalina, Alaska	WSN	South Naknek, Alaska
RIW	Riverton, Wyoming	SJT	San Angelo, Texas	TLT	Tuluksak, Alaska	WST	Westerly, Rhode Island
RKD	Rockland, Maine	SJU	San Juan, PR, Puerto Rico	TNC	Tin City, Alaska	WTK	Noatak, Alaska
RKS	Rock Springs, Wyoming	SKK	Shaktoolik, Alaska	TNK	Tununak, Alaska	WTL	Tuntutuliak, Alaska
RLU	Bornite Upper, Alaska	SKW	Skwentna, Alaska	TOG	Togiak, Alaska	WWP	Whale Pass, Alaska
RMP	Rampart, Alaska	SLC	Salt Lake City, Utah	TOL	Toledo, Ohio	WWT	Newtok, Alaska
RNO	Reno, Nevada	SLK	Saranac Lake, New York	TPA	Tampa, Florida	WYS	West Yellowstone, Montana
RNT	Renton, Washington	SLN	Salina, Kansas	TRI	Tri-Cities, Tennessee	XNA	Fayetteville, AR, Arkansas
ROA	Roanoke, Virginia	SLQ	Sleetmute, Alaska	TTN	Trenton, New Jersey	YAK	Yakutat, Alaska
ROC	Rochester, New York	SMF	Sacramento, California	TUL	Tulsa, Oklahoma	YKM	Yakima, Washington
ROW	Roswell, New Mexico	SMK	St Michael, Alaska	TUP	Tupelo, Mississippi	YNG	Youngstown, Ohio
RSH	Russian Mission, Alaska	SMX	Santa Maria, California	TUS	Tucson, Arizona	YUM	Yuma, Arizona
RST	Rochester, Minnesota	SNA	Orange County, California	TVC	Traverse City, Michigan	ZNC	Nyac, Alaska
RSW	Fort Myers, Florida	SNP	St Paul Island, Alaska	TVF	Thief River Falls, Minnesota		
RUT	Rutland, Vermont	SOV	Seldovia, Alaska	TWA	Twin Hills, Alaska		
SAF	Santa Fe, New Mexico	SOW	Show Low, Arizona	TWF	Twin Falls, Idaho		
SAN	San Diego, California	SPI	Springfield, Illinois	TXK	Texarkana, Arkansas		
SAT	San Antonio, Texas	SPS	Wichita Falls, Texas	TYR	Tyler, Texas		
SAV	Savannah, Georgia	SRQ	Sarasota, Florida	TYS	Knoxville, Tennessee		
SBA	Santa Barbara, California	SRV	Stony River, Alaska	UGI	Uganik, Alaska		
SBN	South Bend, Indiana	STC	St Cloud, Minnesota	UGS	Ugashik, Alaska		
SBP	San Luis Obispo, California	STG	St George Island, Alaska	UIN	Quincy, Illinois		
SBY	Salisbury, Maryland	STL	St. Louis, Missouri	UNK	Unalakleet, Alaska		
SCC	Prudhoe Bay/Deadhorse, Alaska	STS	Santa Rosa, California	USA	Concord, North Carolina		
SCE	State College, Pennsylvania	SUN	Sun Valley, Idaho	UST	Northeast Florida Regional, Florida		
SCK	Sacramento, California	SUX	Sioux City, Iowa	VAK	Chevak, Alaska		
SCM	Scammon Bay, Alaska	SVA	Savoonga, Alaska	VCT	Victoria, Texas		
SDF	Louisville, Kentucky	SVC	Silver City, New Mexico	VDZ	Valdez, Alaska		
SDP	Sand Point, Alaska	SVS	Stevens Village, Alaska	VEE	Venetie, Alaska		
SDY	Sidney, Montana	SWF	Newburgh, New York	VEL	Vernal, Utah		
SEA	Seattle, Washington	SWO	Stillwater, Oklahoma	VLD	Valdosta, Georgia		
SFB	Orlando Sanford, Florida	SXP	Sheldon Point, Alaska	VPS	Fort Walton Beach, Florida		
SFO	San Francisco, California	SYA	Shemya AFB, Alaska	VQS	Vieques, PR, Puerto Rico		
SGF	Springfield, Missouri	SYB	Seal Bay, Alaska	VRB	Vero Beach, Florida		
SGU	St George, Utah	SYR	Syracuse, New York	WAA	Wales, Alaska		
SGY	Skagway, Alaska	TAL	Tanana, Alaska	WBB	Stebbins, Alaska		
SHD	Staunton, Virginia	TBN	Fort Leonard Wood, Missouri	WBQ	Beaver, Alaska		



# Higher utilization. Proven reliability.

GE's CF34® engine. Continually investing — then, now and into the future.

More than a quarter century ago, GE Aviation's CF34 engine helped launch the regional jet engine revolution. And we remain committed to evolving and investing in our CF34 engine portfolio, today — and well into the future.

Discover more at [geaviation.com/CF34](http://geaviation.com/CF34).







**RAA**

REGIONAL AIRLINE ASSOCIATION  
**ANNUAL REPORT 2019**

Print copies of the 2019 RAA Annual Report are available for \$35 each. Special bulk rates for orders of five or more reports are available upon request. Please email [membership@raa.org](mailto:membership@raa.org) to order.