

ACC

20



20

FOOTBALL



#ACCFootball | THEACC.COM



ACC STAFF DIRECTORY

620 South Tryon Street, Suite 1200
Charlotte, NC 28202
704-936-0503

Commissioner
Jim Phillips, Ph.D

Executive Assistant to the Commissioner
Morgan Dorset

General Counsel
Pearlynn Houck

Deputy Commissioners
Brad Hostetter, Chief of Internal Affairs
Ben Tario, Chief Financial Officer, Business & Legal Affairs
Amy Yakola, Chief of External Affairs

Senior Associate Commissioners
Paul Brazeau, Men's Basketball
Jackie Carson, Women's Basketball
Kevin Davis, Communications
Tim Lynde, Revenue, Strategy and Innovation
Jessica Rippey, Championships and SWA
Michael Strickland, Football

Associate Commissioners
Ellie Amaguaña, Human Resources & Staff Experience
Kelvin Anthony, Business & Finance
Matt Burgemeister, Compliance & Governance
Carl Hairston, Marketing & Content Strategy
Shelby McKay, Student-Athlete & Institutional Programs/DEI
Martha Schwab, Creative Strategy

Assistant Commissioners
Andy Fledderjohann, Communications
Brad Hecker, Women's Basketball
Brandon Neff, Championships

Supervisors of Officials
Bryan Kersey, Men's Basketball
Alberto Riveron, Football
Debbie Williamson, Women's Basketball

Directors
Brittany Holder, Legal & Business Affairs
Brandon McGinnis, Communications
Donald Moore, Football
Milton Roy, Compliance
Adam Phillips, Information Technology
Ellen Stuart, Content Strategy
Kara Tyree, Men's Basketball Operations
Matt VanSandt, Championships
Steve Vollinger, Advanced Media

Assistant Directors
Claudia Close, Communications
Sofia Fuentes Harper, Business Operations
T.C. Gammons, Men's Basketball
Gwen Hernandez, External Strategy
Amanda Lewis, Marketing and Fan & Event Experience
Cameron Marshall, Officiating Administration
Jas Palmer, Championships & Football
Ashley Popovich, Creative Design
Jared Romance, Championships

Video Director
Allen Franklin, Football & Basketball

Coordinators
Tracey Haith, Student-Athlete Programs, Compliance & Governance, Human Resources
Emily Watkins, Office Manager

Interns
Kendyl Brooks, Men's & Women's Basketball
Abby Hansen, Office of the Commissioner
Taylor Hawthorne, Digital & Social Media

TABLE OF CONTENTS

ACC Staff..... 1
ACC School Directory Information 2
ACC Media Services 3
Jim Phillips, ACC Commissioner..... 4
The Atlantic Coast Conference5-7
2023 Composite ACC Football Schedule 8
2023 Team-by-Team Schedule 9
2023 ACC Bowl Partners..... 10
2023 ACC Notes & Tiebreaker Procedures.....11-12
This is the ACC.....13-14
2022 Standings & Review.....15-16
2022 All-ACC Teams 17
2022 ACC Award Winners.....18-20
2022 All-ACC Academic Team.....21
2022 ACC Players of the Week.....22
2022 ACC in Top 25 Polls 23
2022 Results/Schedules24-25
2022 ACC Team Statistics.....26-38
2022 ACC Individual Statistics39-42
Boston College.....43-44
Clemson.....45-46
Duke.....47-48
Florida State.....49-50
Georgia Tech.....51-52
Louisville.....53-54
Miami.....55-56
North Carolina.....57-58
NC State.....59-60
Pitt61-62
Syracuse63-64
Virginia.....65-66
Virginia Tech.....67-68
Wake Forest69-70
School Year by Year Stats.....71-84
All-Time ACC Champions 85
All-Time ACC Honors & Awards..... 86
All-Time ACC W-L Records..... 87
ACC Coaching Records & History88-89
ACC Year by Year Summaries90-126
ACC Series Records127-143
ACC Championship Game144-149
ACC Championship Game Records.....150-151
ACC Overtime Games..... 152
ACC Bowl Records by Year 153-157
All-American Honor Roll158-162
Jacobs, Piccolo, Tatum Awards 163
ACC Anniversary Teams 164
ACC in the College Football Hall of Fame.....165
National Academic Awards..... 166
ACC Football Legends 167
Career Leaders.....168-179
Annual Individual Leaders..... 180-186
Top Individual Seasons.....187-192
Top Individual Games193-194
Individual & Team Records.....195-203
Annual Team Leaders..... 204-209
Versus AP-Ranked Teams.....210-219
ACC and NFL.....220-231



BOSTON COLLEGE

Web: bceagles.com
Shipping & Mailing: 238 Conte Forum, 140 Commonwealth Ave., Chestnut Hill, MA 02467
Office Phone: 617-552-3004
Primary Football Contact: Brendan Flynn, flynnhu@bc.edu, 203-415-5381
Secondary Football Contact: Ethan Roy, royet@bc.edu, 617-552-2004
Twitter: @BCFootball; @BCEagles
Weekly Press Conference: Tuesday at noon



CLEMSON

Web: ClemsonTigers.com
Mailing: PO Box 31, Clemson, SC 29633
Shipping: 100 Perimeter Road/Jervey Athletic Center, Clemson, SC 29634
Office Phone: 864-656-2114
Assistant AD/Football Communications: Ross Taylor, rt5@clemson.edu, 972-741-7778
Sr. Assoc. Director of Communications: Brian Hennessy, bhennes@clemson.edu, 864-986-9046
Twitter: @ClemsonTigers; @ClemsonFB
Weekly Press Conference: Tuesday at 11 a.m.



DUKE

Web: GoDuke.com
Mailing: Box 90557, Durham, NC 27708-0557
Shipping: Scott Family Athletics Performance Center, Room 364, 110 Whitford Drive, Durham, NC 27708
Office Phone: 919-684-8708
Director of Communications/Football Contact: Kat Castner, kat.castner@duke.edu, 984-245-5940
Secondary FB Contact: TBD
Twitter: @DukeFootball; @DukeAthletics
Weekly Press Conference: Monday at 1:30 p.m.



FLORIDA STATE

Web: Seminoles.com
Mailing: PO Box 2195, Tallahassee, FL 32316
Shipping: 403 Stadium Drive West, D0107, Tallahassee, FL 32306
Office Phone: 850-645-7683
Sr. Assoc. Communications Director: Derek Satterfield, dsatterfield@fsu.edu, 850-228-7204
Secondary Football Contact: Steven McCartney, smccartney@fsu.edu, 850-322-6711
Twitter: @FSUFootball, @Seminoles
Weekly Press Conference: Monday at 11:30 a.m.



GEORGIA TECH

Web: RamblinWreck.com
Mailing & Shipping: 150 Bobby Dodd Way NW, Atlanta, GA 30332
Office Phone: 404-894-5445
Assistant AD for Communications/PR: Mike Flynn, mflynn@athletics.gatech.edu, 828-964-6406
Secondary Football Contact: Andrew Clausen, aclausen@athletics.gatech.edu, 678-764-0867
Twitter: @GeorgiaTechFB, @GTAthletics
Weekly Press Conference: Tuesday morning



LOUISVILLE

Web: GoCards.com
Mailing & Shipping: 2100 S. Floyd Street, Louisville, KY 40208
Office Phone: 502-852-6581
Sr. Associate AD/SID: Zach Greenwell, zachg@GoCards.com, 270-668-4716
Assistant SID/Football Contact: Rocco Gasparro, rocco@gocards.com, 502-262-2258
Twitter: @UofLFootball; @GoCards
Weekly Press Conference: Tuesday at noon



MIAMI

Web: MiamiHurricanes.com
Mailing & Shipping: 5821 San Amaro Drive, Coral Gables, FL 33146
Office Phone: 305-284-3244
Associate AD/Communications: Camron Ghorbi, c.ghorbi@miami.edu, 786-877-7329
Secondary Football Contact: Alex Schwartz, alexschwartz@miami.edu, (609) 802-3674
Twitter: @CanesFootball; @MiamiHurricanes
Weekly Press Conference: Monday at 1 p.m.



NORTH CAROLINA

Web: GoHeels.com
Mailing: PO Box 2126, Chapel Hill, NC 27514
Shipping: Kenan Football Center, 1 Stone Center Dr., Chapel Hill, NC 27514
Office Phone: 919-966-2575
Associate Director/Football Contact: Jeremy Sharpe, jsharpe7@unc.edu, 520-275-9895
Assistant Director/Secondary Contact: Tyler Timm, ttimm@unc.edu, 269-689-0616
Twitter: @TarHeelFootball; @GoHeels
Weekly Press Conference: Monday at 11 a.m.



NC STATE

Web: GoPack.com
Mailing: Campus Box 8504, Raleigh, NC 27607
Shipping: Murphy Football Center, 4600 Trinity Road, Raleigh, NC 27607
Office Phone: 919-515-1181
Assistant AD/Football Contact: Annabelle Myers, amyers@ncsu.edu, 919-819-8302
Secondary Football Contact: Brandon Mostyn, bamostyn@ncsu.edu
Twitter: @PackFootball
Weekly Press Conference: Monday at noon



PITT

Web: PittsburghPanthers.com
Mailing: PO Box 7436, Pittsburgh, PA 15213-0436
Shipping: Petersen Events Center, 3719 Terrace Street, Pittsburgh, Pa. 15261
Office Phone: 412-648-8420
Exec. Assoc. AD/Media Relations: E.J. Borghetti, eborghetti@athletics.pitt.edu, 412-491-5110
Secondary Football Contact: R.J. Sepich, rsepich@athletics.pitt.edu, 412-452-1992
Twitter: @Pitt_FB; @Pitt_ATHLETICS
Weekly Press Conference: Monday at noon



SYRACUSE

Web: Cuse.com
Mailing & Shipping: Manley Fieldhouse, 1301 East Colvin Street, Syracuse, NY 13244
Office Phone: 315-443-2608
Exec. Sr. Associate AD/Communications: Sue Edson, sedson@syr.edu (credentials)
Football Contact: Tyler Cady, tpcady@syr.edu, 315-941-6569
Twitter: @CuseFootball, @Cuse
Weekly Press Conference: Monday at 11:30 a.m.



VIRGINIA

Web: VirginiaSports.com
Mailing: PO Box 400853, Charlottesville, VA 22904-4853
Shipping: 295 Massie Road, Charlottesville, VA 22903
Office Phone: 434-982-5500
Assistant AD: Jim Daves, jimdaves@virginia.edu, 434-962-7668
Assistant Director: Scott Fitzgerald, sj5c@virginia.edu, 908-246-6818
Twitter: @UVAFootball; @VirginiaSports
Weekly Press Conference: TBD



VIRGINIA TECH

Web: HokieSports.com
Mailing & Shipping: 401 Cassell Coliseum - 675 Washington Street SW Blacksburg, VA 24061
Office Phone: 540-213-9965
Assistant AD/Football Contact: Travis Wells, twwells@vt.edu, 540-231-9965
Associate Director: Mike Skovan, mskovan@vt.edu, 845-204-1777
Twitter: @HokiesFB
Weekly Press Conference: Monday at 11:45 a.m.



WAKE FOREST

Web: GoDeacs.com
Mailing & Shipping: Wake Forest University, 1834 Wake Forest Rd., Winston-Salem, NC 27109
Office Phone: 336-758-5640
Associate AD/Athletic Communications: Will Pantanges, pantagw@wfu.edu, 352-275-3398
Secondary FB Contact: Andrew Kovar, kovara@wfu.edu, 224-456-3152
Twitter: @WakeFB; @DemonDeacons
Weekly Press Conference: Tuesday at 4 p.m.



ACC COMMUNICATIONS STAFF

620 South Tryon Street, Suite 1200 • Charlotte, NC 28202

Kevin Davis Sr. Associate Commissioner/Communications
kdavis@theacc.org..... 704-974-9095 (cell)

Andy Fledderjohann Assistant Commissioner
afledder@theacc.org 434-906-0075 (cell)

Brandon McGinnis Director
bmcginnis@theacc.org 803-370-6996 (cell)

Claudia Close Assistant Director
cclose@theacc.org..... 702-202-7979 (cell)

THEACC.COM


The Atlantic Coast Conference's official website – theACC.com – is the source for complete conference football information. The media section of the website (theACC.com/media) offers additional information for use by members of the media, including access to the ACC Box folder, which contains conference and school logos and images from ACC events and championships.

ACC MEDIA PORTAL

Press Conferences and ACC Events: The Conference will continue to provide video from a variety of press conferences and select ACC Championship footage throughout the athletic year. Game highlights from regular season football and basketball games will no longer be provided. Previous accounts to the ACC Media Portal will no longer be active. If you are interested in access to the new ACC Media Portal, please contact Slim Vollinger, svollinger@theacc.org to gain access and for additional information. The use of ACC Championship highlights provided through the ACC Media Portal remain subject to all restrictions as outlined in the ACC News Access Guidelines. Thanks for your continued support of the Atlantic Coast Conference.

COLLEGEPRESSBOX.COM

Collegepressbox.com is the official media website for Division I football. Access and download game notes, quotes, statistics, media guides, headshots, logos and more for all FBS schools, conferences, postseason games, awards and the College Football Playoff. For access, please register for an account at collegepressbox.com/register.



The 2023 Subway Atlantic Coast Conference Football Championship Game will be held Saturday, Dec. 2, at Bank of America Stadium in Charlotte, North Carolina.

2023 ACC CHAMPIONSHIP GAME WEEK SCHEDULE

Friday, Dec. 1
ACC Football Championship Game Press Conference

Saturday, Dec. 2
202 ACC Football Championship Game

ACC FOOTBALL CHAMPIONSHIP HEADQUARTERS - THE WESTIN CHARLOTTE

The Marriott City Center will serve as the headquarters for the ACC Football Championship Game. The Marriott is located at 100 W Trade St, Charlotte, NC 28202, (704) 333-9000.



IMPORTANT DATES FOR COVERING ACC FOOTBALL

Tuesday, Sept. 5
• First ACC Player of the Week Awards announced at 1 p.m. After week one, ACC Player of the Week honors will be announced each Monday at 1 p.m.

Wednesday, Nov. 1
• ACC Football Championship Game credential application website opens.

Sunday, Nov. 26
• ACC Football Championship Game participating coaches teleconference, TBD
• All-ACC Football Team voting ends at 5 p.m.
• Deadline for media credential applications to ACC Football Championship Game, 5 p.m. (Sunday)

Sunday, Nov. 26-Thursday, Nov. 30
• ACC awards will be announced during the week following the conclusion of the regular season. The following awards will be announced.

- Jacobs Blocking Trophy, Jim Tatum Award (Top Football Scholar-Athlete) and Brian Piccolo Award, (Most Courageous Football Student-Athlete)
- All-ACC Football Team
- ACC Offensive, Defensive and Overall Rookies of the Year
- ACC Offense, Defensive and Overall Players of the Year
- ACC Coach of the Year

Friday, Dec. 1
• ACC Football Championship Game Press Conference (participating coaches)

Saturday, Dec. 2
• 2023 ACC Football Championship Game
Bank of America Stadium, Charlotte, N.C.

Dec. 13, 2023 & Jan. 31, 2024
• National Football Signing Days

COLLEGE FOOTBALL PLAYOFF

The College Football Playoff matches the No. 1 ranked team vs. No. 4, and No. 2 vs. No. 3 in semifinal games that rotate annually among six bowl games – the Goodyear Cotton Bowl Classic, Fiesta Bowl, Chick-fil-A Peach Bowl, Capital One Orange Bowl, Allstate Sugar Bowl and Rose Bowl Game. This season's Playoff Semifinals will take place Monday, Jan. 1, 2024, at the Rose Bowl and Allstate Sugar Bowl. The College Football Playoff National Championship will be Monday, Jan. 8, 2024, at NRG Stadium in Houston, Texas.



COLLEGE FOOTBALL PLAYOFF

Each fall, the CFP Selection Committee meets in person to produce interim rankings before Selection Day. During each meeting, the selection committee ranks 25 teams.

Tuesday, October 31
Tuesday, November 7
Tuesday, November 14
Tuesday, November 21
Tuesday, November 28
Sunday, December 3 (Selection Day)

THE TRADITION OF EXCELLENCE

Consistency. It is the mark of true excellence in any endeavor.

In today's intercollegiate athletics, competition is so balanced and so competitive that it is virtually impossible to maintain a high level of consistency. Yet the Atlantic Coast Conference has defied the odds.

Established in 1953, the ACC has long enjoyed the reputation as one of the strongest and most competitive intercollegiate conferences in the nation. And that is not mere conjecture, the numbers support it.

Through 70 years of competition, ACC schools have captured 182 NCAA team championships, including 92 in women's competition, 85 in men's sports and five in fencing. In addition, NCAA individual titles have gone to ACC student-athletes 204 times in men's competition and 201 times in women's action.

Since 2015, the ACC has won a combined seven national championships in football, men's basketball, women's basketball and baseball. The ACC is the only conference to win each of those four titles over that stretch.

In today's intercollegiate athletics, competition is so balanced and so competitive that it is virtually impossible to maintain a high level of consistency. Yet the Atlantic Coast Conference has defied the odds.

Established in 1953, the ACC has long enjoyed the reputation as one of the strongest and most competitive intercollegiate conferences in the nation. And that is not mere conjecture, the numbers support it.

Through 69 years of competition, ACC schools have captured 173 NCAA team championships, including 87 in women's competition, 82 in men's sports and four in fencing. In addition, NCAA individual titles have gone to ACC student-athletes 197 times in men's competition and 177 times in women's action.

ACC members Boston College, Clemson, Duke, Florida State, Georgia Tech, Louisville, Miami, North Carolina, NC State, Notre Dame, Pitt, Syracuse, Virginia, Virginia Tech and Wake Forest continue to build upon the cornerstones on which the league was founded in 1953 with a consistent balance of academics, athletics and integrity.

In August 2019, ESPN and the ACC partnered to launch ACC Network (ACCN), a 24/7 national network dedicated to ACC sports and league-wide original programming.

FOOTBALL

• The ACC has won seven national championships in football, men's basketball, women's basketball and baseball since 2015. The ACC is the only conference to win each of those four titles over that stretch.

• The ACC has had a team in either the College Football Playoff or the BCS National Championship Game in eight of the last 10 years, including two teams in 2020.

• The ACC placed nine teams in football postseason games in 2022. It is the 22nd consecutive season in which the ACC earned at least six bowl bids. Not including the pandemic-affected 2020 season, the ACC has sent at least nine teams to a bowl every year



This is a photo of the official announcement of the formation of the Atlantic Coast Conference, taken at Greensboro's Sedgefield Inn, May 8, 1953. A three-man liaison committee, shown above, informed Southern Conference President Max Farrington of the decision. Left to right were Dr. James T. Penny, faculty chairman of athletics at South Carolina (chairman); Edmund (Eddie) M. Cameron, athletic director at Duke (committee member); President Farrington; and Dr. H.A. Fisher, faculty athletic chairman at NC State (committee member).

since 2016. Since 2013, the ACC is second among all conferences with 100 postseason appearances.

• Six different ACC teams have played in the prestigious Capital One Orange Bowl since 2013 – Clemson in 2013, 2015 & 2022, Georgia Tech in 2014, Florida State in 2016, Miami in 2017, Virginia in 2019 and North Carolina in 2020.

• Three ACC teams finished the 2022 season ranked in the national Top 25. In the AP poll, Florida State finished No. 11, its highest ranking since 2016. ACC Champion Clemson finished No. 13, while Pitt was No. 22. In the Coaches poll, FSU was No. 10, Clemson No. 12 and Pitt No. 22.

• Twelve different quarterbacks from ACC schools started at least one game in the NFL last season – most of any conference.

THE CHAMPIONSHIPS

The ACC conducts championship competitions in 27 sports – 13 for men and 14 for women.

The first ACC championship was held in swimming at North Carolina State University on February 25, 1954.

The 13 sports for men include football, cross country, soccer, basketball, fencing, swimming & diving, indoor and outdoor track & field, wrestling, baseball, tennis, and golf and lacrosse. Women's sports were initiated in 1977 with the first championship meet held in tennis October 6-8 at Wake Forest University. Championships for women are currently conducted in cross country, field hockey, soccer, basketball, fencing, swimming & diving, indoor and outdoor track & field, tennis, golf, lacrosse, softball and rowing, with volleyball deciding its champion by regular-season play.

The ACC's sports sponsorship grows to 28 (15 women, 13 men) with the addition of women's gymnastics in 2023-24. No Autonomy Five conference sponsors more than 28 sports. The 15 women's sports is the most of any peer conference.

2022-23 YEAR IN REVIEW

The conference completed championship competition in all 27 sports with 14 different schools claiming at least one conference crown. The ACC led all conferences in 2022-23 with nine NCAA titles in sports it directly sponsored, and ACC student-athletes accounted for 28 individual national championships. The ACC has averaged more than four national team titles per year over the past quarter-century (113 in 26 years) and has won multiple NCAA titles in 39 of the past 42 years.

The ACC's nine national team titles in 2022-23 eclipsed the previous league record of seven first set in 2009-10 and matched in 2021-22.

Academically, the member institutions of the ACC again led the way among Power 5 conferences in the "Best Colleges" rankings released by US News & World Report. ACC member institutions combined for an average rank of 54.5, marking the 16th straight year that the ACC led all Power 5 conferences.

2022-23 National Championships

Women's Cross Country	NC State
Field Hockey	North Carolina
Men's Soccer	Syracuse
Women's Swimming & Diving	Virginia
Fencing	Notre Dame
Men's Tennis.....	Virginia
Women's Tennis	North Carolina
Women's Golf	Wake Forest
Men's Lacrosse.....	Notre Dame

ACC HISTORY

The Atlantic Coast Conference was founded on May 8, 1953, at the Sedgefield Inn near Greensboro, North Carolina with seven charter members – Clemson, Duke, Maryland, North Carolina, North Carolina State, South Carolina and Wake Forest – drawing up the conference by-laws.

The withdrawal of seven schools from the Southern Conference came early on the morning of May 8, 1953, during the Southern Conference's annual spring meeting. On June 14, 1953, the seven members met in Raleigh, North Carolina, where a set of bylaws was adopted, and the name became officially the Atlantic Coast Conference.

Suggestions from fans for the name of the new conference appeared in the region's newspapers prior to the meeting in Raleigh. Some of the names suggested were Dixie, Mid-South, Mid-Atlantic, East Coast, Seaboard, Colonial, Tobacco, Blue-Gray, Piedmont, Southern Seven and the Shoreline.

Duke's Eddie Cameron recommended that the name of the conference be the Atlantic Coast Conference, and the motion was passed unanimously. The meeting concluded with each member institution assessed \$200.00 to pay for conference expenses.

On December 4, 1953, conference officials met again at Sedgefield and officially admitted Virginia as the league's eighth member. The first withdrawal of a school from the ACC came on June 30, 1971, when South Carolina tendered its resignation. The ACC operated with seven members until April 3, 1978, when Georgia Tech was admitted. The Atlanta school had withdrawn from the Southeastern Conference in January of 1964.

ACC MEMBERSHIP CHRONOLOGY

May 8, 1953

The ACC is formed with Clemson College, Duke University, University of Maryland, University of North Carolina, North Carolina State College and Wake Forest College as charter members.

December 4, 1953

University of Virginia admitted as the league's eighth member.

June 30, 1971

University of South Carolina tenders resignation from league membership.

April 3, 1978

Georgia Institute of Technology admitted as the league's eighth member.

July 1, 1991

Florida State University admitted as the league's ninth member.

July 1, 2004

The conference expands to 11 members with the addition of Virginia Polytechnic Institute and State University and the University of Miami.

July 1, 2005

Boston College admitted as the league's 12th member.

July 1, 2013

The conference expands to 15 members with the addition of the University of Notre Dame, the University of Pittsburgh and Syracuse University.

June 30, 2014

University of Maryland tenders resignation from league membership.

July 1, 2014

University of Louisville admitted as the league's 15th member.

The ACC expanded to nine members on July 1, 1991, with the addition of Florida State.

The conference expanded to 11 members on July 1, 2004, with the addition of Miami and Virginia Tech. On October 17, 2003, Boston College accepted an invitation to become the league's 12th member starting July 1, 2005.

The ACC added its 13th and 14th members on Sept. 18, 2011, when Pittsburgh and Syracuse accepted invitations to join the conference. The two schools officially joined the ACC on July 1, 2013. Notre Dame also officially joined the ACC on July 1, 2013, after announcing on Sept. 12, 2012 its intention to enter the league for competition in all sports but football, bringing the membership of the conference to 15. The Fighting Irish will play five games with ACC schools each year.

On July 1, 2014, Louisville entered the ACC on the same day Maryland withdrew, keeping the conference's membership at 15 institutions.

THE SCHOOLS

Boston College was founded in 1863 by the Society of Jesus to serve the sons of Boston's Irish immigrants and was the first institution of higher education to be founded in the city of Boston. Originally located on Harrison Avenue in the South End of Boston, the College outgrew its urban setting toward the end of its first 50 years. A new location was selected in Chestnut Hill and ground for the new campus was broken on June 19, 1909. During the 1940s, new purchases doubled the size of the main campus. In 1974, Boston College acquired Newton College of the Sacred Heart, 1.5 miles away. With 15 buildings on 40 acres, it is now the site of the Law School and residence halls. In 2004, BC purchased 43 acres of land from the archdiocese of Boston; this now forms the Brighton campus.

Clemson University was founded in 1889 through a bequest from Thomas Green Clemson, a Philadelphia-born, European-educated engineer who married John C. Calhoun's daughter, Anna, and settled at her family estate in South Carolina. To help rebuild the state's war-ravaged economy, Clemson left his home and fortune to the state of South Carolina to fund the science and research-oriented institution that bears his name. Located on the shores of Hartwell Lake with its own 16,000-acre forest, Clemson is known today for its focus on student success and engagement, its statewide land-grant mission and its unrelenting school spirit.

Duke University was founded in 1924 by tobacco magnate James B. Duke as a memorial to his father, Washington Duke. Originally the school was called Trinity College, a Methodist institution, started in 1859. In 1892, Trinity moved to west Durham where the east campus with its Georgian architecture now stands. Nearby are Sarah P. Duke gardens, and further west the Gothic spires of Duke chapel overlook the west campus.

Florida State University is one of 11 universities of the State University System of Florida. It was established as the Seminary West of the Suwannee by an act of the Florida Legislature in 1851, and first offered instruction at the post-secondary level in 1857. Its Tallahassee campus has been the site of an institution of higher education longer than any other site in the state. In 1905, the Buckman Act reorganized higher education in the state and designated the Tallahassee

school as the Florida Female College. In 1909, it was renamed Florida State College for Women. In 1947, the school returned to a co-educational status, and the name was changed to Florida State University.

Next to I-85 in downtown Atlanta stands the **Georgia Institute of Technology**, founded in 1885. Its first students came to pursue a degree in mechanical engineering, the only one offered at the time. Tech's strength is not only the red clay of Georgia, but a restored gold and white 1930 model A Ford Cabriolet, the official mascot. The old Ford was first used in 1961, but a Ramblin' Wreck had been around for over three decades. The Ramblin' Wreck fight song appeared almost as soon as the school opened, and it is not only American boys that grow up singing its rollicking tune, for Richard Nixon and Nikita Khrushchev sang it when they met in Moscow in 1959.

The University of Louisville began to take shape on April 3, 1798, when eight men declared their intention to establish the Jefferson Seminary in Louisville and called upon their fellow citizens to join them in pledging funds for land, buildings, and teachers. These early Louisvillians took the first steps on a journey that would link them with succeeding generations to the modern University of Louisville in the twenty-first century. Today's University of Louisville has become known especially for teaching, research, and service to its community and the advancement of educational opportunity for all citizens thereof. With an enrollment of 21,000, its academic programs attract students from every state and from all over the world.

The University of Miami was chartered in 1925 by a group of citizens who felt an institution of higher learning was needed for the development of their young and growing community. Since the first class of 560 students enrolled in the fall of 1926, the University has expanded to more than 15,000 undergraduate and graduate students from every state and more than 114 nations from around the world. The school's colors, representative of the Florida orange tree, were selected in 1926. Orange symbolizes the fruit of the tree, green represents the leaves and white, the blossoms.

The University of North Carolina, located in Chapel Hill, has been called "the perfect college town," making its tree-lined streets and balmy atmosphere what a college should look and feel like. Its inception in 1795 makes it one of the oldest schools in the nation, and its nickname of Tar Heels stems from the tar pitch and turpentine that were the state's principal industry. The nickname is as old as the school, for it was born during the Revolutionary War when tar was dumped into the streams to impede the advance of British forces.

North Carolina State University is located in the state capital of Raleigh. It opened in 1889 as a land-grant agricultural and mechanical school and was known as A&M or Aggies or Farmers for over a quarter-century. The school's colors of pink and blue were gone by 1895, brown and white were tried for a year, but the students finally chose red and white to represent the school. An unhappy fan in 1922 said State football players behaved like a pack of wolves, and the term that was coined in derision became a badge of honor.

The **University of Notre Dame** began late on the bitterly cold afternoon of November 26, 1842, when a 28-year-old French priest, Rev. Edward Sorin, C.S.C., and seven companions took possession of 524 snow-covered acres that the Bishop of Vincennes had given them in the Indiana mission fields. A man of lively imagination, Father Sorin named his fledgling school in honor of Our Lady, in his native tongue, "L'Université de Notre Dame du Lac" (The University of Our Lady of the Lake). On January 15, 1844, the University was thus officially chartered by the Indiana legislature

The **University of Pittsburgh** was founded as Pittsburgh Academy by Hugh Henry Brackenridge in 1787 and is one of the oldest institutions of higher education in the United States. Pitt researchers led by Jonas Salk developed the first polio vaccine in 1955, and Pitt surgeons have performed more than 17,000 organ transplants, making Pitt the world's transplantation capital. In 1932, a Pitt team led by Charles Glen King isolated and identified the chemical structure of vitamin C.

Syracuse University was founded during the Methodist State Convention in Syracuse, N.Y., in February of 1870. Measures were taken to raise \$500,000 to endow the university, with the city of Syracuse subscribing \$100,000. Rev. Jesse T Peck, who was elected president of the Syracuse University Board of Trustees, suggested purchasing 50 acres of farmland in southeastern Syracuse. The Board of Trustees of Syracuse University signed the University charter and certificate of incorporation on March 24, 1870, and the university's College of Liberal Arts opened in September of 1871.

The **University of Virginia** was founded in 1819 by Thomas Jefferson and is one of three things on his tombstone for which he wanted to be remembered. James Madison and James Monroe were on the board of governors in the early years. The Rotunda, a half-scale version of the Pantheon which faces the Lawn, is the focal point of the grounds as the campus is called. Jefferson wanted his school to educate leaders in practical affairs and public service, not just to train teachers.

Virginia Tech was established in 1872 as an all-male military school dedicated to the original land-grant mission of teaching agriculture and engineering. The University has grown from a small college of 132 students into the largest institution of higher education in the state during its 132-year history. Located in Southwest Virginia on a plateau between the Blue



Greensboro's King Cotton Hotel was the location of the ACC's first office from 1954 to 1966.

Ridge and Allegheny Mountains, the campus consists of 334 buildings and 20 miles of sidewalks over 2,600 acres. The official school colors - Chicago maroon and burnt orange - were selected in 1896 because they made a "unique combination" not worn elsewhere at the time.

Wake Forest University was started on Calvin Jones' plantation amid the stately pine forest of Wake County in 1834. The Baptist seminary is still there, but the school was moved to Winston-Salem in 1956 on a site donated by Charles H. and Mary Reynolds Babcock. President Harry S. Truman attended the ground-breaking ceremonies that brought a picturesque campus of Georgian architecture and painted roofs. Wake's colors have been black and gold since 1895, thanks to a badge designed by student John Heck who died before he graduated.



SCHOOL AFFILIATIONS

- BOSTON COLLEGE** – Charter member of the Big East Conference in 1979; joined the ACC in July 2005.
- CLEMSON** – Charter member of the Southern Intercollegiate Athletic Association in 1894; a charter member of the Southern Conference in 1921; a charter member of the ACC in 1953.
- DUKE** – Joined the Southern Conference in December, 1928; charter member of the ACC in 1953.
- FLORIDA STATE** – Charter member of the Dixie Conference in 1948; joined the Metro Conference in July, 1976; joined the ACC July 1991.
- GEORGIA TECH** – Charter member of the Southern Intercollegiate Athletic Association in 1894; charter member of Southern Conference in 1921; charter member of the SEC in 1932; joined the ACC in April 1978.
- LOUISVILLE** – Joined Kentucky Intercollegiate Conference in 1925; charter member of Ohio Valley Conference in 1948; joined Missouri Valley Conference in 1964; charter member of Metro Conference in 1975; founding member of Conference USA in 1996; joined Big East Conference in 2005; joined American Athletic Conference in 2013; joined ACC in July 2014.
- MIAMI** – Charter member of the Big East Football Conference in 1991; joined the ACC in July 2004.
- NORTH CAROLINA** – Charter member of the Southern Intercollegiate Athletic Association in 1894; charter member of the Southern Conference in 1921; charter member of the ACC in 1953.
- NC STATE** – Charter member of the Southern Conference in 1921; charter member of the ACC in 1953.
- NOTRE DAME** – Joined the Big East Conference in 1995; joined the ACC on July 1, 2013.
- PITT** – Charter member of the EAC in 1975; joined the Big East Conference in 1982; joined the ACC on July 1, 2013.
- SYRACUSE** – Charter member of the Big East Conference in 1979; joined the ACC on July 1, 2013.
- VIRGINIA** – Charter member of the Southern Intercollegiate Athletic Association in 1894; charter member of the Southern Conference in 1921; resigned from Southern Conference in December 1936; joined the ACC in December 1953.
- VIRGINIA TECH** – Charter member of the Southern Conference in 1921; withdrew from the Southern Conference in June 1965; became a charter member of the Big East Football Conference in Feb. 5, 1991; joined the ACC in July 2004.
- WAKE FOREST** – Joined the Southern Conference in February 1936; charter member of the ACC in 1953.


ATLANTIC COAST CONFERENCE COMMISSIONERS



Jim Weaver
July 1, 1954 - July 11, 1970



Bob James
March 1, 1971 - May 12, 1987



Gene Corrigan
Sept. 1, 1987 - June 30, 1997



John Swofford
July 1, 1997 - January 31, 2021



Jim Phillips
February 1, 2021 - present

BOSTON COLLEGE

Date	Opponent
Sept. 2	Northern Illinois..... 12 p.m., ACCN
Sept. 9	Holy Cross..... 12 p.m., ACCNX/ESPN+
Sept. 16	Florida State 12 p.m., ABC
Sept. 23	at Louisville
Sept. 30	Virginia
Oct. 7	at Army 12 p.m., CBSSN
Oct. 14	OPEN
Oct. 21	at Georgia Tech
Oct. 28	UConn
Nov. 3	at Syracuse (Fri.) 7:30 p.m., ESPN2
Nov. 11	Virginia Tech
Nov. 16	at Pitt (Thurs.) 7 p.m., ESPN
Nov. 24	Miami (Fri.) 12 p.m., ABC

CLEMSON

Date	Opponent
Sept. 4	at Duke (Mon.) 8 p.m., ESPN
Sept. 9	Charleston Southern 2:15 p.m., ACCN
Sept. 16	Florida Atlantic 8 p.m., ACCN
Sept. 23	Florida State
Sept. 30	at Syracuse
Oct. 7	Wake Forest
Oct. 14	OPEN
Oct. 21	at Miami
Oct. 28	at NC State
Nov. 4	Notre Dame TBD, ABC
Nov. 11	Georgia Tech
Nov. 18	North Carolina
Nov. 25	at South Carolina

DUKE

Date	Opponent
Sept. 4	Clemson (Mon.) 8 p.m., ESPN
Sept. 9	Lafayette 6 p.m., ACCNX/ESPN+
Sept. 16	Northwestern 3:30 p.m., ACCN
Sept. 23	at UConn 3:30 p.m., CBSSN
Sept. 30	Notre Dame
Oct. 7	OPEN
Oct. 14	NC State
Oct. 21	at Florida State
Oct. 28	at Louisville
Nov. 2	Wake Forest (Thurs.) 7:30 p.m., ESPN
Nov. 11	at North Carolina
Nov. 18	at Virginia
Nov. 25	Pitt

FLORIDA STATE

Date	Opponent
Sept. 3	Camping World Kickoff (Orlando, Fla.) vs. LSU (Sun.) 7:30 p.m., ABC
Sept. 9	Southern Miss. 8:30 p.m., ACCN
Sept. 16	at Boston College 12 p.m., ABC
Sept. 23	at Clemson
Sept. 30	OPEN
Oct. 7	Virginia Tech
Oct. 14	Syracuse
Oct. 21	Duke
Oct. 28	at Wake Forest
Nov. 4	at Pitt
Nov. 11	Miami
Nov. 18	North Alabama
Nov. 25	at Florida

GEORGIA TECH

Date	Opponent
Sept. 1	Aflac Kickoff Game (Atlanta, Ga.) Louisville (Fri.) 7:30 p.m., ESPN
Sept. 9	South Carolina State 1 p.m., ACCNX/ESPN+
Sept. 16	at Ole Miss 7:30 p.m./SEC Network
Sept. 23	at Wake Forest
Sept. 30	Bowling Green
Oct. 7	at Miami
Oct. 14	OPEN
Oct. 21	Boston College
Oct. 28	North Carolina
Nov. 4	at Virginia
Nov. 11	at Clemson
Nov. 18	Syracuse
Nov. 25	Georgia

LOUISVILLE

Date	Opponent
Sept. 1	Aflac Kickoff Game (Atlanta, Ga.) at Georgia Tech (Fri.) 7:30 p.m., ESPN
Sept. 7	Murray State (Thurs.) 7:30 p.m., ACCN
Sept. 16	vs. Indiana (Indianapolis, Indiana) .. 12 p.m., BTN
Sept. 23	Boston College
Sept. 29	at NC State (Fri.) 7 p.m., ESPN
Oct. 7	Notre Dame
Oct. 14	at Pitt
Oct. 21	OPEN
Oct. 28	Duke
Nov. 4	Virginia Tech
Nov. 9	Virginia (Thurs.) 7:30 p.m., ESPN
Nov. 18	at Miami
Nov. 25	Kentucky

MIAMI

Date	Opponent
Sept. 1	Miami (OH) (Fri.) 7 p.m., ACCN
Sept. 9	Texas A&M 3:30 p.m., ABC
Sept. 14	Bethune-Cookman (Thurs.) 7:30 p.m., ACCN
Sept. 23	at Temple
Sept. 30	OPEN
Oct. 7	Georgia Tech
Oct. 14	at North Carolina
Oct. 21	Clemson
Oct. 28	Virginia
Nov. 4	at NC State
Nov. 11	at Florida State
Nov. 18	Louisville
Nov. 24	at Boston College (Fri.) 12 p.m., ESPN

NORTH CAROLINA

Date	Opponent
Sept. 2	Duke's Mayo Classic (Charlotte, N.C.) vs. South Carolina 7:30 p.m., ABC
Sept. 9	App State 5:15 p.m., ACCN
Sept. 16	Minnesota 3:30 p.m., ESPN or ESPN2
Sept. 23	at Pitt
Sept. 30	OPEN
Oct. 7	Syracuse
Oct. 14	Miami
Oct. 21	Virginia
Oct. 28	at Georgia Tech
Nov. 4	Campbell
Nov. 11	Duke
Nov. 18	at Clemson
Nov. 25	at NC State

NC STATE

Date	Opponent
Aug. 31	at UConn 7:30 p.m., CBSSN
Sept. 9	Notre Dame 12 p.m., ABC
Sept. 16	VMI 2 p.m., The CW
Sept. 22	at Virginia (Fri.) 7:30 p.m., ESPN
Sept. 29	Louisville (Fri.) 7 p.m., ESPN
Oct. 7	Marshall
Oct. 14	at Duke
Oct. 21	OPEN
Oct. 28	Clemson
Nov. 4	Miami
Nov. 11	at Wake Forest
Nov. 18	at Virginia Tech
Nov. 25	North Carolina

PITT

Date	Opponent
Sept. 2	Wofford 3:30 p.m., ACCN
Sept. 9	Cincinnati 6:30 p.m., The CW
Sept. 16	at West Virginia 7:30 p.m., ABC
Sept. 23	North Carolina
Sept. 30	at Virginia Tech
Oct. 7	OPEN
Oct. 14	Louisville
Oct. 21	at Wake Forest
Oct. 28	at Notre Dame 3:30 p.m., NBC
Nov. 4	Florida State
Nov. 11	at Syracuse (The Bronx, N.Y.)
Nov. 16	Boston College (Thurs.) 7 p.m., ESPN
Nov. 25	at Duke

SYRACUSE

Date	Opponent
Sept. 2	Colgate 4 p.m., ACCNX/ESPN+
Sept. 9	Western Michigan 3:30 p.m., ESPN+, ACCNX
Sept. 16	at Purdue 7:30 p.m., NBC
Sept. 23	Army
Sept. 30	Clemson
Oct. 7	at North Carolina
Oct. 14	at Florida State
Oct. 21	OPEN
Oct. 26	at Virginia Tech (Thurs.) 7:30 p.m., ESPN
Nov. 3	Boston College (Fri.) 7:30 p.m., ESPN2
Nov. 11	Pitt (The Bronx, N.Y.)
Nov. 18	at Georgia Tech
Nov. 25	Wake Forest

VIRGINIA

Date	Opponent
Sept. 2	at Tennessee (Nashville, Tenn.) 12 p.m., ABC
Sept. 9	James Madison 12 p.m., ESPN
Sept. 15	at Maryland 7 p.m., FS1
Sept. 22	NC State (Fri.) 7:30 p.m., ESPN
Sept. 30	at Boston College
Oct. 7	William & Mary
Oct. 14	OPEN
Oct. 21	at North Carolina
Oct. 28	at Miami
Nov. 4	Georgia Tech
Nov. 9	at Louisville (Thurs.) 7:30 p.m., ESPN
Nov. 18	Duke
Nov. 25	Virginia Tech

VIRGINIA TECH

Date	Opponent
Sept. 2	Old Dominion 8 p.m., ACCN
Sept. 9	Purdue 12 p.m., ESPN2
Sept. 16	at Rutgers 3:30 p.m., BTN
Sept. 23	at Marshall
Sept. 30	Pitt
Oct. 7	at Florida State
Oct. 14	Wake Forest
Oct. 21	OPEN
Oct. 26	Syracuse (Thurs.) 7:30 p.m., ESPN
Nov. 4	at Louisville
Nov. 11	at Boston College
Nov. 18	NC State
Nov. 25	at Virginia

WAKE FOREST

Date	Opponent
Aug. 31	Elon (Thurs.) 7 p.m., ACCN
Sept. 9	Vanderbilt 11 a.m., ACCN
Sept. 16	at Old Dominion 12 p.m., ESPN2 or ESPN
Sept. 23	Georgia Tech
Sept. 30	OPEN
Oct. 7	at Clemson
Oct. 14	at Virginia Tech
Oct. 21	Pitt
Oct. 28	Florida State
Nov. 2	at Duke (Thurs.) 7:30 p.m., ESPN
Nov. 11	NC State
Nov. 18	at Notre Dame 3:30 p.m., NBC
Nov. 25	at Syracuse



2023 COMPOSITE FOOTBALL SCHEDULE



WEEK 1

Thursday, Aug. 11

Elon at Wake Forest..... 7 p.m., ACCN
NC State at UConn..... 7:30 p.m., CBSN

Friday, Sept. 1

Miami (OH) at Miami..... 7 p.m., ACCN
Chick-fil-A Kickoff Game
Louisville at Georgia Tech (Atlanta, Ga.)..... 7:30 p.m., ESPN

Saturday, Sept. 2

Northern Illinois at Boston College..... 12 p.m., ACCN
Virginia at Tennessee (Nashville, Tenn.)..... 12 p.m., ABC
Wofford at Pitt..... 3:30 p.m., ACCN
Colgate at Syracuse..... 4 p.m., ACCNX/ESPN+
Duke's Mayo Classic (Charlotte, N.C.)
North Carolina vs. South Carolina 7:30 p.m., ABC
Old Dominion at Virginia Tech..... 8 p.m., ACCN

Sunday, Sept. 3

Camping World Kickoff
LSU vs. Florida State (Orlando, Fla.) 7:30 p.m., ABC

Monday, Sept. 4

Clemson at Duke..... 8 p.m., ESPN

WEEK 2

Thursday, Sept. 7

Murray State at Louisville 7:30 p.m., ACCN

Saturday, Sept. 9

Vanderbilt at Wake Forest 11 a.m., ACCN
Holy Cross at Boston College..... 12 p.m., ACCNX/ESPN+
Notre Dame at NC State 12 p.m., ABC
James Madison at Virginia..... 12 p.m., ESPN
Purdue at Virginia Tech..... 12 p.m., ESPN2
South Carolina State at Georgia Tech .. 1 p.m., ACCNX/ESPN+
Charleston Southern at Clemson..... 2:15 p.m., ACCN
Texas A&M at Miami 3:30 p.m., ABC
Western Michigan at Syracuse 3:30 p.m., ESPN+/ACCNX
App State at North Carolina 5:15 p.m., ACCN
Lafayette at Duke..... 6 p.m., ACCNX/ESPN+
Cincinnati at Pitt 6:30 p.m., The CW
Southern Miss at Florida State 8:30 p.m., ACCN

WEEK 3

Thursday, Sept. 14

Bethune-Cookman at Miami 7:30 p.m., ACCN

Friday, Sept. 15

Virginia at Maryland..... 7 p.m., FS1

Saturday, Sept. 16

Florida State at Boston College 12 p.m., ABC
Louisville vs. Indiana (Indianapolis, Indiana) 12 p.m., BTN
Wake Forest at Old Dominion 12 p.m., ESPN2 or ESPN
VMI at NC State 2 p.m., The CW
Northwestern at Duke..... 3:30 p.m., ACCN
Minnesota at North Carolina..... 3:30 p.m., ESPN or ESPN2
Virginia Tech at Rutgers..... 6:30 p.m., BTN
Georgia Tech at Ole Miss..... 7:30 p.m., SECN
Pitt at West Virginia..... 7:30 p.m., ABC
Syracuse at Purdue..... 7:30 p.m., NBC
Florida Atlantic at Clemson 8 p.m., ACCN

WEEK 4

Friday, Sept. 22

NC State at Virginia 7:30 p.m., ESPN

Saturday, Sept. 23

Duke at UConn..... 3:30 p.m., CBSN
Boston College at Louisville
Florida State at Clemson
Georgia Tech at Wake Forest
Miami at Temple
North Carolina at Pitt
Army at Syracuse
Virginia Tech at Marshall

WEEK 5

Friday, Sept. 29

Louisville at NC State 7 p.m., ESPN

Saturday, Sept. 30

Virginia at Boston College
Clemson at Syracuse
Notre Dame at Duke
Bowling Green at Georgia Tech
Pitt at Virginia Tech
Open: Florida State, Miami, North Carolina, Wake Forest

WEEK 6

Saturday, Oct. 7

Boston College at Army 12 p.m., CBSN
Wake Forest at Clemson
Virginia Tech at Florida State
Georgia Tech at Miami
Notre Dame at Louisville
Syracuse at North Carolina
Marshall at NC State
William & Mary at Virginia
Open: Duke, Pitt

WEEK 7

Saturday, Oct. 14

NC State at Duke
Syracuse at Florida State
Louisville at Pitt
Miami at North Carolina
Wake Forest at Virginia Tech
Open: Boston College, Clemson, Georgia Tech, Virginia

WEEK 8

Saturday, Oct. 21

Boston College at Georgia Tech
Clemson at Miami
Duke at Florida State
Virginia at North Carolina
Pitt at Wake Forest
Open: Louisville, NC State, Syracuse, Virginia Tech

WEEK 9

Thursday, Oct. 26

Syracuse at Virginia Tech 7:30 p.m., ESPN

Saturday, Oct. 28

Pitt at Notre Dame 3:30 p.m., NBC
UConn at Boston College
Clemson at NC State
Duke at Louisville
Florida State at Wake Forest
North Carolina at Georgia Tech
Virginia at Miami

WEEK 10

Thursday, Nov. 2

Wake Forest at Duke 7:30 p.m., ESPN

Friday, Nov. 3

Boston College at Syracuse..... 7:30 p.m., ESPN2

Saturday, Nov. 4

Notre Dame at Clemson TBD, ABC
Florida State at Pitt
Georgia Tech at Virginia
Virginia Tech at Louisville
Miami at NC State
Campbell at North Carolina

WEEK 11

Thursday, Nov. 9

Virginia at Louisville..... 7:30 p.m., ESPN

Saturday, Nov. 11

Virginia Tech at Boston College
Georgia Tech at Clemson
Duke at North Carolina
Miami at Florida State
NC State at Wake Forest
Pitt at Syracuse (The Bronx, N.Y.)

WEEK 12

Thursday, Nov. 16

Boston College at Pitt 7 p.m., ESPN

Saturday, Nov. 18

Wake Forest at Notre Dame 3:30 p.m., NBC
North Carolina at Clemson
Duke at Virginia
North Alabama at Florida State
Syracuse at Georgia Tech
Louisville at Miami
NC State at Virginia Tech

WEEK 13

Friday, Nov. 24

Miami at Boston College 12 p.m., ABC

Saturday, Nov. 25

Clemson at South Carolina
Pitt at Duke
Florida State at Florida
Georgia at Georgia Tech
Kentucky at Louisville
North Carolina at NC State
Wake Forest at Syracuse
Virginia Tech at Virginia

ACC FOOTBALL CHAMPIONSHIP GAME

Saturday, Dec. 2

ACC Football Championship Game
8 p.m., ABC
Bank of America Stadium
Charlotte, N.C.



THEACC.COM/BOWLS

2023 ACC BOWL PARTNERS

1.1 | 5 PM | ESPN

1.1 | 8:45 PM | ESPN

1.8 | 7:30 PM | ESPN

HOME OF THE ACC CHAMPION
* Next highest ranked ACC team if ACC team(s) in playoff.

12.30 | 4 PM | ESPN

NEW YEAR'S SIX

12.29 | 8 PM | ESPN

12.30 | NOON | ESPN

1.1 | 1 PM | ESPN

BOWL SEASON

1.1 | NOON | ESPN2

12.27 | 8 PM | FOX

12.28 | 5:45 PM | ESPN

12.29 | NOON | ESPN

12.29 | 2:15 PM | ESPN

12.27 | 5:30 PM | ESPN

12.29 | 2 PM | CBS

12.27 | 2 PM | ESPN

12.28 | 11 AM | ESPN

12.23 | NOON | ABC

12.22 | 6:30 PM | ESPN

Bowl Game	Matchup	Game Date	Time (ET)/Network
Union Home Mortgage Gasparilla Bowl	TBD	Fri., Dec. 22, 2023	6:30 p.m., ESPN
TicketSmarter Birmingham Bowl	TBD	Sat., Dec. 23, 2023	Noon, ABC
Military Bowl	ACC vs. AAC	Wed., Dec. 27, 2023	2 p.m., ESPN
Duke's Mayo Bowl	ACC vs. SEC	Wed., Dec. 27, 2023	5:30 p.m., ESPN
San Diego County Credit Union Holiday Bowl	ACC vs. Pac-12	Wed., Dec. 27, 2023	8 p.m., FOX
Wasabi Fenway Bowl	ACC vs. AAC	Thurs., Dec. 28, 2023	11 a.m., ESPN
Bad Boy Mowers Pinstripe Bowl	ACC vs. Big Ten	Thurs., Dec. 28, 2023	2:15 p.m., ESPN
Pop-Tarts Bowl	ACC vs. Big 12	Thurs. Dec. 28, 2023	5:45 p.m., ESPN
TaxSlayer Gator Bowl	ACC vs. SEC/Big Ten	Fri., Dec. 29, 2023	Noon, ESPN
Tony the Tiger Sun Bowl	ACC vs. Pac-12	Fri., Dec. 29, 2023	2 p.m., CBS
Capital One Orange Bowl	ACC vs. SEC, Big Ten or Notre Dame	Sat., Dec. 30, 2023	4 p.m., ESPN
ReliaQuest Bowl*	ACC/Big Ten vs. SEC	Mon., Jan. 1, 2024	Noon, ESPN2
CFP Semifinal - Rose Bowl Game	At-Large vs. At-Large	Mon., Jan. 1, 2024	5 p.m., ESPN
CFP Semifinal - Allstate Sugar Bowl	At-Large vs. At-Large	Mon., Jan. 1, 2024	8:45 p.m., ESPN

*if the ACC's opponent in a non-semifinal Capital One Orange Bowl is from the Big Ten

- The Rose Bowl and the Allstate Sugar Bowl are national semifinal sites for the 2023 season. There is no limit on how many teams from one conference can appear in the CFP. If the ACC Champion is in the top four of the final CFP rankings, it will play in one of the national semifinal games. Additional ACC teams could also be selected for the CFP.
- The Capital One Orange Bowl will host the ACC Champion (or next highest ranked ACC team if the ACC Champion is in the top four of the final CFP rankings) against the highest ranked available non-champion team from the Big Ten or SEC, or Notre Dame.
- Following the Capital One Orange Bowl selection process, additional ACC teams could also be selected for the Goodyear Cotton Bowl or Chick-fil-A Peach Bowl as at-large representatives.
- The ACC and its non-CFP bowl partners will make team selections based on several factors, including geographic proximity, avoiding repeat appearances and match-ups, and regular-season won-loss records.



HOME OF THE ACC

ACC OPENS 2023 SEASON WITH FIVE DAYS OF FOOTBALL

■ The 71st season of ACC Football opens with 12 games over a five-day span throughout the Labor Day Weekend, Aug. 31-Sept. 4. No other league plays across all five days in Week One. This is the fifth time in the last seven years the ACC has played over five consecutive days in Week One.

■ The Labor Day weekend begins on Thursday, Aug. 31, with NC State traveling to UConn and Wake Forest playing host to Elon. On Friday, Sept. 2, Georgia Tech entertains Louisville in the Aflac Kickoff in the first ACC showdown of the 2023 season, and Miami welcomes Miami (Ohio).

■ Saturday's slate is highlighted by the Duke's Mayo Classic between North Carolina and South Carolina at Bank of America Stadium in Charlotte, and Virginia's matchup against Tennessee at Nissan Stadium in Nashville. Other games on Sept. 2 include Northern Illinois at Boston College, NC State at UConn, Wofford at Pitt, Colgate at Syracuse and Old Dominion at Virginia Tech.

■ For the second consecutive season, No. 8 Florida State is featured on Labor Day Sunday in the Camping World Kickoff vs. No. 5 LSU in Orlando, Florida. Last season, the Seminoles posted a thrilling 24-23 victory over the Tigers in New Orleans and went on to win 10 games for the first time since 2016.

■ A Labor Day Monday evening league matchup between Clemson and Duke in Durham, North Carolina, wraps up an eventful opening weekend of ACC football. It is the earliest Clemson and Duke have ever played and just the fourth September meeting between the two schools.

ESPN COLLEGE GAMEDAY HEADED TO CHARLOTTE

■ ESPN College GameDay will broadcast live from Charlotte on Sept. 2 in advance of the Duke's Mayo Classic matchup between North Carolina and South Carolina. Hosted by Rece Davis and joined by analysts Lee Corso, Kirk Herbstreit, Desmond Howard and Pat McAfee, the show will originate from Romare Bearden Park in Uptown Charlotte, just down the street from Bank of America Stadium, where the Tar Heels face off with the Gamecocks at 7:30 p.m., in a matchup on ABC's Saturday Night Football.

■ GameDay has originated from Charlotte three times previously, twice for ACC Championship Games: prior to the 2017 (Clemson vs. Miami) and 2020 (Clemson vs. Notre Dame) contests. The program also came to Charlotte for the 2021 season opener between Clemson and Georgia.

CLEMSON FAVORED IN 2023 ACC PRESEASON POLL

■ Clemson is favored to win the 2023 ACC football title for the eighth time in the last nine years, according to a preseason poll of 176 media voters.

2023 ACC Preseason Poll

1. Clemson (103), 2370
 2. Florida State (67), 2304
 3. North Carolina (5), 1981
 4. NC State (1), 1662
 5. Miami, 1553
 6. Duke, 1511
 7. Pitt, 1511
 8. Louisville, 1344
 9. Wake Forest, 1181
 10. Syracuse, 826
 11. Virginia Tech, 678
 12. Georgia Tech, 633
 13. Boston College, 561
 14. Virginia, 365
- First-place votes in parentheses

CLEMSON HEADLINES PRESEASON ALL-ACC TEAM

■ Clemson leads all programs with seven players on the 27-member 2023 All-Atlantic Coast Conference Preseason Football Team announced on Wednesday.

■ Florida State followed with four selections, while North Carolina had three picks, including sophomore quarterback Drake Maye, who was voted the ACC Preseason Player of the Year.

2023 Preseason All-ACC Football Team

QB: Drake Maye, North Carolina (107)
 RB: Will Shipley, Clemson (169)
 RB: Trey Benson, Florida State (125)
 WR: Johnny Wilson, Florida State (117)
 WR: Tez Walker, North Carolina (51)
 WR: Jalon Calhoun, Duke (49)
 TE: Oronde Gadsden II, Syracuse (89)
 AP: Will Shipley, Clemson (105)
 OT: Graham Barton, Duke (110)
 OT: Matt Goncalves, Pitt (58)
 OG: Christian Mahogany, Boston College (101)
 OG: Javion Cohen, Miami (69)
 C: Bryan Hudson, Louisville (56)

DE: Jared Verse, Florida State (136)
 DE: Donovan Ezeiruaku, Boston College (58)
 DT: Tyler Davis, Clemson (124)
 DT: DeWayne Carter, Duke (97)
 LB: Jeremiah Trotter Jr., Clemson (132)
 LB: Cedric Gray, North Carolina (109)
 LB: Barrett Carter, Clemson (87)
 CB: Fentrell Cypress II, Florida State (88)
 CB: Aydan White, NC State (85)
 S: Kam Kinchens, Miami (117)
 S: Andrew Mukuba, Clemson (46)

PK: Andres Borregales, Miami (70)
 P: Daniel Sparks, Virginia (54)
 SP: Will Shipley, Clemson (68)

Preseason Player of the Year

1. Drake Maye, QB, North Carolina (88)
2. Jordan Travis, QB, Florida State (66)
3. Will Shipley, RB, Clemson (17)
4. Jeremiah Trotter Jr., LB, Clemson (3)
- T5: Riley Leonard, QB, Duke (1)
- T5: Tyler Davis, DT, Clemson (1)

Votes in parentheses
 176 media voters

THREE ACC TEAMS IN PRESEASON TOP 25 POLLS

■ Three ACC teams earned spots in the top 25 of the Preseason Associated Press poll, led by Florida State (No. 8) and Clemson (No. 9) in the top 10. The Seminoles are back in the preseason top 10 for the first time since 2017.

■ The Seminoles and Tigers were joined by North Carolina, which is No. 21. Pitt, Louisville, Duke and NC State received votes.

PRESEASON ALL-AMERICANS

■ DE Jared Verse (Florida State) and S Kam Kinchens (Miami) were named Preseason First-Team All-Americans by the Associated Press.

■ Eight ACC players were named to Preseason AP Second-Team All-America: QB Drake Maye (UNC), OG Christian Mahogany (BC), TE Oronde Gadsden II (Syracuse), All-Purpose Will Shipley (Clemson), DL Tyler Davis (Clemson), LB Jeremiah Trotter Jr. (Clemson), LB Barrett Carter (Clemson) and LB Cedric Gray (UNC).

■ Nine ACC players earned Sporting News Preseason All-America status. Athlete Will Shipley (Clemson), DL Jared Verse (FSU), LB Jeremiah Trotter Jr. (Clemson) and S Kam Kinchens (Miami) earned first-team honors. QB

Drake Maye (UNC), WR Johnny Wilson (FSU), TE Oronde Gadsden II (Syracuse), OL Graham Barton (Duke) and LB Cedric Gray (UNC) notched second-team laurels.

■ Verse, Carter and Kinchens were named to ESPN's Preseason All-America Team.

THE CONFERENCE OF QUARTERBACKS

■ Eight of 14 ACC teams return a quarterback with at least 14 career FBS starts, led by Virginia Tech's Grant Wells with 38. NC State's Brennan Armstrong started 30 games at Virginia prior to transferring and joining the Wolfpack. A Second-Team All-ACC pick last season, Florida State's Jordan Travis has started 27 games.

Name, School	Career Starts
Grant Wells, Virginia Tech*	34
Brennan Armstrong, NC State**	30
Jordan Travis, Florida State	27
Garrett Shrader, Syracuse	25
Tyler Van Dyke, Miami	18
Phil Jurkovec, Pitt***	18
Riley Leonard, Duke	14
Drake Maye, North Carolina	14
*23 starts at Marshall before transferring to VT	
**30 starts at Virginia before transferring to NC State	
***18 starts at Boston College before transferring to Pitt	

NOTING THE SCHEDULE

■ This marks the league's first year under a 3-5-5 scheduling model. Each team will play three primary opponents annually and face the other 10 league teams twice during the four-year cycle, once at home and once on the road. The schedule allows for each team to face all 13 conference opponents home and away at least once over the four-year period.

■ The season schedule will feature 56 league games and 56 non-conference contests. Each team will play eight league contests

■ The new model eliminates divisions with the top two teams based on winning percentage playing in the ACC Football Championship Game on the first Saturday in December. The 2023 schedule includes one open date for each team, and at least one conference contest is scheduled each week.

■ Once again, the ACC's non-conference schedule is arguably the most difficult in the country. In addition to 23 games against Power 5 opponents, the ACC will play 11 non-conference games against teams ranked in the preseason 2023 AP Top 25 poll. Thirteen of the 14 ACC teams play at least one Power 5 non-conference opponent (including Notre Dame), while eight schools – Clemson, Duke, Florida State, Louisville, North Carolina, Pitt, Virginia and Wake Forest – play two.

■ ACC teams will play 27 games against opponents that appeared in a bowl game last year.

Games Against Notre Dame

■ ACC teams will play six non-conference games against Notre Dame in 2023:
 Notre Dame at NC State, Sept. 9 (Raleigh, N.C.)
 Notre Dame at Duke, Sept. 30 (Durham, N.C.)
 Notre Dame at Louisville, Oct. 7 (Louisville, Ky.)
 Pitt at Notre Dame, Oct. 28 (Notre Dame, Ind.)
 Notre Dame at Clemson, Nov. 4 (Clemson, S.C.)
 Wake Forest at Notre Dame, Nov. 18 (Notre Dame, Ind.)

2023 ACC CHAMPIONSHIP GAME SET FOR 8 P.M.

■ The 2023 Atlantic Coast Conference Football Championship Game will kick off at 8 p.m. on ABC on Saturday, Dec. 2, at Bank of America Stadium in Charlotte, North Carolina. The game will feature the top two teams based on regular-season conference winning percentage.

■ This is the 14th time in the last 15 years that the game will be held in primetime. Twelve different teams have competed in the game since it began in 2005. Last season, No. 9 Clemson rolled to a 39-10 win over No. 24 North Carolina for its seventh ACC title in the last eight seasons.

■ Bank of America Stadium, home of the NFL's Carolina Panthers, has been the site of 12 of the last 13 ACC Football Championship Games. In 2018, the ACC and the Charlotte Sports Foundation reached an agreement to keep the game in Charlotte through 2030. Not including the 2020 game, which had limited attendance due to the pandemic, ACC Football Championship Games played at Bank of America Stadium have had an average attendance of nearly 70,000 fans. The ACC has the second-highest average attendance of any Power 5 conference championship game since 2010.

■ The winner of the conference championship game has gone on to play in the National Championship Game or compete in the College Football Playoff in eight of the last 10 seasons, including two teams in 2020. The ACC has the second most CFP appearances of any conference.

ACC COACHING NOTES

■ Two new football coaches have been hired in the ACC for the 2023 season: Georgia Tech's Brent Key and Louisville's Jeff Brohm. Key was hired after going 4-4 as the Yellow Jackets' interim head coach in 2022. Brohm returns to his alma mater after a six-year stint at Purdue.

■ Among active head coaches, the ACC's Dabo Swinney (Clemson), Mack Brown (North Carolina), Mike Norvell (Florida State) and Dave Doeren (NC State) rank among the top 30 in the nation in career winning percentage. Swinney's .805 winning percentage ranks fourth in the nation. Brown is second among all active coaches with 274 victories.

■ Clemson's Dabo Swinney owns 161 career wins, 10th most among active coaches. Swinney joins Bobby Bowden (173) as the only head coaches ever to lead an ACC program to 150 wins.

■ Two of the five active coaches to win a national title reside in the ACC. Dabo Swinney led Clemson to national titles in 2016 and 2018. North Carolina's Mack Brown won a national title at Texas in 2005.

■ Four current league coaches have won ACC Coach of the Year honors - North Carolina's Mack Brown (1996), Clemson's Dabo Swinney (2015 & 2018), Wake Forest's Dave Clawson (2021) and Duke's Mike Elko (2023).

ALBERTO RIVERON NAMED ACC SUPERVISOR OF FOOTBALL OFFICIALS

■ Alberto Riveron is the ACC's new Supervisor of Football Officials. Riveron, who served as the NFL's Senior Vice President of Officiating from 2017-20 and currently works as an NFL Rules analyst, has compiled a distinguished 30-year career as both an on-field official and an officiating administrator in the NCAA and NFL.

■ Among his duties, Riveron is responsible for managing the oversight, supervision, leadership, training and development of an ACC officiating staff that includes on-field officials, instant replay officials, instant replay communicators, position coaches, evaluators and assistant supervisors. He serves as the day-to-day administrator of the ACC's Football Officiating Alliance and develops conference football officiating schedules and assignments.

THE CONFERENCE OF QUARTERBACKS IN THE NFL

■ The ACC led all conferences with 12 quarterbacks to start a game in the NFL last season

Matt Ryan (Boston College) - Indianapolis Colts
 Trevor Lawrence (Clemson) - Jacksonville Jaguars
 Daniel Jones (Duke) - New York Giants
 Jameis Winston (Florida State) - New Orleans Saints
 Teddy Bridgewater (Louisville) - Miami Dolphins
 Lamar Jackson (Louisville) - Baltimore Ravens
 Sam Howell (North Carolina) - Washington Commanders
 Mitchell Trubisky (North Carolina) - Pittsburgh Steelers
 Jacoby Brissett (NC State) - Cleveland Browns
 Russell Wilson (NC State) - Denver Broncos
 Kenny Pickett (Pitt) - Pittsburgh Steelers
 Nate Peterman (Pitt) - Chicago Bears



CORE

■ The ACC Committee for Racial and Social Justice (C.O.R.E.) was created in June 2020 to support the ACC's commitment to social justice and racial equity. Members of C.O.R.E. include conference office staff members and campus representatives from each of the league's 15 institutions. C.O.R.E.'s mission is to promote and encourage racial equity through education, partnerships, engagement and advocacy.

■ Among CORE's accomplishments in 2022-23 were the second annual UNITE Award Class; the ACC's Fall, Winter and Spring UNITY Weeks (theme: "PRIDE, the fight against antisemitism and other causes"); mandatory staff education and the ACC Unity Tour in Washington, D.C., in July, 2023.

■ The ACC conducted a Health and Safety Summit in Durham in May, in partnership with the ACC Healthcare Advisory Group, bringing together athletic trainers, team physicians, dietitians, mental health practitioners, sports performance coaches, and others within the ACC's health and sports performance community to collaborate and to share best practices.

ACC TIEBREAKERS - NEW FOR 2023

The Atlantic Coast Conference Football Champion will be decided by a game between the top two post-season eligible teams.

The two teams with the highest percentage of wins during all regular-season Conference competition shall play in the Championship Game. If three or more such teams are tied with the highest percentage of wins or two or more teams are tied with the second highest percentage of wins, the following tiebreaker procedure shall be administered to determine the representative(s) in the Championship Game.

The team with the highest win percentage, either outright or after application of the tiebreaker, shall be declared the No. 1 seed for the Championship Game.

A. Two-Team Tie

1. Head-to-head competition between the two tied teams.
2. Win-percentage versus all common opponents.
3. Win-percentage versus common opponents based upon their order of finish (overall conference win-percentage, with ties broken) and proceeding through other common opponents based upon their order of finish.
4. Combined win-percentage of conference opponents.
5. The tied team with the higher ranking by the Team Rating Score metric provided by SportSource Analytics following the conclusion of regular season games.
6. The representative shall be chosen by a draw as administered by the Commissioner or Commissioner's designee.

B. Three (or More) Team Tie

Three team (or more) tiebreaker procedure will first be used to identify one Championship Game representative. Once that team is determined, the tiebreaker procedures restart for the remaining tied teams.

1. Combined head-to-head win-percentage among the tied teams if all tied teams are common opponents.
2. If all the tied teams are not common opponents, the tied team that defeated each of the other tied teams.
3. Win-percentage versus all common opponents.
4. Win-percentage versus common opponents based upon their order of finish (overall conference win-percentage, with ties broken) and proceeding through other common opponents based upon their order of finish.
5. Combined win-percentage of conference opponents.
6. The tied team with the highest ranking by the Team Rating Score metric provided by SportSource Analytics following the conclusion of regular season games.
7. The representative shall be chosen by a draw as administered by the Commissioner or Commissioner's designee.

*Note: Conference games against otherwise post-season ineligible teams will always be counted in the league standings and in application of the tie-breaker policies.

NATIONAL CHAMPIONSHIPS

- No conference has won more NCAA national championships in the last two academic years than the ACC. The league's nine titles in 2022-23 shattered the league record of seven, set in 2021-22 and 2009-10.
- The ACC brought home NCAA Championships in 2022-23 in Women's Cross Country (NC State), Field Hockey (North Carolina), Men's Soccer (Syracuse), Women's Swimming & Diving (Virginia), Fencing (Notre Dame), Women's Tennis (North Carolina), Men's Tennis (Virginia), Men's Lacrosse (Notre Dame) and Women's Golf (Wake Forest). In addition, North Carolina women's tennis won the 2023 ITA National Indoor Championship. ACC student-athletes also won 26 individual national titles in 2022-23.
- The ACC has won seven national championships in football, men's basketball, women's basketball and baseball since 2015. The ACC is the only conference to win each of those four titles over that stretch.
- The ACC has won three of the last 10 football national titles and three of the last eight men's basketball national championships (most of any conference).
- Clemson (15-0) won the league's eighth football national championship in 2018 with a 44-16 win over previously unbeaten Alabama. The 28-point margin of victory was the largest over a No. 1 ranked team in ACC history.

ACC SUCCESS IN 2022-23

- Sixteen ACC programs finished the 2021-22 season ranked either No. 1 or No. 2 in their respective sports, and all 15 member schools captured either an ACC championship or ACC regular-season championship.
- Six ACC schools placed among the top 20 of the final Division I LEARFIELD College Directors' Cup standings. Virginia finished fourth and was joined in the top 10 by North Carolina, which placed eighth. Duke (16th), Florida State (17th), NC State (19th) and Notre Dame (20th) completed the ACC's top-20 contingent. Louisville (32nd), Wake Forest (42nd), Syracuse (45th) and Miami (49th) gave the ACC 10 institutions among the top 50. This marks the 21st straight year that four or more ACC schools placed among the top 30 in the final rankings.
- The ACC had the most Honda Award winners of any conference in 2022-23 with four – North Carolina's Fiona Crawley (tennis), Virginia's Kate Douglass (swimming), North Carolina's Erin Matson (field hockey) and NC State's Katelyn Tuohy (cross country).

FOOTBALL SUCCESS

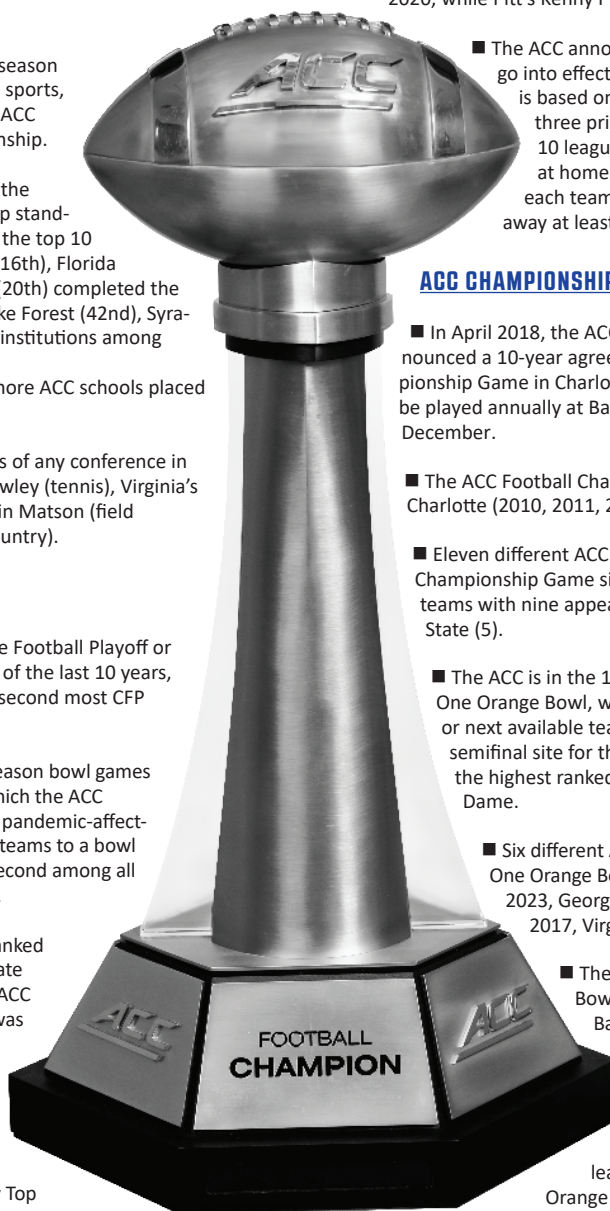
- The ACC has had a team in either the College Football Playoff or the BCS National Championship Game in eight of the last 10 years, including two teams in 2020. The ACC has the second most CFP appearances of any conference.
- The ACC placed nine teams in football postseason bowl games in 2021. It is the 22nd consecutive season in which the ACC earned at least six bowl bids. Not including the pandemic-affected 2020 season, the ACC has sent at least nine teams to a bowl every year since 2016. Since 2013, the ACC is second among all conferences with 100 postseason appearances.
- Three ACC teams finished the 2022 season ranked in the national Top 25. In the AP poll, Florida State finished No. 11, its highest ranking since 2016. ACC Champion Clemson finished No. 13, while Pitt was No. 22. In the Coaches poll, FSU was No. 10, Clemson No. 12 and Pitt No. 22.
- In ESPN's Way Too Early Top 25 for 2023, Florida State leads the ACC at No. 4, followed by No. 15 Clemson and No. 21 North Carolina. Three ACC teams are in The Athletic's Too Early Top 25 – No. 8 Florida State, No. 15 Clemson and No. 20 UNC.

- Led by unanimous first-team All-America defensive tackle Calijah Kancey of Pitt, the ACC placed 11 players – representing six different schools – on NCAA recognized 2022 All-America teams. NC State place-kicker Christopher Dunn was a consensus All-America honoree. Pitt led the league with three selections. The NCAA recognizes the All-America teams selected by AP, FWAA, The Sporting News, AFCA and Walter Camp to determine consensus All-Americans.
- The ACC continued to establish itself as the Conference of Quarterbacks in 2022, and many of the leading players return this season, including nine players with at least 10 career starts, highlighted by 2022 All-ACC honorees Drake Maye of North Carolina (first team) and Devon Travis of Florida State (second team).
- Twelve different quarterbacks from ACC schools started at least one game in the NFL last season – most of any conference.
- Among active head coaches, the ACC's Dabo Swinney (Clemson), Mack Brown (North Carolina), Mike Norvell (Florida State), Dave Doeren (NC State), Pat Narduzzi (Pitt) and Jeff Brohm (Louisville) rank among the top 40 in the nation in career winning percentage. Swinney's .805 winning percentage ranks fourth in the nation. Brown is second among all active coaches with 274 victories, while Swinney is 10th with 161.
- Seven ACC players have finished in the top three of the Heisman Trophy voting in the last 10 years, including 2013 winner Jameis Winston of FSU and 2016 winner Lamar Jackson of Louisville. Clemson's Trevor Lawrence finished second in 2020, while Pitt's Kenny Pickett was third in 2021.

- The ACC announced a new football scheduling model that will go into effect beginning with the 2023 season. The new model is based on a 3-5-5 structure whereby each team will play three primary opponents annually and face the other 10 league teams twice during the four-year cycle, once at home and once on the road. The schedule allows for each team to face all 13 conference opponents home and away at least once during the four-year cycle.

ACC CHAMPIONSHIP GAME & BOWL SUCCESS

- In April 2018, the ACC and the Charlotte Sports Foundation announced a 10-year agreement that will keep the ACC Football Championship Game in Charlotte through the 2030 season. The game will be played annually at Bank of America Stadium on the first Saturday in December.
- The ACC Football Championship Game has sold out five times in Charlotte (2010, 2011, 2015, 2017, 2020).
- Eleven different ACC teams have played in the ACC Football Championship Game since its inception in 2005. Clemson leads all teams with nine appearances, followed by Virginia Tech (6) and Florida State (5).
- The ACC is in the 10th year of a 12-year agreement with the Capital One Orange Bowl, which will host an ACC team – either its champion or next available team – in all years when the Orange Bowl is not a semifinal site for the College Football Playoff. The opponent will be the highest ranked available team from the SEC, Big Ten or Notre Dame.
- Six different ACC teams have played in the prestigious Capital One Orange Bowl since 2013 – Clemson in 2013, 2015 and 2023, Georgia Tech in 2014, Florida State in 2016, Miami in 2017, Virginia in 2019 and North Carolina in 2020.
- The ACC's current bowl lineup includes the Holiday Bowl, Pop-Tarts Bowl, TaxSlayer Gator Bowl, Bad Boy Mowers Pinstripe Bowl, Duke's Mayo Bowl, Tony the Tiger Sun Bowl, Military Bowl, Wasabi Fenway Bowl, Union Home Mortgage Gasparilla Bowl and TicketSmarter Birmingham Bowl. In addition, the ACC will send a team to the Reliaquest Bowl if the league's opponent in a non-semifinal Capital One Orange Bowl is from the Big Ten.



ACC & THE NFL DRAFT

- Since the 2005 season, the ACC has had 666 players chosen in the NFL Draft, including 103 first-round picks, the second highest totals of any conference.
- Four ACC players were selected in the first round of the 2023 NFL Draft in Kansas City, led by Pitt All-America defensive tackle Calijah Kancey who was the No. 19 overall pick to the Tampa Bay Buccaneers. He was joined in the first round by Boston College WR Zay Flowers (22nd, Baltimore Ravens), Clemson DE Myles Murphy (28th, Cincinnati Bengals) and Clemson DT Bryan Bresee (29th, New Orleans Saints). Syracuse OT Matthew Bergeron, GT Edge Keion White and Miami CB Tyrique Stevenson were taken in the second round. Five ACC players were third-round picks, while 20 were selected in rounds four through seven.
- The ACC's 32 picks in 2023 represented 13 different institutions.
- The ACC has had 385 players selected since 2013 - the second-highest total among all conferences - and has had 40 or more players picked in five of the last 10 drafts. The ACC's 45 draftees in 2018 was its third-highest ever.
- Current ACC teams have had a total of nine players chosen as the first overall selection in the NFL Draft. The most recent was Clemson's Trevor Lawrence, who was tabbed first in 2021 by the Jacksonville Jaguars. Miami (Vinny Testaverde, 1987, Tampa Bay; and Russell Maryland, 1991, Dallas) and Virginia Tech (Bruce Smith, 1985, Buffalo; and Michael Vick, 2001, Atlanta) each had two top selections while Clemson (Lawrence, 2021, Jaguars), Florida State (Jameis Winston, 2015, Tampa Bay), NC State (Mario Williams, 2006, Houston), Virginia (Bill Dudley, 1942, Pittsburgh) and Syracuse (Ernie Davis, 1962, Washington) each had one. Also, NC State's Roman Gabriel, the No. 2 overall selection in the 1962 draft, was chosen No. 1 in the AFL Draft by the Oakland Raiders.

ACC STUDENT-ATHLETE PROGRAMS & SERVICES

- The ACC's Committee for Racial and Social Justice (CORE - Champions of Racial Equity) continued its mission to promote and encourage inclusion, racial equity and social justice through education, partnerships, engagement and advocacy.
- Among CORE's accomplishments in 2022-23 were the second annual UNITE Award Class; the ACC's Fall, Winter and Spring UNITY Weeks (theme: "PRIDE, the fight against antisemitism and other causes"); mandatory staff education and the ACC Unity Tour in Washington, D.C. in July, 2023.
- The ACC conducted a Health and Safety Summit in Durham in May, in partnership with the ACC Healthcare Advisory Group, bringing together athletic trainers, team physicians, dietitians, mental health practitioners, sports performance coaches, and others within the ACC's health and sports performance community to collaborate and to share best practices.
- The ACC continued to provide leadership development programming to ACC coaches through the "Coaching the Whole Athlete Academy". The Coaching Academy is an eight-week virtual and immersive development program established by the league office that equips coaches with information, tools, and skills of a humanistic approach to better support the needs of the student-athlete.
- The ACC organized the first ACC Career Trek in Charlotte, NC in May 2022. The trek included 27 student-athletes from 12 ACC schools. The trek allowed student-athletes to explore potential careers. Network with professionals, and gain insights into what employers are seeking in potential candidates.
- The 2021 ACC/Big Ten Basketball Challenge used the series of 28 men's and women's games to bring awareness to the importance of mental health and to help to break down any stigma related to mental health struggles.

ACADEMIC SUCCESS

- A player from a current ACC school has won the William V. Campbell Trophy® five times, including three times in the last nine years. That is the most of any conference over that span. The award recognizes an individual as the absolute best football scholar-athlete in the nation for his combined academic success, football performance and exemplary leadership.
- Eight ACC Football teams earned a graduation success rate (GSR) at or above the FBS average based on the report released by the NCAA last November.
- The ACC remains the only conference to have multiple teams register GSR scores of 90 or higher every year since 2005. Boston College (97), Clemson (92), Duke (95), Louisville (94), Pitt (94) and Wake Forest (93) reached that plateau in this year's report.
- For the 16th consecutive year, the ACC led the way among FBS conferences in the "Best Colleges" rankings released by U.S. News & World Report.
- ACC teams continue to stand out among those from Division I colleges and universities that meet standards and excel academically, as evidenced by the annual Academic Progress Rate (APR) team data released by the NCAA in January 2022. All ACC football, men's basketball, women's basketball and baseball programs exceeded the NCAA's required APR. In football, 12 ACC teams have an APR above the Division I average 968, which is the most among peer conferences).

ACC NETWORK

- ACC Network supports the ACC's 24/7/365 football initiative with year-long coverage throughout its live event and studio coverage, original programming, and content on its social platforms.
- Along with a full slate of season-long football games on ACCN, the network provides wall-to-wall coverage every Saturday throughout the fall. The ACC Huddle, ACCN's franchise football studio show leads into the action with an hour pregame show (11 a.m. – noon ET), provides coverage at halftime and between games, as well as a primetime show leading into ACC Primetime Football and an hour-long postgame show. The ACC Huddle also appears on ACCN around other tentpole football events – ACC Football Kickoff, Pro Days, Signing Day, CFP and select bowl games.
- ACC Huddle and ACC PM took to the road for a number of stops at campuses throughout the 2022 football regular season including North Carolina (vs Florida A&M), Virginia Tech (vs Boston College), Florida State (vs Boston College), NC State (vs Wake Forest), Syracuse (vs Florida State) and Wake Forest (vs Syracuse), in addition to being onsite at the Subway ACC Football Championship Game and the Capital One Orange Bowl.
- For the second consecutive year, ACCN embarked on 14-campus ACC Football Tour throughout August (2022) to kickoff the football season. ACC Football Road Trip featured 14 one-hour shows airing in primetime over three weeks from campuses across the conference. ACC Football Road Trip previewed each team's upcoming season and included exclusive interviews with head coaches and student-athletes, while showcasing unique aspects of those 14 football campuses.
- ACCN's football analyst roster includes four former NFL players Tim Hasselbeck, Mark Herzlich, EJ Manuel and Eddie Royal, College Football Hall of Fame Coach Mark Richt and former Clemson and Georgia Tech standouts Eric Mac Lain and Roddy Jones.
- Notable regular season football viewership on ABC/ESPN
 - Florida State vs LSU (Sept. 4): 7.6M
 - Clemson vs Georgia Tech (Sept. 5): 4.86M
 - Tennessee at Pitt (Sept. 10): 4.46M
 - NC State at Clemson (Oct. 1): 4.98M
 - Clemson at Florida State (Oct. 15): 3.4M
 - Syracuse at Clemson (Oct. 22): 4.75M
 - Florida at Florida State (Nov. 25) 6.71M

2022 ACC FOOTBALL

#ACCFootball @ACCFootball | THEACC.COM

2022 STANDINGS

Atlantic	Overall		ACC		For	Opp	Home	Away	Neut	Streak
	W-L	Pct.	W-L	Pct.						
Clemson	11-3	.786	8-0	1.000	465	292	6-1	4-1	1-1	L 1
Florida State	10-3	.769	5-3	.625	469	268	5-2	3-1	2-0	W 6
Syracuse	7-6	.538	4-4	.500	360	300	5-2	2-3	0-1	L 1
Louisville	8-5	.615	4-4	.500	350	249	5-1	2-4	1-0	W 1
NC State	8-5	.615	4-4	.500	316	249	6-1	2-3	0-1	L 1
Wake Forest	8-5	.615	3-5	.375	469	368	5-2	2-3	1-0	W 1
Boston College	3-9	.250	2-6	.250	213	364	2-4	1-5	0-0	L 2

Coastal	Overall		ACC		For	Opp	Home	Away	Neut	Streak
	W-L	Pct.	W-L	Pct.						
North Carolina	9-5	.643	6-2	.750	482	431	3-3	6-0	0-2	L 4
Pitt	9-4	.692	5-3	.625	407	316	5-2	3-2	1-0	W 5
Duke	9-4	.692	5-3	.625	427	287	5-1	3-3	1-0	W 2
Georgia Tech	5-7	.417	4-4	.500	206	341	2-4	3-3	0-0	L 1
Miami	5-7	.417	3-5	.375	283	321	2-5	3-2	0-0	L 2
Virginia	3-7	.300	1-6	.143	170	240	2-4	1-3	0-0	L 3
Virginia Tech	3-8	.273	1-6	.143	212	272	2-3	1-5	0-0	W 1



2022 ACC Champion Clemson Tigers

2022 ACC FOOTBALL NOTEBOOK

- Clemson posted a 39-10 win over North Carolina in the Subway ACC Football Championship Game to earn its 21st overall ACC title. Clemson freshman quarterback Cade Klubnik completed 20 of 24 passes for 279 yards and a touchdown and ran for another score to earn MVP honors.
- North Carolina won the Coastal Division for the second time in school history. Clemson earned its ninth Atlantic Division title. The 2022 Subway ACC Football Championship Game was the final title game between division champions. A new football scheduling model will go into effect beginning with the 2023 season that eliminates divisions.
- The ACC won five bowl games this season, including the Wasabi Fenway Bowl (Louisville def. Cincinnati, 24-7), the Union Home Mortgage Gasparilla Bowl (Wake Forest def. Missouri, 27-17), the Military Bowl presented by Peraton (Duke def. UCF, 30-13), the Cheez-It Bowl (No. 13 Florida State def. Oklahoma, 35-32) and the Tony the Tiger Sun Bowl (Pitt def. No. 18 UCLA, 37-35). The ACC's five bowl wins were the second-most of Power 5 conferences.
- Not including the pandemic-affected 2020 season, the ACC has sent at least nine teams to a bowl every year since 2016. Since 2013, the ACC is second among all conferences with 100 postseason appearances.
- Three ACC teams finished in the Top 25 of both the AP and AFCA Coaches Polls. In the AP poll, Florida State finished No. 11, Clemson was No. 13 and Pitt was No. 22. Duke was the first team receiving votes and was joined by North Carolina, NC State and Louisville. In the Coaches poll, Florida State was No. 10, Clemson was No. 12 and Pitt was No. 22. Duke, North Carolina, NC State, Wake Forest and Louisville all received votes.
- Three ACC teams were ranked in the final CFP Top 25 rankings - No. 7 Clemson, No. 13 Florida State and No. 23 NC State.
- North Carolina quarterback Drake Maye was voted the 2022 ACC Player of the Year and Rookie of the Year. Pitt's Calijah Kancey was selected the Defensive Player of the

- Year and Florida State defensive end Patrick Payton was selected the Defensive Rookie of the Year. Duke's Mike Elko earned ACC Coach of the Year honors.
- Clemson OL Jordan McFadden was voted the Jacobs Blocking Trophy, Florida State OL Dillan Gibbons was named the Jim Tatum Award winner and Wake Forest QB Sam Hartman was selected the Brian Piccolo Award winner.
- In Wake Forest's Gasparilla Bowl victory over Missouri, QB Sam Hartman became the ACC all-time leader in touchdown passes (110) and total offense (13,822). Hartman and former Clemson QB Tajh Boyd (107) are the only two ACC players with more than 100 career touchdown passes.
- Pitt defensive tackle Calijah Kancey earned unanimous All-America honors, and NC State place-kicker Christopher Dunn was a consensus All-America. The NCAA uses five All-America teams to determine consensus and unanimous status: AP, AFCA, FWAA, Sporting News and the Walter Camp Football Foundation. Kancey was named first team on all five teams and Dunn was first team on four of the five.
- The ACC placed 11 players – representing six different schools – on NCAA recognized 2022 All-America teams. Pitt led the league with three selections - Kancey, RB Israel Abanikanda and DB Erick Hallett II. Clemson, North Carolina and NC State had two players each on at least one All-America team, followed by Boston College and Miami with one apiece.
- Florida State's Dillan Gibbons won the 2022 Wuerffel Trophy for outstanding community service combined with athletic and academic achievement. Gibbons is the first ACC player to win the award, which was created in 2005. Gibbons was also named captain of the Allstate AFCA Good Works Team.
- North Carolina wide receiver Tylee Craft was named the recipient of the 2022 Disney Spirit Award just eight months after nearly losing his life to lung cancer. The Disney Spirit Award goes to the most inspirational figure in college football.

- NC State's Christopher Dunn won the 2022 Lou Groza Award as the nation's top place-kicker. Dunn is the third ACC player in the last five years to win the honor. He is the second Wolfpack kicker to earn the honor, joining Marc Primanti (1996). In 2022, Dunn became the ACC career record-holder with 93 field goals and 479 points.
 - North Carolina QB Drake Maye was named Freshman Player of the Year by the Football Writers Association of America. A redshirt freshman, Maye was also named a member of the FWAA Freshman All-America team along with Clemson OL Blake Miller and Virginia Tech DB Mansoor Delane.
 - Pitt football student-athlete Deslin Alexandre was named the male recipient of the Coach Wooden Citizenship Cup, an award given to the most outstanding role models among athletes. Named after legendary UCLA basketball coach John Wooden, the Coach Wooden Citizenship Cup is presented to six distinguished athletes for their character and leadership, both on and off the field.
 - Boston College claimed a share of the 2022 AFCA Academic Achievement Award for a perfect 100 Graduation Success Rate. The award marked the fifth for BC and first since 2004. BC earned a score of 100 for its complete graduation of its 2015 freshman class.
 - The National Football Foundation (NFF) & College Hall of Fame announced Jan. 9 the 2023 College Football Hall of Fame Class, which includes four players and two coaches representing the ACC. Boston College linebacker Luke Kuechly, Miami offensive tackle Bryant McKinnie, Syracuse defensive end Dwight Freeney, Virginia Tech defensive lineman Corey Moore were named to the 2023 class and will be joined by former Georgia Tech head coach Paul Johnson and former Miami head coach and current ACC Network personality Mark Richt.
- KANCEY, DUNN EARN CONSENSUS ALL-AMERICA HONORS**
- Pitt defensive tackle Calijah Kancey has been named a unanimous All-America, and NC State place-kicker Christopher Dunn has earned consensus All-America honors. The NCAA uses five All-America teams to determine consensus and unanimous status: Associated Press, AFCA,

Football Writers Association of America (FWAA), Sporting News and the Walter Camp Football Foundation. Kancey was named first team on all five teams and Dunn was first team on four of the five.

■ The ACC placed 11 players – representing six different schools – on NCAA recognized 2022 All-America teams. Pitt led the league with three selections - Kancey, RB Israel Abanikanda and DB Erick Hallett II. Clemson, North Carolina and NC State had two players each on at least on All-America team, followed by Boston College and Miami with one apiece.

ACC RECORD SETTERS

■ NC State place-kicker Christopher Dunn became the ACC career record-holder in 2022 and finished his career with 97 field goals. He surpassed Florida State's Dustin Hopkins who had 88 from 2009-12. Dunn also converted 200 of 200 career extra point attempts. He is the only player in ACC history to make 100 percent of his extra points with at least 200 attempts. Roberto Aguayo, Florida State, 2013-15 (made 198 of 198) and Nick Sciba, Wake Forest, 2018-21 (made 193 of 193) are the only other players in league history with 100 percent made and at least 190 attempts.

■ Dunn also became the ACC career record for points in 2022 and finished his career with 491 points. He surpassed Clemson running back Travis Etienne's previous mark of 468 points.

■ Clemson place-kicker B.T. Potter holds the ACC career record with 234 extra points made. Earlier this year, he moved past Clemson kicker Greg Huegel who made 218 from 2015-18.

RECORD BREAKER - SAM HARTMAN, WF

■ Wake Forest QB Sam Hartman completed his career as the ACC's all-time leader in touchdown passes (110) and total offense (13,822). He moved past former Clemson quarterback Tajh Boyd (2010-13) who previously held the mark for touchdown passes with 107. Hartman and Boyd are the only two ACC players with more than 100 career touchdown passes.

Career Passing Touchdowns

Rk. Player, School	Years	TDs
1. Sam Hartman, WF	2018-22	110
2. Tajh Boyd, Clemson	2010-13	107
3. Philip Rivers, NC State	2000-03	95
4. Sam Howell, North Carolina	2019-21	92
5. Deshaun Watson, Clemson	2014-16	90
Trevor Lawrence, Clemson	2018-20	90
7. Kenny Pickett, Pitt	2017-21	81
8. Chris Weinke, Florida State	1997-00	79
9. Russell Wilson, NC State	2008-10	76
10. Jacory Harris, Miami	2008-11	70
Malik Cunningham, UL	2018-22	70

■ Hartman was one of just six players in the country with 30-or-more touchdown passes in 2022, and he played the fewest number of games. Hartman averaged more than three TD passes per game.

■ Hartman has accounted for at least one touchdown in 34-straight games, which is the longest active streak in the nation.

■ Hartman is Wake Forest's all-time passing leader and threw for 12,967 career passing yards, which ranks second in ACC history.

Career Passing Yards

Rk. Player, School	Years	Yards
1. Philip Rivers, NC State	2000-03	13,484
2. Sam Hartman, Wake Forest	2018-22	12,967
3. Kenny Pickett, Pitt	2017-21	12,303

4. Tajh Boyd, Clemson	2010-13	11,904
5. Ryan Finley, NC State	2016-18	10,505
6. Sam Howell, North Carolina	2018-21	10,283
7. Deshaun Watson, Clemson	2014-16	10,163
8. Trevor Lawrence, Clemson	2018-20	10,098
9. Thaddeus Lewis, Duke	2006-09	10,065
10. Brad Kaaya, Miami	2014-16	9,968

■ Wake Forest's Sam Hartman finished his ACC career as the league's all-time leader in total offense (13,822). Louisville's Malik Cunningham finished his career sixth overall.

Career Total Offense

Rk. Player, School	Years	Yards
1. Sam Hartman, Wake Forest	2018-22	13,822
2. Philip Rivers, NC State	2000-03	13,582
3. Lamar Jackson, Louisville	2015-17	13,175
4. Kenny Pickett, Pitt	2017-21	13,112
5. Tajh Boyd, Clemson	2010-13	13,069
6. Malik Cunningham, UL	2018-22	12,842
7. Deshaun Watson, Clemson	2014-16	12,097
8. Ryan Finley, NC State	2014-18	11,529
9. Eric Dungey, Syracuse	2015-18	11,333
10. Sam Howell, North Carolina	2018-21	11,292

RECORD BREAKER - MALIK CUNNINGHAM, UL

Louisville's Malik Cunningham has tied Lamar Jackson (UL, 2015-17) for the most rushing touchdowns by a QB in ACC history (50).

Career Rushing Touchdowns

Rk. Player, School	Years	TDs
1. Travis Etienne, Clemson	2017-20	70
2. James Conner, Pitt	2013-14,16	52
3. Lamar Jackson, Louisville	2015-17	50
Malik Cunningham, UL	2018-22	50
5. Ted Brown, NC State	1975-78	49

Career Rushing Touchdowns by a Quarterback

Rk. Player, School	Years	TDs
1. Lamar Jackson, Louisville	2015-17	50
Malik Cunningham, UL	2018-22	50
3. Tevin Washington, Georgia Tech	2009-12	38

Career Rushing Yards by a Quarterback

Rk. Player, School	Years	TDs
1. Lamar Jackson, Louisville	2015-17	4,132
2. Malik Cunningham, UL	2018-22	3,179
3. Joshua Nesbitt, Georgia Tech	2007-10	2,806
4. Woodrow Dantzler, Clemson	1998-01	2,761
5. Marquise Williams, UNC	2012-15	2,458

RECORD CHASE - DRAKE MAYE, UNC

■ North Carolina freshman QB Drake Maye had 38 TD passes in 2022, which tied the UNC single-season school record and ranks fifth in the ACC for a season. He tied former UNC QB Sam Howell, who also had 38 in 2019.

■ Maye's 38 TDs were the third most in ACC history by an ACC freshman quarterback. Florida State's Jameis Winston holds the ACC single-season freshman record with 40 in 2013 and North Carolina's Sam Howell had 38 in his freshman season in 2019.

Rk. Player, School, Class Year Pass TDs

1. Kenny Pickett, Pitt, Sr.	2021	42
2. Deshaun Watson, Clemson, Jr.	2016	41
3. Jameis Winston, Florida State, Fr.	2013	40
4. Sam Hartman, Wake Forest, Jr.	2021	39
5. Sam Howell, North Carolina, Fr.	2019	38
Drake Maye, North Carolina, Fr.	2022	38
7. Tajh Boyd, Clemson, Jr.	2012	36
Trevor Lawrence, Clemson, So.	2019	36
9. Deshaun Watson, Clemson, So.	2015	35
Devin Leary, NC State, So.	2021	35

■ Maye was responsible for 45 touchdowns in 2022 (38 pass, 7 rush) to set the ACC freshman record for most TDs responsible for. The previous mark of 44 was held by Florida State's Jameis Winston in 2013 (40 pass, 4 rush).

THE CONFERENCE OF QUARTERBACKS

■ Highest QBR in ACC this Season	
7. Jordan Travis, Florida State	85.3
10. Drake Maye, North Carolina	82.7
19. Sam Hartman, Wake Forest	75.3
28. Riley Leonard, Duke	72.9
34. Malik Cunningham, Louisville	70.7
39. Garrett Shrader, Syracuse	69.0

■ The ACC led all conferences with 12 quarterbacks to start a game in the NFL this year.

Matt Ryan (Boston College) - Indianapolis Colts
Trevor Lawrence (Clemson) - Jacksonville Jaguars
Daniel Jones (Duke) - New York Giants
Jameis Winston (Florida State) - New Orleans Saints
Teddy Bridgewater (Louisville) - Miami Dolphins
Lamar Jackson (Louisville) - Baltimore Ravens
Sam Howell (North Carolina) - Washington Commanders
Mitchell Trubisky (North Carolina) - Pittsburgh Steelers
Jacoby Brissett (NC State) - Cleveland Browns
Russell Wilson (NC State) - Denver Broncos
Kenny Pickett (Pitt) - Pittsburgh Steelers
Nate Peterman (Pitt) - Chicago Bears

AFCA GOOD WORKS TEAM

■ Three ACC student-athletes – the most of any conference – were selected to the 2022 Allstate American Football Coach Association (AFCA) Good Works Team. Duke's DeWayne Carter, Florida State's Dillon Gibbons and Pitt's Deslin Alexandre. Gibbons was voted captain of the team.

ACC COACHING NOTES

■ Four new football coaches joined the ACC for the 2022 season: Duke's Mike Elko, Miami's Mario Cristobal, Virginia's Tony Elliott and Virginia Tech's Brent Pry. Georgia Tech's Brent Key, who took over on an interim basis in the middle of the 2022 season, was named the Yellow Jackets' permanent head coach on Nov. 29.

■ Among active head coaches, the ACC's Dabo Swinney (Clemson), Mack Brown (North Carolina), Mike Norvell (Florida State) and Dave Doeren (NC State) rank among the top 35 in the nation in career winning percentage. Swinney's .805 winning percentage ranks fourth in the nation. Brown is second among all active coaches with 274 victories.

■ Clemson head coach Dabo Swinney and former FSU coach Bobby Bowden are the only head coaches to lead an ACC program to 150 wins. Swinney and Bowden each have and ACC-record 11 bowl victories. Swinney has 161 wins, which is 12 shy of Bobby Bowden's ACC record.

■ Two of the five active coaches to win a national title reside in the ACC. Dabo Swinney led Clemson to national titles in 2016 and 2018. North Carolina's Mack Brown won a national title at Texas in 2005.

GEORGIA TECH, LOUISVILLE HIRE NEW HEAD COACHES

■ Brent Key, a Georgia Tech alumnus and football letterwinner, was officially named the 21st head coach in Tech football history on Nov. 29, 2022. Key takes the reins of the program after leading the Yellow Jackets to a 4-4 record over the final eight games of the 2022 season as interim head coach.

■ Jeff Brohm, one of the most accomplished signal-callers in school history, was named Louisville's head coach on Dec. 8, 2022. The 24th head coach in school history, Brohm's No. 11 jersey is one of 26 to be honored by the program throughout its history. In nine seasons as a head coach, Brohm boasts a career record of 66-44.

**PLAYER OF THE YEAR**

Drake Maye, North Carolina, 46
 Israel Abanikanda, Pittsburgh, 9
 Zay Flowers, Boston College, 4
 Jordan Travis, Florida State, 3
 Sam Hartman, Wake Forest, 2
 Calijah Kancey, Pittsburgh, 1

OFFENSIVE PLAYER OF THE YEAR

Drake Maye, North Carolina, 47
 Israel Abanikanda, Pittsburgh, 9
 Zay Flowers, Boston College, 4
 Jordan Travis, Florida State, 3
 Sam Hartman, Wake Forest, 2

DEFENSIVE PLAYER OF THE YEAR

Calijah Kancey, Pittsburgh, 19
 Yasir Abdullah, Louisville, 17
 Drake Thomas, NC State, 9
 Jared Verse, Florida State, 7
 Charlie Thomas, Georgia Tech, 4
 Cedric Gray, North Carolina, 4
 Kam Kinchens, Miami, 3
 Tyler Davis, Clemson, 1
 Myles Murphy, Clemson, 1

ROOKIE OF THE YEAR

Drake Maye, North Carolina, 61
 Antonio Williams, Clemson, 2
 Patrick Payton, Florida State, 1
 Clayton Powell-Lee, Georgia Tech, 1

OFFENSIVE ROOKIE OF THE YEAR

Drake Maye, North Carolina, 62
 Antonio Williams, Clemson, 3

DEFENSIVE ROOKIE OF THE YEAR

Patrick Payton, Florida State, 34
 Mansoor Delane, Virginia Tech, 26
 Clayton Powell-Lee, Georgia Tech, 5

JACOBS BLOCKING TROPHY (TOP BLOCKER)

Jordan McFadden, OT, Clemson

JIM TATUM AWARD (TOP SENIOR STUDENT-ATHLETE)

Dillan Gibbons, OG, Florida State

BRIAN PICCOLO AWARD (MOST COURAGEOUS)

Sam Hartman, QB, Wake Forest

2022 ALL-ACC FOOTBALL TEAMS**First-Team All-ACC****Offense**

QB - Drake Maye, North Carolina, 177
 RB - Israel Abanikanda, Pitt, 187
 RB - Will Shipley, Clemson, 164
 WR - Zay Flowers, Boston College, 184
 WR - Josh Downs, North Carolina, 184
 WR - A.T. Perry, Wake Forest, 167
 TE - Oronde Gadsden, Syracuse, 127
 AP - Will Shipley, Clemson, 166
 OT - Jordan McFadden, Clemson, 159
 OT - Graham Barton, Duke, 132
 OG - Dillan Gibbons, Florida State, 131
 OG - Chandler Zavala, NC State, 119 (tie)
 OG - Marcus Minor, Pitt, 119 (tie)
 C - Grant Gibbons, NC State, 132

Defense

DE - Jared Verse, Florida State, 163
 DE - Myles Murphy, Clemson, 112
 DT - Calijah Kancey, Pitt, 160
 DT - Tyler Davis, Clemson, 116
 LB - Cedric Gray, North Carolina, 128
 LB - Yasir Abdullah, Louisville, 116
 LB - SirVocea Dennis, Pitt, 116
 CB - Aydan White, NC State, 117
 CB - Anthony Johnson, Virginia, 84
 S - Kam Kinchens, Miami, 139
 S - Jammie Robinson, Florida State, 129

Specialists

PK - Christopher Dunn, NC State, 177
 P - Lou Hedley, Miami, 133
 SP - Will Shipley, Clemson, 131

Second-Team All-ACC**Offense**

QB - Jordan Travis, Florida State, 98
 RB - Sean Tucker, Syracuse, 140
 RB - Trey Benson, Florida State, 137
 WR - Jared Wayne, Pitt, 114
 WR - Tyler Hudson, Louisville, 109
 WR - Johnny Wilson, Florida State, 81
 TE - Will Mallory, Miami, 94
 AP - Josh Downs, North Carolina, 81
 OT - Matthew Bergeron, Syracuse, 114
 OT - Robert Scott, Florida State, 69
 OG - Sean Maginn, Wake Forest, 88
 OG - Caleb Chandler, Louisville, 81
 C - Bryan Hudson, Louisville, 57

Defense

DE - K.J. Henry, Clemson, 80
 DE - Donovan Ezeiraku, Boston College, 75
 DT - DeWayne Carter, Duke, 95
 DT - Bryan Bresee, Clemson, 61
 LB - Drake Thomas, NC State, 108
 LB - Nick Jackson, Virginia, 75
 LB - Ayinde Eley, Georgia Tech, 70
 CB - Fentrell Cypress, Virginia, 69
 CB - Storm Duck, North Carolina, 65
 S - Tanner Ingle, NC State, 91
 S - Erick Hallett II, Pitt, 83

Specialists

PK - B.T. Potter, Clemson, 86
 P - Daniel Sparks, Virginia, 97
 SP - M.J. Devonshire, Pitt, 89

Third-Team All-ACC**Offense**

QB - Sam Hartman, Wake Forest, 82
 RB - Henry Parrish, Jr., Miami, 49
 RB - Justice Ellison, Wake Forest, 38
 WR - Jalon Calhoun, Duke, 68
 WR - Antoine Green, North Carolina, 56
 WR - Keytaon Thompson, Virginia, 50
 TE - Davis Allen, Clemson, 52
 AP - Sean Tucker, Syracuse, 64
 OT - Matt Goncalves, Pitt, 66
 OT - Asim Richards, North Carolina, 62
 OG - D'Mitri Emmanuel, Florida State, 57
 OG - Jake Kradel, Pitt, 50
 C - Will Putnam, Clemson, 51

Defense

DE - Yaya Diaby, Louisville, 65
 DE - Keion White, Georgia Tech, 44
 DT - Kobie Turner, Wake Forest, 53
 DT - Cory Durden, NC State, 44
 LB - Charlie Thomas, Georgia Tech, 63
 LB - Trenton Simpson, Clemson, 58
 LB - Mikel Jones, Syracuse, 55
 CB - Kei'Trel Clark, Louisville, 64
 CB - Tyrique Stevenson, Miami, 42
 S - Darius Joiner, Duke, 63
 S - LaMiles Brooks, Georgia Tech, 47

Specialists

PK - James Turner, Louisville, 72
 P - Ben Kiernan, North Carolina, 53
 SP - Jalon Calhoun, Duke, 74

Honorable-Mention All-ACC

QB - Riley Leonard, Duke, 22
 RB - Treshaun Ward, Florida State, 31
 RB - Tiyon Evans, Louisville, 30
 WR - Thayer Thomas, NC State, 43
 WR - Nate McCollum, Georgia Tech, 37
 WR - Kaleb Smith, Virginia Tech, 22
 WR - Jahmal Banks, Wake Forest, 21
 WR - Antonio Williams, Clemson, 15
 TE - Bryson Nesbit, North Carolina, 44
 TE - Marshon Ford, Louisville, 27
 AP - Jalon Calhoun, Duke, 32
 AP - Hassan Hall, Georgia Tech, 18
 OT - DeVonte Gordon, Wake Forest, 38
 OT - Renato Brown, Louisville, 32
 OT - DJ Scaife, Jr., Miami, 31
 OT - Timothy McKay, NC State, 30
 OT - Silas Dzansi, Virginia Tech, 21
 OG - Walker Parks, Clemson, 48
 OG - Marcus Tate, Clemson, 38
 OG - Loic Ngassam Nya, Wake Forest, 19
 OG - Jalen Rivers, Miami, 16
 C - Michael Jurgens, Wake Forest, 44
 C - Corey Gaynor, North Carolina, 26
 C - Maurice Smith, Florida State, 25
 C - Jacob Monk, Duke, 25
 C - Jake Kradel, Pitt, 21
 DE - TyJuan Garbutt, Virginia Tech, 38
 DE - Akheem Mesidor, Miami, 36
 DE - Chico Bennett, Virginia, 35
 DE - Jashene Davis, Wake Forest, 21
 DE - Deslin Alexandre, Pitt, 19
 DE - Rondell Bothroyd, Wake Forest, 17
 DT - Fabien Lovett, Florida State, 36
 DT - Leonard Taylor III, Miami, 34
 DT - Aaron Faumui, Virginia, 22
 DT - Ruke Orhorhoro, Clemson, 18
 DT - Robert Cooper, Florida State, 17
 DT - Chibueze Onwuka, Boston College, 16
 DT - Ashton Gillotte, Louisville, 15
 LB - Jeremiah Trotter Jr., Clemson, 51
 LB - Isaiah Moore, NC State, 48
 LB - Ryan Smenda, Jr., Wake Forest, 45
 LB - Barrett Carter, Clemson, 36
 LB - Shaka Heyward, Duke, 34
 LB - Payton Wilson, NC State, 25
 LB - Dax Hollifield, Virginia Tech, 22
 LB - Momo Sanogo, Louisville, 20
 LB - Tatum Bethune, Florida State, 19
 LB - Power Echols, North Carolina, 17
 LB - Marlowe Wax, Syracuse, 16
 LB - Vinny DePalma, Boston College, 15
 CB - Duce Chestnut, Syracuse, 39
 CB - Elijah Jones, Boston College, 37
 CB - M.J. Devonshire, Pitt, 33
 CB - Zamari Walton, Georgia Tech, 27
 CB - Garrett Williams, Syracuse, 26
 CB - Marquis Williams, Pitt, 26
 CB - Sheridan Jones, Clemson, 25
 CB - Renardo Green, Florida State, 24
 CB - Nate Wiggins, Clemson, 24
 CB - Josh DeBerry, Boston College, 23
 CB - Mansoor Delane, Virginia Tech, 19
 CB - Tyler Baker-Williams, NC State, 17
 S - Brandon Hill, Pitt, 37
 S - Andrew Mukuba, Clemson, 34
 S - Ja'Had Carter, Syracuse, 33
 S - Jaiden Woodbey, Boston College, 25
 S - Brandon Johnson, Duke, 22
 S - Jalyn Phillips, Clemson, 17
 PK - Andres Borregales, Miami, 17
 P - Mark Vassett, Louisville, 45
 P - Porter Wilson, Duke, 16
 SP - Mycah Pittman, Florida State, 59
 SP - Tucker Holloway, Virginia Tech, 26



DRAKE MAYE, QB, NORTH CAROLINA - OFFENSIVE & OVERALL PLAYER OF THE YEAR
CALIJAH KANCEY, DT, PITT - DEFENSIVE PLAYER OF THE YEAR

North Carolina redshirt freshman quarterback Drake Maye was voted the 2022 ACC Football Player of the Year. Pitt junior defensive tackle Calijah Kancey was selected as the ACC Defensive Player of the Year in voting by a 65-member voting panel consisting of 51 selected media and the conference's 14 head coaches.

Maye, who hails from Huntersville, North Carolina, Maye completed 342-of-517 passes (66.2%) for 4,321 yards and 38 TDs, while rushing for 698 yards and seven TDs during the 2022 campaign. He is just the sixth QB since 2010 to post 4,000 pass yards, 35 pass TDs, 650 rush yards, and seven rush TDs in a season.

Also voted the ACC Offensive Player of the Year and ACC Rookie of the Year for the 2022 season, Maye became the only conference player in the last 25 years to register at least 300 passing yards and 50 rushing yards in four consecutive games. He was voted the ACC Quarterback of the Week six times during the regular season.

A unanimous All-America selection in 2022, Pitt's Kancey was the only student-athlete in the country who was named a finalist for both the 2022 Outland Trophy (presented to the nation's top interior lineman) and the Bronko Nagurski Trophy (presented to the nation's top defensive player).

The 6-foot, 280-pound Miami native was one of college football's most dominant players regardless of position during the 2022 season, compiling 31 tackles, 14.5 tackles for loss and 7.5 sacks in 11 games played.

2022 ACC ALL-AMERICANS

(The NCAA recognizes five outlets to determine its consensus All-Americans, including the Walter Camp Football Foundation, The Associated Press, the Football Writers Association of America and the American Football Coaches Association and Sporting News)

Boston College

Zay Flowers – AP 3rd Team

Clemson

Jeremiah Trotter Jr., AP 2nd Team

Tyler Davis, FWAA 2nd Team

Miami

Kam Kinchens, AP 1st Team, The Sporting News 1st Team

North Carolina

Josh Downs, AP 2nd Team, FWAA 2nd Team

Cedric Gray, The Sporting News 2nd Team

NC State

Christopher Dunn, AP, AFCA, FWAA, TSN, WC 1st Team

Joe Shimko, AFCA 2nd Team

Pitt

Israel Abanikanda, AP 3rd Team, FWAA 2nd Team

Erick Hallett II, FWAA 2nd Team

Calijah Kancey, AP, AFCA, FWAA, TSN, WC 1st Team

2022 ACC PLAYER OF THE YEAR

Name, Pos., School	Votes
Drake Maye, QB, North Carolina	46
Israel Abanikanda, RB, Pitt	9
Zay Flowers, WR, Boston College	4
Jordan Travis, QB, Florida State	3
Sam Hartman, QB, Wake Forest	2
Calijah Kancey, DT, Pitt	1

2022 ACC OFFENSIVE PLAYER OF THE YEAR

Name, Pos., School	Votes
Drake Maye, QB, North Carolina	47
Israel Abanikanda, RB, Pitt	9
Zay Flowers, WR, Boston College	4
Jordan Travis, QB, Florida State	3
Sam Hartman, QB, Wake Forest	2

ACC PLAYER OF THE YEAR, 1954-2022

School	No.	Last Player	Year
Clemson	12	Trevor Lawrence	2020
Duke	10	Robert Baldwin	1994
North Carolina	7	Drake Maye	2022
NC State	7	Philip Rivers	2003
Virginia	7	Matt Schaub	2002
Florida State	6	Jameis Winston	2013
Wake Forest	4	Chris Barclay	2005
Maryland	4	E.J. Henderson	2001
Virginia Tech	3	David Wilson	2011
Georgia Tech	3	Jonathan Dwyer	2008
South Carolina	2	Billy Gambrell	1962
Louisville	2	Lamar Jackson	2017
Pitt	2	Kenny Pickett	2021
Boston College	1	Matt Ryan	2007

2022 ACC DEFENSIVE PLAYER OF THE YEAR

Name, Pos., School	Votes
Calijah Kancey, DT, Pitt	19
Yasir Abdullah, LB, Louisville	17
Drake Thomas, LB, NC State	9
Jared Verse, DE, Florida State	7
Charlie Thomas, LB, Georgia Tech	4
Cedric Gray, LB, North Carolina	4
Kam Kinchens, S, Miami	3
Tyler Davis, DT, Clemson	1
Myles Murphy, DE, Clemson	1

ACC DEFENSIVE PLAYER OF THE YEAR, 1993-2022

School	No.	Last Player	Year
Florida State	8	Jermaine Johnson II	2021
Clemson	7	Isaiah Simmons	2019
Maryland	3	D'Qwell Jackson	2005
Boston College	2	Luke Kuechly	2011
NC State	2	Bradley Chubb	2017
Pitt	2	Calijah Kancey	2022
Virginia	2	Chris Long	2007
Duke	1	Jeremy Cash	2015
Georgia Tech	1	Derrick Morgan	2009
North Carolina	1	Marcus Jones	1995
Notre Dame	1	Jeremiah Owusu-Koramoah	2021



DRAKE MAYE, QB, NORTH CAROLINA - OFFENSIVE & OVERALL ROOKIE OF THE YEAR
PATRICK PAYTON, DE, FLORIDA STATE - DEFENSIVE ROOKIE OF THE YEAR

North Carolina redshirt freshman quarterback Drake Maye was voted the 2022 ACC Rookie of the Year, while Florida State defensive end Patrick Payton earned the league's Defensive Rookie of the Year honor.

Maye, who hails from Huntersville, North Carolina, Maye completed 342-of-517 passes (66.2%) for 4,321 yards and 38 TDs, while rushing for 698 yards and seven TDs during the 2022 campaign. He is just the sixth QB since 2010 to post 4,000 pass yards, 35 pass TDs, 650 rush yards, and seven rush TDs in a season.

Also voted the ACC Offensive Rookie of the Year, Maye became the only conference player in the last 25 years to register at least 300 passing yards and 50 rushing yards in four consecutive games. He was voted the ACC Quarterback of the Week six times during the regular season.

Florida State's Payton made a definite impact as he helped the Seminoles to a 10-3 finish and a spot in a bowl game for the first time since 2019. Earning a place in the regular rotation at defensive end, this Miami native registered 31 total tackles, including 5.0 sacks and 6.0 total tackles for loss. Three pass breakups, a quarterback hurry and a forced fumble added to his banner college debut year.

Payton was part of a Seminole defensive unit that ranked first in the ACC in total defense, and passing defense and third in scoring defense, limiting opponents to averages of 307 total yards, 165.4 passing yards and 20.6 points per game.



MIKE ELKO, DUKE - COACH OF THE YEAR

Duke's Mike Elko was voted the ACC Football Coach of the Year in his first season at the helm after leading the Blue Devils to eight regular-season wins and a tie for second place in the Coastal Division.

Elko was the overwhelming choice of a 65-member voting panel after Duke defied the ACC Kickoff preseason media poll that predicted a second-straight last-place division finish.

Under Elko's watch, the Blue Devils immediately returned as contenders for the division title with a 5-3 league record and earned bowl eligibility with an 8-4 overall regular-season mark. The turnaround came one season after Duke posted a 3-9 overall record that included an 0-8 mark in ACC play.

Elko, who took the reins in Durham following two decades as a successful defensive coordinator at the collegiate level, became the first Duke head coach to win eight games in his first season since Fred Goldsmith did so in 1994 (8-4). Duke's five ACC wins were the most for the Blue Devils since 2014.

Duke secured five spots on the 2022 All-ACC teams, and six more Blue Devils earned honorable mentions. Elko's balanced squad finished the regular season ranked fourth among ACC teams in total offense and sixth in scoring defense.

2022 ACC ROOKIE OF THE YEAR

Name, Pos., School	Votes
Drake Maye, QB, North Carolina	61
Antonio Williams, WR, Clemson	2
Patrick Payton, DE, Florida State	1
Clayton Powell-Lee, S, Georgia Tech	1

2022 ACC OFFENSIVE ROOKIE OF THE YEAR

Name, Pos., School	Votes
Drake Maye, QB, North Carolina	62
Antonio Williams, WR, Clemson	3

ACC ROOKIE OF THE YEAR, 1993-2022

School	No.	Last Player	Year
NC State	9	Russell Wilson	2008
Clemson	7	Trevor Lawrence	2018
Georgia Tech	6	Calvin Johnson	2004
North Carolina	6	Drake Maye	2022
Florida State	5	Deondre Francois	2013
Wake Forest	4	Josh Adams	2007
Miami	3	Tyler Van Dyke	2021
Virginia	2	Ronde Barber	1994
Pitt	1	Jordan Whitehead	2015
Boston College	1	AJ Dillon	2017
Maryland	1	Danny O'Brien	2010
Notre Dame	1	Kyren Williams	2020
Virginia Tech	1	Ryan Williams	2009
Duke	1	Ben Bennett	1980

2022 ACC DEFENSIVE ROOKIE OF THE YEAR

Name, Pos., School	Votes
Patrick Payton, DE, Florida State	34
Mansoor Delane, CB, Virginia Tech	26
Clayton Powell-Lee, S, Georgia Tech	5

ACC DEFENSIVE ROOKIE OF THE YEAR, 2007-2022

School	No.	Last Player	Year
Clemson	3	Andrew Mukuba	2021
Florida State	3	Patrick Payton	2022
Miami	2	Gregory Rousseau	2019
Virginia	2	Brenton Nelson	2017
Pitt	1	Jordan Whitehead	2015
Virginia Tech	1	Kendall Fuller	2012
Wake Forest	1	Merrill Noel	2011
Boston College	1	Luke Kuechly	2009
North Carolina	1	Deunta Williams	2007
Syracuse	1	Andre Cisco	2018

2022 ACC COACH OF THE YEAR

Name, School	Votes
Mike Elko, Duke	44
Mike Norvell, Florida State	18
Brent Key, Georgia Tech	1
Mack Brown, North Carolina	1
Dabo Swinney, Clemson	1

ACC COACH OF THE YEAR, 1975-2022

School	No.	Last Coach	Year
Clemson	10	Dabo Swinney	2018
Duke	9	Mike Elko	2022
Virginia	9	Mike London	2011
Wake Forest	9	Dave Clawson	2021
Maryland	8	Ralph Friedgen	2010
Georgia Tech	7	Paul Johnson	2014
NC State	6	Dick Sheridan	1986
North Carolina	4	Mack Brown	1996
Notre Dame	1	Brian Kelly	2020
Virginia Tech	3	Justin Fuente	2016
Florida State	2	Bobby Bowden	1997
Louisville	1	Scott Satterfield	2019
Miami	1	Mark Richt	2017
South Carolina	1	Paul Dietzel	1969



JORDAN MCFADDEN, OT, CLEMSON - JACOBS BLOCKING TROPHY

Clemson offensive tackle Jordan McFadden was voted the winner of the 2022 Jacobs Blocking Trophy.

The Jacobs Blocking Trophy has been awarded annually since 1953 to the player selected most outstanding blocker in the ACC by a poll of the league's head coaches and defensive coordinators. The trophy is given in memory of William P. Jacobs, who served as president of Presbyterian College from 1935 to 1945.

McFadden, a 6-2, 305-pound first-year graduate student from Spartanburg, South Carolina, played more than 2,800 career snaps in 56 college games. He started every game in the 2022 season while leading the Tigers to a 11-3 overall record and an unbeaten mark in ACC play.

With McFadden paving the way, Clemson boasted one of three ACC 1,000-yard rushers (Will Shipley) and has amassed over 5,000 yards in total offense. McFadden, who completed his undergraduate degree in sociology last spring, was voted the ACC Offensive Lineman of the Week twice during the 2022 season.

This marks the 10th time that a Clemson player has claimed the Jacobs Blocking Trophy and the first since Mitch Hyatt claimed the award in both 2017 and 2018.

JACOBS BLOCKING TROPHY, 1954-2022

School	No.	Last Player	Year
Florida State	12	Roderick Johnson	2016
Virginia	11	Eugene Monroe	2008
Clemson	10	Jordan McFadden	2022
Duke	10	Chris Port	1989
North Carolina	8	Jonathan Cooper	2012
NC State	4	Ikem Ekwonu	2021
Maryland	3	Dave Pacella	1982
South Carolina	3	John Saunders	1958
Wake Forest	3	Steve Justice	2007
Boston College	1	Josh Beekman	2006
Georgia Tech	1	Craig Page	1998
Louisville	1	Mekhi Becton	2019
Miami	1	Eric Winston	2005
Notre Dame	1	Liam Eichenberg	2020
Virginia Tech	1	Blake DeChristopher	2011



SAM HARTMAN, WAKE FOREST - BRIAN PICCOLO AWARD

Wake Forest redshirt junior quarterback Sam Hartman was named the recipient of the ACC's 2022 Brian Piccolo Award.

The Piccolo Award has been given annually since 1970 in memory of the late Brian Piccolo to the "most courageous" football player in the ACC. As a standout running back at Wake Forest, Piccolo was the ACC Athlete of the Year in 1965 and played for the Chicago Bears before his career was cut short when he was diagnosed with cancer. His courageous fight against the disease was an inspiration to the Bears and the entire football community.

Hartman had serious doubts in early August that he would ever play football again, let alone be allowed to take the field for the 2022 season. Diagnosed with Paget-Schroetter syndrome (effort thrombosis) – a rare blood clot in the subclavian vein – the Charlotte, North Carolina native was immediately restricted from football-related activities. He underwent a procedure to remove the blood clot and subsequent surgery to eliminate the pressure on the affected vein.

With a rehab effort led by Dr. Julie A. Freischlag, a renowned vascular surgeon and one of the world's leading experts in Paget-Schroetter syndrome, Hartman defied all odds by returning to the practice field in less than a month. Freischlag, the CEO/Chief Academic Officer of Atrium Health Wake Forest Baptist and Dean of the Wake Forest University School of Medicine, teamed with Dr. Matthew Goldman, Niles Fleet and the entire Wake medical sports and performance staff to enhance Hartman's remarkable recovery.

After sitting out just one game, Hartman delivered the season so many anticipated, ranking second in the ACC with 3,421 passing yards in 11 games while tying for the lead in touchdown passes with 35. He ended the regular season with 107 touchdown passes for his career, tying former Clemson standout Tajh Boyd for the all-time ACC record.

BRIAN PICCOLO AWARD, 1970-2022

School	No.	Last Player	Year
Florida State	7	McKenzie Milton	2021
Duke	6	Scott Youmans	1993
Wake Forest	6	Sam Hartman	2022
Miami	5	Hunter Knighton	2015
North Carolina	5	Giovani Bernard	2011
Virginia	5	Ryan Best	2005
Maryland	5	Matt Crawford	2001
NC State	4	Nate Irving	2010
Clemson	5	Justyn Ross	2021
Georgia Tech	3	Robert Godhigh	2013
Boston College	2	Richard Yeargin	2019
Louisville	1	Trevon Young	2017
Pitt	1	James Conner	2016
Syracuse	1	Nolan Cooney	2020



DILLON GIBBONS, OG, FLORIDA STATE - JIM TATUM AWARD

Florida State offensive guard Dillon Gibbons was named the recipient of the 2022 Jim Tatum Award.

The award is given annually in memory of the late Jim Tatum to the top senior student-athlete among the league's football players. Tatum, a two-time ACC Coach of the Year, coached in the 1950s at both Maryland and North Carolina and believed strongly in the concept of the student-athlete.

Gibbons made his mark as one of the league's top offensive linemen upon transferring from Notre Dame last season, and the Florida State senior's academic accomplishments are equally impressive. Sporting a career GPA above 3.5, Gibbons already owns a bachelor's degree in Management and Consulting from the prestigious Mendoza College of Business at Notre Dame and is putting the finishing touches on his MBA from Florida State.

In addition to his work in the classroom, Gibbons has raised more than \$450,000 for several charitable causes through his Big Man Big Heart non-profit organization, which he established to honor the memory and legacy of Hall of Fame coach Bobby Bowden.

On the playing field, Gibbons helped the Seminoles (10-3) rush for more than 200 yards in each of their final seven regular-season games, the longest streak for FSU since 1987.

JIM TATUM AWARD, 1990-2022

School	No.	Last Player	Year
Duke	8	Jeremy Cash	2015
Virginia	8	Jordan Mack	2019
Wake Forest	6	Zach Tom	2021
Florida State	4	Dillon Gibbons	2022
Clemson	3	Christian Wilkins	2018
North Carolina	5	Louis Marchetti	2000
Georgia Tech	2	Darryl Richard	2008
Maryland	3	Josh Wilson	2006
Miami	1	Braxton Berrios	2017
NC State	1	Charlie Cobb	1990
Virginia Tech	1	Danny Coale	2011
Syracuse	1	Kingsley Jonathan	2020

Name, School, Position, Class, Major

Samuel Candotti, Boston College, SP, Management
 Liam Connor, Boston College, SP, Management
 Donovan Ezeiriaku, Boston College, DE, Management
 Drew Kendall, Boston College, OL, Management
 Joseph Marinaro, Boston College, LB, Management
 Owen McGowan, Boston College, LB, Management
 Jackson Ness, Boston College, OL, Management
 Dino Tomlin, Boston College, WR, Management
 Ozy Trapilo, Boston College, OL, Management
 Marcus Valdez***, Boston College, DE, MBA
 Kwan Williams, Boston College, DT, Neuroscience

Davis Allen, Clemson, TE, Marketing
 LaVonta Bentley, Clemson, LB, Communication
 Jake Briningstool, Clemson, TE, Sociology
 DeMonte Capehart, Clemson, DT, Sport Communication
 Barrett Carter, Clemson, LB, Sport Communication
 Holden Caspersen, Clemson, LS, Financial Management/Accounting
 Beaux Collins, Clemson, WR, Management
 Carson Donnelly, Clemson, S, MBA
 Sage Ennis, Clemson, TE, Park, Recreation, and Tourism Management
 Philip Florenzo, Clemson, LS, Financial Management
 Malcolm Greene, Clemson, CB, Marketing
 K.J. Henry**, Clemson, DE, Post Baccalaureate
 Sheridan Jones, Clemson, CB, Athletic Leadership Masters
 Cade Klubnik, Clemson, QB, Pre-Business
 Phil Mafah, Clemson, RB, Management
 Blake Miller, Clemson, OL, Financial Management
 Kobe Pace, Clemson, RB, Communication
 Walker Parks**, Clemson, OL, Criminal Justice
 JalyN Phillips, Clemson, S, Communication
 B.T. Potter***, Clemson, K, Athletic Leadership Masters
 Luke Price, Clemson, TE, Post Baccalaureate
 Will Putnam, Clemson, OL, Management
 Etinosa Reuben, Clemson, DT, Criminal Justice
 Will Shipley**, Clemson, RB, Management
 Trenton Simpson**, Clemson, LB, Communication
 Drew Swinney, Clemson, WR, MBA
 DJ Ugiagalele**, Clemson, QB, Sport Communication
 Antonio Williams, Clemson, WR, Park, Recreation, and Tourism Management
 Wade Woodaz, Clemson, LB, Construction Science Mgmt

Vincent Anthony Jr., Duke, DE, Undeclared
 Graham Barton**, Duke, OL, Public Policy
 Jack Burns, Duke, OL, Master of Management Studies
 DeWayne Carter**, Duke, DT, Psychology
 Jaylen Coleman, Duke, RB, Biomedical Engineering
 Nicky Dalmolin, Duke, TE, Psychology
 Evan Deckers, Duke, LS, Master of Management Studies
 Cam Dillon, Duke, LB, Master of Management Studies
 Cole Finney, Duke, TE, Public Policy
 Ja'mion Franklin, Duke, DT, Visual & Media Studies
 Sahmir Hagans, Duke, WR, Undeclared
 Charlie Ham**, Duke, K, Psychology
 Darrell Harding, Duke, WR, Psychology
 Joe Hardison, Duke, WR, Master of Management Studies
 Jackson Hubbard**, Duke, P, Master of Electrical & Computer Engineering
 Darius Joiner, Duke, DB, Master of Management Studies
 Riley Leonard, Duke, QB, Undeclared
 Chance Lytle, Duke, OL, Master of Management Studies
 Jordan Moore, Duke, WR, Psychology
 Terry Moore, Duke, RB, Undeclared
 Anthony Nelson, Duke, DE, Master of Management Studies
 Eli Pancel, Duke, WR, Visual & Media Studies
 Joshua Pickett, Duke, DB, Public Policy
 Justin Pickett, Duke, OL, Undeclared
 Porter Wilson***, Duke, P, Sociology

Brian Courtney, Florida State, TE, Marketing
 Preston Daniel, Florida State, TE, Finance
 Ja'Khi Douglas, Florida State, WR, Sport Management
 D'Mitri Emmanuel, Florida State, OL, Social Science
 Joshua Farmer, Florida State, DL, Social Science
 Ryan Fitzgerald**, Florida State, SP, Accounting/ Risk Management Insurance
 Dillan Gibb, Florida State, OL, Master Business Administration
 Kevin Knowles II, Florida State, DB, Social Science
 James Rosenberry Jr., Florida State, SP, Master Business Administration
 Azareye'h Thomas, Florida State, DB, Communication

Henry Freer, Georgia Tech, LS, Chemical and Biomolecular Engineering
 Jude Kelley, Georgia Tech, PK, Business Administration
 Dylan Leonard, Georgia Tech, TE, Business Administration
 Jason Moore, Georgia Tech, DL, Nuclear and Radiological Engineering
 Clayton Powell-Lee, Georgia Tech, DB, Business Admin.
 David Shanahan, Georgia Tech, P, Business Administration

Gavin Stewart, Georgia Tech, PK, Business Administration

Chris Bell, Louisville, WR, Sport Administration
 Yaya Diaby, Louisville, DL, Criminal Justice
 Brock Domann, Louisville, QB, Sport Administration
 Ashton Gillotte, Louisville, DL, Communication
 Michael Gonzalez, Louisville, OL, Finance
 Brian Hudson, Louisville, OL, Finance
 Shai Kochav, Louisville, SPEC, Sport Administration
 Josh Lifson, Louisville, TE, Marketing
 Ramon Puryear, Louisville, DL, Business Administration
 TJ Quinn, Louisville, LB, Computer Information Systems
 Mason Reiger, Louisville, DL, Sport Administration
 Braden Smith, Louisville, WR, Biology
 Tawfiq Thomas, Louisville, DL, Undecided
 Brock Travelstead, Louisville, SPEC, Sport Administration
 James Turner, Louisville, SPEC, Finance

Mitchell Agude, Miami, DE, Masters - Sport Administration
 Wesley Bissainthe, Miami, LB, Sport Administration
 Anez Cooper, Miami, OL, Liberal Arts
 Lou Hedley**, Miami, P, Masters - Liberal Studies
 Clay James, Miami, LS, Masters - Liberal Studies
 Caleb Johnson, Miami, LB, Masters - Sport Administration
 Frank Ladson, Miami, WR, Masters - Liberal Studies
 Jake Lichtenstein, Miami, DE, Masters - Liberal Studies
 Will Mallory, Miami, TE, Masters - Applied Physiology
 Michael Redding, Miami, WR, Psychology
 Jalen Rivers, Miami, OL, Sport Administration
 Tyler Van Dyke**, Miami, QB, Real Estate

Noah Burnette, North Carolina, PK, Exercise and Sport Science
 Elijah Green, North Carolina, RB, Business Administration
 Omarion Hampton, North Carolina, RB, Exercise and Sport Sci.
 Will Hardy, North Carolina, DB, Undecided
 Christopher Holliday, North Carolina, DB, Economics
 Gibson Macrae, North Carolina, LB, Undecided
 Drake Maye, North Carolina, QB, Communication Studies
 Justin Olson, North Carolina, WR, Communication Studies
 Spencer Triplett, North Carolina, DS, Exercise and Sport Sci.

Devon Betty, NC State, LB, Sport Management
 Anthony Carter Jr., NC State, OL, Communication
 Cory Durden**, NC State, DL, Post Baccalaureate Studies
 Grant Gibson***, NC State, OL, Marketing Analytics
 Colby Johnson, NC State, LB, Sociology
 Marc Jones, NC State, RB, Nutrition
 Matt McCabe, NC State, OL, Business Admin.
 Tim McKay, NC State, OL, Marketing Analytics
 Dylan McMahon**, NC State, OL, Business Admin.
 Joe Shimko***, NC State, LS, Sport Management
 Collin Smith, NC State, K, Business Admin.
 Kam Walker, NC State, TE, Sport Management
 Chandler Zavala, NC State, OL, Adult & Community College Education

Deslin Alexandre***, Pitt, DL, Business Administration
 Myles Alston, Pitt, WR, Communication: Rhet & Comm
 Trey Andersen, Pitt, OL, Communication: Rhet & Comm
 Habakkuk Baldonado, Pitt, DL, Business Administration
 Gavin Bartholomew, Pitt, TE, Communication: Rhet & Comm
 Dylan Bennett, Pitt, LB, Undeclared
 Jason Collier, Pitt, OL, Administration of Justice
 Matthew Goncalves, Pitt, OL, Administration of Justice
 Cameron Guess, Pitt, P, Marketing
 Stephon Hall, Pitt, DB, Undeclared
 Jacob Kradel**, Pitt, OL, Business Administration
 Nicholas Lapi, Pitt, LB, Undeclared
 Jehvonn Lewis, Pitt, DB, Communication: Rhet & Comm
 Christopher Maloney, Pitt, DL, Health and Physical Activity
 Marcus Minor, Pitt, OL, Marketing Science
 Terrence Moore, Pitt, OL, Communication: Rhet & Comm
 Jake Renda, Pitt, TE, Economics
 Shmuel Simon, Pitt, LB, Supply Chain Management
 Samuel Vander Haar, Pitt, P, Communication: Rhet & Comm
 Tylar Wiltz, Pitt, LB, Urban Studies
 A.J. Woods, Pitt, DB, Communication: Rhet & Comm
 Blake Zubic, Pitt, OL, Business Administration

Lequint Allen, Syracuse, RB, Undeclared
 Dakota Davis**, Syracuse, OL, Business Administration - MBA
 Brady Denaburg, Syracuse, K, Engineering
 CJ Hayes, Syracuse, WR, Instructional Design, Development & Eval
 Wes Hoeh, Syracuse, OL/TE, Undeclared
 Courtney Jackson**, Syracuse, WR, Instructional Design, Development & Eval
 Isaiah Johnson, Syracuse, CB, Political Science
 Derek McDonald, Syracuse, LB, Broadcast & Digital Journalism
 Garrett Shrader, Syracuse, QB, Communication & Rhetorical Studies
 Carlos Vettorello**, Syracuse, OL, Entrepreneurship & Emerging Enterprises

Paul Akere, Virginia, DE, Higher Educations (Master's)
 Ryan Attaway, Virginia, LB, Undeclared
 Will Bettridge, Virginia, K, Undeclared
 McKale Boley, Virginia, OT, Undeclared
 Sam Brady, Virginia, S, Applied Statistics
 Cody Brown, Virginia, RB, Undeclared
 Kam Butler, Virginia, DE, Higher Educations (Master's)
 Antonio Clary, Virginia, S, Educational Psychology (Master's)
 Ethan Davies, Virginia, WR, Undeclared
 Derek Devine, Virginia, OL, Quantitative Analytics in Education & Social Sciences
 Michael Diatta, Virginia, DT, Undeclared
 Brendan Farrell**, Virginia, K, History
 John-Paul Flores, Virginia, OG, Religious Studies
 Micah Gaffney, Virginia, CB, Undeclared
 Elijah Gaines, Virginia, CB, Media Studies/African-American Studies
 Mike Hollins, Virginia, RB, American Studies/African-American Studies
 James Jackson, Virginia, LB, Undeclared
 Noah Josey, Virginia, OG, Undeclared
 Coen King, Virginia, DB, Educational Psychology (Master's)
 Aidan Livingston, Virginia, LS, Public Policy
 Jared Rayman, Virginia, QB, Policy & Public Leadership/Entrepreneurship
 Daniel Sparks, Virginia, P, Biology
 Sean Wilson, Virginia, WR, Undeclared
 Sackett Wood Jr., Virginia, TE, Education

Vincenzo Anthony, Virginia Tech, Management
 Coleton Beck, Virginia Tech, WR/KR, Building Construction Management
 Connor Blumrick, Virginia Tech, TE, Instructional Technology
 Keyshawn Burgos, Virginia Tech, DL, Consumer Studies
 Luke Bussel, Virginia Tech, WR, Human Nutrition
 Drake Deluiliis, Virginia Tech, TE, Instructional Technology
 Bryce Duke, Virginia Tech, RB/KR, Real Estate
 Nick Gallo**, Virginia Tech, TE, Finance
 Stephen Gosnell, Virginia Tech, WR, Public Health
 Jesse Hanson, Virginia Tech, OL, Finance
 DJ Harvey, Virginia Tech, DB, Sport Media Analytics
 Dax Hollifield***, Virginia Tech, LB, Human Nutrition
 Jack Hollifield, Virginia Tech, OL, Sport Media Analytics
 Jalen Holston, Virginia Tech, RB, Human Development
 William Kakavitsas, Virginia Tech, WR, Business Information Technology
 Da'Wain Lofton, Virginia Tech, WR, Smart & Sustainable Cities
 Peter Moore, Virginia Tech, P, Management Consulting & Analytics
 Cole Nelson, Virginia Tech, DL, Entrepreneurship, Innovation & Technology Management
 Wilfried Pene, Virginia Tech, DL, Consumer Studies
 Justin Pollock, Virginia Tech, LS, Human Development
 Will Ross, Virginia Tech, K, Real Estate
 Robert Schick, Virginia Tech, OL, Human Development
 Dale Smith, Virginia Tech, WR, Instructional Technology
 Dae'Quan Wright, Virginia Tech, TE, Sport Media Analytics

Quincy Bryant, Wake Forest, LB, Undeclared
 Jaeger Bull, Wake Forest, TE, Sustainability
 Caelen Carson, Wake Forest, DB, Communication
 Spencer Clapp, Wake Forest, OL, Sustainability
 Will Cobb, Wake Forest, LS, Political Science
 Quinton Cooley, Wake Forest, RB, Communication
 Matthew Dennis, Wake Forest, K, Undeclared
 Justice Ellison**, Wake Forest, RB, Communication
 Matt Gulbin, Wake Forest, OL, Undeclared
 Brendon Harris, Wake Forest, DB, Liberal Studies
 Dylan Hazen, Wake Forest, LB, Undeclared
 Jaylen Judson, Wake Forest, LB, Communication
 Cameron Hite, Wake Forest, TE, Communication
 Chase Jones, Wake Forest, LB, Finance
 Michael Jurgens**, Wake Forest, OL, MBA
 Jermal Martin, Jr., Wake Forest, DB, Liberal Studies
 Sean Maginn, Wake Forest, OL, Sustainability
 Ivan Mora, Wake Forest, P, Elementary Education
 Taylor Morin***, Wake Forest, WR, Engineering
 Zachary Murphy, Wake Forest, PK, Sustainability
 Je'Vionte' Nash, Wake Forest, OL, Liberal Studies
 Loic Ngassam Nya, Wake Forest, OL, Sustainability
 Kevin Pointer Jr., Wake Forest, DL, Communication
 JJ Roberts, Wake Forest, DB, Communication
 Will Towns, Wake Forest, RB, Undeclared
 Kobie Turner, Wake Forest, DL, Liberal Studies
 Kendron Wayman, Wake Forest, DL, Health & Exercise Sci.
 Blake Whiteheart, Wake Forest, TE, Liberal Studies
 Ke'Shawn Williams, Wake Forest, WR, Communications

*represents number of years player has been on All-ACC Academic Team

Quarterback

Sept. 6	Drake Maye, QB, North Carolina
Sept. 12	Sam Hartman, QB, Wake Forest
Sept. 19	Garrett Shrader, QB, Syracuse
Sept. 26	DJ Uiagalelei, QB, Clemson
Oct. 3	Drake Maye, QB, North Carolina
Oct. 10	Tyler Van Dyke, QB, Miami
Oct. 17	Drake Maye, QB, North Carolina
Oct. 24	Sam Hartman, QB, Wake Forest
Oct. 31	Drake Maye, QB, North Carolina
Nov. 7	Drake Maye, QB, North Carolina
Nov. 14	Drake Maye, QB, North Carolina
Nov. 21	Sam Hartman, QB, Wake Forest
Nov. 28	Riley Leonard, QB, Duke

Running Back

Sept. 6	Sean Tucker, RB, Syracuse
Sept. 12	Israel Abanikanda, RB, Pitt
Sept. 19	Will Shipley, RB, Clemson
Sept. 26	Israel Abanikanda, RB, Pitt
Oct. 3	Hassan Hall, RB, Georgia Tech
Oct. 10	Israel Abanikanda, RB, Pitt
Oct. 17	Will Shipley, RB, Clemson
Oct. 24	Will Shipley, RB, Clemson
Oct. 31	Trey Benson, RB, Florida State
Nov. 7	Trey Benson, RB, Florida State
Nov. 14	Trey Benson, RB, Florida State
Nov. 21	Israel Abanikanda, RB, Pitt
Nov. 28	Trey Benson, RB, Florida State

Receiver

Sept. 6	Ontaria 'Pokey' Wilson, WR, Florida State
Sept. 12	A.T. Perry, WR, Wake Forest
Sept. 19	Johnny Wilson, WR, Florida State
Sept. 26	Jahmal Banks, WR, Wake Forest
Oct. 3	Zay Flowers, WR, Boston College
Oct. 10	Kaleb Smith, WR, Virginia Tech
Oct. 17	Oronde Gadsden, TE, Syracuse
Oct. 24	Colbie Young, WR, Miami
Oct. 31	Antoine Green, WR, North Carolina
Nov. 7	Josh Downs, WR, North Carolina
Nov. 14	Josh Downs, WR, North Carolina
Nov. 21	Jordan Moore, WR, Duke & A.T. Perry, WR, Wake Forest
Nov. 28	Jared Wayne, WR, Pitt

Offensive Line

Sept. 6	Jalen Rivers, OG, Miami
Sept. 12	Matthew Bergeron, OT, Syracuse
Sept. 19	Will Putnam, C, Clemson
Sept. 26	Jordan McFadden, OT, Clemson & Grant Gibson, C, NC State
Oct. 3	Jacob Monk, C/OG, Duke & Michael Jurgens, C, Wake Forest
Oct. 10	Marcus Minor, OG, Pitt
Oct. 17	Matthew Bergeron, OT, Syracuse
Oct. 24	Jordan McFadden, OT, Clemson
Oct. 31	D'Mitri Emmanuel, RG, Florida State
Nov. 7	Dillon Gibbons, OG, Florida State
Nov. 14	Maurice Smith, C, Florida State
Nov. 21	Will Putnam, C, Clemson
Nov. 28	Maurice Smith, C, Florida State

Defensive Line

Sept. 6	Jared Verse, DE, Florida State
Sept. 12	TyJuan Garbutt, DE, Virginia Tech
Sept. 19	Caleb Okechukwu, DL, Syracuse
Sept. 26	Chico Bennett, Bandit, Virginia
Oct. 3	Chibueze Onwuka, DT, Boston College
Oct. 10	Xavier Thomas, DE, Clemson
Oct. 17	Akheem Mesidor, DE, Miami
Oct. 24	Chico Bennett, Bandit, Virginia
Oct. 31	Leonard Taylor III, DL, Miami
Nov. 7	Deslin Alexandre, DE, Pitt
Nov. 14	Calijah Kancey, DT, Pitt
Nov. 21	Keion White, DE, Georgia Tech
Nov. 28	Dayon Hayes, DE, Pitt

Linebacker

Sept. 6	Marlowe Wax, LB, Syracuse
Sept. 12	Cedric Gray, LB, North Carolina
Sept. 19	Mikel Jones, LB, Syracuse
Sept. 26	Mikel Jones, LB, Syracuse
Oct. 3	Charlie Thomas, LB, Georgia Tech
Oct. 10	Drake Thomas, LB, NC State
Oct. 17	Jeremiah Trotter, LB, Clemson
Oct. 24	Yasir Abdullah, LB, Louisville
Oct. 31	Nick Jackson, LB, Virginia
Nov. 7	Charlie Thomas, LB, Georgia Tech & Isaiah Moore, LB, NC State
Nov. 14	Barrett Carter, LB, Clemson
Nov. 21	SirVocea Dennis, LB, Pitt
Nov. 28	Jermiah Trotter Jr., LB, Clemson

Defensive Back

Sept. 6	M.J. Devonshire, CB, Pitt
Sept. 12	Jaylen Stinson, S, Duke
Sept. 19	Aydan White, CB, NC State
Sept. 26	Garrett Williams, CB, Syracuse
Oct. 3	Jammie Robinson, S, Florida State
Oct. 10	DeAndre Boykins, S, North Carolina
Oct. 17	DeAndre Boykins, S, North Carolina
Oct. 24	Brandon Johnson, NB, Duke
Oct. 31	Quincy Riley, CB, Louisville
Nov. 7	Clayton Powell-Lee, FS, Georgia Tech
Nov. 14	Kamren Kinchens, DB, Miami
Nov. 21	Brandon Hill, CB, Pitt
Nov. 28	Darius Joiner, S, Duke & Erick Hallett II, FS, Pitt

Specialist

Sept. 6	Shyheim Brown, DB, Florida State
Sept. 12	Andres Borregales, PK, Miami
Sept. 19	Brendan Farrell, PK, Virginia
Sept. 26	Andre Szymt, PK, Syracuse
Oct. 3	Gavin Stewart, PK, Georgia Tech
Oct. 10	Christopher Dunn, PK, NC State
Oct. 17	Lou Hedley, P, Miami
Oct. 24	Todd Pelino, PK, Duke
Oct. 31	Andres Borregales, PK, Miami
Nov. 7	Tucker Holloway, PR, Virginia Tech
Nov. 14	Lou Hedley, P, Miami & Daniel Sparks, P, Virginia
Nov. 21	James Turner, PK, Louisville & Ben Sauls, PK, Pitt
Nov. 28	Christopher Dunn, PK, NC State

Rookie

Sept. 6	Drake Maye, QB, North Carolina
Sept. 12	Omarion Hampton, RB, North Carolina
Sept. 19	Nate Yarnell, QB, Pitt
Sept. 26	Drake Maye, QB, North Carolina
Oct. 3	Drake Maye, QB, North Carolina
Oct. 10	Drake Maye, QB, North Carolina
Oct. 17	Drake Maye, QB, North Carolina
Oct. 24	Chandler Rivers, DB, Duke
Oct. 31	MJ Morris, QB, NC State
Nov. 7	Zach Pyron, QB, Georgia Tech & MJ Morris, QB, NC State
Nov. 14	Emmett Morehead, QB, Boston College
Nov. 21	LeQuint Allen, RB, Syracuse
Nov. 28	Javon McIntyre, S, Pitt

BOSTON COLLEGE (3-9, 2-6)

Date	Opponent	Result
Sept. 3	Rutgers	L, 22-21
Sept. 10	at Virginia Tech	L, 27-10
Sept. 17	Maine	W, 38-17
Sept. 24	at Florida State	L, 44-14
Oct. 1	Louisville	W, 34-33
Oct. 8	No. 5 Clemson	L, 31-3
Oct. 15	OPEN	
Oct. 22	at No. 13 Wake Forest	L, 43-15
Oct. 29	at UConn	L, 13-3
Nov. 4	Duke (Fri.)	L, 38-21
Nov. 12	at No. 16 NC State	W, 21-20
Nov. 19	at Notre Dame	L, 44-0
Nov. 26	Syracuse	L, 32-23

CLEMSON (11-3, 8-0)

Date	Opponent	Result
Sept. 5	at Georgia Tech (Mon.)	
	Chick-fil-A Kickoff Game	W, 41-10
Sept. 10	Furman	W, 35-12
Sept. 17	Louisiana Tech	W, 48-20
Sept. 24	at No. 21 Wake Forest	W, 51-45 (2ot)
Oct. 1	No. 10 NC State	W, 30-20
Oct. 8	at Boston College	W, 31-3
Oct. 15	at Florida State	W, 34-28
Oct. 22	No. 14 Syracuse	W, 27-21
Oct. 29	OPEN	
Nov. 5	at Notre Dame	L, 35-14
Nov. 12	Louisville	W, 31-16
Nov. 19	Miami	W, 40-10
Nov. 26	South Carolina	L, 31-30
Dec. 3	vs. No. 24 North Carolina (ACC FCG)	W, 39-10
Dec. 30	vs. No. 6 Tennessee (Orange)	L, 31-14

DUKE (9-4, 5-3)

Date	Opponent	Result
Sept. 2	Temple (Fri.)	W, 30-0
Sept. 10	at Northwestern	W, 31-23
Sept. 17	North Carolina A&T	W, 49-20
Sept. 24	at Kansas	L, 35-27
Oct. 1	Virginia	W, 38-17
Oct. 8	at Georgia Tech	L, 23-20 (ot)
Oct. 15	North Carolina	L, 38-35
Oct. 22	at Miami	W, 45-21
Oct. 29	OPEN	
Nov. 4	at Boston College (Fri.)	W, 38-31
Nov. 12	Virginia Tech	W, 24-7
Nov. 19	at Pitt	L, 28-26
Nov. 26	Wake Forest	W, 34-31
Dec. 28	vs. UCF (Military)	W, 30-13

FLORIDA STATE (10-3, 5-3)

Date	Opponent	Result
Aug. 27	Duquesne	W, 47-7
Sept. 4	at LSU (Sun.) (New Orleans, La.)	
	Allstate Louisiana Kickoff	W, 24-23
Sept. 10	OPEN	
Sept. 16	at Louisville (Fri.)	W, 35-31
Sept. 24	Boston College	W, 44-14
Oct. 1	No. 22 Wake Forest	L, 31-21
Oct. 8	at No. 14 NC State	L, 19-17
Oct. 15	No. 4 Clemson	L, 34-28
Oct. 22	OPEN	
Oct. 29	Georgia Tech	W, 41-16
Nov. 5	at Miami	W, 45-3
Nov. 12	at Syracuse	W, 38-3
Nov. 19	Louisiana	W, 49-17
Nov. 25	Florida (Fri.)	W, 45-38
Dec. 29	vs. Oklahoma (Cheez-It)	W, 35-32

GEORGIA TECH (5-7, 4-4)

Date	Opponent	Result
Sept. 5	No. 4 Clemson (Mon.)	
	Chick-fil-A Kickoff Game	L, 41-10
Sept. 10	Western Carolina	W, 35-17
Sept. 17	No. 20 Ole Miss	L, 42-0
Sept. 24	at UCF	L, 27-10
Oct. 1	at No. 24 Pitt	W, 26-21
Oct. 8	Duke	W, 23-20 (ot)
Oct. 15	OPEN	
Oct. 20	Virginia (Thurs.)	L, 16-9
Oct. 29	at Florida State	L, 41-16
Nov. 5	at Virginia Tech	W, 28-27
Nov. 12	Miami	L, 35-14
Nov. 19	at No. 13 North Carolina	W, 21-17
Nov. 26	at No. 1 Georgia	L, 37-14

LOUISVILLE (8-5, 4-4)

Date	Opponent	Result
Sept. 3	at Syracuse	L, 31-7
Sept. 9	at UCF (Fri.)	W, 20-14
Sept. 16	Florida State (Fri.)	L, 35-31
Sept. 24	South Florida	W, 41-3
Oct. 1	at Boston College	L, 34-33
Oct. 8	at Virginia	W, 34-17
Oct. 15	OPEN	
Oct. 22	Pitt	W, 24-10
Oct. 29	No. 10 Wake Forest	W, 48-21
Nov. 5	James Madison	W, 34-10
Nov. 12	at No. 10 Clemson	L, 31-16
Nov. 19	No. 24 NC State	W, 25-10
Nov. 26	at Kentucky	L, 26-13
Dec. 17	vs. Cincinnati (Fenway)	W, 24-7

MIAMI (5-7, 3-5)

Date	Opponent	Result
Sept. 3	Bethune-Cookman	W, 70-13
Sept. 10	Southern Miss	W, 30-7
Sept. 17	at No. 24 Texas A&M	L, 17-9
Sept. 24	Middle Tennessee	L, 45-31
Oct. 1	OPEN	
Oct. 8	North Carolina	L, 27-24
Oct. 15	at Virginia Tech	W, 20-14
Oct. 22	Duke	L, 45-21
Oct. 29	at Virginia	W, 14-12 (4ot)
Nov. 5	Florida State	L, 45-3
Nov. 12	at Georgia Tech	W, 35-14
Nov. 19	at No. 9 Clemson	L, 40-10
Nov. 26	Pitt	L, 42-16

NORTH CAROLINA (9-5, 6-2)

Date	Opponent	Result
Aug. 27	Florida A&M	W, 56-24
Sept. 3	at Appalachian State	W, 63-61
Sept. 10	at Georgia State	W, 35-28
Sept. 17	OPEN	
Sept. 24	Notre Dame	L, 45-32
Oct. 1	Virginia Tech	W, 41-10
Oct. 8	at Miami	W, 27-24
Oct. 15	at Duke	W, 38-35
Oct. 22	OPEN	
Oct. 29	Pitt	W, 42-24
Nov. 5	at Virginia	W, 31-28
Nov. 12	at Wake Forest	W, 36-34
Nov. 19	Georgia Tech	L, 21-17
Nov. 25	NC State (Fri.)	L, 30-27 (2ot)
Dec. 3	vs. No. 9 Clemson (ACC FCG)	L, 39-10
Dec. 28	vs. Oregon (Holiday)	L, 28-27

NC STATE (8-5, 4-4)

Date	Opponent	Result
Sept. 3	at East Carolina	W, 21-20
Sept. 10	Charleston Southern	W, 55-3
Sept. 17	Texas Tech	W, 27-14
Sept. 24	UConn	W, 41-10
Oct. 1	at No. 5 Clemson	L, 30-20
Oct. 8	Florida State	W, 19-17
Oct. 15	at No. 18 Syracuse	L, 24-9
Oct. 22	OPEN	
Oct. 27	Virginia Tech (Thurs.)	W, 22-21
Nov. 5	No. 21 Wake Forest	W, 30-21
Nov. 12	Boston College	L, 21-20
Nov. 19	at Louisville	L, 25-10
Nov. 25	at No. 17 North Carolina (Fri.)	W, 30-27 (2ot)
Dec. 30	vs. Maryland (Duke's Mayo)	L, 16-12

PITT (9-4, 4-4)

Date	Opponent	Result
Sept. 1	West Virginia (Thurs.)	W, 38-31
Sept. 10	No. 24 Tennessee	L, 34-27 (ot)
Sept. 17	at Western Michigan	W, 34-13
Sept. 24	Rhode Island	W, 45-24
Oct. 1	Georgia Tech	L, 26-21
Oct. 8	Virginia Tech	W, 45-29
Oct. 15	OPEN	
Oct. 22	at Louisville	L, 24-10
Oct. 29	at No. 21 North Carolina	L, 42-24
Nov. 5	No. 20 Syracuse	W, 19-9
Nov. 12	at Virginia	W, 37-7
Nov. 19	Duke	W, 28-26
Nov. 26	at Miami	W, 42-16
Dec. 30	vs. UCLA (Sun)	W, 37-35

SYRACUSE (7-6, 4-4)

Date	Opponent	Result
Sept. 3	Louisville	W, 31-7
Sept. 10	at UConn	W, 48-14
Sept. 17	Purdue	W, 32-29
Sept. 23	Virginia (Fri.)	W, 22-20
Oct. 1	Wagner	W, 59-0
Oct. 8	OPEN	
Oct. 15	No. 15 NC State	W, 24-9
Oct. 22	at No. 5 Clemson	L, 27-21
Oct. 29	Notre Dame	L, 41-24
Nov. 5	at Pitt	W, 19-9
Nov. 12	No. 23 Florida State	L, 38-3
Nov. 19	at Wake Forest	L, 45-35
Nov. 26	at Boston College	W, 32-23
Dec. 29	vs. Minnesota (Pinstripe)	L, 28-20

VIRGINIA (3-7, 1-6)

Date	Opponent	Result
Sept. 3	Richmond	W, 34-17
Sept. 10	at Illinois	L, 24-3
Sept. 17	Old Dominion	W, 16-14
Sept. 23	at Syracuse (Fri.)	L, 22-20
Oct. 1	at Duke	L, 38-17
Oct. 8	Louisville	L, 34-17
Oct. 15	OPEN	
Oct. 20	at Georgia Tech (Thurs.)	W, 16-9
Oct. 29	Miami	L, 14-12 (4ot)
Nov. 5	No. 17 North Carolina	L, 31-28
Nov. 12	Pitt	L, 37-7
Nov. 19	Coastal Carolina	cancelled
Nov. 26	at Virginia Tech	cancelled

VIRGINIA TECH (3-8, 1-6)

Date	Opponent	Result
Sept. 2	at Old Dominion (Fri.)	L, 20-17
Sept. 10	Boston College	W, 27-10
Sept. 17	Wofford	W, 27-7
Sept. 22	West Virginia (Thurs.)	L, 33-10
Oct. 1	at North Carolina	L, 41-10
Oct. 8	at Pitt	L, 45-29
Oct. 15	Miami	L, 20-14
Oct. 22	OPEN	
Oct. 27	at No. 24 NC State (Thurs.)	L, 22-21
Nov. 5	Georgia Tech	L, 28-27
Nov. 12	at Duke	L, 24-7
Nov. 19	at Liberty	W, 23-22
Nov. 26	Virginia	cancelled

WAKE FOREST (8-5, 3-5)

Date	Opponent	Result
Sept. 1	VMI (Thurs.)	W, 44-10
Sept. 10	at Vanderbilt	W, 45-25
Sept. 17	Liberty	W, 37-36
Sept. 24	No. 5 Clemson	L, 51-45 (2ot)
Oct. 1	at No. 23 Florida State	W, 31-21
Oct. 8	Army	W, 45-7
Oct. 15	OPEN	
Oct. 22	Boston College	W, 43-15
Oct. 29	at Louisville	L, 48-21
Nov. 5	at No. 22 NC State	L, 30-21
Nov. 12	No. 15 North Carolina	L, 36-34
Nov. 19	Syracuse	W, 45-35
Nov. 26	at Duke	L, 34-31
Dec. 23	vs. Missouri (Gasparilla)	W, 27-17

Rankings are AP Top 25 through Oct. 31
Rankings are CFP Top 25 beginning Nov. 1



2022 COMPOSITE SCHEDULE - RESULTS



WEEK 0

Saturday, Aug. 27

Duquesne 7 at Florida State 47 5 p.m., ACCN
Florida A&M 24 at North Carolina 56 8:15 p.m., ACCN

WEEK 1

Thursday, Sept. 1

West Virginia 31 at No. 17 Pitt 38 7 p.m., ESPN
VMI 10 at No. 22 Wake Forest 44 7:30 p.m., ACCN

Friday, Sept. 2

Virginia Tech 17 at Old Dominion 20 7 p.m., ESPN
Temple 0 at Duke 30 7:30 p.m., ACCN

Saturday, Sept. 3

Rutgers 22 at Boston College 21 Noon, ACCN
North Carolina 63 at Appalachian State 61 Noon, ESPN
No. 13 NC State 21 at East Carolina 20 Noon, ESPN
Richmond 17 at Virginia 34 12:30 p.m., RSN
Bethune-Cookman 13 at No. 16 Miami 70 3:30 p.m., ACCN
Louisville 7 at Syracuse 31 8 p.m., ACCN

Sunday, Sept. 4

Allstate Louisiana Kickoff
Florida State 24 at LSU 23 (New Orleans, La.)
Caesars Superdome 7:30 p.m., ABC

Monday, Sept. 5

Chick-fil-A Kickoff Game
No. 4 Clemson 41 at Georgia Tech 10 (Atlanta, Ga.)
Mercedes-Benz Stadium 8 p.m., ESPN

WEEK 2

Friday, Sept. 9

Louisville 20 at UCF 14 7:30 p.m., ESPN2

Saturday, Sept. 10

Duke 31 at Northwestern 23 Noon, FS1
Southern Miss 7 at No. 15 Miami 30 Noon, ACCN
North Carolina 35 at Georgia State 28 Noon, ESPN
No. 23 Wake Forest 45 at Vanderbilt 25 Noon, SECN
Charleston Southern 3 at No. 18 NC State 55 12:30 p.m., RSN
Furman 12 at Clemson 35 3:30 p.m., ACCN
No. 24 Tennessee 34 at No. 17 Pitt 27 (ot) 3:30 p.m., ABC
Virginia 3 at Illinois 24 4 p.m., ESPN
Western Carolina 17 at Georgia Tech 35 7 p.m., ACCN
Syracuse 48 at UConn 14 7 p.m., CBSN
Boston College 10 at Virginia Tech 27 8 p.m., ACCN
Open: Florida State

WEEK 3

Friday, Sept. 16

Florida State 35 at Louisville 31 7:30 p.m., ESPN

Saturday, Sept. 17

Wofford 7 at Virginia Tech 27 11 a.m., ACCN
Purdue 29 at Syracuse 32 Noon, ESPN2
Old Dominion 14 at Virginia 16 2 p.m., ACCN
No. 20 Ole Miss 42 at Georgia Tech 0 3:30 p.m., ABC
Liberty 36 at No. 19 Wake Forest 37 5 p.m., ACCN
North Carolina A&T 20 at Duke 49 6 p.m., ACCN
Texas Tech 14 at No. 16 NC State 27 7 p.m., ESPN2
No. 23 Pitt 34 at Western Michigan 13 7:30 p.m., ESPN
Maine 17 at Boston College 38 7:30 p.m., RSN
Louisiana Tech 20 at No. 5 Clemson 48 8 p.m., ACCN
No. 13 Miami 9 at No. 24 Texas A&M 17 9 p.m., ESPN
Open: North Carolina

WEEK 4

Thursday, Sept. 22

West Virginia 33 at Virginia Tech 10 7:30 p.m., ESPN

Friday, Sept. 23

Virginia 20 at Syracuse 22 7 p.m., ESPN

Saturday, Sept. 24

No. 5 Clemson 51 at No. 21 Wake Forest 45 (2ot) Noon, ABC
Duke 27 at Kansas 35 Noon, FS1
South Florida 3 at Louisville 41 Noon, RSN
Rhode Island 24 at No. 24 Pitt 45 Noon, ACCN
Middle Tennessee 45 at No. 25 Miami 31 3:30 p.m., ACCN
Notre Dame 45 at North Carolina 32 3:30 p.m., ABC

Georgia Tech 10 at UCF 27 4 p.m., ESPN
UConn 10 at No. 12 NC State 41 7:30 p.m., RSN
Boston College 14 at Florida State 44 8 p.m., ACCN

WEEK 5

Saturday, Oct. 1

Louisville 33 at Boston College 34 Noon, ACCN
No. 22 Wake Forest 31 at No. 23 Florida State 21
..... 3:30 p.m., ABC
Virginia Tech 10 at North Carolina 41 3:30 p.m., ACCN
Wagner 0 at Syracuse 59 5 p.m., ACCN
No. 10 NC State 20 at No. 5 Clemson 30 7:30 p.m., ABC
Virginia 17 at Duke 38 7:30 p.m., RSN
Georgia Tech 26 at No. 24 Pitt 21 8 p.m., ACCN
Open: Miami

WEEK 6

Saturday, Oct. 8

Louisville 34 at Virginia 17 Noon, ACCN
Virginia Tech 29 at Pitt 45 3:30 p.m., ACCN
Duke 20 at Georgia Tech 23 (ot) 4 p.m., RSN
North Carolina 27 at Miami 24 4 p.m., ESPN2
Army 7 at No. 15 Wake Forest 45 7:30 p.m., RSN
No. 5 Clemson 31 at Boston College 3 7:30 p.m., ABC
Florida State 17 at No. 14 NC State 19 8 p.m., ACCN
Open: Syracuse

WEEK 7

Saturday, Oct. 15

Miami 20 at Virginia Tech 14 12:30 p.m., RSN
No. 15 NC State 9 at No. 18 Syracuse 24 3:30 p.m., ACCN
No. 4 Clemson 34 at Florida State 28 7:30 p.m., ABC
North Carolina 38 at Duke 35 8 p.m., ACCN
Open: Boston College, Georgia Tech, Louisville, Pitt, Virginia,
Wake Forest

WEEK 8

Thursday, Oct. 20

Virginia 16 at Georgia Tech 9 7:30 p.m., ESPN

Saturday, Oct. 22

No. 14 Syracuse 21 at No. 5 Clemson 27 Noon, ABC
Duke 45 at Miami 21 12:30 p.m., RSN
Boston College 15 at No. 13 Wake Forest 43 3:30 p.m., ACCN
Pitt 10 at Louisville 24 8 p.m., ACCN
Open: Florida State, North Carolina, NC State, Virginia Tech

WEEK 9

Thursday, Oct. 27

Virginia Tech 21 at No. 24 NC State 22 7:30 p.m., ESPN

Saturday, Oct. 29

Boston College 3 at UConn 13 Noon, CBSN
Georgia Tech 16 at Florida State 41 Noon, ACCN
Notre Dame 41 at No. 16 Syracuse 24 Noon, ABC
Miami 14 at Virginia 12 (4ot) 12:30 p.m., RSN
No. 10 Wake Forest 48 at Louisville 21 3:30 p.m., ACCN
Pitt 24 at No. 21 North Carolina 42 8 p.m., ACCN
Open: Clemson, Duke

WEEK 10

*CFP Rankings used beginning in Week 10

Friday, Nov. 4

Duke 38 at Boston College 31 7 p.m., ESPN2

Saturday, Nov. 5

No. 17 North Carolina 31 at Virginia 28 Noon, ACCN
Georgia Tech 28 at Virginia Tech 27 12:30 p.m., RSN
No. 20 Syracuse 9 at Pitt 19 3:30 p.m., ACCN
No. 4 Clemson 14 at Notre Dame 35 7:30 p.m., NBC
Florida State 45 at Miami 3 7:30 p.m., ABC
James Madison 10 at Louisville 34 7:30 p.m., ESPN
No. 21 Wake Forest 21 at No. 22 NC State 30 8 p.m., ACCN

WEEK 11

Saturday, Nov. 12

Virginia Tech 7 at Duke 24 Noon, RSN
Pitt 37 at Virginia 7 Noon, ACCN
Boston College 21 at No. 16 NC State 20
..... 3:30 p.m., ACCN

Louisville 16 at No. 10 Clemson 31 3:30 p.m., ESPN
Miami 35 at Georgia Tech 14 3:30 p.m., RSN
No. 15 North Carolina 36 at Wake Forest 34
..... 7:30 p.m., ESPN2
No. 23 Florida State 38 at Syracuse 3 8 p.m., ACCN

WEEK 12

Saturday, Nov. 19

Duke 26 at Pitt 28 Noon, ACCN
Louisiana 17 at No. 19 Florida State 49 Noon, RSN
Virginia Tech 23 at Liberty 22 Noon, ESPN+
Boston College 0 at Notre Dame 44 2:30 p.m., NBC
Miami 10 at No. 9 Clemson 40 3:30 p.m., ESPN
No. 24 NC State 10 at Louisville 25 3:30 p.m., RSN
Georgia Tech 21 at No. 13 North Carolina 17
..... 5:30 p.m., ESPN2
Syracuse 35 at Wake Forest 45 8 p.m., ACCN
Coastal Carolina at Virginia cancelled

WEEK 13

Friday, Nov. 25

NC State 30 at No. 17 North Carolina 27 (2ot) 3:30 p.m., ABC
Florida 38 at No. 16 Florida State 45 7:30 p.m., ABC

Saturday, Nov. 26

South Carolina 31 at No. 8 Clemson 30 Noon, ABC
Georgia Tech 14 at No. 1 Georgia 37 Noon, ESPN
No. 25 Louisville 13 at Kentucky 26 3 p.m., SECN
Wake Forest 31 at Duke 34 3:30 p.m., ACCN
Syracuse 32 at Boston College 23 7:30 p.m., RSN
Pitt 42 at Miami 16 8 p.m., ACCN
Virginia at Virginia Tech cancelled

2022 SUBWAY ACC FOOTBALL CHAMPIONSHIP GAME

Saturday, Dec. 3

No. 9 Clemson (Atlantic) 39,
No. 24 North Carolina (Coastal) 10

8 p.m., ABC | Bank of America Stadium | Charlotte, N.C.

BOWL SEASON

Saturday, Dec. 17

Wasabi Fenway Bowl
Cincinnati 7 vs. Louisville 24 11 a.m., ESPN

Friday, Dec. 23

Union Home Mortgage Gasparilla Bowl
Wake Forest 27 vs. Missouri 17 6:30 a.m., ESPN

Wednesday, Dec. 28

Military Bowl Presented by Peraton
UCF 13 vs. Duke 30 2 p.m., ESPN

San Diego County Credit Union Holiday Bowl

No. 15 Oregon 28 vs. North Carolina 27 8 p.m., FOX

Thursday, Dec. 29

Bad Boy Mowers Pinstripe Bowl
Syracuse 20 vs. Minnesota 28 2 p.m., ESPN

Cheez-It Bowl

Oklahoma 32 vs. No. 13 Florida State 35 5:30 p.m., ESPN

Friday, Dec. 30

Duke's Mayo Bowl
Maryland 16 vs. No. 23 NC State 12 Noon, ESPN

Tony the Tiger Sun Bowl

Pitt 37 vs. No. 18 UCLA 35 2 p.m., CBS

Capital One Orange Bowl

No. 6 Tennessee 31 vs. No. 7 Clemson 14 8 p.m., ESPN



**2022-23 ACC Football
Extended Team Leaders
All games**

SCORING OFFENSE

Team	G	TD	FG	XPT	2XP	DXP	Saf	Pts	Avg/G
Florida St.	13	62	12	57	2	0	0	469	36.08
Wake Forest	13	62	12	59	1	0	0	469	36.08
North Carolina	14	63	15	57	1	0	0	482	34.43
Clemson	14	57	20	51	4	0	2	465	33.21
Duke	13	54	17	52	0	0	0	427	32.85
Pittsburgh	13	49	20	47	2	0	1	407	31.31
Syracuse	13	43	20	40	1	0	0	360	27.69
Louisville	13	42	20	38	0	0	0	350	26.92
NC State	13	33	29	31	0	0	0	316	24.31
Miami (FL)	12	33	17	32	1	0	0	283	23.58
Virginia Tech	11	27	9	23	0	0	0	212	19.27
Boston College	12	27	9	24	0	0	0	213	17.75
Georgia Tech	12	24	14	20	0	0	0	206	17.17
Virginia	10	20	11	17	0	0	0	170	17

TOTAL DEFENSE

Team	G	Rush	Pass	Plays	Yards	Avg/P	TD	Avg/G
Florida St.	13	2033	2150	863	4183	4.85	32	321.77
NC State	13	1309	2941	851	4250	4.99	28	326.92
Syracuse	13	1869	2403	872	4272	4.9	35	328.62
Pittsburgh	13	1286	3000	833	4286	5.15	36	329.69
Louisville	13	1731	2561	848	4292	5.06	30	330.15
Clemson	14	1438	3244	930	4682	5.03	33	334.43
Virginia	10	1532	2044	719	3576	4.97	22	357.6
Virginia Tech	11	1487	2587	755	4074	5.4	28	370.36
Miami (FL)	12	1715	2803	761	4518	5.94	38	376.5
Boston College	12	2000	2534	806	4534	5.63	44	377.83
Duke	13	1581	3345	891	4926	5.53	35	378.92
Georgia Tech	12	2263	2549	866	4812	5.56	37	401
Wake Forest	13	1765	3491	930	5256	5.65	43	404.31
North Carolina	14	2313	3798	995	6111	6.14	56	436.5

SCORING DEFENSE

Team	G	TD	FG	XPT	2XP	DXP	Saf	Pts	Avg/G
Louisville	13	30	13	30	0	0	0	249	19.15
NC State	13	29	16	27	0	0	0	249	19.15
Florida St.	13	32	15	29	1	0	0	268	20.62
Clemson	14	36	14	34	0	0	0	292	20.86
Duke	13	36	12	33	1	0	0	287	22.08
Syracuse	13	38	12	32	1	0	1	300	23.08
Virginia	10	26	19	25	1	0	0	240	24
Pittsburgh	13	39	16	34	0	0	0	316	24.31
Virginia Tech	11	31	19	27	0	0	1	272	24.73
Miami (FL)	12	40	13	40	0	0	1	321	26.75
Wake Forest	13	45	18	34	4	0	1	368	28.31
Georgia Tech	12	42	16	39	1	0	0	341	28.42
Boston College	12	45	18	38	1	0	0	364	30.33
North Carolina	14	57	11	52	2	0	0	431	30.79

TOTAL OFFENSE PLAYS

Team	G	Rush	Pass	Plays	Yards	Avg/P	TD	Avg/G
North Carolina	14	2149	4330	1034	6479	6.27	62	462.79
Clemson	14	2491	3253	1026	5744	5.6	55	410.29
Wake Forest	13	1696	4055	978	5751	5.88	60	442.38
NC State	13	1479	2939	913	4418	4.84	31	339.85
Pittsburgh	13	2374	2903	912	5277	5.79	43	405.92
Florida St.	13	2783	3512	904	6295	6.96	61	484.23
Louisville	13	2608	2672	886	5280	5.96	38	406.15
Duke	13	2394	3010	884	5404	6.11	51	415.69
Miami (FL)	12	1537	2868	827	4405	5.33	30	367.08
Syracuse	13	1852	3020	816	4872	5.97	40	374.77
Georgia Tech	12	1592	2306	807	3898	4.83	23	324.83
Boston College	12	758	2965	803	3723	4.64	27	310.25
Virginia Tech	11	1212	2236	734	3448	4.7	24	313.45
Virginia	10	1231	2210	670	3441	5.14	20	344.1

TOUCHDOWNS SCORED

Team	G	TD	FG	XPT	2XP	DXP	Saf	Pts	Avg/G
North Carolina	14	63	15	57	1	0	0	482	34.43
Wake Forest	13	62	12	59	1	0	0	469	36.08
Florida St.	13	62	12	57	2	0	0	469	36.08
Clemson	14	57	20	51	4	0	2	465	33.21
Duke	13	54	17	52	0	0	0	427	32.85
Pittsburgh	13	49	20	47	2	0	1	407	31.31
Syracuse	13	43	20	40	1	0	0	360	27.69
Louisville	13	42	20	38	0	0	0	350	26.92
NC State	13	33	29	31	0	0	0	316	24.31
Miami (FL)	12	33	17	32	1	0	0	283	23.58
Virginia Tech	11	27	9	23	0	0	0	212	19.27
Boston College	12	27	9	24	0	0	0	213	17.75
Georgia Tech	12	24	14	20	0	0	0	206	17.17
Virginia	10	20	11	17	0	0	0	170	17

TOTAL OFFENSE YARDS

Team	G	Rush	Pass	Plays	Yards	Avg/P	TD	Avg/G
North Carolina	14	2149	4330	1034	6479	6.27	62	462.79
Florida St.	13	2783	3512	904	6295	6.96	61	484.23
Wake Forest	13	1696	4055	978	5751	5.88	60	442.38
Clemson	14	2491	3253	1026	5744	5.6	55	410.29
Duke	13	2394	3010	884	5404	6.11	51	415.69
Louisville	13	2608	2672	886	5280	5.96	38	406.15
Pittsburgh	13	2374	2903	912	5277	5.79	43	405.92
Syracuse	13	1852	3020	816	4872	5.97	40	374.77
NC State	13	1479	2939	913	4418	4.84	31	339.85
Miami (FL)	12	1537	2868	827	4405	5.33	30	367.08
Georgia Tech	12	1592	2306	807	3898	4.83	23	324.83
Boston College	12	758	2965	803	3723	4.64	27	310.25
Virginia Tech	11	1212	2236	734	3448	4.7	24	313.45
Virginia	10	1231	2210	670	3441	5.14	20	344.1



**2022-23 ACC Football
Extended Team Leaders
All games**

PTS SCORED KICKING

Team	G	TD	FG	XPT	2XP	DXP	Saf	Pts	Avg/G
North Carolina	14	63	15	57	1	0	0	482	34.43
Wake Forest	13	62	12	59	1	0	0	469	36.08
Florida St.	13	62	12	57	2	0	0	469	36.08
Clemson	14	57	20	51	4	0	2	465	33.21
Duke	13	54	17	52	0	0	0	427	32.85
Pittsburgh	13	49	20	47	2	0	1	407	31.31
Syracuse	13	43	20	40	1	0	0	360	27.69
Louisville	13	42	20	38	0	0	0	350	26.92
NC State	13	33	29	31	0	0	0	316	24.31
Miami (FL)	12	33	17	32	1	0	0	283	23.58
Boston College	12	27	9	24	0	0	0	213	17.75
Virginia Tech	11	27	9	23	0	0	0	212	19.27
Georgia Tech	12	24	14	20	0	0	0	206	17.17
Virginia	10	20	11	17	0	0	0	170	17

TOTAL OFF. AVG/PLAY

Team	G	Rush	Pass	Plays	Yards	Avg/P	TD	Avg/G
Florida St.	13	2783	3512	904	6295	6.96	61	484.23
North Carolina	14	2149	4330	1034	6479	6.27	62	462.79
Duke	13	2394	3010	884	5404	6.11	51	415.69
Syracuse	13	1852	3020	816	4872	5.97	40	374.77
Louisville	13	2608	2672	886	5280	5.96	38	406.15
Wake Forest	13	1696	4055	978	5751	5.88	60	442.38
Pittsburgh	13	2374	2903	912	5277	5.79	43	405.92
Clemson	14	2491	3253	1026	5744	5.6	55	410.29
Miami (FL)	12	1537	2868	827	4405	5.33	30	367.08
Virginia	10	1231	2210	670	3441	5.14	20	344.1
NC State	13	1479	2939	913	4418	4.84	31	339.85
Georgia Tech	12	1592	2306	807	3898	4.83	23	324.83
Virginia Tech	11	1212	2236	734	3448	4.7	24	313.45
Boston College	12	758	2965	803	3723	4.64	27	310.25

TOTAL OFFENSE

Team	G	Rush	Pass	Plays	Yards	Avg/P	TD	Avg/G
Florida St.	13	2783	3512	904	6295	6.96	61	484.23
North Carolina	14	2149	4330	1034	6479	6.27	62	462.79
Wake Forest	13	1696	4055	978	5751	5.88	60	442.38
Duke	13	2394	3010	884	5404	6.11	51	415.69
Clemson	14	2491	3253	1026	5744	5.6	55	410.29
Louisville	13	2608	2672	886	5280	5.96	38	406.15
Pittsburgh	13	2374	2903	912	5277	5.79	43	405.92
Syracuse	13	1852	3020	816	4872	5.97	40	374.77
Miami (FL)	12	1537	2868	827	4405	5.33	30	367.08
Virginia	10	1231	2210	670	3441	5.14	20	344.1
NC State	13	1479	2939	913	4418	4.84	31	339.85
Georgia Tech	12	1592	2306	807	3898	4.83	23	324.83
Virginia Tech	11	1212	2236	734	3448	4.7	24	313.45
Boston College	12	758	2965	803	3723	4.64	27	310.25

TOTAL OFFENSE TDS

Team	G	Rush	Pass	Plays	Yards	Avg/P	TD	Avg/G
North Carolina	14	2149	4330	1034	6479	6.27	62	462.79
Florida St.	13	2783	3512	904	6295	6.96	61	484.23
Wake Forest	13	1696	4055	978	5751	5.88	60	442.38
Clemson	14	2491	3253	1026	5744	5.6	55	410.29
Duke	13	2394	3010	884	5404	6.11	51	415.69
Pittsburgh	13	2374	2903	912	5277	5.79	43	405.92
Syracuse	13	1852	3020	816	4872	5.97	40	374.77
Louisville	13	2608	2672	886	5280	5.96	38	406.15
NC State	13	1479	2939	913	4418	4.84	31	339.85
Miami (FL)	12	1537	2868	827	4405	5.33	30	367.08
Boston College	12	758	2965	803	3723	4.64	27	310.25
Virginia Tech	11	1212	2236	734	3448	4.7	24	313.45
Georgia Tech	12	1592	2306	807	3898	4.83	23	324.83
Virginia	10	1231	2210	670	3441	5.14	20	344.1

RUSHING OFFENSE

Team	G	Att	Yards	Avg/A	Long	TD	Avg/G
Florida St.	13	509	2783	5.47	71	33	214.08
Louisville	13	518	2608	5.03	71	25	200.62
Duke	13	484	2394	4.95	74	31	184.15
Pittsburgh	13	521	2374	4.56	80	30	182.62
Clemson	14	546	2491	4.56	53	31	177.93
North Carolina	14	508	2149	4.23	80	24	153.5
Syracuse	13	444	1852	4.17	90	21	142.46
Georgia Tech	12	426	1592	3.74	63	13	132.67
Wake Forest	13	505	1696	3.36	45	17	130.46
Miami (FL)	12	414	1537	3.71	56	12	128.08
Virginia	10	329	1231	3.74	64	13	123.1
NC State	13	442	1479	3.35	36	8	113.77
Virginia Tech	11	388	1212	3.12	65	15	110.18
Boston College	12	363	758	2.09	40	6	63.17

RUSHING TDS

Team	G	Att	Yards	Avg/A	Long	TD	Avg/G
Florida St.	13	509	2783	5.47	71	33	214.08
Duke	13	484	2394	4.95	74	31	184.15
Clemson	14	546	2491	4.56	53	31	177.93
Pittsburgh	13	521	2374	4.56	80	30	182.62
Louisville	13	518	2608	5.03	71	25	200.62
North Carolina	14	508	2149	4.23	80	24	153.5
Syracuse	13	444	1852	4.17	90	21	142.46
Wake Forest	13	505	1696	3.36	45	17	130.46
Virginia Tech	11	388	1212	3.12	65	15	110.18
Virginia	10	329	1231	3.74	64	13	123.1
Georgia Tech	12	426	1592	3.74	63	13	132.67
Miami (FL)	12	414	1537	3.71	56	12	128.08
NC State	13	442	1479	3.35	36	8	113.77
Boston College	12	363	758	2.09	40	6	63.17



**2022-23 ACC Football
Extended Team Leaders
All games**

RUSHING DEFENSE

Team	G	Att	Yards	Avg/A	Long	TD	Avg/G
Pittsburgh	13	384	1286	3.35	63	13	98.92
NC State	13	390	1309	3.36	71	13	100.69
Clemson	14	442	1438	3.25	44	12	102.71
Duke	13	426	1581	3.71	55	10	121.62
Louisville	13	486	1731	3.56	46	13	133.15
Virginia Tech	11	381	1487	3.9	80	15	135.18
Wake Forest	13	464	1765	3.8	53	14	135.77
Miami (FL)	12	426	1715	4.03	42	18	142.92
Syracuse	13	503	1869	3.72	50	17	143.77
Virginia	10	407	1532	3.76	59	12	153.2
Florida St.	13	514	2033	3.96	45	14	156.38
North Carolina	14	513	2313	4.51	74	29	165.21
Boston College	12	458	2000	4.37	65	25	166.67
Georgia Tech	12	500	2263	4.53	80	20	188.58

PASS EFFICIENCY

Team	G	Comp-Att-Int	Pct.	Yds	Avg/G	TD	Effic
Wake Forest	13	302 - 473 - 13	63.85	4055	311.92	43	160.36
Florida St.	13	249 - 395 - 7	63.04	3512	270.15	28	157.57
North Carolina	14	344 - 526 - 7	65.40	4330	309.29	38	155.73
Syracuse	13	229 - 372 - 10	61.56	3020	232.31	19	141.23
Duke	13	255 - 400 - 6	63.75	3010	231.54	20	140.46
Clemson	14	298 - 480 - 10	62.08	3253	232.36	24	131.34
Miami (FL)	12	255 - 413 - 12	61.74	2868	239.00	18	128.65
Boston College	12	262 - 440 - 14	59.55	2965	247.08	21	125.54
Louisville	13	218 - 368 - 12	59.24	2672	205.54	13	125.37
Pittsburgh	13	223 - 391 - 11	57.03	2903	223.31	13	124.74
NC State	13	269 - 471 - 8	57.11	2939	226.08	23	122.25
Virginia Tech	11	203 - 346 - 9	58.67	2236	203.27	9	116.34
Georgia Tech	12	219 - 381 - 9	57.48	2306	192.17	10	112.26
Virginia	10	185 - 341 - 12	54.25	2210	221.00	7	108.43

YARDS PER RUSH

Team	G	Att	Yards	Avg/A	Long	TD	Avg/G
Florida St.	13	509	2783	5.47	71	33	214.08
Louisville	13	518	2608	5.03	71	25	200.62
Duke	13	484	2394	4.95	74	31	184.15
Pittsburgh	13	521	2374	4.56	80	30	182.62
Clemson	14	546	2491	4.56	53	31	177.93
North Carolina	14	508	2149	4.23	80	24	153.5
Syracuse	13	444	1852	4.17	90	21	142.46
Virginia	10	329	1231	3.74	64	13	123.1
Georgia Tech	12	426	1592	3.74	63	13	132.67
Miami (FL)	12	414	1537	3.71	56	12	128.08
Wake Forest	13	505	1696	3.36	45	17	130.46
NC State	13	442	1479	3.35	36	8	113.77
Virginia Tech	11	388	1212	3.12	65	15	110.18
Boston College	12	363	758	2.09	40	6	63.17

PASS DEFENSE EFFIC.

Team	G	Comp-Att-Int	Pct.	Yds	Avg/G	TD	Effic
NC State	13	264 - 461 - 19	57.27	2941	226.23	15	113.35
Florida St.	13	197 - 349 - 8	56.45	2150	165.38	18	120.63
Pittsburgh	13	251 - 449 - 14	55.90	3000	230.77	23	122.69
Virginia	10	191 - 312 - 5	61.22	2044	204.40	10	123.62
Louisville	13	211 - 362 - 15	58.29	2561	197.00	17	124.92
Clemson	14	299 - 488 - 13	61.27	3244	231.71	21	125.98
Georgia Tech	12	213 - 366 - 11	58.20	2549	212.42	17	126.02
Virginia Tech	11	222 - 374 - 4	59.36	2587	235.18	13	126.79
Syracuse	13	246 - 369 - 10	66.67	2403	184.85	18	132.05
Boston College	12	205 - 348 - 7	58.91	2534	211.17	19	134.07
Duke	13	283 - 465 - 10	60.86	3345	257.31	25	134.73
Wake Forest	13	280 - 466 - 7	60.09	3491	268.54	29	140.55
Miami (FL)	12	204 - 335 - 14	60.90	2803	233.58	20	142.52
North Carolina	14	317 - 482 - 9	65.77	3798	271.29	27	146.71

RUSH ATTEMPTS

Team	G	Att	Yards	Avg/A	Long	TD	Avg/G
Clemson	14	546	2491	4.56	53	31	177.93
Pittsburgh	13	521	2374	4.56	80	30	182.62
Louisville	13	518	2608	5.03	71	25	200.62
Florida St.	13	509	2783	5.47	71	33	214.08
North Carolina	14	508	2149	4.23	80	24	153.5
Wake Forest	13	505	1696	3.36	45	17	130.46
Duke	13	484	2394	4.95	74	31	184.15
Syracuse	13	444	1852	4.17	90	21	142.46
NC State	13	442	1479	3.35	36	8	113.77
Georgia Tech	12	426	1592	3.74	63	13	132.67
Miami (FL)	12	414	1537	3.71	56	12	128.08
Virginia Tech	11	388	1212	3.12	65	15	110.18
Boston College	12	363	758	2.09	40	6	63.17
Virginia	10	329	1231	3.74	64	13	123.1



**2022-23 ACC Football
Extended Team Leaders
All games**

RUSH YARDS

Team	G	Att	Yards	Avg/A	Long	TD	Avg/G
Florida St.	13	509	2783	5.47	71	33	214.08
Louisville	13	518	2608	5.03	71	25	200.62
Clemson	14	546	2491	4.56	53	31	177.93
Duke	13	484	2394	4.95	74	31	184.15
Pittsburgh	13	521	2374	4.56	80	30	182.62
North Carolina	14	508	2149	4.23	80	24	153.5
Syracuse	13	444	1852	4.17	90	21	142.46
Wake Forest	13	505	1696	3.36	45	17	130.46
Georgia Tech	12	426	1592	3.74	63	13	132.67
Miami (FL)	12	414	1537	3.71	56	12	128.08
NC State	13	442	1479	3.35	36	8	113.77
Virginia	10	329	1231	3.74	64	13	123.1
Virginia Tech	11	388	1212	3.12	65	15	110.18
Boston College	12	363	758	2.09	40	6	63.17



**2022-23 ACC Football
Extended Team Leaders
All games**

PASS OFFENSE

Team	G	Comp-Att-Int	Pct.	Yds	Avg/A	TD	Avg/G
Wake Forest	13	302 - 473 - 13	63.85	4055	8.57	43	311.92
North Carolina	14	344 - 526 - 7	65.40	4330	8.23	38	309.29
Florida St.	13	249 - 395 - 7	63.04	3512	8.89	28	270.15
Boston College	12	262 - 440 - 14	59.55	2965	6.74	21	247.08
Miami (FL)	12	255 - 413 - 12	61.74	2868	6.94	18	239.00
Clemson	14	298 - 480 - 10	62.08	3253	6.78	24	232.36
Syracuse	13	229 - 372 - 10	61.56	3020	8.12	19	232.31
Duke	13	255 - 400 - 6	63.75	3010	7.53	20	231.54
NC State	13	269 - 471 - 8	57.11	2939	6.24	23	226.08
Pittsburgh	13	223 - 391 - 11	57.03	2903	7.42	13	223.31
Virginia	10	185 - 341 - 12	54.25	2210	6.48	7	221.00
Louisville	13	218 - 368 - 12	59.24	2672	7.26	13	205.54
Virginia Tech	11	203 - 346 - 9	58.67	2236	6.46	9	203.27
Georgia Tech	12	219 - 381 - 9	57.48	2306	6.05	10	192.17

PASS COMP. PCT

Team	G	Comp-Att-Int	Pct.	Yds	Avg/A	TD	Avg/G
North Carolina	14	344 - 526 - 7	65.40	4330	8.23	38	309.29
Wake Forest	13	302 - 473 - 13	63.85	4055	8.57	43	311.92
Duke	13	255 - 400 - 6	63.75	3010	7.53	20	231.54
Florida St.	13	249 - 395 - 7	63.04	3512	8.89	28	270.15
Clemson	14	298 - 480 - 10	62.08	3253	6.78	24	232.36
Miami (FL)	12	255 - 413 - 12	61.74	2868	6.94	18	239.00
Syracuse	13	229 - 372 - 10	61.56	3020	8.12	19	232.31
Boston College	12	262 - 440 - 14	59.55	2965	6.74	21	247.08
Louisville	13	218 - 368 - 12	59.24	2672	7.26	13	205.54
Virginia Tech	11	203 - 346 - 9	58.67	2236	6.46	9	203.27
Georgia Tech	12	219 - 381 - 9	57.48	2306	6.05	10	192.17
NC State	13	269 - 471 - 8	57.11	2939	6.24	23	226.08
Pittsburgh	13	223 - 391 - 11	57.03	2903	7.42	13	223.31
Virginia	10	185 - 341 - 12	54.25	2210	6.48	7	221.00

PASS DEFENSE

Team	G	Comp-Att-Int	Pct.	Yds	Avg/A	TD	Avg/G
Florida St.	13	197 - 349 - 8	56.45	2150	6.16	18	165.38
Syracuse	13	246 - 369 - 10	66.67	2403	6.51	18	184.85
Louisville	13	211 - 362 - 15	58.29	2561	7.07	17	197.00
Virginia	10	191 - 312 - 5	61.22	2044	6.55	10	204.40
Boston College	12	205 - 348 - 7	58.91	2534	7.28	19	211.17
Georgia Tech	12	213 - 366 - 11	58.20	2549	6.96	17	212.42
NC State	13	264 - 461 - 19	57.27	2941	6.38	15	226.23
Pittsburgh	13	251 - 449 - 14	55.90	3000	6.68	23	230.77
Clemson	14	299 - 488 - 13	61.27	3244	6.65	21	231.71
Miami (FL)	12	204 - 335 - 14	60.90	2803	8.37	20	233.58
Virginia Tech	11	222 - 374 - 4	59.36	2587	6.92	13	235.18
Duke	13	283 - 465 - 10	60.86	3345	7.19	25	257.31
Wake Forest	13	280 - 466 - 7	60.09	3491	7.49	29	268.54
North Carolina	14	317 - 482 - 9	65.77	3798	7.88	27	271.29

PASS YDS/COMP.

Team	G	Comp-Att-Int	Pct.	Yds	Avg/A	TD	Avg/G
Wake Forest	13	302 - 473 - 13	63.85	4055	8.57	43	311.92
Florida St.	13	249 - 395 - 7	63.04	3512	8.89	28	270.15
North Carolina	14	344 - 526 - 7	65.40	4330	8.23	38	309.29
Syracuse	13	229 - 372 - 10	61.56	3020	8.12	19	232.31
Duke	13	255 - 400 - 6	63.75	3010	7.53	20	231.54
Clemson	14	298 - 480 - 10	62.08	3253	6.78	24	232.36
Miami (FL)	12	255 - 413 - 12	61.74	2868	6.94	18	239.00
Boston College	12	262 - 440 - 14	59.55	2965	6.74	21	247.08
Louisville	13	218 - 368 - 12	59.24	2672	7.26	13	205.54
Pittsburgh	13	223 - 391 - 11	57.03	2903	7.42	13	223.31
NC State	13	269 - 471 - 8	57.11	2939	6.24	23	226.08
Virginia Tech	11	203 - 346 - 9	58.67	2236	6.46	9	203.27
Georgia Tech	12	219 - 381 - 9	57.48	2306	6.05	10	192.17
Virginia	10	185 - 341 - 12	54.25	2210	6.48	7	221.00

PASS ATTEMPTS

Team	G	Comp-Att-Int	Pct.	Yds	Avg/A	TD	Avg/G
North Carolina	14	344 - 526 - 7	65.40	4330	8.23	38	309.29
Clemson	14	298 - 480 - 10	62.08	3253	6.78	24	232.36
Wake Forest	13	302 - 473 - 13	63.85	4055	8.57	43	311.92
NC State	13	269 - 471 - 8	57.11	2939	6.24	23	226.08
Boston College	12	262 - 440 - 14	59.55	2965	6.74	21	247.08
Miami (FL)	12	255 - 413 - 12	61.74	2868	6.94	18	239.00
Duke	13	255 - 400 - 6	63.75	3010	7.53	20	231.54
Florida St.	13	249 - 395 - 7	63.04	3512	8.89	28	270.15
Pittsburgh	13	223 - 391 - 11	57.03	2903	7.42	13	223.31
Georgia Tech	12	219 - 381 - 9	57.48	2306	6.05	10	192.17
Syracuse	13	229 - 372 - 10	61.56	3020	8.12	19	232.31
Louisville	13	218 - 368 - 12	59.24	2672	7.26	13	205.54
Virginia Tech	11	203 - 346 - 9	58.67	2236	6.46	9	203.27
Virginia	10	185 - 341 - 12	54.25	2210	6.48	7	221.00

PASS YDS/ATT.

Team	G	Comp-Att-Int	Pct.	Yds	Avg/A	TD	Avg/G
Florida St.	13	249 - 395 - 7	63.04	3512	8.89	28	270.15
North Carolina	14	344 - 526 - 7	65.40	4330	8.23	38	309.29
Wake Forest	13	302 - 473 - 13	63.85	4055	8.57	43	311.92
Syracuse	13	229 - 372 - 10	61.56	3020	8.12	19	232.31
Pittsburgh	13	223 - 391 - 11	57.03	2903	7.42	13	223.31
Duke	13	255 - 400 - 6	63.75	3010	7.53	20	231.54
Louisville	13	218 - 368 - 12	59.24	2672	7.26	13	205.54
Clemson	14	298 - 480 - 10	62.08	3253	6.78	24	232.36
Boston College	12	262 - 440 - 14	59.55	2965	6.74	21	247.08
Miami (FL)	12	255 - 413 - 12	61.74	2868	6.94	18	239.00
NC State	13	269 - 471 - 8	57.11	2939	6.24	23	226.08
Georgia Tech	12	219 - 381 - 9	57.48	2306	6.05	10	192.17
Virginia Tech	11	203 - 346 - 9	58.67	2236	6.46	9	203.27
Virginia	10	185 - 341 - 12	54.25	2210	6.48	7	221.00



**2022-23 ACC Football
Extended Team Leaders
All games**

PASS COMPLETIONS

Team	G	Comp-Att-Int	Pct.	Yds	Avg/A	TD	Avg/G
North Carolina	14	344 - 526 - 7	65.40	4330	8.23	38	309.29
Wake Forest	13	302 - 473 - 13	63.85	4055	8.57	43	311.92
Clemson	14	298 - 480 - 10	62.08	3253	6.78	24	232.36
NC State	13	269 - 471 - 8	57.11	2939	6.24	23	226.08
Boston College	12	262 - 440 - 14	59.55	2965	6.74	21	247.08
Miami (FL)	12	255 - 413 - 12	61.74	2868	6.94	18	239.00
Duke	13	255 - 400 - 6	63.75	3010	7.53	20	231.54
Florida St.	13	249 - 395 - 7	63.04	3512	8.89	28	270.15
Syracuse	13	229 - 372 - 10	61.56	3020	8.12	19	232.31
Pittsburgh	13	223 - 391 - 11	57.03	2903	7.42	13	223.31
Georgia Tech	12	219 - 381 - 9	57.48	2306	6.05	10	192.17
Louisville	13	218 - 368 - 12	59.24	2672	7.26	13	205.54
Virginia Tech	11	203 - 346 - 9	58.67	2236	6.46	9	203.27
Virginia	10	185 - 341 - 12	54.25	2210	6.48	7	221.00

PASS INTERCEPTIONS

Team	G	Comp-Att-Int	Pct.	Yds	Avg/A	TD	Avg/G
Duke	13	255 - 400 - 6	63.75	3010	7.53	20	231.54
Florida St.	13	249 - 395 - 7	63.04	3512	8.89	28	270.15
North Carolina	14	344 - 526 - 7	65.40	4330	8.23	38	309.29
NC State	13	269 - 471 - 8	57.11	2939	6.24	23	226.08
Virginia Tech	11	203 - 346 - 9	58.67	2236	6.46	9	203.27
Georgia Tech	12	219 - 381 - 9	57.48	2306	6.05	10	192.17
Syracuse	13	229 - 372 - 10	61.56	3020	8.12	19	232.31
Clemson	14	298 - 480 - 10	62.08	3253	6.78	24	232.36
Pittsburgh	13	223 - 391 - 11	57.03	2903	7.42	13	223.31
Virginia	10	185 - 341 - 12	54.25	2210	6.48	7	221.00
Miami (FL)	12	255 - 413 - 12	61.74	2868	6.94	18	239.00
Louisville	13	218 - 368 - 12	59.24	2672	7.26	13	205.54
Wake Forest	13	302 - 473 - 13	63.85	4055	8.57	43	311.92
Boston College	12	262 - 440 - 14	59.55	2965	6.74	21	247.08

PASS YARDS

Team	G	Comp-Att-Int	Pct.	Yds	Avg/A	TD	Avg/G
North Carolina	14	344 - 526 - 7	65.40	4330	8.23	38	309.29
Wake Forest	13	302 - 473 - 13	63.85	4055	8.57	43	311.92
Florida St.	13	249 - 395 - 7	63.04	3512	8.89	28	270.15
Clemson	14	298 - 480 - 10	62.08	3253	6.78	24	232.36
Syracuse	13	229 - 372 - 10	61.56	3020	8.12	19	232.31
Duke	13	255 - 400 - 6	63.75	3010	7.53	20	231.54
Boston College	12	262 - 440 - 14	59.55	2965	6.74	21	247.08
NC State	13	269 - 471 - 8	57.11	2939	6.24	23	226.08
Pittsburgh	13	223 - 391 - 11	57.03	2903	7.42	13	223.31
Miami (FL)	12	255 - 413 - 12	61.74	2868	6.94	18	239.00
Louisville	13	218 - 368 - 12	59.24	2672	7.26	13	205.54
Georgia Tech	12	219 - 381 - 9	57.48	2306	6.05	10	192.17
Virginia Tech	11	203 - 346 - 9	58.67	2236	6.46	9	203.27
Virginia	10	185 - 341 - 12	54.25	2210	6.48	7	221.00

PASSING TDS

Team	G	Comp-Att-Int	Pct.	Yds	Avg/A	TD	Avg/G
Wake Forest	13	302 - 473 - 13	63.85	4055	8.57	43	311.92
North Carolina	14	344 - 526 - 7	65.40	4330	8.23	38	309.29
Florida St.	13	249 - 395 - 7	63.04	3512	8.89	28	270.15
Clemson	14	298 - 480 - 10	62.08	3253	6.78	24	232.36
NC State	13	269 - 471 - 8	57.11	2939	6.24	23	226.08
Boston College	12	262 - 440 - 14	59.55	2965	6.74	21	247.08
Duke	13	255 - 400 - 6	63.75	3010	7.53	20	231.54
Syracuse	13	229 - 372 - 10	61.56	3020	8.12	19	232.31
Miami (FL)	12	255 - 413 - 12	61.74	2868	6.94	18	239.00
Pittsburgh	13	223 - 391 - 11	57.03	2903	7.42	13	223.31
Louisville	13	218 - 368 - 12	59.24	2672	7.26	13	205.54
Georgia Tech	12	219 - 381 - 9	57.48	2306	6.05	10	192.17
Virginia Tech	11	203 - 346 - 9	58.67	2236	6.46	9	203.27
Virginia	10	185 - 341 - 12	54.25	2210	6.48	7	221.00

FIELD GOALS

Team	G	Made	Att	Pct
NC State	13	29	31	93.55
Louisville	13	20	22	90.91
Wake Forest	13	12	14	85.71
Miami (FL)	12	17	20	85
Pittsburgh	13	20	24	83.33
Syracuse	13	20	26	76.92
Clemson	14	20	26	76.92
Virginia Tech	11	9	12	75
Georgia Tech	12	14	19	73.68
North Carolina	14	15	21	71.43
Duke	13	17	24	70.83
Virginia	10	11	18	61.11
Florida St.	13	12	20	60
Boston College	12	9	17	52.94

PATS KICKS MADE

Team	G	Made	Att	Pct
Wake Forest	13	59	60	98.33
North Carolina	14	57	58	98.28
Florida St.	13	57	58	98.28
Duke	13	52	52	100
Clemson	14	51	51	100
Pittsburgh	13	47	47	100
Syracuse	13	40	40	100
Louisville	13	38	39	97.44
Miami (FL)	12	32	32	100
NC State	13	31	31	100
Boston College	12	24	25	96
Virginia Tech	11	23	25	92
Georgia Tech	12	20	21	95.24
Virginia	10	17	20	85



**2022-23 ACC Football
Extended Team Leaders
All games**

FIELD GOALS ATTEMPTED

Team	G	Made	Att	Pct
NC State	13	29	31	93.55
Syracuse	13	20	26	76.92
Clemson	14	20	26	76.92
Pittsburgh	13	20	24	83.33
Duke	13	17	24	70.83
Louisville	13	20	22	90.91
North Carolina	14	15	21	71.43
Miami (FL)	12	17	20	85
Florida St.	13	12	20	60
Georgia Tech	12	14	19	73.68
Virginia	10	11	18	61.11
Boston College	12	9	17	52.94
Wake Forest	13	12	14	85.71
Virginia Tech	11	9	12	75

NET YARDS PER PUNT

Team	G	No.	Yards	Avg/P	Ret.	Avg/R	TB	Net/P
Miami (FL)	12	49	2226	45.43	57	3.80	3	43.04
North Carolina	14	50	2259	45.18	152	7.24	2	41.34
Duke	13	46	1984	43.13	74	5.69	3	40.22
Louisville	13	53	2335	44.06	127	5.52	4	40.15
Virginia Tech	11	74	3069	41.47	32	2.91	4	39.96
Boston College	12	73	2939	40.26	71	5.92	0	39.29
NC State	13	69	2903	42.07	181	8.23	4	38.29
Florida St.	13	34	1422	41.82	72	6.00	3	37.94
Clemson	14	65	2715	41.77	242	10.52	3	37.12
Wake Forest	13	51	1988	38.98	103	12.88	2	36.18
Pittsburgh	13	57	2186	38.35	87	4.83	3	35.77
Syracuse	13	54	2071	38.35	146	7.68	3	34.54
Virginia	10	53	2261	42.66	314	13.08	6	34.47
Georgia Tech	12	77	3172	41.19	686	18.54	6	30.73

FIELD GOALS MADE

Team	G	Made	Att	Pct
NC State	13	29	31	93.55
Syracuse	13	20	26	76.92
Pittsburgh	13	20	24	83.33
Louisville	13	20	22	90.91
Clemson	14	20	26	76.92
Miami (FL)	12	17	20	85
Duke	13	17	24	70.83
North Carolina	14	15	21	71.43
Georgia Tech	12	14	19	73.68
Wake Forest	13	12	14	85.71
Florida St.	13	12	20	60
Virginia	10	11	18	61.11
Virginia Tech	11	9	12	75
Boston College	12	9	17	52.94

AVG YARDS PER PUNT

Team	G	No.	Yards	Avg/P	Ret.	Avg/R	TB	Net/P
Georgia Tech	12	77	3172	41.19	686	18.54	6	30.73
Virginia Tech	11	74	3069	41.47	32	2.91	4	39.96
Boston College	12	73	2939	40.26	71	5.92	0	39.29
NC State	13	69	2903	42.07	181	8.23	4	38.29
Clemson	14	65	2715	41.77	242	10.52	3	37.12
Pittsburgh	13	57	2186	38.35	87	4.83	3	35.77
Syracuse	13	54	2071	38.35	146	7.68	3	34.54
Virginia	10	53	2261	42.66	314	13.08	6	34.47
Louisville	13	53	2335	44.06	127	5.52	4	40.15
Wake Forest	13	51	1988	38.98	103	12.88	2	36.18
North Carolina	14	50	2259	45.18	152	7.24	2	41.34
Miami (FL)	12	49	2226	45.43	57	3.80	3	43.04
Duke	13	46	1984	43.13	74	5.69	3	40.22
Florida St.	13	34	1422	41.82	72	6.00	3	37.94

PAT KICKING

Team	G	Made	Att	Pct
Syracuse	13	40	40	100
Pittsburgh	13	47	47	100
NC State	13	31	31	100
Miami (FL)	12	32	32	100
Duke	13	52	52	100
Clemson	14	51	51	100
Wake Forest	13	59	60	98.33
North Carolina	14	57	58	98.28
Florida St.	13	57	58	98.28
Louisville	13	38	39	97.44
Boston College	12	24	25	96
Georgia Tech	12	20	21	95.24
Virginia Tech	11	23	25	92
Virginia	10	17	20	85

NUMBER OF PUNTS

Team	G	No.	Yards	Avg/P	Ret.	Avg/R	TB	Net/P
Georgia Tech	12	77	3172	41.19	686	18.54	6	30.73
Virginia Tech	11	74	3069	41.47	32	2.91	4	39.96
Boston College	12	73	2939	40.26	71	5.92	0	39.29
NC State	13	69	2903	42.07	181	8.23	4	38.29
Clemson	14	65	2715	41.77	242	10.52	3	37.12
Pittsburgh	13	57	2186	38.35	87	4.83	3	35.77
Syracuse	13	54	2071	38.35	146	7.68	3	34.54
Virginia	10	53	2261	42.66	314	13.08	6	34.47
Louisville	13	53	2335	44.06	127	5.52	4	40.15
Wake Forest	13	51	1988	38.98	103	12.88	2	36.18
North Carolina	14	50	2259	45.18	152	7.24	2	41.34
Miami (FL)	12	49	2226	45.43	57	3.80	3	43.04
Duke	13	46	1984	43.13	74	5.69	3	40.22
Florida St.	13	34	1422	41.82	72	6.00	3	37.94



**2022-23 ACC Football
Extended Team Leaders
All games**

PAT KICK ATTEMPTS

Team	G	Made	Att	Pct
Wake Forest	13	59	60	98.33
North Carolina	14	57	58	98.28
Florida St.	13	57	58	98.28
Duke	13	52	52	100
Clemson	14	51	51	100
Pittsburgh	13	47	47	100
Syracuse	13	40	40	100
Louisville	13	38	39	97.44
Miami (FL)	12	32	32	100
NC State	13	31	31	100
Virginia Tech	11	23	25	92
Boston College	12	24	25	96
Georgia Tech	12	20	21	95.24
Virginia	10	17	20	85

YARDS PUNTED

Team	G	No.	Yards	Avg/P	Ret.	Avg/R	TB	Net/P
Georgia Tech	12	77	3172	41.19	686	18.54	6	30.73
Virginia Tech	11	74	3069	41.47	32	2.91	4	39.96
Boston College	12	73	2939	40.26	71	5.92	0	39.29
NC State	13	69	2903	42.07	181	8.23	4	38.29
Clemson	14	65	2715	41.77	242	10.52	3	37.12
Louisville	13	53	2335	44.06	127	5.52	4	40.15
Virginia	10	53	2261	42.66	314	13.08	6	34.47
North Carolina	14	50	2259	45.18	152	7.24	2	41.34
Miami (FL)	12	49	2226	45.43	57	3.80	3	43.04
Pittsburgh	13	57	2186	38.35	87	4.83	3	35.77
Syracuse	13	54	2071	38.35	146	7.68	3	34.54
Wake Forest	13	51	1988	38.98	103	12.88	2	36.18
Duke	13	46	1984	43.13	74	5.69	3	40.22
Florida St.	13	34	1422	41.82	72	6.00	3	37.94

PUNT RETURN AVG

Team	G	No	Yards	TD	Long	Avg.
Duke	13	13	259	1	81	19.92
North Carolina	14	16	213	0	38	13.31
Florida St.	13	21	227	0	51	10.81
Miami (FL)	12	13	127	0	30	9.77
Georgia Tech	12	9	84	0	29	9.33
Virginia Tech	11	23	209	2	90	9.09
Pittsburgh	13	31	254	1	82	8.19
Syracuse	13	25	195	0	43	7.8
NC State	13	18	140	1	38	7.78
Wake Forest	13	18	134	0	38	7.44
Clemson	14	25	175	0	23	7
Louisville	13	28	141	0	30	5.04
Virginia	10	13	63	0	22	4.85
Boston College	12	14	67	0	16	4.79

KICK RETURNS

Team	G	No.	Yards	TD	Long	Avg.
Miami (FL)	12	35	930	1	91	26.57
Duke	13	31	645	0	67	20.81
Boston College	12	30	646	0	37	21.53
Pittsburgh	13	28	467	0	31	16.68
Virginia Tech	11	27	516	0	40	19.11
North Carolina	14	22	521	1	56	23.68
Virginia	10	20	440	0	38	22.00
Syracuse	13	19	497	0	57	26.16
NC State	13	19	438	0	44	23.05
Clemson	14	18	411	0	69	22.83
Wake Forest	13	16	311	0	38	19.44
Louisville	13	15	371	1	98	24.73
Florida St.	13	15	351	1	93	23.40
Georgia Tech	12	13	273	0	41	21.00

PUNT RETURNS

Team	G	No	Yards	TD	Long	Avg.
Pittsburgh	13	31	254	1	82	8.19
Louisville	13	28	141	0	30	5.04
Syracuse	13	25	195	0	43	7.8
Clemson	14	25	175	0	23	7
Virginia Tech	11	23	209	2	90	9.09
Florida St.	13	21	227	0	51	10.81
Wake Forest	13	18	134	0	38	7.44
NC State	13	18	140	1	38	7.78
North Carolina	14	16	213	0	38	13.31
Boston College	12	14	67	0	16	4.79
Virginia	10	13	63	0	22	4.85
Miami (FL)	12	13	127	0	30	9.77
Duke	13	13	259	1	81	19.92
Georgia Tech	12	9	84	0	29	9.33

KICK RETURN YARDS

Team	G	No.	Yards	TD	Long	Avg.
Miami (FL)	12	35	930	1	91	26.57
Boston College	12	30	646	0	37	21.53
Duke	13	31	645	0	67	20.81
North Carolina	14	22	521	1	56	23.68
Virginia Tech	11	27	516	0	40	19.11
Syracuse	13	19	497	0	57	26.16
Pittsburgh	13	28	467	0	31	16.68
Virginia	10	20	440	0	38	22.00
NC State	13	19	438	0	44	23.05
Clemson	14	18	411	0	69	22.83
Louisville	13	15	371	1	98	24.73
Florida St.	13	15	351	1	93	23.40
Wake Forest	13	16	311	0	38	19.44
Georgia Tech	12	13	273	0	41	21.00



**2022-23 ACC Football
Extended Team Leaders
All games**

PUNT RETURN YARDS

Team	G	No	Yards	TD	Long	Avg.
Duke	13	13	259	1	81	19.92
Pittsburgh	13	31	254	1	82	8.19
Florida St.	13	21	227	0	51	10.81
North Carolina	14	16	213	0	38	13.31
Virginia Tech	11	23	209	2	90	9.09
Syracuse	13	25	195	0	43	7.8
Clemson	14	25	175	0	23	7
Louisville	13	28	141	0	30	5.04
NC State	13	18	140	1	38	7.78
Wake Forest	13	18	134	0	38	7.44
Miami (FL)	12	13	127	0	30	9.77
Georgia Tech	12	9	84	0	29	9.33
Boston College	12	14	67	0	16	4.79
Virginia	10	13	63	0	22	4.85

KICK RETURN TDS

Team	G	No.	Yards	TD	Long	Avg.
North Carolina	14	22	521	1	56	23.68
Miami (FL)	12	35	930	1	91	26.57
Louisville	13	15	371	1	98	24.73
Florida St.	13	15	351	1	93	23.40
Wake Forest	13	16	311	0	38	19.44
Virginia Tech	11	27	516	0	40	19.11
Virginia	10	20	440	0	38	22.00
Syracuse	13	19	497	0	57	26.16
Pittsburgh	13	28	467	0	31	16.68
NC State	13	19	438	0	44	23.05
Georgia Tech	12	13	273	0	41	21.00
Duke	13	31	645	0	67	20.81
Clemson	14	18	411	0	69	22.83
Boston College	12	30	646	0	37	21.53

PUNT RETURN TDS

Team	G	No	Yards	TD	Long	Avg.
Virginia Tech	11	23	209	2	90	9.09
Pittsburgh	13	31	254	1	82	8.19
NC State	13	18	140	1	38	7.78
Duke	13	13	259	1	81	19.92
Wake Forest	13	18	134	0	38	7.44
Virginia	10	13	63	0	22	4.85
Syracuse	13	25	195	0	43	7.8
North Carolina	14	16	213	0	38	13.31
Miami (FL)	12	13	127	0	30	9.77
Louisville	13	28	141	0	30	5.04
Georgia Tech	12	9	84	0	29	9.33
Florida St.	13	21	227	0	51	10.81
Clemson	14	25	175	0	23	7
Boston College	12	14	67	0	16	4.79

KICKOFF RETURNS

Team	G	No	Yards	TD	Long	Avg.
Clemson	14	86	3496	0	69	40.65
Florida St.	13	82	3321	1	93	40.5
Pittsburgh	13	80	3235	0	31	40.44
Miami (FL)	12	57	2282	1	91	40.04
Georgia Tech	12	45	1800	0	41	40
Duke	13	83	3296	0	67	39.71
NC State	13	72	2821	0	44	39.18
Louisville	13	72	2821	1	98	39.18
North Carolina	14	89	3477	1	56	39.07
Virginia	10	38	1457	0	38	38.34
Virginia Tech	11	48	1835	0	40	38.23
Wake Forest	13	88	3323	0	38	37.76
Syracuse	13	76	2859	0	57	37.62
Boston College	12	46	1632	0	37	35.48



**2022-23 ACC Football
Extended Team Leaders
All games**

INTERCEPTION RETURN AVG

Team	G	No.	Yards	TD	Long	Avg.
Pittsburgh	13	14	254	4	67	18.14
Louisville	13	15	214	2	90	14.27
Wake Forest	13	7	88	2	36	12.57
Boston College	12	7	87	0	49	12.43
North Carolina	14	9	107	0	40	11.89
Clemson	14	13	153	2	98	11.77
Syracuse	13	10	114	2	34	11.40
Miami (FL)	12	14	136	2	99	9.71
Virginia Tech	11	4	38	1	31	9.50
Duke	13	10	93	1	29	9.30
NC State	13	19	172	1	84	9.05
Virginia	10	5	40	0	26	8.00
Georgia Tech	12	11	55	1	37	5.00
Florida St.	13	8	10	0	10	1.25

FUMBLE RETURNS

Team	G	No.	Yards	TD	Long	Avg.
Wake Forest	13	9	20	0	18	2.22
Virginia Tech	11	5	6	0	6	1.20
Virginia	10	8	5	0	5	0.63
Syracuse	13	9	95	1	90	10.56
Pittsburgh	13	8	30	1	30	3.75
North Carolina	14	5	0	0	0	0.00
NC State	13	3	0	0	0	0.00
Miami (FL)	12	8	29	0	26	3.63
Louisville	13	15	73	1	59	4.87
Georgia Tech	12	13	114	0	71	8.77
Florida St.	13	8	25	0	15	3.13
Duke	13	16	38	1	26	2.38
Clemson	14	8	1	0	3	0.13
Boston College	12	8	0	0	0	0.00

INTERCEPTION RETURNS

Team	G	No.	Yards	TD	Long	Avg.
NC State	13	19	172	1	84	9.05
Louisville	13	15	214	2	90	14.27
Pittsburgh	13	14	254	4	67	18.14
Miami (FL)	12	14	136	2	99	9.71
Clemson	14	13	153	2	98	11.77
Georgia Tech	12	11	55	1	37	5.00
Syracuse	13	10	114	2	34	11.40
Duke	13	10	93	1	29	9.30
North Carolina	14	9	107	0	40	11.89
Florida St.	13	8	10	0	10	1.25
Wake Forest	13	7	88	2	36	12.57
Boston College	12	7	87	0	49	12.43
Virginia	10	5	40	0	26	8.00
Virginia Tech	11	4	38	1	31	9.50

FUMBLE RETURN YARDS

Team	G	No.	Yards	TD	Long	Avg.
Georgia Tech	12	13	114	0	71	8.77
Syracuse	13	9	95	1	90	10.56
Louisville	13	15	73	1	59	4.87
Duke	13	16	38	1	26	2.38
Pittsburgh	13	8	30	1	30	3.75
Miami (FL)	12	8	29	0	26	3.63
Florida St.	13	8	25	0	15	3.13
Wake Forest	13	9	20	0	18	2.22
Virginia Tech	11	5	6	0	6	1.20
Virginia	10	8	5	0	5	0.63
Clemson	14	8	1	0	3	0.13
North Carolina	14	5	0	0	0	0.00
NC State	13	3	0	0	0	0.00
Boston College	12	8	0	0	0	0.00

INTERCEPTION RET YARDS

Team	G	No.	Yards	TD	Long	Avg.
Pittsburgh	13	14	254	4	67	18.14
Louisville	13	15	214	2	90	14.27
NC State	13	19	172	1	84	9.05
Clemson	14	13	153	2	98	11.77
Miami (FL)	12	14	136	2	99	9.71
Syracuse	13	10	114	2	34	11.40
North Carolina	14	9	107	0	40	11.89
Duke	13	10	93	1	29	9.30
Wake Forest	13	7	88	2	36	12.57
Boston College	12	7	87	0	49	12.43
Georgia Tech	12	11	55	1	37	5.00
Virginia	10	5	40	0	26	8.00
Virginia Tech	11	4	38	1	31	9.50
Florida St.	13	8	10	0	10	1.25

FUMBLE RETURN TDS

Team	G	No.	Yards	TD	Long	Avg.
Syracuse	13	9	95	1	90	10.56
Pittsburgh	13	8	30	1	30	3.75
Louisville	13	15	73	1	59	4.87
Duke	13	16	38	1	26	2.38
Wake Forest	13	9	20	0	18	2.22
Virginia Tech	11	5	6	0	6	1.20
Virginia	10	8	5	0	5	0.63
North Carolina	14	5	0	0	0	0.00
NC State	13	3	0	0	0	0.00
Miami (FL)	12	8	29	0	26	3.63
Georgia Tech	12	13	114	0	71	8.77
Florida St.	13	8	25	0	15	3.13
Clemson	14	8	1	0	3	0.13
Boston College	12	8	0	0	0	0.00



2022-23 ACC Football
Extended Team Leaders
All games

INTERCEPTION RETURN TDS

Team	G	No.	Yards	TD	Long	Avg.
Pittsburgh	13	14	254	4	67	18.14
Wake Forest	13	7	88	2	36	12.57
Syracuse	13	10	114	2	34	11.40
Miami (FL)	12	14	136	2	99	9.71
Louisville	13	15	214	2	90	14.27
Clemson	14	13	153	2	98	11.77
Virginia Tech	11	4	38	1	31	9.50
NC State	13	19	172	1	84	9.05
Georgia Tech	12	11	55	1	37	5.00
Duke	13	10	93	1	29	9.30
Virginia	10	5	40	0	26	8.00
North Carolina	14	9	107	0	40	11.89
Florida St.	13	8	10	0	10	1.25
Boston College	12	7	87	0	49	12.43

FUMBLE RECOVERED

Team	G	No.	Yards	TD	Long	Avg.
Duke	13	16	38	1	26	2.38
Louisville	13	15	73	1	59	4.87
Georgia Tech	12	13	114	0	71	8.77
Wake Forest	13	9	20	0	18	2.22
Syracuse	13	9	95	1	90	10.56
Virginia	10	8	5	0	5	0.63
Pittsburgh	13	8	30	1	30	3.75
Miami (FL)	12	8	29	0	26	3.63
Florida St.	13	8	25	0	15	3.13
Clemson	14	8	1	0	3	0.13
Boston College	12	8	0	0	0	0.00
Virginia Tech	11	5	6	0	6	1.20
North Carolina	14	5	0	0	0	0.00
NC State	13	3	0	0	0	0.00

FUMBLE RETURN AVG

Team	G	No.	Yards	TD	Long	Avg.
Syracuse	13	9	95	1	90	10.56
Georgia Tech	12	13	114	0	71	8.77
Louisville	13	15	73	1	59	4.87
Pittsburgh	13	8	30	1	30	3.75
Miami (FL)	12	8	29	0	26	3.63
Florida St.	13	8	25	0	15	3.13
Duke	13	16	38	1	26	2.38
Wake Forest	13	9	20	0	18	2.22
Virginia Tech	11	5	6	0	6	1.20
Virginia	10	8	5	0	5	0.63
Clemson	14	8	1	0	3	0.13
North Carolina	14	5	0	0	0	0.00
NC State	13	3	0	0	0	0.00
Boston College	12	8	0	0	0	0.00

TURNOVER MARGIN

Team	G	Lost			Gained			Margin	Per/G
		Fum	Int	Tot	Fum	Int	Tot		
Duke	13	4	6	10	16	10	26	16	1.23
Georgia Tech	12	4	9	13	13	11	24	11	0.92
Louisville	13	12	12	24	15	15	30	6	0.46
NC State	13	8	8	16	3	19	22	6	0.46
Syracuse	13	4	10	14	9	10	19	5	0.38
Pittsburgh	13	9	11	20	8	14	22	2	0.15
Florida St.	13	7	7	14	8	8	16	2	0.15
North Carolina	14	7	7	14	5	9	14	0	0.00
Clemson	14	12	10	22	8	13	21	-1	-0.07
Wake Forest	13	6	13	19	9	7	16	-3	-0.23
Miami (FL)	12	13	12	25	8	14	22	-3	-0.25
Virginia Tech	11	6	9	15	5	4	9	-6	-0.55
Virginia	10	10	12	22	8	5	13	-9	-0.90
Boston College	12	12	14	26	8	7	15	-11	-0.92

FIRST DOWNS

Team	G	Rush	Pass	Pen	Total	Avg/G
North Carolina	14	124	195	27	346	24.71
Wake Forest	13	107	192	31	330	25.38
Clemson	14	143	145	33	321	22.93
Florida St.	13	146	143	26	315	24.23
Duke	13	128	128	27	283	21.77
Pittsburgh	13	144	122	14	280	21.54
NC State	13	96	137	32	265	20.38
Louisville	13	116	125	23	264	20.31
Syracuse	13	101	138	24	263	20.23
Miami (FL)	12	100	131	25	256	21.33
Georgia Tech	12	86	107	19	212	17.67
Boston College	12	65	121	16	202	16.83
Virginia Tech	11	71	99	22	192	17.45
Virginia	10	74	92	25	191	19.1

3RD-DOWN CONVERSIONS

Team	G	Conv.	Att.	Pct.
Florida St.	13	86	168	51.19
Clemson	14	101	212	47.64
North Carolina	14	93	201	46.27
Wake Forest	13	85	185	45.95
Duke	13	73	172	42.44
Miami (FL)	12	67	166	40.36
Pittsburgh	13	71	179	39.66
Louisville	13	67	177	37.85
Syracuse	13	57	154	37.01
NC State	13	71	196	36.22
Boston College	12	57	174	32.76
Virginia	10	44	137	32.12
Virginia Tech	11	50	159	31.45
Georgia Tech	12	55	180	30.56



**2022-23 ACC Football
Extended Team Leaders
All games**

1ST DOWNS RUSHING

Team	G	Rush	Pass	Pen	Total	Avg/G
Florida St.	13	146	143	26	315	24.23
Pittsburgh	13	144	122	14	280	21.54
Clemson	14	143	145	33	321	22.93
Duke	13	128	128	27	283	21.77
North Carolina	14	124	195	27	346	24.71
Louisville	13	116	125	23	264	20.31
Wake Forest	13	107	192	31	330	25.38
Syracuse	13	101	138	24	263	20.23
Miami (FL)	12	100	131	25	256	21.33
NC State	13	96	137	32	265	20.38
Georgia Tech	12	86	107	19	212	17.67
Virginia	10	74	92	25	191	19.1
Virginia Tech	11	71	99	22	192	17.45
Boston College	12	65	121	16	202	16.83

OPT 3RD-DN CONVERT

Team	G	Conv.	Att.	Pct.
Pittsburgh	13	58	180	32.22
NC State	13	63	192	32.81
Louisville	13	57	172	33.14
Virginia Tech	11	56	164	34.15
Florida St.	13	63	180	35
Clemson	14	69	196	35.2
Virginia	10	57	154	37.01
Boston College	12	60	162	37.04
Georgia Tech	12	66	171	38.6
Syracuse	13	70	174	40.23
Wake Forest	13	83	201	41.29
North Carolina	14	79	189	41.8
Miami (FL)	12	68	162	41.98
Duke	13	77	179	43.02

1ST DOWNS PASSING

Team	G	Rush	Pass	Pen	Total	Avg/G
North Carolina	14	124	195	27	346	24.71
Wake Forest	13	107	192	31	330	25.38
Clemson	14	143	145	33	321	22.93
Florida St.	13	146	143	26	315	24.23
Syracuse	13	101	138	24	263	20.23
NC State	13	96	137	32	265	20.38
Miami (FL)	12	100	131	25	256	21.33
Duke	13	128	128	27	283	21.77
Louisville	13	116	125	23	264	20.31
Pittsburgh	13	144	122	14	280	21.54
Boston College	12	65	121	16	202	16.83
Georgia Tech	12	86	107	19	212	17.67
Virginia Tech	11	71	99	22	192	17.45
Virginia	10	74	92	25	191	19.1

4TH-DOWN CONVERSIONS

Team	G	Conv.	Att.	Pct.
North Carolina	14	25	37	67.57
Duke	13	14	25	56
Wake Forest	13	15	30	50
Clemson	14	6	12	50
Boston College	12	8	18	44.44
Virginia Tech	11	6	14	42.86
Pittsburgh	13	9	21	42.86
Miami (FL)	12	9	22	40.91
NC State	13	8	20	40
Louisville	13	12	30	40
Virginia	10	7	18	38.89
Syracuse	13	5	13	38.46
Georgia Tech	12	8	24	33.33
Florida St.	13	8	24	33.33

1ST DOWNS BY PENALTY

Team	G	Rush	Pass	Pen	Total	Avg/G
Clemson	14	143	145	33	321	22.93
NC State	13	96	137	32	265	20.38
Wake Forest	13	107	192	31	330	25.38
North Carolina	14	124	195	27	346	24.71
Duke	13	128	128	27	283	21.77
Florida St.	13	146	143	26	315	24.23
Virginia	10	74	92	25	191	19.1
Miami (FL)	12	100	131	25	256	21.33
Syracuse	13	101	138	24	263	20.23
Louisville	13	116	125	23	264	20.31
Virginia Tech	11	71	99	22	192	17.45
Georgia Tech	12	86	107	19	212	17.67
Boston College	12	65	121	16	202	16.83
Pittsburgh	13	144	122	14	280	21.54

OPP 4TH-DN CONVERT

Team	G	Conv.	Att.	Pct.
Louisville	13	4	21	19.05
Boston College	12	3	15	20
NC State	13	8	23	34.78
Clemson	14	9	24	37.5
Duke	13	11	26	42.31
Syracuse	13	10	22	45.45
Pittsburgh	13	10	22	45.45
Wake Forest	13	13	28	46.43
North Carolina	14	14	28	50
Florida St.	13	13	24	54.17
Virginia	10	8	14	57.14
Miami (FL)	12	9	15	60
Virginia Tech	11	10	16	62.5
Georgia Tech	12	14	22	63.64



**2022-23 ACC Football
Extended Team Leaders
All games**

SACKS BY

Team	G	No.	Yards	Avg/G
Louisville	13	50	347	3.85
Pittsburgh	13	48	328	3.69
Clemson	14	44	273	3.14
Florida St.	13	40	249	3.08
Miami (FL)	12	37	193	3.08
Duke	13	36	248	2.77
Wake Forest	13	32	243	2.46
Syracuse	13	32	200	2.46
Virginia	10	30	167	3
NC State	13	28	202	2.15
Georgia Tech	12	28	166	2.33
Boston College	12	27	156	2.25
Virginia Tech	11	23	165	2.09
North Carolina	14	17	125	1.21

KICKOFF COVERAGE

Team	G	No	Yards	Avg.	Ret.	TB	NetAvg
Clemson	14	86	5556	64.6	296	69	39.77
Florida St.	13	82	5270	64.27	411	54	42.24
Pittsburgh	13	80	4988	62.35	301	57	38.7
Miami (FL)	12	57	3539	62.09	237	37	28.93
Georgia Tech	12	45	2831	62.91	422	24	43.51
Duke	13	83	5077	61.17	533	45	39
NC State	13	72	4502	62.53	516	40	40.61
Louisville	13	72	4369	60.68	490	40	41.64
North Carolina	14	89	5622	63.17	623	55	41.47
Virginia	10	38	2399	63.13	324	25	35.11
Virginia Tech	11	48	3019	62.9	353	32	35.48
Wake Forest	13	88	4954	56.3	1035	15	47.7
Syracuse	13	76	4648	61.16	593	42	40.34
Boston College	12	46	2699	58.67	608	16	35.17

SACKS AGAINST

Team	G	No.	Yards	Avg/G
Duke	13	17	107	1.31
Pittsburgh	13	19	150	1.46
Florida St.	13	20	148	1.54
NC State	13	26	148	2
Louisville	13	27	174	2.08
Clemson	14	28	176	2
Virginia Tech	11	33	227	3
Virginia	10	34	227	3.4
Miami (FL)	12	36	274	3
Wake Forest	13	38	222	2.92
Georgia Tech	12	39	239	3.25
North Carolina	14	40	204	2.86
Syracuse	13	43	268	3.31
Boston College	12	46	360	3.83

RED ZONE OFFENSE

Team	G	Scores	Pct.	TDs	(R-P)	FGs	TurnO
Clemson	14	58 - 62	93.55	45	27 - 18	13 - 13	3
Syracuse	13	42 - 48	87.50	29	18 - 11	13 - 15	1
NC State	13	39 - 45	86.67	20	7 - 13	19 - 19	6
Wake Forest	13	57 - 67	85.07	45	15 - 30	12 - 14	6
Florida St.	13	56 - 66	84.85	46	28 - 18	10 - 14	6
Pittsburgh	13	39 - 47	82.98	28	22 - 6	11 - 13	6
Louisville	13	39 - 47	82.98	23	16 - 7	16 - 18	6
Virginia Tech	11	23 - 28	82.14	18	14 - 4	5 - 6	3
Duke	13	46 - 56	82.14	35	24 - 11	11 - 15	5
Miami (FL)	12	39 - 48	81.25	26	12 - 14	13 - 14	8
Boston College	12	26 - 32	81.25	18	4 - 14	8 - 11	3
North Carolina	14	55 - 70	78.57	44	19 - 25	11 - 15	7
Virginia	10	24 - 32	75.00	16	12 - 4	8 - 11	5
Georgia Tech	12	27 - 38	71.05	15	10 - 5	12 - 15	8

PENALTIES

Team	G	No.	Yards	Avg/G
Wake Forest	13	62	523	40.23
Clemson	14	76	675	48.21
Boston College	12	72	582	48.5
Duke	13	68	657	50.54
Georgia Tech	12	69	623	51.92
North Carolina	14	86	774	55.29
NC State	13	95	747	57.46
Virginia Tech	11	81	643	58.45
Florida St.	13	87	768	59.08
Miami (FL)	12	85	720	60
Virginia	10	70	622	62.2
Syracuse	13	111	819	63
Pittsburgh	13	96	828	63.69
Louisville	13	90	858	66

RED ZONE DEFENSE

Team	G	Scores	Pct.	TDs	(R-P)	FGs	TurnO
Louisville	13	32 - 43	74.42	21	10 - 11	11 - 14	7
Pittsburgh	13	38 - 48	79.17	27	12 - 15	11 - 13	7
Wake Forest	13	41 - 51	80.39	29	11 - 18	12 - 17	4
Georgia Tech	12	37 - 46	80.43	24	16 - 8	13 - 15	6
Clemson	14	38 - 46	82.61	26	12 - 14	12 - 14	6
Florida St.	13	34 - 41	82.93	24	13 - 11	10 - 13	3
Miami (FL)	12	39 - 47	82.98	27	17 - 10	12 - 13	5
Syracuse	13	37 - 44	84.09	27	14 - 13	10 - 10	6
North Carolina	14	43 - 50	86.00	37	23 - 14	6 - 7	6
NC State	13	31 - 36	86.11	21	12 - 9	10 - 13	2
Boston College	12	42 - 48	87.50	32	18 - 14	10 - 10	4
Duke	13	36 - 41	87.80	27	10 - 17	9 - 10	4
Virginia	10	30 - 34	88.24	15	10 - 5	15 - 16	2
Virginia Tech	11	34 - 38	89.47	19	11 - 8	15 - 15	2



OPPONENT PENALTIES

Team	G	No.	Yards	Avg/G
NC State	13	99	840	64.62
Wake Forest	13	94	834	64.15
Florida St.	13	96	815	62.69
Georgia Tech	12	85	735	61.25
Clemson	14	86	839	59.93
Virginia	10	68	590	59
Syracuse	13	85	728	56
Louisville	13	101	724	55.69
Miami (FL)	12	73	659	54.92
Virginia Tech	11	69	596	54.18
Boston College	12	81	623	51.92
North Carolina	14	88	719	51.36
Duke	13	65	645	49.62
Pittsburgh	13	71	630	48.46

TIME OF POSSESSION

Team	G	Total possession	Avg/G
Pittsburgh	13	432:00	33:14
Duke	13	427:13	32:52
NC State	13	407:56	31:23
Clemson	14	437:07	31:13
Florida St.	13	402:54	30:59
Miami (FL)	12	368:30	30:43
Louisville	13	390:46	30:04
North Carolina	14	418:51	29:55
Boston College	12	347:29	28:58
Virginia Tech	11	318:05	28:55
Wake Forest	13	370:56	28:32
Georgia Tech	12	341:30	28:28
Syracuse	13	369:11	28:24
Virginia	10	275:36	27:34



**2022-23 ACC Football
Individual Statistics
All games**

Page 1/5
as of Jan 03, 2023

RUSHING (Minimum Games Played Pct. 75%, 10 Rushing Attempts/Game)

#	Player	G	Att.	Yds	Avg.	TD	Lg	Avg/g
1	Abanikanda, Israel - UP	11	239	1431	5.99	20	80	130.09
2	Tucker, Sean - SU	12	206	1060	5.15	11	60	88.33
3	Shiple, Will - CU	14	210	1182	5.63	15	53	84.43
4	Benson, Trey - FSU	13	154	990	6.43	9	45	76.15
5	Jordan, Jawhar - LOU	13	142	815	5.74	4	49	62.69
6	Parrish Jr., Henry - UM	10	130	616	4.74	4	24	61.60
7	Cunningham, Malik - LOU	10	113	560	4.96	12	43	56.00
8	Ellison, Justice - WF	13	170	699	4.11	6	45	53.77
9	Maye, Drake - UNC	14	184	698	3.79	7	42	49.86
10	Jones, Perris - UVa	8	81	365	4.51	2	28	45.63

PASSING AVG/GAME (Minimum Games Played Pct. 75%)

#	Player	G	Comp-att-int	Yds	TD	Avg/g
1	Maye, Drake - UNC	14	342-517-7	4321	38	308.64
2	Hartman, Sam - WF	12	270-428-12	3701	38	308.42
3	Travis, Jordan - FSU	13	226-353-5	3214	24	247.23
4	Leonard, Riley - DU	13	250-392-6	2967	20	228.23
5	Armstrong, Brennan - UVa	10	185-338-12	2210	7	221.00
6	Shrader, Garrett - SU	12	206-319-8	2645	17	220.42
7	Slovis, Kedon - UP	11	184-315-9	2397	10	217.91
8	Van Dyke, Tyler - UM	9	160-253-5	1835	10	203.89
9	Wells, Grant - VT	11	196-332-9	2171	9	197.36
10	Uiagalelei, DJ - CU	13	229-370-7	2521	22	193.92

PASS EFFICIENCY (Minimum Games Played Pct. 75%, 15 Total Passes/Game)

#	Player	G	Comp-att-int	Yds	TD	Eff.
1	Travis, Jordan - FSU	13	226-353-5	3214	24	160.11
2	Hartman, Sam - WF	12	270-428-12	3701	38	159.41
3	Maye, Drake - UNC	14	342-517-7	4321	38	157.90
4	Shrader, Garrett - SU	12	206-319-8	2645	17	146.80
5	Leonard, Riley - DU	13	250-392-6	2967	20	141.13
6	Uiagalelei, DJ - CU	13	229-370-7	2521	22	134.96
7	Van Dyke, Tyler - UM	9	160-253-5	1835	10	133.26
8	Cunningham, Malik - LOU	10	136-218-5	1568	8	130.33
9	Slovis, Kedon - UP	11	184-315-9	2397	10	127.09
10	Morehead, Emmett - BC	10	115-192-6	1254	10	125.70

RECEPTIONS/GAME (Minimum Games Played Pct. 75%)

#	Player	G	No.	Yds	TD	Lg	Yds/g	Rec/g
1	Downs, Josh - UNC	11	94	1029	11	43	93.55	8.55
2	Thompson, Keytaon - UVa	8	53	579	0	45	72.38	6.63
3	Flowers, Zay - BC	12	78	1077	12	69	89.75	6.50
4	Perry, A.T. - WF	13	81	1096	11	68	84.31	6.23
5	Hudson, Tyler - LOU	12	69	1034	2	54	86.17	5.75
6	McCollum, Nate - GaTech	11	60	655	3	56	59.55	5.45
7	Wayne, Jared - UP	12	60	1068	5	66	89.00	5.00
8	Mumpfield, Konata - UP	12	58	553	1	30	46.08	4.83
9	Calhoun, Jalon - DU	13	62	873	4	51	67.15	4.77
10	Gadsden II, Oronde - SU	13	61	975	6	46	75.00	4.69

TOTAL OFFENSE (Minimum Games Played Pct. 75%)

#	Player	G	Rush	Pass	Plays	Total	Yds/g
1	Maye, Drake - UNC	14	698	4321	701	5019	358.50
2	Hartman, Sam - WF	12	129	3701	530	3830	319.17
3	Leonard, Riley - DU	13	699	2967	516	3666	282.00
4	Travis, Jordan - FSU	13	417	3214	435	3631	279.31
5	Armstrong, Brennan - UVa	10	371	2210	461	2581	258.10
6	Shrader, Garrett - SU	12	444	2645	469	3089	257.42
7	Uiagalelei, DJ - CU	13	545	2521	512	3066	235.85
8	Wells, Grant - VT	11	205	2171	443	2376	216.00
9	Cunningham, Malik - LOU	10	560	1568	331	2128	212.80
10	Slovis, Kedon - UP	11	-68	2397	340	2329	211.73

SCORING (Minimum Games Played Pct. 75%)

#	Player	G	TD	FG	XPT	2XP	Pts	Pts/g
1	Abanikanda, Israel - UP	11	21	0	0	1	128	11.64
2	Dunn, Christopher - NCSU	13	0	28	30	0	114	8.77
3	Sauls, Ben - UP	13	0	20	47	0	107	8.23
4	Potter, B.T. - CU	14	0	20	49	0	109	7.79
5	Szmyt, Andre - SU	13	0	20	40	0	100	7.69
6	Turner, James - LOU	13	0	20	38	0	98	7.54
7	Burnette, Noah - UNC	14	0	15	57	0	102	7.29
8	Cunningham, Malik - LOU	10	12	0	0	0	72	7.20
9	Fitzgerald, Ryan - FSU	13	0	12	57	0	93	7.15
10	Dennis, Matthew - WF	13	0	12	56	0	92	7.08

SCORING (TDs) (Minimum Games Played Pct. 75%, 1 Touchdowns)

#	Player	G	Run	Rec	Ret	Pts	Avg/g
1	Abanikanda, Israel - UP	11	20	1	0	128	11.64
2	Cunningham, Malik - LOU	10	12	0	0	72	7.20
3	Shiple, Will - CU	14	15	0	0	92	6.57
4	Tucker, Sean - SU	12	11	2	0	78	6.50
5	Downs, Josh - UNC	11	0	11	0	66	6.00
6	Leonard, Riley - DU	13	13	0	0	78	6.00
7	Flowers, Zay - BC	12	0	12	0	72	6.00
8	Perry, A.T. - WF	13	0	11	0	66	5.08
9	Shrader, Garrett - SU	12	9	0	0	56	4.67
10	Benson, Trey - FSU	13	9	0	0	60	4.62

SCORING (KICK) (Minimum Games Played Pct. 75%)

#	Player	G	PAT	FG	Pts	Avg/g
1	Dunn, Christopher - NCSU	13	30-30	28-29	114	8.77
2	Sauls, Ben - UP	13	47-47	20-24	107	8.23
3	Potter, B.T. - CU	14	49-49	20-26	109	7.79
4	Szmyt, Andre - SU	13	40-40	20-26	100	7.69
5	Turner, James - LOU	13	38-39	20-22	98	7.54
6	Burnette, Noah - UNC	14	57-58	15-21	102	7.29
7	Fitzgerald, Ryan - FSU	13	57-58	12-20	93	7.15
8	Dennis, Matthew - WF	13	56-57	12-14	92	7.08
9	Borregales, Andres - UM	12	32-32	17-20	83	6.92
10	Ham, Charlie - DU	10	29-29	9-15	56	5.60



**2022-23 ACC Football
Individual Statistics
All games**

RECEIVE YDS/GAME (Minimum Games Played Pct. 75%)

#	Player	G	No.	Yds	TD	Long	Avg/c	Yds/g
1	Downs, Josh - UNC	11	94	1029	11	43	10.95	93.55
2	Flowers, Zay - BC	12	78	1077	12	69	13.81	89.75
3	Wayne, Jared - UP	12	60	1068	5	66	17.80	89.00
4	Hudson, Tyler - LOU	12	69	1034	2	54	14.99	86.17
5	Perry, A.T. - WF	13	81	1096	11	68	13.53	84.31
6	Gadsden II, Oronde - SU	13	61	975	6	46	15.98	75.00
7	Thompson, Keytaon - UVa	8	53	579	0	45	10.92	72.38
8	Wilson, Johnny - FSU	13	43	897	5	78	20.86	69.00
9	Calhoun, Jalon - DU	13	62	873	4	51	14.08	67.15
10	Smith, Kaleb - VT	11	37	674	3	85	18.22	61.27

PUNT RETURN AVG (Minimum Games Played Pct. 75%)

#	Player	G	No.	Yds	TD	Long	Avg.
1	Wilson, Ontaria - FSU	12	1	51	0	51	51.00
2	Hagans, Sahmir - DU	13	4	146	1	81	36.50
3	Pettaway, George - UNC	11	1	16	0	16	16.00

KICK RETURN AVG (Minimum Games Played Pct. 75%)

#	Player	G	No.	Yds	TD	Long	Avg.
1	Nesbit, Bryson - UNC	14	1	43	1	43	43.00
2	Rutherford, Malik - GaTech	12	1	39	0	39	39.00
3	Benson, Trey - FSU	13	5	192	1	93	38.40

ALL PURPOSE (Minimum Games Played Pct. 75%)

#	Player	G	Rush	Rcv	PR	KR	Yds	Avg/g
1	Abanikanda, Israel - UP	11	1431	146	0	228	1805	164.09
2	Shiple, Will - CU	14	1182	242	0	324	1748	124.86
3	Benson, Trey - FSU	13	990	144	0	192	1326	102.00
4	Tucker, Sean - SU	12	1060	248	0	0	1308	109.00
5	Jordan, Jawhar - LOU	13	815	85	0	353	1253	96.38
6	Downs, Josh - UNC	11	0	1029	133	0	1162	105.64
7	Flowers, Zay - BC	12	40	1077	43	0	1160	96.67
8	Perry, A.T. - WF	13	0	1096	0	0	1096	84.31
9	Wayne, Jared - UP	12	0	1068	0	0	1068	89.00
10	Hudson, Tyler - LOU	12	0	1034	0	0	1034	86.17

PUNTING (Minimum Games Played Pct. 75%, 3.6 Punts/Game)

#	Player	G	No.	Yds	Lg	20+	50+	TB	Avg.
1	Sparks, Daniel - UVa	10	46	2113	63	12	14	5	45.93
2	Hedley, Lou - UM	12	46	2084	61	23	10	3	45.30
3	Vassett, Mark - LOU	13	52	2321	68	19	10	4	44.63
4	Shanahan, David - GaTech	12	73	3172	65	11	17	6	43.45
5	Swanson, Aidan - CU	14	62	2620	67	16	13	2	42.26
6	Moore, Peter - VT	11	73	3042	67	24	17	4	41.67
7	Longman, Danny - BC	12	60	2462	76	13	7	0	41.03
8	Von Marburg, Max - SU	12	52	2071	55	9	5	3	39.83

FIELD GOALS (Minimum Games Played Pct. 75%)

#	Player	G	Made	Att.	Long	Pct.	Avg.
1	Dunn, Christopher - NCSU	13	28	29	53	96.55	2.15
2	Sauls, Ben - UP	13	20	24	51	83.33	1.54
3	Szmyt, Andre - SU	13	20	26	54	76.92	1.54
4	Turner, James - LOU	13	20	22	48	90.91	1.54
5	Potter, B.T. - CU	14	20	26	52	76.92	1.43
6	Borregales, Andres - UM	12	17	20	49	85.00	1.42
7	Stewart, Gavin - GaTech	10	12	13	40	92.31	1.20
8	Burnette, Noah - UNC	14	15	21	47	71.43	1.07
9	Dennis, Matthew - WF	13	12	14	46	85.71	0.92

FIELD GOAL PCT (Minimum Games Played Pct. 75%)

#	Player	G	Made	Att.	Long	Pct.
1	Dunn, Christopher - NCSU	13	28	29	53	96.55
2	Stewart, Gavin - GaTech	10	12	13	40	92.31
3	Turner, James - LOU	13	20	22	48	90.91
4	Dennis, Matthew - WF	13	12	14	46	85.71
5	Borregales, Andres - UM	12	17	20	49	85.00
6	Sauls, Ben - UP	13	20	24	51	83.33
7	Ross, William - VT	9	8	10	49	80.00
8	Szmyt, Andre - SU	13	20	26	54	76.92
9	Potter, B.T. - CU	14	20	26	52	76.92



2022-23 ACC Football
Individual Statistics
All games

PAT KICKING PCT (Minimum Games Played Pct. 75%)

#	Player	G	Made	Att.	Pct.
1	Szmyt, Andre - SU	13	40	40	100.00
2	Sauls, Ben - UP	13	47	47	100.00
3	Ham, Charlie - DU	10	29	29	100.00
4	Murphy, Zach - WF	13	3	3	100.00
5	Potter, B.T. - CU	14	49	49	100.00
6	Dunn, Christopher - NCSU	13	30	30	100.00
7	Smith, Collin - NCSU	13	1	1	100.00
8	Borregales, Andres - UM	12	32	32	100.00
9	Lytton, Connor - BC	11	24	24	100.00



2022-23 ACC Football
Individual Statistics
All games

TACKLES (All positions) (Minimum Games Played Pct. 75%)

#	Player	G	Pos	Solo	Ast	Total	Avg/g
1	Jackson, Nick - UVa	10	LB	41	63	104	10.40
2	Gray, Cedric - UNC	14	LB	82	63	145	10.36
3	Eley, Ayinde - GaTech	12	LB	57	61	118	9.83
4	Smenda, Jr., Ryan - WF	12	LB	41	76	117	9.75
5	Thomas, Charlie - GaTech	12	LB	71	41	112	9.33
6	Dennis, SirVocea - UP	12	LB	42	52	94	7.83
7	Thomas, Drake - NCSU	13	LB	50	51	101	7.77
8	Heyward, Shaka - DU	12	LB	48	45	93	7.75
9	Robinson, Jammie - FSU	13	DB	46	53	99	7.62
10	Jones, Mikel - SU	11	LB	42	41	83	7.55
11	Joiner, Darius - DU	13	DB	62	35	97	7.46
12	Hollifield, Dax - VT	11	LB	34	48	82	7.45
13	Wilson, Payton - NCSU	11	LB	38	44	82	7.45
14	Echols, Power - UNC	14	LB	70	33	103	7.36
15	DePalma, Vinny - BC	12	LB	49	38	87	7.25
16	Clary, Antonio - UVa	8	DB	31	25	56	7.00
17	Wax, Marlowe - SU	13	LB	53	38	91	7.00
18	Sanogo, MoMo - LOU	13	LB	44	45	89	6.85
19	Woodbey, Jaiden - BC	12	S	37	42	79	6.58
20	Bethune, Tatum - FSU	13	LB	43	41	84	6.46
21	Ingle, Tanner - NCSU	13	DB	43	40	83	6.38
22	Trotter Jr., Jeremiah - CU	14	LB	50	39	89	6.36
23	Moore, Isaiah - NCSU	13	LB	40	42	82	6.31
24	Sanker, Jonas - UVa	10	DB	36	27	63	6.30
25	Arnold, Kam - BC	12	LB	36	39	75	6.25
26	Conner, Chamarri - VT	11	DB	38	29	67	6.09
27	Jackson, James - UVa	10	LB	29	31	60	6.00
28	Simpson, Trenton - CU	12	LB	41	31	72	6.00
29	Mustapha, Malik - WF	10	DB	32	26	58	5.80
30	Jones, Chase - WF	13	LB	33	41	74	5.69
31	Stinson, Jaylen - DU	13	S	44	30	74	5.69
32	Carter, Barrett - CU	13	LB	41	32	73	5.62
33	Hill, Brandon - UP	12	DB	38	29	67	5.58
34	Peoples, Nasir - VT	11	DB	30	31	61	5.55
35	Long, Langston - UVa	8	DB	23	21	44	5.50
36	Garnes, Chelen - WF	13	DB	43	28	71	5.46
37	Montgomery, Monty - LOU	13	LB	33	37	70	5.38
38	Phillips, Jalyn - CU	14	S	42	32	74	5.29
39	Williams, James - UM	11	DB	38	20	58	5.27
40	Johnson, Anthony - UVa	10	DB	34	17	51	5.10
41	Flagg, Jr., Corey - UM	11	LB	34	22	56	5.09
42	Ezeiruaku, Donovan - BC	12	DE	34	27	61	5.08
43	Brownlee, Jarvis - LOU	13	CB	51	15	66	5.08
44	DeLoach, Kalen - FSU	13	LB	33	32	65	5.00
45	Biggers, Giovanni - UNC	14	DB	40	29	69	4.93
46	Barron, Justin - SU	13	DB	40	24	64	4.92
47	Kinchens, Kamren - UM	12	DB	34	25	59	4.92
48	Abdullah, Yasir - LOU	13	LB	34	29	63	4.85
49	Boykins, DeAndre - UNC	14	DB	48	19	67	4.79
50	Dillon, Cam - DU	13	LB	29	32	61	4.69

SACKS (Minimum Games Played Pct. 75%)

#	Player	G	Pos	Solo	Ast	Total	Avg/g
1	Verse, Jared - FSU	12	DE	8	2	9	0.75
2	Abdullah, Yasir - LOU	13	LB	8	3	9.5	0.73
3	Garbutt, Tyjuan - VT	9	DL	6	1	6.5	0.72
4	Ezeiruaku, Donovan - BC	12	DE	8	1	8.5	0.71
5	Bennett, Jr., Chico - UVa	10	LB	6	2	7	0.70
6	Diaby, YaYa - LOU	13	DL	6	6	9	0.69
7	Kancey, Calijah - UP	11	DL	6	3	7.5	0.68
8	Mesidor, Akheem - UM	11	DL	6	2	7	0.64
9	White, Keion - GaTech	12	DL	7	1	7.5	0.63
10	Dennis, SirVocea - UP	12	LB	5	4	7	0.58
11	Gillotte, Ashton - LOU	12	DL	6	2	7	0.58
12	Thomas, Drake - NCSU	13	LB	7	1	7.5	0.58
13	Davis, Jasheen - WF	13	DL	7	0	7	0.54
14	Okechukwu, Caleb - SU	13	DL	5	4	7	0.54
15	Jackson, Nick - UVa	10	LB	5	0	5	0.50
16	Bothroyd, Rondell - WF	12	DL	5	2	6	0.50
17	Murphy, Myles - CU	13	DE	5	3	6.5	0.50
18	Trotter Jr., Jeremiah - CU	14	LB	6	1	6.5	0.46
19	Montgomery, Monty - LOU	13	LB	5	2	6	0.46
20	Harvey, Jahfari - UM	12	DL	5	1	5.5	0.46

TACKLES FOR LOSS (Minimum Games Played Pct. 75%, 1.25 Total

Tackles For Loss/Game)

#	Player	G	Pos	Solo	Ast	Total	Avg/g
1	Thomas, Drake - NCSU	13	LB	14	10	19	1.46
2	Verse, Jared - FSU	12	DE	13	7	16.5	1.38
3	Garbutt, Tyjuan - VT	9	DL	10	4	12	1.33
4	Kancey, Calijah - UP	11	DL	12	5	14.5	1.32



2022-23 ACC Football
Individual Statistics
All games

FUMBLES FORCED (Minimum Games Played Pct. 75%)

#	Player	G	No.	Avg/g
1	Eley, Ayinde - GaTech	12	4	0.33
2	Abdullah, Yasir - LOU	13	4	0.31
3	Montgomery, Monty - LOU	13	4	0.31
4	Ezeiruaku, Donovan - BC	12	3	0.25
5	Carter, DeWayne - DU	13	3	0.23
6	Turner, Kobie - WF	13	3	0.23
7	Garbutt, Tyjuan - VT	9	2	0.22
8	Gray, Cedric - UNC	14	3	0.21
9	Mustapha, Malik - WF	10	2	0.20
10	Bennett, Jr., Chico - UVa	10	2	0.20

FUMBLES RECOVERED (Minimum Games Played Pct. 75%)

#	Player	G	No.	Avg/g
1	Powell-Lee, Clayton - GaTech	12	3	0.25
2	Carter, DeWayne - DU	13	3	0.23
3	Hallett II, Erick - UP	13	3	0.23
4	Sanogo, MoMo - LOU	13	3	0.23
5	Hollifield, Dax - VT	11	2	0.18
6	Collins, Noah - GaTech	11	2	0.18
7	Linton, Steve - SU	11	2	0.18
8	Williams, James - UM	11	2	0.18
9	Eley, Ayinde - GaTech	12	2	0.17
10	Heyward, Shaka - DU	12	2	0.17

PASSES DEFENDED (Minimum Games Played Pct. 75%)

#	Player	G	Brup	Int.	Total	Avg/g
1	Cypress II, Fentrell - UVa	9	14	0	14	1.56
2	Johnson, Anthony - UVa	10	12	2	14	1.40
3	Jones, Elijah - BC	11	13	2	15	1.36
4	Woods, A.J. - UP	12	13	1	14	1.17
5	Wiggins, Nate - CU	13	13	1	14	1.08
6	Brownlee, Jarvis - LOU	13	12	2	14	1.08
7	Kinchens, Kamren - UM	12	6	6	12	1.00
8	Duck, Storm - UNC	12	9	3	12	1.00
9	White, Aydan - NCSU	13	9	4	13	1.00
10	Hallett II, Erick - UP	13	9	3	12	0.92
11	Devonshire, M.J. - UP	13	8	3	11	0.85
12	Brooks, LaMiles - GaTech	12	7	3	10	0.83
13	Holmes, Gavin - WF	11	9	0	9	0.82
14	Stevenson, Tyrique - UM	11	7	2	9	0.82
15	Carter, Barrett - CU	13	8	2	10	0.77
16	Roberts, J.J. - WF	10	7	0	7	0.70
17	Fagan, Cyrus - NCSU	13	6	3	9	0.69
18	Johnson, Brandon - DU	13	7	2	9	0.69
19	Simmons Jr., Jason - SU	12	7	1	8	0.67
20	Heyward, Shaka - DU	12	6	2	8	0.67

INTERCEPTIONS (Minimum Games Played Pct. 75%)

#	Player	G	No.	Yds	TD	Long	Avg/g
1	Kinchens, Kamren - UM	12	6	99	1	99	0.50
2	White, Aydan - NCSU	13	4	84	1	84	0.31
3	Carter, Ja'Had - SU	12	3	34	0	34	0.25
4	Duck, Storm - UNC	12	3	14	0	14	0.25
5	Brooks, LaMiles - GaTech	12	3	37	1	37	0.25
6	Fagan, Cyrus - NCSU	13	3	30	0	30	0.23
7	Vance, Greedy - FSU	13	3	10	0	10	0.23
8	Hallett II, Erick - UP	13	3	1	0	1	0.23
9	Mickens, R.J. - CU	13	3	0	0	0	0.23
10	Devonshire, M.J. - UP	13	3	85	2	56	0.23

2023 BOSTON COLLEGE SCHEDULE

Date	Opponent	Time, TV	First Meeting	Last Meeting	Result	Series Record
Sept. 2	Northern Illinois	Noon, ACCN	1971	2017	W, 23-20	3-0-0
Sept. 9	Holy Cross	Noon., ACCN	1896	2018	W, 62-14	48-32-3
Sept. 16	Florida State	Noon, ABC	1957	2022	L, 14-44	5-15-0
Sept. 23	at Louisville		1986	2022	W, 34-33	7-8-0
Sept. 30	Virginia		1963	2020	L, 32-43	6-1-0
Oct. 7	at Army		1917	2013	W, 48-27	25-13-0
Oct. 15	OPEN					
Oct. 21	at Georgia Tech		2007	2021	W, 41-30	4-7-0
Oct. 28	UConn		1908	2022	L, 3-13	12-1-0
Nov. 3	at Syracuse (Fri.)	7:30 p.m., ESPN2	1924	2022	L, 23-32	22-34-0
Nov. 11	Virginia Tech		1993	2022	L, 10-27	11-20-0
Nov. 16	at Pitt (Thurs.)	7 p.m., ESPN	1959	2020	W, 31-30	15-17-0
Nov. 24	Miami (Fri.)	Noon, ABC	1955	2018	W, 27-14	6-24-0



QB Emmett Morehead

2022 BOSTON COLLEGE GAME-BY-GAME STATS

Date	Opponent	Rushing				Receiving				Passing				Kick Returns			Punt Returns			tot off				
		no.	yds	td	lg	no.	yds	td	lg	cmp	att	int	yds	td	lg	no.	yds	td	lg		no.	yds	td	lg
09/03/2022	Rutgers	28	29	0	20	23	283	3	31	23	41	2	283	3	31	3	73	0	30	0	0	0	0	312
09/10/2022	at Virginia Tech	26	4	0	14	19	151	1	49	19	34	1	151	1	49	1	20	0	20	0	0	0	0	155
09/17/2022	Maine	33	111	3	30	25	320	2	53	25	37	0	320	2	53	3	78	0	37	3	25	0	13	431
09/24/2022	at Florida St.	34	95	0	11	18	140	2	24	18	29	2	140	2	24	0	0	0	0	0	0	0	0	235
10/01/2022	Louisville	36	144	1	40	18	304	3	69	18	21	3	304	3	69	2	49	0	28	1	0	0	0	448
10/08/2022	Clemson	30	25	0	11	20	220	0	35	20	42	0	220	0	35	2	42	0	24	2	18	0	16	245
10/22/2022	at Wake Forest	23	56	1	24	24	259	1	61	24	45	0	259	1	61	6	133	0	27	2	5	0	3	315
10/29/2022	at UConn	30	76	0	15	21	259	0	45	21	38	2	259	0	45	4	92	0	25	4	11	0	11	335
11/04/2022	Duke	27	70	0	22	27	330	4	36	27	45	0	330	4	36	4	65	0	17	1	2	0	2	400
11/12/2022	at NC State	23	-1	0	19	29	330	3	35	29	48	2	330	3	35	0	0	0	0	1	6	0	6	329
11/19/2022	at Notre Dame	36	56	0	8	9	117	0	39	9	22	3	117	0	39	3	54	0	24	0	0	0	0	173
11/26/2022	Syracuse	36	88	1	9	29	252	2	33	29	38	0	252	2	33	2	40	0	21	0	0	0	0	340
Boston College		362	753	6	40	262	2965	21	69	262	440	14	2965	21	69	30	646	0	37	14	67	0	16	3718
Opponents		458	2000	25	65	205	2534	19	72	205	348	7	2534	19	72	21	608	1	93	12	71	0	28	4534

2022 - BOSTON COLLEGE (3-9, 2-6)

Date	Opponent	Result
Sept. 3	Rutgers	L, 21-22
Sept. 10	at Virginia Tech	L, 10-27
Sept. 17	Maine	W, 38-17
Sept. 24	at Florida State	L, 14-44
Oct. 1	Louisville	W, 34-33
Oct. 8	#5 Clemson	L, 3-31
Oct. 22	at #13 Wake Forest	L, 15-43
Oct. 29	at UConn	L, 3-13
Nov. 4	Duke	L, 31-38
Nov. 12	at #17/16 NC State	W, 21-20
Nov. 19	at #18/19 Notre Dame	L, 0-44
Nov. 26	Syracuse	L, 23-32

2023 BOSTON COLLEGE STARTERS RETURNING/LOST

STARTERS RETURNING (17)

Offense (8)			
Pos.	Name	2022 Starts	Career Starts
OL	Dwayne Allick	11	11
OL	Jack Conley	12	14
RB	Pat Garwo	12	24
WR	Joe Griffin	5	5
OL	Drew Kendall	11	11
OL	Jackson Ness	7	7
TE	George Tackacs	9	9
OL	Ozzy Trapilo	10	12
Defense (5)			
Pos.	Name	2022 Starts	Career Starts
LB	Kam Arnold	12	23
LB	Vinny DePalma	12	20
DE	Donovan Ezeiruaku	12	12
DT	Cam Horsley	12	22
CB	Elijah Jones	11	25
Specialists (3)			
Pos.	Name	2022 Starts	Career Starts
HL	Sam Candotti	-	-
K	Liam Connor	-	-
K	Connor Lytton	-	-

STARTERS LOST (10)

Offense (2)			
Pos.	Name	2022 Starts	Career Starts
WR	Zay Flowers	12	37
QB	Phil Jurkovec	2	16
Defense (6)			
Pos.	Name	2022 Starts	Career Starts
DB	CJ Burton	8	9
DB	Josh DeBerry	10	12
DB	Jason Maitre	7	19
DT	Chibueze Onwuka	12	17
DE	Marcus Valdez	12	32
DB	Jaiden Woodbey	12	20
Specialists (2)			
Pos.	Name	2022 Starts	Career Starts
LS	Gunner Daniel	-	-
P	Danny Longman	-	-

BOSTON COLLEGE QUICK FACTS

Location: Chestnut Hill, Mass.
Founded: 1863
Enrollment: 14,513
Nickname: Eagles
Colors: Maroon & Gold
President: Rev. William P. Leahy, S.J.
Athletics Director: Blake James
Football Coach: Jeff Hafley
Record at Boston College: 15-20 (3 seasons)
Career Record: Same
Assoc. Dir. Communications/FB SID: Brendan Flynn,
 203-415-5381, flynnhu@bc.edu
Website: bceagles.com
Twitter: @bcfootball
Stadium: Alumni Stadium (Astroturf, 44,500)
Offense: Pro Style
Defense: Multiple



JEFF HAFLEY

Head Coach
Fourth Season at Boston College
Siena, '01

■ Jeff Hafley, who enters his fourth season at the helm of the Eagles, was introduced as The Gregory P. Barber '69 and Family Head Coach of the Boston College football program on Dec. 14, 2019.

■ In 2022, Hafley and the Eagles picked up the program's first win over a ranked opponent since 2018 and first over an AP-ranked opponent since 2014 when BC upset No. 16 NC State on the road. The season was highlighted by wide receiver Zay Flowers rewriting the Boston College record book. Flowers set BC single-season and career records in receptions, receiving yards and receiving touchdowns.

■ On the recruiting trail, Hafley and his staff have signed three of the top recruiting classes in school history. The 2021 and 2022 signing classes earned ESPN's best ranking in program history since its rankings began in 2006. BC also earned its best showing in the 247 Sports rankings and was awarded its first Rivals top-30 class since 2004.

■ One of college football's top defensive minds, Hafley helped improve a Boston College defense 52 spots in the national rankings in total defense in his first season as the Eagles allowed 62 fewer yards per game than the year prior to his arrival.

■ Hafley, who came to BC after serving as Ohio State's defensive coordinator, led a dramatic turnaround in Columbus as the Buckeye defense finished first nationally in yards per play (4.1) and total defense (259.7 yards per game), fourth in scoring defense (13.7 ppg), third in sacks (3.86 per game), ninth in rushing defense (103.7 ypg), first in passing yards allowed (156.9 ypg) and second in red zone defense (65.5%) in 2019.

■ His coaching career includes 11 seasons in collegiate football before a move to the NFL in 2012. Before arriving at Ohio State, Hafley spent the previous seven seasons with San Francisco 49ers, Cleveland Browns and Tampa Bay Buccaneers.

JEFF HAFLEY YEAR BY YEAR

Year	School	AP	USA	ACC	Atlantic	Overall	Postseason
2020	Boston College	-	-	5-5	6th*	6-5	
2021	Boston College	-	-	2-6	T6th	6-6	Bowl canceled
2022	Boston College	-	-	2-6	7th	3-9	

*no divisions in 2020

School	Years	ACC Games	Overall	ACC Title Game	Post Season
Boston College	3	9-17	15-20	-	-
Career Totals	3	9-17	15-20	-	-

Hafley Against ACC Opponents

Clemson	0-3
Duke	1-1
Florida State	0-2
Georgia Tech	2-0
Louisville	2-1
Miami	0-0
North Carolina	0-1
NC State	1-1
Pitt	1-0
Syracuse	1-2
Virginia	0-1
Virginia Tech	1-2
Wake Forest	0-2

BOSTON COLLEGE ASSISTANT COACHES

Aazaar Abdul-Rahim (San Diego State '98)	Co-Defensive Coordinator/Defensive Backs
Sean Duggan (Boston College '15)	Co-Defensive Coordinator/Linebackers
Rob Chudzinski (Miami '90)	Associate Head Coach for Offense/Offensive Development
Matt Applebaum (Connecticut '07)	Offensive Line
Savon Huggins (Rutgers '14)	Running Backs
Vince Oghobaase (Duke '10)	Defensive Line
Paul Rhoads (Missouri Western '89)	Outside Linebackers
Steve Shimko (Rutgers '12)	Quarterbacks
Matt Thurin (Baldwin-Wallace '07)	Special Teams Coordinator
Darrell Wyatt (Kansas State '89)	Wide Receivers

BOSTON COLLEGE COACHING RECORDS

Overall W/L Records

Head Coach	Seasons	Years	W	L	T	Pct.
Joseph Waters	1	1893	3	3	0	.500
William Nagle	1	1894	1	6	0	.143
Joseph Lawless	1	1895	2	4	2	.375
Frank Carney	1	1896	5	2	0	.714
John Dunlop	4	1897-99, 1901	16	16	2	.500
Arthur White	1	1902	0	7	1	.063
Joe Reilly	1	1908	2	4	2	.375
Charles McCarthy	1	1909	3	4	1	.438
Jim Hart	1	1910	0	4	2	.167
Joseph Courtney	1	1911	0	7	0	.000
William Joy	2	1912-13	6	7	2	.438
Stephen Mahoney	2	1914-15	8	8	0	.500
Charles Brickley	2	1916-17	12	4	0	.750
Frank Morrissey	1	18	5	2	0	.714
Frank Cavanaugh	8	1919-26	48	14	5	.754
D. Leo Daley	1	27	4	4	0	.500
Joe McKenney	7	1928-34	44	18	3	.700
Harry Downes	1	1935	3	2	0	.600
Gil Dobie	3	1936-38	16	6	5	.685
Frank Leahy	2	1939-40	20	2	0	.909
Denny Myers	7	1941-42, 46-50	35	27	4	.561
Moody Sarno	3	1943-45	11	7	1	.605
Mike Holovak	9	1951-59	49	29	3	.623
Ernie Hefferle	2	1960-61	7	12	1	.375
Jim Miller	6	1962-67	34	24	0	.586
Joe Yukica	10	1968-77	68	37	0	.648
Ed Chlebek	3	1978-80	12	21	0	.364
Jack Bicknell	10	1981-90	59	55	1	.517
Tom Coughlin	3	1991-93	21	13	1	.614
Dan Henning	3	1994-96	16	19	1	.458
Tom O'Brien	10	1997-06	75	45	0	.625
Jeff Jagodzinski	2	2007-08	20	8	0	.714
Frank Spaziani*	4	2009-12	22	29	0	.431
Steve Addazio	7	2013-19	44	44	0	.500
Rich Gunnell#	-	2019	0	1	0	.000
Jeff Hafley	3	2020-22	15	20	0	.428

*Coach of record in 2006 Meineke Car Care Bowl

#Coach of record in 2019 Birmingham Bowl

ACC Regular Season Games

Head Coach	Seasons	Years	W	L	T	Pct.
Jeff Jagodzinski	2	2007-08	11	5	0	.688
Tom O'Brien	2	2005-06	10	6	0	.625
Frank Spaziani	4	2009-12	13	19	0	.406
Steve Addazio	7	2013-19	22	34	0	.393
Jeff Hafley	2	2020-22	9	19	0	.321

Bowl Games


Head Coach	Bowls	W	L	T	Pct.
Tom O'Brien	8	7	1	0	.875
Jack Bicknell	4	2	2	0	.500
Steve Addazio	*5	1	3	0	.250
Frank Spaziani	3	1	2	0	.333
Tom Coughlin	2	1	1	0	.500
Jeff Jagodzinski	2	1	1	0	.500
Dan Henning	1	1	0	0	1.000
Frank Leahy	1	1	0	0	1.000
Denny Myers	1	0	1	0	.000
Rich Gunnell	1	0	1	0	.000

*2018 bowl game canceled due to weather



2023 CLEMSON SCHEDULE

Date	Opponent	Time, TV	First	Last	Result	Series
			Meeting	Meeting		
Sept. 4	at Duke (Mon.)	8 p.m., ESPN	1934	2018	W, 35-6	37-16-1
Sept. 9	Charleston Southern	2:15 p.m., ACCN	First Meeting			
Sept. 16	Florida Atlantic	8 p.m., ACCN	2006	2006	W, 54-6	1-0-0
Sept. 23	Florida State		1970	2022	W, 34-28	15-20
Sept. 30	at Syracuse		1996	2022	W, 27-21	9-2-0
Oct. 7	Wake Forest		1933	2022	W, 51-45	70-17-1
Oct. 14	OPEN					
Oct. 21	at Miami		1945	2022	W, 40-10	7-6-0
Oct. 28	at NC State		1899	2022	W, 30-20	60-29-1
Nov. 4	Notre Dame		1977	2022	L, 14-35	4-3-0
Nov. 11	Georgia Tech		1898	2022	W, 41-10	35-50-2
Nov. 18	North Carolina		1897	2022	W, 39-10	39-19-1
Nov. 25	at South Carolina		1896	2022	L, 30-31	72-43-4



QB Cade Klubnik

2022 CLEMSON GAME-BY-GAME STATS

Date	Opponent	Rushing				Receiving				Passing				Kick Returns			Punt Returns			tot off				
		no.	yds	td	lg	no.	yds	td	lg	cmp	att	int	yds	td	lg	no.	yds	td	lg		no.	yds	td	lg
09/05/2022	at Georgia Tech	40	119	3	12	23	259	2	29	23	38	0	259	2	29	0	0	0	2	32	0	13	378	
09/10/2022	Furman	28	147	3	18	22	229	2	40	22	31	1	229	2	40	0	0	0	1	4	0	4	376	
09/17/2022	Louisiana Tech	39	280	4	32	20	241	2	41	20	35	0	241	2	41	1	22	0	2	2	0	0	521	
09/24/2022	at Wake Forest	45	188	1	53	26	371	5	46	26	41	0	371	5	46	4	66	0	26	1	0	0	559	
10/01/2022	NC State	38	145	2	38	21	209	1	31	21	30	0	209	1	31	1	22	0	22	2	15	0	354	
10/08/2022	at Boston College	32	144	1	40	18	220	3	38	18	32	1	220	3	38	0	0	0	4	6	0	20	364	
10/15/2022	at Florida St.	44	167	1	36	15	203	3	59	15	23	0	203	3	59	1	69	0	69	0	0	0	370	
10/22/2022	Syracuse	60	293	3	50	15	157	0	41	15	25	0	157	0	41	2	53	0	32	3	24	0	450	
11/05/2022	at Notre Dame	25	90	1	21	27	191	1	22	27	40	1	191	1	22	2	21	0	11	0	0	0	281	
11/12/2022	Louisville	45	248	3	39	20	191	1	36	20	28	0	191	1	36	0	0	0	2	23	0	13	439	
11/19/2022	Miami (FL)	47	201	3	27	25	246	2	49	25	37	1	246	2	49	1	24	0	24	4	36	0	447	
11/26/2022	South Carolina	37	237	2	47	8	99	1	59	8	29	1	99	1	59	1	27	0	19	3	37	0	336	
12/03/2022	vs North Carolina	21	68	3	16	28	317	1	68	28	35	0	317	1	68	1	18	0	18	1	-2	0	385	
12/30/2022	vs Tennessee	45	164	1	13	30	320	0	33	30	56	2	320	0	33	4	89	0	40	0	0	0	484	
Clemson		546	2491	31	53	298	3253	24	68	298	480	10	3253	24	68	18	411	0	69	25	175	0	23	5744
Opponents		442	1438	12	44	299	3244	21	72	299	488	13	3244	21	72	15	296	0	37	23	242	1	37	4682

2022 - CLEMSON (11-3, 8-0)

Date	Opponent	Result
	Chick-fil-A Kickoff Game	
Sept. 5	vs. Georgia Tech	W, 41-10
Sept. 10	Furman	W, 35-12
Sept. 17	Louisiana Tech	W, 48-20
Sept. 24	at #21 Wake Forest	W, 51-45 (2OT)
Oct. 1	#10 NC State	W, 30-20
Oct. 8	at Boston College	W, 31-3
Oct. 15	at Florida State	W, 34-28
Oct. 22	#14 Syracuse	W, 27-21
Nov. 5	at Notre Dame	L, 14-35
Nov. 12	Louisville	W, 31-16
Nov. 19	Miami	W, 40-10
Nov. 26	South Carolina	L, 30-31
Dec. 3	vs. #23 North Carolina	W, 39-10
Dec. 30	vs. #6 Tennessee	L, 14-31

2023 CLEMSON STARTERS RETURNING/LOST

STARTERS RETURNING (15)

Offense (7)		2022	Career
Pos.	Name	Starts	Starts
G	Marcus Tate	11	19
C	Will Putnam	14	36
G	Walker Paris	13	26
T	Blake Miller	14	14
RB	Will Shipley	14	19
WR	Antonio Williams	10	10
WR	Beaux Collins	10	16

Defense (8)		2022	Career
Pos.	Name	Starts	Starts
DT	Tyler Davis	11	43
DT	Ruke Orhororo	9	18
LB	Barrett Carter	13	14
LB	Jeremiah Trotter Jr.	14	14
CB	Nate Wiggins	11	11
S	Andrew Mukuba	11	21
S	Jalyn Phillips	14	21
CB	Sheridan Jones	10	21

STARTERS LOST (7)

Offense (4)		2022	Career
Pos.	Name	Starts	Starts
WR	Joseph Ngata	14	25
T	Jordan McFadden	14	39
TE	Davis Allen	14	25
QB	DJ Uiaqalelei	13	28

Defense (3)		2022	Career
Pos.	Name	Starts	Starts
DE	KJ Henry	14	24
DE	Myles Murphy	11	27
LB	Trenton Simpson	12	27

CLEMSON QUICK FACTS

Location: Clemson, S.C.
Founded: 1889
Enrollment: 28,466
Nickname: Tigers
Colors: Tiger Orange & Regalia
President: James P. Clements
Athletics Director: Graham Neff
Football Coach: Dabo Swinney
Record at Clemson: 161-39 (15 years)
Career Record: Same
Football SID: Ross Taylor, rt5@clemson.edu, 972-741-7778
Website: www.clemson.com
Twitter: @ClemsonFB
Stadium: Memorial Stadium (Natural Grass, 81,500)
Offense: Spread
Defense: 4-3 Multiple



DABO SWINNEY

*Head Coach
16th Season at Clemson
Alabama '93*

■ Dabo Swinney begins his 16th season as Clemson's head coach, having led the Tigers to two national championships, six College Football Playoff appearances and eight ACC Championships.

■ Under Swinney, the Tigers have posted 12 consecutive 10-win seasons, which is the third-longest streak in FBS history. Clemson is the only school to win 10 games in 10 straight seasons as a member of the ACC.

■ Swinney coached the 200th game of his career in the 2022 Orange Bowl, and his 161-39 record through 200 career games positioned him alongside College Football Hall of Famers Bob Stoops and Robert Neyland for the fifth-most wins through 200 games in FBS history.

■ His 161 wins also passed Stoops for the second-most through the first 15 seasons of a career in FBS annals despite Swinney being limited to only seven games in his first season while serving in an interim capacity.

■ Swinney guided the Tigers to national championships in 2016 and 2018. The 2018 team was the first in modern history to go 15-0.

DABO SWINNEY YEAR BY YEAR

Year	School	AP	USA	ACC	Atlantic	Overall	Postseason
2008	Clemson			3-2	t3rd	4-3	L Gator
2009	Clemson	24		6-2	t1st	9-5	W Music City
2010	Clemson			4-4	t4th	6-7	L Meineke
2011	Clemson	22	22	6-2	1st	10-4	L Orange
2012	Clemson	11	10	7-1	t1st	11-2	W Chick-fil-A
2013	Clemson	8	7	7-1	2nd	11-2	W Orange
2014	Clemson	15	15	6-2	2nd	10-3	W Russell Athletic
2015	Clemson	2	2	8-0	1st	14-1	W/L CFP Runner-up
2016	Clemson	1	1	7-1	t1st	14-1	W/W National Champion
2017	Clemson	4	4	7-1	1st	12-2	L CFP Semifinals
2018	Clemson	1	1	8-0	1st	15-0	W/W National Champion
2019	Clemson	2	2	8-0	1st	14-1	W/L CFP Runner-up
2020	Clemson	3	3	8-1	2nd*	10-2	L CFP Semifinals
2021	Clemson	14	16	6-2	t2nd	10-3	W Cheez-It
2022	Clemson	13	12	8-0	1st	11-3	L Orange

Bold Denotes ACC Champion

*no divisions in 2020

School	Years	ACC Games	ACC Overall	ACC Title Game	Bowls/ CFP
Clemson	2008-22	15	99-19	161-39	8-1 11-8
Career Totals		14	99-19	161-39	8-1 11-8

Swinney Against ACC Opponents

Boston College.....	13-1	North Carolina.....	4-1
Duke.....	2-0	NC State.....	5-2
Florida State.....	8-5	Pitt.....	2-2
Georgia Tech.....	10-4	Syracuse.....	8-1
Louisville.....	7-0	Virginia.....	4-0
Maryland.....	4-1	Virginia Tech.....	5-0
Miami.....	4-1	Wake Forest.....	13-0

CLEMSON ASSISTANT COACHES

Mike Reed (Boston College '94)..... Assistant HC, Special Teams Coord., Cornerbacks
 Mickey Conn (Alabama '95)..... Co-Defensive Coord., Safeties
 Nick Eason (Clemson '01)..... Defensive Run Game Coord., Defensive Tackles
 Wes Goodwin (Mississippi State '07)..... Defensive Coord., Linebackers
 Tyler Grisham (Clemson '09)..... Recruiting Coord., Wide Receivers
 Kyle Richardson (Appalachian State '01)..... Passing Game Coord., Tight Ends
 Garrett Riley (Texas Tech '12)..... Offensive Coord., Quarterbacks
 Thomas Austin (Clemson '09)..... Offensive Line
 Lemanski Hall (Alabama '08)..... Defensive Ends
 C.J. Spiller (Clemson '09)..... Running Backs

CLEMSON COACHING RECORDS

Overall W/L Records

Head Coach	Seasons	Years	W	L	T	Pct.
W.M. Riggs	2	1896, 1899	6	3	0	.667
W.W. Williams	1	1897	2	2	0	.500
J.A. Penton	1	1898	3	1	0	.750
John Heisman	4	1900-03	19	3	2	.833
Shack Shealy	1	1904	3	3	0	.500
E.B. Cochems	1	1905	3	2	1	.583
Bob Williams	5	1906, 09, 13-15	21	14	6	.585
Frank Shaughnessy	1	1907	4	4	0	.500
J.N. Stone	1	1908	1	6	0	.143
Frank Dobson	3	1910-12	11	12	1	.479
Wayne Hart	1	1916	3	6	0	.333
E.A. Donahue	4	1917-20	11	12	1	.479
E.J. Stewart	2	1921-22	6	10	2	.389
Bud Saunders	4	1923-26	10	22	1	.318
Josh Cody	4	1927-30	29	11	1	.720
Jess Neely	9	1931-39	43	35	7	.547
Frank Howard	30	1940-69	165	118	12	.580
Hootie Ingram	3	1970-72	12	21	0	.364
Red Parker	4	1973-76	17	25	2	.409
Charley Pell	2	1977-78	18	4	1	.804
Danny Ford	11	1978-89	96	29	4	.760
Ken Hatfield	4	1990-93	32	13	1	.707
Tommy West	5	1993-98	31	28	0	.525
Tommy Bowden	10	1999-08	72	45	0	.615
Dabo Swinney	15	2008-present	161	39	0	.805

ACC Regular Season Games

Head Coach	Seasons	Years	W	L	T	Pct.
Charley Pell	2	1977-78	10	1	1	.875
Dabo Swinney	15	2008-present	99	19	0	.839
Danny Ford	11	1978-89	44	14	1	.754
Frank Howard	17	1953-69	66	30	2	.684
Ken Hatfield	4	1990-93	19	10	1	.650
Tommy Bowden	10	1999-08	43	32	0	.573
Tommy West	5	1994-98	21	19	0	.525
Red Parker	4	1973-76	10	11	1	.477
Hootie Ingram	3	1970-72	8	10	0	.444

Bowl Games

Head Coach	Bowls	W	L	T	Pct.
Dabo Swinney	19	11	8	0	.579
Danny Ford	8	6	2	0	.750
Tommy Bowden	8	3	5	0	.375
Frank Howard	6	3	3	0	.500
Tommy West	4	1	3	0	.250
Ken Hatfield	2	1	1	0	.500
Jess Neely	1	1	0	0	1.000
Charley Pell	1	0	1	0	.000

2023 DUKE SCHEDULE

Date	Opponent	Time, TV	First Meeting	Last Meeting	Result	Series Record
Sept. 4	Clemson	8 p.m., ESPN	1934	2018	L, 6-35	16-37-1
Sept. 9	Lafayette	6 p.m., ACCNX	First Meeting			
Sept. 16	Northwestern	3:30 p.m., ACCN	1985	2022	W, 31-23	12-10-0
Sept. 23	at UConn	3:30 p.m., CBSSN	2004	2007	L, 14-45	0-2-0
Sept. 30	Notre Dame		1958	2020	L, 13-27	2-5-0
Oct. 7	OPEN					
Oct. 14	NC State		1924	2020	L, 20-31	41-37-5
Oct. 21	at Florida State		1992	2020	L, 35-56	0-19-0
Oct. 28	at Louisville		2002	2021	L, 22-62	0-3-0
Nov. 2	Wake Forest (Thurs.)	7:30 p.m., ESPN	1889	2022	W, 34-31	59-41-2
Nov. 11	at North Carolina		1888	2022	L, 35-38	41-63-4
Nov. 18	at Virginia		1890	2022	W, 38-17	34-40-0
Nov. 25	Pitt		1929	2022	L, 26-28	9-17-0



QB Riley Leonard

2022 DUKE GAME-BY-GAME STATS

Date	Opponent	Rushing				Receiving				Passing				Kick Returns			Punt Returns			tot	off			
		no.	yds	td	lg	no.	yds	td	lg	cmp	att	int	yds	td	lg	no.	yds	td	lg			no.	yds	td
09/02/2022	Temple	35	172	1	30	24	328	2	52	24	30-0	328	2	52	0	0	0	0	1	0	0	0	500	
09/10/2022	at Northwestern	35	221	3	42	13	240	1	81	13	24-1	240	1	81	4	74	0	21	1	-11	0	0	461	
09/17/2022	N.C. A&T	35	222	4	56	16	198	2	41	16	18-1	198	2	41	4	79	0	67	2	41	0	24	420	
09/24/2022	at Kansas	35	139	2	19	24	324	1	49	24	36-0	324	1	49	3	76	0	33	0	0	0	0	463	
10/01/2022	Virginia	48	248	4	59	18	129	1	23	18	24-0	129	1	23	4	93	0	28	1	43	0	43	377	
10/08/2022	at Georgia Tech	33	142	0	21	20	136	1	22	20	42-1	136	1	22	2	45	0	25	4	158	1	81	278	
10/15/2022	North Carolina	42	297	4	74	20	245	1	30	20	31-1	245	1	30	1	26	0	26	1	3	0	3	542	
10/22/2022	at Miami (FL)	42	200	4	31	13	136	1	21	13	25-0	136	1	21	1	16	0	16	0	0	0	0	336	
11/04/2022	at Boston College	41	232	4	60	16	158	1	27	16	24-0	158	1	27	2	44	0	25	0	0	0	0	390	
11/12/2022	Virginia Tech	41	165	1	14	19	262	2	35	19	31-1	262	2	35	1	9	0	9	2	29	0	22	427	
11/19/2022	at Pittsburgh	27	63	1	12	24	290	3	49	24	45-0	290	3	49	3	44	0	24	1	-4	0	0	353	
11/26/2022	Wake Forest	30	116	0	24	29	391	4	46	29	41-1	391	4	46	5	117	0	35	0	0	0	0	507	
12/28/2022	vs UCF	40	177	3	37	19	173	0	32	19	29-0	173	0	32	1	22	0	22	0	0	0	0	350	
Duke		484	2394	31	74	255	3010	20	81	255	400-6	3010	20	81	31	645	0	67	13	259	1	81	5404	
Opponents		425	1576	10	55	283	3345	25	73	283	465-10	3345	25	73	31	533	0	38	13	74	0	16	4921	

2022 - DUKE (9-4, 5-3)

Date	Opponent	Result
Sept. 2	Temple (Fri.)	W, 30-0
Sept. 10	at Northwestern	W, 31-23
Sept. 17	North Carolina A&T	W, 49-20
Sept. 24	at Kansas	L, 27-35
Oct. 1	Virginia	W, 38-17
Oct. 8	at Georgia Tech	L, 20-23 (OT)
Oct. 15	North Carolina	L, 35-38
Oct. 22	at Miami	W, 45-21
Nov. 4	at Boston College (Fri.)	W, 38-31
Nov. 12	Virginia Tech	W, 24-7
Nov. 19	at Pitt	L, 26-28
Nov. 26	Wake Forest	W, 34-31
Dec. 28	vs. UCF	W, 30-13

2023 DUKE STARTERS RETURNING/LOST

STARTERS RETURNING (18)

Offense (8)			
Pos.	Name	2022 Starts	Career Starts
OL	Graham Barton	13	30
WR	Jalon Calhoun	12	45
TE	Nicky Dalmolin	10	11
QB	Riley Leonard	13	14
OL	Jacob Monk	10	45
WR	Jordan Moore	11	11
WR	Eli Pancol	8	11
WR	Sahmir Hagans	6	6
RB	Jordan Waters	9	9

Defense (8)			
Pos.	Name	2022 Starts	Career Starts
DE	Vincent Anthony	12	12
DT	DeWayne Carter	13	26
LB	Cam Dillon	7	19
LB	Dorian Mausi	6	20
DB	Ja'Mion Franklin	13	13
DT	Brandon Johnson	13	14
DE	RJ Oben	12	23
CB	Joshua Pickett	9	9
CB	Chandler Rivers	6	6
S	Jaylen Stinson	13	18

Specialists (2)			
Pos.	Name	2022 Starts	Career Starts
K	Charlie Ham	7	29
K	Todd Pelino	6	12
P	Porter Wilson	13	36

STARTERS LOST (7)

Offense (3)			
Pos.	Name	2022 Starts	Career Starts
OL	Jack Burns	8	37
OL	Andre Harris	11	54
OL	Chance Lytle	13	17

Defense (3)			
Pos.	Name	2022 Starts	Career Starts
LB	Shaka Heyward	12	41
S	Darius Joiner	13	28
CB	Datrone Young	12	37

Specialists (1)			
Pos.	Name	2022 Starts	Career Starts
LS	Evan Deckers	13	53

DUKE QUICK FACTS

Location: Durham, N.C.
Founded: 1838
Enrollment: 6,994
Nickname: Blue Devils
Colors: Duke Blue & White
President: Vincent E. Price
Athletics Director: Nina E. King
Football Coach: Mike Elko
Record at Duke: 9-4 (1 season)
Career Record: Same
FB SID: Kat Castner, Kat.Castner@duke.edu, 984-245-5940
Website: GoDuke.com
Twitter: @DukeFootball
Stadium: Brooks Field at Wallace Wade Stadium, (Natural Grass, 40,004)
Offense: Multiple
Defense: 4-2-5



MIKE ELKO

*Head Coach
Second Season at Duke
Penn '99*

■ Mike Elko was named Duke University's 22nd head football coach on December 10, 2021, and in his first season led the Blue Devils to nine regular season victories to garner ACC Coach of the Year honors.

■ Last season, Elko guided Duke to an overall record of 9-4 capped by a 30-13 victory over UCF in the Military Bowl to become the first head coach in program history to lead his team to nine wins and a bowl victory in the first season at the helm. After an 0-8 ledger in ACC play in 2021, Elko guided the Blue Devils to a 5-3 mark last season to match the best one-year improvement by a winless team in league history. In addition, the plus-six overall improvement (3 wins in 2021 to 9 victories in 2022) equaled the second-best turnaround in ACC history.

■ In year one of Elko's leadership, the Blue Devils moved from 102nd and 127th nationally in scoring offense and defense to 31st, respectively, in both categories. Duke's total offense and defensive rankings also advanced under Elko, going from 54th and 130th to 43rd and 67th, respectively.

■ With over two decades of coaching experience, Elko has coached in nine bowl games, helped two different teams to NCAA Division I-AA quarterfinal appearances and been part of four league championship squads. Elko's bowl games include the 2009 Humanitarian, 2012 Military, 2013 Little Caesars, 2016 Military, 2017 Citrus, 2018 Gator, 2019 Texas, 2020 Orange, and the 2022 Military.

MIKE ELKO YEAR BY YEAR

Year	School	AP	USA	ACC	Coastal	Overall	Postseason
2022	Duke	-	-	5-3	2nd	9-4	W Military

School	Years	ACC Games	Overall	ACC Title Game	Post Season
Duke	1	5-3	9-4	-	1-0
Career Totals	1	5-3	9-4	-	1-0

Elko Against ACC Opponents

Boston College.....	1-0
Clemson.....	0-0
Florida State.....	0-0
Georgia Tech.....	0-1
Louisville.....	0-0
Miami.....	1-0
North Carolina.....	0-1
NC State.....	0-0
Pitt.....	0-1
Syracuse.....	0-0
Virginia.....	1-0
Virginia Tech.....	1-0
Wake Forest.....	1-0

DUKE ASSISTANT COACHES

Kevin Johns (Dayton, '98).....	Offensive Coordinator (QB)
Tyler Santucci (Stony Brook '10).....	Defensive Coordinator (LB)
Lyle Hemphill (Ursinus '02).....	Co-Defensive Coordinator (S)
Jess Simpson (Auburn '93).....	Associate Head Coach (DL)
Trooper Taylor (Baylor '92).....	Associate Head Coach (RB)
Ishmael Aristide (Purdue '13).....	Assistant Coach (CB)
Harland Bower (Georgia Southern '09).....	Assistant Coach (DE)
Zohn Burden (VMI '06).....	Assistant Coach (WR)/Pass Game Coordinator
Adam Cushing (Chicago '02).....	Assistant Coach (OL)/Run Game Coordinator
Patrick Dougherty (Old Dominican '08).....	Assistant Coach (TE)/Special Teams Coordinator

DUKE COACHING RECORDS

Overall W-L Records

Head Coach	Seasons	Years	W	L	T	Pct.
J.F. Crowell	2	1888,1889	4	1	0	.800
Floyd J. Egan	1	1920	4	0	1	.900
James Baldwin	1	1921	6	1	2	.778
Herman Steiner	1	1922	7	2	1	.750
S.M. Alexander	1	1923	5	4	0	.556
Howard Jones	1	1924	4	5	0	.444
Pat Herron	1	1925	4	5	0	.444
James DeHart	5	1926-30	24	23	2	.510
Wallace Wade	16	1931-41, 46-50	110	36	7	.742
Eddie Cameron	4	1942-45	25	11	1	.689
Bill Murray	15	1951-65	93	51	9	.637
Tom Harp	5	1966-70	22	28	1	.441
Mike McGee	8	1971-78	37	47	4	.443
Red Wilson	4	1979-82	16	27	1	.375
Steve Sloan	4	1983-86	13	31	0	.295
Steve Spurrier	3	1987-89	20	13	1	.603
Barry Wilson	4	1990-93	13	30	1	.307
Fred Goldsmith	5	1994-98	17	39	0	.304
Carl Franks	4+	1999-03	7	45	0	.135
Ted Roof	4+	2003-07	6	45	0	.118
David Cutcliffe	14	2008-21	77	97	0	.443
Mike Elko	1	2022	9	4	0	.692

ACC Regular Season Games

Head Coach	Seasons	Years	W	L	T	Pct.
Bill Murray	13	1953-65	54	15	2	.775
Mike Elko	1	2022	5	3	0	.625
Steve Spurrier	3	1987-89	11	9	1	.548
Tom Harp	5	1966-70	15	16	1	.484
Mike McGee	8	1971-78	17	25	4	.413
David Cutcliffe	13	2008-21	35	79	0	.307
Steve Sloan	4	1983-86	8	18	0	.308
Red Wilson	4	1979-82	7	17	0	.292
Fred Goldsmith	5	1994-98	8	32	0	.200
Barry Wilson	4	1990-93	4	26	0	.133
Carl Franks	5	1999-03	3	32	0	.086
Ted Roof	5	2003-07	3	34	0	.081

Bowl Games

Head Coach	Bowls	W	L	T	Pct.
David Cutcliffe	6	3	3	0	.500
Bill Murray	3	2	1	0	.667
Wallace Wade	2	0	2	0	.000
Eddie Cameron	1	1	0	0	1.000
Mike Elko	1	1	0	0	1.000
Fred Goldsmith	1	0	1	0	.000
Steve Spurrier	1	0	1	0	.000



2023 FLORIDA STATE SCHEDULE

Date	Opponent	Time, TV	First Meeting	Last Meeting	Result	Series Record
Sept. 3	vs. LSU (Sun.) (Orlando, Fla.)	7:30 p.m., ABC	1968	2022	W, 24-23	8-2-0
Sept. 9	Southern Miss	8:30 p.m., ACCN	1952	2017	W, 42-13	14-8-1
Sept. 16	at Boston College	12 p.m., ABC	1957	2022	W, 44-14	14-5-0
Sept. 23	at Clemson		1970	2022	L, 28-34	20-15-0
Sept. 30	OPEN					
Oct. 7	Virginia Tech		1955	2018	L, 3-24	23-13-1
Oct. 14	Syracuse		1966	2022	W, 38-3	13-2-0
Oct. 21	Duke		1992	2020	W, 56-35	19-0-0
Oct. 28	at Wake Forest		1956	2022	L, 21-31	30-9-1
Nov. 4	at Pitt		1971	2020	L, 17-41	4-6-0
Nov. 11	Miami		1951	2022	W, 45-3	32-35-0
Nov. 18	North Alabama		First Meeting			
Nov. 25	at Florida		1958	2022	W, 45-38	27-37-2



QB Jordan Travis

2022 FLORIDA STATE GAME-BY-GAME STATS

Date	Opponent	Rushing				Receiving				Passing				Kick Returns				Punt Returns				tot off		
		no.	yds	td	lg	no.	yds	td	lg	cmp	att	int	yds	td	lg	no.	yds	td	lg	no.	yds		td	lg
08/27/2022	Duquesne	54	406	6	43	14	232	0	51	14	22	1	232	0	51	2	26	0	14	2	7	0	7	638
09/04/2022	vs LSU	38	132	1	23	20	260	2	39	20	33	0	260	2	39	2	45	0	24	1	0	0	0	392
09/16/2022	at Louisville	37	189	1	46	19	266	4	69	19	27	2	266	4	69	1	21	0	21	2	9	0	5	455
09/24/2022	Boston College	35	180	4	36	19	350	1	72	19	31	0	350	1	72	1	93	1	93	1	18	0	18	530
10/01/2022	Wake Forest	28	112	0	30	23	281	3	28	23	35	0	281	3	28	3	74	0	38	1	34	0	34	393
10/08/2022	at NC State	28	206	1	71	15	181	1	37	15	30	2	181	1	37	1	13	0	13	1	51	0	51	387
10/15/2022	Clemson	34	206	2	25	24	254	2	29	24	42	0	254	2	29	1	14	0	14	2	30	0	31	460
10/29/2022	Georgia Tech	43	246	2	27	24	396	3	78	24	39	0	396	3	78	2	36	0	18	2	23	0	23	642
11/05/2022	at Miami (FL)	49	229	3	42	13	225	3	65	13	16	1	225	3	65	0	0	0	0	1	6	0	6	454
11/12/2022	at Syracuse	40	230	1	30	25	190	4	24	25	31	0	190	4	24	0	0	0	0	5	35	0	14	420
11/19/2022	Louisiana	45	251	5	36	13	189	2	45	13	21	0	189	2	45	0	0	0	0	1	7	0	7	440
11/25/2022	Florida	44	227	5	45	13	270	1	44	13	30	0	270	1	44	0	0	0	0	2	7	0	8	497
12/29/2022	vs Oklahoma	34	169	2	38	27	418	2	58	27	38	1	418	2	58	2	29	0	25	0	0	0	0	587
Florida St.		509	2783	33	71	249	3512	28	78	249	395	7	3512	28	78	15	351	1	93	21	227	0	51	6295
Opponents		514	2033	14	45	197	2150	18	59	197	349	8	2150	18	59	20	411	0	69	12	72	0	23	4183

2022 - FLORIDA STATE (10-3, 5-3)

Date	Opponent	Result
Aug. 27	Duquesne	W, 47-7
Allstate Louisiana Kickoff		
Sept. 4	vs. LSU (Sun.)	W, 24-23
Sept. 16	at Louisville (Fri.)	W, 35-31
Sept. 24	Boston College	W, 44-14
Oct. 1	#22 Wake Forest	L, 21-31
Oct. 8	at #14 NC State	L, 17-19
Oct. 15	#4 Clemson	L, 28-34
Oct. 29	Georgia Tech	W, 41-16
Nov. 5	at Miami	W, 45-3
Nov. 12	at Syracuse	W, 38-3
Nov. 19	Louisiana	W, 49-17
Nov. 25	Florida (Fri.)	W, 45-38
Dec. 29	vs. Oklahoma	W, 35-32

2023 FLORIDA STATE STARTERS RETURNING/LOST

STARTERS RETURNING (17)

Offense (7)			
Pos.	Name	2022 Starts	Career Starts
QB	Jordan Travis	13	27
RB	Trey Benson	6	6
RB	Lawrence Toafili	6	10
WR	Johnny Wilson	13	16
OL	Robert Scott, Jr.	11	29
OL	Maurice Smith	12	29
OL	D'Mitri Emmanuel	13	37

Defense (8)

Pos.	Name	2022 Starts	Career Starts
DE	Jared Verse	9	9
DT	Fabien Lovett	7	31
LB	Kalen DeLoach	13	25
LB	Tatum Bethune	11	23
DB	Kevin Knowles II	11	18
DB	Renardo Green	12	19
DB	Akeem Dent	12	30
DB	Jarrian Jones	10	20

Specialists (2)

Pos.	Name	2022 Starts	Career Starts
PK	Ryan Fitzgerald	-	-
P	Alex Mastromanno	-	-

STARTERS LOST (7)

Offense (4)			
Pos.	Name	2022 Starts	Career Starts
WR	Ontaria Wilson	8	36
TE	Camren McDonald	10	30
OL	Dillan Gibbons	13	25
OL	Jazston Turnetine	8	18

Defense (3)

Pos.	Name	2022 Starts	Career Starts
DE	Derrick McLendon II	12	12
DT	Robert Cooper	13	41
DB	Jammie Robinson	13	37

Specialists (0)

Pos.	Name	2022 Starts	Career Starts
None			

FLORIDA STATE QUICK FACTS

Location: Tallahassee, Fla.
Founded: 1851
Enrollment: 44,597
Symbol: Seminoles
Colors: Garnet & Gold
President: Richard McCullough
Athletics Director: Michael Alford
Football Coach: Mike Norvell
Record at Florida State: 18-16, three years
Career Record: 56-31, seven years
Sr. Assoc. Communications Dir./Football: Derek Satterfield, 850-228-7204, dsatterfield@fsu.edu
Website: Seminoles.com
Twitter: @FSUFootball, @Seminoles
Stadium: Bobby Bowden Field at Doak S. Campbell Stadium (Natural Grass, 79,560)
Offense: Multiple
Defense: 4-3



MIKE NORVELL

Head Coach
Fourth Season at Florida State
Central Arkansas '05

■ Mike Norvell was named Florida State's 11th full-time head football coach on Dec. 8, 2019.

■ Norvell's offenses are averaging 37.4 points per game during his seven years as a head coach, which is the third-highest average in the country among head coaches active each year from 2016-22.

■ Norvell and Nick Saban were the only two FBS head coaches to score at least 500 points each season from 2016-19, and Norvell is one of only three head coaches to produce a top-7 rushing offense and top-7 passing offense since 2016. His offense has showcased 58 individual 100-yard rushing games, 37 individual 100-yard receiving games and 23 individual 300-yard passing games. In addition to his high-powered offenses, Norvell's teams have also scored 13 defensive touchdowns and 12 kickoff return touchdowns.

■ Nineteen of Norvell's pupils have been selected in the last six NFL Drafts, led by 2022 first-round selection Jermaine Johnson II. Norvell has coached multiple picks in five of the last six years. In his career, Norvell has coached 25 NFL Draft picks, eight All-Americans, including six first-team selections, four conference Players of the Year, one ACC Defensive Rookie of the Year and 83 all-conference recognitions.

MIKE NORVELL YEAR BY YEAR

Year	School	AP	USA	ACC	Atlantic	Overall	Postseason
2016	Memphis	25	24	-	-	8-5	L Boca Raton
2017	Memphis	-	-	-	-	10-3	L Liberty
2018	Memphis	-	-	-	-	8-6	L Birmingham
2019	Memphis	17	17	-	-	12-1	**Cotton Bowl
2020	Florida State	-	-	2-6	13th*	3-6	
2021	Florida State	-	-	4-4	t4th	5-7	
2022	Florida State	11	10	5-3	2nd	10-3	W Cheez-It

*no divisions in 2020

**Did not coach in bowl game

School	Years	ACC Games	ACC Overall	ACC Title Game	Post Season
Memphis	4	-	38-15	-	0-3
Florida State	3	11-13	18-16	-	1-0
Career Totals	6	11-13	56-31	-	1-3

Norvell Against ACC Opponents

Boston College.....	2-0
Clemson.....	0-2
Duke.....	1-0
Georgia Tech.....	1-1
Louisville.....	1-2
Miami.....	2-1
North Carolina.....	2-0
NC State.....	0-3
Pitt.....	0-1
Syracuse.....	2-0
Virginia.....	0-0
Virginia Tech.....	0-0
Wake Forest.....	0-3

FLORIDA STATE ASSISTANT COACHES

Alex Atkins (UT-Martin '07).....	Offensive Coordinator/Offensive Line
Adam Fuller (Sacred Heart '98).....	Defensive Coordinator
John Papuchis (Virginia Tech '01).....	Special Teams Coordinator/Defensive Ends
Randy Shannon (Miami '89).....	co-Defensive Coordinator/Linebackers
Chris Thomsen (TCU '93).....	Deputy Head Coach/Tight Ends
Odell Haggins (Florida State '93).....	Associate Head Coach/Defensive Tackles
Ron Dugans (Florida State '99).....	Wide Receivers
David Johnson (Nicholls State '95).....	Running Backs/Recruiting Coordinator
Patrick Surtain Sr. (Southern Miss '98).....	Defensive Backs
Tony Tokarz (Worcester State '12).....	Quarterbacks

FLORIDA STATE COACHING RECORDS

Overall W-L Records

Head Coach	Seasons	Years	W	L	T	Pct.
Ed Williamson	1	1947	0	5	0	.000
Don Veller	5	1948-52	31	12	1	.716
Tom Nugent	6	1953-58	34	28	1	.548
Perry Moss	1	1959	4	6	0	.400
Bill Peterson	11	1960-70	62	42	11	.587
Larry Jones	3	1971-73	15	19	0	.441
Darrell Mudra	2	1974-75	4	18	0	.182
Bobby Bowden	34	1976-09	316	97	4	.763
Jimbo Fisher	8	2010-17	83	23	0	.783
Willie Taggart	2	2018-19	9	12	0	.429
Odell Haggins*	-	2017, 2019	4	2	0	.667
Mike Norvell	3	2020-present	18	16	0	.529

ACC Regular Season Games

Head Coach	Seasons	Years	W	L	T	Pct.
Bobby Bowden	18	1992-09	117	27	0	.813
Jimbo Fisher	8	2010-17	48	16	0	.750
Willie Taggart	2	2018-19	6	9	0	.400
Odell Haggins*	-	2019	1	0	0	1.000
Mike Norvell	3	2020-present	11	13	0	.458

Bowl Games

Head Coach	Bowls	W	L	T	Pct.
Bobby Bowden	31	21	9	1	.677
Jimbo Fisher	7	5	2	0	.714
Bill Peterson	4	1	2	1	.375
Odell Haggins*	2	1	1	0	.500
Tom Nugent	2	0	2	0	.000
Don Veller	1	1	0	0	1.000
Mike Norvell	1	1	0	0	1.000
Larry Jones	1	0	1	0	.000

*Haggins was the interim coach in 2017 & 2019

2023 GEORGIA TECH SCHEDULE

Date	Opponent	Time, TV	First Meeting	Last Meeting	Result	Series Record
Sept. 1	Louisville (Fri.) Aflac Kickoff Game (Atlanta, Ga.)	7:30 p.m., ESPN	2018	2020	W, 46-27	2-0-0
Sept. 9	South Carolina State	1 p.m., ACCNX	2010	2010	W, 41-10	1-0-0
Sept. 16	at Ole Miss	7:30 p.m., SECN	1946	2022	L, 0-42	2-3-0
Sept. 23	at Wake Forest		1917	2017	W, 38-24	23-8-0
Sept. 30	Bowling Green		2018	2018	W, 63-17	1-0-0
Oct. 7	at Miami		1955	2022	L, 14-35	13-14-0
Oct. 14	OPEN					
Oct. 21	Boston College		1972	2021	L, 30-41	7-4-0
Oct. 28	North Carolina		1915	2022	W, 21-17	32-21-3
Nov. 4	at Virginia		1965	2022	L, 9-16	21-22-1
Nov. 11	at Clemson		1898	2022	L, 10-41	50-35-2
Nov. 18	Syracuse		2001	2020	L, 20-37	3-1-0
Nov. 25	Georgia		1893	2022	L, 14-37	41-70-5



DB LaMiles Brooks

2022 GEORGIA TECH GAME-BY-GAME STATS

Date	Opponent	Rushing			Receiving			Passing			Kick Returns			Punt Returns			tot off					
		no.	yds	td	lg	no.	yds	td	lg	cmp	att	int	yds	td	lg	no.		yds	td	lg		
09/05/2022	Clemson	30	73	0	12	23	164	1	21	23-36-1	164	1	21	0	0	0	1	8	0	8	237	
09/10/2022	Western Caro.	34	243	5	51	8	100	0	19	8-17-1	100	0	19	3	67	0	28	2	43	0	29	343
09/17/2022	Ole Miss	34	53	0	13	18	161	0	38	18-32-0	161	0	38	0	0	0	0	0	0	0	214	
09/24/2022	at UCF	31	124	0	23	21	314	1	59	21-32-0	314	1	59	2	70	0	41	1	17	0	17	438
10/01/2022	at Pittsburgh	44	232	1	63	11	102	1	33	11-27-0	102	1	33	1	4	0	4	0	0	0	334	
10/08/2022	Duke	37	180	0	19	24	232	2	37	24-36-0	232	2	37	1	13	0	13	2	9	0	9	412
10/20/2022	Virginia	37	56	0	14	16	146	0	25	16-36-1	146	0	25	0	0	0	0	1	0	0	202	
10/29/2022	at Florida St.	30	66	1	15	20	198	1	32	20-31-0	198	1	32	0	0	0	0	0	0	0	264	
11/05/2022	at Virginia Tech	45	210	2	29	19	253	1	56	19-32-1	253	1	56	0	0	0	1	2	0	2	463	
11/12/2022	Miami (FL)	27	129	0	23	24	234	2	42	24-43-4	234	2	42	3	30	0	14	0	0	0	363	
11/19/2022	at North Carolina	49	186	3	40	15	187	0	36	15-23-1	187	0	36	2	50	0	34	1	5	0	5	373
11/26/2022	at Georgia	28	40	1	13	20	215	1	41	20-36-0	215	1	41	1	39	0	39	0	0	0	255	
Georgia Tech		426	1592	13	63	219	2306	10	59	219-381-9	2306	10	59	13	273	0	41	9	84	0	29	3898
Opponents		500	2263	20	80	213	2549	17	83	213-366-11	2549	17	83	21	422	0	31	37	686	3	90	4812

2022 - GEORGIA TECH (5-7, 4-4)		
Date	Opponent	Result
Chick-fil-A Kickoff Game		
Sept. 5	#4 Clemson (Mon.)	L, 10-41
Sept. 10	Western Carolina	W, 35-17
Sept. 17	#17 Ole Miss	L, 0-42
Sept. 24	at UCF	L, 10-27
Oct. 1	at #24 Pitt	W, 26-21
Oct. 8	Duke	W, 23-20 (OT)
Oct. 20	Virginia	L, 9-16
Oct. 29	at Florida State	L, 16-41
Nov. 5	at Virginia Tech	W, 28-27
Nov. 12	Miami	L, 14-35
Nov. 19	at #13 North Carolina	W, 21-17
Nov. 26	at #1 Georgia	L, 14-37

2023 GEORGIA TECH STARTERS RETURNING/LOST

STARTERS RETURNING (15)

Offense (5)		2022	Career
Pos.	Name	Starts	Starts
TE	Dylan Leonard	8	20
LT	Corey Robinson III	12	12
C	Weston Franklin	12	12
RG	Joe Fusile	8	8
RT	Jordan Williams	12	30

Defense (7)		2022	Career
Pos.	Name	Starts	Starts
DT	D'Quan Douse	12	14
DT	Makius Scott	12	12
DE	Kule Kennard	9	14
S	Clayton Powell-Lee	6	6
S	LaMiles Brooks	10	10
CB	KJ Wallace	9	9
CB	Myles Sims	12	17

Specialists (3)		2022	Career
Pos.	Name	Starts	Starts
P	David Shanahan	-	-
K	Gavin Stewart	-	-
LS	Henry Freer	-	-

STARTERS LOST (10)

Offense (6)		2022	Career
Pos.	Name	Starts	Starts
QB	Jeff Sims	7	23
RB	Hassan Hall	6	13
WR	EJ Jenkins	11	27
WR	Malachi Carter	11	42
WR	Nate McCollum	9	10
LG	Pierce Quick		

Defense (4)		2022	Career
Pos.	Name	Starts	Starts
DE	Keion White	12	33
LB	Ayinde Eley	12	34
LB	Charlie Thomas	10	31
CB	Zamari Walton	12	37

Specialists (0)		2022	Career
Pos.	Name	Starts	Starts
None			

GEORGIA TECH QUICK FACTS

Location: Atlanta, Ga.
Founded: 1885
Enrollment: 43,859
Nickname: Yellow Jackets
Colors: Tech Gold & White
President: Dr. Angel Cabrera
Athletics Director: J Batt
Football Coach: Brent Key
Record at Georgia Tech: 4-4, first year
Career Record: Same
Assistant AD/FB SID: Mike Flynn, 828-964-6406, mflynn@athletics.gatech.edu
Website: RamblinWreck.com
Twitter: @GeorgiaTechFB
Stadium: Bobby Dodd Stadium at Hyundai Field (Artificial Turf-Legion NXT, 55,000)
Offense: Multiple
Defense: Multiple



BRENT KEY

Head Coach
First Season at Georgia Tech
Georgia Tech '01

■ Brent Key, a Georgia Tech alumnus and football letterwinner, was officially named the 21st head coach in Tech football history on Nov. 29, 2022.

■ Key takes the reins of the program after leading the Yellow Jackets to a 4-4 record over the final eight games of the 2022 season as interim head coach. The four wins included two road victories over nationally ranked opponents – a 26-21 win at No. 24 Pitt in his first game at the helm on Oct. 1 and a 21-17 triumph at No. 11 North Carolina on Nov. 19.

■ The overall and conference win totals were Tech's highest since 2018, as was its fourth-place finish in the ACC Coastal Division standings (the Jackets defeated all three teams that finished ahead of them in the division standings – North Carolina, Pitt and Duke).

■ Prior to being named interim head coach on Sept. 26, 2022, Key served as the Yellow Jackets' assistant head coach/offensive line coach/run game coordinator for three-plus seasons. In his four seasons at his alma mater, Georgia Tech's run game has produced an all-American, three all-Atlantic Coast Conference honorees and finished in the top half of the ACC in rushing offense twice. Key has also mentored a pair of all-ACC offensive linemen.

BRENT KEY YEAR BY YEAR

Year	School	AP USA	ACC Coastal	Overall	Postseason
2022	Georgia Tech		4-3	4th	4-4

School	Years	ACC Games	Overall	ACC Title Game	Post Season
Georgia Tech	2022	1	4-3	4-4	-
Career Totals		0	4-3	4-4	-

Key Against ACC Opponents

Boston College.....	0-0
Clemson.....	0-0
Duke.....	1-0
Florida State.....	0-1
Louisville.....	0-0
Miami.....	0-1
North Carolina.....	1-0
NC State.....	0-0
Pitt.....	1-0
Syracuse.....	0-0
Virginia.....	0-1
Virginia Tech.....	1-0
Wake Forest.....	0-0

GEORGIA TECH ASSISTANT COACHES

Buster Faulkner (Valdosta State, '05).....	Offensive Coordinator/Tight Ends
Andrew Thacker (Furman, '07).....	Defensive Coordinator
Kevin Sherrer (Alabama, '96).....	Linebackers/Co-Defensive Coordinator
Chris Weinke (Florida State, '00).....	Quarterbacks/Co-Offensive Coordinator
Norval McKenzie (Vanderbilt, '05).....	Running Backs/Run Game Coordinator
Ricky Brumfield (Utah State, '99).....	Special Teams Coordinator
Marco Coleman (Flagler, '15).....	Defensive Line
Josh Crawford (Morehouse, '07).....	Wide Receivers
Travares Tillman (Georgia Tech, 2010).....	Defensive Backs
Geep Wade (Chattanooga, '02).....	Offensive Line

GEORGIA TECH COACHING RECORDS

Overall W-L Records

Head Coach	Seasons	Years	W	L	T	Pct.
Ernest E. West	1	1892	0	3	0	.000
Frank O. Spain & Lt. Leonard Wood	2	1893-94	2	4	1	.357
R.B. Nalley	1	1898	0	3	0	.000
H.T. Collier	2	1899-00	0	9	0	.000
Cyrus Strickler	1	1901	4	0	1	.900
John McKee	2	1902-03	2	11	2	.200
John Heisman	16	1904-19	102	29	7	.764
William Alexander	25	1920-44	134	95	15	.580
Bobby Dodd	22	1945-66	165	64	8	.713
Bud Carson	5	1967-71	27	27	0	.500
Bill Fulcher	2	1972-73	12	10	1	.543
Pepper Rodgers	6	1974-79	34	31	2	.522
Bill Curry	7	1980-86	31	43	4	.423
Bobby Ross	5	1987-91	31	26	1	.543
Bill Lewis	3	1992-94	11	19	0	.367
George O'Leary	7	1994-01	52	33	0	.612
Mac McWhorter*		2001	1	0	0	1.000
Chan Gailey	6	2002-07	44	32	0	.579
Jon Tenuta*			0	1	0	.000
Paul Johnson	11	2008-18	82	60	0	.577
Geoff Collins	4	2019-2022	10	28	0	.263
Brent Key*		2022	4	5	0	.444

*interim head coach

ACC Regular Season Games

Head Coach	Seasons	Years	W	L	T	Pct.
George O'Leary	7	1994-01	36	22	0	.621
Bill Curry	4	1983-86	13	8	1	.614
Chan Gailey	6	2002-07	28	20	0	.583
Paul Johnson	11	2008-18	51	37	0	.580
Bobby Ross	5	1987-91	15	18	1	.456
Bill Lewis	3	1992-94	7	15	0	.318
Geoff Collins	4	2019-2022	7	19	0	.269
Brent Key*		2022	4	4	0	.500

*interim head coach

Bowl Games

Head Coach	Bowls	W	L	T	Pct.
Bobby Dodd	13	9	4	0	.692
Paul Johnson	9	3	6	0	.333
William Alexander	5	3	2	0	.600
Chan Gailey	5	2	3	0	.400
George O'Leary	4	2	2	0	.500
Bobby Ross	2	2	0	0	1.000
Bud Carson	2	1	1	0	.500
Bill Curry	1	1	0	0	1.000
Bill Fulcher	1	1	0	0	1.000
Mac MacWhorter*	1	1	0	0	1.000
Pepper Rodgers	1	0	1	0	.000
Jon Tenuta*	1	0	1	0	.000

*interim head coach



2023 LOUISVILLE SCHEDULE

Date	Opponent	Time, TV	First Meeting	Last Meeting	Result	Series Record
Sept. 1	at Georgia Tech (Fri.)	7:30 p.m., ESPN	2018	2020	L, 46-27	0-2-0
Sept. 7	Murray State (Thu.)	7:30 p.m., ACC Network	1927	2017	W, 55-10	14-6-0
Sept. 16	vs. Indiana	Noon, Big Ten Network	1985	1986	L, 21-0	0-2-0
Sept. 23	Boston College		1986	2022	L, 34-33	8-7-0
Sept. 29	at NC State (Fri.)	7 p.m., ESPN	1951	2022	W, 25-10	8-4-0
Oct. 7	Notre Dame		2014	2020	L, 12-7	1-2-0
Oct. 14	at Pitt		1976	2022	W, 24-10	9-10-0
Oct. 21	OPEN					
Oct. 28	Duke		2002	2021	W, 62-22	3-0-0
Nov. 4	Virginia Tech		1979	2020	L, 42-35	2-6-0
Nov. 9	Virginia (Thu.)	7:30 p.m., ESPN	1988	2022	W, 34-17	6-5-0
Nov. 18	at Miami		1933	2020	L, 47-34	3-11-1
Nov. 25	Kentucky		1912	2022	L, 26-13	15-19-0



QB Brock Domann

2022 LOUISVILLE GAME-BY-GAME STATS

Date	Opponent	Rushing			Receiving			Passing			Kick Returns			Punt Returns			tot				
		no.	yds	td	lg	no.	yds	td	lg	cmp	att	int	yds	td	lg	no.		yds	td	lg	
09/03/2022	at Syracuse	31	137	1	36	17	197	0	45	17-23-2	197	0	45	5	111	0	28	1	-1	0	334
09/09/2022	at UCF	45	226	2	43	14	201	0	37	14-29-0	201	0	37	1	15	0	15	3	17	0	427
09/16/2022	Florida St.	44	252	3	40	21	243	1	55	21-34-1	243	1	55	2	33	0	20	3	14	0	495
09/24/2022	South Fla.	46	283	4	40	19	259	1	30	19-30-0	259	1	30	0	0	0	0	3	0	0	542
10/01/2022	at Boston College	39	147	3	23	20	205	1	29	20-36-1	205	1	29	2	57	0	38	0	0	0	352
10/08/2022	at Virginia	46	198	3	44	17	275	1	32	17-30-2	275	1	32	0	0	0	0	3	4	0	473
10/22/2022	Pittsburgh	30	122	0	30	13	190	2	33	13-27-1	190	2	33	0	0	0	0	1	0	0	312
10/29/2022	Wake Forest	38	211	3	52	18	199	1	39	18-27-0	199	1	39	1	21	0	21	2	21	0	410
11/05/2022	James Madison	44	239	1	71	14	223	3	44	14-20-0	223	3	44	0	0	0	0	3	7	0	462
11/12/2022	at Clemson	30	150	1	44	23	250	1	54	23-37-1	250	1	54	1	18	0	18	3	35	0	400
11/19/2022	NC State	39	192	1	34	12	153	0	38	12-25-0	153	0	38	2	98	1	98	2	4	0	345
11/26/2022	at Kentucky	37	164	1	22	17	145	1	27	17-27-2	145	1	27	0	0	0	0	1	30	0	309
12/17/2022	vs Cincinnati	49	287	2	49	13	132	1	24	13-23-2	132	1	24	1	18	0	18	3	10	0	419
Louisville		518	2608	25	71	218	2672	13	55	218-368-12	2672	13	55	15	371	1	98	28	141	0	5280
Opponents		486	1731	13	46	211	2561	17	70	211-362-15	2561	17	70	27	490	0	42	23	127	0	4292

2022 - LOUISVILLE (8-5, 4-4)

Date	Opponent	Result
Sept. 3	at Syracuse*	L, 7-31
Sept. 9	at UCF	W, 20-14
Sept. 16	Florida State	L, 31-35
Sept. 24	USF	W, 41-3
Oct. 1	at Boston College*	L, 33-34
Oct. 8	at Virginia*	W, 34-17
Oct. 22	Pitt*	W, 24-10
Oct. 29	#10 Wake Forest	W, 48-21
Nov. 5	James Madison	W, 34-10
Nov. 12	at #12 Clemson	L, 16-31
Nov. 19	NC State*	W, 25-10
Nov. 26	at Kentucky	L, 13-26
Dec. 17	Cincinnati	W, 24-7

Wasabi Fenway Bowl

2023 LOUISVILLE STARTERS RETURNING/LOST

STARTERS RETURNING (19)

Offense (8)		2022	Career
Pos.	Name	Starts	Starts
OL	Renato Brown	13	34
OL	Bryan Hudson	13	18
QB	Brock Domann	4	4
RB	Jawhar Jordan	6	6
TE	Duane Martin	1	1
WR	Ahmari Huggins-Bruce	7	8

Defense (8)		2022	Career
Pos.	Name	Starts	Starts
DL	Ashton Gillotte	12	16
DL	Dezmond Tell	13	15
LB	Ben Perry	10	10
CB	Jarvis Brownlee	13	28
S	M.J. Griffin	7	7
S	Josh Minkins	13	14

Specialists (3)		2022	Career
Pos.	Name	Starts	Starts
H	Brady Hodges		
LS	Shai Kochav		
K	Brock Travelstead		

STARTERS LOST (14)

Offense (7)		2022	Career
Pos.	Name	Starts	Starts
OL	Caleb Chandler	13	54
OL	Adonis Boone	7	29
OL	Trevor Reid	11	24
QB	Malik Cunningham	9	47
TE	Marshon Ford	11	47
TE	Francis Sherman	2	4
WR	Tyler Hudson	12	33
WR	Braden Smith	8	23

Defense (6)		2022	Career
Pos.	Name	Starts	Starts
DL	Yaya Diaby	13	32
LB	Yasir Abdullah	13	41
LB	Monty Montgomery	13	19
LB	Momo Sanogo	13	32
CB	Kei'Trel Clark	12	27
S	Kenderick Duncan	5	17

Specialists (1)		2022	Career
Pos.	Name	Starts	Starts
K	James Turner		

LOUISVILLE QUICK FACTS

Location: Louisville, Ky.
Founded: 1798
Enrollment: 23,000
Nickname: Cardinals
Colors: Red & Black
President: Dr. Kim Schatzel
Athletics Director: Josh Heird
Football Coach: Jeff Brohm
Record at Louisville: 0-0, in first year
Career Record: 66-44, 10 years
Football SID: Rocco Gasparro, 502-262-2258, Rocco@GoCards.com
Website: GoCards.com
Twitter: @UofLFootball
Stadium: L&N Stadium (FieldTurf, 60,800)
Offense: Spread
Defense: 3-4



JEFF BROHM

Head Coach
First Season at Louisville
Louisville '94

- Jeff Brohm was named the 24th football head coach at the University of Louisville on Dec. 8, 2022.
- He is one of 20 FBS head coaches and one of three ACC head coaches at their alma mater.
- Brohm, one of the most accomplished signal callers in school history, returns to his alma mater where his No. 11 jersey is one of 26 to be honored by the program throughout its history.
- In six seasons at Purdue, Brohm compiled a 36-34 overall mark with the Boilermakers. He led the program to notable victories, posting three wins over Top 3 teams: No. 2 Ohio State in 2018; No. 2 Iowa in 2021; and, No. 3 Michigan State in 2021.
- He also guided the Boilermakers to four bowl appearances and the school's first Big Ten West Divisional title in 2022. The Boilermakers fell to No. 2 Michigan in the Big Ten title game, but Purdue was awarded a trip to the Citrus Bowl.
- Over the last two seasons, Brohm's teams compiled a 17-9 record, including a 9-4 mark in 2021 – the school's first nine-win season since 2003. The school achieved back-to-back winning seasons for the first time since 2006-07.

JEFF BROHM YEAR BY YEAR

Year	School	AP	USA	ACC	Atlantic	Overall	Postseason
2014	Western Kentucky	-	-	-	-	8-5 W	Bahamas
2015	Western Kentucky	-	-	-	-	12-2 W	Miami Beach
2016	Western Kentucky	-	-	-	-	10-3 W	Boca Raton
2017	Purdue	-	-	-	-	7-6 W	Foster Farms
2018	Purdue	-	-	-	-	6-7 L	Music City
2019	Purdue	-	-	-	-	4-8 -	-
2020	Purdue	-	-	-	-	2-4 -	-
2021	Purdue	-	-	-	-	9-4 W	Music City
2022	Purdue	-	-	-	-	8-5 **	Citrus

**did not coach in bowl game

School	Years	ACC Games	Overall	ACC Title Game	Post Season
Western Kentucky	3	-	30-10	-	3-0
Purdue	6	-	36-34	-	2-1
Career Totals	9	-	69-44	-	5-1

Brohm Against ACC Opponents

Boston College.....	1-0
Clemson.....	0-0
Duke.....	0-0
Florida State.....	0-0
Georgia Tech.....	0-0
Louisville.....	0-1
Miami.....	0-0
North Carolina.....	0-0
NC State.....	0-0
Pitt.....	0-0
Syracuse.....	0-1
Virginia.....	0-0
Virginia Tech.....	0-0
Wake Forest.....	0-0

LOUISVILLE ASSISTANT COACHES

Brian Brohm (Louisville '07).....	Offensive Coordinator/Quarterbacks
Ron English (California, '90).....	Defensive Coordinator/Secondary
Mark Hagen (Indiana, '91).....	Co-Defensive Coordinator/Defensive Line
Chris Barclay (Wake Forest ('09).....	Running Backs
Steve Ellis (Nicholls State, '03).....	Cornerbacks
Mark Ivey (Appalachian State, '96).....	Linebackers
Karl Maslowski (Western Kentucky, '04).....	Special Teams Coordinator/Asst. LB
Garrick McGee (Oklahoma, '06).....	Wide Receivers
Richard Owens (Louisville, '04).....	Offensive Line
Ryan Wallace (Western Kentucky, '13).....	Tight Ends

LOUISVILLE COACHING RECORDS

Overall W-L Records

Head Coach	Seasons	Years	W	L	T	Pct.
Lester Larson	2	1912-13	8	2	0	.800
D. Bruce Baker	1	1914	1	4	0	.200
Will Duffy	2	1915-16	3	8	2	.308
Bill Duncan	2	1921-22	4	9	1	.321
Fred Enke	2	1923-24	8	8	1	.500
Tom King	6	1925-30	27	21	0	.563
Jack McGrath	1	1931	0	8	0	.000
C.V. Money	1	1932	0	9	0	.000
Ben Cregor	3	1933-35	4	18	1	.196
Laurie Apitz	7	1936-42	22	29	3	.435
Frank Camp	23	1946-68	118	95	2	.556
Lee Corso	4	1969-72	28	11	3	.690
T.W. Alley	2	1973-74	9	13	0	.409
Vince Gibson	5	1975-79	25	29	2	.464
Bob Weber	5	1980-84	20	35	0	.364
Howard Schnellenberger	10	1985-94	54	56	2	.491
Ron Cooper	3	1995-97	13	20	0	.394
John L. Smith	5	1998-02	41	21	0	.661
Bobby Petrino	9	2003-06; 14-18	77	35	0	.688
Steve Kragthorpe	3	2007-09	15	21	0	.417
Charlie Strong	3	2010-13	37	15	0	.712
Lorenzo Ward	*1	2018	0	2	0	.000
Scott Satterfield	4	2019-2022	44	43	0	.506

*Interim head coach for final two games of 2018

ACC Regular Season Games

Head Coach	Seasons	Years	W	L	T	Pct.
Bobby Petrino	5	2014-18	21	18	0	.538
Lorenzo Ward	*1	2018	0	1	0	.000
Scott Satterfield	4	2019-2022	16	20	0	.444

*Interim head coach for final two games of 2018

Bowl Games

Head Coach	Bowls	W	L	T	Pct.
Bobby Petrino	8	3	5	0	.375
John L. Smith	5	1	4	0	.200
Charlie Strong	4	3	1	0	.750
Howard Schnellenberger	2	2	0	0	1.000
Scott Satterfield	2	1	1	0	.500
Frank Camp	1	1	0	0	1.000
Lee Corso	1	0	0	1	.000
Vince Gibson	1	0	1	0	.000
Scott Satterfield	2	0	2	0	.000

2023 MIAMI SCHEDULE

Date	Opponent	Time, TV	First Meeting	Last Meeting	Result	Series Record
Sept. 1	Miami (OH)	7 p.m., ACCN	1945	1987	W, 54-3	3-0
Sept. 9	Texas A&M	3:30 p.m., ABC	1944	2022	L, 17-9	2-2
Sept. 14	Bethune-Cookman	7:30 p.m., ACCN	2011	2022	W, 70-13	6-0
Sept. 23	at Temple		1930	2005	W, 34-3	13-1
Sept. 30	OPEN					
Oct. 7	Georgia Tech		1955	2022	W, 35-14	14-13
Oct. 14	at North Carolina		1946	2022	L, 27-24	11-15
Oct. 21	Clemson		1945	2022	L, 40-10	6-7
Oct. 28	Virginia		1996	2022	W, 14-12 (4OT)	12-8
Nov. 4	at NC State		1939	2021	W, 31-30	11-5
Nov. 11	at Florida State		1951	2022	L, 45-3	35-32
Nov. 18	Louisville		1933	2020	W, 47-34	11-3
Nov. 24	at Boston College	Noon, ESPN	1955	2018	L, 27-14	24-6



S Kam Kinchens

2022 MIAMI GAME-BY-GAME STATS

Date	Opponent	Rushing				Receiving				Passing				Kick Returns			Punt Returns			tot off		
		no.	yds	td	lg	no.	yds	td	lg	cmp	att	int	yds	td	lg	no.	yds	td	lg		no.	yds
09/03/2022	Bethune-Cookman	41	303	7	26	20	281	2	52	20-23-0	281	2	52	3	184	0	72	1	0	0	0	584
09/10/2022	Southern Miss.	49	174	2	15	22	276	1	35	22-31-1	276	1	35	0	0	0	0	2	40	0	30	450
09/17/2022	at Texas A&M	36	175	0	20	21	217	0	29	21-41-0	217	0	29	0	0	0	0	2	-3	0	0	392
09/24/2022	Middle Tenn.	38	60	2	14	26	307	1	39	26-51-2	307	1	39	8	256	1	91	0	0	0	367	
10/08/2022	North Carolina	24	42	0	9	42	496	3	41	42-57-1	496	3	41	5	115	0	27	1	6	0	6	538
10/15/2022	at Virginia Tech	28	107	0	19	29	342	2	37	29-46-0	342	2	37	0	0	0	0	2	13	0	18	449
10/22/2022	Duke	31	48	0	15	24	279	3	71	24-37-3	279	3	71	8	164	0	28	1	10	0	10	327
10/29/2022	at Virginia	38	147	0	18	15	125	0	23	15-32-0	125	0	23	2	54	0	34	3	49	0	18	272
11/05/2022	Florida St.	33	126	0	45	10	62	0	15	10-19-2	62	0	15	2	37	0	23	0	0	0	0	188
11/12/2022	at Georgia Tech	44	217	1	25	14	136	3	23	14-19-0	136	3	23	2	19	0	19	0	0	0	0	353
11/19/2022	at Clemson	24	30	0	40	9	68	1	27	9-18-1	68	1	27	2	58	0	37	0	0	0	0	98
11/26/2022	Pittsburgh	27	106	0	56	23	279	2	58	23-39-2	279	2	58	3	43	0	32	1	12	0	12	385
Miami (FL)		413	1535	12	56	255	2868	18	71	255-413-12	2868	18	71	35	930	1	91	13	127	0	30	4403
Opponents		426	1715	18	42	204	2804	20	98	204-335-14	2804	20	98	13	237	0	36	15	57	0	18	4519

2022 - MIAMI (5-7, 3-5)

Date	Opponent	Result
Sept. 3	Bethune-Cookman.....	W, 70-13
Sept. 10	Southern Miss.....	W, 30-7
Sept. 17	at Texas A&M.....	L, 17-9
Sept. 24	Middle Tennessee State.....	L, 45-31
Oct. 8	North Carolina.....	L, 27-24
Oct. 15	at Virginia Tech.....	W, 20-14
Oct. 22	Duke.....	L, 45-21
Oct. 29	at Virginia.....	W, 14-12 (4OT)
Nov. 5	Florida State.....	L, 45-3
Nov. 12	at Georgia Tech.....	W, 35-14
Nov. 19	at Clemson.....	L, 40-10
Nov. 26	Pitt.....	L, 42-16

MIAMI QUICK FACTS

Location: Coral Gables, Fla.
Founded: 1925
Enrollment: 17,348
Nickname: Hurricanes
Colors: Orange, Green & White
President: Dr. Julio Frenk
Athletics Director: Dan Radakovich
Football Coach: Mario Cristobal
Record at Miami: 5-7 (2nd season)
Career Record: 67-67 (13th season)
Football SID: Camron Ghorbi, 786-877-7329, c.ghorbi@miami.edu
Website: MiamiHurricanes.com
Twitter: @MiamiHurricanes
Stadium: Hard Rock Stadium (Natural Grass, 64,767)
Offense: Power Spread
Defense: 4-3



MARIO CRISTOBAL

*Head Coach
Second Season at Miami
Miami '93*

■ Mario Cristobal, who helped lead the University of Miami to two national championships in 1989 and 1991 as a standout offensive lineman, was named the University's 26th football head coach on December 6, 2021.

■ One of college football's most highly regarded coaches, Cristobal returned to his alma mater after leading the University of Oregon to three straight Pac-12 Conference championship game appearances and two Pac-12 titles. He is the only coach in the nation whose team has played in a Power Five conference championship game in each of the past three seasons.

■ Cristobal brings more than 20 years of FBS coaching experience to Coral Gables, including 10 as a head coach. He compiled a 35-13 record at Oregon, leading the Ducks to consecutive Pac-12 titles in 2019 and 2020. Oregon advanced to three straight conference championship games from 2019 to 2021 and earned bowl-game appearances in each of Cristobal's seasons in Eugene, highlighted by a Rose Bowl victory that capped a 12-win season and No. 5 ranking in the final Associated Press and AFCA Coaches polls in 2019. Cristobal was named the Associated Press Pac-12 Coach of the Year for his efforts that season.

■ Over Cristobal's first three seasons in Eugene, Oregon players earned 44 all-conference selections and 14 players were selected in the NFL Draft, including first-round selections in each of the past three drafts. With the selections of Kayvon Thibodeaux (2022), Penei Sewell (2021) and Justin Herbert (2020), Cristobal is one of only two active head coaches to produce top-10 picks in each of the last three drafts.

MARIO CRISTOBAL YEAR BY YEAR

Year	School	AP	USA	ACC	Coastal	Overall	Postseason
2007	FIU					1-11	
2008	FIU					5-7	
2009	FIU					3-9	
2010	FIU					7-6	W Little Caesars
2011	FIU					8-5	L Beef 'O' Brady's
2012	FIU					3-9	
2017	Oregon					0-1	L Las Vegas
2018	Oregon					9-4	W Redbox
2019	Oregon	5	5			12-2	W Rose
2020	Oregon					4-3	L Fiesta
2021	Oregon	21	22			10-3	
2022	Miami			3-5	5th	5-7	

School	Years	ACC Games	Overall	ACC Title Game	Post Season
FIU	6		27-47		1-1
Oregon	5		35-13		2-2
Miami	1	3-5	5-7	-	-
Career Totals	12	3-5	67-67	-	3-3

MIAMI ASSISTANT COACHES

Shannon Dawson (Wingate, '02)	Offensive Coordinator/Quarterbacks
Lance Guidry (McNeese, '95)	Defensive Coordinator
Alex Mirabal (FIU, '93)	Assistant Head Coach/Offensive Line
Joe Salave'a (Arizona, '97)	DL/Associate HC - Defense/Defensive Run Game Coord.
Tim Harris, Jr. (Miami, '08)	Running Backs
Derek Nicholson (FSU, '09)	Linebackers
Kevin Beard (Miami, '03)	Wide Receivers
Jahmile Addae (West Virginia, '06)	Secondary Coach
Jason Taylor (Akron)	Defensive Line
Code Woodiel (Troy, '12)	Tight Ends

MIAMI COACHING RECORDS

Overall W-L Records

Head Coach	Seasons	Years	W	L	T	Pct.
Howard Buck	3	1926-28	15	10	2	.593
J. Burton Rix	1	1929	3	2	0	.600
Ernest Brett	1	1930	3	4	1	.438
Tom McCann	4	1931-34	18	15	4	.541
Irl Tubbs	2	1935-36	11	5	2	.667
Jack Harding	9	1937-42, 45-47	54	32	3	.624
Eddie Dunn	2	1943-44	6	8	1	.433
Andy Gustafson	16	1948-63	93	65	3	.587
Charlie Tate	7	1964-70	34	27	3	.555
Walt Kichefski	1	1970	2	7	0	.222
Fran Curci	2	1971-72	9	13	0	.409
Pete Elliott	2	1973-74	11	11	0	.500
Carl Selmer	2	1975-76	5	16	0	.238
Lou Saban	2	1977-78	9	13	0	.409
Howard Schnellenberger	5	1979-83	41	16	0	.719
Jimmy Johnson	5	1984-88	52	9	0	.852
Dennis Erickson	6	1989-94	63	9	0	.875
Butch Davis	6	1995-00	51	20	0	.718
Larry Coker	6	2001-06	60	15	0	.800
Randy Shannon	4	2007-10	28	22	0	.560
Jeff Stoutland*	0	2010	0	1	0	.000
Al Golden	5	2011-15	32	25	0	.579
Larry Scott**	0	2015	4	2	0	.667
Mark Richt	3	2016-18	26	13	0	.667
Manny Diaz	3	2019-21	21	15	0	.583
Mario Cristobal	1	2022-present	5	7	0	.417

*Interim coach for Hyundai Sun Bowl

**Interim head coach for final six games of 2015

ACC Regular Season Games

Head Coach	Seasons	Years	W	L	T	Pct.
Larry Scott**	1	2015	4	1	0	.800
Mark Richt	3	2016-18	16	8	0	.667
Larry Coker	3	2004-06	14	10	0	.583
Randy Shannon	4	2007-10	16	16	0	.500
Manny Diaz	2	2019-21	16	9	0	.640
Al Golden	5	2011-15	17	18	0	.486
Mario Cristobal	1	2022-present	3	5	0	.375

Bowl Games

Head Coach	Bowls	W	L	T	Pct.
Dennis Erickson	6	3	3	0	.500
Larry Coker	6	4	2	0	.667
Jimmy Johnson	5	2	3	0	.400
Butch Davis	4	4	0	0	1.000
Andy Gustafson	4	1	3	0	.250
Tom McCann	3	1	2	0	.333
Howard Schnellenberger	2	2	0	0	1.000
Charlie Tate	2	1	1	0	.500
Randy Shannon	2	0	2	0	.000
Al Golden	2	0	2	0	.000
Manny Diaz	2	0	2	0	.000
Mark Richt	3	1	2	0	.333
Jack Harding	1	1	0	0	1.000
Larry Scott	1	0	1	0	.000
Jeff Stoutland	1	0	1	0	.000

2023 NORTH CAROLINA SCHEDULE

Date	Opponent	Time, TV	First Meeting	Last Meeting	Result	Series Record
Duke's Mayo Classic, Charlotte						
Sept. 2	vs. South Carolina	7:30 p.m., ABC	1903	2021	L, 38-21	35-20-4
Sept. 9	Appalachian State	5:15 p.m., ACCN	1940	2022	W, 56-24	2-1-0
Sept. 16	Minnesota	3:30 p.m., ESPN/ESPN2	First Meeting			
Sept. 23	at Pitt		1974	2022	W, 42-24	11-5-0
Sept. 30	OPEN					
Oct. 7	Syracuse		1995	2020	W, 31-6	3-3-0
Oct. 14	Miami		1946	2022	W, 27-24	15-11-0
Oct. 21	Virginia		1892	2022	W, 31-28	66-57-4
Oct. 28	at Georgia Tech		1915	2022	L, 21-17	22-32-3
Nov. 4	Campbell		First Meeting			
Nov. 11	Duke		1888	2022	W, 38-35	65-40-4
Nov. 18	at Clemson		1897	2022	L, 39-10	19-39-1
Nov. 25	at NC State		1894	2022	L, 30-27 (2OT)	68-38-6



QB Drake Maye

2022 NORTH CAROLINA GAME-BY-GAME STATS

Date	Opponent	Rushing				Receiving				Passing				Kick Returns			Punt Returns			tot			
		no.	yds	td	lg	no.	yds	td	lg	cmp	att	int	yds	td	lg	no.	yds	td	lg		no.	yds	td
08/27/2022	Florida A&M	40	314	3	46	29	294	5	33	29	38-0	294	5	33	2	51	0	29	2	35	0	26	608
09/03/2022	at App State	35	215	3	71	24	352	4	42	24	36-0	352	4	42	1	43	1	43	0	0	0	0	567
09/10/2022	at Georgia St.	44	183	3	58	19	284	2	55	19	24-1	284	2	55	2	22	0	22	3	35	0	17	467
09/24/2022	Notre Dame	28	66	0	15	17	301	5	80	17	32-0	301	5	80	2	25	0	18	1	3	0	3	367
10/01/2022	Virginia Tech	32	160	2	35	27	367	3	35	27	41-0	367	3	35	0	0	0	0	1	16	0	16	527
10/08/2022	at Miami (FL)	43	161	1	33	19	309	2	74	19	28-2	309	2	74	1	36	0	36	0	0	0	0	470
10/15/2022	at Duke	35	156	2	20	28	380	3	53	28	39-0	380	3	53	1	24	0	24	1	2	0	2	536
10/29/2022	Pittsburgh	30	86	1	15	34	388	5	50	34	45-0	388	5	50	1	14	0	14	1	23	0	23	474
11/05/2022	at Virginia	40	162	2	26	26	293	2	32	26	37-0	293	2	32	2	49	0	29	2	57	0	38	455
11/12/2022	at Wake Forest	38	136	2	24	31	448	3	45	31	49-0	448	3	45	4	76	0	36	0	0	0	0	584
11/19/2022	Georgia Tech	33	163	2	80	16	202	0	36	16	30-1	202	0	36	2	50	0	31	2	8	0	5	365
11/25/2022	NC State	40	118	2	14	29	233	1	19	29	49-1	233	1	19	1	25	0	25	1	12	0	12	351
12/03/2022	vs Clemson	36	113	1	12	27	273	0	28	27	43-2	273	0	28	0	0	0	0	1	6	0	6	386
12/28/2022	vs Oregon	34	116	0	24	18	206	3	49	18	35-0	206	3	49	3	106	0	56	1	16	0	16	322
North Carolina		508	2149	24	80	344	4330	38	80	344	526-7	4330	38	80	22	521	1	56	16	213	0	38	6479
Opponents		513	2313	29	74	317	3798	27	68	317	482-9	3798	27	68	27	623	0	47	21	152	0	26	6111

2022 - NORTH CAROLINA (9-5, 6-2)

Date	Opponent	Result
Aug. 27	Florida A&M	W, 56-24
Sept. 3	at App State	W, 63-61
Sept. 10	at Georgia State	W, 35-28
Sept. 24	Notre Dame	L, 32-45
Oct. 1	Virginia Tech	W, 41-10
Oct. 8	at Miami	W, 27-24
Oct. 15	at Duke	W, 38-35
Oct. 29	Pitt	W, 42-24
Nov. 5	at Virginia	W, 21-38
Nov. 12	at Wake Forest	W, 36-34
Nov. 19	Georgia Tech	L, 17-21
Nov. 25	NC State	L, 27-30 (2OT)
Dec. 3	Clemson	L, 10-39
	ACC Football Championship	
Dec. 28	Oregon	L, 27-30
	San Diego County Credit Union Holiday Bowl	

2023 NORTH CAROLINA STARTERS RETURNING/LOST

STARTERS RETURNING (20)

Offense (8)		2022	Career
OL	William Barnes	13	14
OL	Corey Gaynor	14	41
RB	Elijah Green	5	5
WR	J.J. Jones	12	12
QB	Drake Maye	14	14
OL	Ed Montilus	14	29
TE	Kamari Morales	14	15
OL	Spencer Rolland	13	13

Defense (7)

Pos.	Name	Starts	Career Starts
DB	Gio Biggers	14	17
DB	DeAndre Boykins	14	14
LB	Power Echols	14	14
DL	Desmond Evans	7	11
LB	Cedric Gray	14	25
DL	Kevin Hester, Jr.	9	9
DL	Myles Murphy	12	25

Specialists (5)

Pos.	Name	2022 Starts	Career Starts
PK	Noah Burnette	14	14
P	Ben Kiernan	14	42
DS	Drew Little	13	49
P/H	Cole Maynard	14	14
DS	Spencer Triplett	14	14

STARTERS LOST (7)

Offense (3)		2022	Career
Pos.	Name	Starts	Starts
WR	Josh Downs	11	23
WR	Antoine Green	8	24
OL	Asim Richards	14	38

Defense (4)


Pos.	Name	2022 Starts	Career Starts
DB	Storm Duck	12	27
DB	Tony Grimes	11	28
DB	Cam Kelly	12	25
JACK	Noah Taylor	8	39

Specialists (0)

Pos.	Name	2022 Starts	Career Starts
------	------	-------------	---------------

NORTH CAROLINA QUICK FACTS

Location: Chapel Hill, N.C.
Founded: 1789
Enrollment: 19,743
Nickname: Tar Heels
Colors: Carolina Blue & White
Chancellor: Kevin Guskiewicz
Athletics Director: Bubba Cunningham
Football Coach: Mack Brown
Record at North Carolina: 99-68-1, 14 years
Career Record: 274-144-1, 34 years
Football SID: Jeremy Sharpe, 520-275-9895, jsharpe7@email.unc.edu
Website: GoHeels.com
Twitter: @UNCFootball
Stadium: Kenan Stadium (Synthetic Grass, 50,500)
Offense: Air Raid
Defense: Multiple



MACK BROWN

Head Coach
15th Season at North Carolina
Florida State '74

■ Mack Brown, whose charismatic style and disciplined approach propelled the University of North Carolina to the top five and the University of Texas to the 2005 BCS National Championship, began his second stint as head coach in Chapel Hill on Nov. 27, 2018 with the goal of leading another Carolina resurgence.

■ A 44-year veteran of collegiate coaching, Brown has served as a head coach for 34 seasons with stops at Texas (1998-2013), North Carolina (1988-97, 2019-present), Tulane (1985-87), and Appalachian State (1983). Over his 34 seasons, Brown has posted a record of 265-139-1 (.656). Those 265 career victories rank eighth on the FBS all-time list and are second among active coaches.

MACK BROWN YEAR BY YEAR

Year	School	AP USA	Conf	Finish	Overall	Postseason	
1983	Appalachian St.		–	–	6-5		
1985	Tulane		–	–	1-10		
1986	Tulane		–	–	4-7		
1987	Tulane		–	–	6-6		
1988	North Carolina		1-6	7th	1-10		
1989	North Carolina		0-7	8th	1-10		
1990	North Carolina		3-3-1	5th	6-4-1		
1991	North Carolina		3-4	5th	7-4		
1992	North Carolina	19	18	5-3	3rd	9-3	W Peach
1993	North Carolina	19	21	6-2	2nd	10-3	L Gator
1994	North Carolina	21	5-3	t3rd	8-4	L	Sun
1995	North Carolina		4-4	t5th	7-5	W	Carquest
1996	North Carolina	10	10	6-2	t2nd	10-2	W Gator
1997	North Carolina	4	6	7-1	2nd	10-1	*Gator
*did not coach the bowl game							
1998	Texas	15	16	6-2	2nd (S)	9-3	W Cotton
1999	Texas	21	23	6-2	1st (S)	9-5	L Cotton
2000	Texas	12	12	7-1	2nd (S)	9-3	L Holiday
2001	Texas	5	5	7-1	1st (S)	11-2	W Holiday
2002	Texas	6	7	6-2	t1st (S)	11-2	W Cotton
2003	Texas	12	11	7-1	2nd (S)	10-3	L Holiday
2004	Texas	4	5	7-1	2nd (S)	11-1	W Rose
2005	Texas	1	1	8-0	1st (S)	13-0	W Rose
2006	Texas	13	13	6-2	2nd (S)	10-3	W Alamo
2007	Texas	10	10	5-3	2nd (S)	10-3	W Holiday
2008	Texas	4	3	7-1	t1st (S)	12-1	W Fiesta
2009	Texas	2	2	8-0	1st (S)	13-1	L BCS NCG
2010	Texas			2-6	6th (S)	5-7	
2011	Texas			4-5	t6th	8-5	W Holiday
2012	Texas	19	18	5-4	t3rd	9-4	W Alamo
2013	Texas			7-2	t2nd	8-5	L Alamo
2019	North Carolina			4-4	t3rd	7-6	W Military
2020	North Carolina	18	17	7-3	t4th*	8-4	L Orange
2021	North Carolina			3-5	5th	6-7	L Mayo
2022	North Carolina			6-2	1st	9-5	L Holiday

*no divisions in 2020

School	Years	ACC Games	ACC Overall	ACC Title Game	Post Season
Appalachian State	1983	1	–	6-5	–
Tulane	1985-87	3	–	11-23	–
Texas	1998-2013	16	–	158-48-0	–
North Carolina	1988-97, 2019-22	13	60-49-1	99-68-1	0-1
Career Totals		33	60-49-1	274-144-1	0-1

NORTH CAROLINA ASSISTANT COACHES

Gene Chizik (Florida '85) Assistant Head Coach for Defense
 Lonnie Galloway (Western Carolina, '94) Assistant Head Coach/Wide Receivers
 Tommy Thigpen (UNC, '93) Co-Defensive Coordinator/Inside Linebackers
 Charlton Warren (Air Force '99) Co-Defensive Coordinator/Defensive Backs
 Chip Lindsey (Alabama, '97) Offensive Coordinator/Quarterbacks
 Randy Clements (Stephen F. Austin '89) Offensive Line
 Jason Jones (Alabama, '01, '05) Cornerbacks
 Tim Cross (Northern Colorado, '90) Defensive Line
 Freddie Kitchens (Alabama '98) Run Game Coord./Tight Ends
 Larry Porter (Memphis, '93) Running Backs/Asst. Special Teams Coordinator

NORTH CAROLINA COACHING RECORDS

Overall W-L Records

Head Coach	Seasons	Years	W	L	T	Pct.
Hector Cowan	1	1889	2	2	0	.500
V.K. Irvine	1	1894	6	3	0	.667
T.C. Trenchard	4	1895, 1913-15	26	9	2	.730
Gordon Johnston	1	1896	3	4	1	.438
W.A. Reynolds	4	1897-00	27	7	4	.763
Charles Jenkins	1	1901	7	2	0	.778
H.B. Olcott	2	1902-03	11	4	3	.694
R.R. Brown	1	1904	5	2	2	.667
William Warner	1	1905	4	3	1	.563
W.S. Keinholtz	1	1906	1	4	2	.286
Otis Lamson	1	1907	4	4	1	.500
Edward Green	1	1908	3	3	3	.500
A.E. Brides	2	1909-10	8	8	0	.500
Branch Bock	1	1911	6	1	1	.813
W.C. Martin	1	1912	3	4	1	.438
Thomas Campbell	2	1916, 1919	9	7	1	.559
M.E. Fuller	1	1920	2	6	0	.250
Bob & Bill Fetzer	5	1921-25	30	12	4	.696
Chuck Collins	8	1926-33	38	31	9	.545
Carl Snavelly	10	1934-35, 45-52	59	35	4	.621
Ray Wolf	6	1936-41	38	17	3	.681
Jim Tatum	4	1942, 56-58	19	17	3	.526
Tom Young	1	1943	6	3	0	.667
Gene McEver	1	1944	1	7	0	.125
George Barclay	3	1953-55	11	18	1	.383
Jim Hickey	8	1959-66	36	45	0	.444
Bill Dooley	11	1967-77	69	53	2	.565
Dick Crum	10	1978-87	72	41	3	.634
Carl Torbush	3	1998-00	17	18	0	.486
John Bunting	6	2001-06	27	45	0	.375
Butch Davis	4	2007-10	28	23	0	.549
Everett Withers	1	2011	7	6	0	.538
Larry Fedora	7	2012-18	45	43	0	.511
Mack Brown	13	1988-97, 2019-present	99	68	1	.593

ACC Regular Season Games

Head Coach	Seasons	Years	W	L	T	Pct.
Dick Crum	10	1978-87	38	24	1	.611
Bill Dooley	11	1967-77	38	28	2	.582
George Barclay	3	1953-55	9	8	0	.529
Jim Hickey	8	1959-66	28	25	0	.528
Jim Tatum	3	1956-58	10	9	1	.525
Larry Fedora	7	2012-18	28	28	0	.500
Butch Davis	4	2007-10	15	17	0	.468
Carl Torbush	3	1998-00	10	14	0	.417
John Bunting	6	2001-06	18	30	0	.375
Everett Withers	1	2011	3	5	0	.375
Mack Brown	13	1988-97, 2019-present	60	49	1	.550

Bowl Games

Head Coach	Bowls	W	L	T	Pct.
Mack Brown	9	4	5	0	.444
Dick Crum	6	4	2	0	.667
Bill Dooley	6	1	5	0	.167
Larry Fedora	4	1	3	0	.250
Butch Davis	3	1	2	0	.333
Carl Snavelly	3	0	3	0	.000
Carl Torbush	2	2	0	0	1.000
John Bunting	2	1	1	0	.500
Jim Hickey	1	1	0	0	1.000
Everett Withers	1	0	1	0	.000



2023 NC STATE SCHEDULE

Date	Opponent	Time, TV	First Meeting	Last Meeting	Result	Series Record
Aug. 31	at UConn (Thu.)	7:30 p.m., CBSN	2003	2022	W, 41-10	3-0
Sept. 9	Notre Dame	Noon, ABC	2003	2017	L, 35-14	2-1
Sept. 16	VMI	2 p.m., The CW	1895	1946	W, 49-7	7-11
Sept. 22	at Virginia (Fri.)	7:30 p.m., ESPN	1904	2020	W, 38-21	35-21
Sept. 29	Louisville (Fri.)	7 p.m., ESPN	1951	2022	L, 25-10	4-8
Oct. 7	Marshall		1991	2018	W, 37-20	5-0
Oct. 14	at Duke		1924	2020	W, 31-20	37-41
Oct. 21	OPEN					
Oct. 28	Clemson		1899	2022	L, 20-30	29-60
Nov. 4	Miami		1939	2021	L, 30-31	5-11
Nov. 11	at Wake Forest		1895	2022	W, 30-21	68-42
Nov. 18	at Virginia Tech		1900	2022	W, 22-21	19-28
Nov. 25	North Carolina		1894	2022	W, 30-27	38-68



LB Payton Wilson

2022 NC STATE GAME-BY-GAME STATS

Date	Opponent	Rushing				Receiving				Passing				Kick Returns			Punt Returns			tot			
		no.	yds	td	lg	no.	yds	td	lg	cmp	att	int	yds	td	lg	no.	yds	td	lg		no.	yds	td
09/03/2022	at East Carolina	32	133	1	24	17	211	1	24	17	33	1	24	2	31	0	19	1	18	1	18	344	
09/10/2022	Charleston So.	42	217	2	15	23	321	5	40	23	40	3	21	1	29	0	29	3	71	0	38	538	
09/17/2022	Texas Tech	37	111	1	16	16	159	1	38	16	24	0	159	1	38	0	0	0	0	0	0	270	
09/24/2022	UConn	33	169	1	20	33	323	4	75	33	46	1	323	4	75	0	0	0	1	-3	0	492	
10/01/2022	at Clemson	21	34	1	8	28	245	1	32	28	48	1	245	1	32	2	29	0	15	1	3	279	
10/08/2022	Florida St.	46	182	0	19	11	125	1	34	11	23	1	125	1	34	1	16	0	16	2	15	307	
10/15/2022	at Syracuse	38	95	0	13	18	160	0	21	18	31	0	160	0	21	0	0	0	0	0	0	255	
10/27/2022	Virginia Tech	34	60	0	10	26	296	3	43	26	43	0	296	3	43	2	68	0	44	2	-18	356	
11/05/2022	Wake Forest	41	115	0	17	18	210	3	44	18	28	0	210	3	44	3	80	0	30	0	0	325	
11/12/2022	Boston College	44	200	1	36	12	135	1	27	12	24	1	135	1	27	2	46	0	29	1	5	335	
11/19/2022	at Louisville	31	77	0	14	18	214	1	34	18	42	1	214	1	34	4	89	0	32	1	-2	291	
11/25/2022	at North Carolina	25	59	1	11	27	271	2	52	27	41	0	271	2	52	2	50	0	25	4	43	330	
12/30/2022	vs Maryland	18	27	0	5	22	269	0	36	22	48	2	269	0	36	0	0	0	2	8	0	296	
NC State		442	1479	8	36	269	2939	23	75	269	471	8	2939	23	75	19	438	0	44	18	140	1	4418
Opponents		390	1309	13	71	264	2941	15	85	264	461	19	2941	15	85	25	516	1	98	22	181	0	4250

2022 - NC STATE 8-5, 4-4

Date	Opponent	Result
Sept. 3	at ECU	W, 21-20
Sept. 10	Charleston Southern	W, 55-3
Sept. 17	Texas Tech	W, 27-14
Sept. 24	UConn	W, 41-10
Oct. 1	at #5 Clemson	L, 20-30
Oct. 8	Florida State	W, 19-17
Oct. 15	at #18 Syracuse	L, 9-24
Oct. 27	Virginia Tech	W, 22-21
Nov. 5	#20 Wake Forest	W, 30-21
Nov. 12	Boston College	L, 20-21
Nov. 19	Louisville	L, 10-25
Nov. 25	at #18 North Carolina	W, 30-27 (20T)
Dec. 30	Maryland	L, 12-16

Duke's Mayo Bowl

2023 NC STATE STARTERS RETURNING/LOST

STARTERS RETURNING (10)

Offense (6)		2022	Career
Pos.	Name	Starts	Starts
OT	Anthony Belton	8	8
OT	Timothy McKay	9	9
OG	Dylan McMahon	13	33
TE	Trent Pennix	5	7
WR	Keyon Lesane	12	12
RB	Jordan Houston	12	16

Defense (4)		2022	Career
Pos.	Name	Starts	Starts
DE	Savion Jackson	7	20
DE	Davin Vann	0	0
LB	Payton Wilson	11	24
CB	Aydan White	12	15

Specialists (0)		2022	Career
Pos.	Name	Starts	Starts
None			

STARTERS LOST (14)

Offense (5)		2022	Career
Pos.	Name	Starts	Starts
OG	Chander Zavala	12	17
C	Grant Gibson	10	46
WR	Devin Carter	13	42
WR	Thayer Thomas	13	43
QB	Devin Leary	6	26

Defense (7)		2022	Career
Pos.	Name	Starts	Starts
NT	Cory Durden	13	35
LB	Isaiah Moore	13	55
LB	Drake Thomas	13	38
CB	Derrek Pitts	9	20
S	Cyrus Fagan	13	14
S	Tanner Ingle	13	50
NIC	Tyler Baker-Williams	6	29

Specialists (2)		2022	Career
Pos.	Name	Starts	Starts
PK	Christopher Dunn	13	62
P	Shane McDonough	9	9

NC STATE QUICK FACTS

Location: Raleigh, N.C.
Founded: 1887
Enrollment: 37,500
Nickname: Wolfpack
Colors: Red & White
President: Dr. Randy Woodson
Athletics Director: Boo Corrigan
Football Coach: Dave Doeren
Record at NC State: 72-54, 11 years
Career Record: 95-58, 13 years
Assistant AD/FB SID: Annabelle Myers, 919-819-8302, amyers@ncsu.edu
Website: GoPack.com
Twitter: @PackFootball
Stadium: Carter-Finley (Natural Grass, 56,919)
Offense: Pro Tempo
Defense: 4-2-5



DAVE DOEREN

*Head Coach
11th Season at NC State
Drake '93*

■ Dave Doeren begins his 11th season as head coach at NC State, where he ranks second in school history with 72 victories after building a culture built on toughness, hard work and a team mentality.

■ He enters the 2023 campaign with the second-longest tenure in the ACC and the seventh-longest in the Power 5 conferences. He has guided NC State to at least eight wins in five of the last six seasons, with three nine-win campaigns in that time.

■ The Wolfpack ranks third in the ACC in conference wins since 2018 and eight of his 10 Wolfpack squads have qualified for postseason bowls - the most of any coach in program history.

■ Over the 2020, '21 and '22 seasons, the Wolfpack won 16 straight home games, tying as the longest home winning streak in school history. The 2021 squad became the first since 1986 (35 years!) to go undefeated at home (and that squad did post one tie) and one of just six teams in school history to post an unblemished record at Carter-Finley Stadium.

■ The 2022 Wolfpack team was the first since 1980 not to give up more than 30 points in a game all season and the Wolfpack was the only Power 5 team to accomplish that feat in 2022.

DAVE DOEREN YEAR BY YEAR

Year	School	AP	USA	ACC	Atlantic	Overall	Postseason
2011	Northern Illinois	-	-	-	-	11-3	W GoDaddy
2012	Northern Illinois	22	24	-	-	12-1	
2013	NC State	-	-	0-8	7th	3-9	
2014	NC State	-	-	3-5	5th	8-5	W St. Petersburg
2015	NC State	-	-	3-5	4th	7-6	L Belk
2016	NC State	-	-	3-5	t4th	7-6	W Independence
2017	NC State	23	23	6-2	2nd	9-4	W Sun
2018	NC State	-	-	5-3	3rd	9-4	L Gator
2019	NC State	-	-	1-7	7th	4-8	
2020	NC State	-	-	7-3	t4th*	8-4	L Gator
2021	NC State	20	19	6-2	t2n	9-3	Holiday^
2022	NC State	-	-	4-4	-	8-5	L Duke's Mayo

*no divisions in 2020

^bowl canceled

School	Years	ACC Games	Overall	ACC Title Game	Post Season
Northern Illinois	2011-12	2	23-4	-	1-0
NC State	2013-present	10	72-54	-	3-4
Career Totals		12	95-58	-	4-4

Doeren Against ACC Opponents

Boston College.....	5-5
Clemson.....	1-8
Duke.....	1-1
Florida State.....	5-5
Georgia Tech.....	1-2
Louisville.....	3-5
Miami.....	0-3
North Carolina.....	6-4
Pitt.....	2-0
Syracuse.....	7-3
Virginia.....	2-0
Virginia Tech.....	1-2
Wake Forest.....	5-5

NC STATE ASSISTANT COACHES

Tony Gibson (Glennville State '94).....	Defensive Coordinator/Linebackers
Robert Anae (BYU '86).....	Offensive Coordinator/Inside WR/TE
Joker Phillips (Kentucky '86).....	AHC/WRs
Freddie Aughtry-Lindsay (NC State '06).....	Nickels
Joe DeForest (Southwestern Louisiana '87).....	Safeties
Garett Tujague (BYU '92).....	Offensive Line
Todd Goebbel (Northern Iowa '98).....	RB/Special Teams Coordinator
Brian Mitchell (BYU '95).....	Cornerbacks
Kurt Roper (Rice '95).....	Quarterbacks
Charley Wiles (Murray State '87).....	Defensive Line

NC STATE COACHING RECORDS

Overall W-L Records

Head Coach	Seasons	Years	W	L	T	Pct.
Bart Gatling	4	1892-95	3	4	1	.438
Perrin Busbee	2	1896-97	2	1	0	.667
W.C. Riddick	2	1898-99	1	3	2	.333
John McKee	2	1900-01	1	6	0	.143
Arthur Devlin	2	1902-03	7	8	2	.471
W.S. Keinholz	1	1904	3	1	2	.667
G.S. Whitney	1	1905	4	1	1	.750
Willie Heston	1	1906	3	1	4	.625
Mickey Whitehurst	2	1907-08	12	1	1	.893
Eddie Green	5	1909-13	25	8	2	.743
Jack Hagarty	2	1914-15	5	6	2	.462
Britt Patterson	1	1916	2	5	0	.286
Harry Hartsell	4	1917, 21-23	16	18	4	.474
Tal Stafford	1	1918	1	3	0	.250
Bill Fetzer	2	1919-20	14	5	0	.737
Buck Shaw	1	1924	2	6	2	.300
Gus Tebell	5	1925-29	21	25	2	.458
John Van Liew	1	1930	2	8	0	.200
Clipper Smith	3	1931-33	10	12	5	.463
Hunk Anderson	3	1934-36	11	17	1	.397
Doc Newton	7	1937-43	24	39	6	.391
Beattie Feathers	8	1944-51	37	38	3	.494
Horace Hendrickson	2	1952-53	4	16	0	.200
Earle Edwards	17	1954-70	77	88	8	.468
Al Michaels	1	1971	3	8	0	.273
Lou Holtz	4	1972-75	33	12	3	.719
Bo Rein	4	1976-79	27	18	1	.598
Monte Kiffin	3	1980-82	16	17	0	.485
Tom Reed	3	1983-85	9	24	0	.273
Dick Sheridan	7	1986-92	52	29	3	.637
Mike O'Cain	7	1993-99	41	40	0	.506
Chuck Amato	7	2000-06	49	37	0	.570
Tom O'Brien	5	2007-12	40	36	0	.526
Dave Doeren	9	2013-present	72	54	0	.571

ACC Regular Season Games

Head Coach	Seasons	Years	W	L	T	Pct.
Lou Holtz	4	1972-75	16	5	2	.739
Bo Rein	4	1976-79	15	8	0	.652
Dick Sheridan	7	1986-92	31	18	1	.630
Earle Edwards	17	1954-70	55	45	5	.546
Mike O'Cain	7	1993-99	26	30	0	.464
Dave Doeren	10	2013-present	38	44	0	.463
Tom O'Brien	6	2007-12	22	26	0	.458
Chuck Amato	7	2000-06	25	31	0	.446
Monte Kiffin	3	1980-82	8	10	0	.444
Al Michaels	1	1971	2	4	0	.333
Tom Reed	3	1983-85	4	15	0	.211
Horace Hendrickson	1	1953	0	3	0	.000

Bowl Games

Head Coach	Bowls	W	L	T	Pct.
Dave Doeren	7	3	4	0	.429
Dick Sheridan	6	2	4	0	.333
Chuck Amato	5	4	1	0	.800
Lou Holtz	4	2	1	1	.625
Tom O'Brien	3	2	1	0	.500
Mike O'Cain	3	1	2	0	.333
Bo Rein	2	2	0	0	1.000
Earle Edwards	2	1	1	0	.500
Beattie Feathers	1	0	1	0	.000
Dana Bible	1	0	1	0	.000

2023 PITT SCHEDULE

Date	Opponent	Time, TV	First Meeting	Last Meeting	Result	Series Record
Sept. 2	Wofford	3:30 p.m., ACCN	First Meeting			
Sept. 9	Cincinnati	6:30 p.m., The CW	1921	2012	L, 10-34	8-4-0
Sept. 16	at West Virginia	7:30 p.m., ABC	1895	2022	W, 38-31	62-40-3
Sept. 23	North Carolina		1974	2022	L, 24-42	5-11-0
Sept. 30	Virginia Tech		1993	2022	W, 45-29	11-11-0
Oct. 7	OPEN					
Oct. 14	Louisville		1976	2022	L, 10-24	10-9-0
Oct. 21	at Wake Forest		2018	2021	W, 45-21	2-0-0
Oct. 28	at Notre Dame	3:30 p.m., NBC	1909	2020	L, 3-45	21-50-1
Nov. 4	Florida State		1971	2020	W, 41-17	6-4-0
Nov. 11	at Syracuse (Yankee Stadium)		1916	2022	W, 19-9	42-32-3
Nov. 16	Boston College (Thu.)	7 p.m., ESPN	1959	2020	L, 30-31 (OT)	17-15
Nov. 25	at Duke		1929	2022	W, 28-26	17-9-0



DE Deslin Alexandre

2022 PITT GAME-BY-GAME STATS

Date	Opponent	Rushing				Receiving				Passing				Kick Returns			Punt Returns			tot		
		no.	yds	td	lg	no.	yds	td	lg	cmp	att	int	yds	td	lg	no.	yds	td	lg		no.	yds
09/01/2022	West Virginia	38	76	3	14	16	308	1	64	16-24-0	308	1	64	2	43	0	23	1	3	0	3	384
09/10/2022	Tennessee	39	141	1	76	23	274	2	57	23-44-1	274	2	57	2	30	0	16	0	6	0	6	415
09/17/2022	at Western Mich.	52	238	2	23	9	179	1	39	9-12-0	179	1	39	4	75	0	22	3	-5	0	0	417
09/24/2022	Rhode Island	41	271	5	67	20	189	0	41	20-27-0	189	0	41	4	78	0	29	3	75	1	82	460
10/01/2022	Georgia Tech	31	106	0	12	26	305	3	30	26-45-1	305	3	30	3	72	0	31	5	26	0	8	411
10/08/2022	Virginia Tech	43	326	6	80	15	170	0	37	15-28-1	170	0	37	3	44	0	24	0	0	0	0	496
10/22/2022	at Louisville	37	168	1	36	16	158	0	37	16-29-2	158	0	37	0	0	0	3	-3	0	2	326	
10/29/2022	at North Carolina	30	131	3	22	14	236	0	50	14-31-0	236	0	50	2	35	0	19	3	13	0	26	367
11/05/2022	Syracuse	48	161	2	13	16	176	0	29	16-24-2	176	0	29	2	28	0	28	2	29	0	20	337
11/12/2022	at Virginia	48	189	1	13	14	208	1	37	14-24-0	208	1	37	0	0	0	6	85	0	31	397	
11/19/2022	Duke	33	120	1	26	15	190	1	35	15-32-2	190	1	35	4	24	0	15	2	15	0	11	310
11/26/2022	at Miami (FL)	35	248	3	37	18	262	3	66	18-28-1	262	3	66	1	21	0	21	2	4	0	3	510
12/30/2022	vs UCLA	46	204	2	41	21	241	1	45	21-43-1	241	1	45	1	17	0	17	1	6	0	6	445
Pittsburgh		521	2379	30	80	223	2896	13	66	223-391-11	2896	13	66	28	467	0	31	31	254	1	82	5275
Opponents		384	1274	13	63	251	3015	23	61	251-449-14	3015	23	61	18	298	0	35	18	87	1	123	4289

2022 - PITT (9-4, 5-3)

Date	Opponent	Result
Sept. 1	West Virginia	W, 38-31
Sept. 10	#24 Tennessee	L, 27-34 (OT)
Sept. 17	at Western Michigan	W, 34-13
Sept. 24	Rhode Island	W, 45-24
Oct. 1	Georgia Tech	L, 21-26
Oct. 8	Virginia Tech	W, 45-29
Oct. 22	at Louisville	L, 10-24
Oct. 29	#21 North Carolina	L, 24-42
Nov. 5	#20 Syracuse	W, 19-9
Nov. 12	at Virginia	W, 37-7
Nov. 19	Duke	W, 28-26
Nov. 26	at Miami	W, 42-16
Dec. 30	#18 UCLA	W, 37-35

Tony the Tiger Sun Bowl

2023 PITT STARTERS RETURNING/LOST

STARTERS RETURNING (12)

Offense (6)		2022	Career
Pos.	Name	Starts	Starts
WR	Bub Means	7	9
WR	Konata Mumpfield	9	21
OT	Matt Goncalves	13	26
OG	Blake Zubovic	9	15
C	Jake Kradel	13	38
TE	Gavin Batholomew	10	18

Defense (5)		2022	Career
Pos.	Name	Starts	Starts
DT	David Green	7	13
LB	Bangally Kamara	11	11
LB	Shayne Simon	13	21
CB	Marquis Williams	12	34
CB	M.J. Devonshire	9	9

Specialists (1)		2022	Career
Pos.	Name	Starts	Starts
K	Ben Sauls	13	27

STARTERS LOST (9)

Offense (5)		2022	Career
Pos.	Name	Starts	Starts
WR	Jared Wayne	13	23
OT	Gabe Houy	5	32
OG	Marcus Minor	13	43
QB	Kedon Slovis	12	12
RB	Israel Abanikanda	11	17

Defense (6)		2022	Career
Pos.	Name	Starts	Starts
DE	Deslin Alexandre	9	33
DE	Habakkuk Baldonado	9	23
DT	Calijah Kancey	11	29
LB	SirVocea Dennis	12	27
S	Erick Hallett II	13	32
S	Brandon Hill	12	27

Specialists (1)		2022	Career
P	Sam van der Haar	-	-

PITT QUICK FACTS

Location: Pittsburgh, Pennsylvania
 Founded: 1787
 Enrollment: 34,200
 Nickname: Panthers
 Colors: Blue & Gold
 Chancellor: Dr. Patrick Gallagher
 Athletics Director: Heather Lyke
 Football Coach: Pat Narduzzi
 Record at Pitt: 53-37, seven years
 Career Record: same
 Assoc. AD/FB SID: E.J. Borghetti, 412-648-8240, eborghetti@athletics.pitt.edu
 Website: PittsburghPanthers.com
 Twitter: @Pitt_FB
 Stadium: Acrisure Stadium (Natural Grass, 68,400)
 Offense: Pro Style
 Defense: 4-3



PAT NARDUZZI

*Head Coach
9th Season at Pitt
Rhode Island '90*

- Pat Narduzzi enters his ninth season as Pitt's head coach after assuming the duties on Dec. 26, 2014.
- The 2022 Pitt Panthers finished 9-4, including a stirring 37-35 win over nationally ranked UCLA in the Sun Bowl. The victory in El Paso drew national raves as one of the most exciting bowl results of the year.
- Pitt was one of the nation's hottest teams at season's end, closing with five consecutive wins by an average margin of 14 points.
- The Panthers finished in the national Top 25 for the second consecutive season, placing No. 22 in both major polls. It marked the first time since 1979-83 that Pitt earned Top 25 finishes in back-to-back years.
- It was a satisfying encore to the historic 2021 campaign, when the Panthers stormed to 11 victories and claimed their first outright conference title with a 45-21 triumph over Wake Forest in the ACC Championship Game.
- Narduzzi directed the Panthers to a combined 20 wins over the past two seasons. Pitt last achieved 20 wins over a two-year span in 1981-82.
- Narduzzi has coached seven first team All-Americans at Pitt, including four who earned consensus status.

PAT NARDUZZI YEAR BY YEAR

Year	School	AP	USA	ACC	Coastal	Overall	Postseason
2015	Pitt			6-2	2nd	8-5	L Military
2016	Pitt			5-3	t2nd	8-5	L Pinstripe
2017	Pitt			3-5	t4th	5-7	
2018	Pitt			6-2	1st	7-7	L Hyundai Sun
2019	Pitt			4-4	t3rd	8-5	W Quick Lane
2020	Pitt			5-5	t6th*	6-5	
2021	Pitt	13	13	7-1	1st	11-3	L Peach
2022	Pitt			22	5-3	t2nd	9-4 W Tony the Tiger Sun

Bold Denotes ACC Champion

*no divisions in 2020

School	Years	ACC Games	ACC Overall	ACC Title Game	Post Season
Pitt	2015-22	8	41-25	62-41	1-1 2-4
Career Totals		7	41-25	62-41	1-1 2-4

Narduzzi Against ACC Opponents

Boston College	0-2
Clemson	2-2
Duke	6-0
Florida State	1-0
Georgia Tech	6-2
Louisville	2-1
Miami	2-6
North Carolina	2-5
NC State	0-2
Syracuse	7-1
Virginia	6-1
Virginia Tech	5-3
Wake Forest	2-0

PITT ASSISTANT COACHES

Charlie Partridge (Drake '95)	Assistant Head Coach/Defensive Line
Frank Cignetti Jr. (Indiana University of Pa. '88)	Offensive Coordinator/Quarterbacks
Randy Bates (Ohio State '83)	Defensive Coordinator
Andre Powell (Indiana '89)	Special Teams Coordinator/Running Backs
Dave Borbely (DePauw '81)	Offensive Line
Archie Collins (Michigan State '98)	Secondary
Ryan Manalac (Cincinnati '08)	Linebackers
Tiquan Underwood (Rutgers '09)	Wide Receivers
Tim Salem (Arizona State '85)	Tight Ends
Cory Sanders (Saint Joseph's '07)	Safeties

PITT COACHING RECORDS

Overall W-L Records

Head Coach	Seasons	Years	W	L	T	Pct.
Anson F. Harrold	1	1893	1	4	0	.200
J.P. Linn	1	1895	1	6	0	.143
George W. Hoskins	1	1896	3	6	0	.333
T. Gawthrop-Trenchard	1	1897	1	3	0	.250
Dr. Fred A. Robinson	2	1898-99	8	3	2	.692
Dr. M. Roy Jackson	1	1900	5	4	0	.556
Wilbur D. Hockensmith	1	1901	7	2	1	.750
Frederick Joseph Crolius	1	1902	5	6	1	.458
Arthur St. Ledger Mosse	3	1903-05	20	10	1	.661
E.R. Wingard	1	1906	6	4	0	.600
John A. Moorhead	1	1907	8	2	0	.800
John H. Thompson	5	1908-12	30	14	2	.674
Joseph M. Duff, Jr.	2	1913-14	14	3	1	.806
Glenn "Pop" Warner	9	1915-23	60	12	4	.816
"Jock" Sutherland	15	1924-38	111	20	12	.818
Charles W. Bowser	4	1939-42	14	20	1	.414
Clark D. Shaughnessy	5	1943-45	10	17	0	.370
Wesley E. Fesler	1	1946	3	5	1	.389
Walter S. Milligan	3	1947-49	13	14	0	.481
Leonard J. Casanova	1	1950	1	8	0	.111
Tom Hamilton	2	1951,1954	7	9	0	.438
Lowell P. "Red" Dawson	2	1952-54	9	11	1	.452
John P. Michelosen	11	1955-65	56	49	7	.531
David R. Hart	3	1966-68	3	27	0	.100
Carl A. DePasqua	4	1969-72	13	29	0	.310
John Majors	4	1973-76	33	13	1	.713
Jackie Sherrill	5	1977-81	50	9	1	.842
Serafino "Foge" Fazio	4	1982-85	25	18	3	.576
Mike Gottfried	4	1986-89	26	17	2	.600
Paul Hackett	4	1989-92	13	20	1	.397
Sal Sunseri	1	1992	0	1	0	.000
John Majors	4	1993-96	12	32	0	.273
Walt Harris	8	1997-04	52	44	0	.542
Dave Wannstedt	6	2005-10	42	31	0	.575
Phil Bennett	1	2010	1	0	0	1.000
Todd Graham	1	2011	6	6	0	.500
Keith Patterson	1	2011	0	1	0	.000
Paul Chryst	2	2012-14	19	19	0	.500
Joe Rudolph	-	2014	0	1	0	.000
Pat Narduzzi	8	2015-present	62	41	0	.602

ACC Regular Season Games


Head Coach	Seasons	Years	W	L	T	Pct.
Pat Narduzzi	8	2015-present	41	25	0	.621
Paul Chryst	2	2012-14	7	9	0	.438

Bowl Games

Head Coach	Bowls	W	L	T	Pct.
Walt Harris	6	2	4	0	.333
Jackie Sherrill	5	4	1	0	.800
Pat Narduzzi	6	2	4	0	.333
"Jock" Sutherland	4	1	3	0	.250
John Majors	3	2	1	0	.667
Paul Chryst	3	1	2	0	.333
Dave Wannstedt	2	1	1	0	.500
Serafino "Foge" Fazio	2	0	2	0	.000
John Michelosen	2	0	2	0	.000
Paul Hackett	1	1	0	0	1.000
Phil Bennett	1	1	0	0	1.000
Mike Gottfried	1	0	1	0	.000
Keith Patterson	1	0	1	0	.000

2023 SYRACUSE SCHEDULE

Date	Opponent	Time, TV	First Meeting	Last Meeting	Result	Series Record
Sept. 2	Colgate	4 p.m., ACCNX	1891	2016	W, 33-7	31-31-5
Sept. 9	Western Michigan	3:30 p.m., The CW	2018	2019	W, 52-33	2-0-0
Sept. 16	at Purdue	7:30 p.m., NBC	2004	2022	W, 32-29	1-1-0
Sept. 23	Army		1899	1996	W, 42-17	11-10-0
Sept. 30	Clemson		1996	2022	L, 27-21	2-9-0
Oct. 7	at North Carolina		1995	2020	L, 31-6	3-3-0
Oct. 14	at Florida State		1966	2022	L, 38-3	2-13-0
Oct. 21	OPEN					
Oct. 26	at Virginia Tech (Thurs.)	7:30 p.m., ESPN	1964	2021	W, 41-36	11-8-0
Nov. 3	Boston College (Fri.)	7:30 p.m., ESPN2	1924	2022	W, 32-23	33-22-0
Nov. 11	vs. Pitt (at Yankee Stadium, The Bronx, N.Y.)		1916	2022	L, 19-9	32-43-3
Nov. 18	at Georgia Tech		2001	2020	W, 37-20	1-3-0
Nov. 25	Wake Forest		2006	2022	L, 45-35	6-6-0



TE Oronde Gadsden II

2022 SYRACUSE GAME-BY-GAME STATS

Date	Opponent	Rushing				Receiving				Passing				Kick Returns			Punt Returns			tot		
		no.	yds	td	lg	no.	yds	td	lg	cmp	att	int	yds	td	lg	no.	yds	td	lg		no.	yds
09/03/2022	Louisville	40	208	2	24	19	241	2	55	19-26-0	241	2	55	0	0	0	2	21	0	17	449	
09/10/2022	at UConn	51	156	3	13	21	314	3	47	21-26-0	314	3	47	2	47	0	26	3	5	0	5	470
09/17/2022	Purdue	35	125	0	15	13	181	3	46	13-30-0	181	3	46	1	27	0	27	3	13	0	12	306
09/23/2022	Virginia	38	75	1	17	22	277	0	29	22-33-1	277	0	29	2	70	0	57	2	12	0	12	352
10/01/2022	Wagner	39	388	5	90	18	243	2	32	18-18-0	243	2	32	1	23	0	23	3	19	0	10	631
10/15/2022	NC State	30	179	1	38	16	210	2	36	16-25-2	210	2	36	1	19	0	19	3	27	0	10	389
10/22/2022	at Clemson	28	124	1	25	18	167	1	25	18-26-1	167	1	25	0	0	0	0	1	8	0	8	291
10/29/2022	Notre Dame	25	61	1	21	16	225	2	30	16-36-2	225	2	30	2	48	0	24	2	7	0	6	286
11/05/2022	at Pittsburgh	25	25	0	16	8	120	0	45	8-23-0	120	0	45	1	35	0	35	3	14	0	8	145
11/12/2022	Florida St.	31	95	0	16	6	65	0	29	6-17-1	65	0	29	0	0	0	0	0	0	0	0	160
11/19/2022	at Wake Forest	29	120	3	39	18	357	2	44	18-32-1	357	2	44	5	122	0	37	1	43	0	43	477
11/26/2022	at Boston College	39	149	2	29	21	285	2	58	21-27-0	285	2	58	1	35	0	35	0	0	0	0	434
12/29/2022	vs Minnesota	34	147	2	29	32	330	0	31	32-51-1	330	0	31	3	71	0	26	2	26	0	27	477
Syracuse		444	1852	21	90	228	3015	19	58	228-370-9	3015	19	58	19	497	0	57	25	195	0	43	4867
Opponents		503	1869	17	50	246	2403	18	56	246-369-10	2403	18	56	26	593	0	72	19	146	0	22	4272

2022 - SYRACUSE (7-6, 4-4)

Date	Opponent	Result
Sept. 3	Louisville	W, 31-7
Sept. 10	at UConn	W, 48-14
Sept. 17	Purdue	W, 32-29
Sept. 23	Virginia (Fri.)	W, 22-20
Oct. 1	Wagner	W, 59-0
Oct. 8	OPEN	
Oct. 15	No. 15 NC State	W, 24-9
Oct. 22	at No. 5 Clemson	L, 27-21
Oct. 29	Notre Dame	L, 41-24
Nov. 5	at Pitt	L, 19-9
Nov. 12	No. 23 Florida State	L, 38-3
Nov. 19	at Wake Forest	L, 45-35
Nov. 26	at Boston College	W, 32-23
Dec. 29	vs. Minnesota (Pinstripe)	L, 28-20

2023 SYRACUSE STARTERS RETURNING/LOST

STARTERS RETURNING (14)

Offense (6)		2022	Career
Pos.	Name	Starts	Starts
QB	Garrett Shrader	12	25
TE	Oronde Gadsden II	13	13
WR	Damien Alford	10	15
WR	Trebor Pena	3	3
OG	Kalan Ellis	9	14
OG	Chris Bleich	12	27

Defense (7)		2022	Career
Pos.	Name	Starts	Starts
DT	Kevon Darton	11	11
DE	Caleb Okechukwu	13	13
LB	Stefon Thompson	1	20
LB	Marlowe Wax	13	26
CB	Isaiah Johnson	6	17
ROV	Justin Barron	12	21
FS	Alijah Clark	11	11
FS	Jason Simmons Jr.	12	20

Specialists (1)

P	Max von Marburg
---	-----------------

STARTERS LOST (11)

Offense (5)	
RB	Sean Tucker
OL	Matthew Bergeron
OL	Carlos Vettorello
OL	Dakota Davis
WR	Devaughn Cooper

Defense (4)

BS	Ja'Had Carter
CB	Garrett Williams
CB	Duce Chestnut
LB	Mikel Jones

Specialists (2)

LS	Aaron Bolinsky
K	Andre Szymt

SYRACUSE QUICK FACTS

Location: Syracuse, N.Y.
Founded: 1870
Enrollment: 14,479
Nickname: Orange
Color: Orange
President: Kent Syverud
Athletics Director: John Wildhack
Football Coach: Dino Babers
Record at Syracuse: 36-49, seven years
Career Record: 73-65, 11 years
Football SID: Tyler Cady, 315-941-6569, tpcady@syr.edu
Website: Cuse.com
Twitter: @CuseFootball
Stadium: JMA Wireless Dome (FieldTurf, 49,057)
Offense: Spread
Defense: 3-3-5/Multiple



DINO BABERS

*Head Coach
Eighth Season at Syracuse
Hawaii '84*

■ A proven winner and respected mentor, Dino Babers was named the 30th head football coach at Syracuse University on Dec. 5, 2015. He owns a 73-65 career record and boasts nearly 40 years of experience in the profession.

■ Known for his innovative offense, Babers enters his seventh season on the Syracuse sideline. Since his arrival on campus, Babers has reshaped the culture of Orange football by fostering an atmosphere of fairness, family and accountability. An adherence to those core values has allowed Syracuse's assistant coaches, staff and student-athletes to reach their full potential. On the field, the Babers era has featured record-setting production and a 10-win season in 2018, multiple Orange All-Americans and NFL Draft selections.

■ In 2018, Babers guided the Orange to the seventh double-digit win campaign in program history and first since 2001 with a 10-3 mark that included a win over West Virginia in the Camping World Bowl. Syracuse went from four wins to 10 and posted a 6-2 conference record to finish second to national champion Clemson in the ACC Atlantic Division. The six-win improvement matched the legendary 1987 squad for the second-largest improvement from one year to the next in program history.

■ Syracuse climbed as high as No. 12 in all three polls during the week of Nov. 11, 2018, the program's highest ranking since 1998, and closed the season at No. 15 in the final AP and Amway Coaches polls.

DINO BABERS YEAR BY YEAR

Year	School	AP	USA	ACC	Atlantic	Overall	Postseason
2012	Eastern Illinois			-	-	7-5	L FCS First Round
2013	Eastern Illinois			-	-	12-2	W/L FCS Quarterfinal
2014	Bowling Green			-	-	8-6	W Camellia
2015	Bowling Green			-	-	10-3	
2016	Syracuse			2-6	t6th	4-8	
2017	Syracuse			2-6	7th	4-8	
2018	Syracuse	15	15	6-2	2nd	10-3	W Camping World
2019	Syracuse			2-6	6th	5-7	
2020	Syracuse			1-9	t14th*	1-10	
2021	Syracuse			2-6	t6th	5-7	
2022	Syracuse			4-4	t3rd	7-6	L Pinstripe

*no divisions in 2020

School	Years	ACC Games	ACC Overall	ACC Title Game	Bowl Games
Eastern Illinois	2012-13	2	-	19-7	- *1-2
Bowling Green	2014-15	2	-	18-9	- 1-0
Syracuse	2016-22	7	19-39	36-49	- 1-1
Career Totals		11	19-39	73-65	- 2-1

*Denotes FCS Playoffs

Babers Against ACC Opponents

Boston College.....	4-3	North Carolina.....	1-1
Clemson.....	1-6	NC State.....	2-5
Duke.....	1-1	Pitt.....	1-6
Florida State.....	1-5	Virginia.....	1-0
Georgia Tech.....	1-0	Virginia Tech.....	2-0
Louisville.....	2-5	Wake Forest.....	2-5
Miami.....	0-1		

SYRACUSE ASSISTANT COACHES

Jason Beck (BYU '06)	Offensive Coordinator/Quarterbacks
Rocky Long (New Mexico '71)	Defensive Coordinator/Linebackers
Bob Ligashesky (IUP '85)	Special Teams Coordinator
Chris Achuff (Bloomsburg '98)	Defensive Line
Nunzio Campanile (Montclair State '99)	Tight Ends
Steve Farmer (Illinois State '99)	Offensive Line
Travis Fisher (UCF '01)	Cornerbacks
Michael Johnson (Akron '08)	Wide Receivers
Mike Lynch (Montana '00)	Running Backs
Darrell Perkins (Wyoming '90)	Safeties/Rovers

SYRACUSE COACHING RECORDS

Overall W-L Records

Head Coach	Seasons	Years	W	L	T	Pct.
Bobby Winston	1	1890	7	4	0	.636
William Galbraith	1	1891	4	7	0	.364
Jordan C. Wells	1	1892	0	8	1	.056
George H. Bond	1	1894	6	5	0	.545
George O. Reddington	2	1895-96	11	5	4	.650
Frank E. Wade	3	1897-99	17	9	2	.643
Edwin R. Sweetland	3	1900-02	20	5	2	.778
Jason B. Parrish & Ancil D. Brown	1	1903	5	4	0	.556
Charles P. Hutchins	2	1904-05	14	6	0	.700
Frank J. O'Neill	8	1906-07;13-15;17-19	52	19	6	.714
Howard H. Jones	1	1908	6	3	1	.650
T.A.D. Jones	2	1909-10	9	9	2	.500
DeForest Cummings	2	1911-12	9	8	2	.526
William M. Hollenback	1	1916	5	4	0	.556
John F. Meehan	5	1920-24	35	8	4	.787
C.W.P. Reynolds	2	1925-26	15	3	2	.800
Lewis P. Andreas	3	1927-29	15	10	3	.589
Victor A. Hanson	7	1930-35	33	21	5	.602
Ossie M. Solem	8	1936-42, 44-45	30	27	6	.524
Clarence Munn	1	1946	4	5	0	.444
Reaves Baysinger	2	1947-48	4	14	0	.222
Ben Schwartzwalder	25	1949-73	153	91	3	.626
Frank Maloney	7	1974-80	32	46	0	.410
Dick MacPherson	10	1981-90	66	46	4	.586
Paul Pasqualoni*	14	1991-04	101	59	1	.630
Greg Robinson*	4	2005-08	5	37	0	.119
Doug Marrone	4	2009-12	25	25	0	.500
Scott Shafer	3	2013-15	14	23	0	.378
Dino Babers	7	2016-present	36	49	0	.424

*Pasqualoni's record does not include six vacated wins and Robinson's record does not include five vacated wins.

ACC Regular Season Games

Head Coach	Seasons	Years	W	L	T	Pct.
Dino Babers	7	2016-present	19	39	0	.396
Scott Shafer	3	2013-15	7	17	0	.292

Bowl Games

Head Coach	Bowls	W	L	T	Pct.
Paul Pasqualoni	9	6	3	0	.667
Ben Schwartzwalder	7	2	5	0	.286
Dick MacPherson	5	3	1	1	.700
Doug Marrone	2	2	0	0	1.000
Dino Babers	2	1	1	0	.500
Scott Shafer	1	1	0	0	1.000
Frank Maloney	1	1	0	0	1.000

2023 VIRGINIA SCHEDULE

Date	Opponent	Time, TV	First Meeting	Last Meeting	Result	Series Record
Sept. 2	vs. Tennessee (Nashville, Tenn.)	Noon, ABC	1927	1991	L, 23-22	1-3-0
Sept. 9	James Madison	Noon, ESPNU	1979	1983	W, 21-14	2-1-0
Sept. 15	at Maryland (Fri.)	7 p.m., FS1	1919	2013	L, 27-26	32-44-2
Sept. 22	NC State (Fri.)	7:30 p.m., ESPN	1904	2020	L, 38-21	22-36-1
Sept. 30	at Boston College		1963	2020	W, 43-31	1-6-0
Oct. 7	William & Mary		1908	2021	W, 43-0	31-6-1
Oct. 14	OPEN					
Oct. 21	North Carolina		1892	2022	L, 31-28	58-65-4
Oct. 28	at Miami		1996	2022	L, 14-12 (4ot)	8-12-0
Nov. 4	Georgia Tech		1965	2022	W, 16-9	22-21-1
Nov. 9	at Louisville (Thurs.)	7:30 p.m., ESPN	1988	2022	L, 34-17	5-6-0
Nov. 18	Duke		1890	2022	L, 38-17	40-34-0
Nov. 25	Virginia Tech		1895	2021	L, 29-24	38-60-5



RB Perris Jones

2022 VIRGINIA GAME-BY-GAME STATS

Date	Opponent	Rushing			Receiving			Passing				Kick Returns			Punt Returns			tot						
		no.	yds	lg	no.	yds	lg	cmp	att	int	yds	td	lg	no.	yds	td	lg		no.	yds	td	lg		
09/03/2022	Richmond	42	259	3	64	21	246	2	56	21	33	1	246	2	56	3	74	0	25	2	1	0	1	505
09/10/2022	at Illinois	29	42	0	31	13	180	0	62	13	34	2	180	0	62	1	21	0	21	1	-12	0	0	222
09/17/2022	Old Dominion	45	229	1	38	20	284	0	45	20	37	0	284	0	45	1	37	0	37	2	10	0	10	513
09/23/2022	at Syracuse	29	149	2	28	19	138	1	13	19	38	1	138	1	13	4	101	0	29	0	0	0	0	287
10/01/2022	at Duke	25	93	1	15	19	202	1	34	19	37	1	202	1	34	4	98	0	38	0	0	0	0	295
10/08/2022	Louisville	25	6	1	11	24	313	1	40	24	34	2	313	1	40	3	37	0	25	2	16	0	16	319
10/20/2022	at Georgia Tech	38	156	1	43	20	255	1	44	20	35	2	255	1	44	2	24	0	24	4	46	0	22	411
10/29/2022	Miami (FL)	33	119	0	20	15	208	0	64	15	26	0	208	0	64	0	0	0	0	1	2	0	2	327
11/05/2022	North Carolina	39	186	4	15	17	232	0	40	17	35	1	232	0	40	2	48	0	34	0	0	0	0	418
11/12/2022	Pittsburgh	24	-8	0	12	17	152	1	20	17	32	2	152	1	20	0	0	0	0	1	0	0	0	144
Virginia		329	1231	13	64	185	2210	7	64	185	341	12	2210	7	64	20	440	0	38	13	63	0	22	3441
Opponents		407	1532	12	59	191	2044	10	43	191	312	5	2044	10	43	13	324	0	57	24	314	0	43	3576

2022 - VIRGINIA (3-7, 1-6)

Date	Opponent	Result
Sept. 3	Richmond	W, 34-17
Sept. 10	at Illinois	L, 24-3
Sept. 17	Old Dominion	W, 16-14
Sept. 23	at Syracuse (Fri.)	L, 22-20
Oct. 1	at Duke	L, 38-17
Oct. 8	Louisville	L, 34-17
Oct. 15	OPEN	
Oct. 20	at Georgia Tech (Thurs.)	W, 16-9
Oct. 29	Miami	L, 14-12 (4ot)
Nov. 5	No. 17 North Carolina	L, 31-28
Nov. 12	Pitt	L, 37-7
Nov. 19	Coastal Carolina	cancelled
Nov. 26	at Virginia Tech	cancelled

2022 VIRGINIA STARTERS RETURNING/LOST

STARTERS RETURNING (14)

Offense (3)		2022	Career
Pos.	Name	Starts	Starts
RB	Perris Jones	9	9
TE	Grant Misch	7	18
C	Ty Furnish	9	9

Defense (8)		2022	Career
Pos.	Name	Starts	Starts
DE	Chico Bennett Jr.	9	11
DE	Kam Butler	10	40
DT	Aaron Faumui	9	24
DL	Jahmeer Carter	10	20
LB	Josh Ahern	5	8
LB	James Jackson	6	6
S	Antonio Clary	7	13
S	Coen King	5	16
S	Jonas Sanker	9	9

Specialists (3)		2022	Career
Pos.	Name	Starts	Starts
K	Will Bettridge	7	7
P	Daniel Sparks	10	20
LS	Aidan Livingston	10	36

STARTERS LOST (12)

Offense (8)		2022	Career
Pos.	Name	Starts	Starts
QB	Brennan Armstrong	10	30
WR	Lavel Davis Jr.	6	13
WR	Keytaon Thompson	8	24
WR	Dontayvion Wicks	8	19
OT	Jonathan Leech	8	10
OT	Logan Taylor	10	10
OG	Derek Devine	10	10
OG	John Paul Flores	6	26

Defense (3)		2022	Career
Pos.	Name	Starts	Starts
LB	Nick Jackson	9	33
CB	Fentrell Cyress II	9	15
CB	Anthony Johnson	10	26

Specialists (1)		2022	Career
K	Name	Starts	Starts
K	Brendan Farrell	10	19

VIRGINIA QUICK FACTS

Location: Charlottesville, Va.
Founded: 1819
Enrollment: 25,642
Nickname: Cavaliers, Wahoos, 'Hoos
Colors: Orange & Blue
President: Dr. James E. Ryan
Athletics Director: Carla Williams
Football Coach: Tony Elliott
Record at Virginia: 3-7, 1 season
Career Record: 3-7, 1 season
Asst. AD: Jim Daves, jimdaves@virginia.edu, 434-962-7668
Website: VirginiaSports.com
Twitter: @UVAFootball
Stadium: Scott Stadium (Natural Grass, 61,500)
Offense: Multiple
Defense: Multiple



TONY ELLIOTT

Head Coach
Second Season at Virginia
Clemson '04

■ Virginia athletics director Carla Williams announced on Dec. 10, 2021 the hiring of Tony Elliott as the University of Virginia's Fralin Family Head Football Coach. Elliott became the 41st head football coach in the program's history.

■ Elliott spent 11 seasons as an assistant on Dabo Swinney's staff at Clemson. In January of 2021, he was named the program's assistant head coach and offensive coordinator. He previously served as the team's co-offensive coordinator (2014-20) and the team's running backs coach (2011-20).

■ At Clemson, Elliott was a part of a 10-season stretch in which the Tigers won 10 or more games. In that span, Clemson won six Atlantic Coast Conference Championships, made four appearances in the College Football Playoff National Championship game and captured national titles in 2016 and 2018.

■ Since Elliott's promotion to co-offensive coordinator prior to the 2014 Russell Athletic Bowl, the Tigers posted an 89-10 record and ranked in the top 12 nationally in total offense. Clemson either led or ranked No. 2 in the ACC in total offense in five of his seven seasons as an offensive coordinator. Elliott's 2018 and 2019 offenses were responsible for two of the 22 650-point seasons in major college football history.

■ Elliott was named the Frank Broyles Award recipient as the nation's top assistant coach in 2017. Before transitioning to the tight ends room in 2021, Elliott was in charge of Clemson's running backs for his first 10 seasons. In that time, he guided Clemson running back Travis Etienne to one of the most illustrious careers in ACC and college football history, helping him set the NCAA record for most games scoring a touchdown (46) and secure ACC records for career rushing yards (4,952), total touchdowns (78), rushing touchdowns (70) and points (468).

■ As the program's offensive coordinator, Elliott worked with two first-round draft picks at quarterback, including the 2021 first overall pick Trevor Lawrence. From 2015-2020, a Clemson offensive player took home both the ACC's Player of the Year and Offensive Player of the Year awards four times.

TONY ELLIOTT YEAR BY YEAR

Year	School	AP USA	ACC	Atlantic	Overall	Postseason
2022	Virginia		1-6	t6th	3-7	

School	Years	ACC Games	Overall	ACC Title Game	Post Season
Virginia	2022-present	1	1-6	3-7	-
Career Totals		1	1-6	3-7	-

Elliott Against ACC Opponents

Duke.....0-1	North Carolina.....0-1
Georgia Tech.....1-0	Pitt.....0-1
Louisville.....0-1	Syracuse.....0-1
Miami.....0-1	

VIRGINIA ASSISTANT COACHES

Des Kitchings (Furman '00)	Offensive Coordinator/Tight Ends
John Rudzinski (Air Force '05).....	Defensive Coordinator/Defensive Backs
Keith Gaither (Elon '97).....	Special Teams Coordinator/Running Backs
Curome Cox (Maryland '04).....	Defensive Backs/Defensive Passing Game Coordinator
Kevin Downing (NC Central '04).....	Defensive Tackles
Terry Heffernan (Dayton '03).....	Offensive Line
Taylor Lamb (Appalachian State '17).....	Quarterbacks
Adam Mims (Furman '11).....	Wide Receivers
Chris Slade (Virginia '92).....	Defensive Ends
Clint Sintim (Virginia '09).....	Linebackers

VIRGINIA COACHING RECORDS

Overall W-L Records

Head Coach	Seasons	Years	W	L	T	Pct.
John Poe	2	1893-94	16	5	0	.762
Harry Mackey	1	1895	9	2	0	.818
Martin Bergen	2	1896-97	13	4	3	.725
Joseph Massie	1	1898	6	5	0	.546
Archie Hoxton	2	1899-00	11	5	3	.658
Wesley Abbott	1	1901	8	2	0	.800
John DeSaulles	1	1902	8	1	1	.850
Gresham Poe	1	1903	7	2	1	.750
Foster Sanford	1	1904	6	3	0	.667
William Cole	2	1905-06	12	6	2	.650
Hammond Johnson	1	1907	6	3	1	.650
Merritt Cooke	1	1908	7	0	1	.938
John Neff	1	1909	7	1	0	.875
Charles Crawford	1	1910	6	2	0	.750
Kemper Yancey	1	1911	8	2	0	.800
John Elliott	1	1912	6	3	0	.667
Rice Warren	3	1913, 20-21	17	7	2	.692
Joseph Wood	1	1914	8	1	0	.889
Harry Varner	1	1915	8	1	0	.889
Peyton Evans	1	1916	4	5	0	.444
Harris Coleman	1	1919	2	5	2	.333
Thomas Campbell	1	1922	4	4	1	.500
Earle Neale	6	1923-28	28	22	5	.555
Earl Abell	2	1929-30	8	9	2	.474
Fred Dawson	3	1931-33	8	17	4	.345
Gus Tebell	3	1934-36	6	18	4	.286
Frank Murray	9	1937-45	41	34	5	.544
Art Guepe	7	1946-52	47	17	2	.727
Ned McDonald	3	1953-55	5	23	0	.179
Ben Martin	2	1956-57	7	12	1	.375
Dick Voris	3	1958-60	1	29	0	.033
Bill Elias	4	1961-64	16	23	1	.413
George Blackburn	6	1965-70	29	32	0	.475
Don Lawrence	3	1971-73	11	22	0	.333
Sonny Randle	2	1974-75	5	17	0	.227
Dick Bestwick	6	1976-81	16	49	1	.246
George Welsh	19	1982-00	134	86	3	.608
Al Groh	9	2001-09	59	53	0	.527
Mike London	6	2010-15	27	46	0	.360
Bronco Mendenhall	6	2016-21	36	38	0	.486
Tony Elliott	1	2022-present	3	7	0	.300

ACC Regular Season Games

Head Coach	Seasons	Years	W	L	T	Pct.
George Welsh	19	1982-00	85	51	3	.622
Al Groh	9	2001-09	36	36	0	.500
Bronco Mendenhall	4	2016-21	22	27	0	.449
Don Lawrence	3	1971-73	6	11	0	.353
George Blackburn	6	1965-70	12	23	0	.343
Mike London	6	2010-15	14	34	0	.292
Ben Martin	2	1956-57	3	8	0	.273
Bill Elias	4	1961-64	4	18	1	.196
Dick Bestwick	6	1976-81	6	29	0	.171
Tony Elliott	1	2022-present	1	6	0	.143
Sonny Randle	2	1974-75	1	10	0	.091
Dick Voris	3	1958-60	1	16	0	.059
Ned McDonald	3	1953-55	0	6	0	.000

Bowl Games

Head Coach	Bowls	W	L	T	Pct.
George Welsh	12	4	8	0	.333
Al Groh	5	3	2	0	.600
Bronco Mendenhall	3	1	2	0	.333
Mike London	1	0	1	0	.000

2023 VIRGINIA TECH SCHEDULE

Date	Opponent	Time, TV	First Meeting	Last Meeting	Result	Series Record
Sept. 2	Old Dominion	8 p.m., ACCN	2017	2022	L, 20-17	2-2-0
Sept. 9	Purdue	Noon, ESPN2	2015	2015	W, 51-24	1-0-0
Sept. 16	at Rutgers	3:30 p.m., BTN	1920	2012	W, 13-10 (ot)	12-3-0
Sept. 23	at Marshall		1913	2018	W, 41-20	11-2-0
Sept. 30	Pitt		1993	2022	L, 45-29	11-11-0
Oct. 7	at Florida State		1955	2018	W, 24-3	13-23-1
Oct. 14	Wake Forest		1916	2020	L, 23-16	25-13-1
Oct. 21	OPEN					
Oct. 26	Syracuse (Thurs.)	7:30 p.m., ESPN	1964	2021	L, 41-36	8-11-0
Nov. 4	at Louisville		1979	2020	W, 42-35	6-2-0
Nov. 11	at Boston College		1993	2022	W, 27-10	20-11-0
Nov. 18	NC State		1900	2022	L, 22-21	28-19-4
Nov. 25	Virginia		1895	2021	W, 29-24	60-38-5



TE Nick Gallo

2022 VIRGINIA TECH GAME-BY-GAME STATS

Date	Opponent	Rushing				Receiving				Passing				Kick Returns			Punt Returns			tot off			
		no.	yds	td	lg	no.	yds	td	lg	cmp	att	int	yds	td	lg	no.	yds	td	lg		no.	yds	td
09/02/2022	at Old Dominion	39	136	1	32	21	197	1	39	21	36-4	197	1	39	5	99	0	29	4	4	0	2	333
09/10/2022	Boston College	45	144	2	65	16	140	1	43	16	25-0	140	1	43	2	45	0	23	1	-3	0	0	284
09/17/2022	Wofford	41	133	1	11	28	342	2	29	28	38-0	342	2	29	2	42	0	22	3	11	0	4	475
09/22/2022	West Virginia	18	35	0	15	16	193	1	28	16	35-1	193	1	28	2	30	0	13	0	0	0	0	228
10/01/2022	at North Carolina	35	99	1	25	20	174	0	34	20	35-1	174	0	34	2	40	0	22	1	5	0	5	273
10/08/2022	at Pittsburgh	30	126	2	29	25	277	1	43	25	47-1	277	1	43	0	0	0	0	4	2	1	2	403
10/15/2022	Miami (FL)	30	78	1	17	21	179	1	27	21	33-0	179	1	27	1	13	0	13	1	-1	0	0	257
10/27/2022	at NC State	26	50	2	20	11	243	1	85	11	22-0	243	1	85	5	68	0	22	0	0	0	0	293
11/05/2022	Georgia Tech	39	131	2	19	15	166	0	26	15	27-1	166	0	26	3	59	0	24	7	188	1	90	297
11/12/2022	at Duke	26	104	0	15	16	177	1	53	16	28-1	177	1	53	2	43	0	26	0	0	0	0	281
11/19/2022	at Liberty	59	176	3	22	14	148	0	35	14	20-0	148	0	35	3	77	0	40	2	3	0	4	324
Virginia Tech		388	1212	15	65	203	2236	9	85	203-346-9	2236	9	85	27	516	0	40	23	209	2	90	3448	
Opponents		381	1487	15	80	222	2587	13	56	222-374-4	2587	13	56	13	353	1	97	11	32	0	22	4074	

2022 - VIRGINIA TECH (3-8, 1-6)

Date	Opponent	Result
Sept. 2	at Old Dominion (Fri.)	L, 20-17
Sept. 10	Boston College	W, 27-10
Sept. 17	Wofford	W, 27-7
Sept. 22	West Virginia (Thurs.)	L, 33-10
Oct. 1	at North Carolina	L, 41-10
Oct. 8	at Pitt	L, 45-29
Oct. 15	Miami	L, 20-14
Oct. 22	OPEN	
Oct. 27	at No. 24 NC State (Thurs.)	L, 22-21
Nov. 5	Georgia Tech	L, 28-27
Nov. 12	at Duke	L, 24-7
Nov. 19	at Liberty	W, 23-22
Nov. 26	Virginia	cancelled

2022 VIRGINIA TECH STARTERS RETURNING/LOST

STARTERS RETURNING (13)

Offense (4)		2022	Career
Pos.	Name	Starts	Starts
TE	Nick Gallo	11	27
WR	Da'Wain Lofton	11	11
OL	Kaden Moore	11	24
QB	Grant Wells	11	34

Defense (6)		2022	Career
Pos.	Name	Starts	Starts
CB	Mansoor Delane	4	4
DL	Mario Kendricks	6	12
S	Nasir Peoples	11	24
DL	Norell Pollard	11	35
CB	Dorian Strong	4	19
LB	Alan Tisdale	5	23

Specialists (3)		2022	Career
Pos.	Name	Starts	Starts
K	John Love	2	2
K	Kyle Love	11	11
P	Peter Moore	11	25

STARTERS LOST (13)

Offense (7)		2022	Career
Pos.	Name	Starts	Starts
WR	Jadan Blue	5	5
OL	Silas Dzansi	11	34
OL	Jesse Hanson	11	26
OL	Johnny Jordan	11	14
RB	Keshawn King	8	10
WR	Kaleb Smith	10	30
TE	Drake De Luliis	2	8

Defense (4)		2022	Career
Pos.	Name	Starts	Starts
S	Armani Chatman	11	25
S	Chamarri Conner	11	48
DE	TyJuan Garbutt	9	36
LB	Dax Hollifield	11	48

Specialists (2)		2022	Career
K	Will Ross	9	9
KR	Keshawn King	8	10

VIRGINIA TECH QUICK FACTS

Location: Blacksburg, Va.
Founded: 1872
Enrollment: 37,000+
Nickname: Hokies
Colors: Chicago Maroon & Burnt Orange
President: Dr. Tim Sands
Athletics Director: Whit Babcock
Football Coach: Brent Pry
Record at Virginia Tech: 3-8, 1 season
Career Record: 3-8, 1 season
FB SID: Travis Wells, twwells@vt.edu
Website: HokieSports.com
Twitter: @HokiesFB
Stadium: Lane Stadium (Natural: Bermuda Patriot – 65,632)
Offense: Multiple
Defense: 4-3-4



BRENT PRY

*Head Coach
Second Season at Virginia Tech
Buffalo '93*

■ Brent Pry was officially named Virginia Tech head coach on November 30, 2021. He joined the Hokies after serving the past eight seasons as defensive coordinator/linebackers coach at Penn State.

■ Pry returns to Blacksburg after working as a defensive graduate assistant for the Hokies from 1995-97 under head coach Frank Beamer and defensive coordinator Bud Foster.

■ A 30-year coaching veteran, Pry has coached teams that have qualified for 15 bowl appearances and have finished in the FBS top 25 in total defense eight times. He has played an instrumental role in coaching top 10 defenses at Virginia Tech, Penn State, Vanderbilt, Georgia Southern, and Western Carolina.

■ After his promotion to defensive coordinator in 2016, the Nittany Lions posted three seasons with 11 wins and four seasons with nine or more victories. He helped the Nittany Lions to the 2016 Big Ten Championship after defeating No. 6 Wisconsin in that conference's championship game.

■ Pry was a 2021 Broyles Award nominee for the top assistant coach in the country as the Nittany Lions ranked fourth nationally in Red Zone defense (66.7%), seventh in scoring defense (16.8 ppg), eighth in defensive pass efficiency (111.98), and held their opponents to 4.7 yards per play.

■ Under Pry's direction in 2020, Penn State ranked third in the Big Ten in total defense (328.8 ypg), good for 17th nationally, second in pass defense (198.6 ypg), second in TFL (6.7 per game) and fourth in rush defense (130.2 ypg).

■ Pry's defense helped lead Penn State to an 11-2 record in 2019, ranking eighth nationally in scoring defense (16.0 ppg). The Nittany Lions also led the nation in fewest yards per carry (2.6) and forced fumbles (22), while ranking fifth in rushing defense (95.0 ypg) in 2019.

BRENT PRY YEAR BY YEAR

Year	School	AP USA	ACC	Atlantic	Overall	Postseason
2022	Virginia Tech		1-6	t6th	3-8	

School	Years	ACC Games	Overall	ACC Title Game	Post Season
Virginia Tech	2022-present	1	1-6	3-8	-
Career Totals		1	1-6	3-8	-

Pry Against ACC Opponents

Boston College.....	1-0	North Carolina.....	0-1
Duke.....	0-1	NC State.....	0-1
Georgia Tech.....	0-1	Pitt.....	0-1
Miami.....	0-1		

VIRGINIA TECH ASSISTANT COACHES

J.C. Price (Virginia Tech '98)	Associate Head Coach/Defensive Line
Tyler Bowen (Maryland '11)	Offensive Coordinator/Quarterbacks
Chris Marve (Vanderbilt '11)	Defensive Coordinator/Linebackers
Stu Holt (North Carolina '95)	Special Teams Coord./Asst. H.C. – Offense/TES
Derek Jones (Ole Miss '96)	Defensive Recruiting Coord./Cornerbacks
Fontel Mines (Virginia '07)	Offensive Recruiting Coord./Wide Receivers
Pierson Prioleau (Virginia Tech '99)	Safeties
Shawn Quinn (Carson-Newman '95)	Stars/Nickels
Elijah Brooks (William & Mary '07)	Running Backs
Ron Crook (West Liberty State '91)	Offensive Line

VIRGINIA TECH COACHING RECORDS

Overall W-L Records

Head Coach	Seasons	Years	W	L	T	Pct.
E.A. Smyth	2	1892-93	1	3	0	.250
J.A. Massie	1	1894	4	1	0	.800
A.C. Jones	2	1895-96	9	4	1	.679
Charles Firth	1	1897	5	2	0	.714
J.L. Ingles	1	1898	3	2	0	.600
Dr. James Morrison	1	1899	4	1	0	.800
Dr. Davis	1	1900	3	3	1	.500
Dr. A.B. Morrison Jr.	1	1901	6	1	0	.857
R.R. Brown	1	1902	3	2	1	.583
Dr. C.A. Lueder	1	1903	5	1	0	.833
J.C. O'Connor	1	1904	5	3	0	.625
C.P. Miles	2	1905-06	14	3	2	.789
C.R. Williams	1	1907	7	2	0	.778
R.M. Brown	1	1908	5	4	0	.556
Branch Bocock	6	1909-10, 12-15	34	14	2	.700
L.W. Reiss	1	1911	6	1	2	.778
Jack Ingersell	1	1916	7	2	0	.778
Charles Bernier	3	1917-19	18	6	1	.740
Stanley Sutton	1	1920	4	6	0	.400
Ben Cabbage	5	1921-25	30	12	6	.688
Andy Gustafson	4	1926-29	22	13	1	.625
O.E. Neale	2	1930-31	8	7	3	.528
H.B. Redd	9	1932-40	43	37	8	.534
J.R. Kitts	1	1941	6	4	0	.600
H.M. McEver	2	1942, 1945	9	8	1	.528
James Kitts	2	1946-47	7	9	3	.447
Robert McNeish	3	1948-50	1	25	3	.086
Frank Moseley	10	1951-60	54	42	4	.560
Jerry Claiborne	10	1961-70	61	39	2	.608
Charlie Coffey	3	1971-73	12	20	1	.379
Jimmy Sharpe	4	1974-77	21	22	1	.489
Bill Dooley	9	1978-86	64	37	1	.632
Frank Beamer	29	1987-15	238	121	2	.662
Justin Fuente	6	2016-21	43	31	0	.581
J.C. Price	1	2021	1	2	0	.333
Brent Pry	1	2022-present	3	8	0	.273

ACC Regular Season Games

Head Coach	Seasons	Years	W	L	T	Pct.
Frank Beamer	12	2004-15	69	27	0	.719
Justin Fuente	6	2016-21	28	20	0	.583
J.C. Price	1	2021	1	1	0	.500
Brent Pry	1	2022-present	1	6	0	.143

Bowl Games

Head Coach	Bowls	W	L	T	Pct.
Frank Beamer	23	11	12	0	.478
Justin Fuente	4	1	3	0	.250
Bill Dooley	3	1	2	0	.333
Jerry Claiborne	2	0	2	0	.000
James Kitts	1	0	1	0	.000
J.C. Price	1	0	1	0	.000

2023 WAKE FOREST SCHEDULE

Date	Opponent	Time, TV	First Meeting	Last Meeting	Result	Series Record
Aug. 31	Elon (Thurs.)	7 p.m., ACCN	1920	2019	W, 49-7	11-0-1
Sept. 9	Vanderbilt	11 a.m., ACCN	1964	2022	W, 45-25	7-10-0
Sept. 16	at Old Dominion	Noon, ESPN2/U	2021	2021	W, 42-10	1-0-0
Sept. 23	Georgia Tech		1917	2017	L, 38-24	8-23-0
Sept. 30	OPEN					
Oct. 7	at Clemson		1933	2022	L, 51-45 (2ot)	17-70-1
Oct. 14	at Virginia Tech		1916	2020	W, 23-16	13-25-1
Oct. 21	Pitt		2018	2021	L, 45-21	0-2-0
Oct. 28	Florida State		1956	2022	W, 31-21	9-30-1
Nov. 2	at Duke (Thurs.)	7:30 p.m., ESPN	1889	2022	L, 34-31	41-59-2
Nov. 11	NC State		1895	2022	L, 30-21	42-68-6
Nov. 18	at Notre Dame		2011	2018	L, 56-27	0-5-0
Nov. 25	at Syracuse		2006	2022	W, 45-35	6-6-0



RB Justice Ellison

2022 WAKE FOREST GAME-BY-GAME STATS

Date	Opponent	Rushing			Receiving			Passing				Kick Returns			Punt Returns			tot						
		no.	yds	td	lg	no.	yds	td	lg	cmp	att	int	yds	td	lg	no.	yds		td	lg				
09/01/2022	VMI	41	212	2	45	24	294	3	33	24	33	0	294	3	33	2	54	0	38	4	19	0	6	506
09/10/2022	at Vanderbilt	40	151	1	24	18	300	4	68	18	27	0	300	4	68	2	57	0	36	3	21	0	15	451
09/17/2022	Liberty	26	21	1	13	26	325	3	42	26	44	2	325	3	42	0	0	0	0	1	38	0	38	346
09/24/2022	Clemson	39	110	0	25	20	337	6	46	20	29	0	337	6	46	1	21	0	21	2	5	0	5	447
10/01/2022	at Florida St.	51	171	2	35	22	234	2	22	22	34	0	234	2	22	0	0	0	0	1	0	0	0	405
10/08/2022	Army West Point	42	221	4	18	15	267	2	46	15	22	0	267	2	46	1	12	0	12	0	0	0	0	488
10/22/2022	Boston College	35	115	1	32	25	313	5	33	25	40	1	313	5	33	1	22	0	22	1	5	0	5	428
10/29/2022	at Louisville	46	92	1	21	26	310	2	39	26	44	4	310	2	39	5	94	0	31	0	0	0	0	402
11/05/2022	at NC State	25	17	1	13	29	397	2	31	29	48	3	397	2	31	0	0	0	0	3	20	0	11	414
11/12/2022	North Carolina	41	170	1	20	18	320	4	60	18	31	1	320	4	60	2	29	0	17	1	14	0	14	490
11/19/2022	Syracuse	52	204	1	18	30	331	4	36	30	43	0	331	4	36	1	0	0	0	1	5	0	5	535
11/26/2022	at Duke	32	106	1	14	26	347	3	33	26	42	1	347	3	33	1	22	0	22	1	7	0	7	453
12/23/2022	vs Missouri	35	106	1	19	23	280	3	48	23	36	1	280	3	48	0	0	0	0	0	0	0	0	386
Wake Forest		505	1696	17	45	302	4055	43	68	302	473	13	4055	43	68	16	311	0	38	18	134	0	38	5751
Opponents		464	1778	14	53	281	3506	29	67	281	467	7	3506	29	67	51	1035	0	38	8	103	0	43	5284

2022 - WAKE FOREST (8-5, 3-5)

Date	Opponent	Result
Sept. 1	VMI (Thurs.)	W, 44-10
Sept. 10	at Vanderbilt	W, 45-25
Sept. 17	Liberty	W, 37-36
Sept. 24	No. 5 Clemson	L, 51-45 (2ot)
Oct. 1	at No. 23 Florida State	W, 31-21
Oct. 8	Army	W, 45-7
Oct. 15	OPEN	
Oct. 22	Boston College	W, 43-15
Oct. 29	at Louisville	L, 48-21
Nov. 5	at No. 22 NC State	L, 30-21
Nov. 12	No. 15 North Carolina	L, 36-34
Nov. 19	Syracuse	W, 45-35
Nov. 26	at Duke	L, 34-31
Dec. 23	vs. Missouri (Gasparilla)	W, 27-17

2023 WAKE FOREST STARTERS RETURNING/LOST

STARTERS RETURNING (12)

Offense (5)		2022	Career
Pos.	Name	Starts	Starts
RB	Justice Ellison	13	14
WR	Donavon Greene	12	22
WR	Taylor Morin	13	30
OL	Michael Jurgens	12	34
OL	De'Vonte Gordon	13	27

Defense (4)		2022	Career
Pos.	Name	Starts	Starts
LB	Chase Jones	13	16
S	Malik Mustapha	10	11
S	Chelen Garnes	13	13
CB	Caelen Carson	8	22

Specialists (3)		2022	Career
Pos.	Name	Starts	Starts
LS	Will Cobb	13	
K	Matthew Dennis	13	
P	Ivan Mora	12	

STARTERS LOST (14)

Offense (6)		2022	Career
Pos.	Name	Starts	Starts
QB	Sam Hartman	12	47
WR	A.T. Perry	13	42
TE	Blake Whiteheart	12	50
OL	Sean Maginn	13	52
OL	Loic Nya	13	54
OL	Je'Vionte Nash	13	52

Defense (7)		2022	Career
Pos.	Name	Starts	Starts
DL	Ja'Corey Johns	12	46
DL	Dion Bergan	13	61
DL	Tyler Williams	13	44
DL	Rondell Bothroyd	12	46
LB	Ryan Smenda	12	53
DB	Coby Davis	2	42
DB	Gavin Holmes	11	27

Specialists (1)		2022	Career
Pos.	Name	Starts	Starts
H	Zach Murphy	13	

WAKE FOREST QUICK FACTS

Location: Winston-Salem, N.C.
Founded: 1834
Enrollment: 5,441
Nickname: Demon Deacons
Colors: Old Gold & Black
President: Dr. Susan R. Wente
Athletics Director: John Currie
Football Coach: Dave Clawson
Record at Wake Forest: 59-53, nine years
Career Record: 149-133, 23 years
Associate AD: Will Pantages, pantagw@wfu.edu, 352-275-3398
Website: GoDeacs.com
Twitter: @WakeFB
Stadium: Allegacy Stadium (FieldTurf, 31,500)
Offense: Multiple
Defense: Multiple



DAVE CLAWSON

Head Coach
10th Season at Wake Forest
Williams College '89

■ Dave Clawson, who was named Wake Forest University's 32nd head football coach on Dec. 10, 2013, has set a new standard for Wake Forest football as he heads into his 10th season in Winston-Salem in 2023.

■ After leading the Deacs to a program-record tying 11-3 record, including a school-best 7-1 mark in ACC play, Clawson was named the 2021 ACC Coach of the Year by the ACC and the AP. Individually, the Coach of the Year honor marked his fifth career accolade.

■ Wake Forest's seven-year record of 53-35 is the most sustained success the Deacons have earned in program history. Overall within the ACC, Clemson and Wake Forest are the only football programs to rank inside of the top four in win totals over a two-year, three-year, four-year, five-year, six-year and seven-year period, respectively.

■ After reaching a program record seventh-straight bowl game in 2022 and downing SEC foe Missouri in the Union Home Mortgage Gasparilla Bowl, 27-17, Wake Forest has the second-longest bowl streak in the ACC, trailing just Clemson.

DAVE CLAWSON YEAR BY YEAR

Year	School	AP	USA	ACC	Atlantic	Overall	Postseason
1999	Fordham	-	-	-	-	0-11	
2000	Fordham	-	-	-	-	3-8	
2001	Fordham	-	-	-	-	7-4	
2002	Fordham	-	-	-	-	10-3	WL I-AA Quarterfinals
2003	Fordham	-	-	-	-	9-3	
2004	Richmond	-	-	-	-	3-8	
2005	Richmond	-	-	-	-	9-4	WL I-AA Quarterfinals
2006	Richmond	-	-	-	-	6-5	
2007	Richmond	-	-	-	-	11-3	WWL I-A Semifinals
2009	Bowling Green	-	-	-	-	7-6	L Humanitarian
2010	Bowling Green	-	-	-	-	2-10	
2011	Bowling Green	-	-	-	-	5-7	
2012	Bowling Green	-	-	-	-	8-5	L Military
2013	Bowling Green	-	-	-	-	10-3	
2014	Wake Forest	-	-	1-7	7th	3-9	
2015	Wake Forest	-	-	1-7	6th	3-9	
2016	Wake Forest	-	-	3-5	t4th	7-6	W Military
2017	Wake Forest	-	-	4-4	t3rd	8-5	W Belk
2018	Wake Forest	-	-	3-5	6th	7-6	W Jared Birmingham
2019	Wake Forest	-	-	4-4	t3rd	8-5	L New Era Pinstripe
2020	Wake Forest	-	-	3-4	10th*	4-5	L Duke's Mayo
2021	Wake Forest	15	14	7-1	1st	11-3	W Gator
2022	Wake Forest	-	-	3-5	6th	8-5	W Gasparilla

*no divisions in 2020

School	Years	ACC Games	Overall	ACC Title Game	Post Season
Fordham	1999-04	5	-	29-29	- *1-1
Richmond	2004-07	4	-	29-20	- *3-2
Bowling Green	2009-13	5	-	32-31	- 0-2
Wake Forest	2014-present	9	29-42	59-53	0-1 5-2
Career Totals		23	29-42	149-133	0-1 5-4

*Denotes I-AA playoff record

Clawson Against ACC Opponents

Boston College.....	5-3	Louisville.....	3-6	Syracuse.....	5-4
Clemson.....	0-9	Miami.....	0-0	Virginia.....	3-0
Duke.....	5-4	North Carolina.....	1-4	Virginia Tech.....	2-2
Florida State.....	3-5	NC State.....	4-6		
Georgia Tech.....	0-1	Pitt.....	0-2		

WAKE FOREST ASSISTANT COACHES

Dave Cohen (C.W. Post '88).....	Asst. Head Coach for Defense/Defensive Line
Warren Ruggiero (Delaware '88).....	Offensive Coordinator/Quarterbacks
Brad Lambert (Kansas State '87).....	Defensive Coordinator
Wayne Lineburg (Virginia '96).....	Special Teams Coordinator/Tight Ends
James Adams (Wake Forest '06).....	Safeties
Ari Confesor (Holy Cross '04).....	Wide Receivers
John Hunter (Bowling Green '88).....	Running Backs
Glenn Spencer (Georgia Tech '87).....	Linebackers
Nick Tabacca (Ball State '04).....	Offensive Line
Chip West (Livingstone '93).....	Cornerbacks

WAKE FOREST COACHING RECORDS

Overall W-L Records

Head Coach	Seasons	Years	W	L	T	Pct.
W.C. Dowd	1	1888	1	0	0	1.000
W.C. Riddick	2	1889-90	3	3	0	.500
W.E. Sikes	3	1891-93	6	2	1	.722
Unknown	1	1895	0	0	1	.500
A.P. Hall, Jr.	1	1908	1	4	0	.200
A.T. Myers	1	1909	2	4	0	.333
Reddy Rowe	1	1910	1	7	0	.125
Frank Thompson	3	1911-13	5	19	0	.208
Dr. W.C. Smith	2	1914-15	6	10	0	.375
G.M. Billings	1	1916	2	3	0	.400
E.T. MacDonnell	1	1917	1	6	1	.188
Harry Rabenhorst	2	1918-19	3	8	0	.273
J.L. White	2	1920-21	4	15	0	.211
George Levene	1	1922	3	5	2	.400
Hank Garrity	3	1923-25	19	7	1	.722
James Baldwin	2	1926-27	7	10	3	.425
Stanley Cofall	1	1928	2	6	2	.300
F.S. Miller	4	1929-32	18	15	4	.541
James Weaver	4	1933-36	10	23	1	.309
D.C. Walker	14	1937-50	77	51	6	.597
Tom Rogers	5	1951-55	21	25	4	.460
Paul Amen	4	1956-59	11	26	3	.313
Bill Hildebrand	4	1960-63	7	33	0	.175
Bill Tate	5	1964-68	17	32	1	.350
Cal Stoll	3	1969-71	15	17	0	.469
Tom Harper	1	1972	2	9	0	.182
Chuck Mills	5	1973-77	11	43	1	.209
John Mackovic	3	1978-80	14	20	0	.412
Al Groh	6	1981-86	26	40	0	.394
Bill Dooley	6	1987-92	29	36	2	.448
Jim Caldwell	8	1993-00	26	63	0	.292
Jim Grobe	13	2001-13	77	82	0	.484
Dave Clawson	9	2014-present	59	53	0	.527

ACC Regular Season Games

Head Coach	Seasons	Years	W	L	T	Pct.
Cal Stoll	3	1969-71	9	9	0	.500
Dave Clawson	9	2014-present	29	42	0	.408
Jim Grobe	13	2001-13	42	62	0	.404
Bill Tate	5	1964-68	12	19	1	.391
John Mackovic	3	1978-80	7	11	0	.389
Tom Rogers	3	1953-55	6	10	2	.389
Bill Dooley	5	1987-92	14	29	0	.326
Paul Amen	4	1956-59	7	19	1	.278
Bill Hildebrand	4	1960-63	6	21	0	.222
Chuck Mills	5	1973-77	6	23	1	.216
Al Groh	6	1981-86	8	30	0	.211
Jim Caldwell	8	1993-00	12	52	0	.188
Tom Harper	1	1972	1	5	0	.167

Bowl Games

Head Coach	Bowls	W	L	T	Pct.
Dave Clawson	7	5	2	0	.714
Jim Grobe	5	3	2	0	.600
D.C. "Peahead" Walker	2	1	1	0	.500
Jim Caldwell	1	1	0	0	1.000
Bill Dooley	1	1	0	0	1.000
John Mackovic	1	0	1	0	.000

BOSTON COLLEGE - YEAR-BY-YEAR STATS



Year	Coach	W-L	Conf.	Finish	Hm	Rd	Nu	Final AP	Final Coach	Vs. AP	All-Conf.	All-Am	NFL Draft	OFFENSE				DEFENSE			
														Pts	Rush	Pass	Total	Pts	Rush	Pass	Total
1953	Mike Holovak	5-3-1	-	-	3-2-1	2-1	0-0	-	-	0-1	-	0	0	15.2	155.0	60.2	215.2	15.4	149.0	68.6	217.6
1954	Mike Holovak	8-1-0	-	-	4-1	4-0	0-0	-	-	0-0	-	0	2	21.7	235.1	67.2	302.2	8.2	126.3	58.2	184.5
1955	Mike Holovak	5-2-1	-	-	4-0-1	1-2	0-0	-	-	0-0-1	-	0	2	22.3	217.5	113.8	331.3	9.9	117.5	88.0	205.5
1956	Mike Holovak	4-5-0	-	-	3-2	1-3	0-0	-	-	0-1	-	0	0	16.6	232.2	76.7	308.9	10.9	130.1	101.2	231.3
1957	Mike Holovak	7-2-0	-	-	5-1	2-1	0-0	-	-	0-1	-	0	2	17.6	142.9	125.6	268.5	14.3	114.7	93.4	208.1
1958	Mike Holovak	7-3-0	-	-	6-1	1-2	0-0	-	-	0-1	-	0	3	22.9	188.1	139.1	327.2	12.7	106.0	88.2	194.2
1959	Mike Holovak	5-4-0	-	-	3-2	2-2	0-0	-	-	0-1	-	0	2	18.0	96.0	175.3	271.3	13.7	127.7	156.1	283.8
1960	Ernie Hefferle	3-6-1	-	-	2-3-1	1-3	0-0	-	-	0-0	-	0	0	14.6	161.3	121.9	283.2	14.6	130.0	124.7	254.7
1961	Ernie Hefferle	4-6-0	-	-	3-1	1-5	0-0	-	-	0-0	-	0	2	11.7	132.0	104.9	236.9	18.9	178.3	106.9	285.2
1962	Jim Miller	8-2-0	-	-	6-1	2-1	0-0	-	-	0-0	-	0	4	25.0	182.6	149.9	332.5	12.3	124.0	112.8	236.8
1963	Jim Miller	6-3-0	-	-	6-0	0-3	0-0	-	-	0-0	-	0	2	19.9	143.3	148.3	291.6	13.2	181.3	106.6	287.9
1964	Jim Miller	6-3-0	-	-	5-0	1-3	0-0	-	-	1-0	-	0	4	12.4	124.2	117.8	242.0	12.2	130.3	72.0	202.7
1965	Jim Miller	6-4-0	-	-	5-1	1-3	0-0	-	-	0-0	-	0	3	20.9	193.6	329.8	523.4	11.7	131.3	89.4	220.7
1966	Jim Miller	4-6-0	-	-	3-3	1-3	0-0	-	-	0-0	-	0	2	13.3	142.0	169.2	311.2	20.3	172.4	133.4	305.8
1967	Jim Miller	4-6-0	-	-	2-4	2-2	0-0	-	-	0-0	-	0	5	22.7	243.9	218.4	462.3	21.2	185.0	170.8	355.8
1968	Joe Yukica	6-3-0	-	-	4-1	2-2	0-0	-	-	0-1	-	0	3	28.1	243.9	218.4	462.3	21.7	185.0	170.8	355.8
1969	Joe Yukica	5-4-0	-	-	4-2	1-2	0-0	-	-	0-1	-	0	2	24.2	160.4	174.3	334.7	27.2	292.6	124.1	416.7
1970	Joe Yukica	8-2-0	-	-	4-1	4-1	0-0	-	-	0-1	-	0	4	30.7	220.8	182.2	403.0	14.2	119.8	135.2	255.0
1971	Joe Yukica	9-2-0	-	-	4-0	5-2	0-0	-	-	0-0	-	0	4	23.5	218.4	132.3	350.6	10.6	118.8	122.5	241.3
1972	Joe Yukica	4-7-0	-	-	3-3	1-4	0-0	-	-	0-2	-	0	2	21.9	224.7	125.5	350.3	23.5	211.4	166.6	378.0
1973	Joe Yukica	7-4-0	-	-	4-1	3-3	0-0	-	-	0-1	-	0	8	28.3	258.7	124.5	384.2	15.6	183.1	132.1	315.2
1974	Joe Yukica	8-3-0	-	-	5-1	3-2	0-0	-	-	0-1	-	0	4	33.2	272.8	134.2	406.0	14.0	144.0	116.4	260.4
1975	Joe Yukica	7-4-0	-	-	4-2	3-2	0-0	-	-	0-1	-	0	4	20.6	216.1	103.3	319.4	13.3	115.4	117.6	233.0
1976	Joe Yukica	8-3-0	-	-	4-1	4-2	0-0	-	-	1-0	-	0	8	21.6	252.7	84.1	336.8	11.5	151.1	105.5	256.6
1977	Joe Yukica	6-5-0	-	-	4-1	2-4	0-0	-	-	0-1	-	0	0	22.0	148.3	204.3	352.5	24.5	168.9	126.1	295.0
1978	Ed Chlebek	0-11-0	-	-	0-6	0-4	0-1	-	-	0-2	-	0	2	13.9	143.5	123.5	267.1	26.7	272.8	65.1	337.9
1979	Ed Chlebek	5-6-0	-	-	2-3	3-3	0-0	-	-	0-0	-	0	3	20.8	227.2	120.1	347.3	21.0	159.1	176.2	335.3
1980	Ed Chlebek	7-4-0	-	-	5-0	2-4	0-0	-	-	1-2	-	0	3	18.1	122.9	156.8	279.7	16.9	163.5	131.8	295.4
1981	Jack Bicknell	5-6-0	-	-	3-2	2-4	0-0	-	-	0-3	-	0	2	22.1	164.3	190.9	355.2	27.1	216.1	142.5	358.5
1982	Jack Bicknell	8-3-1	-	-	4-1	4-1-1	0-1	-	-	0-1-1	-	0	2	23.5	155.1	265.8	420.9	16.9	182.2	167.2	349.4
1983	Jack Bicknell	9-3-0	-	-	4-1	4-1	1-1	19	20	0-1	-	0	3	30.2	183.4	267.4	450.8	15.5	176.2	154.2	330.4
1984	Jack Bicknell	10-2-0	-	-	6-0	3-2	1-0	5	4	2-1	-	2	5	36.7	167.6	315.7	483.4	23.5	201.2	191.3	392.5
1985	Jack Bicknell	4-8-0	-	-	2-3	2-4	0-1	-	-	0-2	-	1	2	18.5	111.6	269.2	380.8	25.6	166.7	195.5	362.2
1986	Jack Bicknell	9-3-0	-	-	3-2	5-1	1-0	19	18	0-0	-	0	4	28.2	191.2	201.5	392.7	19.4	143.4	178.7	322.0
1987	Jack Bicknell	5-6-0	-	-	4-2	1-4	0-0	-	-	1-3	-	0	3	22.2	153.5	211.5	365.9	25.4	215.1	158.9	374.0
1988	Jack Bicknell	3-8-0	-	-	2-3	0-5	1-0	-	-	0-4	-	0	4	22.5	131.2	225.0	356.2	28.6	227.9	177.2	405.1
1989	Jack Bicknell	2-9-0	-	-	1-4	1-5	0-0	-	-	0-2	-	0	1	18.8	141.5	196.8	338.4	23.0	194.6	155.2	349.8
1990	Jack Bicknell	4-7-0	-	-	2-4	2-2	0-0	-	-	0-3	-	0	1	20.7	189.1	179.1	368.2	21.7	70.3	223.2	293.5
Joined Big East Conference																					
1991	Tom Coughlin	4-7-0	2-4	7th	2-3	2-4	0-0	-	-	0-5	3	0	1	22.4	153.0	194.5	347.5	22.5	162.2	207.2	369.4
1992	Tom Coughlin	8-3-1	2-1-1	3rd	5-1	3-1-1	0-1	21	21	1-1	6	0	1	27.9	233.5	204.9	438.4	18.1	155.8	152.9	308.7
1993	Tom Coughlin	9-3-0	5-2	3rd	4-2	4-1	1-0	13	-	3-2	8	0	2	34.0	195.5	310.9	506.3	20.0	157.0	169.2	326.1
1994	Dan Henning	7-4-1	3-3-1	5th	3-1-1	3-3	0-0	23	-	2-3	8	1	4	23.8	173.1	204.5	346.1	12.7	108.8	159.1	245.6
1995	Dan Henning	4-8-0	4-3	5th	1-4	3-3	0-0	-	-	1-4	5	0	2	17.3	131.9	183.8	315.7	26.8	194.8	189.5	384.3
1996	Dan Henning	5-7	2-5	6th	3-3	2-4	0-0	-	-	0-5	4	0	2	22.0	144.1	210.3	354.4	30.3	189.7	215.4	405.1
1997	Tom O'Brien	4-7	3-4	5th	3-3	1-4	0-0	-	-	0-2	6	0	2	21.5	181.6	221.9	403.5	28.5	200.1	194.4	394.5
1998	Tom O'Brien	4-7	3-4	5th	2-4	2-3	0-0	-	-	0-4	5	1	3	28.0	195.8	215.7	411.5	25.1	163.8	234.2	398.0
1999	Tom O'Brien	8-4	4-3	3rd	4-1	4-2	0-1	-	-	0-1	6	0	3	24.5	177.5	203.2	380.6	22.4	144.9	242.4	387.3
2000	Tom O'Brien	7-5	3-4	5th	5-1	1-4	1-0	-	-	0-3	6	0	1	31.5	201.0	213.9	414.9	23.6	212.5	168.2	380.7
2001	Tom O'Brien	8-4	4-3	4th	5-1	2-3	1-0	23	-	0-3	9	1	2	28.8	208.2	188.3	396.5	19.2	153.5	173.7	327.2
2002	Tom O'Brien	9-4	3-4	5th	6-1	2-3	1-0	-	-	1-2	5	0	3	30.2	158.8	231.5	390.3	19.5	166.6	172.1	338.7
2003	Tom O'Brien	8-5	3-4	5th	2-4	5-1	1-0	-	-	2-2	6	0	2	28.5	182.1	222.2	404.2	25.5	128.7	229.5	358.2
2004	Tom O'Brien	9-3	4-2	1st	4-1	4-2	1-0	21	21	2-0	10	0	0	24.7	140.1	245.3	385.4	16.9	128.8	204.0	332.8
Joined Atlantic Coast Conference																					
2005	Tom O'Brien	9-3	5-3	T1stA	5-1	4-2	0-0	18	17	1-2	1	1	3	25.8	145.0	242.8	387.8	15.9	90.8	220.8	311.6
2006	Tom O'Brien	10-3	5-3	T2ndA	7-0	2-3	1-0	20	20	3-1	2	1	2	26.0	114.5	241.2	355.6	15.7	107.9	202.9	316.8
2007	Jeff Jagodzinski	11-3	6-2	1stA	6-1	4-1	1-1	10	11	3-1	3	3	3	28.3	101.1	323.9	425.1	20.4	75.5	253.9	329.4
2008	Jeff Jagodzinski	9-5	5-3	1stA	5-2	3-1	0-1	-	-	2-0	3	6	2	24.7	143.3	176.5	319.8	18.4	91.2	176.9	268.1
2009	Frank Spaziani	8-5	5-3	2ndA	6-1	2-3	0-1	-	-	0-1	4	2	1	24.8	136.9	187.0	323.9	19.8	103.2	224.5	327.6
2010	Frank Spaziani	7-6	4-4	T4thA	4-3	3-2	0-1	-	-	0-2	3	1	1	18.5	127.9	171.2	299.1	19.5	82.8	226.9	309.7
2011	Frank Spaziani	4-8	3-5	5thA	2-4	2-4	0-0	-	-	0-3	1	1	1	18.2	130.9	167.3	298.2	23.5	151.1	243.2	394.3
2012	Frank Spaziani	2-10	1-7	6thA	2-4	0-6	0-0	-	-	0-3	2	0	0	19.8	90.9	259.3	350.2	29.7	214.1	242.3	456.4
2013	Steve Addazio	7-6	4-4	T3rdA	5-1	2-4	0-1	-	-	0-2	3	2	4	27.7	212.5	154.8	367.2	28.9	161.0	268.7	429.7
2014	Steve Addazio	7-6	4-4	4thA	3-4	4-1	0-1	-	-	1-2	5	0	3	26.2	254.7	129.3	384.0	21.3	94.5	229.8	324.2
2015	Steve Addazio	3-9	0-8	7thA	3-4	0-5	0-0	-	-	0-3	4	0	2	17.2	164.7	110.9	275.6	15.2	83.2	171.2	254.3
2016	Steve Addazio	7-6	2-6	6thA	3-4	3-2	1-0	-	-	0-3	1	1	2	20.4	149.1	143.8	292.8	25.0	108.5	205.6	314.2
2017	Steve Addazio	7-6	4-4	T3rdA	2-4	4-1	1-1	-	-	0-2	7	1	3	25.7	220.4	166.3	386.7	22.8	190.9		

Year	Coach	W-L	Conf.	Finish	Hm	Rd	Nu	Final AP	Final Coach	Vs. AP	All-Conf.	All-Am	NFL Draft	OFFENSE				DEFENSE			
														Pts	Rush	Pass	Total	Pts	Rush	Pass	Total
1953	Frank Howard	3-5-1	1-2	6th	2-2	1-3-1	0-0	-	-	0-3	0	0	1	15.6	199.1	95.8	305.6	19.1	164.2	98.3	273.4
1954	Frank Howard	5-5-0	1-2	5th	3-1	1-4	1-0	-	-	1-2	1	0	3	19.3	211.3	83.5	294.8	12.1	96.9	79.2	176.1
1955	Frank Howard	7-3-0	3-1	3rd	3-1	4-2	0-0	-	-	0-2	1	1	3	20.6	220.0	85.7	305.7	14.4	152.1	84.4	246.5
1956	Frank Howard	7-2-2	4-0-1	1st	4-0	3-1-2	0-1-0	19	-	1-2-1	1	1	2	14.6	216.5	34.6	251.1	7.4	192.2	52.6	244.8
1957	Frank Howard	7-3-0	4-3	T3rd	3-1	4-2	0-0	-	18	0-2	1	0	2	21.6	223.2	104.5	327.7	7.9	156.2	59.7	215.9
1958	Frank Howard	8-3-0	5-1	1st	4-0	4-2	0-1	12	13	0-1	1	0	5	16.9	225.8	89.5	315.3	13.1	140.3	108.8	249.1
1959	Frank Howard	9-2-0	6-1	1st	3-1	5-1	1-0	11	-	2-1	4	1	5	26.2	192.5	106.5	299.0	9.6	108.5	88.6	197.1
1960	Frank Howard	6-4-0	4-2	4th	5-0	1-4	0-0	-	-	0-0	1	0	3	19.7	194.4	111.6	306.0	12.4	112.1	100.0	212.1
1961	Frank Howard	5-5-0	3-3	T3rd	3-2	2-3	0-0	-	-	0-0	0	0	2	19.9	178.3	129.2	307.5	12.6	127.5	106.5	234.0
1962	Frank Howard	6-4-0	5-1	2nd	2-3	4-1	0-0	-	-	0-0	1	0	1	16.8	205.4	84.3	289.7	13.0	121.3	119.0	240.3
1963	Frank Howard	5-4-1	5-2	T3rd	2-1-1	3-3	0-0	-	-	0-2	2	0	3	18.1	195.5	118.0	313.9	14.0	93.1	91.6	184.7
1964	Frank Howard	3-7-0	2-4	7th	2-2	1-5	0-0	-	-	0-0	0	0	1	10.5	168.8	55.9	224.5	13.5	160.5	110.5	271.0
1965	Frank Howard	5-5-0	4-3	T1st	4-1	1-4	0-0	-	-	0-1	4	0	3	11.7	156.9	122.0	278.9	13.7	151.4	100.1	251.5
1966	Frank Howard	6-4-0	6-1	1st	4-0	2-4	0-0	-	-	0-3	5	1	1	17.4	152.0	153.6	305.6	17.7	175.3	141.1	316.4
1967	Frank Howard	6-4-0	6-0	1st	3-2	3-2	0-0	-	-	1-1	6	1	4	16.6	188.7	123.4	312.1	12.8	139.6	118.1	257.7
1968	Frank Howard	4-5-1	4-1-1	2nd	2-2	2-3-1	0-0	-	-	0-0	5	0	2	18.4	180.3	129.1	309.4	17.9	131.9	206.7	338.6
1969	Frank Howard	4-6-0	3-3	T3rd	2-2	2-4	0-0	-	-	0-2	3	0	3	17.8	140.2	175.5	315.7	25.0	194.3	164.6	358.9
1970	Hootie Ingram	3-8-0	2-4	T6th	2-4	1-4	0-0	-	-	0-2	2	1	1	14.9	109.2	141.7	250.9	28.5	252.8	180.6	433.5
1971	Hootie Ingram	5-6-0	4-2	2nd	2-3	1-3	2-0	-	-	1-2	3	0	3	13.8	139.8	122.2	262.0	19.5	196.8	117.2	314.0
1972	Hootie Ingram	4-7-0	2-4	5th	3-2	1-5	0-0	-	-	0-1	1	0	2	13.0	187.1	79.1	266.2	22.3	221.2	133.0	354.2
1973	Red Parker	5-6-0	4-2	3rd	3-3	2-3	0-0	-	-	0-0	3	0	1	21.0	227.0	137.5	364.5	23.9	259.1	111.1	370.2
1974	Red Parker	7-4-0	4-2	T2nd	6-0	1-4	0-0	-	-	0-1	4	1	0	22.4	231.2	101.5	332.6	22.7	236.1	128.5	364.6
1975	Red Parker	2-9-0	2-3	5th	1-4	1-5	0-0	-	-	0-1	1	1	4	16.1	174.9	163.5	338.4	34.6	310.5	92.5	403.0
1976	Red Parker	3-6-2	0-4-1	7th	2-2-1	1-4-1	0-0	-	-	0-2	0	0	0	15.6	223.8	113.2	337.0	21.5	235.0	146.8	381.8
1977	Charley Pell	8-3-1	4-1-1	2nd	3-2	5-0-1	0-1	19	-	1-3	7	1	3	20.5	205.4	140.7	346.1	11.7	170.5	103.7	274.2
1978	Pell/Ford	11-1-0	6-0	1st	6-0	4-1	1-0	6	7	2-0	10	3	6	31.9	296.5	140.2	436.7	10.5	153.9	100.3	254.2
1979	Danny Ford	8-4-0	4-2	T2nd	4-2	4-1	0-1	-	-	1-2	6	1	3	17.0	238.4	90.8	329.2	8.4	117.5	120.0	237.5
1980	Danny Ford	6-5-0	2-4	T4th	4-2	2-3	0-0	-	-	0-2	3	1	2	19.7	181.2	152.9	334.1	20.2	150.2	153.3	303.5
1981	Danny Ford	12-0-0	6-0	1st	6-0	5-0	1-0	1	1	3-0	8	5	6	28.7	256.5	144.3	400.8	8.2	88.7	162.8	251.3
1982	Danny Ford	9-1-1	6-0	1st	5-0-1	3-1	1-0	8	-	2-1	5	1	10	26.3	236.7	115.0	351.7	13.4	97.4	226.3	323.6
1983	Danny Ford	9-1-1	7-0	-	6-0-1	3-1	0-0	11	-	2-0-1	7	3	6	30.7	250.2	133.4	383.5	18.2	144.4	222.5	366.9
1984	Danny Ford	7-4-0	5-2	-	5-1	2-2	0-1	-	-	0-3	6	3	6	31.5	211.5	168.9	380.4	19.5	174.6	175.6	350.3
1985	Danny Ford	6-6-0	4-3	T3rd	3-3	3-2	0-1	-	-	0-0	4	1	0	21.0	225.2	130.3	355.5	18.4	173.6	185.5	359.2
1986	Danny Ford	8-2-2	5-1-1	1st	3-1-1	4-1	1-0-1	17	19	2-1	6	2	4	24.5	273.4	108.2	381.6	15.1	103.5	206.0	309.5
1987	Danny Ford	10-2-0	6-1	1st	7-1	2-1	1-0	12	10	2-1	7	4	3	27.1	244.3	123.3	367.6	15.1	80.0	160.0	240.0
1988	Danny Ford	10-2-0	6-1	1st	5-1	4-1	1-0	9	8	1-1	4	1	5	29.9	277.6	119.7	397.4	13.7	116.2	163.4	279.5
1989	Danny Ford	10-2-0	5-2	3rd	5-1	4-1	1-0	12	11	3-0	6	2	3	31.0	234.9	148.1	383.0	11.9	94.6	173.3	267.9
1990	Ken Hatfield	10-2-0	5-2	T2nd	6-0	3-2	1-0	9	9	1-2	8	3	8	27.5	255.3	104.7	360.0	9.9	71.7	145.2	216.9
1991	Ken Hatfield	9-2-1	6-0-1	1st	6-0-1	2-1	1-1	18	17	2-0	9	3	4	27.6	255.7	154.0	409.7	13.5	53.4	209.8	263.2
1992	Ken Hatfield	5-6-0	3-5	7th	4-2	1-4	0-0	-	-	2-2	1	1	5	23.7	257.1	111.5	368.5	19.4	120.1	212.3	332.4
1993	Hatfield/West	9-3-0	5-3	3rd	6-1	2-2	1-0	22	23	2-2	2	1	2	16.7	182.9	133.5	316.4	16.3	128.5	213.5	341.8
1994	Tommy West	5-6-0	4-4	6th	4-2	1-4	0-0	-	-	1-2	1	0	1	14.9	173.9	98.5	272.4	17.1	113.5	217.3	330.7
1995	Tommy West	8-4-0	6-2	3rd	3-3	5-0	0-1	-	-	0-2	4	2	3	27.6	259.6	140.2	399.7	16.2	122.0	205.0	327.0
1996	Tommy West	7-5	6-2	2nd	5-1	2-3	0-1	-	-	2-2	3	1	2	21.6	199.2	142.5	341.6	21.0	140.6	202.9	343.6
1997	Tommy West	7-5	4-4	5th	3-3	4-1	0-1	-	-	0-2	5	2	5	25.0	161.1	201.2	362.3	18.0	88.3	224.3	312.6
1998	Tommy West	3-8	1-7	T8th	3-4	0-4	0-0	-	-	0-3	1	1	6	19.8	120.4	184.5	304.9	24.7	104.5	215.5	320.1
1999	Tommy Bowden	6-6	5-3	T2nd	3-2	3-3	0-1	-	-	1-4	2	1	0	28.6	157.0	246.6	403.6	21.5	135.6	202.2	337.8
2000	Tommy Bowden	9-3	6-2	T2nd	6-1	3-1	0-1	16	14	1-2	6	3	3	36.0	236.4	210.1	446.5	19.3	101.8	238.6	340.5
2001	Tommy Bowden	7-5	4-4	T4th	3-3	3-2	1-0	-	-	1-3	1	1	0	29.1	184.3	237.2	421.5	28.6	163.9	226.0	389.9
2002	Tommy Bowden	7-6	4-4	T5th	5-2	4-2	1-0	-	-	0-4	4	1	2	25.4	120.7	242.8	363.5	26.8	158.2	197.2	355.4
2003	Tommy Bowden	9-4	5-3	3rd	6-1	2-3	1-0	22	22	3-1	1	0	2	28.1	136.8	283.6	420.5	19.2	131.8	204.5	336.3
2004	Tommy Bowden	6-5	4-4	T6th	5-1	1-4	0-0	-	-	1-2	2	2	3	21.5	107.5	188.1	295.6	20.8	135.6	191.6	327.3
2005	Tommy Bowden	8-4	4-4	3rdA	4-2	3-2	1-0	21	21	3-2	2	1	3	26.3	153.0	231.6	384.6	17.6	120.6	196.0	316.6
2006	Tommy Bowden	8-5	5-3	T2ndA	5-2	2-2	1-1	-	-	2-0	5	1	5	32.7	217.8	193.1	410.9	16.2	103.1	177.7	280.8
2007	Tommy Bowden	9-4	5-3	T2ndA	5-2	4-1	0-1	21	22	1-3	4	1	2	33.1	161.2	242.1	403.2	18.7	118.3	188.5	306.8
2008	Tommy Bowden	7-6	4-4	T3rdA	5-2	2-2	0-2	-	-	0-3	5	2	4	25.2	111.5	217.8	329.4	17.3	127.4	172.5	299.9
Dabo Swinney (coached the final seven games)																					
2009	Dabo Swinney	9-5	6-2	1stA	6-1	2-3	1-1	24	-	1-2	8	5	3	31.1	170.4	192.0	362.4	20.4	151.5	162.8	314.3
2010	Dabo Swinney	6-7	4-4	T4thA	5-2	1-4	0-1	-	-	1-3	5	3	6	24.0	139.0	195.6	334.6	18.8	128.5	191.8	320.3
2011	Dabo Swinney	10-4	6-2	1stA	7-0	2-3	1-1	22	22	4-2	9	5	4	33.6	158.5	282.3	440.8	29.3	176.9	217.5	394.4
2012	Dabo Swinney	11-2	7-1	T1stA	6-1	3-1	2-0	11	10	1-2	8	4	4	41.0	191.1	321.6	512.7	24.8	155.9	240.3	396.2
2013	Dabo Swinney	11-2	7-1	2ndA	6-1	4-1	1-0	8	7	2-2	3	2	5	40.2	174.6	333.1	507.7	22.2	155.7	201.0	356.7
2014	Dabo Swinney	10-3	6-2	2ndA	7-0	2-3	1-0	15	15	0-3	6	2	5	30.8	146.5	261.8	408.3	16.7	103.4	157.4	260.8
2015	Dabo Swinney	14-1	8-0	1stA	7-0	5-0	2-1	2	2	4-1	17	6	9	38.5	223.0	291.5	514.5	21.7	125.3	187.7	313.0
2016	Dabo Swinney	14-1	7-1	1stA	6-1	5-0	3-0	1	1	5-0	16	7	6	39.2	169.7	333.9	503.7	18.0	129.6	181.9	311.5
2017																					

DUKE - YEAR-BY-YEAR STATS



Year	Coach	W-L	Conf.	Finish	Hm	Rd	Nu	Final AP	Final Coach	Vs. AP	All-Conf.	All-Am	NFL Draft	OFFENSE				DEFENSE			
														Pts	Rush	Pass	Total	Pts	Rush	Pass	Total
1953	Bill Murray	7-2-1	4-0	1st	4-0	2-1	1-1-1	18	18	0-1	4	2	5	21.9	221.9	64.4	286.3	8.1	144.3	79.1	223.4
1954	Bill Murray	8-2-1	4-0	1st	3-1	4-0-1	1-1	14	14	0-2-1	3	0	3	23.6	212.5	91.7	301.6	15.4	216.5	67.5	289.0
1955	Bill Murray	7-2-1	4-0	1st	3-1	4-1	0-0-1	-	16	1-1-1	3	0	4	28.0	216.5	64.2	280.7	6.7	137.0	76.5	213.4
1956	Bill Murray	5-4-1	4-1	2nd	3-2-1	2-1	0-1	-	20	1-3-1	2	0	7	18.4	254.4	59.9	314.3	10.0	169.2	82.2	251.4
1957	Bill Murray	6-3-2	5-1-1	2nd	4-1	2-1-1	0-1-1	16	14	2-1-2	3	3	8	16.1	236.6	53.8	290.4	8.7	151.8	81.8	233.6
1958	Bill Murray	5-5-0	3-2	3rd	3-1	2-4	0-0	-	-	1-2	2	1	4	12.8	188.6	85.9	274.5	13.1	166.9	100.9	267.8
1959	Bill Murray	4-6-0	2-3	6th	2-2	2-4	0-0	-	-	1-3	2	1	4	10.4	153.2	66.9	220.1	15.9	150.9	111.5	262.4
1960	Bill Murray	8-3-0	5-1	1st	4-0	3-3	1-0	10	11	2-0	4	2	4	16.6	187.1	94.9	282.0	10.8	144.9	120.6	265.5
1961	Bill Murray	7-3-0	5-1	1st	3-1	2-2	2-0	20	14	0-0	2	1	3	18.3	158.2	140.9	299.1	10.6	132.0	92.1	224.1
1962	Bill Murray	8-2-0	6-0	1st	4-1	3-1	1-0	-	14	0-0	3	2	1	19.9	180.8	122.1	302.9	10.5	124.0	140.0	264.0
1963	Bill Murray	5-4-1	5-2	T3rd	3-2	1-2-1	1-0	-	-	0-1	3	1	1	23.0	173.8	151.6	325.4	19.8	157.6	164.6	322.2
1964	Bill Murray	4-5-1	3-2-1	2nd	3-1	1-4-1	0-0	-	-	0-1	2	1	4	14.8	143.9	122.7	266.6	13.5	156.9	116.1	273.0
1965	Bill Murray	6-4-0	4-2	3rd	3-1	3-3	0-0	-	-	0-0	5	0	3	21.6	188.7	157.7	346.4	15.7	133.0	133.4	266.4
1966	Tom Harp	5-5-0	2-3	6th	2-2	3-3	0-0	-	-	0-2	3	1	2	16.4	140.6	110.2	250.8	23.7	148.5	143.6	292.1
1967	Tom Harp	4-6-0	2-4	6th	0-3	2-3	2-0	-	-	0-1	3	0	1	14.3	183.5	120.4	303.9	15.3	143.3	116.8	261.1
1968	Tom Harp	4-6-0	3-4	5th	2-2	1-4	1-0	-	-	0-0	2	0	2	21.4	158.0	265.3	423.3	28.7	259.0	165.1	424.1
1969	Tom Harp	3-6-1	3-3-1	T3rd	2-1	1-4-1	0-0	-	-	0-0	2	0	1	16.1	131.0	172.5	303.5	22.4	291.0	111.2	402.2
1970	Tom Harp	6-5-0	5-2	2nd	2-2	4-2	0-1	-	-	1-2	5	1	3	20.8	171.3	205.9	377.1	22.9	223.5	131.2	354.7
1971	Mike McGee	6-5-0	2-3	3rd	3-1	2-3	1-1	-	-	2-0	4	2	1	15.5	197.6	82.5	280.0	13.5	159.4	147.1	306.5
1972	Mike McGee	5-6-0	3-3	4th	3-2	1-3	1-1	-	-	0-3	5	1	4	12.0	211.0	78.8	289.8	14.2	164.9	131.2	296.1
1973	Mike McGee	2-8-1	1-4-1	5th	2-3	0-4-1	0-1	-	-	0-3	3	0	1	12.0	165.8	104.3	270.1	18.5	190.1	99.2	289.3
1974	Mike McGee	6-5-0	2-4	5th	5-0	1-4	0-1	-	-	0-3	3	1	1	18.3	177.5	153.1	330.6	18.9	201.5	108.6	310.1
1975	Mike McGee	4-5-2	3-0-2	2nd	2-1-2	2-4	0-0	-	-	0-2	6	0	0	17.9	214.5	155.9	370.4	19.3	248.3	119.8	368.1
1976	Mike McGee	5-5-1	2-3-1	4th	1-3	4-2-1	0-0	-	-	0-1	5	1	3	21.3	235.4	98.0	333.4	22.3	229.5	110.3	339.8
1977	Mike McGee	5-6-0	2-4	5th	1-4	4-2	0-0	-	-	0-2	1	0	1	21.0	198.6	125.1	323.7	20.1	213.0	130.4	343.4
1978	Mike McGee	4-7-0	2-4	5th	4-1	0-6	0-0	-	-	0-2	0	0	1	9.8	148.6	113.8	262.5	22.5	225.3	133.2	358.5
1979	Red Wilson	2-8-1	0-6	7th	1-4	1-4-1	0-0	-	-	0-1	0	0	0	13.8	141.6	107.5	249.2	24.0	279.9	104.7	384.6
1980	Red Wilson	2-9-0	1-5	7th	1-4	1-5	0-0	-	-	0-3	2	0	0	19.5	68.0	228.0	296.0	26.9	254.8	126.5	381.3
1981	Red Wilson	6-5-0	3-3	4th	3-2	3-3	0-0	-	-	0-3	3	1	3	19.1	154.8	215.3	370.1	20.9	200.9	123.4	324.3
1982	Red Wilson	6-5-0	3-3	T3rd	3-2	3-3	0-0	-	-	0-1	4	2	1	27.9	149.2	304.5	453.6	26.4	215.4	204.9	420.3
1983	Steve Sloan	3-8-0	3-3	4th	2-3	1-5	0-0	-	-	0-2	4	2	1	22.4	125.5	284.7	410.2	31.8	245.6	191.3	436.9
1984	Steve Sloan	2-9-0	1-5	T6th	1-4	1-5	0-0	-	-	0-0	0	0	0	11.6	100.5	183.6	284.2	27.4	206.8	185.2	392.0
1985	Steve Sloan	4-7-0	2-5	T6th	3-2	1-5	0-0	-	-	0-0	0	0	0	17.5	132.6	202.9	335.5	22.9	165.5	183.6	349.1
1986	Steve Sloan	4-7-0	2-5	6th	3-2	1-5	0-0	-	-	0-2	1	1	1	18.2	141.3	179.9	321.2	25.8	178.5	201.8	380.3
1987	Steve Spurrier	5-6-0	2-5	7th	4-1	1-5	0-0	-	-	0-1	1	0	1	27.4	106.0	313.0	419.0	22.1	137.0	264.6	401.6
1988	Steve Spurrier	7-3-1	3-3-1	6th	3-2	4-1-1	0-0	-	-	0-1	4	1	1	29.5	113.0	351.6	464.6	29.5	219.5	182.7	402.2
1989	Steve Spurrier	8-4-0	6-1	T1st	5-0	3-3	0-1	-	-	1-2	4	2	2	32.4	178.7	323.0	501.7	26.0	177.6	229.9	407.5
1990	Barry Wilson	4-7-0	1-6	7th	2-3	2-4	0-0	-	-	0-3	0	0	0	21.8	123.8	249.6	373.5	26.8	234.2	142.3	376.5
1991	Barry Wilson	4-6-1	1-6	T7th	3-2	1-3-1	0-1	-	-	0-2	0	0	0	21.0	83.6	262.5	346.0	25.5	188.8	194.3	383.1
1992	Barry Wilson	2-9-0	0-8	9th	2-4	0-5	0-0	-	-	0-4	0	0	1	24.1	120.5	242.7	363.1	31.2	194.2	214.5	408.7
1993	Barry Wilson	3-8-0	2-6	7th	2-3	1-5	0-0	-	-	1-4	0	0	0	19.5	106.1	273.7	379.8	31.7	202.0	238.5	440.5
1994	Fred Goldsmith	8-4-0	5-3	T3rd	5-1	3-2	0-1	-	-	1-1	4	3	0	32.7	148.7	224.4	373.1	22.5	254.4	254.4	382.5
1995	Fred Goldsmith	3-8-0	1-7	8th	2-3	1-4	0-1	-	-	0-4	1	0	3	25.5	107.4	247.1	354.5	35.1	268.7	217.5	486.2
1996	Fred Goldsmith	0-11	0-8	9th	0-5	0-6	0-0	-	-	0-3	0	0	0	14.6	104.0	187.4	291.4	34.5	207.3	198.9	406.2
1997	Fred Goldsmith	2-9	0-8	9th	2-4	0-5	0-0	-	-	0-2	1	0	1	20.3	126.1	181.1	307.2	31.0	189.8	219.5	409.3
1998	Fred Goldsmith	4-7	2-6	T6th	4-7	2-6	0-0	-	-	0-2	1	0	1	20.8	146.8	192.6	338.9	29.0	156.0	192.4	348.4
1999	Carl Franks	3-8	3-5	T5th	3-8	3-5	0-0	-	-	0-2	1	0	1	19.7	73.6	234.9	308.6	33.0	181.1	241.2	422.3
2000	Carl Franks	0-11	0-8	9th	0-5	0-6	0-0	-	-	0-2	1	1	0	14.1	82.4	198.5	280.9	39.1	185.4	272.4	457.8
2001	Carl Franks	0-11	0-8	9th	0-6	0-5	0-0	-	-	0-4	1	0	0	19.3	113.0	231.2	344.2	44.6	245.6	246.4	492.0
2002	Carl Franks	2-10	0-8	9th	1-5	1-5	0-0	-	-	0-1	2	0	0	18.9	158.4	199.9	358.3	29.4	120.5	254.7	375.2
2003	Franks/ Roof	4-8	2-6	8th	3-4	1-4	0-0	-	-	0-3	2	0	1	17.6	172.1	170.9	343.0	28.6	158.2	216.9	375.1
2004	Ted Roof	2-9	1-7	T9th	2-3	0-6	0-0	-	-	0-3	0	0	0	16.6	94.1	171.4	265.5	29.3	225.7	200.7	426.5
2005	Ted Roof	1-10	0-8	6thC	1-5	0-5	0-0	-	-	0-4	1	0	0	16.1	127.1	121.0	248.1	37.1	207.3	204.0	411.3
2006	Ted Roof	0-12	0-8	6thC	0-7	0-5	0-0	-	-	0-3	1	1	0	14.9	98.2	185.2	283.4	33.8	168.0	227.3	395.3
2007	Ted Roof	1-11	0-8	6thC	0-6	1-5	0-0	-	-	0-2	0	0	0	17.0	64.0	207.1	271.1	33.2	180.2	244.1	424.3
2008	David Cutcliffe	4-8	1-7	6thC	3-4	1-4	0-0	-	-	0-0	3	1	0	20.1	106.2	197.7	303.8	23.4	151.5	205.4	356.9
2009	David Cutcliffe	5-7	3-5	5thC	2-4	3-3	0-0	-	-	0-4	4	1	0	25.2	63.5	305.0	368.5	28.3	152.8	215.8	368.6
2010	David Cutcliffe	3-9	1-7	T5thC	2-5	1-4	0-0	-	-	0-2	2	1	0	25.2	110.0	271.3	381.3	35.4	208.2	241.8	450.1
2011	David Cutcliffe	3-9	1-7	6thC	1-6	2-3	0-0	-	-	0-2	2	1	0	22.5	94.1	272.2	366.2	31.2	180.7	244.8	425.4
2012	David Cutcliffe	6-7	3-5	5thC	5-2	1-4	0-1	-	-	0-3	4	0	1	31.5	125.2	283.9	409.2	36.0	201.5	267.6	469.2
2013	David Cutcliffe	10-4	6-2	1stC	5-2	5-0	0-2	23	22	1-2	5	2	1	32.8	178.0	248.1	426.1	26.6	174.1	243.9	418.0
2014	David Cutcliffe	9-4	5-3	2ndC	5-2	4-1	0-1	-	-	1-1	9	3	2	32.4	181.4	216.5	398.3	21.8	192.9	206.8	399.7
2015	David Cutcliffe	8-5	4-4	T4thC	3-3	4-2	1-0	-	-	1-2	6	2	0	31.5	192.9	246.5	439.4	25.5	153.8	240.9	394.7
2016	David Cutcliffe	4-8	1-7	T6thC	3-3	1-5	0-0	-	-	1-2	2	0	0	23.3	153.6	239.8	393.3	28.2	174.9	239.8	414.7
2017	David Cutcliffe	7-6	3-5	T4thC	4-3	2-3	1-0	-	-	0-2	5	2	0	26.5	171.4	213.4	384.8	20.2	153.2	179.4</	

Year	Coach	W-L	Conf.	Finish	Hm	Rd	Nu	Final AP	Final Coach	Vs. AP	All-Conf.	All-Am	NFL Draft	OFFENSE			DEFENSE				
														Pts	Rush	Pass	Total	Pts	Rush	Pass	Total
1953	Tom Nugent	5-5-0	--	--	4-2	1-3	0-0	-	-	0-0	-	0	3	18.3	214.2	93.6	307.8	14.6	159.5	62.8	222.3
1954	Tom Nugent	8-4-0	--	--	3-2	4-1	1-1	-	-	0-0	-	0	2	23.4	153.6	158.6	311.6	13.0	163.5	81.8	245.3
1955	Tom Nugent	5-5-0	--	--	3-2	2-3	0-0	-	-	0-1	-	0	2	14.7	151.7	99.0	250.7	18.6	196.0	108.9	304.9
1956	Tom Nugent	5-4-1	--	--	3-1-1	2-3	0-0	-	-	0-1	-	0	1	17.8	172.7	96.0	268.7	11.6	182.7	81.2	263.9
1957	Tom Nugent	4-6-0	--	--	3-3	1-3	0-0	-	-	0-2	-	0	2	13.6	164.2	78.6	242.8	16.5	212.7	78.9	291.6
1958	Tom Nugent	7-4-0	--	--	5-0	2-2	0-2	-	-	0-1	-	0	0	21.2	177.3	104.3	281.6	10.9	164.6	67.5	232.1
1959	Perry Moss	4-6-0	--	--	2-3	2-3	0-0	-	-	0-1	-	0	0	14.9	126.7	122.2	248.9	13.2	159.1	109.0	268.1
1960	Bill Peterson	3-6-1	--	--	3-2	0-4-1	0-0	-	-	0-1	-	0	2	11.1	128.9	104.6	233.5	13.6	184.0	99.3	283.3
1961	Bill Peterson	4-5-1	--	--	4-1	0-4-1	0-0	-	-	0-1-1	-	0	2	9.3	148.4	67.2	215.6	12.8	152.6	113.2	265.8
1962	Bill Peterson	4-3-3	--	--	3-1	1-2-3	0-0	-	-	0-1	-	1	1	17.0	154.1	159.6	313.7	6.9	130.1	69.3	199.4
1963	Bill Peterson	4-5-1	--	--	4-2	0-3-1	0-0	-	-	0-1	-	0	1	16.7	134.4	115.6	250.0	9.3	138.4	88.5	226.9
1964	Bill Peterson	9-1-1	--	--	5-0	3-1-1	1-0	-	11	1-0	-	1	5	22.7	138.6	202.9	341.5	6.6	75.0	106.1	181.1
1965	Bill Peterson	4-5-1	--	--	4-0-1	0-5	0-0	-	-	1-0	-	0	3	12.1	139.6	129.6	269.2	11.9	183.5	121.2	304.7
1966	Bill Peterson	6-5-0	--	--	2-3	3-2	0-1	-	-	0-1	-	1	2	25.4	127.7	246.7	374.4	18.7	145.3	154.3	199.6
1967	Bill Peterson	7-2-2	--	--	4-1	3-1-1	0-0-1	-	15	0-0-2	-	2	5	23.3	120.2	258.4	378.6	17.0	150.9	114.6	265.5
1968	Bill Peterson	8-3-0	--	--	3-2	4-0	1-1	-	14	2-1	-	2	5	28.1	148.4	284.4	432.8	18.0	181.1	139.2	320.3
1969	Bill Peterson	6-3-1	--	--	4-1	2-3-1	0-0	-	-	0-2	-	0	4	22.0	104.9	255.0	359.9	18.2	156.0	123.9	279.9
1970	Bill Peterson	7-4-0	--	--	5-1	2-2	0-1	-	-	0-0	-	0	1	23.1	125.4	258.0	383.4	17.7	169.2	151.0	320.2
1971	Larry Jones	8-4-0	--	--	5-0	2-4	1-0	-	19	0-1	-	1	3	24.6	118.6	250.0	368.6	11.7	133.8	126.3	260.1
1972	Larry Jones	7-4-0	--	--	3-2	3-2	1-0	-	-	0-1	-	3	6	26.2	136.4	270.4	406.8	20.4	174.5	155.4	329.2
1973	Larry Jones	0-11-0	--	--	0-5	0-6	0-0	-	-	0-2	-	0	1	8.9	106.0	154.4	260.3	30.1	276.5	168.7	445.2
1974	Darrell Mudra	1-10-0	--	--	0-6	1-4	0-0	-	-	0-5	-	0	1	11.8	154.8	160.8	315.6	26.3	279.0	127.2	406.2
1975	Darrell Mudra	3-8-0	--	--	1-4	2-4	0-0	-	-	0-1	-	0	3	17.0	163.9	171.4	335.3	19.4	250.5	63.5	313.9
1976	Bobby Bowden	5-6-0	--	--	3-2	2-4	0-0	-	-	1-2	-	1	2	18.6	166.0	185.5	351.5	23.5	279.9	86.3	358.2
1977	Bobby Bowden	10-2-0	--	--	5-1	4-1	1-0	14	11	0-0	-	0	4	24.9	148.8	224.2	373.0	13.9	161.2	106.1	267.3
1978	Bobby Bowden	8-3-0	--	--	5-1	3-2	0-0	-	-	0-1	-	2	2	28.4	161.2	249.9	411.1	18.9	181.8	144.3	326.1
1979	Bobby Bowden	11-1-0	--	--	5-0	5-0	1-1	6	8	1-1	-	5	4	29.0	169.2	201.3	370.5	12.4	118.6	124.1	242.7
1980	Bobby Bowden	10-2-0	--	--	7-0	3-1	0-1	5	5	3-1	-	6	5	32.0	194.4	145.2	339.6	7.7	89.5	118.7	208.2
1981	Bobby Bowden	6-5-0	--	--	3-2	3-3	0-0	-	-	1-4	-	1	3	21.8	177.7	171.6	349.4	26.0	166.9	215.2	382.1
1982	Bobby Bowden	9-3-0	--	--	4-2	4-1	1-0	13	10	2-2	-	0	0	35.3	212.6	253.2	465.8	22.0	198.3	173.8	366.4
1983	Bobby Bowden	8-4-0	--	--	4-1	3-3	1-0	-	-	1-3	-	2	2	32.1	229.3	215.2	444.5	28.1	179.7	200.2	379.9
1984	Bobby Bowden	7-3-2	--	--	4-2	3-1-1	0-0-1	17	19	1-3	-	2	4	35.3	274.6	176.2	450.8	21.3	156.3	217.3	373.6
1985	Bobby Bowden	9-3-0	--	--	5-1	3-2	1-0	15	13	2-2	-	1	7	33.5	215.4	188.9	404.3	21.4	147.0	174.9	321.9
1986	Bobby Bowden	7-4-1	--	--	4-1-1	2-3	1-0	-	20	0-3	-	1	1	33.2	186.8	194.7	381.5	18.6	130.2	167.7	297.9
1987	Bobby Bowden	11-1	--	--	5-1	5-0	1-0	2	2	2-1	-	5	4	40.9	272.3	215.1	487.4	12.3	132.1	142.1	274.2
1988	Bobby Bowden	11-1-0	--	--	7-0	3-1	1-0	3	3	3-1	-	3	6	40.2	199.5	243.3	442.8	15.0	151.1	131.2	282.3
1989	Bobby Bowden	10-2-0	--	--	5-1	4-0	1-1	3	2	5-1	-	4	6	34.8	137.9	313.5	451.4	16.5	136.0	187.5	323.5
1990	Bobby Bowden	10-2-0	--	--	6-0	2-2	2-0	4	4	2-2	-	3	5	39.5	194.3	253.2	447.5	17.2	149.6	166.4	316.0
1991	Bobby Bowden	11-2-0	--	--	5-1	3-1	3-0	4	4	5-1	-	4	6	36.6	190.6	259.5	450.1	15.5	82.8	198.4	281.3
Joined Atlantic Coast Conference																					
1992	Bobby Bowden	11-1-0	8-0	1st	6-0	4-1	1-0	2	2	5-1	5	5	6	38.1	204.7	257.1	461.8	15.6	100.3	192.2	292.5
1993	Bobby Bowden	12-1-0	8-0	1st	6-0	4-1	2-0	1	1	6-1	8	5	6	43.2	222.3	325.8	548.0	9.4	98.5	186.0	284.5
1994	Bobby Bowden	10-1-1	8-0	1st	4-0-1	4-1	2-0	4	5	4-1-1	10	5	10	36.9	189.1	294.0	483.1	16.6	97.7	169.1	267.0
1995	Bobby Bowden	10-2-0	7-1	T1st	6-0	2-2	2-0	4	5	0-2	7	3	4	48.4	222.0	328.7	550.7	20.0	132.0	213.4	345.4
1996	Bobby Bowden	11-1	8-0	1st	6-0	3-0	2-1	3	3	5-1	6	4	7	38.7	178.0	231.0	409.0	11.1	59.0	170.5	229.5
1997	Bobby Bowden	11-1	8-0	1st	5-0	5-1	1-0	3	3	5-1	7	8	9	39.7	112.1	340.0	452.1	15.2	51.9	189.5	241.4
1998	Bobby Bowden	11-2	7-1	T1st	6-0	4-1	1-1	3	3	5-1	7	5	4	32.1	149.8	251.6	401.3	11.5	79.8	135.0	214.8
1999	Bobby Bowden	12-0	8-0	1st	6-0	4-0	2-0	1	1	5-0	9	4	7	37.5	122.8	302.9	425.7	15.8	98.8	205.8	304.6
2000	Bobby Bowden	11-2	8-0	1st	6-0	4-1	1-1	5	4	3-2	8	5	9	42.4	165.0	384.0	549.0	10.2	73.9	221.5	277.0
2001	Bobby Bowden	8-4	6-2	2nd	4-2	3-2	1-0	15	15	2-2	4	0	2	33.9	159.6	266.5	426.1	26.1	126.0	230.4	356.4
2002	Bobby Bowden	9-5	7-1	1st	5-1	3-3	1-1	21	23	1-2	7	3	6	30.6	187.0	211.1	398.1	21.5	130.8	235.2	366.0
2003	Bobby Bowden	10-3	7-1	1st	5-1	5-1	0-1	11	10	1-2	5	4	5	32.2	133.2	269.6	402.8	16.7	119.4	212.9	332.3
2004	Bobby Bowden	9-3	6-2	2nd	5-1	3-2	1-0	15	14	1-1	3	3	9	25.2	162.0	210.5	372.5	14.1	83.1	200.8	283.8
2005	Bobby Bowden	8-5	5-3	T1stA	5-1	2-3	1-1	23	23	3-2	0	1	8	28.9	94.0	282.6	376.6	22.0	108.4	200.8	309.2
2006	Bobby Bowden	*7-6	3-5	5thA	4-4	2-2	1-0	-	-	1-3	1	1	5	26.5	94.1	230.6	324.7	19.8	90.7	197.8	288.5
2007	Bobby Bowden	*7-6	4-4	4thA	4-1	2-4	1-1	-	-	2-2	0	1	3	23.3	127.5	241.8	369.2	22.9	116.6	245.4	362.0
2008	Bobby Bowden	9-4	5-3	T1stA	4-3	3-1	2-0	21	23	1-2	6	4	1	33.4	179.1	192.8	371.8	20.2	132.5	162.4	294.9
2009	Bobby Bowden	7-6	4-4	3rdA	3-3	3-3	1-0	-	-	2-2	3	2	3	30.1	149.5	271.8	421.4	30.0	204.6	230.0	434.6
2010	Jimbo Fisher	10-4	6-2	1stA	6-1	3-2	1-1	16	17	2-2	4	3	3	31.4	171.4	209.9	381.3	19.6	128.7	225.0	353.7
2011	Jimbo Fisher	9-4	5-3	T2ndA	5-2	3-2	1-0	23	23	1-1	5	3	4	30.6	112.2	257.0	369.2	15.1	82.7	192.3	275.0
2012	Jimbo Fisher	12-2	7-1	1stA	6-1	4-1	2-0	10	9	2-1	11	3	11	39.3	205.9	264.9	470.8	14.7	91.9	161.9	253.8
2013	Jimbo Fisher	14-0	8-0	1stA	7-0	5-0	2-0	1	1	4-0	11	9	7	51.6	203.1	315.9	519.1	12.1	124.8	156.6	281.4
2014	Jimbo Fisher	13-1	8-0	1stA	7-0	4-0	2-1	5	6	3-1	18	10	11	33.7	138.1	303.3	441.4	25.6	170.1	226.8	396.9
2015	Jimbo Fisher	10-3	6-2	2ndA	7-0	3-2	0-1	14	14	1-2	12	4	2	31.7	168.2	255.8	424.0	17.5	146.1	191.6	337.7
2016	Jimbo Fisher	10-3	5-3	3rdA	4-1	4-2	2-0	8	8	4-2	7	4	4	35.1	202.3	264.1	466.4	25.0	128.0	221.1	349.1
2017	Jimbo Fisher	7-6	3-5	6thA	3-3	3-2	1-1	-	-	0-3	5	1	6	27.8	155.7	196.2	351.9	21.2	135.6	195.5	331.1
Odell Haggins (coached the final two games)																					
2018	Willie Taggart	5-7	3-5	T5thA	4-3	1-4	0-0	-	-	1-4</											

GEORGIA TECH - YEAR-BY-YEAR STATS



Year	Coach	W-L	Conf.	Finish	Hm	Rd	Nu	Final AP	Final Coach	Vs. AP	All-Conf.	All-Am	NFL Draft	OFFENSE				DEFENSE			
														Pts	Rush	Pass	Total	Pts	Rush	Pass	Total
Southeastern Conference																					
1953	Bobby Dodd	9-2-1	4-1-1	2nd	6-0	2-2-1	1-0	8	9	3-0-1	2	1	7	22.4	216.5	114.8	300.2	8.4	148.6	68.1	216.7
1954	Bobby Dodd	8-3-0	6-2	2nd	5-2	2-1	1-0	-	13	1-1	2	2	4	17.5	182.1	90.7	272.8	9.1	187.8	58.7	246.5
1955	Bobby Dodd	9-1-1	4-1-1	3rd	5-1	3-0-1	1-0	7	7	3-1	2	1	2	18.2	199.8	67.4	267.2	4.6	134.1	65.8	199.9
1956	Bobby Dodd	10-1-0	7-1	2nd	4-1	5-0	1-0	4	4	3-1	2	2	6	22.7	224.9	62.6	287.5	3.3	128.4	71.9	200.3
1957	Bobby Dodd	4-4-2	3-4-1	8th	2-2-2	2-2	0-0	-	-	2-2-1	1	1	5	7.5	141.1	52.2	199.3	7.1	144.4	33.4	177.8
1958	Bobby Dodd	5-4-1	2-3-1	T8th	4-1-1	1-3	0-0	-	-	1-0-1	0	0	4	9.3	147.3	65.1	212.4	9.1	144.7	57.1	201.8
1959	Bobby Dodd	6-5-0	3-3	7th	2-3	4-1	0-1	-	-	3-3	1	1	6	12.9	144.6	57.7	202.3	10.7	113.0	102.8	216.3
Independent																					
1964	Bobby Dodd	7-3-0	--	--	4-2	2-1	1-0	-	-	0-1	-	1	4	12.1	129.4	85.7	215.1	7.9	100.2	131.5	231.7
1965	Bobby Dodd	7-3-1	--	--	5-2	1-1	1-0-1	-	-	1-0	-	1	3	22.0	142.8	142.0	284.8	15.0	164.4	167.7	334.1
1966	Bobby Dodd	9-2-0	--	--	7-0	2-1	0-1	8	8	1-0	-	2	2	24.8	181.8	113.2	295.0	8.1	108.1	98.5	206.6
1967	Bud Carson	4-6-0	--	--	3-3	1-3	0-0	-	-	0-1	-	0	3	12.9	127.1	135.7	262.8	20.5	192.7	122.8	315.5
1968	Bud Carson	4-6-0	--	--	3-3	1-3	0-0	-	-	0-4	-	0	4	15.8	62.9	237.6	300.5	26.3	233.9	134.6	368.5
1969	Bud Carson	4-6-0	--	--	4-3	0-3	0-0	-	-	0-3	-	1	0	14.4	136.3	106.5	242.8	18.3	148.8	181.3	330.1
Joined Atlantic Coast Conference, not eligible for ACC Football title until 1983																					
1970	Bud Carson	9-3-0	--	--	6-1	2-2	1-0	13	17	2-3	-	1	1	19.6	171.1	137.0	301.8	14.2	111.5	184.9	296.4
1971	Bud Carson	6-6-0	--	--	5-3	1-2	0-1	-	-	1-4	-	1	1	17.2	154.1	114.4	268.5	15.1	118.1	135.5	253.6
1972	Bill Fulcher	7-4-1	--	--	5-1-1	1-3	1-0	20	-	1-2	-	1	2	23.0	145.2	182.8	328.0	17.8	185.9	124.0	309.9
1973	Bill Fulcher	5-6-0	--	--	4-3	0-3	1-0	-	-	0-1	-	1	0	17.5	156.4	153.8	310.2	19.2	222.5	119.7	341.8
1974	Pepper Rodgers	6-5-0	--	--	5-2	1-3	0-0	-	-	1-3	-	1	4	21.6	287.5	48.4	335.8	19.3	233.6	85.8	319.5
1975	Pepper Rodgers	7-4-0	--	--	6-2	1-2	0-0	-	-	0-2	-	1	4	24.5	329.7	41.5	371.3	18.2	177.0	176.4	353.4
1976	Pepper Rodgers	4-6-1	--	--	3-3-1	1-3	0-0	-	-	1-2	-	1	3	20.1	244.5	63.7	308.3	24.3	207.1	158.4	365.6
1977	Pepper Rodgers	6-5-0	--	--	4-1	2-4	0-0	-	-	0-1	-	1	3	20.4	286.8	31.3	318.2	20.1	195.5	137.5	333.1
1978	Pepper Rodgers	7-5-0	--	--	5-2	2-2	0-1	-	-	0-3	-	2	7	22.6	208.2	161.8	370.0	19.3	207.7	153.2	360.9
1979	Pepper Rodgers	4-6-1	--	--	4-2	0-4-1	0-0	-	-	0-3	0	0	3	13.8	116.2	191.0	307.2	17.3	213.1	128.2	341.3
George O'Leary (coached the final three games)																					
1980	Bill Curry	1-9-1	--	--	1-4-1	0-5	0-0	-	-	0-3-1	0	0	0	10.3	99.5	142.3	241.7	23.6	239.0	123.4	362.5
1981	Bill Curry	1-10-0	--	--	0-6	1-4	0-0	-	-	1-1	0	0	1	11.3	103.5	147.6	251.1	28.1	234.0	163.0	397.0
1982	Bill Curry	6-5-0	--	--	3-2	3-3	0-0	-	-	0-3	1	0	3	21.7	179.3	179.4	358.6	26.0	219.4	155.9	375.3
1983	Bill Curry	3-8-0	3-2	3rd	2-4	1-4	0-0	-	-	0-4	0	0	1	20.2	216.4	126.1	342.4	28.4	211.9	196.0	407.9
1984	Bill Curry	6-4-1	2-2-1	5th	4-2	2-2-1	0-0	-	-	3-1	3	1	2	26.9	235.0	179.3	414.3	18.3	147.5	169.7	317.3
1985	Bill Curry	9-2-1	5-1	2nd	5-2	3-0-1	1-0	19	18	0-2-1	3	2	3	21.4	197.2	144.0	341.2	10.7	163.0	149.0	312.1
1986	Bill Curry	5-5-1	3-3	4th	4-1-1	1-4	0-0	-	-	1-2	3	1	4	25.6	210.2	150.8	361.0	19.2	188.9	136.9	325.8
1987	Bobby Ross	2-9-0	0-6	8th	2-5	0-4	0-0	-	-	0-4	0	1	2	18.1	135.7	207.6	343.4	25.0	178.1	206.1	384.2
1988	Bobby Ross	3-8-0	0-7	8th	3-3	0-5	0-0	-	-	1-1	2	0	2	18.2	143.4	167.5	310.9	17.6	142.4	138.9	281.3
1989	Bobby Ross	7-4-0	4-3	T4th	6-1	1-3	0-0	-	-	1-1	3	1	1	24.1	209.2	160.8	370.0	19.4	148.2	191.1	339.3
Mac McWhorter (coached the bowl game)																					
1990	Bobby Ross	11-0-1	6-0-1	1st	6-0	4-0-1	1-0	2	1	4-0	4	2	2	31.6	208.9	185.1	394.0	15.5	110.9	183.8	294.7
1991	Bobby Ross	8-5-0	5-2	T2nd	5-1	2-3	1-1	-	-	1-4	4	2	5	22.1	175.3	212.3	387.6	16.4	112.0	165.8	277.8
1992	Bill Lewis	5-6-0	4-4	T4th	4-2	1-4	0-0	-	-	2-2	2	2	2	21.5	103.9	234.5	338.5	26.0	187.8	212.3	400.1
1993	Bill Lewis	5-6-0	3-5	6th	3-3	2-3	0-0	-	-	0-3	1	0	2	23.6	223.9	175.9	399.8	26.0	170.4	135.6	397.5
1994	Bill Lewis	1-10-0	0-8	9th	1-5	0-5	0-0	-	-	0-4	1	1	3	16.8	104.1	245.6	349.7	29.0	230.4	152.1	382.5
1995	George O'Leary	6-5-0	5-3	4th	4-2	2-3	0-0	-	-	1-3	0	0	2	23.6	211.0	138.9	349.9	22.1	91.2	244.7	335.9
1996	George O'Leary	5-6	4-4	5th	4-2	1-4	0-0	-	-	1-2	2	1	0	20.0	165.5	169.3	334.8	21.5	148.6	199.7	348.4
1997	George O'Leary	7-5-0	5-3	T3rd	3-2	3-3	1-0	25	-	1-4	1	1	2	25.4	151.6	215.5	367.0	24.2	132.7	296.3	429.0
1998	George O'Leary	10-2	7-1	T1st	4-2	4-0	2-0	9	11	4-1	3	1	3	35.6	183.7	205.0	388.7	24.3	167.6	230.0	397.6
1999	George O'Leary	8-4	5-3	T2nd	6-0	2-3	0-1	20	21	1-2	3	1	3	40.7	225.6	283.4	509.0	30.3	183.2	230.6	413.8
Chan Gailey																					
2000	George O'Leary	9-3	6-2	T2nd	5-1	4-1	0-1	17	19	2-1	4	1	0	33.8	164.3	271.1	435.4	19.0	94.5	285.2	379.6
2001	George O'Leary	8-5	4-4	T4th	3-3	3-2	2-0	24	-	2-2	6	1	2	31.8	139.0	278.9	417.9	22.2	117.1	216.2	333.3
2002	Chan Gailey	7-6	4-4	T5th	4-2	3-3	0-1	-	-	1-2	5	0	0	21.5	163.6	211.1	374.7	20.5	134.6	221.1	355.7
2003	Chan Gailey	7-6	4-4	T4th	4-2	2-4	1-0	-	-	1-2	5	2	5	21.1	160.5	170.2	330.6	20.5	100.5	221.7	322.2
2004	Chan Gailey	7-5	4-4	T6th	3-3	3-2	1-0	-	-	2-4	2	0	0	22.0	162.2	184.2	346.4	18.9	104.6	193.3	297.9
2005	Chan Gailey	7-5	5-3	3rdC	4-2	3-2	0-1	-	-	2-2	1	1	3	18.5	153.8	195.2	349.0	20.1	103.9	213.6	317.5
2006	Chan Gailey	9-5	7-1	1stC	6-1	3-2	0-2	-	-	1-3	4	1	2	24.9	162.4	169.6	332.1	18.4	104.8	195.8	300.6
2007	Chan Gailey	7-6	4-4	3rdC	4-3	3-2	0-1	-	-	1-3	5	1	3	26.2	199.3	185.6	384.9	20.8	114.5	215.9	330.4
2008	Paul Johnson	9-4	5-3	T1stC	6-1	3-2	0-1	22	22	2-1	7	3	4	24.4	273.2	99.2	372.5	20.3	120.3	193.2	313.5
2009	Paul Johnson	*11-3	7-1	1stC	5-1	5-1	*1-1	13	13	3-2	7	5	4	33.8	295.4	126.7	422.1	24.8	151.6	208.6	360.3
Geoff Collins																					
2010	Paul Johnson	6-7	4-4	T3rdC	4-2	2-4	0-1	-	-	0-1	3	0	1	26.0	323.3	83.9	407.2	25.2	169.7	201.9	371.6
2011	Paul Johnson	8-5	5-3	T2ndC	5-2	3-2	0-1	-	-	1-2	2	1	1	34.3	316.5	142.3	458.8	26.1	161.7	197.6	359.3
2012	Paul Johnson	7-7	5-3	T1stC	4-3	2-3	1-1	-	-	0-4	1	0	0	33.6	311.2	129.9	441.1	28.3	144.2	229.8	374.0
2013	Paul Johnson	7-6	5-3	T2ndC	5-2	2-3	0-1	-	-	0-2	2	0	3	35.1	299.3	130.4	429.7	22.8	115.8	244.5	360.2

Year	Coach	Final AP						Final AP	Coach	Vs. AP	All-Conf.	All-Am	NFLOFFENSE				DEFENSE				
		W-L	Conf.	Finish	Hm	Rd	Nu						Pts	Rush	Pass	Total	Pts	Rush	Pass	Total	
1953	Frank Camp	1-7-0	-	-	0-3	1-4	0-0	-	-	0-0	-	0	0								
1954	Frank Camp	3-6-0	-	-	3-2	0-4	0-0	-	-	0-0	-	0	0								
1955	Frank Camp	7-2-0	-	-	5-0	2-2	0-0	-	-	0-0	-	0	1								
1956	Frank Camp	6-3-0	-	-	3-3	3-0	0-0	-	-	0-0	-	0	0								
1957	Frank Camp	9-1-0	-	-	5-0	3-1	1-0	-	-	0-0	-	1	1								
1958	Frank Camp	4-4-0	-	-	3-1	1-3	0-0	-	-	0-0	-	0	1								
1959	Frank Camp	6-4-0	-	-	3-1	3-3	0-0	-	-	0-0	-	0	4								
1960	Frank Camp	7-2-0	-	-	5-1	2-1	0-0	-	-	0-0	-	0	0								
1961	Frank Camp	6-3-0	-	-	3-2	3-1	0-0	-	-	0-0	-	0	0								
1962	Frank Camp	6-4-0	-	-	3-2	3-2	0-0	-	-	0-0	-	0	0	17.4	161.3	140.6	301.9	17.3	120.4	123.2	243.6
Joined Missouri Valley																					
1963	Frank Camp	3-7-0	1-3	-	2-3	1-4	0-0	-	-	0-0	-	1	4	11.8	84.1	120.9	205.0	21.3	193.5	138.7	332
1964	Frank Camp	1-9-0	1-3	-	0-5	1-4	0-0	-	-	0-0	-	0	0	7.0	45.9	153.0	198.9	21.7	187.3	124.3	311.6
1965	Frank Camp	6-4-0	3-1	-	4-1	2-3	0-0	-	-	0-0	-	0	3	21.8	100.2	214.9	315.1	16.4	139.8	150.0	289.8
1966	Frank Camp	6-4-0	1-3	-	4-1	2-3	0-0	-	-	0-0	-	0	2	23.1	112.8	215.7	328.5	15.9	120.0	182.1	302.1
1967	Frank Camp	5-5-0	2-2	-	4-1	1-4	0-0	-	-	0-0	-	0	4	26.0	17.8	186.6	324.4	16.2	107.3	133.6	240.9
1968	Frank Camp	5-5-0	2-3	-	2-3	3-2	0-0	-	-	0-0	-	0	1	19.2	144.4	187.9	332.3	23.3	117.3	213.8	331.1
1969	Lee Corso	5-4-1	2-3	-	4-1	1-3-1	0-0	-	-	0-0	-	0	3	20.6	231.1	96.4	327.5	27.3	190.6	164.1	354.7
1970	Lee Corso	8-3-1	4-0	1st	5-0	3-3	0-0-1	-	-	0-0	-	0	2	22.9	181.0	188.7	369.7	18.9	167.0	122.6	289.6
1971	Lee Corso	6-3-1	2-1	-	4-1	2-2-1	0-0	-	-	0-0	-	0	1	19.0	195.9	110.0	316.9	11.1	128.6	84.4	213.0
1972	Lee Corso	9-1-0	4-1	1st	4-1	5-0	0-0	-	-	0-0	-	3	2	30.9	190.4	171.7	362.1	9.1	91.1	119.5	210.6
1973	T.W. Alley	5-6-0	3-3	-	3-3	2-3	0-0	-	-	0-0	-	0	1	15.6	170.9	105.0	275.8	13.5	158.1	160.3	318.4
1974	T.W. Alley	4-7-0	3-2	-	2-4	2-3	0-0	-	-	0-0	-	0	2	12.4	150.3	67.6	214.2	23.1	268.7	120.3	389.0
Independent																					
1975	Vince Gibson	2-9-0	-	-	2-3	0-6	0-0	-	-	0-0	-	0	1	9.8	135.5	124.2	259.7	28.7	287.9	115.8	403.7
1976	Vince Gibson	5-6-0	-	-	4-2	1-4	0-0	-	-	0-0	-	0	0	16.1	171.0	65.4	236.3	21.3	237.2	101.8	339.0
1977	Vince Gibson	7-4-1	-	-	5-1-1	2-2	0-1	-	-	0-0	-	0	1	26.5	265.7	83.6	349.3	17.6	190.1	178.5	368.6
1978	Vince Gibson	7-4-0	-	-	5-2	2-2	0-0	-	-	0-0	-	0	2	29.0	233.8	111.3	345.2	18.4	180.7	144.5	325.2
1979	Vince Gibson	4-6-1	-	-	2-3-1	2-3	0-0	-	-	0-0	-	1	2	15.2	137.7	107.2	245.0	18.4	167.2	124.6	291.8
1980	Bob Weber	5-6-0	-	-	3-3	2-3	0-0	-	-	0-0	-	0	1	14.7	121.9	103.1	225.0	18.5	121.8	146.5	268.3
1981	Bob Weber	5-6-0	-	-	4-2	1-4	0-0	-	-	1-0	-	0	1	16.4	110.1	141.0	251.1	19.3	144.2	138.9	283.1
1982	Bob Weber	5-6-0	-	-	4-2	1-4	0-0	-	-	0-1	-	0	2	20.0	126.0	195.4	321.5	32.3	258.2	136.2	394.5
1983	Bob Weber	3-8-0	-	-	3-3	0-5	0-0	-	-	0-1	-	0	2	14.3	105.3	180.8	286.2	32.7	179.3	195.7	407.7
1984	Bob Weber	2-9-0	-	-	1-5	1-4	0-0	-	-	0-0	-	0	1	21.5	98.7	256.6	355.4	31.9	238.1	169.6	375.0
1985	Howard Schnellenberger	2-9-0	-	-	2-4	0-5	0-0	-	-	0-1	-	0	0	18.1	102.3	220.4	322.7	32.7	279.9	223.8	503.7
1986	Howard Schnellenberger	3-8-0	-	-	2-3	1-5	0-0	-	-	0-0	-	0	1	16.2	89.6	225.5	315.1	25.1	210.7	167.2	378.0
1987	Howard Schnellenberger	3-7-1	-	-	3-3	0-4-1	0-0	-	-	0-0	-	0	0	19.5	102.5	226.4	329.0	31.6	238.5	190.0	429.4
1988	Howard Schnellenberger	8-3-0	-	-	5-1	3-2	0-0	-	-	0-0	-	0	0	23.7	147.4	241.4	388.8	22.3	167.6	213.3	381.2
1989	Howard Schnellenberger	6-5-0	-	-	2-2	4-2	0-1	-	-	0-0	-	0	1	28.4	157.8	206.1	399.5	20.2	99.8	180.3	297.9
1990	Howard Schnellenberger	10-1-1	-	-	6-0	3-1-1	1-0	14	12	1-0	-	0	4	28.3	112.5	225.9	369.2	11.8	110.3	149.1	259.5
1991	Howard Schnellenberger	2-9-0	-	-	2-4	0-5	0-0	-	-	0-3	-	0	1	12.3	91.5	160.3	228.6	30.5	216.6	132.5	349.1
1992	Howard Schnellenberger	5-6-0	-	-	3-2	2-4	0-0	-	-	0-2	-	1	3	19.5	102.8	186.2	289.1	22.1	133.8	132.5	349.1
1993	Howard Schnellenberger	9-3-0	-	-	5-0	3-3	1-0	24	23	1-3	-	1	0	30.2	125.5	243.5	402.6	20.8	134.5	202.7	337.3
1994	Howard Schnellenberger	6-5-0	-	-	4-2	2-3	0-0	-	-	1-0	-	1	1	23.2	139.4	212.7	352.2	23.0	161.2	189.5	350.7
1995	Ron Cooper	7-4-0	-	-	4-2	3-2	0-0	-	-	0-0	-	3	2	25.7	141.6	221.1	362.7	15.0	125.5	193.6	319.2
Joined Conference USA																					
1996	Ron Cooper	5-6	2-3	-	2-3	3-3	0-0	-	-	0-1	-	1	0	16.5	94.5	220.1	315.3	18.6	81.1	154.7	235.8
1997	Ron Cooper	1-10	0-6	7th	1-5	0-5	0-0	-	-	0-1	-	0	0	22.3	76.8	298.3	375.2	37.0	187.3	235.5	422.7
1998	John L. Smith	7-5	4-2	3rd	5-1	2-3	0-1	-	-	0-0	-	1	4	40.4	138.2	374.8	559.6	35.2	238.7	241.9	480.6
1999	John L. Smith	7-5	4-2	2nd	4-3	3-1	0-1	-	-	0-1	-	1	2	37.5	120.8	307.3	466.9	30.1	166.5	225.5	392.0
2000	John L. Smith	9-3	6-1	1st	6-1	3-1	0-1	-	-	1-1	-	1	1	32.3	123.1	235.2	390.8	22.4	79.9	224.3	304.2
2001	John L. Smith	11-2	6-1	1st	6-0	4-2	1-0	17	16	1-0	-	2	1	30.5	112.7	239.9	382.0	17.8	139.2	199.3	338.5
2002	John L. Smith	7-6	5-3	3rd	3-3	4-2	0-1	-	-	1-0	-	1	4	28.8	106.7	226.5	333.2	24.5	113.0	206.9	319.9
2003	Bobby Petrino	9-4	5-3	2nd	5-1	4-2	0-1	-	-	0-2	-	0	0	34.6	228.2	260.7	488.8	27.8	170.3	258.3	428.6
2004	Bobby Petrino	11-1	8-0	1st	5-0	5-1	1-0	6	7	1-1	-	0	6	49.8	250.4	288.6	539.0	19.7	109.0	196.9	305.9
Joined Big East Conference																					
2005	Bobby Petrino	9-3	5-2	2nd	6-0	3-2	0-1	19	20	0-2	-	2	4	43.4	188.5	293.6	482.1	23.8	114.0	210.0	324.0
2006	Bobby Petrino	12-1	6-1	1st	6-0	4-1	2-0	6	7	3-1	-	3	2	37.8	185.3	290.0	475.3	16.3	104.8	215.7	320.5
2007	Steve Kragthorpe	6-6	3-4	5th	4-2	2-4	0-0	-	-	1-1	-	1	5	35.2	146.1	341.9	488.0	31.4	165.3	251.2	416.5
2008	Steve Kragthorpe	5-7	1-6	7th	4-4	1-3	0-0	-	-	1-0	-	1	2	24.7	164.5	212.2	376.7	29.8	129.5	239.3	368.8
2009	Steve Kragthorpe	4-8	1-6	7th	4-2	0-6	0-0	-	-	0-1	-	0	0	18.1	125.2	208.9	334.1	26.3	165.1	206.0	371.1
2010	Charlie Strong	7-6	3-4	5th	3-4	3-2	1-0	-	-	0-1	-	2	3	26.4	175.0	194.0	369.0	19.4	144.3	167.4	311.7
2011	Charlie Strong	7-6	5-2	1st	3-3	4-2	0-1	-	-	1-0	-	2	1	21.9	121.5	211.5	333.0	20.1	100.5	227.4	327.9
2012	Charlie Strong	11-2	5-2	1st	6-1	4-1	1-0	13	13	2-0	-	1	0	31.2	122.7	296.1	418.8	23.8	148.0	192.3	340.3
2013	Charlie Strong	12-1	7-1	2nd	6-1	5-0	1-0	15	15	1-0	-	-	4	35.2	146.8	314.0	460.8	12.2	80.7	170.8	251.5
Joined Atlantic Coast Conference																					
2014	Bobby Petrino	9-4	5-3	3rdA	5-1	4-2	0-1	24	24	0-2	6	1	10	31.2	142.7	252.0	394.7	21.8	109.9	199.6	309.5
2015	Bobby Petrino	8-5	5-3	3rdA	4-2	3-2	1-1	-	--	0-3	5	0	1	28.7	171.0	245.1	416.1	24.1	120.2	212.5	332.8
2016	Bobby Petrino	9-4	7-1	T1stA	5-1	4-2	0-1	21	20	1-2	9	3	2	42.5	242.2	290.5	532.7	23.8	115.2	207.1	322.2
2017	Bobby Petrino	8-5	4-4	T3rdA	4-2	3-2	1-1	-	-	0-3	2	1	4	38.1	245.1	299.8	544.9	27.4	163.4	224.7	388.1
2018	Bobby Petrino	2-10	0-8	7thA	2-5	0-4	0-1	-	-	0-4	0	0	0	19.8	141.5	213.2	354.7	44.1	277.2	206.2	483.5
Lorenzo Ward (coached final two games)																					
2019	Scott Satterfield	8-5	5-3	2ndA	4-2	2-3	2-0	-	-	1-2	5	1	1	33.1	212.8	234.5	447.3	33.4	205.8	234.2	439.9
2020	Scott Satterfield	4-7	3-7	12th	4-2	0-5	0-0	-	-	0-3	3	0	2	29.5	200.0	244.2	444.2	26.6	179.9	189.2	369.1
2021	Scott Satterfield	6-7																			

MIAMI - YEAR-BY-YEAR STATS



Year	Coach	W-L	Conf. Finish	Hm	Rd	Nu	Final AP	Final Coach	Vs. AP	All-Conf.	All-Am	NFL Draft	Pts	OFFENSE			DEFENSE				
														Rush	Pass	Total	Pts	Rush	Pass	Total	
1953	Andy Gustafson	4-5-0	-	-	4-3	0-2	0-0	-	-	0-3	-	0	1	17.2				15.2			
1954	Andy Gustafson	8-1-0	-	-	7-0	1-1	0-0	11	9	1-0	-	1	3	28.5				10.4			
1955	Andy Gustafson	6-3-0	-	-	5-2	1-1	0-0	14	18	1-3	-	0	4	20.1				9.0			
1956	Andy Gustafson	8-1-1	-	-	6-1-1	2-0	0-0	6	6	4-1	-	1	4	16.1				5.3			
1957	Andy Gustafson	5-4-1	-	-	4-3-1	1-1	0-0	-	-	1-2-1	-	0	1	16.1				10.3			
1958	Andy Gustafson	2-8-0	-	-	0-6	2-1	0-1	-	-	0-3	-	0	0	8.8				19.5			
1959	Andy Gustafson	6-4-0	-	-	5-2	1-1	0-1	-	-	1-2	-	1	0	14.0				14.0			
1960	Andy Gustafson	6-4-0	-	-	6-2	0-2	0-0	-	-	0-3	-	1	9	16.3	185.1	76.2	261.3	14.3	153.2	110.6	263.8
1961	Andy Gustafson	7-4-0	-	-	4-3	3-0	0-1	-	19	1-1	-	1	5	13.3	143.0	128.1	271.1	7.7	107.7	116.0	213.8
1962	Andy Gustafson	7-4-0	-	-	5-1	2-2	0-1	-	18	0-2	-	1	8	17.2	148.3	172.1	320.3	21.7	149.2	137.0	286.7
1963	Andy Gustafson	3-7-0	-	-	1-6	2-1	0-0	-	-	0-2	-	2	2	11.6	122.7	218.3	341.0	17.4	164.5	151.9	316.4
1964	Charlie Tate	4-5-1	-	-	3-3-1	1-2	0-0	-	-	0-0	-	0	2	14.7	120.4	112.4	246.2	13.3	102.5	135.4	249.7
1965	Charlie Tate	5-4-1	-	-	3-2-1	2-2	0-0	-	-	2-0-1	-	1	4	19.9	126.4	142.7	254.3	13.8	117.9	125.0	230.4
1966	Charlie Tate	8-2-1	-	-	5-1	2-1-1	1-0	9	10	2-0	-	2	5	19.1	150.8	150.6	301.4	9.4	88.2	118.6	206.8
1967	Charlie Tate	7-4-0	-	-	4-2	3-1	0-1	-	16	0-1	-	1	8	23.4	170.9	110.7	281.6	12.7	121.9	121.6	243.5
1968	Charlie Tate	5-5-0	-	-	4-1	1-4	0-0	-	-	1-3	-	1	1	16.1	79.8	212.6	292.4	13.1	100.2	152.4	252.6
1969	Charlie Tate	4-6-0	-	-	4-3	0-3	0-0	-	-	0-2	-	0	3	20.1	134.4	212.1	346.5	21.6	126.0	191.8	317.8
1970	Charlie Tate	3-8-0	-	-	2-4	1-4	0-0	-	-	0-2	-	0	2	15.1	110.3	160.5	270.7	28.2	141.0	178.3	319.3
	Walt Kichefski (coached the final nine games)																				
1971	Fran Curci	4-7-0	-	-	3-5	1-2	0-0	-	-	0-3	-	1	2	15.9	183.8	112.9	296.6	20.1	156.6	122.9	279.5
1972	Fran Curci	5-6-0	-	-	4-1	1-5	0-0	-	-	0-3	-	3	5	19.5	170.1	139.3	309.4	15.5	142.9	149.0	291.2
1973	Pete Elliot	5-6-0	-	-	2-4	3-2	0-0	-	-	1-4	-	1	0	14.8	171.6	126.9	298.5	21.8	194.0	114.6	308.6
1974	Pete Elliot	6-5-0	-	-	3-3	3-2	0-0	-	-	1-3	-	2	7	15.2	182.9	107.1	289.9	16.7	206.2	107.1	313.3
1975	Carl Selmer	2-8-0	-	-	1-5	1-3	0-0	-	-	0-4	-	0	6	15.7	141.1	138.8	279.9	23.9	219.2	92.3	311.7
1976	Carl Selmer	3-8-0	-	-	3-2	0-6	0-0	-	-	0-4	-	1	3	18.8	155.5	173.3	329.2	19.7	170.9	152.8	324.5
1977	Lou Saban	3-8-0	-	-	2-3	1-5	0-0	-	-	0-4	-	1	6	11.7	135.3	119.7	254.9	22.8	177.5	113.9	292.2
1978	Lou Saban	6-5-0	-	-	3-1	3-4	0-0	-	-	0-2	-	1	4	17.6	211.6	96.7	308.4	17.5	164.0	161.3	320.3
1979	Howard Schnellenberger	5-6-0	-	-	4-0	1-5	0-1	-	-	1-2	-	0	1	17.7	99.3	179.9	278.1	21.5	190.0	133.8	332.3
1980	Howard Schnellenberger	9-3-0	-	-	4-1	4-2	1-0	18	18	3-2	-	1	3	24.3	168.6	172.9	341.5	15.8	123.8	137.7	257.0
1981	Howard Schnellenberger	9-2-0	-	-	6-0	3-2	0-0	8	-	2-3	-	3	8	22.2	122.8	249.1	371.9	13.2	105.8	172.4	278.3
1982	Howard Schnellenberger	7-4-0	-	-	5-1	2-3	0-0	-	-	1-3	-	0	7	21.9	143.0	179.0	322.0	13.9	146.0	145.0	262.0
1983	Howard Schnellenberger	11-1-0	-	-	5-0	5-1	1-0	1	1	3-0	-	1	7	26.1	136.4	233.2	269.6	11.3	106.4	243.0	259.4
1984	Jimmy Johnson	8-5-0	-	-	2-3	4-1	2-1	18	-	3-3	-	1	5	30.3	128.4	318.8	447.3	24.2	138.4	211.3	349.8
1985	Jimmy Johnson	10-2-0	-	-	4-1	4-0	2-1	9	8	2-2	-	1	4	33.8	143.2	318.3	461.5	16.3	110.5	183.3	239.7
1986	Jimmy Johnson	11-1-0	-	-	6-0	5-0	0-1	2	2	3-1	-	3	7	35.8	130.8	281.4	412.2	12.5	125.5	136.9	262.4
1987	Jimmy Johnson	12-0-0	-	-	7-0	4-0	1-0	1	1	6-0	-	2	12	34.3	159.8	232.4	392.2	10.4	96.9	147.1	244.0
1988	Jimmy Johnson	11-1-0	-	-	7-0	3-1	1-0	2	2	5-1	-	3	6	34.8	134.0	318.5	452.5	8.5	100.3	159.5	242.0
1989	Dennis Erickson	11-1-0	-	-	6-0	4-1	1-0	1	1	3-1	-	1	9	36.0	144.5	309.6	454.1	11.8	69.1	147.4	216.5
1990	Dennis Erickson	10-2-0	-	-	6-0	3-2	1-0	3	3	2-2	-	2	11	37.3	158.1	324.8	482.9	15.3	79.7	218.8	298.5
	Joined Big East Conference																				
1991	Dennis Erickson	12-0-0	2-0	1st	6-0	5-0	1-0	1	2	4-0	11	5	6	32.2	146.4	294.9	441.3	8.3	132.0	156.7	288.7
1992	Dennis Erickson	11-1-0	4-0	1st	6-0	5-0	0-1	3	3	4-1	14	4	9	30.8	120.5	316.0	436.5	13.4	101.6	169.2	207.8
1993	Dennis Erickson	9-3-0	6-1	2nd	6-0	3-2	0-1	6	15	2-3	9	1	2	27.6	168.4	261.7	430.1	13.9	117.9	137.6	255.8
1994	Dennis Erickson	10-2-0	7-0	1st	5-1	5-0	0-1	20	6	4-2	14	2	7	30.4	179.1	248.1	427.2	11.9	96.8	124.1	220.9
1995	Butch Davis	8-3-0	6-1	T1st	6-1	3-2	0-0	20	-	1-1	8	1	2	26.7	141.5	224.1	365.5	18.3	182.9	148.3	331.2
1996	Butch Davis	9-3	6-1	T1st	3-3	5-0	1-0	14	14	2-2	13	1	2	30.7	146.9	264.7	411.6	17.5	134.2	146.7	280.8
1997	Butch Davis	5-6	3-4	5th	3-3	2-3	0-0	-	-	0-4	5	0	8	28.5	170.0	222.2	392.2	25.9	219.9	177.3	397.2
1998	Butch Davis	9-3	5-2	2nd	4-2	4-1	1-0	20	21	2-2	8	0	3	37.3	202.9	248.5	451.5	24.8	135.6	238.4	374.0
1999	Butch Davis	9-4	6-1	2nd	5-1	2-3	2-0	15	15	2-3	12	2	5	31.1	173.9	230.5	404.4	15.9	109.4	192.3	301.7
2000	Butch Davis	11-1	7-0	1st	6-0	4-1	1-0	2	2	3-1	14	5	7	42.2	194.8	266.0	460.8	15.8	112.8	220.6	333.5
2001	Larry Coker	12-0	7-0	1st	6-0	5-0	1-0	1	1	5-0	18	6	11	42.6	196.8	259.5	456.3	9.75	138.1	131.8	269.9
2002	Larry Coker	12-1	7-0	1st	6-0	6-0	0-1	2	2	4-1	16	4	8	40.5	183.0	284.2	467.2	19.1	169.4	119.7	289.1
2003	Larry Coker	11-2	6-1	T1st	6-1	4-1	1-0	5	5	4-2	11	4	9	27.8	179.8	215.1	394.9	15.1	116.6	140.9	257.5
	Joined Atlantic Coast Conference																				
2004	Larry Coker	9-3	5-3	T3rd	4-2	4-1	1-0	11	11	4-1	2	2	5	31.7	131.0	234.3	365.3	17.0	155.0	173.1	328.1
2005	Larry Coker	9-3	6-2	2ndC	6-1	3-1	0-1	17	18	2-2	4	3	9	27.1	137.6	215.5	353.1	14.2	117.9	152.2	270.1
2006	Larry Coker	7-6	3-5	4thC	5-2	1-4	1-0	-	-	1-5	2	0	5	19.6	116.0	197.5	313.5	15.5	67.8	187.7	255.5
2007	Randy Shannon	5-7	2-6	5thC	4-3	1-4	0-0	-	-	1-4	1	0	3	20.6	145.6	169.5	315.1	26.0	133.8	212.7	345.9
2008	Randy Shannon	7-6	4-4	T3rdC	4-2	3-3	0-1	-	-	0-1	2	1	1	27.1	129.2	196.8	326.0	24.2	151.8	164.6	317.5
2009	Randy Shannon	9-4	5-3	3rdC	5-1	4-2	0-1	19	19	3-2	7	3	4	30.3	138.0	261.9	399.9	22.2	122.3	207.3	329.6
2010	Randy Shannon	7-6	5-3	2ndC	3-3	4-2	0-1	-	-	0-3	9	4	8	26.3	182.5	238.8	421.3	20.7	172.8	150.5	323.3
2011	Al Golden	*6-6	3-5	T4thC	4-3	2-3	0-0	-	-	2-1	3	2	6	26.5	145.7	232.2	377.8	20.1	161.9	198.0	359.9
2012	Al Golden	*7-5	5-3	T1stC	4-2	3-3	0-0	-	-	0-3	2	1	2	31.4	144.8	295.4	440.2	30.5	217.9	268.5	486.4
2013	Al Golden	9-4	5-3	T2ndC	6-1	3-2	0-1	-	-	0-2	2	1	3	33.8	160.3	265.5	425.8	26.8	176.5	249.8	426.4
2014	Al Golden	6-7	3-5	T5thC	5-2	1-4	0-1	-	-	0-1	8	3	7	29.2	180.4	249.9	430.3	24.3	138.2	191.4	329.6
2015	Al Golden	8-5	5-3	3rdC	5-1	3-3	0-1	-	-	1-3	7	0	2	27.8	119.9	277.1	397.0	28.2	201.0	203.8	404.8
	Larry Scott (coached final six games)																				
2016	Mark Richt	9-4	5-3	T2ndC	4-2	4-2	1-0	20	23	1-1	6	0	9	34.3	151.8	274.2	425.9	18.5	130.4	213.8	344.2
2017	Mark Richt	10-3	7-1	1stC	7-0	3-1	0-2	13	13	2-2	10	1	6	29.1	160.8	242.5	403.3	21.0	145.8	217.1	362.8
2018	Mark																				

Year	Coach	W-L	Conf.	Finish	Hm	Rd	Nu	Final AP	Final Coach	Vs. AP	All-Conf.	All-Am	NFL Draft	OFFENSE				DEFENSE			
														Pts	Rush	Pass	Total	Pts	Rush	Pass	Total
1953	George Barclay	4-6-0	2-3	T3rd	2-3	2-3	0-0	-	-	0-2	0	0	1	17.1	195.5	68.8	264.3	18.7	243.3	78.2	321.5
1954	George Barclay	4-5-1	4-2	3rd	3-2	1-3-1	0-0	-	-	0-2	1	0	1	14.0	185.0	72.5	257.5	22.2	205.6	77.0	284.3
1955	George Barclay	3-7-0	3-3	4th	1-4	1-3	1-0	-	-	0-3	1	0	3	11.7	128.4	57.3	185.7	21.8	206.9	107.6	314.5
1956	Jim Tatum	2-7-1	2-3-1	5th	1-3-1	1-4	0-0	-	-	0-3	2	0	3	9.9	187.7	65.8	253.5	18.3	246.9	82.9	329.8
1957	Jim Tatum	6-4-0	4-3	4th	3-3	3-1	0-0	-	-	2-1	2	0	3	14.2	147.4	59.9	201.6	12.9	175.0	73.1	248.1
1958	Jim Tatum	6-4-0	4-3	4th	3-2	3-2	0-0	-	-	0-0	4	2	7	19.5	182.0	137.8	319.8	10.9	134.9	104.8	239.7
1959	Jim Hickey	5-5-0	5-2	2nd	3-2	2-3	0-0	-	-	1-2	1	1	7	19.8	185.1	123.8	308.9	14.2	161.1	96.3	257.4
1960	Jim Hickey	3-7-0	2-5	6th	2-3	1-4	0-0	-	-	1-1	1	0	4	11.7	172.9	100.4	273.3	16.1	175.4	67.6	243.0
1961	Jim Hickey	5-5-0	4-3	2nd	3-2	2-3	0-0	-	-	1-1	2	0	2	12.1	137.7	88.0	225.7	14.1	147.4	95.7	243.1
1962	Jim Hickey	3-7-0	3-4	T4th	2-3	1-4	0-0	-	-	0-1	2	0	1	11.2	103.4	131.8	235.2	20.6	218.2	101.1	319.3
1963	Jim Hickey	9-2-0	6-1	1st	4-1	4-1	1-0	-	19	0-0	3	1	2	19.7	180.9	160.5	341.4	10.3	142.0	84.4	226.4
1964	Jim Hickey	5-5-0	4-3	T3rd	4-1	1-3	0-1	-	-	0-0	2	1	2	17.2	172.4	128.1	300.5	17.8	146.2	111.1	257.3
1965	Jim Hickey	4-6-0	3-3	T5th	2-3	2-3	0-0	-	-	0-2	3	0	1	14.6	154.5	127.8	282.3	19.5	168.3	164.5	332.8
1966	Jim Hickey	2-8-0	1-4	8th	1-4	1-4	0-0	-	-	1-1	0	0	2	9.0	106.4	158.3	264.7	19.6	196.5	108.1	304.6
1967	Bill Dooley	2-8-0	2-5	7th	1-4	1-4	0-0	-	-	0-0	1	0	1	10.4	145.2	116.4	261.6	18.2	212.8	112.9	325.7
1968	Bill Dooley	3-7-0	1-6	8th	2-3	1-4	0-0	-	-	1-0	0	0	1	17.8	174.1	153.5	327.6	27.2	234.7	152.9	387.6
1969	Bill Dooley	5-5-0	3-3	T3rd	4-1	1-4	0-0	-	-	0-1	4	1	0	20.0	261.5	104.7	366.2	16.4	108.5	153.3	261.8
1970	Bill Dooley	8-4-0	5-2	T2nd	5-1	3-2	0-1	-	-	1-1	3	1	2	33.8	285.2	126.0	411.2	22.7	95.3	165.1	260.4
1971	Bill Dooley	9-3-0	6-0	1st	4-1	5-1	0-1	-	18	0-2	9	0	2	25.9	264.7	100.3	365.0	13.2	134.5	143.9	278.4
1972	Bill Dooley	11-1-0	6-0	1st	6-0	3-1	2-0	12	14	0-1	7	2	1	26.5	244.0	124.6	368.6	16.5	159.3	159.0	318.3
1973	Bill Dooley	4-7-0	1-5	6th	3-3	1-4	0-0	-	-	0-2	4	0	3	22.0	225.5	130.7	356.2	24.2	208.4	125.9	334.3
1974	Bill Dooley	7-5-0	4-2	T2nd	6-0	1-4	0-1	-	-	2-0	5	2	3	30.9	265.9	160.5	426.5	23.0	257.3	106.8	364.1
1975	Bill Dooley	3-7-1	1-4-1	6th	1-5	2-2-1	0-0	-	-	0-2	1	0	1	18.8	224.2	114.0	338.2	24.7	255.5	134.4	389.8
1976	Bill Dooley	9-3-0	4-1	2nd	5-1	3-1	1-1	-	-	3-1	6	2	5	22.1	244.9	92.2	337.1	18.1	210.1	155.2	365.3
1977	Bill Dooley	8-3-1	5-0-1	1st	3-1-1	5-1	0-1	17	14	0-2-1	6	1	3	21.3	242.5	95.1	337.6	7.4	135.2	103.4	238.5
1978	Dick Crum	5-6-0	3-3	4th	3-3	2-3	0-0	-	-	0-3	3	1	3	18.1	195.6	145.7	341.4	19.8	194.9	136.6	292.1
1979	Dick Crum	8-3-1	3-3	5th	3-2-1	4-1	1-0	15	14	3-1	4	2	3	24.8	223.8	149.6	373.5	13.8	150.5	152.9	303.5
1980	Dick Crum	11-1-0	6-0	1st	7-0	3-1	1-0	10	9	1-1	9	4	6	25.5	270.6	94.6	365.3	11.2	125.5	131.0	256.5
1981	Dick Crum	10-2-0	5-1	2nd	4-2	5-0	1-0	9	8	0-1	7	1	3	31.3	274.5	141.3	415.7	11.2	110.3	185.7	296.0
1982	Dick Crum	8-4-0	3-3	T3rd	6-1	1-3	1-0	18	13	1-2	6	2	3	29.3	261.9	171.5	433.5	12.6	101.1	135.5	236.5
1983	Dick Crum	8-4-0	4-2	2nd	5-1	3-2	0-1	-	-	0-1	5	3	4	30.4	276.9	164.9	441.8	17.1	135.8	160.0	295.8
1984	Dick Crum	5-5-1	3-2-1	3rd	3-2-1	2-3	0-0	-	-	0-1-1	2	1	4	21.3	195.1	177.5	372.5	24.9	176.6	234.5	411.2
1985	Dick Crum	5-6-0	3-4	5th	3-3	2-3	0-0	-	-	0-2	4	0	4	20.4	135.0	191.4	326.4	20.3	159.5	196.2	355.6
1986	Dick Crum	7-4-1	5-2	2nd	4-1	3-2-1	0-1	-	-	0-3-1	4	2	1	25.8	252.5	183.5	436.0	22.6	151.4	235.7	387.1
1987	Dick Crum	5-6-0	3-4	6th	1-4	4-2	0-0	-	-	0-3	4	1	3	19.5	167.0	186.9	353.9	18.8	152.1	187.2	339.3
1988	Mack Brown	1-10-0	1-6	7th	1-5	0-5	0-0	-	-	0-4	2	1	3	19.7	198.5	135.4	333.9	35.5	230.9	231.8	462.7
1989	Mack Brown	1-10-0	0-7	8th	1-5	0-5	0-0	-	-	0-3	2	1	2	12.6	130.1	125.8	255.9	27.0	237.6	175.8	413.4
1990	Mack Brown	6-4-1	3-3-1	5th	4-2-1	2-2	0-0	-	-	0-2-1	1	1	1	20.6	161.9	143.1	305.0	16.9	122.6	206.5	329.1
1991	Mack Brown	7-4-0	3-4	5th	6-1	1-3	0-0	-	-	0-1	3	0	5	25.6	185.9	162.0	347.9	18.1	122.9	194.5	317.4
1992	Mack Brown	9-3-0	5-3	3rd	5-1	3-2	1-0	19	18	2-2	3	2	4	24.4	221.7	176.0	397.7	19.6	149.3	177.3	326.6
1993	Mack Brown	10-3-0	6-2	2nd	6-1	4-1	0-1	21	20	2-2	3	1	4	35.1	253.0	185.0	438.0	19.1	102.5	239.8	322.3
1994	Mack Brown	8-4-0	5-3	T3rd	5-1	3-2	0-1	-	21	1-2	2	1	5	31.2	226.9	180.5	407.5	21.1	115.2	204.1	319.3
1995	Mack Brown	7-5-0	4-4	5th	4-2	2-3	1-0	-	-	2-1	4	1	2	24.0	152.3	244.3	396.6	19.1	118.6	148.7	267.3
1996	Mack Brown	10-2	6-2	2nd	5-0	4-2	1-0	10	10	2-2	7	3	5	30.6	118.6	248.9	367.6	10.0	73.9	83.2	225.6
1997	Mack Brown	11-1	7-1	2nd	5-1	5-0	1-0	6	4	1-1	6	4	7	27.8	117.1	261.8	378.9	13.0	77.9	131.4	209.3
Carl Torbush (coached the bowl game)																					
1998	Carl Torbush	7-5	5-3	T4th	3-2	2-3	2-0	-	-	0-2	2	2	6	24.4	130.1	198.6	328.7	24.6	127.6	219.0	346.6
1999	Carl Torbush	3-8	2-6	T8th	1-5	1-3	1-0	-	-	0-2	2	1	1	16.9	144.1	132.5	276.6	24.7	190.7	183.3	374.0
2000	Carl Torbush	6-5	3-5	T5th	3-3	3-2	0-0	-	-	0-2	2	1	4	24.5	148.5	222.6	371.1	25.8	103.5	224.0	327.5
2001	John Bunting	8-5	5-3	3rd	5-1	2-4	1-0	-	-	2-3	2	2	6	26.8	127.5	239.3	366.8	21.8	124.8	180.5	305.3
2002	John Bunting	3-9	1-7	8th	0-6	3-3	0-0	-	-	0-3	1	0	1	18.6	102.5	266.6	369.1	35.1	221.2	231.2	452.4
2003	John Bunting	2-10	1-7	9th	1-5	1-5	0-0	-	-	0-1	0	0	4	26.4	150.4	243.9	394.3	38.2	227.0	278.2	505.2
2004	John Bunting	6-6	5-3	T3rd	4-2	2-3	0-1	-	-	1-6	1	0	3	26.6	176.2	214.4	390.7	31.8	218.4	228.1	446.5
2005	John Bunting	5-6	4-4	4thC	4-2	1-4	0-0	-	-	2-4	1	0	1	18.0	101.5	214.3	315.7	26.2	138.2	211.0	349.2
2006	John Bunting	3-9	2-6	5thC	2-5	1-4	0-0	-	-	0-5	0	0	0	18.0	113.3	179.7	293.0	30.5	172.8	195.5	368.2
2007	Butch Davis	4-8	3-5	4thC	4-2	0-6	0-0	-	-	0-3	0	0	2	21.2	99.2	226.2	325.3	24.5	142.5	207.2	349.8
2008	Butch Davis	*8-5	*4-4	T3rdC	5-2	3-2	0-1	-	-	2-0	5	4	5	27.7	122.6	198.8	321.4	27.7	139.4	226.0	365.4
2009	Butch Davis	*8-5	*4-4	4thC	5-2	3-2	0-1	-	-	2-1	7	5	2	23.8	132.8	174.9	307.8	17.1	95.6	174.0	269.6
2010	Butch Davis	8-5	4-4	T3rdC	3-3	4-1	1-1	-	-	1-3	7	2	9	25.3	125.7	264.0	389.7	23.2	125.6	212.9	338.5
2011	Everett Withers	7-6	3-5	T4thC	6-1	1-4	0-1	-	-	0-3	6	1	2	28.0	138.8	254.4	393.2	24.8	123.9	241.3	365.2
2012	Larry Fedora	**8-4	5-3	T1stC	6-1	2-3	0-0	-	-	0-1	11	2	5	40.0	193.8	291.8	485.6	25.7	142.7	246.9	389.6
2013	Larry Fedora	7-6	4-4	5thC	4-3	2-3	1-0	-	-	0-2	4	2	5	32.7	148.3	277.4	425.7	24.5	182.5	220.7	403.2
2014	Larry Fedora	6-7	4-4	T3rdC	4-2	2-4	0-1	-	-	0-1	3	0	0	33.2	151.8	278.0	429.8	39.0	240.5	257.4	497.8
2015	Larry Fedora	11-3	8-0	1stC	7-0	4-0	0-3	15	15	1-2	14	2	0	40.7	224.4	262.5	486.9	24.5	247.4	188.6	435.9
2016	Larry Fedora	8-5	5-3	T2ndC	4-2	4-1	0-2	-	-	2-3	7	1	6	32.3	145.8	293.2	439.0	24.9	227.3	180.8	408.1
2017	Larry Fedora	3-9	1-7	7																	

NC STATE - YEAR-BY-YEAR STATS



Year	Coach	W-L	Conf.	Finish	Hm	Rd	Nu	Final AP	Final Coach	Vs. AP	All-Conf.	All-Am	NFL Draft	OFFENSE				DEFENSE			
														Pts	Rush	Pass	Total	Pts	Rush	Pass	Total
1953	Horace Hendrickson	1-9-0	0-3	7th	1-3	0-6	0-0	-	-	0-2	0	0	1	8.0	98.3	66.8	165.1	26.3	242.4	84.3	326.7
1954	Earle Edwards	2-8-0	0-4	8th	1-3	1-5	0-0	-	-	0-2	0	0	0	10.4	130.9	64.6	195.5	19.3	201.3	81.6	284.9
1955	Earle Edwards	4-5-1	0-2-1	7th	1-3-1	3-1	0-1	-	-	0-0	0	0	1	20.6	177.0	78.9	255.9	19.3	200.4	80.9	281.3
1956	Earle Edwards	3-7-0	2-4	6th	1-3	2-3	0-1	-	-	0-0	0	0	1	9.4	162.4	79.8	242.2	16.9	251.5	53.0	304.5
1957	Earle Edwards	7-1-2	5-0-1	1st	1-1-1	5-0-1	1-0	15	20	0-0-1	2	1	3	15.5	186.8	50.2	237.0	6.7	152.8	83.6	236.4
1958	Earle Edwards	2-7-1	2-5	7th	0-2-1	2-4	0-1	-	-	1-0	2	0	3	12.0	174.6	69.2	243.8	16.0	163.4	105.8	269.2
1959	Earle Edwards	1-9-0	0-6	7th	0-4	0-5	1-0	-	-	0-0	0	0	3	11.7	111.6	128.8	240.4	20.1	168.2	98.0	266.2
1960	Earle Edwards	6-3-1	4-1-1	2nd	3-0	3-3-1	0-0	-	-	0-0	2	1	3	14.8	133.7	118.2	251.9	11.3	171.8	80.2	252.0
1961	Earle Edwards	4-6-0	3-4	T5th	2-1	1-5	1-0	-	-	0-1	2	1	4	12.9	123.7	96.6	220.3	14.9	192.8	78.4	271.2
1962	Earle Edwards	3-6-1	3-4	T4th	1-2	2-3-1	0-1	-	-	0-0	1	0	1	10.8	131.6	90.9	222.5	13.9	140.8	126.4	267.2
1963	Earle Edwards	8-3-0	6-1	T1st	3-0	4-2	1-1	-	-	0-0	3	1	2	17.6	160.8	160.5	341.4	9.1	139.5	89.5	229.0
1964	Earle Edwards	5-5-0	5-2	1st	3-0	2-5	0-0	-	-	0-1	3	0	1	11.9	152.3	74.6	226.9	19.4	190.4	102.5	292.9
1965	Earle Edwards	6-4-0	4-3	T1st	3-1	3-3	0-0	-	-	0-1	5	0	2	13.4	153.9	87.9	241.8	11.0	125.4	129.1	254.5
1966	Earle Edwards	5-5-0	5-2	2nd	3-2	2-2	0-1	-	-	0-2	7	1	4	19.1	168.3	119.1	287.4	16.8	140.9	134.0	274.9
1967	Earle Edwards	9-2-0	5-1	2nd	4-0	4-2	1-0	-	17	1-0	6	3	3	21.4	174.5	103.8	278.3	9.4	132.1	121.2	253.3
1968	Earle Edwards	6-4-0	6-1	1st	3-2	3-2	0-0	-	-	0-0	7	3	3	20.5	211.7	94.3	306.0	18.5	166.0	146.5	312.5
1969	Earle Edwards	3-6-1	3-2-1	2nd	1-3-1	2-3	0-0	-	-	0-2	5	0	1	18.3	188.9	61.7	250.6	20.1	171.5	124.8	296.3
1970	Earle Edwards	3-7-1	2-3-1	5th	2-1-1	0-6	1-0	-	-	0-0	2	0	1	8.2	129.9	68.1	198.0	16.3	202.9	127.8	330.7
1971	Al Michaels	3-8-0	2-4	6th	1-4	2-4	0-0	-	-	0-2	0	0	1	13.4	137.2	109.4	246.5	24.9	238.5	109.3	347.7
1972	Lou Holtz	8-3-1	4-1-1	2nd	5-0-1	2-3	1-0	17	-	1-1	7	0	0	32.7	224.7	207.8	432.5	20.6	180.5	152.5	333.0
1973	Lou Holtz	9-3-0	6-0	1st	5-0	3-3	1-0	16	-	1-2	5	1	4	33.2	272.3	137.6	409.9	21.2	217.6	119.8	337.5
1974	Lou Holtz	9-2-1	4-2	2nd	5-0	4-2	0-0-1	11	9	1-1	4	1	3	26.0	246.6	159.5	406.1	19.1	216.9	129.6	346.5
1975	Lou Holtz	7-4-1	2-2-1	3rd	5-1	2-2-1	0-1	-	-	2-0	7	2	2	22.7	217.9	142.1	360.0	17.9	267.7	70.5	338.2
1976	Bo Rein	3-7-1	2-3	5th	1-4-1	2-3	0-0	-	-	0-1	2	0	0	18.6	232.1	108.5	340.5	23.5	269.5	128.1	397.6
1977	Bo Rein	8-4-0	4-2	3rd	4-3	3-1	1-0	-	19	0-2	3	1	3	21.4	250.4	129.6	380.0	15.2	211.8	111.4	323.2
1978	Bo Rein	9-3-0	4-2	3rd	5-1	3-2	1-0	18	19	1-3	6	2	2	22.7	224.6	104.0	328.6	17.4	168.9	123.2	292.1
1979	Bo Rein	7-4-0	5-1	1st	4-2	3-2	0-0	-	-	0-1	4	2	5	23.5	226.9	108.0	334.9	19.4	206.9	101.3	308.2
1980	Monte Kiffin	6-5-0	3-3	3rd	5-1	1-4	0-0	-	-	0-3	2	0	2	20.2	216.0	115.5	331.5	19.3	153.3	167.7	321.0
1981	Monte Kiffin	4-7-0	2-4	5th	3-4	1-3	0-0	-	-	0-4	4	0	4	16.5	211.2	102.6	313.8	20.3	181.8	127.3	309.1
1982	Monte Kiffin	6-5-0	3-3	T4th	5-1	1-4	0-0	-	-	0-3	1	0	2	18.7	147.9	139.5	287.4	23.3	167.7	176.5	344.3
1983	Tom Reed	3-8-0	1-5	T6th	2-5	1-3	0-0	-	-	0-3	2	1	0	21.5	174.5	203.1	377.5	22.4	165.1	195.9	361.0
1984	Tom Reed	3-8-0	1-5	T6th	2-5	1-3	0-0	-	-	1-1	1	0	2	23.9	191.1	170.2	361.3	28.3	245.5	167.5	412.9
1985	Tom Reed	3-8-0	2-5	T6th	1-5	2-3	0-0	-	-	0-0	1	1	4	16.9	84.5	258.6	343.1	27.7	212.0	166.2	378.2
1986	Dick Sheridan	8-3-1	5-2	T2nd	6-0-1	2-2	0-1	-	-	3-0	4	1	2	27.6	160.0	198.5	358.5	22.6	173.4	228.6	402.0
1987	Dick Sheridan	4-7-0	4-3	T3rd	2-4	2-3	0-0	-	-	1-2	2	0	1	19.3	125.4	171.4	296.7	27.5	174.5	208.7	383.3
1988	Dick Sheridan	8-3-1	4-2-1	3rd	5-1-1	2-2	1-0	-	17	1-1	5	1	2	25.8	149.7	209.4	359.1	12.9	103.6	160.6	264.3
1989	Dick Sheridan	7-5-0	4-3	T4th	5-2	2-2	0-1	-	-	1-1	2	1	2	25.5	149.6	254.4	404.0	19.4	136.6	167.8	304.5
1990	Dick Sheridan	7-5-0	3-4	6th	5-1	1-4	1-0	-	-	1-2	1	1	5	24.3	164.7	162.4	327.1	14.7	109.6	168.0	277.6
1991	Dick Sheridan	9-3-0	5-2	T2nd	6-1	3-1	0-1	24	-	2-3	2	0	4	24.5	163.1	188.7	351.8	16.8	122.6	181.5	304.2
1992	Dick Sheridan	9-3-1	6-2	2nd	5-1	2-2-1	1-1	17	17	3-3	7	2	3	27.1	205.3	189.4	394.8	15.3	164.8	208.5	356.0
1993	Mike O'Cain	7-5-0	4-4	5th	5-1	2-3	0-1	-	-	1-2	4	0	3	24.6	154.2	242.9	397.1	25.9	193.9	220.4	414.3
1994	Mike O'Cain	9-3-0	6-2	2nd	5-1	3-2	1-0	17	17	4-2	3	1	4	25.2	192.0	193.2	385.2	22.8	135.6	189.1	324.0
1995	Mike O'Cain	3-8-0	2-6	7th	1-5	2-3	0-0	-	-	0-3	0	0	0	23.6	143.7	224.3	368.0	32.2	190.6	231.0	421.6
1996	Mike O'Cain	3-8	3-5	T6th	2-3	1-4	0-1	-	-	0-4	1	1	1	24.4	140.0	213.1	353.1	36.5	227.4	200.5	427.8
1997	Mike O'Cain	6-5	3-5	T6th	4-2	2-3	0-0	-	-	1-4	3	0	2	29.5	178.8	222.5	401.3	24.4	130.9	248.9	379.8
1998	Mike O'Cain	7-5	5-3	T4th	5-1	2-2	0-2	-	-	2-2	3	2	2	31.2	133.6	309.2	442.8	27.8	168.0	206.5	374.5
1999	Mike O'Cain	6-6	3-5	T5th	4-1	2-4	0-1	-	-	1-3	1	0	2	20.3	113.4	211.4	324.8	25.2	157.3	202.2	359.4
2000	Chuck Amato	8-4	4-4	5th	5-1	2-3	1-0	-	-	0-2	3	1	2	31.0	103.8	292.5	396.4	28.0	191.0	184.5	375.5
2001	Chuck Amato	7-5	4-4	T4th	3-3	4-1	0-1	-	-	1-3	2	1	2	27.3	111.6	246.5	358.2	20.3	142.0	217.3	359.3
2002	Chuck Amato	11-3	5-3	4th	6-1	4-2	1-0	12	11	1-1	9	2	2	32.9	144.1	247.7	391.8	17.0	125.3	175.5	300.8
2003	Chuck Amato	8-5	4-4	T4th	6-1	1-4	1-0	-	-	0-2	4	1	2	37.6	100.8	352.3	453.2	29.6	136.9	284.1	421.0
2004	Chuck Amato	5-6	3-5	T8th	2-4	2-2	1-0	-	-	0-3	1	0	3	24.0	147.0	202.0	349.0	19.8	102.4	119.0	221.4
2005	Chuck Amato	7-5	3-5	4thA	4-3	2-2	1-0	-	-	2-2	3	1	6	20.8	124.4	190.2	314.6	17.7	107.2	191.5	298.7
2006	Chuck Amato	3-9	2-6	6thA	3-4	0-5	0-0	-	-	2-1	2	0	3	17.5	119.7	182.3	302.0	21.8	151.5	166.7	318.2
2007	Tom O'Brien	5-7	3-5	T5thA	3-4	2-3	0-0	-	-	1-1	0	1	2	20.8	89.2	245.7	334.9	28.2	186.4	207.5	393.9
2008	Tom O'Brien	6-7	4-4	T3rdA	4-3	2-3	0-1	-	-	2-1	1	1	2	23.5	123.2	206.0	329.2	26.3	142.2	248.7	390.9
2009	Tom O'Brien	5-7	2-6	5thA	5-3	0-4	0-0	-	-	1-2	2	0	2	30.3	120.9	272.9	393.8	31.2	139.1	222.2	361.2
2010	Tom O'Brien	9-4	5-3	T2ndA	5-1	3-3	1-0	25	25	2-0	4	2	1	31.8	123.3	281.2	404.5	21.3	114.3	225.1	339.4
2011	Tom O'Brien	8-5	4-4	4thA	6-1	1-4	1-0	-	-	1-1	4	1	5	28.2	104.8	240.0	344.8	24.7	131.2	223.7	354.9
2012	Tom O'Brien	7-6	4-4	3rdA	5-1	2-3	0-2	-	-	1-1	3	0	3	28.1	111.1	310.1	421.2	25.6	154.8	249.9	404.7
2013	Dave Doeren	3-9	0-8	7thA	3-5	0-4	0-0	-	-	0-2	0	0	1	22.8	162.7	240.8	403.5	30.2	180.2	219.2	399.4
2014	Dave Doeren	8-5	3-5	5thA	4-3	3-2	1-0	-	-	0-1	1	0	0	30.2	204.5	204.0	408.5	27.0	168.4	204.7	373.1
2015	Dave Doeren	7-6	3-5	4thA	3-3	4-2	0-1	-	-	0-3	3	2	3	33.2	202.5	210.8	413.3	25.8	147.5	203.2	350.7
2016	Dave Doeren	7-6	3-5	T4thA	4-3	2-3	1-0	-	-	0-3	3	1	3	27.0	156.2	260.5	416.7	22.8	108.6	244.2	352.8
2017	Dave Doeren	9-4	6-2	2ndA	5-1	3-2	1-1	23	23	2-2	8	5	7	32.2	176.4	275.4	451.8	25.			

Year	Coach	W-L	Conf.	Finish	Hm	Rd	Nu	Final AP	Final Coach	Vs. AP	All-Conf.	All-Am	NFL Draft	Pts	OFFENSE			DEFENSE			
															Rush	Pass	Total	Pts	Rush	Pass	Total
1953	Lowell P. Dawson.	3-5-1	-	-	2-2-1	1-3	0-0	-	-	0-3-1	-	0	4	15.9	187.4	53.0	240.4	15.3	139.3	100.2	239.5
1954	Lowell P. Dawson/ Tom Hamilton (coached the final six games)	4-5	-	-	2-3	2-2	-	-	-	2-3	-	0	6	9.2	161.9	56.9	218.8	20.9	178.8	102.6	281.3
1955	John Michelosen	7-4	-	-	4-1	3-2	0-1	11	11	2-3	-	0	6	16.4	205.6	54.9	260.5	11.1	147.0	66.8	213.8
1956	John Michelosen	7-3-1	-	-	5-0-1	2-2	0-1	13	12	2-2	-	1	8	14.2	219.1	65.1	284.2	10.8	152.3	62.4	214.6
1957	John Michelosen	4-6	-	-	2-3	2-3	0-0	-	-	0-3	-	0	4	13.4	175.4	104.7	280.1	15.7	167.3	82.8	250.1
1958	John Michelosen	5-4-1	-	-	3-1-1	2-3	0-0	-	-	1-1-1	-	1	4	16.3	167.9	135.1	303.3	13.8	91.3	104.8	196.1
1959	John Michelosen	6-4	-	-	4-2	2-2	0-0	20	-	0-4	-	0	0	14.8	179.4	72.2	251.6	16.4	128.9	127.8	256.7
1960	John Michelosen	4-3-3	-	-	2-1-2	2-2-1	0-0	-	-	1-0-1	-	1	8	13.4	159.2	80.1	239.3	7.7	144.9	101.1	246.0
1961	John Michelosen	3-7	-	-	2-4	1-3	0-0	-	-	1-2	-	0	3	14.5	159.6	83.8	243.4	20.9	178.0	126.2	304.2
1962	John Michelosen	5-5	-	-	2-3	3-2	0-0	-	-	2-2	-	0	6	14.2	183.6	74.2	257.8	18.5	137.1	148.0	285.1
1963	John Michelosen	9-1	-	-	5-0	4-1	0-0	4	3	2-1	-	2	5	23.6	230.2	147.0	377.2	13.0	97.0	124.9	221.9
1964	John Michelosen	3-5-2	-	-	2-1-1	1-4-1	0-0	-	-	0-1	-	0	2	15.2	185.5	91.0	276.5	15.4	122.3	87.7	210.0
1965	John Michelosen	3-7	-	-	3-2	0-5	0-0	-	-	0-2	-	0	5	17.3	100.9	206.5	307.4	31.1	212.6	157.5	370.1
1966	David R. Hart	1-9	-	-	1-3	0-6	0-0	-	-	0-2	-	0	1	10.5	73.7	147.6	221.3	32.6	211.3	135.3	346.6
1967	David R. Hart	1-9	-	-	0-6	1-3	0-0	-	-	0-3	-	0	2	7.3	88.8	133.5	222.3	29.5	225.0	138.7	363.7
1968	David R. Hart	1-9	-	-	1-4	0-5	0-0	-	-	0-4	-	0	1	9.9	74.4	188.3	262.7	39.3	238.5	199.0	437.5
1969	Carl A. DePasqua	4-6	-	-	2-3	2-3	0-0	-	-	0-4	-	0	2	16.6	155.3	143.8	299.1	28.7	179.8	161.1	340.9
1970	Carl A. DePasqua	5-5	-	-	3-2	2-3	0-0	-	-	0-3	-	0	6	17.9	148.1	154.6	302.7	24.5	223.9	132.2	356.1
1971	Carl A. DePasqua	3-8	-	-	2-3	1-5	0-0	-	-	1-3	-	0	5	19.6	175.0	162.3	337.3	35.3	218.8	146.0	364.8
1972	Carl A. DePasqua	1-10	-	-	1-4	0-6	0-0	-	-	0-4	-	0	2	17.5	144.7	157.0	301.7	31.8	207.2	150.1	357.3
1973	John Majors	6-5-1	-	-	2-3	4-1-1	0-1	-	-	0-3	-	1	3	18.8	217.7	99.4	317.1	17.6	169.9	94.3	264.2
1974	John Majors	7-4	-	-	3-2	4-2	0-0	-	-	0-3	-	2	2	20.6	198.2	115.6	313.8	18.4	226.7	109.8	336.5
1975	John Majors	8-4	-	-	3-2	4-2	1-0	15	T-13	2-2	-	1	2	27.0	275.1	98.5	373.6	13.4	185.2	98.3	283.5
1976	John Majors	12-0	-	-	6-0	5-0	1-0	1	1	3-0	-	2	5	31.8	290.5	113.6	404.1	11.1	114.8	110.2	225.0
1977	Jackie Sherrill	9-2-1	-	-	4-2	3-0-1	2-0	8	7	1-2-1	-	4	8	35.7	199.0	197.3	396.3	11.2	131.1	131.3	262.4
1978	Jackie Sherrill	8-4	-	-	5-0	3-3	0-1	-	-	0-2	-	2	5	21.9	165.7	158.1	323.8	15.6	120.8	130.7	251.5
1979	Jackie Sherrill	11-1	-	-	5-0	5-1	1-0	7	6	3-0	-	1	1	24.3	146.3	214.6	360.9	9.7	105.3	114.1	219.3
1980	Jackie Sherrill	11-1	-	-	5-0	5-1	1-0	2	2	2-1	-	2	12	31.7	144.6	265.4	410.0	10.8	69.4	142.5	212.0
1981	Jackie Sherrill	11-1	-	-	5-1	5-0	1-0	4	2	2-1	-	4	3	32.1	173.5	240.3	413.8	13.3	68.9	155.8	224.8
1982	Serafino Fazio	9-3	-	-	5-1	4-1	0-1	10	9	3-2	-	3	9	25.0	171.0	203.5	374.4	11.6	98.5	146.1	244.1
1983	Serafino Fazio	8-3-1	-	-	4-0-1	4-2	0-1	18	19	1-2	-	1	6	24.0	195.3	180.9	376.3	13.8	123.5	166.3	289.8
1984	Serafino Fazio	3-7-1	-	-	2-3-1	1-4	0-0	-	-	0-3	-	1	5	16.2	157.8	161.2	319.0	22.4	140.6	202.2	342.8
1985	Serafino Fazio	5-5-1	-	-	3-3	2-2-1	0-0	-	-	0-2	-	0	2	18.4	202.4	129.2	331.6	17.0	103.3	207.6	310.9
1986	Mike Gottfried	5-5-1	-	-	3-3	2-2-1	0-0	-	-	0-2	-	2	4	23.0	131.6	201.1	371.8	19.0	93.4	183.6	276.9
1987	Mike Gottfried	8-4	-	-	4-3	4-0	0-1	-	-	2-1	-	2	7	19.2	197.8	143.2	341.0	12.2	117.2	136.8	253.9
1988	Mike Gottfried	6-5	-	-	5-2	1-3	0-0	-	-	1-3	-	2	6	27.3	253.1	161.2	419.4	16.6	135.3	118.9	254.2
1989	Gottfried/Hackett	8-3-1	-	-	4-2	2-1-1	2-0	17	19	2-3-1	-	1	7	27.8	179.8	242.6	422.3	22.3	135.2	196.8	332.0
1990	Paul Hackett	3-7-1	-	-	3-4	0-3-1	0-0	-	-	0-4	-	1	4	21.8	139.2	233.3	372.5	26.6	203.3	194.4	397.6
Joined Big East Conference																					
1991	Paul Hackett	6-5-0	3-2	4th	4-2	2-3	0-0	-	-	0-4	8	0	6	22.2	139.8	255.4	395.2	21.9	172.4	184.5	356.8
1992	Paul Hackett	3-9-0	1-3	6th	2-4	1-5	0-0	-	-	0-3	3	0	1	24.1	162.2	290.2	452.3	35.8	219.4	191.6	411.0
<i>Sal Sunseri (coached the final game)</i>																					
1993	John Majors	3-8-0	2-5	6th	0-6	3-2	0-0	-	-	0-7	5	0	0	15.3	128.2	128.3	256.5	33.0	239.9	234.8	474.4
1994	John Majors	3-8-0	2-5	7th	3-3	0-5	0-0	-	-	0-5	4	1	3	22.4	172.8	208.6	381.5	27.9	172.4	243.6	416.0
1995	John Majors	2-9-0	0-7	8th	2-4	0-5	0-0	-	-	0-3	5	0	3	19.7	117.0	201.5	318.5	30.8	158.5	250.0	408.5
1996	John Majors	4-7	3-4	5th	4-2	0-5	0-0	-	-	0-3	1	0	0	19.4	139.1	145.5	284.6	39.1	234.1	223.5	457.5
1997	Walt Harris	6-6	4-3	T-3rd	3-2	3-3	0-1	-	-	2-3	7	0	0	27.8	148.5	254.8	403.4	29.5	163.8	256.4	420.2
1998	Walt Harris	2-9	0-7	8th	2-5	0-4	0-0	-	-	0-4	3	0	0	21.3	115.8	206.0	321.8	30.4	146.4	201.9	348.3
1999	Walt Harris	5-6	2-5	T-6th	4-3	1-3	0-0	-	-	0-4	6	0	1	25.5	119.6	240.4	360.0	25.3	142.8	255.7	398.5
2000	Walt Harris	7-5	4-3	T-3rd	5-1	2-3	0-1	-	-	0-2	5	1	1	24.7	129.6	269.5	399.1	20.6	99.7	226.0	325.7
2001	Walt Harris	7-5	4-3	T-3rd	3-3	3-2	1-0	-	-	1-1	4	0	3	24.7	123.4	221.3	344.6	20.4	118.8	165.8	284.6
2002	Walt Harris	9-4	5-2	3rd	5-2	3-2	1-0	19	18	1-4	8	0	3	25.5	143.1	215.1	358.2	17.8	117.5	178.5	296.0
2003	Walt Harris	8-5	5-2	3rd	4-2	4-2	0-1	-	-	1-1	5	1	6	29.9	117.5	288.2	405.7	23.9	185.0	217.6	402.6
2004	Walt Harris	8-4	4-2	T-1st	5-1	3-2	0-1	25	-	2-1	10	0	1	27.1	97.8	260.1	357.8	24.0	140.2	255.2	395.4
2005	Dave Wannstedt	5-6	4-3	T-3rd	5-1	0-5	0-0	-	-	0-2	8	0	2	24.3	116.8	219.0	335.8	22.1	185.2	152.8	338.0
2006	Dave Wannstedt	6-6	2-5	6th	3-4	3-2	0-0	-	-	0-3	5	1	3	31.8	123.0	249.2	372.2	22.8	181.2	181.8	363.1
2007	Dave Wannstedt	5-7	3-4	T-5th	4-3	1-4	0-0	-	-	2-0	4	0	3	22.8	141.4	178.1	319.5	24.3	130.4	167.2	297.7
2008	Dave Wannstedt	9-4	5-2	T-2nd	4-2	5-1	0-1	-	-	1-2	7	1	4	27.1	139.1	203.4	342.5	21.5	124.2	193.0	317.2
2009	Dave Wannstedt	10-3	5-2	T-2nd	6-1	3-2	1-0	15	15	0-1	14	1	2	32.1	180.3	211.3	391.6	19.8	106.3	213.0	319.3
2010	Dave Wannstedt Phil Bennett (coached the bowl game)	8-5	5-2	T-1st	4-2	3-3	1-0	-	-	0-2	7	1	5	26.3	165.7	201.2	366.9	19.0	120.0	185.1	305.1

SYRACUSE - YEAR-BY-YEAR STATS



Year	Coach	W-L	Conf.	Finish	Hm	Rd	Nu	Final AP	Final Coach	Vs. AP	All-Conf.	All-Am	NFL Draft	OFFENSE				DEFENSE				
														Pts	Rush	Pass	Total	Pts	Rush	Pass	Total	
1953	Ben Schwartzwalder	5-3-1	-	-	3-0-1	2-3	0-0	-	-	0-1	-	1	7	21.8	168.2	146.6	314.8	11.0	102.2	94.3	196.5	
1954	Ben Schwartzwalder	4-4	-	-	3-1	1-3	0-0	-	-	0-1	-	-	6	16.8	230.1	37.6	267.7	18.3	121.4	82.4	229.3	
1955	Ben Schwartzwalder	5-3	-	-	2-2	3-1	0-0	-	-	3-1	-	-	1	22.5	181.8	68.6	250.5	16.2	159.3	66.6	226.2	
1956	Ben Schwartzwalder	7-2	-	-	5-0	2-1	0-1	8	-	3-2	-	1	1	22.5	248.6	66.3	315.0	9.8	150.3	107.8	258.2	
1957	Ben Schwartzwalder	5-3-1	-	-	2-2-1	3-1	0-0	-	-	-	-	-	4	20.3	175.3	121.7	297.1	10.7	123.0	134.2	257.2	
1958	Ben Schwartzwalder	8-2	-	-	5-0	3-1	0-1	9	-	1-1	-	1	6	26.4	221.8	102.8	324.7	5.9	94.3	113.1	207.4	
1959	Ben Schwartzwalder	11-0	-	-	5-0	5-0	1-0	1	-	3-1	-	3	6	35.4	313.6	137.9	451.5	5.3	21.4	85.4	106.8	
1960	Ben Schwartzwalder	7-2	-	-	3-1	4-1	0-0	19	-	2-0	-	1	4	22.5	256.5	71.1	327.6	8.2	115.8	57.3	173.2	
1961	Ben Schwartzwalder	8-3	-	-	4-0	3-0	1-0	14	-	1-2	-	1	7	23.0	208.4	114.3	322.7	10.6	137.4	103.6	241	
1962	Ben Schwartzwalder	5-5	-	-	3-1	2-4	0-0	-	-	1-1	-	-	6	19.5	211.1	66.4	277.5	11.0	106.3	82.6	188.9	
1963	Ben Schwartzwalder	8-2	-	-	6-0	2-2	0-0	-	-	0-1	-	-	4	25.5	223.1	97.6	320.7	10.1	93.8	129.9	223.7	
1964	Ben Schwartzwalder	7-4	-	-	4-0	3-3	0-0	-	-	1-2	-	2	6	23.1	251.0	57.5	308.5	13.1	86.1	99.8	185.9	
1965	Ben Schwartzwalder	7-3	-	-	3-2	3-1	1-0	-	-	-	-	3	3	27.3	239.0	59.4	298.4	14.6	133.2	118.9	252.1	
1966	Ben Schwartzwalder	8-3	-	-	4-1	4-1	0-1	-	-	0-2	-	3	3	23.0	197.2	92.5	289.7	12.5	73.8	143.4	192.1	
1967	Ben Schwartzwalder	8-2	-	-	4-1	4-1	0-0	-	-	1-0	-	1	1	21.0	229.8	123.0	352.8	12.7	54.8	137.3	192.1	
1968	Ben Schwartzwalder	6-4	-	-	5-0	1-4	0-0	-	-	1-2	-	1	1	25.2	201.8	152.0	353.8	15.4	107.8	127.6	235.4	
1969	Ben Schwartzwalder	5-5	-	-	2-3	3-2	0-0	-	-	0-2	-	-	1	16.9	196.4	113.8	310.2	12.6	115.4	108.2	223.6	
1970	Ben Schwartzwalder	6-4	-	-	4-1	2-3	0-0	-	-	1-1	-	1	2	24.8	196.8	87.1	283.9	20.8	137.7	158.7	296.4	
1971	Ben Schwartzwalder	5-5-1	-	-	2-3-1	3-3	0-0	-	-	0-1	-	1	1	17.9	174.5	122.0	296.5	16.2	149.8	139.3	289.1	
1972	Ben Schwartzwalder	5-6	-	-	5-1	0-5	0-0	-	-	0-1	-	-	3	12.8	190.1	98.9	289.1	20.8	139.1	146.5	228.4	
1973	Ben Schwartzwalder	2-9	-	-	1-6	1-3	0-0	-	-	0-1	-	-	3	11.7	168.1	100.4	268.5	26.1	206.7	128.5	335.2	
1974	Frank Maloney	2-9	-	-	2-4	0-5	0-0	-	-	0-2	-	-	2	11.0	155.9	85.8	241.7	11.5	270.9	123.8	394.7	
1975	Frank Maloney	6-5	-	-	4-2	2-3	0-0	-	-	1-1	-	1	-	15.8	167.5	102.9	270.4	16.5	159.1	142.2	301.4	
1976	Frank Maloney	3-8	-	-	3-3	0-5	0-0	-	-	0-2	-	-	3	14.0	183.6	74.1	257.7	23.9	255.1	101.5	356.7	
1977	Frank Maloney	6-5	-	-	4-2	2-3	0-0	-	-	0-2	-	-	2	19.8	211.7	135.2	346.9	21.2	180.4	177.2	357.7	
1978	Frank Maloney	3-8	-	-	1-4	2-4	0-0	-	-	1-4	-	-	1	17.4	225.4	60.5	285.9	26.8	203.2	189.9	393.1	
1979	Frank Maloney	7-5	-	-	3-2	3-3	1-0	-	-	0-1	-	1	1	24.4	279.2	128.7	407.9	23.8	205.2	153.6	358.9	
1980	Frank Maloney	5-6	-	-	4-3	1-3	0-0	-	-	0-3	-	-	3	18.8	224.1	106.4	330.5	20.1	187.8	167.0	354.8	
1981	Dick MacPherson	4-6-1	-	-	4-2	0-4-1	0-0	-	-	0-2	-	1	2	22.5	185.6	133.0	318.6	24.0	183.6	206.3	390	
1982	Dick MacPherson	2-9	-	-	1-5	1-4	0-0	-	-	0-3	-	1	3	14.4	162.5	135.3	297.7	22.1	177.2	181.2	358.4	
1983	Dick MacPherson	6-5	-	-	5-2	1-3	0-0	-	-	2-2	-	-	1	16.1	146.8	142.0	288.8	18.1	154.2	168.1	322.3	
1984	Dick MacPherson	6-5	-	-	4-1	2-5	0-0	-	-	1-2	-	1	2	16.1	125.4	125.8	251.1	18.1	125.7	119.3	251.1	
1985	Dick MacPherson	7-5	-	-	4-2	3-2	0-1	-	-	0-2	-	1	3	22.1	172.3	174.5	346.7	13.3	99.9	250.1	350	
1986	Dick MacPherson	5-6	-	-	3-3	2-3	0-0	-	-	0-1	-	-	5	21.9	154.1	174.9	329.0	24.1	123.0	162.2	285.2	
1987	Dick MacPherson	11-0-1	-	-	6-0	5-0	0-0-1	4	-	1-0-1	-	2	3	30.2	211.4	228.9	440.3	12.7	123.0	162.3	285.3	
1988	Dick MacPherson	10-2	-	-	6-0	3-2	1-0	13	-	1-1	-	-	6	26.5	164.1	194.7	358.8	14.9	161.8	130.8	292.6	
1989	Dick MacPherson	8-4	-	-	3-3	2-1	3-0	-	-	0-3	-	1	6	22.2	155.7	241.2	398.2	18.6	172.5	158.1	330.6	
1990	Dick MacPherson	7-4-2	-	-	2-1-2	4-2	1-1	-	-	0-2-2	-	2	6	24.1	190.4	206.8	397.2	16.3	154.1	202.3	356.4	
Charter member of the Big East Conference																						
1991	Paul Pasqualoni	10-2	-	-	5-1	4-1	1-0	11	-	3-1	-	1	3	24.7	365.1	189.7	364.9	15.2	107.8	219.8	327.6	
1992	Paul Pasqualoni	10-2	-	-	4-2	5-0	1-0	6	-	3-2	-	1	1	26.1	220.5	213.0	433.5	15.2	91.5	245.1	336.6	
1993	Paul Pasqualoni	6-4-1	-	-	3-2	3-2-1	0-0	-	-	0-2	-	1	2	25.5	152.6	239.9	392.5	26.1	195.6	183.1	378.8	
1994	Paul Pasqualoni	7-4	-	-	5-2	2-2	0-0	-	-	1-3	-	-	2	23.2	200.9	147.9	348.8	23.5	162.2	235.5	397.6	
1995	Paul Pasqualoni	9-3	-	-	5-1	3-2	1-0	19	-	2-1	-	2	2	27.8	193.1	186.1	379.2	17.7	149.2	229.3	378.5	
1996	Paul Pasqualoni	9-3	-	-	5-2	3-1	1-0	22	-	3-2	-	1	1	33.9	195.3	182.2	337.5	15.9	158.9	226.9	385.5	
1997	Paul Pasqualoni	9-4	-	-	5-1	3-2	1-1	21	-	2-2	-	1	2	32.5	201.4	225.8	427.3	14.6	109.8	196.8	290.2	
1998	Paul Pasqualoni	8-4	-	-	6-1	2-2	0-1	25	-	3-2	-	1	5	39.0	220.1	200.8	420.9	22.4	141.8	194.8	336.6	
1999	Paul Pasqualoni	7-5	-	-	4-2	2-3	1-0	-	-	0-2	-	-	3	23.3	164.6	171.2	335.8	20.2	116.7	184.5	301.2	
2000	Paul Pasqualoni	6-5	-	-	4-2	2-3	0-0	-	-	0-2	-	-	2	26.7	207.2	171.0	378.2	19.2	135.8	176.1	311.9	
2001	Paul Pasqualoni	10-3	-	-	6-0	4-2	0-1	14	-	2-3	-	1	4	23.6	174.7	154.8	329.4	18.7	170.2	189.0	359.2	
2002	Paul Pasqualoni	4-8	-	-	3-3	1-5	0-0	-	-	1-1	-	-	2	28.9	188.8	187.7	376.4	33.8	171.9	303.8	475.7	
2003	Paul Pasqualoni	6-6	-	-	5-2	1-4	0-0	-	-	0-3	-	-	2	26.6	189.4	180.3	369.8	24.2	138.2	222.2	360.3	
2004	Paul Pasqualoni	6-6	-	-	4-1	2-5	0-0	-	-	1-4	-	-	3	23.9	178.8	170.2	349.0	28.6	186.7	240.2	426.8	
2005	Greg Robinson	1-10	-	-	1-5	0-5	0-0	-	-	0-4	-	-	1	13.8	106.5	150.8	257.4	26.8	187.3	185.5	372.7	
2006	Greg Robinson	4-8	-	-	3-3	1-5	0-0	-	-	0-4	-	-	4	17.4	106.9	157.1	264.0	24.5	207.8	260.9	468.7	
2007	Greg Robinson	1-10	-	-	1-6	1-4	0-0	-	-	1-3	-	-	2	16.4	62.8	229.2	291.9	34.8	207.8	260.9	468.7	
2008	Greg Robinson	3-9	-	-	2-4	1-5	0-0	-	-	0-3	-	1	-	18.1	148.7	121.5	270.2	32.6	189.4	225.1	414.5	
2009	Doug Marrone	4-8	-	-	4-4	0-4	0-0	-	-	1-3	-	-	2	21.1	126.5	203.8	330.4	27.9	101.8	235.2	337.0	
2010	Doug Marrone	8-5	-	-	3-4	4-1	1-0	-	-	1-0	-	-	1	22.1	140.2	182.7	332.8	19.3	136.2	165.3	601.5	
2011	Doug Marrone	5-7	-	-	4-3	1-4	0-0	-	-	1-0	-	-	2	24.2	119.6	248.4	370.7	28.5	128.2	258.2	386.4	
2012	Doug Marrone	8-5	-	-	4-2	3-3	1-0	-	-	-	-	1	2	30.0	187.0	289.0	476.0	24.8	144.7	234.2	378.8	
Joined Atlantic Coast Conference																						
2013	Scott Shafer	7-6	4-4	T3rdA	4-2	2-3	1-1	-	-	0-2	0	0	2	22.7	194.8	182.0	376.8	25.4	137.4	229.8	367.2	
2014	Scott Shafer	3-9	1-7	T6thA	1-5	2-3	0-1	-	-	0-4	2	0	0	17.1	145.8	184.1	329.9	24.3	139.2	209.9	349.2	
2015	Scott Shafer	4-8	2-6	5thA	4-3	0-5	0-0	-	-	0-4	3	0	1	27.2	163.2	156.6	319.9	31.0	181.8	256.7	438.5	
2016	Dino Babers	4-8	2-6	T6thA	2-4	2-3	0-1	-	-	1-3	4	2	0	25.7	119.6	321.2	440.8	38.6	225.0	276.1	501.1	
2017	Dino Babers	4-8	2-6	7thA	4-3	0-5	0-0	-	-	1-2	4	1	1	27.4	161.5	294.8	456.3	32.2	196.7	247.3	444.0	
2018	Dino Babers	10-3	6-2	2ndA	6-0	3-2	1-1	15	15	2-2	9	2	1	40.2	200.1	264.7	464.8	27.0	162.5	264.1	426.5	
2019	Dino Babers	5-7	2-6	6thA	3-3	2-4	0-0	-	-	0-1	5	1	2	28.2	154.0	240.6	394.6	30.7	201.6	262.5	464.1	
2020	Dino Babers	1-10</																				

Year	Coach	W-L	Conf.	Finish	Hm	Rd	Nu	Final AP	Final Coach	Vs. AP	All-Conf.	All-Am	NFL Draft	Pts	OFFENSE			DEFENSE			
															Rush	Pass	Total	Pts	Rush	Pass	Total
1953	Ned McDonald	1-8-0	--	--	0-4	0-3	1-1	-	-	0-0	0	0	1								
1954	Ned McDonald	3-6-0	0-2	7th	3-2	0-3	0-1	-	-	0-4	0	0	0	12.6	129.8	77.3	207.1	18.0	225.7	88.1	313.8
1955	Ned McDonald	1-9-0	0-4	8th	1-4	0-3	0-2	-	-	0-0	0	0	2	9.6	191.7	47.4	239.1	20.1	164.7	95.9	260.6
1956	Ben Martin	3-7-0	1-4	8th	2-3	1-1	0-3	-	-	0-3	2	0	2	9.2	147.5	91.9	239.4	16.7	182.0	88.3	270.3
1957	Ben Martin	3-6-1	2-4	6th	0-4	2-2-1	1-0	-	-	0-2	1	1	4	11.7	154.6	93.8	238.4	16.4	213.4	74.8	298.3
1958	Dick Voris	1-9-0	1-5	8th	1-3	0-4	0-2	-	-	0-3	0	0	0	8.9	99.0	138.6	237.6	30.1	245.6	141.4	387.0
1959	Dick Voris	0-10-0	0-5	8th	0-4	0-4	0-2	-	-	0-2	0	0	1	8.0	93.3	116.8	210.1	39.3	277.4	138.3	415.7
1960	Dick Voris	0-10-0	0-6	6th	0-4	0-4	0-2	-	-	0-2	0	0	0	10.3	184.0	89.9	273.9	33.2	253.2	101.8	355.0
1961	Bill Elias	4-6-0	2-4	8th	3-1	0-3	1-2	-	-	0-0	0	0	3	12.3	136.3	80.7	217.0	19.0	149.8	139.6	289.4
1962	Bill Elias	5-5-0	1-4	7th	4-1	1-3	0-1	-	-	0-0	0	0	1	19.4	153.4	125.6	279.0	16.7	152.0	103.4	255.4
1963	Bill Elias	2-7-1	0-5-1	8th	1-2-1	0-3	1-2	-	-	0-0	0	0	1	7.6	104.1	63.9	168.0	16.9	176.5	110.1	286.6
1964	Bill Elias	5-5-0	1-5	8th	3-3	1-2	1-0	-	-	0-0	1	0	2	16.3	148.5	164.2	312.7	21.4	210.2	110.8	321.0
1965	George Blackburn	4-6-0	2-4	7th	1-4	2-2	1-0	-	-	0-0	0	0	2	17.0	117.8	187.9	305.7	18.9	186.2	107.8	294.0
1966	George Blackburn	4-6-0	3-3	T3rd	3-2	1-4	0-0	-	-	0-1	2	0	5	21.4	147.9	160.4	308.3	23.5	199.7	136.1	335.8
1967	George Blackburn	5-5-0	3-3	4th	2-3	3-2	0-0	-	-	0-1	2	0	1	17.2	209.9	101.3	311.2	16.9	164.4	91.8	256.2
1968	George Blackburn	7-3-0	3-2	3rd	4-1	3-2	0-0	-	-	0-1	4	0	5	32.9	280.0	159.4	439.4	22.2	124.2	192.6	316.8
1969	George Blackburn	3-7-0	1-5	8th	1-4	1-3	1-0	-	-	0-0	0	0	0	11.5	174.5	125.8	300.3	17.0	128.5	107.3	235.8
1970	George Blackburn	5-6-0	0-6	8th	4-2	1-4	0-0	-	-	0-0	1	0	1	21.8	170.3	163.4	333.6	17.0	137.6	128.8	266.5
1971	Don Lawrence	3-8-0	2-3	T3rd	1-4	2-3	0-1	-	-	0-2	1	0	1	12.2	145.5	134.0	279.5	24.7	192.0	133.8	325.8
1972	Don Lawrence	4-7-0	1-5	T6th	2-3	2-4	0-0	-	-	0-1	1	0	1	18.1	144.3	182.8	327.1	25.1	185.3	150.5	344.9
1973	Don Lawrence	4-7-0	3-3	4th	4-1	0-6	0-0	-	-	0-2	3	0	3	18.1	212.5	158.3	370.7	27.3	258.5	160.2	418.7
1974	Sonny Randle	4-7-0	1-5	6th	3-2	1-5	0-0	-	-	0-2	1	0	2	18.8	178.2	164.8	343.0	21.7	238.0	134.7	372.7
1975	Sonny Randle	1-10-0	0-5	7th	1-5	0-5	0-0	-	-	0-1	1	0	2	15.9	186.0	157.5	343.5	38.9	378.0	131.9	509.9
1976	Dick Bestwick	2-9-0	1-4	6th	1-4	1-4	0-1	-	-	0-1	0	0	1	9.6	113.9	113.9	227.8	24.2	310.8	105.5	416.4
1977	Dick Bestwick	1-9-1	1-5	6th	1-4	0-5-1	0-0	-	-	0-2	1	0	1	5.1	98.4	84.5	182.8	25.5	253.4	135.3	388.6
1978	Dick Bestwick	2-9-0	0-6	7th	1-5	1-4	0-0	-	-	0-1	1	1	1	12.6	161.1	108.8	269.9	21.5	247.9	151.1	399.0
1979	Dick Bestwick	6-5-0	2-4	6th	5-1	1-4	0-0	-	-	0-2	3	0	2	23.5	220.6	111.0	331.6	12.2	199.2	88.5	287.7
1980	Dick Bestwick	4-7-0	2-4	T4th	1-4	3-3	0-0	-	-	0-1	2	0	1	13.1	126.9	134.9	261.8	23.5	202.5	140.2	342.6
1981	Dick Bestwick	1-10-1	0-6	7th	1-5	0-5	0-0	-	-	0-2	1	0	2	11.5	116.7	164.9	281.6	23.7	201.3	183.2	384.5
1982	George Welsh	2-9-0	1-5	6th	2-4	0-5	0-0	-	-	0-1	1	0	0	18.9	158.2	173.1	331.3	29.1	205.4	180.7	386.1
1983	George Welsh	6-5-0	3-3	T4th	5-1	1-4	0-0	-	-	1-1	2	0	2	22.9	217.3	179.1	396.4	25.5	212.6	174.5	387.1
1984	George Welsh	8-2-2	3-1-2	2nd	3-2-1	4-0-1	1-0	20	17	1-2-1	5	2	3	27.1	231.1	158.6	389.7	19.0	161.3	187.4	348.6
1985	George Welsh	6-5-0	4-3	T3rd	4-2	2-3	0-0	-	-	0-0	4	1	3	23.8	246.6	123.1	369.7	19.7	183.6	158.0	341.6
1986	George Welsh	3-8-0	2-5	T6th	2-4	1-4	0-0	-	-	1-1	0	0	1	18.0	159.4	211.9	371.3	28.6	246.9	168.9	415.8
1987	George Welsh	8-4-0	5-2	2nd	5-0	2-4	1-0	-	-	0-2	5	0	1	24.5	169.4	222.0	391.4	23.6	188.6	197.8	386.5
1988	George Welsh	7-4-0	5-2	2nd	4-2	3-2	0-0	-	-	0-2	2	0	3	22.8	156.2	196.2	352.4	22.2	136.9	229.0	365.9
1989	George Welsh	10-3-0	6-1	T1st	6-0	4-1	0-2	18	15	2-3	4	2	3	29.2	216.2	195.2	411.3	20.0	169.8	192.4	360.5
1990	George Welsh	8-4-0	5-2	T2nd	4-2	4-1	0-1	23	15	1-2	6	2	4	40.2	257.4	244.1	501.5	18.5	138.2	207.5	345.6
1991	George Welsh	8-3-1	4-2-1	4th	7-0	1-2-1	0-1	-	-	1-1-1	4	2	3	28.5	187.6	212.1	399.6	10.8	186.0	137.5	323.5
1992	George Welsh	7-4-0	4-4	T4th	3-3	4-1	0-0	-	-	1-3	1	1	4	31.0	235.4	166.1	401.5	20.8	184.7	169.2	353.9
1993	George Welsh	7-5-0	5-3	T3rd	5-1	2-3	0-1	-	-	1-2	4	1	2	27.6	200.2	216.6	416.8	16.9	142.7	183.4	326.1
1994	George Welsh	9-3-0	5-3	T3rd	4-1	4-2	1-0	15	13	2-2	2	1	3	31.8	187.0	217.6	404.6	16.8	63.6	246.5	310.2
1995	George Welsh	9-4-0	7-1	T1st	5-1	3-3	1-0	16	16	2-3	6	5	1	28.7	173.3	226.6	399.9	20.3	109.2	257.0	366.2
1996	George Welsh	7-5	5-3	4th	5-1	2-3	0-1	-	-	2-3	6	5	6	29.1	193.7	190.8	384.5	15.6	108.0	187.5	295.5
1997	George Welsh	7-4	5-3	T3rd	5-2	2-2	0-0	-	-	0-3	2	1	2	25.2	117.9	232.1	350.0	22.0	114.0	210.9	324.9
1998	George Welsh	9-3	6-2	3rd	5-0	4-2	0-1	18	18	2-3	7	3	6	29.5	213.1	213.5	426.6	19.3	118.5	214.7	333.3
1999	George Welsh	7-5	5-3	T2nd	3-3	4-1	0-1	-	-	2-2	3	3	4	29.5	191.5	211.0	402.5	27.5	166.5	228.1	394.6
2000	George Welsh	6-6	5-3	4th	4-2	2-3	0-1	-	-	0-5	1	0	1	20.7	163.7	195.5	359.2	23.2	184.5	237.5	421.9
2001	Al Groh	5-7	3-5	T7th	4-3	1-4	0-0	-	-	2-4	1	1	3	20.8	106.0	239.0	345.0	27.6	202.8	227.8	430.6
2002	Al Groh	9-5	6-2	T2nd	6-1	2-4	1-0	22	25	4-3	6	0	2	28.7	126.9	230.1	357.1	24.9	208.9	215.7	424.6
2003	Al Groh	8-5	4-4	T4th	5-1	2-4	1-0	-	-	1-1	1	2	1	28.0	130.2	255.7	385.9	20.4	161.7	223.0	384.7
2004	Al Groh	8-4	5-3	T3rd	5-1	3-2	0-1	23	23	0-4	5	3	7	30.2	242.8	180.6	423.4	17.7	118.1	194.8	312.8
2005	Al Groh	7-5	3-5	5thC	5-1	1-4	1-0	-	-	2-3	3	1	5	26.7	142.6	223.7	366.2	23.2	151.2	224.6	375.8
2006	Al Groh	5-7	4-4	3rdC	4-2	1-5	0-0	-	-	0-1	0	0	1	15.1	99.9	157.2	257.2	17.8	119.3	170.2	289.5
2007	Al Groh	9-4	6-2	2ndC	5-1	4-2	0-1	-	-	1-1	2	1	3	24.4	135.6	194.8	330.4	19.7	106.9	225.5	332.5
2008	Al Groh	5-7	3-5	5thC	4-3	1-4	0-0	-	-	2-1	4	2	4	16.1	96.6	203.2	299.8	21.7	149.6	183.7	333.2
2009	Al Groh	3-9	2-6	6thC	1-6	2-3	0-0	-	-	0-4	2	1	1	19.3	99.1	170.5	269.6	26.3	173.8	184.6	358.4
2010	Mike London	4-8	1-7	T5thC	4-3	0-5	0-0	-	-	1-2	2	1	1	25.3	139.3	265.5	404.8	28.2	203.7	192.4	396.1
2011	Mike London	8-5	5-3	T2ndC	4-3	4-1	0-1	-	-	2-1	5	2	1	23.2	162.1	237.7	399.8	23.8	139.5	212.2	351.7
2012	Mike London	4-8	2-6	6thC	3-4	1-4	0-0	-	-	0-1	2	0	1	22.8	128.5	268.0	396.5	28.9	144.9	208.4	353.3
2013	Mike London	2-10	0-8	7thC	2-6	0-4	0-0	-	-	0-2	1	1	3	19.8	156.6	211.8	368.4	33.2	170.7	232.9	403.6
2014	Mike London	5-7	3-5	T5thC	5-2	0-5	0-0	-	-	1-3	9	0	2	25.8	137.8	236.4	374.2	24.1	120.7	232.5	353.2
2015	Mike London	4-8	3-5	6thC	4-3	0-5	0-0	-	-	0-2	5	1	1	25.8	144.8	238.2	383.0	32.2	156.6	254.9	411.5
2016	Bronco Mendenhall	2-10	1-7	T6thC	1-5	1-5	0-0	-	-	0-3	3	2	0	22.5	113.6	239.3	352.9	33.8	190.0	256.6	446.6
2017	Bronco Mendenhall	6-7	3-5	T4thC	4-3	2-3	0-1	-	-	0-2	5	2	2	22.5	93.5	248.7	342.2	28.4	199.3	165.8	365.1
2018	Bronco Mendenhall	8-5	4-4	T3rdC	5-1	1-4	2-0	-													

VIRGINIA TECH - YEAR-BY-YEAR STATS



Year	Coach	W-L	Conf.	Finish	Hm	Rd	Nu	Final AP	Final Coach	Vs. AP	All-Conf.	All-Am	NFL Draft	Pts	OFFENSE				DEFENSE			
															Rush	Pass	Total	Pts	Rush	Pass	Total	
Southern Conference																						
1953	Frank O. Moseley	5-5	3-3	T5th	2-0	1-3	2-2	-	-	0-1	2	0	1	14.2	186.8	78.0	264.8	12.4	165.6	84.0	249.6	
1954	Frank O. Moseley	8-0-1	3-0-1	3rd	2-0-1	3-0	3-0	16	-	0-0	4	0	5	22.0	231.0	59.2	290.2	8.3	137.9	81.3	219.2	
1955	Frank O. Moseley	6-3-1	2-1-1	2nd	0-1-1	3-1	3-1	-	-	0-0	4	0	0	19.1	190.1	64.3	254.4	13.3	149.4	67.0	216.4	
1956	Frank O. Moseley	7-2-1	3-0	2nd	1-0-1	2-2	4-0	-	-	1-1	4	0	3	26.4	283.5	72.4	355.9	9.8	151.6	79.0	230.6	
1957	Frank O. Moseley	4-6	1-3	T7th	2-0	2-3	0-3	-	-	0-2	3	0	1	11.4	178.7	79.0	257.7	14.8	162.3	48.5	210.8	
1958	Frank O. Moseley	5-4-1	3-1	2nd	2-0	0-2-1	3-2	-	-	0-0	4	1	1	16.5	151.9	112.4	264.3	19.6	196.8	72.9	269.7	
1959	Frank O. Moseley	6-4	3-1	3rd	1-1	3-1	2-2	-	-	0-0	4	1	1	22.2	175.5	125.9	301.4	17.8	170.6	137.3	307.9	
Independent																						
1960	Frank O. Moseley	6-4	4-2	T2nd	1-1	2-3	3-0	-	-	0-1	4	0	3	17.3	169.0	57.2	226.2	10.3	152.1	86.7	238.8	
1961	Jerry Claiborne	4-5	2-3	7th	2-0	0-4	2-1	-	-	0-0	3	0	0	10.3	154.6	47.4	202.0	12.4	149.3	76.6	225.9	
1962	Jerry Claiborne	5-5	2-3	6th	2-0	1-3	2-2	-	-	0-0	2	0	1	13.7	146.6	63.7	210.3	13.7	151.1	77.1	228.2	
1963	Jerry Claiborne	8-2	5-0	1st	2-0	4-2	2-0	-	-	0-0	5	0	1	21.6	187.9	74.8	262.7	12.6	166.3	85.5	251.8	
1964	Jerry Claiborne	6-4	3-1	2nd	3-1	2-2	1-1	-	-	1-0	4	1	2	22.4	195.0	100.8	295.8	17.8	167.6	133.3	300.9	
1965	Jerry Claiborne	7-3	-	-	3-0	2-3	2-0	-	-	0-0	0	0	0	18.8	173.1	104.2	277.3	13.4	140.7	115.2	255.9	
1966	Jerry Claiborne	8-2-1	-	-	2-0-1	4-1	2-1	-	-	0-1	-	2	3	23.8	188.5	80.9	269.4	9.0	72.3	139.4	211.7	
1967	Jerry Claiborne	7-3	-	-	3-1	4-1	0-1	-	-	0-0	-	1	2	18.3	150.4	66.5	216.9	11.2	72.4	179.7	252.1	
1968	Jerry Claiborne	7-4	-	-	3-1	3-1	1-2	-	-	1-2	-	1	2	22.3	184.3	99.1	283.4	13.1	116.6	181.7	298.3	
1969	Jerry Claiborne	4-5-1	-	-	0-3-1	1-2	3-0	-	-	0-1	-	0	1	23.4	217.4	105.8	323.2	11.0	129.1	136.9	266.0	
1970	Jerry Claiborne	5-6	-	-	3-2	1-3	1-1	-	-	0-0	-	0	1	18.1	177.7	117.1	294.8	20.7	205.5	151.0	356.5	
1971	Charlie Coffey	4-7	-	-	2-3	1-4	1-0	-	-	0-1	-	0	0	22.6	129.5	245.0	374.5	24.7	218.5	198.7	417.2	
1972	Charlie Coffey	6-4-1	-	-	4-0-1	2-3	0-1	-	-	1-2	-	1	1	27.9	107.2	304.4	411.6	23.0	204.8	161.7	366.5	
1973	Charlie Coffey	2-9	-	-	2-3	0-6	0-0	-	-	0-2	-	0	0	20.3	199.6	162.5	362.1	34.5	313.9	153.0	466.9	
1974	Jimmy Sharpe	4-7	-	-	1-3	3-3	0-1	-	-	0-0	-	0	2	25.3	266.5	101.4	367.9	23.7	230.3	132.7	363.0	
1975	Jimmy Sharpe	8-3	-	-	5-0	2-3	1-0	-	-	0-0	-	0	1	21.6	279.6	61.8	341.4	13.7	162.6	145.8	308.4	
1976	Jimmy Sharpe	6-5	-	-	3-2	2-3	1-0	-	-	0-1	-	0	1	20.3	250.6	58.8	309.4	16.0	161.6	140.8	302.4	
1977	Jimmy Sharpe	3-7-1	-	-	2-3-1	0-4	1-0	-	-	0-3	-	0	0	15.8	211.0	82.3	293.3	19.1	201.1	144.1	345.2	
1978	Bill Dooley	4-7	-	-	3-3	1-4	0-0	-	-	0-1	-	0	0	14.7	236.4	111.3	347.7	20.5	189.5	141.2	330.7	
1979	Bill Dooley	5-6	-	-	4-3	1-3	0-0	-	-	0-2	-	0	2	20.3	226.5	138.8	365.3	20.2	199.3	165.8	365.1	
1980	Bill Dooley	8-4	-	-	6-0	1-3	1-1	-	-	0-1	-	0	0	21.7	212.0	123.3	335.3	9.9	102.4	115.9	218.3	
1981	Bill Dooley	7-4	-	-	5-1	2-3	0-0	-	-	0-2	-	1	1	21.1	198.9	138.0	336.9	11.6	113.5	186.4	299.9	
1982	Bill Dooley	7-4	-	-	4-3	2-1	1-0	-	-	0-2	-	0	0	19.2	161.5	152.6	314.1	12.8	49.5	228.7	278.2	
1983	Bill Dooley	9-2	-	-	6-1	3-1	0-0	-	-	0-1	-	1	2	27.4	279.0	133.2	412.2	8.3	69.4	186.7	256.1	
1984	Bill Dooley	8-4	-	-	4-2	3-1	1-1	-	-	0-0	-	1	5	22.4	196.2	148.2	344.4	11.5	71.5	162.5	234.0	
1985	Bill Dooley	6-5	-	-	4-2	2-3	0-0	-	-	1-1	-	0	0	24.9	225.0	152.9	377.9	19.9	111.0	223.7	334.7	
1986	Bill Dooley	10-1-1	-	-	5-1-1	3-0	*2-0	20	-	1-0	-	1	2	23.7	207.8	150.9	358.7	16.7	175.8	190.9	366.7	
1987	Frank Beamer	2-9	-	-	2-3	0-6	0-0	-	-	0-2	-	0	3	18.5	136.0	125.7	261.7	27.3	221.3	168.2	389.5	
1988	Frank Beamer	3-8	-	-	2-3	1-5	0-0	-	-	0-4	-	0	0	16.0	148.0	147.1	295.1	24.0	139.1	181.7	320.8	
1989	Frank Beamer	6-4-1	-	-	4-2	2-2-1	0-0	-	-	1-3	-	0	2	18.5	157.1	143.9	301.0	16.4	83.1	159.7	242.0	
1990	Frank Beamer	6-5	-	-	5-1	1-4	0-0	-	25	1-2	-	0	1	22.3	152.1	215.7	367.8	20.6	119.3	231.6	350.9	
Joined Big East Conference																						
1991	Frank Beamer	5-6	-	-	4-1	1-4	0-1	-	-	0-4	4	1	4	25.0	180.0	194.5	374.5	20.8	143.5	213.3	356.8	
1992	Frank Beamer	2-8-1	-	-	1-4-1	1-4	0-0	-	-	0-2-1	2	0	0	24.5	205.0	175.2	380.2	25.6	176.2	229.5	405.7	
1993	Frank Beamer	9-3	4-3	4th	6-0	2-3	1-0	22	20	2-2	5	1	3	36.4	242.8	201.3	444.1	22.7	132.7	251.0	383.7	
1994	Frank Beamer	8-4	5-2	2nd	5-1	3-2	0-1	-	24	0-2	7	0	2	27.6	156.8	198.6	355.4	18.4	131.5	176.8	308.3	
1995	Frank Beamer	10-2	6-1	1st	3-2	5-0	2-0	10	9	4-0	11	2	2	29.2	184.3	200.5	384.8	14.1	77.4	104.2	181.6	
1996	Frank Beamer	10-2	6-1	T1st	7-0	3-1	0-1	13	12	3-1	12	2	4	31.7	227.6	189.4	417.0	15.3	112.0	204.1	316.1	
1997	Frank Beamer	7-5	5-2	2nd	5-1	2-3	0-1	-	-	0-2	9	1	4	29.2	215.3	146.9	362.2	16.8	118.9	208.0	326.9	
1998	Frank Beamer	9-3	5-2	T2nd	4-2	4-1	1-0	23	19	1-1	11	2	2	31.2	178.4	138.4	316.8	12.9	102.2	182.7	284.9	
1999	Frank Beamer	11-1	7-0	1st	6-0	5-0	0-1	2	3	4-1	15	5	5	41.4	253.9	197.9	451.8	10.5	75.9	171.4	247.3	
2000	Frank Beamer	11-1	6-1	2nd	6-0	4-1	1-0	6	6	1-1	12	4	3	40.3	270.5	155.9	426.4	22.6	99.3	224.4	323.6	
2001	Frank Beamer	8-4	4-3	T3rd	4-2	4-1	0-1	18	18	0-2	5	3	8	32.6	194.7	179.4	374.1	13.4	71.6	166.3	237.9	
2002	Frank Beamer	10-4	3-4	T4th	6-2	3-2	1-0	18	14	3-1	7	2	2	30.6	212.4	159.2	371.6	18.8	121.4	213.6	335.1	
2003	Frank Beamer	8-5	4-3	4th	6-1	2-3	0-1	-	-	1-1	8	3	5	35.4	209.3	192.5	401.8	23.0	136.0	231.5	367.5	
Joined Atlantic Coast Conference																						
2004	Frank Beamer	10-3	7-1	1st	6-1	4-0	0-2	10	10	3-1	4	2	3	30.8	178.2	187.3	365.5	12.8	115.2	152.8	268.0	
2005	Frank Beamer	11-2	7-1	1stC	5-1	5-0	1-1	7	7	3-1	5	2	9	33.8	190.7	190.2	380.9	12.9	93.4	154.2	247.6	
2006	Frank Beamer	10-3	6-2	2ndC	7-1	3-1	0-1	19	18	2-1	3	1	3	25.8	113.4	181.8	295.2	11.0	91.2	128.2	219.5	
2007	Frank Beamer	11-3	7-1	1stC	6-1	4-1	1-1	9	9	3-3	4	2	8	28.7	133.6	196.9	330.5	16.1	86.6	210.3	296.9	
2008	Frank Beamer	10-4	5-3	1stC	6-0	2-3	2-1	15	14	3-1	5	2	1	22.1	174.4	129.1	303.4	16.7	104.4	175.0	279.4	
2009	Frank Beamer	10-3	6-2	2ndC	5-1	4-1	1-1	10	10	2-2	9	3	5	31.8	208.2	183.9	392.1	15.6	128.4	167.1	295.5	
2010	Frank Beamer	11-3	8-0	1stC	6-1	4-0	1-2	15	16	3-2	11	3	3	33.9	198.7	203.6						

Year	Coach	W-L	Conf.	Finish	Hm	Rd	Nu	Final AP	Final Coach	Vs. AP Conf.	All-Am	NFL Draft	OFFENSE			DEFENSE					
													Pts	Rush	Pass	Total	Pts	Rush	Pass	Total	
1953	Tom Rogers	3-6-1	2-3	T3rd	0-2	1-4-1	2-0	-	-	1-1	0	0	12.3	117.4	75.4	192.8	15.7	200.3	78.4	278.7	
1954	Tom Rogers	2-7-1	1-4-1	6th	2-2	0-3	0-2-1	-	-	0-0-1	1	0	3	12.9	156.9	83.4	245.3	16.5	160.9	97.1	258.0
1955	Tom Rogers	5-4-1	3-3-1	5th	3-0	1-4-1	1-0	-	-	0-3	2	1	4	13.1	94.7	120.1	223.8	15.7	157.5	111.7	269.2
1956	Paul Amen	2-5-3	1-5-1	7th	1-3	1-1-3	0-1	-	-	0-0	1	1	3	9.1	177.4	55.5	232.9	10.2	219.1	49.7	268.8
1957	Paul Amen	0-10-0	0-7	8th	0-5	0-5	0-0	-	-	0-2	0	0	3	6.4	153.9	42.6	196.5	22.5	203.0	93.0	296.0
1958	Paul Amen	3-7-0	2-4	6th	2-1	0-6	1-0	-	-	0-3	0	0	0	12.4	157.0	135.0	292.0	16.3	195.7	108.5	304.2
1959	Paul Amen	6-4-0	4-3	T4th	2-1	3-3	1-0	-	-	0-1	3	0	4	21.8	164.1	149.8	313.9	17.8	204.9	62.1	267.0
1960	Bill Hildebrand	2-8-0	2-5	T6th	0-4	2-4	0-0	-	-	0-2	1	1	4	11.9	100.7	169.2	269.9	21.5	222.8	85.1	307.9
1961	Bill Hildebrand	4-6-0	3-4	T5th	3-1	1-5	0-0	-	-	0-0	1	0	2	10.3	158.7	64.8	223.5	15.9	164.9	98.0	262.9
1962	Bill Hildebrand	0-10-0	0-7	8th	0-5	0-5	0-0	-	-	0-0	0	0	0	6.6	101.4	111.0	212.4	27.8	210.5	95.9	306.4
1963	Bill Hildebrand	1-9-0	1-5	7th	1-3	0-6	0-0	-	-	0-0	0	0	0	3.7	87.6	77.4	165.0	31.8	279.4	125.1	404.5
1964	Bill Tate	5-5-0	4-3	T3rd	2-1	2-4	1-0	-	-	0-0	2	1	1	17.2	182.2	134.4	316.6	17.8	173.4	118.2	291.6
1965	Bill Tate	3-7-0	1-5	7th	2-1	0-5	0-1	-	-	0-0	1	0	0	8.8	118.1	98.4	216.5	20.4	184.1	121.7	305.8
1966	Bill Tate	3-7-0	2-4	6th	1-3	2-4	0-0	-	-	0-0	3	0	2	9.0	142.4	101.9	244.3	16.2	134.8	144.6	279.4
1967	Bill Tate	4-6-0	3-4	5th	2-1	2-4	0-1	-	-	0-2	2	0	2	17.5	203.5	100.7	304.2	25.6	227.7	155.8	383.5
1968	Bill Tate	2-7-1	2-3	6th	2-2-1	0-5	0-0	-	-	0-1	1	0	1	21.2	176.9	172.1	349.0	22.8	210.2	164.3	374.5
1969	Cal Stoll	3-7-0	2-5	6th	1-3	1-4	0-0	-	-	0-1	2	0	1	12.5	162.9	106.1	269.0	27.9	262.7	116.1	378.8
1970	Cal Stoll	6-5-0	5-1	1st	4-0	2-4	0-1	-	-	0-2	6	1	1	19.1	226.9	77.8	304.7	24.1	196.5	175.4	371.9
1971	Cal Stoll	6-5-0	2-3	T3rd	4-1	2-4	0-0	-	-	0-0	5	0	1	19.8	304.0	30.9	334.9	16.2	167.0	136.8	303.8
1972	Tom Harper	2-9-0	1-5	T6th	1-5	1-4	0-0	-	-	0-1	2	0	1	8.0	150.6	55.0	205.6	30.8	261.5	164.8	426.3
1973	Chuck Mills	1-9-1	0-5-1	7th	1-3-1	0-6	0-0	-	-	0-2	1	1	2	6.6	133.4	68.8	202.2	29.6	277.5	142.9	420.5
1974	Chuck Mills	1-10-0	0-6	7th	1-5	0-5	0-0	-	-	0-4	0	0	0	6.7	115.9	102.2	218.1	31.6	266.2	138.1	404.3
1975	Chuck Mills	3-8-0	3-3	4th	0-5	3-3	0-0	-	-	1-1	2	1	0	20.1	184.0	134.7	318.7	24.0	255.6	128.8	384.5
1976	Chuck Mills	5-6-0	3-3	3rd	2-3	3-3	0-0	-	-	1-2	4	1	2	16.1	155.8	109.4	265.2	18.7	198.3	104.4	302.6
1977	Chuck Mills	1-10-0	0-6	7th	1-4	0-6	0-0	-	-	0-1	3	0	2	10.3	134.5	160.3	294.8	24.5	261.5	105.4	366.9
1978	John Mackovic	1-10-0	1-5	6th	1-4	0-6	0-0	-	-	0-3	0	0	0	9.5	93.4	164.9	258.3	24.9	269.0	144.5	413.5
1979	John Mackovic	8-4-0	4-2	T2nd	5-0	3-3	0-1	-	-	3-1	4	1	1	20.9	162.5	222.6	385.1	22.6	205.3	145.7	351.0
1980	John Mackovic	5-6-0	2-4	T4th	2-4	3-2	0-0	-	-	0-2	3	1	2	22.8	102.3	239.5	341.7	19.4	157.6	182.9	340.5
1981	Al Groh	4-7-0	1-5	6th	1-4	3-3	0-0	-	-	0-2	2	0	2	19.7	81.5	271.5	352.9	33.2	315.7	173.0	488.7
1982	Al Groh	3-8-0	0-6	7th	2-2	1-5	0-1	-	-	0-2	3	0	0	18.2	111.9	226.5	338.4	29.3	250.1	199.2	449.3
1983	Al Groh	4-7-0	1-5	7th	2-4	2-3	0-0	-	-	0-2	0	1	0	23.4	146.1	208.0	354.1	25.5	267.5	143.6	411.1
1984	Al Groh	6-5-0	3-3	4th	3-2	3-3	0-0	-	-	0-0	2	0	2	18.6	181.2	162.8	344.0	21.1	200.8	165.6	366.5
1985	Al Groh	4-7-0	1-6	8th	3-3	1-4	0-0	-	-	0-1	2	0	3	19.3	165.4	202.3	367.6	22.6	160.1	189.4	349.5
1986	Al Groh	5-6-0	2-5	T6th	3-3	2-3	0-0	-	-	0-0	3	1	2	29.5	160.3	241.4	401.6	26.8	205.2	200.2	405.4
1987	Bill Dooley	7-4-0	4-3	T3rd	4-2	3-2	0-0	-	-	0-2	3	0	2	18.3	139.1	174.1	313.2	16.8	163.6	158.0	321.6
1988	Bill Dooley	6-4-1	4-3	T4th	3-2-1	3-2	0-0	-	-	0-2	2	0	3	25.6	175.4	210.2	385.6	21.6	164.5	247.0	411.5
1989	Bill Dooley	2-8-1	1-6	7th	1-4-1	1-4	0-0	-	-	0-2	1	0	1	17.6	154.5	228.9	383.5	29.0	210.3	224.7	435.0
1990	Bill Dooley	3-8-0	0-7	8th	2-4	1-4	0-0	-	-	0-3	1	0	0	22.5	155.3	192.9	348.2	31.9	235.5	175.4	410.8
1991	Bill Dooley	3-8-0	1-6	T7th	2-3	1-5	0-0	-	-	0-1	2	0	0	18.0	126.3	204.5	330.8	27.3	194.1	215.1	409.2
1992	Bill Dooley	8-4-0	4-4	T4th	3-2	4-2	1-0	25	-	0-3	4	2	3	20.6	142.4	201.7	344.1	20.5	191.2	177.8	367.6
1993	Jim Caldwell	2-9-0	1-7	9th	1-5	1-4	0-0	-	-	0-4	1	0	0	18.1	139.1	213.1	352.2	28.9	223.8	224.4	448.2
1994	Jim Caldwell	3-8-0	1-7	8th	2-4	1-4	0-0	-	-	0-2	0	0	0	13.0	93.1	159.9	253.0	33.9	270.7	180.3	451.0
1995	Jim Caldwell	1-10-0	0-8	9th	0-5	1-5	0-0	-	-	0-2	1	0	0	17.3	51.0	279.4	330.4	32.7	193.7	144.6	426.1
1996	Jim Caldwell	3-8	1-7	8th	3-3	0-4	0-1	-	-	1-3	0	0	0	13.1	65.1	254.1	319.2	34.0	254.4	131.3	475.9
1997	Jim Caldwell	5-6	3-5	T6th	3-2	2-4	0-0	-	-	1-2	0	0	0	22.3	105.7	253.3	359.0	26.2	96.1	264.3	360.4
1998	Jim Caldwell	3-8	2-6	T6th	1-5	2-3	0-0	-	-	0-3	1	0	1	21.4	65.4	286.5	351.8	30.5	187.2	213.6	400.8
1999	Jim Caldwell	7-5	3-5	T5th	4-2	2-3	1-0	-	-	2-1	1	0	3	22.1	175.7	141.4	317.1	18.7	121.4	199.0	320.4
2000	Jim Caldwell	2-9	1-7	8th	1-5	1-4	0-0	-	-	0-2	0	0	0	16.5	150.2	175.8	326.0	32.9	205.5	227.4	432.9
2001	Jim Grobe	6-5	3-5	T7th	2-4	4-1	0-0	-	-	0-1	1	1	0	26.5	221.6	168.5	309.2	28.3	140.4	244.9	385.3
2002	Jim Grobe	7-6	3-5	7th	4-2	2-4	1-0	-	-	0-3	2	1	3	27.4	241.2	166.9	408.1	25.2	158.2	232.0	390.2
2003	Jim Grobe	5-7	3-5	7th	3-4	2-3	0-0	-	-	1-1	3	0	0	27.9	203.2	151.5	354.8	28.9	174.3	279.8	454.2
2004	Jim Grobe	4-7	1-7	T9th	3-3	1-4	0-0	-	-	0-2	2	0	1	20.9	206.1	145.2	351.3	23.0	157.9	235.3	393.2
2005	Jim Grobe	4-7	3-5	T5thA	3-3	1-4	0-0	-	-	0-3	2	1	1	24.5	197.5	161.3	358.8	28.7	133.5	252.7	386.2
2006	Jim Grobe	11-3	6-2	1stA	4-2	6-0	1-1	18	17	2-2	5	2	2	21.6	149.9	157.1	307.0	15.4	105.8	216.7	322.5
2007	Jim Grobe	9-4	5-3	T2ndA	5-1	3-3	1-0	-	-	1-2	3	1	3	27.8	143.2	197.2	340.4	22.2	109.4	231.0	340.4
2008	Jim Grobe	8-5	4-4	T3rdA	5-2	2-3	1-0	-	-	1-0	3	2	4	21.0	121.4	186.9	308.3	18.3	124.2	172.5	296.7
2009	Jim Grobe	5-7	3-5	4thA	4-3	1-4	0-0	-	-	0-2	1	0	2	26.3	131.8	271.6	403.4	26.2	164.3	218.8	383.1
2010	Jim Grobe	3-9	1-7	6thA	2-4	1-5	0-0	-	-	0-1	0	0	0	22.8	158.5	143.8	302.3	35.8	192.5	238.2	430.7
2011	Jim Grobe	6-7	5-3	T2ndA	4-3	2-3	0-1	-	-	1-2	4	2	4	26.0	114.6	253.2	367.8	27.4	169.8	227.9	397.8
2012	Jim Grobe	5-7	3-4	4thA	4-3	1-4	0-0	-	-	0-3	2	0	1	18.5	100.5	200.8	301.3	31.8	166.1	266.8	432.8
2013	Jim Grobe	4-8	2-6	6thA	3-3	1-5	0-0	-	-	0-4	1	0	1	18.3	95.3	197.0	292.3	24.1	143.2	223.0	366.2
2014	Dave Clawson	3-9	1-7	T6thA	3-3	0-6	0-0	-	-	0-2	4	0	1	14.8	39.9	176.3	216.2	26.4	182.7	186.6	369.2
2015	Dave Clawson	3-9	1-7	6thA	1-5	2-4	0-0	-	-	0-3	2	0	0	17.4	106.5	228.2	334.8	24.6	161.8	202.5	364.2
2016	Dave Clawson	7-6	3-5	T4thA	4-3	2-3	1-0	-	-	1-3	4	1	1	20.4	145.8	165.7	311.5	22.2	142.4	228.2	370.5
2017	Dave Clawson	8-5	4-4	T3rdA	4-2	3-3	1-0	-	-	1-2	8	1	2	35.3	188.9	276.8	465.8	28.3	185.8	271.5	457.3
2018	Dave Clawson	7-6	3-5	5thA	2-5	4-1</															

YEAR-BY-YEAR CHAMPIONS



Year	Champion	Head Coach	ACC Record	Overall Record	Final AP Rank	Bowl Teams	Bowl Record
1953	Maryland	Jim Tatum	3-0	10-1	1	1	0-1
	Duke	Bill Murray	4-0	7-2-1	18		
1954	Duke	Bill Murray	4-0-0	8-2-1	14	1	1-0
1955	Maryland	Jim Tatum	4-0	10-1-0	3	1	0-1
	Duke	Bill Murray	4-0	7-2-1	-		
1956	Clemson	Frank Howard	4-0-1	7-2-2	19	1	0-1
1957	NC State	Earle Edwards	5-0-1	7-1-2	15	1	0-1
1958	Clemson	Frank Howard	5-1	8-3	12	1	0-1
1959	Clemson	Frank Howard	6-1	9-2	11	1	1-0
1960	Duke	Bill Murray	5-1	8-3	10	1	1-0
1961	Duke	Bill Murray	5-1	7-3	20	0	0-0
1962	Duke	Bill Murray	6-0	8-2	-	0	0-0
1963	North Carolina	Jim Hickey	6-1	9-2	-	2	1-1
	NC State	Earle Edwards	6-1	8-3	-		
1964	NC State	Earle Edwards	5-2	5-5	-	0	0-0
1965	Clemson	Frank Howard	5-2	5-5	-	0	0-0
	NC State	Earle Edwards	5-2	6-4	-		
1966	Clemson	Frank Howard	6-1	6-4	-	0	0-0
1967	Clemson	Frank Howard	6-0	6-4	-	1	1-0
1968	NC State	Earle Edwards	6-1	6-4	-	0	0-0
1969	South Carolina	Paul Dietzel	6-0	7-4	-	1	0-1
1970	Wake Forest	Cal Stoll	5-1	6-5	-	1	0-1
1971	North Carolina	Bill Dooley	6-0	9-3	-	1	0-1
1972	North Carolina	Bill Dooley	6-0	11-1	12	2	2-0
1973	NC State	Lou Holtz	6-0	9-3	16	2	1-1
1974	Maryland	Jerry Claiborne	6-0	8-4	13	3	0-2-1
1975	Maryland	Jerry Claiborne	5-0	9-2-1	13	2	1-1
1976	Maryland	Jerry Claiborne	5-0	11-1	8	2	0-2
1977	North Carolina	Bill Dooley	5-0-1	8-3-1	17	4	2-2
1978	Clemson	Charley Pell	6-0	11-1	6	2	1-1
1979	NC State	Bo Rein	5-1	7-4	-	2	1-1
1980	North Carolina	Dick Crum	6-0	11-1	10	2	1-1
1981	Clemson	Danny Ford	6-0	12-0	1	2	2-0
1982	Clemson	Danny Ford	6-0	9-1-1	8	2	1-1
1983	Maryland	Bobby Ross	5-0	8-4	-	2	0-2
1984	Maryland	Bobby Ross	5-0	9-3	12	2	2-0
1985	Maryland	Bobby Ross	6-0	9-3	18	2	1-1
1986	Clemson	Danny Ford	5-1-1	8-2-2	17	3	1-2
1987	Clemson	Danny Ford	6-1	10-2	12	2	2-0
1988	Clemson	Danny Ford	6-1	10-2	9	2	2-0
1989	Virginia	George Welsh	6-1	10-3	18	4	1-3
	Duke	Steve Spurrier	6-1	8-4	-		
1990	Georgia Tech	Bobby Ross	6-0-1	11-0-1	2	5	3-1-1
1991	Clemson	Ken Hatfield	6-0-1	9-2-1	18	5	2-3
1992	Florida State	Bobby Bowden	8-0	11-1	2	4	3-1
1993	Florida State	Bobby Bowden	8-0	12-1	1	5	2-3
1994	Florida State	Bobby Bowden	8-0	10-1-1	4	5	3-2
1995	Florida State	Bobby Bowden	7-1	10-2	4	4	3-1
	Virginia	George Welsh	7-1	9-4	16		
1996	Florida State	Bobby Bowden	8-0	11-1	3	4	1-3
1997	Florida State	Bobby Bowden	8-0	11-1	3	4	3-1
1998	Florida State	Bobby Bowden	7-1	11-2	3	5	2-3
	Georgia Tech	George O'Leary	7-1	10-2	9		
1999	Florida State	Bobby Bowden	8-0	12-0	1	5	2-3
2000	Florida State	Bobby Bowden	8-0	11-2	5	5	1-4
2001	Maryland	Ralph Friedgen	7-1	10-2	11	6	4-2
2002	Florida State	Bobby Bowden	7-1	9-5	21	7	4-3
2003	Florida State	Bobby Bowden	7-1	10-3	11	6	5-1
2004	Virginia Tech	Frank Beamer	7-1	10-3	10	6	3-3

Year	Title Game Results	Site	Winning Head Coach	Final AP Rank	Bowl Teams	Bowl Record
2005	Florida State 27, Virginia Tech 22	Jacksonville, Fla.	Bobby Bowden	23	8	5-3
2006	Wake Forest 9, Georgia Tech 6	Jacksonville, Fla.	Jim Grobe	18	8	4-4
2007	Virginia Tech 30, Boston College 16	Jacksonville, Fla.	Frank Beamer	9	8	2-6
2008	Virginia Tech 30, Boston College 12	Tampa, Fla.	Frank Beamer	15	10	4-6
2009	*Georgia Tech 39, Clemson 34	Tampa, Fla.	Paul Johnson	13	7	3-4
2010	Virginia Tech 44, Florida State 33	Charlotte, N.C.	Frank Beamer	15	9	4-5
2011	Clemson 38, Virginia Tech 10	Charlotte, N.C.	Dabo Swinney	22	8	2-6
2012	Florida State 21, Georgia Tech 15	Charlotte, N.C.	Jimbo Fisher	10	6	4-2
2013	Florida State 45, Duke 7	Charlotte, N.C.	Jimbo Fisher	1	11	5-6
2014	Florida State 37, Georgia Tech 35	Charlotte, N.C.	Jimbo Fisher	5	11	4-7
2015	Clemson 45, North Carolina 37	Charlotte, N.C.	Dabo Swinney	2	9	**4-6
2016	Clemson 42, Virginia Tech 35	Orlando, Fla.	Dabo Swinney	1	11	**9-3
2017	Clemson 38, Miami 3	Charlotte, N.C.	Dabo Swinney	4	10	4-6
2018	Clemson 42, Pitt 10	Charlotte, N.C.	Dabo Swinney	1	^11	**6-5
2019	Clemson 62, Virginia 17	Charlotte, N.C.	Dabo Swinney	2	10	**4-7
2020	Clemson 34, Notre Dame 10	Charlotte, N.C.	Dabo Swinney	3	6	0-6
2021	Pitt 45, Wake Forest 21	Charlotte, N.C.	Pat Narduzzi	13	^10	2-4
2022	Clemson 39, North Carolina 10	Charlotte, N.C.	Dabo Swinney	13	9	5-4

*Georgia Tech's 2009 ACC Football title win over Clemson was later vacated due to NCAA sanctions

**Includes CFP Semifinals & National Championship game

^Boston College's bowl game in 2018 was canceled due to inclement weather

^^Four ACC bowls were not played due to COVID-19 related issues

ACC TITLES BY SCHOOL

Team	Co-Titles	Outright Titles	Total Titles
Clemson	1	20	21
Florida State	2	13	15
Maryland	2	7	9
NC State	2	5	7
Duke	3	4	7
North Carolina	1	4	5
Virginia Tech	0	4	4
Virginia	2	0	2
Georgia Tech	1	*2	*3
Wake Forest	0	2	2
Pitt	0	1	1
South Carolina	0	1	1
Boston College	0	0	0
Louisville	0	0	0
Miami	0	0	0

ACC TITLES BY COACH

Coach	Titles
Bobby Bowden, Florida State	12
Dabo Swinney, Clemson	8
Frank Howard, Clemson	6
Bill Murray, Duke	6
Earle Edwards, NC State	5
Danny Ford, Clemson	5
Bobby Ross, Maryland & Georgia Tech	4
Frank Beamer, Virginia Tech	4
Jerry Claiborne, Maryland	3
Bill Dooley, North Carolina	3
Jimbo Fisher, Florida State	3
Jim Tatum, Maryland	2
George Welsh, Virginia	2
Dick Crum, North Carolina	1
Paul Dietzel, South Carolina	1
Ralph Friedgen, Maryland	1
Jim Grobe, Wake Forest	1
Ken Hatfield, Clemson	1
Jim Hickey, North Carolina	1
Lou Holtz, NC State	1
Paul Johnson, Georgia Tech	1
George O'Leary, Georgia Tech	1
Pat Narduzzi, Pitt	1
Charley Pell, Clemson	1
Bo Rein, NC State	1
Steve Spurrier, Duke	1
Cal Stoll, Wake Forest	1

*Georgia Tech's 2009 win over Clemson in the ACC Championship Game was later vacated due to NCAA sanctions.

Note: In 1965, Duke and South Carolina finished the regular season tied for the conference lead with identical 4-2 league marks before ACC Commissioner Jim Weaver ruled that the Gamecocks had violated league rules in regards to the eligibility of two players and were required to forfeit all conference games in which the two players had participated. Due to the forfeit wins they received, NC State and Clemson, which had both lost to South Carolina, were declared ACC co-champions with 5-2 records in league play while Duke, which did not play South Carolina, finished third with its 4-2 mark.

ALL-TIME W-L RECORD BY SCHOOL

Team	Years	Games	Won	Lost	Tied	Pct.
Florida State	1947-2022	865	568	280	17	.666
Miami	1926-2022	1,057	656	382	19	.630
Clemson	1896-2022	1,302	789	468	45	.623
Virginia Tech	1892-2022	1,310	766	498	46	.602
Georgia Tech	1892-2022	1,326	749	534	43	.581
Pitt	1890-2022	1,351	758	551	42	.576
Boston College	1893-2022	1,243	687	519	37	.567
Syracuse	1889-2022	1,356	737	571	49	.562
North Carolina	1888-2022	1,339	721	564	54	.559
Louisville	1912-2022	1,049	540	492	17	.523
Virginia	1888-2022	1,361	680	633	48	.517
NC State	1892-2022	1,267	625	587	55	.515
Duke	1888-2022	1,112	530	551	31	.491
Wake Forest	1888-2022	1,198	488	677	33	.421

Chart does not include vacated games by Florida State (12 in 2006-07), Georgia Tech (1 in 2009), North Carolina (16 in 2008-09) or Syracuse (11 in 2004-06).

ALL-TIME ACC W-L RECORD BY SCHOOL

Team	Years	Games	Won	Lost	Tied	Pct.
Florida State	1992-2022	248	183	65	0	.738
Clemson	1953-2022	472	320	146	6	.684
Virginia Tech	2004-2022	153	99	54	0	.647
Miami	2004-2022	153	86	57	0	.601
Pitt	2013-2022	82	48	34	0	.585
Georgia Tech	1979-2022	305	159	145	1	.523
North Carolina	1953-2022	491	251	236	4	.515
NC State	1953-2022	477	243	230	4	.514
Louisville	2014-2022	74	37	37	0	.500
Boston College	2005-2022	146	65	81	0	.445
Virginia	1954-2022	460	193	263	4	.424
Duke	1953-2022	476	166	302	8	.357
Wake Forest	1953-2022	496	159	332	5	.326
Syracuse	2013-2022	82	26	56	0	.317

ACC COMPOSITE NUMBERS

Team	All Seasons	All Head Coaches	ACC Coaches	ACC Co-Titles	ACC Solo Titles	ACC Total Titles	Last ACC Title	Bowl Record	Total Bowls
Boston College*	125	36	5	0	0	0	—	14-12-0	29*
Clemson*	127	25	9	1	20	21	2022	26-23-0	49
Duke	110	22	12	3	4	7	1989	7-8-0	15
Florida State	76	12	5	2	13	15	2014	30-17-2	49
Georgia Tech*	130	24	11	1	1	3	2009	25-20-0	45
Louisville	105	25	4	0	0	0	—	11-12-1	24
Miami	97	26	7	0	0	0	—	20-24-0	44
North Carolina	132	35	10	1	4	5	1980	15-22-0	37
NC State	129	34	12	2	5	7	1979	17-16-1	34
Pitt	133	40	3	0	1	0	—	15-22-0	37
Syracuse	133	30	2	0	0	0	—	16-10-1	27
Virginia*	133	41	13	2	0	2	1995	8-13-0	21
Virginia Tech	128	35	3	0	4	4	2010	13-21-0	34
Wake Forest	121	33	12	0	2	2	2006	11-6-0	16

*Clemson's ACC games in 1983 and 1984 are not counted due to NCAA and ACC probation. Georgia Tech joined the ACC in 1979, but did not become eligible for the league title until 1983. Virginia's 1953 season is not counted because the school did not join the ACC until December 1953. In several instances, games against non-conference opponents were designated as league games. Georgia Tech vacated the 2009 ACC Championship due to NCAA sanctions. Boston College earned a bid to the 2018 Servpro First Responder Bowl, but the game was delayed and then canceled due to weather.

ACC SERIES (1953-2022)

Team	BC	CU	DU	FSU	GT	UL	UM	UNC	NCS	UP	SU	UVA	VT	WF
Boston College	x	4-14-0	3-3-0	4-12-0	3-3-0	4-5-0	3-2-0	0-5-0	10-7-0	2-1-0	4-6-0	4-1-0	8-12-0	9-8-0
Clemson	14-4-0	x	37-13-1	13-17-0	23-17-0	8-0-0	6-2-0	36-16-1	40-23-0	2-2-0	9-1-0	38-8-1	6-2-0	60-9-1
Duke	3-3-0	13-37-1	x	0-21-0	11-29-0	0-2-0	4-14-0	22-47-1	21-30-4	1-8-0	2-1-0	30-35-0	4-15-0	36-31-1
Florida State	13-4-0	17-13-0	21-0-0	x	15-3-0	5-4-0	12-7-0	15-3-0	19-11-0	1-1-0	8-1-0	15-4-0	3-3-0	23-7-0
Georgia Tech	3-3-0	17-23-0	29-11-0	3-15-0	x	2-0-0	7-11-0	22-16-1	18-11-0	4-6-0	1-1-0	16-21-1	7-11-0	18-8-0
Louisville	5-4-0	0-8-0	2-0-0	4-5-0	0-2-0	x	1-2-0	1-0-0	5-3-0	1-2-0	7-2-0	5-4-0	1-0-0	6-3-0
Miami	2-3-0	2-6-0	14-4-0	7-12-0	11-7-0	1-2-0	x	10-9-0	5-2-0	7-3-0	1-0-0	11-8-0	10-9-0	5-0-0
North Carolina	5-0-0	16-36-1	47-22-1	3-15-0	16-22-1	0-1-0	9-10-0	x	37-33-0	7-2-0	1-1-0	37-31-1	5-14-0	38-20-1
NC State	7-10-0	23-40-0	30-21-4	11-19-0	11-18-0	3-5-0	2-5-0	33-37-0	x	2-0-0	7-3-0	31-17-0	2-5-0	43-26-1
Pitt	1-2-0	2-2-0	8-1-0	1-1-0	6-4-0	2-1-0	3-7-0	2-7-0	0-2-0	x	9-1-0	7-2-0	6-4-0	2-0-0
Syracuse	6-4-0	1-9-0	1-2-0	1-8-0	1-1-0	2-7-0	1-0-0	1-1-0	3-7-0	1-9-0	x	1-1-0	2-0-0	5-5-0
Virginia	1-4-0	8-38-1	35-30-0	4-15-0	21-16-1	4-5-0	8-11-0	31-37-1	17-31-0	2-7-0	1-1-0	x	1-17-0	32-16-0
Virginia Tech	12-8-0	2-6-0	15-4-0	3-3-0	11-7-0	0-1-0	9-10-0	14-5-0	5-2-0	4-6-0	0-2-0	17-1-0	x	4-2-0
Wake Forest	8-9-0	9-60-1	31-36-1	7-23-0	8-18-0	3-6-0	0-5-0	20-38-1	26-43-1	0-2-0	5-5-0	16-32-0	2-4-0	x
Maryland	2-7-0	25-34-2	30-13-0	2-20-0	6-15-0	0-0-0	2-1-0	27-25-0	29-29-1	0-0-0	0-1-0	34-23-0	1-4-0	41-17-1
South Carolina	0-0-0	8-10-0	5-11-1	0-0-0	0-0-0	6-12-0	0-0-0	7-9-0	5-7-2	0-0-0	0-0-0	10-2-1	0-0-0	11-7-0

ALL-TIME SERIES (1953-2022)

Team	BC	CU	DU	FSU	GT	UL	UM	UNC	NCS	UP	SU	UVA	VT	WF
Boston College	x	9-21-2	5-4-0	5-15-0	4-7-0	7-8-0	6-24-0	2-6-0	11-8-0	15-17-0	22-34-0	6-1-0	11-20-0	14-13-2
Clemson	21-9-2	x	37-16-1	15-20-0	35-50-2	8-0-0	7-6-0	39-19-1	60-29-1	2-3-0	9-2-0	40-8-1	23-12-1	70-17-1
Duke	4-5-0	16-37-1	x	0-21-0	35-54-1	0-3-0	5-15-0	40-64-4	41-37-5	9-17-0	4-1-0	34-40-0	11-19-0	59-41-2
Florida State	15-5-0	20-15-0	21-0-0	x	15-11-1	17-6-0	32-35-0	17-3-1	27-16-0	4-6-0	13-2-0	15-4-0	23-13-1	30-9-1
Georgia Tech	7-4-0	50-35-2	54-35-1	11-15-1	x	2-0-0	13-14-0	32-22-3	20-11-0	6-11-0	3-1-0	21-22-1	8-11-0	23-8-0
Louisville	8-7-0	0-8-0	3-0-0	6-17-0	0-2-0	x	11-3-1	5-3-0	8-4-0	9-10-0	13-8-0	6-5-0	2-6-0	7-3-0
Miami	24-6-0	6-6-0	15-4-0	35-31-0	13-13-0	3-11-1	x	14-11-0	11-5-1	29-11-1	16-7-0	11-8-0	24-15-0	8-3-0
North Carolina	6-2-0	19-39-1	64-40-4	3-17-1	22-32-3	3-5-0	12-14-0	x	68-38-6	11-5-0	3-3-0	65-58-4	14-25-6	72-36-2
NC State	8-11-0	29-60-1	37-41-5	16-27-0	11-20-0	4-8-0	5-11-1	38-68-6	x	5-5-1	13-3-0	35-22-1	19-28-4	68-42-6
Pitt	17-15-0	3-2-0	17-9-0	6-4-0	11-6-0	10-9-0	12-29-1	5-11-0	5-5-1	x	43-32-3	10-4-0	11-11-0	2-0-0
Syracuse	34-22-0	2-9-0	1-4-0	2-13-0	1-3-0	8-13-0	7-16-0	3-3-0	3-13-0	32-43-3	x	3-3-0	11-8-0	6-6-0
Virginia	1-6-0	8-40-1	40-34-0	4-15-0	22-21-1	5-6-0	8-12-0	58-65-4	22-35-1	4-10-0	3-3-0	x	38-60-5	34-16-0
Virginia Tech	20-11-0	12-23-1	19-11-0	13-23-1	11-8-0	6-2-0	15-25-0	25-14-6	28-19-4	11-11-0	8-11-0	60-38-5	x	25-13-1
Wake Forest	13-14-2	17-70-1	41-59-2	9-30-1	8-23-0	3-7-0	3-8-0	36-72-2	42-68-6	0-2-0	6-6-0	16-34-0	13-25-1	x

Records include only seasons coaches were in the ACC

ALL GAMES

Victories

1. Bobby Bowden, Florida State	173
2. Dabo Swinney, Clemson	161
3. George Welsh, Virginia	134
4. Frank Beamer, Virginia Tech	113
5. Mack Brown, North Carolina	99
6. Bill Dooley, North Carolina & Wake Forest	98
7. Danny Ford, Clemson	96
Frank Howard, Clemson	96
9. Al Groh, Wake Forest & Virginia	85
10. Jimbo Fisher, Florida State	83
11. Paul Johnson, Georgia Tech	82
12. Bill Murray, Duke	80
13. Jerry Claiborne, Maryland	77
Earle Edwards, NC State	77
Jim Grobe, Wake Forest	77
16. Ralph Friedgen, Maryland	75
17. David Cutcliffe, Duke	73
18. Dick Crum, North Carolina	72

Winning Percentage (three seasons minimum)

1. Dabo Swinney, Clemson	161-39-0	.805
2. Jimbo Fisher, Florida State	83-23-0	.783
3. Bobby Bowden, Florida State	173-53-1	.764
4. Danny Ford, Clemson	96-29-4	.760
5. Lou Holtz, NC State	33-12-3	.719
6. Ken Hatfield, Clemson	32-13-1	.707
7. Frank Beamer, Virginia Tech	113-47-0	.706
8. Jim Tatum, MD & UNC	41-19-2	.677
9. Larry Coker, Miami	25-12-0	.675
10. Jerry Claiborne, Maryland	77-37-3	.671
11. Dick Sheridan, NC State	52-29-3	.637
12. Dick Crum, North Carolina	72-41-3	.634

Bowl/CFP Victories

1. Bobby Bowden, Florida State	11
Dabo Swinney, Clemson	11
3. Frank Beamer, Virginia Tech	6
Danny Ford, Clemson	6
5. Jimbo Fisher, Florida State	5
Ralph Friedgen, Maryland	5
Dave Clawson, Wake Forest	5
8. Chuck Amato, NC State	4
Mack Brown, North Carolina	4
Dick Crum, North Carolina	4
Bobby Ross, Maryland & Georgia Tech	4
George Welsh, Virginia	4
13. Tommy Bowden, Clemson	3
Dave Doeren, NC State	3
Jim Grobe, Wake Forest	3
Paul Johnson, Georgia Tech	3
Al Groh, Virginia	3
Tom O'Brien, Boston College & NC State	3

Total Seasons in ACC

1. George Welsh, Virginia	19
2. Bobby Bowden, Florida State	18
3. Bill Dooley, North Carolina & Wake Forest	17
Earle Edwards, NC State	17
Frank Howard, Clemson	17
6. Al Groh, Virginia & Wake Forest	15
Dabo Swinney, Clemson	15
8. David Cutcliffe, Duke	14
Mack Brown, North Carolina	14
10. Jim Grobe, Wake Forest	13
Bill Murray, Duke	13
12. Frank Beamer, Virginia Tech	12
13. Danny Ford, Clemson	11
Paul Johnson, Georgia Tech	11
15. Jerry Claiborne, Maryland	10
Dick Crum, North Carolina	10
Dave Doeren, NC State	10
Bobby Ross, Maryland & Georgia Tech	10
Ralph Friedgen, Maryland	10

ACC REGULAR-SEASON GAMES

Victories

1. Bobby Bowden, Florida State	117
2. Dabo Swinney, Clemson	99
3. George Welsh, Virginia	85
4. Frank Beamer, Virginia Tech	69
5. Frank Howard, Clemson	66
Mack Brown, North Carolina	66
7. Earle Edwards, NC State	55
8. Bill Murray, Duke	54
9. Bill Dooley, North Carolina & Wake Forest	52
10. Paul Johnson, Georgia Tech	51
11. Jimbo Fisher, Florida State	48
12. Jerry Claiborne, Maryland	46
13. Danny Ford, Clemson	44
Al Groh, Wake Forest & Virginia	44
15. Tommy Bowden, Clemson	43
Ralph Friedgen, Maryland	43

Winning Percentage (three seasons minimum)

1. Dabo Swinney, Clemson	99-19-0	.839
2. Bobby Bowden, Florida State	117-27-0	.813
3. Jerry Claiborne, Maryland	46-11-1	.802
4. Bill Murray, Duke	54-15-2	.775
5. Danny Ford, Clemson	44-14-1	.754
6. Jimbo Fisher, Florida State	48-16-0	.750
7. Lou Holtz, NC State	16-5-2	.739
8. Frank Beamer, Virginia Tech	69-27-0	.718
9. Jim Tatum, Maryland & UNC	21-9-2	.688
10. Frank Howard, Clemson	66-30-2	.684
11. Bo Rein, NC State	15-8-0	.652
12. Ken Hatfield, Clemson	19-10-1	.650
13. Dick Sheridan, NC State	31-18-1	.630
14. Bobby Ross, MD & GT	38-22-2	.629

Postseason Appearances (Bowl & CFP Games)


1. Dabo Swinney, Clemson	19
2. Bobby Bowden, Florida State	18
3. George Welsh, Virginia	12
Frank Beamer, Virginia Tech	12
5. Paul Johnson, Georgia Tech	9
Mack Brown, North Carolina	9
7. Tommy Bowden, Clemson	8
Danny Ford, Clemson	8
Dave Doeren, NC State	8
10. Jerry Claiborne, Maryland	7
Bill Dooley, North Carolina & Wake Forest	7
Jimbo Fisher, Florida State	7
Ralph Friedgen, Maryland	7
14. Dick Crum, North Carolina	6
Bobby Ross, Maryland & Georgia Tech	6
Dick Sheridan, NC State	6

Total Games Coached in ACC

1. Bobby Bowden, Florida State	227
2. George Welsh, Virginia	223
3. Dabo Swinney, Clemson	200
4. Bill Dooley, North Carolina & Wake Forest	191
5. Al Groh, Virginia & Wake Forest	178
6. David Cutcliffe, Duke	174
7. Earle Edwards, NC State	173
8. Frank Howard, Clemson	172
9. Mack Brown, North Carolina	168
10. Frank Beamer, Virginia Tech	160
11. Jim Grobe, Wake Forest	159
12. Paul Johnson, Georgia Tech	143
13. Bill Murray, Duke	133
14. Danny Ford, Clemson	129
15. Ralph Friedgen, Maryland	125
16. Bobby Ross, Maryland & Georgia Tech	117
Jerry Claiborne, Maryland	117
18. Dick Crum, North Carolina	116
Tommy Bowden, Clemson	116

AGAINST NON-CONFERENCE

Year	Ranked AP	Overall	Pct.
1953	3-6-0	21-17-3	.549
1954	2-10-1	20-22-2	.465
1955	3-7-1	22-18-1	.549
1956	2-12-2	10-20-4	.353
1957	3-4-1	13-10-3	.558
1958	0-7-0	11-18-1	.383
1959	3-6-0	10-20-0	.333
	16-52-5	107-125-14	.463
1960	2-3-0	8-20-0	.286
1961	1-2-0	14-14-0	.500
1962	0-1-0	9-17-2	.357
1963	0-4-0	8-16-2	.346
1964	0-4-0	10-17-1	.375
1965	0-5-0	12-18-0	.400
1966	1-10-0	7-27-0	.206
1967	1-2-0	9-20-0	.310
1968	1-5-0	7-21-0	.250
1969	0-10-0	7-23-0	.233
	6-46-0	91-193-5	.324
1970	2-8-0	13-25-0	.342
1971	2-7-0	15-24-0	.385
1972	1-7-0	17-18-0	.486
1973	1-9-0	12-23-0	.343
1974	2-5-0	21-14-2	.595
1975	3-7-0	12-28-1	.305
1976	4-4-0	21-18-2	.537
1977	1-8-0	17-17-1	.500
1978	2-6-0	18-17-0	.514
1979	4-6-0	28-18-3	.603
	22-67-0	174-202-9	.464
1980	1-11-1	19-22-1	.464
1981	3-3-0	17-24-1	.417
1982	1-8-0	22-15-1	.592
1983	1-6-1	17-16-1	.515
1984	5-6-0	19-15-0	.559
1985	1-7-1	17-16-0	.515
1986	2-6-1	19-14-4	.568
1987	2-12-0	18-18-0	.500
1988	2-8-0	20-13-1	.603
1989	4-6-1	20-15-2	.568
	22-73-6	188-168-11	.527
1990	5-3-0	28-8-1	.770
1991	5-11-0	34-15-1	.690
1992	3-4-0	23-8-1	.734
1993	3-7-0	21-13-0	.618
1994	3-2-1	21-10-1	.672
1995	2-6-0	17-15-0	.531
1996	7-6-0	15-16-0	.484
1997	5-5-0	22-9-0	.710
1998	8-4-0	21-12-0	.636
1999	6-5-0	21-12-0	.636
	47-53-1	223-118-4	.652
2000	3-5	20-13	.606
2001	2-10	23-13	.639
2002	4-8	30-17	.638
2003	5-6	27-15	.643
2004	3-9	26-13	.667
2005	4-5	32-12	.727
2006	0-7	33-23	.589
2007	3-9	35-21	.625
2008	4-5	41-17	.707
2009	4-9	33-22	.600
	32-73	301-166	.644
2010	2-12	34-23	.596
2011	2-8	33-23	.589
2012	2-11	31-23	.574
2013	4-7	46-21	.687
2014	5-9	46-21	.687
2015	3-14	41-25	.621
2016	7-5	51-17	.750
2017	3-11	43-21	.672
2018	3-13	45-25	.643
2019	3-13	41-28	.594
	34-103	411-227	.644
2020	1-4	14-9	.609
2021	1-10	37-25	.596
2022	1-6	42-22	.656
	3-20	93-56	.624



Florida State's **Bobby Bowden** had an unprecedented 44-year coaching career which saw him finish with 377 career victories, the second-highest total in NCAA history at the FBS level ... Bowden's accomplishments are legendary and include the most wins by an ACC coach (173), the most conference wins by an ACC coach (117) and the best winning percentage in ACC games (.813), as well as winning twice as many ACC titles (12) as any other coach.



Virginia's **George Welsh** retired in 2000 as the winningest coach in ACC history with 134 wins in 19 seasons ... the 1955 Naval Academy graduate directed the Cavaliers to 12 bowl games, including nine in his last 11 seasons ... Welsh was named ACC Coach of the Year four times (1983, 1984, 1991 and 1995) and National Coach of the Year once (1991) ... his Cavaliers tied for two ACC titles (1989 and 1995) and he currently ranks second to Florida State's Bowden on the ACC all-time win list.



Bill Murray served as Duke's head coach from 1951-65 and compiled a record of 93-51-9 (.637) in 15 seasons ... a native of Rocky Mount, N.C., Murray guided Duke to one Southern Conference title (1952) and six ACC crowns (1953, 1954, 1955, 1960, 1961 & 1962) ... ACC Coach of the Year pick in 1954, 1960 & 1962 ... led Duke to appearances in the Orange Bowl (1954 & 1957) and Cotton Bowl (1960) ... inducted into the College Football Hall of Fame in 1974.



Virginia Tech's **Frank Beamer** completed his coaching career in 2015 sixth on the NCAA career victory list with 280 wins over a 35-year career ... Beamer coached at his alma mater for 29 seasons (1987-2015), guiding the Hokies to 238 wins, a national championship appearance (1999), seven conference titles, including four in the ACC, and 23 consecutive bowl appearances ... from 2004 through 2011, the Mount Airy, N.C., native led the Hokies to 10 or more victories.

NCAA FBS CAREER VICTORIES ALL-TIME

1. Joe Paterno.....	409
2. Bobby Bowden	*377
3. Glenn "Pop" Warner.....	336
4. Paul "Bear" Bryant.....	323
5. Amos Alonzo Stagg.....	314
6. Frank Beamer	280
Nick Saban.....	280
8. Mack Brown	274
9. Brian Kelly.....	273
10. LaVell Edwards.....	257
11. Tom Osborne.....	255
12. Lou Holtz	249
13. Woody Hayes.....	238
14. Bo Schembechler.....	234
15. Chris Ault.....	233

*Due to sanctions, the NCAA recognizes Bowden with 377 career victories instead of 389.

NCAA CAREER GAMES AS A HEAD COACH

1. Joe Paterno, Penn State.....	548
Amos Alonzo Stagg.....	548
Springfield, Chicago, Pacific	
3. Bobby Bowden	510
Samford, West Virginia, Florida State	
4. Glenn "Pop" Warner.....	482
Georgia, Iowa State, Cornell, Carlisle, Pitt, Stanford, Temple	
5. Frank Beamer	428
Murray State, Virginia Tech	
6. Paul "Bear" Bryant.....	425
Maryland, Kentucky, Texas A&M, Alabama	
7. Hayden Fry.....	420
SMU, North Texas, Iowa	
8. Mack Brown	419
Appalachian State, Tulane, North Carolina, Texas	
9. Jess Neely.....	402
Rhodes, Clemson, Rice	
10. Lou Holtz	388
William & Mary, NC State, Arkansas, Minnesota, Notre Dame, South Carolina	

NCAA FBS VICTORIES AT ONE SCHOOL

1. Joe Paterno, Penn State.....	409
2. Bobby Bowden, Florida State	377
3. LaVell Edwards, BYU.....	257
4. Tom Osborne, Nebraska.....	255
5. Amos Alonzo Stagg, Chicago.....	244
6. Frank Beamer, Virginia Tech	238
7. Chris Ault, Nevada.....	233
8. Paul "Bear" Bryant, Alabama.....	232
9. Woody Hayes, Ohio State.....	205
Vince Dooley, Georgia.....	201

NCAA FBS MOST YEARS AT ONE SCHOOL

1. Joe Paterno, Penn State.....	46
2. Amos Alonzo Stagg, Chicago.....	41
3. Bobby Bowden, Florida State	34
4. Frank Howard, Clemson	30
Dan McGugin, Vanderbilt.....	30
6. Frank Beamer, Virginia Tech	29
LaVell Edwards, BYU.....	29
Frank Zupke, Illinois.....	29
9. Woody Hayes, Ohio State.....	28
Chris Ault, Nevada.....	28

NATIONAL COACH OF THE YEAR AWARDS

Football Coaches (AFCA)

1942.....	Bill Alexander, Georgia Tech
1953.....	Jim Tatum, Maryland
1959.....	Ben Schwartzwalder, Syracuse
1976.....	Johnny Majors, Pittsburgh
1981.....	Danny Ford, Clemson
1987.....	Dick MacPherson, Syracuse
1990.....	Bobby Ross, Georgia Tech
1999.....	Frank Beamer, Virginia Tech
2001.....	Larry Coker, Miami; Ralph Friedgen, Maryland
2006.....	Jim Grobe, Wake Forest
2013.....	David Cutcliffe, Duke
2015.....	Dabo Swinney, Clemson

Football Writers (FWAA)

1959.....	Ben Schwartzwalder, Syracuse
1973.....	Johnny Majors, Pittsburgh
1976.....	Johnny Majors, Pittsburgh
1981.....	Danny Ford, Clemson
1983.....	Howard Schnellenberger, Miami
1987.....	Dick MacPherson, Syracuse
1990.....	Bobby Ross, Georgia Tech
1999.....	Frank Beamer, Virginia Tech
2001.....	Ralph Friedgen, Maryland

Associated Press

1999.....	Frank Beamer, Virginia Tech
2001.....	Ralph Friedgen, Maryland
2006.....	Jim Grobe, Wake Forest
2015.....	Dabo Swinney, Clemson

Home Depot Award

1994.....	Bobby Bowden, Florida State
2001.....	Ralph Friedgen, Maryland
2015.....	Dabo Swinney, Clemson

Walter Camp Coach of the Year

1973.....	Johnny Majors, Pitt
1979.....	John Mackovic, Wake Forest
1986.....	Jimmy Johnson, Miami
1987.....	Dick MacPherson, Syracuse
1990.....	Bobby Ross, Georgia Tech
1999.....	Frank Beamer, Virginia Tech
2001.....	Ralph Friedgen, Maryland
2013.....	David Cutcliffe, Duke
2015.....	Dabo Swinney, Clemson
2017.....	Mark Richt, Miami

1953

National Champion: Maryland
ACC Co-Champions: Maryland, Duke
Player of the Year: Bernie Faloney, Maryland
Coach of the Year: Jim Tatum, Maryland

National champion Maryland and 18th-ranked Duke tied for the ACC's inaugural gridiron title ... The Terps finished the regular season with a perfect 10-0 record, including a 3-0 mark in league play while the Blue Devils won all four of their family scraps en route to a 7-2-1 season ... Maryland, which lost to Oklahoma in the Orange Bowl, 7-0, scored 298 points, the most by any team until 1967, while allowing an ACC record-low 31 points ... Maryland led the nation in rushing defense, 83.9 yards allowed per outing, and scoring defense, 3.1 points per game ... The Terrapins ranked 6th nationally in total offense (359.5), 3rd in total defense (193.2) and led the nation in scoring defense (3.1) ... Terp tackle Stan Jones earned consensus All-America honors while teammate Bernie Faloney was named first-team Academic All-America ... Duke senior tackle Ed Meadows was named a first-team All-America by the FWAA ... Maryland quarterback Bernie Faloney was also named a first-team All-America by the Independent News Service and was named the initial ACC player of the Year ... Faloney was 3rd in the ACC in total offense and passing and tied for the league lead in pass interceptions with six, while also ranking 2nd in the conference: in punting (39.7) ... Faloney and Duke junior halfback Jerry Barger tied for 2nd nationally in pass interceptions ... Head coaches in the

All-ACC Football Team

1st Team:
 E-Clyde Bennett, SC
 E-Howard Pitt, DU
 T-Ed Meadows, DU
 T-Stan Jones, MD
 G-Bob Burrows, DU
 G-John Bowersox, MD
 C-Leon Cunningham, SC
 B-Bernie Faloney, MD
 B-Chester Hanulak, MD
 B-James (Red) Smith, DU
 B-John Grambling, SC

2nd Team:
 E-Dreher Gaskin, CU
 E-Bill Walker, MD
 T-Bob Bartholomew, WF
 T-Bob Morgan, MD
 G-Frank Mincevich, SC
 G-Bob King, SC
 C-John Palmer, DU
 B-Ralph Felton, MD
 B-Don King, CU
 B-Jerry Barger, DU
 B-Dick Lackey, UNC

first season listed Frank Howard at Clemson, Bill Murray at Duke, North Carolina's George Barclay, Horace Hendrickson at NC State, Rex Enright at South Carolina, Virginia's Ned McDonald, Tom Rogers at Wake Forest and Maryland's Jim Tatum, who earned AFCA and FWAA National Coach-of-the-Year honors ... Tatum was the inaugural ACC Coach of the Year as well ... Maryland senior halfback Chet Hanulak led the ACC in rushing and ranked 10th nationally ... But Hanulak's per-carry average of 9.8 led the nation ... NC State sophomore quarterback Eddie West ranked 4th nationally in punt returns with 239 yards and a 10.4 average ... North Carolina sophomore halfback Ken Keller ranked 7th nationally in kickoff returns (299 yds) just ahead of NC State senior halfback Bill Teer, who was 8th (289 yds).

1954

ACC Champion: Duke
Player of the Year: Jerry Barger, Duke
Coach of the Year: Bill Murray, Duke

Duke's Blue Devils won the league title outright with a spotless 4-0 league mark, while Maryland finished second with four victories and a tie (with Wake Forest) in five league contests ... Duke posted an 8-2-1 record overall, including a 34-7 win over Nebraska in the Orange Bowl ... Duke head coach Bill Murray was named ACC Coach of the Year, leading the Blue Devils to a No. 14 national ranking ... Maryland, coached by Jim Tatum, finished the year ranked 8th nationally in the AP final poll ... Virginia finished 0-2 in league play and 3-6 overall in the school's inaugural ACC gridiron campaign ... Duke senior quarterback Jerry Barger was named the ACC's Player of the Year after finishing 6th in the ACC in total offense and leading the conference in pass interceptions with seven ... Barger tied for 2nd nationally in pass interceptions ... For the second straight year, South Carolina senior fullback Bill Wohrman was named the recipient of the ACC's Jacobs Blocking Trophy as the league's top blocker ... South Carolina senior guard Frank Mincevich was named a first-team All-America by the Independent News Service ... Maryland's George Falahunik earned Academic All-America laurels ... Earle Edwards succeeded Horace Hendrickson as NC State's head football coach ... South Carolina

All-ACC Football Team

1st Team:
 E-Will Frye, UNC
 E-Bill Walker, MD
 T-Bob Bartholomew, WF
 T-Clyde White, CU
 G-Frank Mincevich, SC
 G-Ralph Torrance, DU
 C-Leon Cunningham, SC
 B-Jerry Barger, DU
 B-Dick Bielski, MD
 B-Bob Pascal, DU
 B-Ronnie Waller, MD

2nd Team:
 E-Ed Stowers, WF
 E-Scott Jackson, CU
 T-Jack Maultsby, UNC
 T-Harry Lovell, SC
 G-John Polzer, UVA
 G-Bob Pellegrini, MD
 C-John Irvine, MD
 B-George Marinkov, NCS
 B-Mackie Prickett, SC
 B-Bryant Aldridge, DU
 B-Don King, CU

sophomore quarterback Mackie Prickett led the ACC and ranked 9th nationally in passing, averaging 6.8 completions per game ... Prickett also tied for 5th nationally in pass interceptions, with six pickoffs to his credit ... South Carolina junior halfback Carl Brazell ranked 4th nationally in pass receiving, averaging 2.9 catches per game ... NC State sophomore halfback George Marinkov ranked 2nd nationally in kickoff returns with 465 yards and a 35.8 return average ... Maryland senior halfback Ron Waller ranked 9th nationally in punt returns with 199 yards and a 15.3: return average ... Clemson finished 4th nationally in rushing defense, allowing just 96.9 yards per game on the ground ... The Tigers also ranked 3rd nationally in total defense, allowing only 176.1 yards per game.

Team	Conference					Overall										
	AP	UPI	W	L	T	For	Opp	W	L	T	For	Opp	Hm	Rd	Nu	vsAP
Maryland	1	1	3	0	0	70	6	10	1	0	298	38	5-0	5-0	0-1	2-1
Duke	18	18	4	0	0	105	27	7	2	1	217	81	4-0	2-1	1-1	0-1
South Carolina	2	3	0	58	70	7	3	0	198	97	5-1	2-1	0-1	0-1	1-2	
North Carolina	2	3	0	67	99	4	6	0	173	187	2-3	2-3	0-0	0-0	0-2	
Wake Forest	2	3	0	52	75	3	6	1	123	157	0-2	1-4	1-1	2-0	1-1	
Clemson	1	2	0	25	34	3	5	1	139	172	2-2	1-3	1-1	0-0	0-3	
NC State	0	3	0	14	80	1	9	0	80	263	1-3	0-6	0-0	0-0	0-2	
Virginia	-	-	-	-	-	1	8	0	75	242	0-4	0-3	1-1	0-0	0-0	

Versus Non-Conference Opponents: 21-17-3 (.549)

Team	Conference					Overall										
	AP	UPI	W	L	T	For	Opp	W	L	T	For	Opp	Hm	Rd	Nu	vsAP
Duke	14	14	4	0	0	122	47	8	2	1	270	161	3-1	4-0	1-1	0-2-1
Maryland	8	11	4	0	1	124	27	7	2	1	280	67	4-0	3-2	1-0	0-0
North Carolina	4	2	0	93	126	4	5	1	140	222	3-2	1-3	1-0	0-0	0-1	
South Carolina	3	3	0	86	94	6	4	0	172	153	3-2	3-2	0-0	0-0	1-0	
Clemson	1	2	0	40	49	5	5	0	193	121	3-1	1-4	1-0	1-0	1-2	
Wake Forest	1	4	1	106	107	2	7	1	129	165	2-2	0-3	0-2	1-0	0-1	
Virginia	0	2	0	14	53	3	6	0	113	162	3-2	0-3	0-1	0-4		
NC State	0	4	0	27	109	2	8	0	104	193	1-3	1-5	0-0	0-0	0-2	

Versus Non-Conference Opponents: 20-22-2 (.465)

CLEMSON (AP-RANK: TEAM/OPP)

W 33-7 /-/- at Presbyterian
 T 14-14 /-/- at Boston College
 L 0-20 /-3/ at Maryland
 L 7-39 /-/- at Miami
 L 7-14 /-/- at South Carolina
 W 18-0 /-/- at Wake Forest
 L 7-20 /-14/ at Georgia Tech
 W 34-13 /-/- at The Citadel
 L 19-45 /-14/ at Auburn

NORTH CAROLINA

W 29-7 /-/- NC State
 W 39-0 /-/- Washington & Lee
 W 18-13 /-/- at Wake Forest
 L 0-26 /-3/ at Maryland
 L 14-27 /-/- at Georgia
 L 6-20 /-/- Tennessee
 L 0-18 /-/- at South Carolina
 L 14-34 /-1/ Notre Dame
 W 33-7 /-/- at Virginia
 L 20-35 /-/- at Duke

VIRGINIA

L 6-20 /-/- Virginia Tech
 L 0-19 /-/- South Carolina
 W 24-20 /-/- George Washington
 (Alexandria, Va.)
 L 6-21 /-/- VMI
 L 13-28 /-/- at Vanderbilt
 L 6-48 /-13/ Duke
 (Norfolk, Va.)
 L 0-26 /-/- Pitt
 L 13-27 /-/- at Wash. & Lee
 L 7-33 /-/- at North Carolina

DUKE

W 20-7 /0/- at South Carolina
 W 19-0 /0/- Wake Forest
 W 21-7 /2/- at Tennessee
 W 20-14 /8/- Purdue
 L 13-14 /7/- Army
 (New York)
 W 31-0 /16/- NC State
 W 48-6 /13/- Virginia
 (Norfolk, Va.)
 T 0-0 /0/- Navy
 (Baltimore, Md.)
 L 10-13 /12/15/ at Georgia Tech
 W 35-20 /-/- North Carolina

NC STATE

L 7-29 /-/- at North Carolina
 L 7-20 /-/- at George Washington
 W 27-7 /-/- Davidson
 L 7-20 /-/- Wake Forest
 L 0-31 /-16/ at Duke
 L 6-7 /-/- William & Mary
 L 7-27 /-/- at Army
 L 6-40 /-/- at Pitt
 L 0-61 /-19/ West Virginia
 L 13-23 /-/- at Florida State

WAKE FOREST

L 14-16 /-/- William & Mary
 (Richmond, Va.)
 L 0-19 /-10/ at Duke
 W 18-12 /-/- Villanova
 L 13-18 /-/- North Carolina
 W 20-7 /-/- at NC State
 T 13-13 /-/- at Richmond
 L 0-18 /-/- at Clemson
 L 7-20 /-/- at Boston College
 L 10-21 /-/- Furman
 W 19-13 /-15/ South Carolina
 (Charlotte, N.C.)

MARYLAND

W 20-6 /9/- at Missouri
 W 52-0 /9/- Washington & Lee
 W 20-0 /3/- at Clemson
 W 40-13 /4/- Georgia
 W 26-0 /3/- at North Carolina
 W 30-0 /3/- at Miami
 W 24-6 /2/- South Carolina
 W 27-6 /2/- at GW
 W 38-0 /2/11/ Mississippi
 W 21-0 /2/11/ Alabama
 Orange Bowl
 L 0-7 /1/4/ Oklahoma

CLEMSON (AP-RANK: TEAM/OPP)

W 33-0 /-/- Presbyterian
 L 7-14 /-/- at Georgia
 L 7-18 /-/- Virginia Tech
 W 14-7 /-14/ Florida
 (Jacksonville, Fla.)
 L 8-13 /-/- at South Carolina
 W 32-20 /-/- Wake Forest
 (Charlotte, N.C.)
 W 27-6 /-/- Furman
 L 0-16 /-17/ at Maryland
 L 6-27 /-18/ at Auburn
 W 59-0 /-/- The Citadel

NORTH CAROLINA

W 20-6 /-/- NC State
 T 7-7 /-/- at Tulane
 L 7-21 /-/- Georgia
 L 0-33 /-/- at Maryland
 W 14-7 /-/- Wake Forest
 L 20-26 /-/- Tennessee
 W 21-19 /-/- South Carolina
 L 13-42 /-5/ at Notre Dame
 W 26-14 /-/- at Virginia
 L 12-47 /-20/ Duke

VIRGINIA

W 27-21 /-/- Lehigh
 W 14-13 /-/- George Washington
 L 7-34 /-12/ at Penn State
 W 21-0 /-/- VMI
 L 0-6 /-14/ Virginia Tech
 (Roanoke, Va.)
 L 20-21 /-9/ at Army
 L 0-27 /-/- at South Carolina
 L 14-26 /-/- North Carolina
 L 10-14 /-12/ West Virginia

DUKE

W 52-0 /19/- at Pennsylvania
 W 7-6 /7/- Tennessee
 T 13-13 /6/5/ at Purdue
 L 14-28 /6/18/ Army
 W 21-7 /19/- at NC State
 W 21-20 /16/- Georgia Tech
 L 7-40 /11/19/ Navy
 (Norfolk, Va.)
 W 28-21 /-/- at Wake Forest
 W 26-7 /-/- South Carolina
 W 47-12 /20/- at North Carolina
 Orange Bowl
 W 34-7 /14/- Nebraska

NC STATE

L 21-30 /-/- at Virginia Tech
 L 6-20 /-/- at North Carolina
 L 0-26 /-/- at Wake Forest
 W 26-0 /-/- at William & Mary
 L 7-13 /-/- Florida State
 L 7-21 /-19/ Duke
 L 6-7 /-/- Furman
 L 14-42 /-/- at Maryland
 W 14-6 /-/- Richmond
 L 3-28 /-14/ at West Virginia

WAKE FOREST

W 14-0 /-/- George Washington
 L 0-32 /-/- Virginia Tech
 (Richmond, Va.)
 W 26-0 /-/- NC State
 T 13-13 /-13/ Maryland
 L 7-14 /-/- North Carolina
 L 20-32 /-/- Clemson
 (Charlotte, N.C.)
 L 0-13 /-/- at Richmond
 L 21-28 /-/- Duke
 L 9-13 /-/- at William & Mary
 L 19-20 /-/- at South Carolina

MARYLAND

W 20-0 /3/- at Kentucky
 L 7-12 /6/4/ at UCLA
 T 13-13 /13/- at Wake Forest
 (Winston-Salem, N.C.)
 W 33-0 /-/- North Carolina
 L 7-9 /-16/ at Miami (Fla.)
 W 20-0 /-/- at South Carolina
 W 42-14 /-/- at NC State
 W 16-0 /17/- Clemson
 W 48-6 /13/- G. Washington
 W 74-13 /10/- Missouri

SOUTH CAROLINA

W 34-20 /-18/ at Army
 L 6-26 /-15/ West Virginia
 W 27-7 /-/- at Furman
 W 13-8 /-/- Clemson
 L 0-20 /-/- Maryland
 L 19-21 /-/- at North Carolina
 W 27-0 /-/- Virginia
 L 7-26 /-/- at Duke
 W 21-19 /-/- Wake Forest
 W 19-6 /-/- at The Citadel

1955 ACC Co-Champions: Duke, Maryland Player of the Year: Bob Pellegrini, Maryland Coach of the Year: Jim Tatum, Maryland

For the second time in the ACC's first three years, Duke and Maryland tied for the league title with identical 4-0 records ... The Terps finished third in both polls while the Blue Devils earned a No 16 listing in the UPI poll ... The ACC posted a 22-18-1 mark against non-conference opponents ... Maryland led the nation in defense against the rush, allowing 83.9 yards per game ... Wake Forest became the first ACC team to play a complete seven-game conference schedule ... Maryland had a 15-game winning streak snapped with a 20-6 loss to Oklahoma in the Orange Bowl ... Terp center Bob Pellegrini was a consensus All-America while Wake Forest's Bob Bartholomew was accorded Academic All-America honors ... Maryland junior tackle Mike Sandusky was also named a first-team All-America by *The Sporting News* ... Pellegrini, who played both center and linebacker for the Terrapins, was named the ACC's Player of the Year and also finished 6th in the Heisman Trophy balloting ... Pellegrini was also named the recipient of the ACC's Jacobs Blocking Trophy ... Maryland head coach Jim Tatum was named the ACC's Coach of the Year for the second time in three years, becoming the league's first multiple winner of the award ... Wake Forest senior quarterback Nick Consoles finished 8th nationally in passing, as future Virginia head coach George Welsh, playing for Navy, led the nation in passing ... Clemson's Joel Wells, Duke's Bob Pascal and Virginia's James Bakhtiar finished 7th, 8th and 9th, respectively in the nation in rushing ... Wake Forest junior halfback Bill Barnes led the ACC in receiving and finished 3rd nationally with 31 receptions ... Maryland senior halfback Ed Vereb led the ACC and finished 4th nationally in scoring with 96 points on an ACC-record 16 touchdowns ... Duke senior halfback Dale Boyd led the ACC and finished tied for 2nd nationally with 6 interceptions ... Maryland led the nation in rushing defense, allowing just 75.9 yards per game on the ground ... The Terrapins also finished 2nd in the nation in total defense, allowing opponents just 169.1 yards per game ... Wake Forest ranked 9th nationally in passing offense.

All-ACC Football Team

1st Team:	2nd Team:
E-Sonny Sorrell, DU	E-Bill Walker, MD
E-Will Frye, UNC	E-Russell Dennis, MD
T-Mike Sandusky, MD	T-Doug Knotts, DU
T-Bob Bartholomew, WF	T-Sidney Deloatch, DU
G-Jack Davis, MD	G-Al D'Angelo, NCS
G-Jesse Birchfield, DU	G-John Polzer, UVA
C-Bob Pellegrini, MD	C-Ronnie Falls, DU
B-Bob Pascal, DU	B-Sonny Jurgensen, DU
B-Ed Vereb, MD	B-Frank Tamburello, MD
B-Joel Wells, CU	B-Dick Christy, NCS
B-Bill Barnes, WF	B-Jim Bakhtiar, UVA

Team	Conference					Overall					Hm	Rd	Nu	vsAP		
	AP	UPI	W	L	T	For	Opp	W	L	T					For	Opp
Maryland	3	3	4	0	0	105	26	10	1	0	217	77	5-0	5-0	0-1	2-1
Duke	16	4	0	0	94	14	7	2	1	280	67	3-1	4-1	0-0-1	1-1-1	
Clemson	3	1	0	79	59	7	3	0	206	144	3-1	4-2	0-0	0-1	0-2	
North Carolina	3	3	0	90	102	3	7	0	117	218	1-4	1-3	1-0	0-4		
Wake Forest	3	3	1	105	100	5	4	1	131	157	3-0	1-4-1	1-0	0-3		
South Carolina	1	5	0	75	176	3	6	0	120	209	2-2	1-2	0-2	0-3		
NC State	0	2	1	38	71	4	5	1	206	193	1-3-1	3-1	0-1	0-0		
Virginia	0	4	0	42	80	1	9	0	96	201	1-4	0-3	0-2	0-0		
Versus Non-Conference Opponents: 22-18-1 (.549)																

CLEMSON (AP-rank: CU/OPP)	NORTH CAROLINA	VIRGINIA
W 33-0 --/-- at Presbyteryan	L 6-13 --/3 at Oklahoma	L 7-20 --/-- at Clemson
W 20-7 --/-- at Virginia	W 25-18 --/-- at NC State	L 0-13 --/-- at George Washington
W 26-7 --/-- at Georgia	L 7-28 --/-- at Georgia	L 7-26 --/-- at Penn State
L 7-21 16/-- at Rice	L 7-25 --/2 at Maryland (Richmond, Va.)
W 28-14 --/-- at South Carolina	L 0-25 --/-- at Wake Forest	W 20-13 --/-- at VMI
W 19-13 --/-- at Wake Forest	L 7-48 --/-- at Tennessee	L 13-17 --/-- at Virginia Tech
W 21-16 --/-- at Virginia Tech	W 32-14 --/-- at South Carolina (Roanoke, Va.)
..... (Roanoke, Va.)	L 7-27 --/5 at Notre Dame	L 7-34 --/-- at Vanderbilt
L 12-25 --/2 at Maryland	W 26-14 --/-- at Virginia	L 7-18 --/-- at Pitt
L 0-21 --/12 at Auburn	W 26-14 --/-- at Virginia	L 7-13 --/-- at Wake Forest
..... (Mobile, Ala.)	L 0-6 --/18 at Duke	L 14-26 --/-- at North Carolina
W 40-20 --/-- at Furman		L 14-21 --/-- at South Carolina
DUKE	NC STATE	WAKE FOREST
W 33-7 --/-- at NC State	L 0-7 --/-- at Florida State	W 13-0 --/-- at Virginia Tech
W 21-0 16/-- at Tennessee	L 7-33 --/-- at Duke	W 34-19 --/-- at South Carolina
W 47-7 13/-- at William & Mary	T 13-13 --/-- at Wake Forest (Winston-Salem, N.C.)
W 20-14 11/14 at Ohio State	W 34-13 --/-- at Villanova	L 0-46 --/13 at West Virginia
L 7-26 5/-- at Pitt	W 33-7 --/-- at Furman	L 7-28 --/1 at Maryland
L 0-27 17/12 at Georgia Tech	W 40-13 --/-- at Boston	T 13-13 --/-- at NC State
T 7-7 --/9 at Navy	L 26-34 --/-- at Virginia Tech	W 25-0 --/-- at North Carolina
..... (Baltimore, Md.) (Bluefield, W.Va.)	L 13-19 --/-- at Clemson
W 41-7 18/-- at South Carolina	W 28-21 --/-- at William & Mary	W 13-7 --/-- at William & Mary
W 14-0 20/-- at Wake Forest	L 7-27 --/-- at West Virginia	W 13-7 --/-- at Virginia
W 6-0 18/-- at North Carolina		L 0-14 --/20 at Duke
MARYLAND	SOUTH CAROLINA	
W 13-12 5/-- at Missouri	W 26-7 --/-- at Wofford	
W 7-0 5/1 at UCLA	L 19-34 --/-- at Wake Forest	
..... (Winston-Salem, N.C.)		
W 20-6 1/20 at Baylor	L 0-26 --/15 at Navy	
W 28-7 1/-- at Wake Forest	W 19-0 --/-- at Furman	
W 25-7 2/-- at North Carolina	L 14-28 --/-- at Clemson	
W 34-13 2/-- at Syracuse	L 0-27 --/1 at Maryland	
W 27-0 1/-- at South Carolina	L 14-32 --/-- at North Carolina	
W 13-0 1/-- at LSU	L 7-41 --/18 at Duke	
W 25-12 2/-- at Clemson	W 21-14 --/-- at Virginia	
W 19-0 2/-- at George Washington		
Orange Bowl		
L 6-20 3/1 at Oklahoma		

1956 ACC Champions: Clemson Player of the Year: Bill Barnes, Wake Forest Coach of the Year: Paul Amen, Wake Forest

Clemson claimed its first ACC gridiron championship on the strength of a 4-0-1 league mark ... The Tigers, 7-2-2 overall, participated in the 22nd annual Orange Bowl where they were defeated by Colorado, 27-21 ... Maryland experienced its first losing season in 10 years, finishing 2-7-1 ... Charlie Bussey of Clemson and Maryland's Mike Sandusky received Academic All-America honors ... Four head coaches began their first year in the ACC, Tommy Mont at Maryland, Paul Amen at Wake Forest, Virginia's Ben Martin and Warren Giese at South Carolina ... Wake Forest's Bill Barnes became the first ACC player to rush for 1,000 yards in a season when he gained 1,010 yards on 168 carries ... Barnes also led the ACC in scoring and total offense ... Barnes was named the ACC's Player of the Year and was also a first-team All-America selection by the AFCA ... Barnes finished 2nd nationally in rushing while Virginia junior fullback Jim Bakhtiar ranked 5th nationally in rushing ... Wake Forest head coach Paul Amen became the first ACC head coach to be named ACC Coach of the Year in his first season on the job ... Duke junior fullback Hal McElhaney was named the recipient of the ACC's Jacobs Blocking Trophy as the league's top blocker ... North Carolina's Wally Vale ranked 9th nationally in punting, averaging 41.1 on 31 punts ... South Carolina finished 3rd nationally in passing defense, allowing just 47.6 yards per game through the air ... Three other ACC teams were ranked among the nation's Top 10: in pass defense as well with Wake Forest ranked 5th, Clemson 8th and NC State 10th ... The Gamecocks also ranked 4th nationally in total defense, allowing their opponents just 199.8 yards per game ... due to an ineligible player, ACC Commissioner Jim Weaver ruled that the ACC Service Bureau would list all 1956 North Carolina games as forfeit losses.

All-ACC Football Team

1st Team:	2nd Team:
E-Buddy Frick, SC	E-John Collar, NCS
E-Buddy Bass, DU	E-Dalton Rivers, CU
T-Mike Sandusky, MD	T-Sam DeLuca, SC
T-Sidney Deloatch, DU	T-John Suchan, NCS
G-Jack Davis, MD	G-John Grdijan, CU
G-Jimmy Jones, UNC	G-Roy Hord, DU
C-Jim Keyser, UVA	C-Eddie Moore, WF
B-Bill Barnes, WF	B-Sonny Jurgensen, DU
B-Joel Wells, CU	B-Harold McElhaney, DU
B-Ed Sutton, UNC	B-Mackie Prickett, SC
B-Jim Bakhtiar, UVA	B-Charlie Bussey, CU

Team	Conference					Overall					Hm	Rd	Nu	vsAP		
	AP	UPI	W	L	T	For	Opp	W	L	T					For	Opp
Clemson	19	(4-0-1):	4	0	1	50	13	7	2	2	167	101	4-0	3-1-2	0-1-0	1-2-1
Duke	20	(4-1):	4	1	0	129	20	5	4	1	184	100	3-2-1	2-1	0-1	1-3-1
South Carolina	(5-2):	5	2	0	81	34	7	3	0	126	87	4-1	1-2	2-0	1-1	
Maryland	(3-1-1):	2	2	1	43	67	2	7	1	68	168	0-3-1	2-4	0-0	0-3-1	
North Carolina	(0-6):	2	3	1	73	80	2	7	1	99	183	1-3-1	1-4	0-0	0-2	
NC State	(2-4):	2	4	0	61	106	3	7	0	94	169	1-3	2-3	0-1	0-0	
Wake Forest	(2-5):	1	5	1	25	75	2	5	3	91	102	1-3	1-1-3	0-1	0-0	
Virginia	(2-3):	1	4	0	34	101	3	7	0	92	167	2-3	1-1	0-3	0-3	
Versus Non-Conference Opponents: 10-20-4 (.353)																

CLEMSON (AP-rank: CU/OPP)	NORTH CAROLINA	VIRGINIA
W 27-7 --/-- at Presbyteryan	L 6-26 --/-- at NC State	W 18-0 --/-- at VMI
T 20-20 --/19 at Florida	L 0-36 --/1 at Oklahoma	L 7-40 --/-- at Duke
W 13-7 --/-- at NC State	L 0-14 --/-- at South Carolina	W 7-6 --/-- at Wake Forest
W 17-0 --/-- at Wake Forest	L 12-26 --/-- at Georgia	L 13-27 --/20 at South Carolina
W 7-0 20/-- at South Carolina	W 34-6 --/-- at Maryland (Richmond, Va.)
W 21-6 13/15 at Virginia Tech (forfeit loss)	W 24-12 --/-- at Lehigh
L 6-6 11/-- at Maryland	T 6-6 --/-- at Wake Forest	L 7-14 --/16 at Virginia Tech
L 0-21 13/8 at Miami (forfeit loss) (Roanoke, Va.)
W 7-0 --/-- at Virginia	L 0-20 --/3 at Tennessee	L 2-6 --/-- at Vanderbilt
W 28-7 --/-- at Furman	W 21-7 --/-- at Virginia	L 7-21 --/-- at North Carolina
Orange Bowl (forfeit loss) (forfeit win)
L 21-27 19/20 at Colorado	L 14-21 --/-- at Notre Dame	L 7-34 --/15 at Navy
	L 6-21 --/-- at Duke	L 0-7 --/-- at Clemson
DUKE	NC STATE	WAKE FOREST
L 0-7 16/-- at South Carolina	W 26-6 --/-- at North Carolina	W 39-0 --/-- at William & Mary
W 40-7 --/-- at Virginia	L 6-35 20/-- at Virginia Tech	L 0-6 --/-- at Maryland
L 20-33 --/9 at Tennessee (Norfolk, Va.)	L 6-7 --/-- at Virginia
W 14-6 --/19 at SMU	L 7-13 --/-- at Clemson	L 0-17 --/-- at Clemson
L 14-27 --/16 at Pitt	L 0-14 --/-- at Florida State	T 14-14 --/-- at Florida State
..... (Norfolk, Va.)	W 20-0 --/-- at Dayton	T 6-6 --/-- at North Carolina
W 42-0 --/-- at NC State	L 0-42 --/-- at Duke (forfeit win)
L 0-7 --/2 at Georgia Tech	L 0-13 --/-- at Wake Forest	W 13-0 --/-- at NC State
T 7-7 --/12 at Navy	W 14-7 --/-- at South Carolina	T 13-13 --/-- at Virginia Tech
W 26-0 --/-- at Wake Forest	L 7-14 --/-- at Penn State	L 0-26 --/-- at Duke
W 21-6 --/-- at North Carolina	L 14-25 --/-- at Maryland	L 0-13 --/-- at South Carolina
MARYLAND	SOUTH CAROLINA (Charlotte, N.C.)
L 12-26 6/-- at Syracuse	W 26-13 --/-- at Wofford	
W 6-0 --/-- at Wake Forest	W 7-0 --/16 at Duke	
L 0-14 --/16 at Baylor	L 6-14 17/-- at Miami	
L 6-13 --/11 at Miami (Fla.)	W 14-0 --/-- at North Carolina	
L 6-34 --/-- at North Carolina	W 27-13 20/-- at Virginia	
..... (forfeit win) (Richmond, Va.)	
L 7-34 --/4 at Tennessee	L 0-7 --/20 at Clemson	
L 0-14 --/-- at Kentucky	W 13-6 --/-- at Furman	
T 6-6 --/11 at Clemson	L 7-14 --/-- at NC State	
L 0-13 --/-- at South Carolina	W 13-0 --/-- at Maryland	
W 25-14 --/-- at NC State	W 13-0 --/-- at Wake Forest	
 (Charlotte, N.C.)	

1957 ACC Champion: NC State Player of the Year: Dick Christy, NC State Coach of the Year: Earle Edwards, NC State

NC State won its initial ACC gridiron crown with a 5-0-1 record, finishing a half-game ahead of Duke, which faltered in its bid for the league title, losing to North Carolina 21-13 in the Blue Devils' season finale ... The Wolfpack, due to NCAA infractions in basketball, were unable to take part in postseason play ... NC State head football coach Earle Edwards was named ACC Coach of the Year in leading the Wolfpack to a No. 15 final ranking in the Associated Press poll ... 16th ranked Duke, 6-2-2 during the regular season, represented the ACC in the 23rd Orange Bowl, losing to Oklahoma, 48-21 ... The Blue Devils played five nationally ranked teams during the season and finished with a 2-1-2 record against them ... For the first time, the ACC had three teams ranked in a season's final poll as Duke, Clemson and NC State earned listings in the UPI poll ... NC State senior halfback Dick Christy, who scored all of NC State's points including the game-winning field goal in a 29-26 win over South Carolina to set an ACC single-game scoring record, was named the ACC's Player of the Year ... Christy led the ACC in scoring with 83 points, and in kickoff returns, averaging 45.4 yards on just seven returns including 2 scoring runbacks ... He finished 5th nationally in scoring and 8th in kickoff returns, despite having only 7 runbacks ... Christy (AA), Virginia senior fullback James Bakhtiar (AFCA) and Duke senior tackle Tom Topping were all named first team All-Americans ... Bakhtiar led the ACC in rushing and finished 6th nationally with 822 yards ... Duke junior halfback Wray Carlton ranked 10th nationally in rushing with 749 yards and 10th nationally in scoring with 71 points ... Duke senior fullback Hal McElhany was named the recipient of the ACC's Jacobs Blocking Trophy, as the conference's best blocker, for the second straight year ... Clemson quarterback Harvey White, the ACC's total offense and passing leader, was named to the Academic All-America squad ... Virginia junior quarterback Reece Whitley, playing safety on defense, tied for 5th nationally in pass interceptions with 5.

All-ACC Football Team

1st Team:	2nd Team:
E-Buddy Payne, UNC	E-Ray Manseri, CL
E-Ed Cooke, MD	E-Bill Thompson, DU
T-Tom Topping, DU	T-John Kompara, UNC
T-Phil Blazer, UNC	T-Darrell Dess, NCS
G-Roy Hord, DU	G-John Grijjan, CL
G-Rodney Breedlove, MD	G-Bill Rearik, NCS
C-Jim Oddo, NCS	C-Gene Alderton, MD
B-Dick Christy, NCS	B-Dick Hunter, NCS
B-Wray Carlton, DU	B-Hal McElhany, DU
B-Jim Bakhtiar, UVA	B-Alex Hawkins, USC
B-Harvey White, CL	B-King Dixon, USC

1958 ACC Champion: Clemson Player of the Year: Alex Hawkins, South Carolina Coach of the Year: Frank Howard, Clemson

Clemson, despite a mid-season setback to arch-rival South Carolina, won its second ACC title in three years with a 5-1 mark ... The Gamecocks, 5-2 and 15th in the AP poll, were second ... Duke lost three games by a total of seven points ... Clemson's Frank Howard claimed his 100th career victory with a 26-21 decision over North Carolina, September 27 ... Howard was named ACC Coach of the Year after leading the Tigers to a No. 12 national ranking (AP) ... North Carolina finished 6-4 to post back-to-back winning seasons for the first time since 1948-1949 ... Clemson lost 7-0 to top-ranked Louisiana State in the 25th annual Sugar Bowl ... South Carolina senior halfback Alex Hawkins, who finished 2nd in the ACC in scoring, 5th in rushing and 4th in pass interceptions, was named the ACC's Player of the Year ... South Carolina junior fullback John Saunders, who led the ACC and finished 10th nationally in rushing (653 yards), was named as the recipient of the ACC's Jacobs Blocking Trophy, as the league's top blocker ... Virginia's Sonny Randle led the nation in kickoff returns with 506 yards on 21 returns ... Randle also set an ACC single season record for pass receptions with 47 and ranked 2nd nationally ... NC State's Bill Rearik was an Academic All-American ... North Carolina junior end Al Goldstein was named a first-team All-America by both the FWAA and the Newspaper Enterprises Association (NE) ... Dick Norris of Virginia was the league's lone rookie coach ... Virginia sophomore quarterback Arnold Dempsey set ACC single season records for most passes attempted (152) and completed (74) ... North Carolina junior fullback Don Coker ranked 3rd nationally in punting, averaging 43.2 yards on 31 punts ... Duke senior halfback Wray Carlton finished 2nd nationally in kickoff returns with 332 yards and a 25.5 average.

All-ACC Football Team

1st Team:	2nd Team:
E-Al Goldstein, UNC	E-Ray Manseri, CU
E-Bob Pepe, NCS	E-Pete Manning, WF
T-Phil Blazer, UNC	T-Ed Pitts, SC
T-Jim Padgett, CU	T-Fred Cole, MD
G-Mike McGee, DU	G-Joe Rodri, NCS
G-Bill Rearik, NCS	G-Rodney Breedlove, MD
C-Ronnie Koes, UNC	C-Bill Thomas, CU
B-Jack Cummings, UNC	B-Harvey White, CU
B-Alex Hawkins, SC	B-Ken Trowbridge, NCS
B-Wray Carlton, DU	B-Norman Sneed, WF
B-John Saunders, SC	B-Wade Smith, UNC

Team	Conference					Overall					Hm	Rd	Nu	vsAP		
	AP	UPI	W	L	T For	Opp	W	L	T For	Opp						
NC State	15	20	5	0	1 130	60	7	1	2 155	67	1-1	5-0-1	1-0	0-0-1		
Duke	16	14	5	1	1 148	62	6	3	2 182	135	4-1	2-1-1	0-1-1	0-1-2		
Clemson	18	4	3	0	85	65	7	3	0 216	79	3-1	4-2	0-0	2-1-2		
North Carolina	4	3	0	109	74	6	4	0 142	129	3-3	3-1	0-0	0-0	2-1		
Maryland	4	3	0	90	101	5	5	0 119	144	3-2	2-3	0-0	0-0	1-2		
Virginia	2	4	0	54	118	3	6	1 117	164	0-4	2-2-1	1-0	0-0	0-2		
South Carolina	2	5	0	91	113	5	5	0 202	167	2-4	3-1	0-0	0-0	1-2		
Wake Forest	0	7	0	47	161	0	10	0 64	225	0-5	0-5	0-0	0-0	0-2		
Versus Non-Conference Opponents: 13-10-3 (.558)																

Team	Conference					Overall					Hm	Rd	Nu	vsAP		
	AP	UPI	W	L	T For	Opp	W	L	T For	Opp						
Clemson	12	13	5	1	0 87	80	8	3	0 169	138	4-0	4-2	0-1	0-1		
South Carolina	15	5	2	0	104	50	7	3	0 168	116	5-0	2-3	0-0	1-1		
Duke	3	2	0	68	42	5	5	0 128	131	3-1	2-4	0-0	0-0	1-2		
North Carolina	4	3	0	142	61	6	4	0 195	109	3-2	3-2	0-0	0-0	0-0		
Maryland	3	3	0	75	87	4	6	0 132	175	1-2	3-3	0-1	0-0	0-2		
Wake Forest	2	4	0	73	100	3	7	0 124	163	2-1	0-6	1-0	0-3			
NC State	2	5	0	86	107	2	7	1 120	160	0-2-1	2-4	0-1	1-0			
Virginia	1	5	0	64	172	1	9	0 89	301	1-3	0-4	0-2	0-3			
Versus Non-Conference Opponents: 11-18-1 (.383)																

CLEMSON (AP-RANK: TEAM/OPP)

W 66-0	-/-	Presbyterian
L 0-26	-/-	at North Carolina
L 7-13	-/13	NC State
W 20-6	-/-	at Virginia
W 13-0	-/-	at South Carolina
W 20-7	-/-	at Rice
W 26-7	-/-	Maryland
L 6-7	14/11	at Duke
W 13-6	-/-	Wake Forest
W 45-6	-/-	at Furman

NORTH CAROLINA

L 0-7	-/-	NC State
W 26-0	-/-	Clemson
W 13-7	-/6	Navy
W 20-13	18/-	at Miami
L 7-21	14/-	at Maryland
W 14-7	-/-	at Wake Forest
L 0-35	-/17	Tennessee
W 28-6	-/-	South Carolina
W 21-13	-/11	at Duke
L 13-20	-/-	Virginia

VIRGINIA

T 6-6	-/-	at West Virginia
L 0-40	-/7	at Duke
W 28-20	-/-	at Wake Forest
L 6-20	-/-	Clemson
W 38-7	-/-	Virginia Tech (Richmond, Va.)
L 12-20	-/9	Army
L 7-20	-/-	VMI
L 0-13	-/-	South Carolina
L 0-12	-/-	at Maryland
W 20-13	-/-	at North Carolina

CLEMSON (AP-RANK: TEAM/OPP)

W 20-15	18/-	Virginia
W 26-21	-/-	North Carolina
W 8-0	10/-	at Maryland
W 12-7	8/-	at Vanderbilt
L 6-26	10/-	at South Carolina
W 14-12	19/-	Wake Forest
L 0-13	17/-	at Georgia Tech
W 13-6	-/-	at NC State
W 34-12	16/-	Boston College
W 36-19	12/-	Furman
L 0-7	12/1	LSU

NORTH CAROLINA

L 14-21	10/-	NC State
L 21-26	-/-	at Clemson
W 8-7	-/-	at So. California
W 6-0	-/-	South Carolina
W 27-0	-/-	Maryland
W 26-7	-/-	Wake Forest
W 21-7	17/-	at Tennessee
W 42-0	15/-	at Virginia
L 24-34	11/-	at Notre Dame
L 6-7	17/-	Duke

VIRGINIA

L 15-20	-/18	at Clemson
W 15-12	-/-	Duke
L 14-26	-/-	NC State
L 13-22	-/-	Virginia Tech (Roanoke, Va.)
L 6-35	-/1	at Army
L 6-39	-/-	at Vanderbilt
L 0-33	-/-	VMI (Norfolk, Va.)
L 0-42	-/15	North Carolina
L 14-28	-/-	at South Carolina
L 6-44	-/-	Maryland

DUKE

W 26-14	10/-	at South Carolina
W 40-0	7/-	Virginia
W 14-0	4/-	Maryland
W 7-6	5/15	at Rice
W 34-7	5/-	Wake Forest
T 14-14	4/11	at NC State
L 0-13	7/-	at Georgia Tech
T 6-6	16/7	Navy (Baltimore, Md.)
W 7-6	-/-	Clemson
L 13-21	11/-	North Carolina
L 21-48	16/4	Oklahoma

NC STATE

W 7-0	-/-	at North Carolina
W 48-13	-/-	at Maryland
W 13-7	-/-	at Clemson
W 7-0	-/-	at Florida State
T 0-0	12/-	at Miami
T 14-14	11/4	Duke
W 19-0	10/-	Wake Forest
L 6-7	10/-	William & Mary
W 12-0	19/-	Virginia Tech
W 29-26	20/-	at South Carolina

WAKE FOREST

L 0-27	-/-	at Florida
L 20-28	-/-	Virginia
L 0-27	-/-	at Maryland
L 7-34	-/5	at Duke
L 7-14	-/-	North Carolina
L 0-19	-/10	at NC State
L 3-10	-/-	Virginia Tech
L 14-27	-/-	West Virginia
L 6-13	-/-	at Clemson
L 7-26	-/-	South Carolina

DUKE

L 0-8	-/-	at South Carolina
L 12-15	-/-	at Virginia
W 15-13	-/-	Illinois
W 12-7	-/-	Baylor
L 7-9	-/12	at Notre Dame
W 20-13	-/-	NC State
L 8-10	-/-	Georgia Tech
L 18-50	-/1	at LSU
W 29-0	-/-	at Wake Forest
W 7-6	-/17	at North Carolina

NC STATE

W 21-14	-/10	at North Carolina
L 6-21	-/-	Maryland
W 26-14	-/-	at Virginia
L 7-13	-/-	at Wake Forest
L 6-13	-/-	at William & Mary
L 13-20	-/-	at Duke
T 14-14	-/-	Virginia Tech
L 14-26	-/-	Miss. Southern (Mobile, Ala.)
L 6-13	-/-	Clemson
L 7-12	-/-	at South Carolina

WAKE FOREST

W 34-0	-/-	Maryland
W 13-6	-/-	Virginia Tech (Norfolk, Va.)
L 24-27	-/-	at Florida State
W 13-7	-/-	NC State
L 7-9	-/-	at Villanova
L 7-26	-/-	at North Carolina
L 12-14	-/19	at Clemson
L 0-29	-/-	Duke
L 7-21	-/2	at Auburn
L 7-24	-/16	at South Carolina

MARYLAND

L 13-21	-/2	at Texas A&M
L 13-48	-/-	NC State
L 0-14	-/4	at Duke
W 27-0	-/-	Wake Forest
W 21-7	-/14	North Carolina
L 0-16	-/-	Tennessee
W 10-6	-/-	at South Carolina
L 7-26	-/-	at Clemson
W 16-6	-/-	at Miami
W 12-0	-/-	Virginia

SOUTH CAROLINA

W 8-0	-/-	Duke
L 8-45	18/8	at Army
W 24-14	-/-	at Georgia
L 0-6	-/-	at North Carolina
W 26-6	-/10	Clemson
L 6-10	-/-	at Maryland
W 32-7	-/-	at Furman
W 28-14	-/-	Virginia
W 12-7	-/-	NC State
W 24-7	16/-	Wake Forest

MARYLAND

L 0-34	-/-	at Wake Forest
W 21-6	-/-	at NC State
L 0-8	-/10	Clemson
L 10-14	-/-	Texas A&M
L 0-27	-/-	at North Carolina
L 7-20	-/5	at Auburn
W 10-6	-/-	South Carolina
L 14-40	-/-	Navy (Baltimore, Md.)
W 26-14	-/-	at Miami
W 44-6	-/-	at Virginia

1959 ACC Champion: Clemson Player of the Year: Mike McGee, Duke Coach of the Year: Paul Amen, Wake Forest

Clemson made it back-to-back titles finishing with a 6-1 record, one game ahead of runner-up North Carolina ... The Tigers posted five shutouts, including four in a row ... Duke suffered its first losing season in 12 years with a 4-6 mark ... Clemson earned the ACC its first bowl game victory in four years with a 23-7 victory over Texas Christian in the inaugural Bluebonnet Bowl ... The win over the Horned Frogs was the Tigers' 300th football victory ... Duke lineman and ACC Player of the Year Mike McGee became the first ACC player to be awarded the Outland Trophy ... McGee was also a first-team All-America selection by the FWAA and became the first interior lineman to be named ACC Player of the Year ... Clemson's Lou Cordileone was an Academic All-American ... Tom Nugent succeeded Tommy Mont as Maryland's head coach and directed the Terps to a third-place ACC finish and a 5-5 mark overall ... Wake Forest head coach Paul Amen was named Coach of the Year for the second time in his four years with the Deacons as he led Wake to its best season since joining the ACC ... Clemson senior fullback Doug Cline was named the recipient of the ACC's Jacobs Blocking Trophy as the league's best blocker ... Wake Forest junior quarterback Norm Snead ranked 5th nationally in total offense (136.5) ... Clemson senior halfback George Usry ranked 7th nationally in punt returns (175 yards) ... Virginia senior halfback Tommy Gravins ranked 5th nationally in kickoff returns (346 yards) ... Clemson senior halfback Bill Mathis ranked 10th nationally in scoring with 70 points ... Wake Forest ranked 10th in the nation in passing offense (149.8) and 7th nationally in pass defense (62.1) ... Clemson ranked 6th nationally in rushing defense, allowing just 108.5 yards per game ... Clemson also ranked 6th nationally in scoring offense, averaging 26.2 points a game ... The Tigers' defense recorded five shutouts during the course of the season.

Team	Conference					Overall					Hm	Rd	Nu	vsAP	
	AP	UPI	W	L	T	W	L	T	For	Opp					
Clemson	11	6	1	0	181	77	9	2	0	285	103	3-1	5-1	1-0	2-1
North Carolina	5	2	0	176	71	5	5	0	198	142	3-2	2-3	0-0	1-2	
Maryland	4	2	0	143	104	5	5	0	184	188	3-2	1-3	1-0	1-2	
Wake Forest	4	3	0	169	134	6	4	0	218	178	2-1	3-3	1-0	0-1	
South Carolina	4	3	0	104	129	6	4	0	170	169	5-1	1-2	0-1	1-0	
Duke	2	3	0	51	98	4	6	0	104	159	2-2	2-4	0-0	1-3	
NC State	0	6	0	76	122	1	9	0	117	201	0-3	0-5	1-1	0-0	
Virginia	0	5	0	44	209	0	10	0	80	393	0-4	0-4	0-2	0-2	

Versus Non-Conference Opponents: 10-20-0 (.333)

Team	Conference					Overall					Hm	Rd	Nu	vsAP		
	AP	UPI	W	L	T	W	L	T	For	Opp						
Duke	10	11	5	1	0	129	40	8	3	0	173	114	4-0	3-3	1-0	2-0
NC State	4	1	1	77	54	6	3	1	148	113	3-0	3-3	0-0	0-0		
Maryland	5	2	0	131	94	6	4	0	171	164	2-2	4-2	0-0	1-1		
Clemson	4	2	0	108	56	6	4	0	197	124	5-0	1-4	0-0	0-0		
South Carolina	3	1	99	92	3	6	1	117	186	3-1-1	0-5	0-0	0-0			
North Carolina	2	5	0	79	98	3	7	0	117	161	2-3	1-4	0-0	1-1		
Wake Forest	2	5	0	100	163	2	8	0	119	215	0-4	2-4	0-0	0-2		
Virginia	0	6	0	54	180	0	10	0	103	332	0-4	0-4	0-2	0-2		

Versus Non-Conference Opponents: 8-20-0 (.286)

CLEMSON (AP-RANK: TEAM/OPP)

W 20-18 18/12 at North Carolina
 W 47-0 5/- at Virginia
 L 6-16 6/7 at Georgia Tech
 W 23-0 -/- NC State
 W 27-0 17/- at South Carolina
 W 19-0 12/- at Rice
 W 6-0 10/- Duke
 L 25-28 19/- Maryland
 W 33-31 11/- Wake Forest
 W 56-3 14/- at Furman
 Bluebonnet Bowl
 W 23-7 11/7 TCU

DUKE

L 7-12 -/14 at South Carolina
 L 13-14 -/12 at Ohio State
 W 24-7 -/- Rice
 L 0-12 -/- at Pitt
 L 6-21 -/- Army
 W 17-15 -/- at NC State
 W 10-7 -/9 at Georgia Tech
 L 0-6 -/10 at Clemson
 W 27-15 -/- Wake Forest
 L 0-50 -/- North Carolina

MARYLAND

W 27-7 -/- West Virginia
 L 0-26 -/15 at Texas
 L 0-29 -/20 at Syracuse
 L 7-10 -/- Wake Forest
 W 14-7 -/- North Carolina
 L 6-22 -/- at South Carolina
 L 14-22 -/- Navy
 W 28-25 -/11 at Clemson
 W 55-12 -/- Virginia
 W 33-28 -/- NC State

NORTH CAROLINA

L 18-20 -/- Clemson
 L 8-28 -/- at Notre Dame
 W 20-12 -/- NC State
 W 19-6 -/11 South Carolina
 L 7-14 -/- at Maryland
 W 21-19 -/- at Wake Forest
 L 7-29 -/20 Tennessee
 L 7-14 -/- at Miami
 W 41-0 -/- Virginia
 W 50-0 -/- at Duke

NC STATE

W 15-13 -/- Virginia Tech
 L 12-20 -/- at North Carolina
 L 0-23 -/- at Clemson
 L 14-17 -/- Wake Forest
 L 15-17 -/- Duke
 L 0-26 -/- Wyoming
 L 14-19 -/- Miss. Southern
 L 12-21 -/- (Mobile, Ala.)
 L 7-12 -/- at South Carolina
 L 28-33 -/- at Maryland

SOUTH CAROLINA

W 12-7 14/- Duke
 W 30-0 20/- Furman
 W 30-14 16/13 Georgia
 L 6-19 11/- at North Carolina
 L 0-27 -/- Clemson
 W 22-6 -/- Maryland
 W 32-20 -/- at Virginia
 L 6-26 -/- at Miami
 W 12-7 -/- NC State
 L 20-43 -/- Wake Forest
 (Charlotte, N.C.)

VIRGINIA

L 0-37 -/- William & Mary
 L 0-47 -/5 Clemson
 L 10-55 -/19 at Florida
 L 12-19 -/- VMI
 (Lynchburg, Va.)
 L 14-40 -/- Virginia Tech
 (Richmond, Va.)
 L 0-33 -/- Vanderbilt
 L 12-34 -/- at Wake Forest
 L 20-32 -/- South Carolina
 L 0-41 -/- at North Carolina
 L 12-55 -/- at Maryland

WAKE FOREST

W 22-20 -/- at Florida State
 W 27-18 -/- Virginia Tech
 L 0-6 -/- at Tulane
 W 10-7 -/- at Maryland
 W 17-14 -/- at NC State
 W 19-21 -/- North Carolina
 W 34-12 -/- Virginia
 L 15-27 -/- at Duke
 L 31-33 -/19 at Clemson
 W 43-20 -/- South Carolina
 (Charlotte, N.C.)

1960 ACC Champion: Duke Player of the Year: Roman Gabriel, NC State Coach of the Year: Bill Murray, Duke

Duke claimed its fourth ACC title (second outright) with a 5-1 league record, edging runner-up NC State (4-1-1) ... The Wolfpack, 9-1 in 1959, lost their chance to share the championship when they tied with South Carolina, 8-8, in their final game ... The ACC won its second straight bowl game when Duke defeated 7th-ranked Arkansas, 7-6, in the Cotton Bowl ... NC State's Roman Gabriel, the ACC's second-leading passer with 1,182 yards, Duke's Dwight Bumgarner and North Carolina's John Schroeder were Academic All-Americans ... William Hildebrand succeeded Paul Amen as head coach at Wake Forest ... South Carolina played at Clemson for the first time in the 64 years of the rivalry ... Wake Forest's Norm Snead set an ACC single season record with 1,676 yards passing ... Snead was ranked 5th nationally in total offense and 2nd nationally in passing (12.3) ... NC State's Roman Gabriel completed 60.5 percent of his passes, to set an ACC record and was named the ACC's Player of the Year ... Gabriel, who was 7th nationally in completions per game (10.5) and 10th in total offense, was named a first-team All-America by the FWAA ... Duke head coach Bill Murray was named ACC Coach of the Year for the second time after leading the Blue Devils to a No. 10 national ranking ... Duke senior tackle Dwight Bumgarner was named the recipient of the ACC's Jacobs Blocking Trophy as the Conference's top blocker ... Duke senior end Claude "Tee" Moorman, who led the ACC in pass receiving; and finished second nationally with 46 catches, was named a first-team All-America by the FWAA ... Virginia sophomore end Joe Kehoe ranked 5th nationally in pass receiving with 34 catches, while Maryland junior end Gary Collins ranked 10th with 30 ... Maryland sophomore halfback Dennis Condie ranked 5th nationally in kickoff returns, averaging 35.2 on just 10 returns ... Clemson sophomore guard Lon Armstrong ranked 10th nationally in points by kicking ... Wake Forest ranked 3rd nationally in passing offense, averaging 169.6 yards per game.

Team	Conference					Overall					Hm	Rd	Nu	vsAP		
	AP	UPI	W	L	T	W	L	T	For	Opp						
Duke	10	11	5	1	0	129	40	8	3	0	173	114	4-0	3-3	1-0	2-0
NC State	4	1	1	77	54	6	3	1	148	113	3-0	3-3	0-0	0-0		
Maryland	5	2	0	131	94	6	4	0	171	164	2-2	4-2	0-0	1-1		
Clemson	4	2	0	108	56	6	4	0	197	124	5-0	1-4	0-0	0-0		
South Carolina	3	1	99	92	3	6	1	117	186	3-1-1	0-5	0-0	0-0			
North Carolina	2	5	0	79	98	3	7	0	117	161	2-3	1-4	0-0	1-1		
Wake Forest	2	5	0	100	163	2	8	0	119	215	0-4	2-4	0-0	0-2		
Virginia	0	6	0	54	180	0	10	0	103	332	0-4	0-4	0-2	0-2		

Versus Non-Conference Opponents: 8-20-0 (.286)

Team	Conference					Overall					Hm	Rd	Nu	vsAP		
	AP	UPI	W	L	T	W	L	T	For	Opp						
Duke	10	11	5	1	0	129	40	8	3	0	173	114	4-0	3-3	1-0	2-0
NC State	4	1	1	77	54	6	3	1	148	113	3-0	3-3	0-0	0-0		
Maryland	5	2	0	131	94	6	4	0	171	164	2-2	4-2	0-0	1-1		
Clemson	4	2	0	108	56	6	4	0	197	124	5-0	1-4	0-0	0-0		
South Carolina	3	1	99	92	3	6	1	117	186	3-1-1	0-5	0-0	0-0			
North Carolina	2	5	0	79	98	3	7	0	117	161	2-3	1-4	0-0	1-1		
Wake Forest	2	5	0	100	163	2	8	0	119	215	0-4	2-4	0-0	0-2		
Virginia	0	6	0	54	180	0	10	0	103	332	0-4	0-4	0-2	0-2		

Versus Non-Conference Opponents: 8-20-0 (.286)

CLEMSON (AP-RANK: TEAM/OPP)

W 28-7 9/- at Wake Forest
 W 13-7 7/- Virginia Tech
 W 21-7 8/- Virginia
 L 17-19 8/- at Maryland
 L 6-21 -/- at Duke
 L 20-22 -/- at Vanderbilt
 W 24-0 -/- North Carolina
 W 12-0 -/- South Carolina
 L 14-25 -/- at Boston College
 W 42-14 -/- Furman

DUKE

W 31-0 -/- at South Carolina
 W 20-7 -/- at Maryland
 L 6-31 -/- at Michigan
 W 17-13 -/- NC State
 W 21-6 -/- Clemson
 W 6-0 15/- Georgia Tech
 W 19-10 13/4 Navy
 W 34-7 7/- at Wake Forest
 L 6-7 6/- at North Carolina
 L 6-27 10/- at UCLA
 Cotton Bowl
 W 7-6 10/7 Arkansas

MARYLAND

W 31-8 -/- at West Virginia
 L 0-34 -/15 Texas
 L 7-20 -/- Duke
 L 10-13 -/- at NC State
 W 19-17 -/8 Clemson
 W 14-13 -/- at Wake Forest
 W 15-0 -/- South Carolina
 L 9-28 -/- at Penn State
 W 22-19 -/- at North Carolina
 W 44-12 -/- at Virginia

NORTH CAROLINA

L 0-3 -/- NC State
 L 12-29 -/- at Miami
 W 12-7 -/- Notre Dame
 L 12-13 -/- Wake Forest
 L 6-22 -/- at South Carolina
 L 14-27 -/11 Tennessee
 L 0-24 -/- at Clemson
 L 19-22 -/- Maryland
 W 7-6 -/6 Duke
 W 35-8 -/- at Virginia

NC STATE

W 29-14 -/- Virginia Tech
 W 3-0 -/- at North Carolina
 W 26-7 -/- Virginia
 W 13-10 -/- Maryland
 L 13-17 -/- at Duke
 L 0-7 -/- at UCLA
 W 20-13 -/- at Miss. Southern
 W 14-12 -/- at Wake Forest
 L 22-25 -/- at Arizona State
 T 8-8 -/- at South Carolina

SOUTH CAROLINA

L 0-31 -/- Duke
 L 6-38 -/- at Georgia
 L 6-21 -/- at Miami
 W 22-6 -/- North Carolina
 L 0-15 -/- at Maryland
 L 6-35 -/- at LSU
 L 2-12 -/- at Clemson
 T 8-8 -/- NC State
 W 41-20 -/- Wake Forest
 W 26-0 -/- Virginia

1961 ACC Champion: Duke Player of the Year: Roman Gabriel, NC State Coach of the Year: Bill Elias, Virginia

Duke won its second straight ACC title and fifth overall, finishing with a 5-1 record, losing only to third-place Clemson ... The title was the 5th football championship shared or won by the Blue Devils in the ACC's nine-year history ... North Carolina finished second edging Maryland when the Terps lost their season finale to Virginia, 28-16 ... Earlier, the Cavaliers snapped an 18-game ACC losing streak with a 28-20 win over South Carolina ... NC State's Dennis Kroll was an Academic All-American ... The ACC posted its best record against non-league foes in the 1960's, despite having only two teams, Duke and Maryland, posting winning records ... Terp wide receiver Gary Collins, the ACC's leading receiver with 30 catches for 428 yards and four TDs, was a consensus All-America and finished 8th in the Heisman Trophy voting as for the first time, two ACC players finished in the Top 10 of the Heisman balloting ... Collins also finished 8th nationally in pass receptions (30) ... NC State senior quarterback Roman Gabriel led the ACC in total offense and passing and became the first player in league history to be named ACC Player of the Year two years in a row ... Gabriel ranked 3rd nationally in passing, was named a first-team All-America by both the AFCA and the FWAA and finished 9th in the Heisman Trophy balloting ... He ended his career with six ACC records including career marks for most pass completions (285) and touchdown responsibility (34) ... Virginia head coach Bill Elias became just the second ACC head coach to be named Coach of the Year in his initial season on the job ... Duke junior tackle Art Gregory and North Carolina senior guard Jim LeCompte were named co-recipients of the ACC's Jacobs Blocking Trophy as the league's best blockers ... Wake Forest running back Alan White ranked 8th nationally in rushing per carry average, (6.3) ... Clemson's Eddie Werntz finished ranked 8th nationally (40.2) in punting ... Duke sophomore quarterback Jay Wilkinson ranked 2nd nationally in punt returns with 328 yards, while Maryland junior halfback Tom Brown ranked 5th, but averaged 24.3 yards on eight returns ... Brown ranked 2nd nationally with an ACC-record eight pass interceptions ... first-year head coaches were Virginia's Elias and Marvin Bass at South Carolina ... Maryland ranked 9th nationally in passing offense (146.4).

All-ACC Football Team

1st Team:		2nd Team:	
E-Gary Collins, MD	E-Bill Hull, WF	E-Pete Widener, DU	E-Pete Widener, DU
E-John Morris, NCS	E-Bill Ruby, WF	E-John Caskey, SC	E-John Caskey, SC
T-Art Gregory, DU	T-Ron Gassert, UVA	T-Jim Moss, SC	T-Jim Moss, SC
T-Jim Moss, SC	T-Roger Shoals, MD	T-Don Chuy, CU	T-Dave Graham, UVA
G-Jim LeCompte, UNC	G-Calvin West, CU	G-Jean Berry, DU	G-Bill Sullivan, NCS
G-Jean Berry, DU	G-Bill Kirchiro, MD	G-Walter Rock, MD	G-Bob Rowley, UVA
C-Bob Hacker, MD	C-Joe Craver, UNC	C-Joe Craver, UNC	C-Paul Bengel, DU
B-Roman Gabriel, NCS	B-Jim Parker, CU	B-Billy Gambrell, SC	B-Mark Leggett, DU
B-Alan White, WF	B-Mark Leggett, DU	B-Dick Shiner, MD	B-Ken Willard, UNC
B-Billy Gambrell, SC	B-Ray Farris, UNC	B-Tom Brown, MD	B-Dan Reeves, SC
B-Bob Elliott, UNC	B-Walt Rappold, DU	B-Mike Curtis, DU	B-Joe Scarpati, NCS

Team	AP	UPI	Conference				Overall				Hm	Rd	Nu	vsAP		
			W	L	T	For	Opp	W	L	T					For	Opp
Duke	20	14	5	1	0	102	35	7	3	0	183	106	3-1	2-2	2-0	0-0
North Carolina	4	3	0	99	80	5	5	0	121	141	3-2	2-3	0-0	0-0	1-1	0-0
Maryland	3	3	0	78	97	7	3	0	156	141	4-1	3-2	0-0	0-0	1-0	0-0
Clemson	3	3	0	112	69	5	5	0	199	126	3-2	2-3	0-0	0-0	0-0	0-0
NC State	3	4	0	101	102	4	6	0	129	149	2-1	1-5	1-0	0-0	0-1	0-0
South Carolina	3	4	0	91	121	4	6	0	128	187	2-3	2-3	0-0	0-0	0-0	0-0
Wake Forest	3	4	0	72	92	4	6	0	103	159	3-1	1-5	0-0	0-0	0-0	0-0
Virginia	2	4	0	85	144	4	6	0	123	190	3-1	0-3	1-2	0-0	0-0	0-0
Versus Non-Conference Opponents: 14-14-0 (.500)																

CLEMSON (AP-RANK: TEAM/OPP)

L 17-21	-/-	at Florida
L 21-24	-/-	at Maryland
W 27-0	-/-	at North Carolina
L 13-17	-/-	Wake Forest
W 17-7	-/-	at Duke
L 14-24	-/-	at Auburn
W 21-6	-/-	Tulane
L 14-21	-/-	at South Carolina
W 35-6	-/-	Furman
W 20-0	-/-	NC State

NORTH CAROLINA

W 27-22	-/-	NC State
L 0-27	-/-	Clemson
W 14-8	-/10	at Maryland
W 17-0	-/-	at South Carolina
L 0-10	-/-	at Miami
W 22-21	-/-	Tennessee
L 0-30	-/4	LSU
L 3-6	-/-	at Duke
L 14-17	-/-	at Wake Forest
W 24-0	-/-	Virginia

VIRGINIA

W 21-6	-/-	William & Mary
L 0-42	-/-	Duke (Richmond, Va.)
L 14-21	-/-	NC State
W 14-7	-/-	VMI (Norfolk, Va.)
L 0-20	-/-	Virginia Tech (Roanoke, Va.)
L 15-21	-/-	at Wake Forest
W 28-20	-/-	South Carolina
L 3-13	-/-	at Navy
W 28-16	-/-	Maryland
L 0-24	-/-	at North Carolina

WAKE FOREST

L 0-31	-/-	at Baylor
L 7-10	-/-	South Carolina
L 3-23	-/-	at Duke
W 17-13	-/-	at Clemson
L 0-7	-/-	at NC State
W 21-15	-/-	Virginia
L 7-21	-/-	at Auburn
W 24-15	-/-	Virginia Tech
L 7-10	-/-	at Maryland
W 17-14	-/-	North Carolina

DUKE

W 7-6	-/-	at South Carolina
W 42-0	-/-	Virginia (Richmond, Va.)
W 23-3	-/-	Wake Forest
L 0-21	-/-	at Georgia Tech
L 7-17	-/-	Clemson
W 17-6	-/-	at NC State
L 14-28	-/-	at Michigan
W 30-9	-/-	Navy (Norfolk, Va.)
W 6-3	-/-	North Carolina
W 37-13	-/-	Notre Dame

NC STATE

L 14-15	-/-	at Wyoming
L 22-27	-/-	at North Carolina
W 21-14	-/-	at Virginia
L 7-26	-/3	at Alabama
W 7-0	-/-	Wake Forest
L 6-17	-/-	Duke
W 7-6	-/-	Miss. Southern (Jackson, Miss.)
L 7-10	-/-	at Maryland
W 33-14	-/-	South Carolina
L 0-20	-/-	at Clemson

SOUTH CAROLINA

L 6-7	-/-	Duke
W 10-7	-/-	at Wake Forest
L 14-17	-/-	at Georgia
L 0-42	-/-	LSU
L 0-17	-/-	North Carolina
W 20-10	-/-	Maryland
L 20-28	-/-	at Virginia
W 21-14	-/-	Clemson
L 14-38	-/-	at NC State
W 23-7	-/-	at Vanderbilt

MARYLAND

W 14-6	-/-	at SMU
W 24-21	-/-	at Clemson
W 22-21	-/7	Syracuse
L 8-14	-/10	North Carolina
W 21-0	-/-	at Air Force
L 10-20	-/-	at South Carolina
W 21-17	-/-	Penn State
W 10-7	-/-	NC State
W 10-7	-/-	Wake Forest
L 16-28	-/-	at Virginia

1962 ACC Champion: Duke Player of the Year: Billy Gambrell, South Carolina Coach of the Year: Bill Murray, Duke

Duke won an unprecedented third-straight ACC title, posting the conference's first 6-0 league mark in the process ... The Championship was the 6th title captured outright or shared by the Blue Devils in the ACC's 10-year history ... Clemson (5-1) was second, while Maryland (5-2) finished third ... Virginia ended its season with a 41-0 victory over Rutgers, and posted its first .500 season in 10 years ... Academic All-American honors were accorded to Virginia QB Gary Cuozzo, who passed for 1,136 yards and North Carolina center Joe Craver ... South Carolina senior halfback Billy Gambrell led the ACC in scoring and finished second in rushing and was named the ACC Player of the Year ... Duke head coach Bill Murray became the first ACC head coach named Coach of the Year three times after leading the Blue Devils to their third straight ACC title, the first time that any ACC school had claimed three straight football championships ... Duke senior tackle Art Gregory was named the recipient of the ACC's Jacobs Blocking Trophy as the league's top blocker ... The honor for Gregory was his second straight as he shared the award in 1961 with North Carolina's Jim LeCompte ... Duke senior guard Jean Berry was named a first-team All-America by the FWAA ... Maryland junior quarterback Dick Shiner ranked 3rd nationally in passing, averaging 12.1 completions per game ... North Carolina quarterback Junior Edge ranked 8th nationally (10.3) and Virginia QB Gary Cuozzo ranked 10th (9.8) ... Wake Forest's Donnie Frederick led the nation in kickoff returns averaging 22.8 yards on 29 returns ... Maryland senior halfback Tom Brown ranked 4th nationally in pass receptions, tying the ACC single-season record of 47 catches ... Brown also ranked 9th nationally in pass interceptions with six for 122 yards in returns ... North Carolina junior end Bob Lacey ranked 7th nationally with 44 receptions, but set an ACC record with 688 receiving yards ... Duke junior halfback Jay Wilkinson finished 4th nationally in punt returns ... Blue Devil placekicker Billy Reynolds tied for 6th nationally in points by kicking ... No ACC team was listed in the final AP ranking for the first time since the Conference's creation in 1953.

All-ACC Football Team

1st Team:		2nd Team:	
E-Bob Lacey, UNC	E-Pete Widener, DU	E-John Caskey, SC	E-John Caskey, SC
E-Don Montgomery, NCS	E-John Caskey, SC	T-Jim Moss, SC	T-Jim Moss, SC
T-Art Gregory, DU	T-Jim Moss, SC	T-Don Chuy, CU	T-Dave Graham, UVA
T-Don Chuy, CU	T-Dave Graham, UVA	G-Bill Sullivan, NCS	G-Bob Rowley, UVA
G-Jean Berry, DU	G-Bob Rowley, UVA	G-Walter Rock, MD	G-Paul Bengel, DU
C-Joe Craver, UNC	C-Paul Bengel, DU	B-Billy Gambrell, SC	B-Mark Leggett, DU
B-Billy Gambrell, SC	B-Mark Leggett, DU	B-Dick Shiner, MD	B-Ken Willard, UNC
B-Dick Shiner, MD	B-Ken Willard, UNC	B-Tom Brown, MD	B-Dan Reeves, SC
B-Tom Brown, MD	B-Dan Reeves, SC	B-Mike Curtis, DU	B-Joe Scarpati, NCS

Team	AP	UPI	Conference				Overall				Hm	Rd	Nu	vsAP		
			W	L	T	For	Opp	W	L	T					For	Opp
Duke	14	6	6	0	0	134	43	8	2	0	199	105	4-1	3-1	1-0	0-0
Clemson	5	1	0	85	60	6	4	0	168	130	2-3	4-1	0-0	0-0	0-0	0-0
Maryland	5	2	0	132	77	6	4	0	170	128	4-1	2-3	0-0	0-0	0-0	0-0
South Carolina	3	4	0	134	91	4	5	1	187	148	3-0-1	1-5	0-0	0-0	0-0	0-0
NC State	3	4	0	84	80	3	6	1	108	139	1-2	2-3-1	0-1	0-0	0-0	0-0
North Carolina	3	4	0	92	106	3	7	0	112	206	2-3	1-4	0-0	0-1	0-0	0-0
Virginia	1	4	0	57	127	5	5	0	194	167	4-1	1-3	0-1	0-0	0-0	0-0
Wake Forest	0	7	0	44	178	0	10	0	66	278	0-5	0-5	0-0	0-0	0-0	0-0
Versus Non-Conference Opponents: 9-17-2 (.357)																

CLEMSON (AP-RANK: TEAM/OPP)

L 9-26	-/-	at Georgia Tech
W 7-0	-/-	at NC State
W 24-7	-/-	at Wake Forest
L 16-24	-/-	Georgia
L 0-16	-/-	Duke
L 14-17	-/-	Auburn
W 17-6	-/-	North Carolina
W 44-3	-/-	at Furman
W 17-14	-/-	at Maryland
W 20-17	-/-	South Carolina

NORTH CAROLINA

L 6-7	-/-	NC State
L 7-41	-/2	at Ohio State
L 6-38	-/-	at Michigan State
L 13-31	-/-	Maryland
W 19-14	-/-	South Carolina
W 23-14	-/-	Wake Forest
L 6-17	-/-	at Clemson
W 11-7	-/-	at Virginia
L 7-21	-/-	at Notre Dame
L 14-16	-/-	Duke

VIRGINIA

W 19-7	-/-	William & Mary
L 15-20	-/-	Virginia Tech (Roanoke, Va.)
W 28-6	-/-	VMI
W 14-12	-/-	Wake Forest
W 34-7	-/-	Davidson
L 6-40	-/-	at South Carolina
L 7-11	-/-	North Carolina
L 12-24	-/-	at NC State
L 18-40	-/-	at Maryland
W 41-0	-/-	at Rutgers

DUKE

L 7-14	8/-	at So. California
W 21-8	-/-	South Carolina
W 28-21	-/-	Florida (Jacksonville, Fla.)
W 21-7	-/-	California
W 16-0	-/-	at Clemson
W 21-14	-/-	NC State
L 9-20	-/-	Georgia Tech
W 10-7	-/-	Maryland
W 50-0	-/-	at Wake Forest
W 16-14	-/-	at North Carolina

NC STATE

W 7-6	-/-	at North Carolina
L 0-7	-/-	Clemson
L 6-14	-/-	Maryland
L 14-19	-/-	at Nebraska
L 0-30	-/-	Southern Miss (Mobile, Ala.)
L 14-21	-/-	at Duke
T 10-10	-/-	at Georgia
L 6-17	-/-	at South Carolina
W 24-12	-/-	Virginia
W 27-3	-/-	at Wake Forest

WAKE FOREST

L 14-40	-/-	at Army
L 2-13	-/-	Maryland
L 7-24	-/-	Clemson
L 6-27	-/-	South Carolina
L 12-14	-/-	at Virginia
L 14-23	-/-	at North Carolina
L 0-23	-/-	at Tennessee
L 8-37	-/-	at Virginia Tech
L 0-50	-/-	at Duke
L 3-27	-/-	NC State

MARYLAND

W 7-0	-/-	SMU
W 13-2	-/-	at Wake Forest
W 14-6	-/-	at NC State
W 31-13	-/-	North Carolina
L 24-28	-/-	at Miami
W 13-11	-/-	South Carolina
L 7-23	-/-	at Penn State
L 7-10	-/-	at Duke
L 14-17	-/-	Clemson
W 40-18	-/-	Virginia

SOUTH CAROLINA

L 20-37	-/-	at Northwestern
L 8-21	-/-	at Duke
T 7-7	-/-	Georgia
W 27-6	-/-	Wake Forest
L 14-19	-/-	at North Carolina
L 11-13	-/-	at Maryland
W 40-6	-/-	Virginia
W 17-6	-/-	NC State
W 26-13	-/-	at Detroit
L 17-20	-/-	at Clemson

1963

ACC Co-Champions: NC State, North Carolina
Player of the Year: Jay Wilkinson, Duke
Coaches of the Year: Jim Hickey, North Carolina; Earle Edwards, NC State

North Carolina and NC State, a combined 6-13-1 in 1962, tied for the 1963 conference crown with 6-1 records ... The Tar Heels beat the Wolfpack, 31-10, but lost to Clemson, 11-7 ... Duke and Clemson, both 5-2, tied for second ... For the first time in its history, the ACC had two teams, North Carolina and NC State, earn bowl bids ... The Tar Heels, 3-7 a year earlier and making their first bowl appearance since 1950, trounced Air Force, 35-0, in the Gator Bowl, while the Wolfpack, 3-6-1 the previous fall, and playing in the post-season for the first time in 17 years, dropped a 16-12 decision to Mississippi State in the Liberty Bowl ... North Carolina QB Junior Edge and NC State's Joe Scarpati were Academic All-Americans ... Head Coaches Jim Hickey of North Carolina and Earle Edwards of NC State, who shared the ACC Football Championship, also shared the ACC's Coach of the Year Award ... Duke senior halfback Jay Wilkinson led the ACC in scoring (72 pts) and finished second in rushing and was named the ACC's Player of the Year ... Wilkinson finished 4th nationally in scoring and was named a first-team All-America by the FWA and NE ... he also finished 9th in the Heisman Trophy balloting ... Duke senior tackle Chuck Walker was named the recipient of the ACC's Jacobs Blocking Trophy as the league's top blocker ... North Carolina end Bob Lacey was named a first-team All-America by the Associated Press and Newspaper Enterprise Association (NE) ... Duke quarterback Scotty Glacken set an ACC record with four TD passes against Clemson in the Blue Devils' 35-30 victory ... Wake Forest quarterback Karl Sweetan set an ACC mark for most pass interceptions, throwing six against Clemson in a 36-0 loss ... Maryland quarterback Dick Shiner led the ACC in passing and ranked 5th nationally with 10.8 completions per game ... Glacken tied for 9th nationally (10.1) ... Duke senior end Stan Crisson led the ACC in pass receiving and tied for 2nd nationally, averaging 4.8 catches per game ... Clemson ranked 6th nationally in rushing defense, allowing only 93.1 yards per game on the ground ... The Tigers also ranked 5th nationally (184.7) in total defense.

All-ACC Football Team

1st Team:	2nd Team:
E-Bob Lacey, UNC	E-Don Montgomery, NCS
E-Stan Crisson, DU	E-Lou Fogle, CL
T-Bert Wilder, NCS	T-Jack Aaron, CL
T-Chuck Walker, DU	T-Bob Kowalkowski, UVA
G-Bill Sullivan, NCS	G-Turnley Todd, UVA
G-Billy Weaver, CU	G-Jerry Cabe, UNC
C-Chris Hanburger, UNC	C-Ted Buntun, CU
B-Jay Wilkinson, DU	B-Junior Edge, UNC
B-Ken Willard, UNC	B-Joe Scarpati, NCS
B-Pat Crain, CU	B-Dick Schiner, MD
B-Jim Rossi, NCS	B-Scotty Glacken, DU

1964

ACC Champion: NC State
Player of the Year: Brian Piccolo, Wake Forest
Coach of the Year: Bill Tate, Wake Forest

NC State won its second outright ACC title and third overall, with a 5-2 league mark ... The Wolfpack lost to both Duke and Wake Forest ... The Blue Devils were second with a 3-2-1 record ... For the only time in conference history, no team finished with a winning record overall and the league's last place team, Virginia, finished with a .500 record-or-better ... Wake Forest, 1-19 the previous two years, posted a 5-5 mark and earned first-year head coach Bill Tate league Coach of the Year honors ... Deacon halfback Brian Piccolo became the first ACC player to lead the nation in rushing with 1,044 yards and scoring with 111 points ... Both yards and points were ACC single-season records ... Piccolo was named the ACC's Player of the Year ... Piccolo also finished 10th in the Heisman Trophy balloting ... North Carolina running back Ken Willard, third among conference rushing leaders with 835 yards, earned Academic All-America honors ... Willard was named a First-Team All-America (Central Press) ... North Carolina senior fullback Eddie Kesler was named the recipient of the ACC's Jacobs Blocking Trophy as the top blocker in the Conference ... Maryland running back Bo Hickey was ranked 10th nationally in rushing with 894 yards ... Virginia junior halfback Roger Davis ranked 4th nationally in kickoff returns with 461 yards, while Duke junior halfback John Gutekunst ranked 5th nationally (458) ... Maryland placekicker Bernardo Bramson ranked 7th nationally in points by kicking (44) ... Future NFL head coaches Dan Reeves (USC) and John Mackovic (WF) both earned second-team All-ACC honors.

All-ACC Football Team

1st Team:	2nd Team:
E-Richard Cameron, WF	E-Chuck Drulis, DU
E-Ray Barlow, NCS	E-J.R. Wilburn, SC
T-Glenn Sasser, NCS	T-Bob Kowalkowski, UVA
T-Dan Lonon, DU	T-Olaf Drozdov, MD
G-Jerry Fishman, MD	G-Richy Zarro, UNC
G-Bennett Williams, NCS	G-J.V. McCarthy, DU
C-Chris Hanburger, UNC	C-Ted Buntun, CU
B-Brian Piccolo, WF	B-Tom Hickey, MD
B-Ken Willard, UNC	B-Dan Reeves, SC
B-Bob Davis, UVA	B-John Mackovic, WF
B-Mike Curtis, DU	B-Hal Davis, CU

Team	Conference					Overall					Hm	Rd	Nu	vsAP	
	AP	UPI	W	L	T	For	Opp	W	L	T					For
North Carolina	19	6	1	0	107	49	9	2	0	197	103	4-1	4-1	1-0	0-0
NC State	6	1	0	149	70	8	3	0	188	107	3-0	4-2	1-1	0-0	
Duke	5	2	0	177	108	5	4	1	230	198	3-2	1-2-1	1-0	0-1	
Clemson	5	2	0	160	75	5	4	1	181	140	2-1-1	3-3	0-0	0-2	
Maryland	2	5	0	105	128	3	7	0	148	201	2-3	1-3	0-1	0-1	
South Carolina	1	5	1	90	114	1	8	1	104	170	1-4	0-4-1	0-0	0-0	
Wake Forest	1	5	0	27	189	1	9	0	37	318	1-3	0-6	0-0	0-0	
Virginia	0	5	1	40	122	2	7	1	76	169	1-2-1	0-3	1-2	0-0	
Versus Non-Conference Opponents: 8-16-2 (.346)															

Team	Conference					Overall					Hm	Rd	Nu	vsAP	
	AP	UPI	W	L	T	For	Opp	W	L	T					For
NC State	5	2	0	94	117	5	5	0	119	194	3-0	2-5	0-0	0-1	
Duke	3	2	1	120	70	4	5	1	148	135	3-1	1-4-1	0-0	0-1	
Maryland	4	3	0	125	74	5	5	0	164	126	3-2	1-3	1-0	0-1	
North Carolina	4	3	0	146	76	5	5	0	178	135	4-1	1-3	0-1	0-0	
Wake Forest	4	3	0	114	125	5	5	0	172	178	2-1	2-4	1-0	0-0	
South Carolina	2	3	1	65	90	3	5	2	95	176	2-0-2	1-5	0-0	0-1	
Clemson	2	4	0	53	88	3	7	0	105	135	2-2	1-5	0-0	0-0	
Virginia	1	5	0	74	151	5	5	0	163	214	3-3	1-2	1-0	0-0	
Versus Non-Conference Opponents: 10-17-1 (.375)															

CLEMSON (AP-RANK: TEAM/OPP)

L 14-31--/4	at Oklahoma
L 0-27--/9	at Georgia Tech
L 3-7--/4	NC State
T 7-7--/4	Georgia
L 30-35--/4	at Duke
W 35-0--/4	at Virginia
W 36-0--/4	Wake Forest
W 11-7--/4	at North Carolina
W 21-6--/4	Maryland
W 24-20--/4	at South Carolina

NORTH CAROLINA

W 11-7--/4	Virginia
L 0-31--/4	at Michigan State
W 21-0--/4	at Wake Forest
W 14-7--/4	at Maryland
W 31-10--/4	NC State
W 7-0--/4	at South Carolina
W 28-7--/4	Georgia
L 7-11--/4	Clemson
W 27-16--/4	Miami
W 16-14--/4	at Duke
W 35-0--/4	Air Force

VIRGINIA

L 7-11--/4	at North Carolina
L 8-30--/4	Duke
L 0-10--/4	Virginia Tech (Roanoke, Va.)
W 6-0--/4	VMI (Richmond, Va.)
T 10-10--/4	South Carolina
L 0-35--/4	Clemson
L 9-15--/4	NC State (Norfolk, Va.)
W 9-7--/4	William & Mary
L 21-30--/4	at Boston College
L 6-21--/4	at Maryland

WAKE FOREST

L 10-20--/4	at East Carolina
L 0-27--/4	Virginia Tech
L 0-21--/4	North Carolina
L 0-35--/4	at Florida State
L 0-47--/4	at Army
L 0-32--/4	Maryland
L 0-36--/4	at Clemson
L 7-39--/4	at Duke
W 20-19--/4	South Carolina
L 0-42--/4	at NC State

CLEMSON (AP-RANK: TEAM/OPP)

W 28-0	Furman
L 0-9	at NC State
L 7-14	at Georgia Tech
L 7-19	at Georgia
W 21-2	at Wake Forest
L 10-14	at TCU
W 29-7	Virginia
L 0-29	North Carolina
L 0-34	at Maryland
L 3-7	South Carolina

NORTH CAROLINA

L 13-14	NC State
W 21-15	Michigan State
W 23-0	Wake Forest
L 3-20	at LSU
L 9-10	Maryland (Norfolk, Va.)
W 24-6	South Carolina
L 8-24	at Georgia
W 29-0	at Clemson
L 27-31	at Virginia
W 21-15	Duke

NC STATE

W 14-13	at North Carolina
W 9-0	Clemson
W 14-13	Maryland (Roanoke, Va.)
L 0-21	at Alabama
L 3-35	at Duke
W 24-15	at Virginia
W 17-14	South Carolina
L 19-28	at Virginia Tech
L 6-28	at Florida State
L 13-27	at Wake Forest

DUKE

T 9-9	at South Carolina
W 30-0	Virginia
W 24-17	Maryland
W 35-3	NC State
W 6-0	at Army
L 8-21	Georgia Tech
L 7-20	at Wake Forest
L 14-27	at Navy
L 15-21	at North Carolina
L 0-17	at Tulane

MARYLAND

L 3-13	Oklahoma
W 24-6	South Carolina
L 13-14	at NC State
L 17-24	at Duke
W 10-9	North Carolina (Norfolk, Va.)
L 17-21	Wake Forest
L 9-17	at Penn State
W 27-22	Navy
W 34-0	Clemson
W 10-0	at Virginia

SOUTH CAROLINA

T 9-9	Duke
L 6-24	at Maryland
T 7-7	Georgia
L 6-28	at Nebraska
L 0-37	at Florida
L 6-24	at North Carolina
L 14-17	at NC State
W 17-14	The Citadel
W 23-13	Wake Forest
W 7-3	at Clemson

MARYLAND

L 14-36--/4	NC State
L 13-21--/4	at South Carolina
L 12-30--/4	Duke (Richmond, Va.)
L 7-14--/4	North Carolina
W 21-14--/4	Air Force
W 32-0--/4	at Wake Forest
L 15-17--/4	Penn State
L 7-42--/4	at Navy
L 6-21--/4	at Clemson
W 21-6--/4	Virginia

SOUTH CAROLINA

W 14-22--/4	at Duke
W 21-13--/4	Maryland
L 7-27--/4	at Georgia
L 6-18--/4	NC State
T 10-10--/4	at Virginia
L 0-7--/4	North Carolina
L 7-20--/4	Tulane
L 0-9--/4	at Memphis State
L 19-20--/4	at Wake Forest
L 20-24--/4	at Clemson

1965 ACC Co-Champions: Clemson, NC State Player of the Year: Danny Talbott, North Carolina Coach of the Year: Earle Edwards, NC State

Duke and South Carolina finished the 1965 gridiron season tied atop the league standings with identical 4-2 league records ... However, due to the participation of two ineligible players, South Carolina was required to forfeit all of its victories, including wins over NC State and Clemson ... As a result, the Wolfpack and Tigers finished with 5-2 records and were declared co-champions ... Duke, which had lost to Clemson, 3-2, remained with a 4-2 ACC mark and finished third ... George Blackburn became Virginia's 33rd head coach ... Maryland's Bob Sullivan had a NCAA-leading 10 interceptions ... NC State defensive back Tony Golmont tied for 4th nationally with seven pass interceptions ... Virginia's Don Parker was an Academic All-American ... North Carolina quarterback Danny Talbott, who led the ACC in total offense (1,477 yards), was named the league's Player of the Year ... Talbott, a true triple threat, also led the ACC in scoring with 70 points including 7 touchdowns, 13 PATs and 5 field goals ... NC State head coach Earle Edwards was tabbed for the third time as the ACC's Coach of the Year ... Duke senior offensive guard John McNabb was named the recipient of the ACC's Jacobs Blocking Trophy as the league's top blocker ... Duke punter Rodney Stewart ranked 7th in the nation, averaging 42.8 yards on 41 punts ... South Carolina halfback Benny Galloway ranked 10th nationally in kickoff returns (463) ... At the end of the 1965-66 school year North Carolina's Danny Talbott, who earned all-ACC honors in football and basketball, was named the ACC's Athlete of the Year and winner of the Anthony McKeelin Award.

All-ACC Football Team		OFFENSE:	DEFENSE:
E-J.R. Wilburn, SC	E-Butch Sursavage, CU	E-D Carrington, UVA	E-Butch Sursavage, CU
E-Chuck Druilis, DU	E-Pete Sokalsky, NCS	E-Dave Dunaway, DU	E-Dick Absher, MD
T-John Boyette, CU	T-Dennis Byrd, NCS	T-Wayne Mass, CU	T-Dennis Byrd, NCS
T-Bill Jones, DU	T-Chuck Stavins, DU	T-Bill Gentry, NCS	T-Robert Grant, WF
G-John McNabb, DU	MG-Joe Fratangelo, UNC	G-Harry Olszewski, CU	T-Bob Foyle, DU
G-John Stec, NCS	LB-Bob Matheson, DU	G-John Stec, NCS	LB-Bob Matheson, DU
C-Ed Stringer, UNC	LB-Bill Hecht, CU	C-Bob Oplinger, WF	LB-Dave Everette, NCS
B-Hugh Mauldin, CU	B-Tony Golmont, NCS	B-Bob Davis, UVA	B-Art McMahon, NCS
B-Danny Talbott, UNC	B-Ben Galloway, SC	B-Gary Rowe, NCS	B-Andy Harper, WF
B-Jay Calabrese, DU	B-Joe Carazo, WF	B-Don DeArment, NCS	B-Bobby Bryant, USC
B-Shelby Mansfield, NCS	B-Bob Sullivan, MD	B-Jimmy Addison, CU	B-Wayne Page, CU

Team	AP	UPI	Conference				Overall				Hm	Rd	Nu	vsAP		
			W	L	T	For	Opp	W	L	T					For	Opp
Duke.....	(4-2)	4	2	0	117	60	6	4	0	216	157	3-1	3-3	0-0	0-0
*South Carolina.....	(0-6)	4	2	0	114	84	5	5	0	151	167	3-2	2-3	0-0	0-1
NC State.....	(5-2)	4	3	0	97	62	6	4	0	134	110	3-1	3-3	0-0	0-1
Clemson.....	(5-2)	4	3	0	99	76	5	5	0	117	137	4-1	1-4	0-0	0-1
North Carolina.....	(3-3)	3	3	0	73	97	4	6	0	146	195	2-3	2-3	0-0	0-2
Maryland.....	(3-3)	3	3	0	87	95	4	6	0	132	164	1-4	3-2	0-0	0-0
Virginia.....	(3-3)	2	4	0	82	115	4	6	0	170	189	1-4	2-2	1-0	0-0
Wake Forest.....	(2-4)	1	5	0	57	137	3	7	0	88	204	2-1	0-5	0-1	0-0

* Denotes all games forfeited by conference action
Versus Non-Conference Opponents: 12-18-0 (.400)

CLEMSON (AP-RANK: TEAM/OPP)	NORTH CAROLINA	VIRGINIA
W 21-7/-/-..... NC State	L 24-31/-/4..... Michigan	L 7-21/-/-..... Duke
W 20-14/-/-..... at Virginia	W 14-3/-/-..... at Ohio State	L 14-20/-/-..... Clemson
L 6-28/-/-..... at Georgia Tech	L 17-21/-/-..... Virginia	W 21-17/-/-..... at North Carolina
L 9-23/-/4..... at Georgia	W 10-7/-/-..... at NC State	W 14-10/-/-..... VMI
W 3-2/-/-..... at Duke	W 12-10/-/-..... Maryland	W 41-0/-/-..... West Virginia
W 3-0/-/-..... TCU	L 10-12/-/-..... at Wake Forest	(Richmond, Va.)
W 26-13/-/-..... Wake Forest	L 35-47/-/-..... Georgia	L 14-22/-/-..... at Virginia Tech
L 13-17/-/-..... at North Carolina	W 17-13/-/-..... Clemson	L 0-13/-/-..... NC State
L 0-6/-/-..... Maryland	L 0-17/-/4..... at Notre Dame	L 7-17/-/-..... South Carolina
L 16-17/-/-..... at South Carolina	L 7-34/-/-..... at Duke	(forfeit win)
(forfeit win)		L 19-42/-/-..... at Georgia Tech
		W 33-27/-/-..... at Maryland
DUKE	NC STATE	WAKE FOREST
W 21-7/-/-..... at Virginia	L 7-21/-/-..... at Clemson	L 3-12/-/-..... Virginia Tech
W 20-15/-/-..... at South Carolina	W 13-11/-/-..... Wake Forest	(Roanoke, Va.)
W 41-21/-/-..... at Rice	L 7-13/-/-..... at South Carolina	L 11-13/-/-..... at NC State
W 21-13/-/-..... Pitt	(forfeit win)	W 7-0/-/-..... Vanderbilt
L 2-3/-/-..... Clemson	L 7-10/-/-..... North Carolina	L 7-10/-/-..... Maryland
L 14-28/-/-..... at Illinois	L 6-28/-/9..... at Florida	L 7-0/-/-..... Virginia
L 23-35/-/-..... at Georgia Tech	W 29-7/-/-..... at Maryland	L 7-38/-/-..... at South Carolina
L 0-21/-/-..... at NC State	W 13-0/-/-..... at Virginia	(forfeit win)
W 40-7/-/-..... Wake Forest	W 21-0/-/-..... Duke	W 12-10/-/-..... North Carolina
W 34-7/-/-..... North Carolina	W 3-0/-/-..... Florida State	L 13-26/-/-..... at Clemson
	W 28-20/-/-..... at Iowa	L 0-35/-/-..... at Florida State
		L 7-40/-/-..... at Duke
		W 21-20/-/-..... at Memphis State
MARYLAND	SOUTH CAROLINA	
W 24-7/-/-..... Ohio	W 13-3/-/-..... at The Citadel	
L 7-24/-/-..... Syracuse	L 15-20/-/-..... Duke	
W 10-7/-/-..... at Wake Forest	W 13-7/-/-..... NC State	
L 10-12/-/-..... at North Carolina	(forfeit loss)	
L 7-29/-/-..... NC State	L 3-24/-/-..... at Tennessee	
W 27-14/-/-..... at South Carolina	W 38-7/-/-..... Wake Forest	
L 7-19/-/-..... at Navy	(forfeit loss)	
W 6-0/-/-..... at Clemson	L 7-21/-/-..... at LSU	
L 27-33/-/-..... Virginia	L 14-27/-/-..... Maryland	
L 7-19/-/-..... Penn State	W 17-7/-/-..... at Virginia	
	(forfeit loss)	
	L 14-35/-/5..... at Alabama	
	W 17-16/-/-..... Clemson	
	(forfeit loss)	

1966 ACC Champion: Clemson Player of the Year: Bob Davis, Virginia Coach of the Year: Frank Howard, Clemson

Frank Howard's Clemson Tigers won their fourth outright title and fifth overall, posting a 6-1 ACC record with their only loss to second-place NC State, which finished a game back at 5-2 ... The Wolfpack's two losses were to North Carolina and South Carolina and were the only league wins on the year for the Tar Heels and Gamecocks ... Virginia (3-3) tied Maryland for third, its best finish since the ACC was formed ... Clemson was the only ACC team to post a winning overall record ... NC State defensive tackle Dennis Byrd (NE), Clemson offensive tackle Wayne Mass (AFA) and Duke linebacker Bob Matheson (AP) were named first-team All-Americans... South Carolina defeated NC State, 31-22, in the Wolfpack's first game in Carter-Finley Stadium, then titled Carter Stadium ... First-year head coaches were Tom Harp at Duke, Lou Saban at Maryland and Paul Dietzel at South Carolina ... Three players, Roger Hayes of Duke, NC State's Don Donaldson and Virginia's Don Parker, were Academic All-Americans, Parker for the second straight year ... Clemson head coach Frank Howard was named the ACC's Coach of the Year for the second time in his career ... Virginia quarterback Bob Davis was named the ACC's Player of the Year after leading the conference in total offense (1,688 yards) and passing ... Clemson offensive tackle Wayne Mass was named the recipient of the ACC's Jacobs Blocking Trophy as the league's top blocker ... Virginia halfback Frank Quayle led the nation in all-purpose yardage, averaging 161.6 yards per game ... NC State wingback Gary Rowe ranked 4th nationally in kickoff returns (505 yards), while North Carolina halfback Dave Riggs (6th), Duke halfback Andy Beath (9th) and Virginia's Quayle (10th) all were ranked among the nation's top ten ... NC State placekicker Harold Deters ranked 7th nationally in points by kicking ... South Carolina defensive back Bobby Bryant, who was also an All-American baseball player, was named the ACC's Athlete of the Year and recipient of the McKeelin Award.

All-ACC Football Team		OFFENSE:	DEFENSE:
E-Ed Carrington, UVA	E-Butch Sursavage, CU	E-Ed Carrington, UVA	E-Butch Sursavage, CU
E-Dave Dunaway, DU	E-Dick Absher, MD	E-Dave Dunaway, DU	E-Dick Absher, MD
T-Wayne Mass, CU	T-Dennis Byrd, NCS	T-Wayne Mass, CU	T-Dennis Byrd, NCS
T-Bill Gentry, NCS	T-Robert Grant, WF	T-Bill Gentry, NCS	T-Robert Grant, WF
G-Harry Olszewski, CU	T-Bob Foyle, DU	G-Harry Olszewski, CU	T-Bob Foyle, DU
G-John Stec, NCS	LB-Bob Matheson, DU	G-John Stec, NCS	LB-Bob Matheson, DU
C-Bob Oplinger, WF	LB-Dave Everette, NCS	C-Bob Oplinger, WF	LB-Dave Everette, NCS
B-Bob Davis, UVA	B-Art McMahon, NCS	B-Bob Davis, UVA	B-Art McMahon, NCS
B-Gary Rowe, NCS	B-Andy Harper, WF	B-Gary Rowe, NCS	B-Andy Harper, WF
B-Don DeArment, NCS	B-Bobby Bryant, USC	B-Don DeArment, NCS	B-Bobby Bryant, USC
B-Jimmy Addison, CU	B-Wayne Page, CU	B-Jimmy Addison, CU	B-Wayne Page, CU

Team	AP	UPI	Conference				Overall				Hm	Rd	Nu	vsAP
			W	L	T	For	Opp	W	L	T				
Clemson.....	6	1	0	162	108	6	4	0	174	177	4-0	2-4	0-0	0-3
NC State.....	5	2	0	165	116	5	5	0	191	168	3-2	2-2	0-1	0-2
Virginia.....	3	3	0	150	150	4	6	0	214	235	3-2	1-4	0-0	0-1
Maryland.....	3	3	0	117	107	4	6	0	180	204	4-2	0-4	0-0	0-0
Duke.....	2	3	0	100	96	5	5	0	164	237	2-2	3-3	0-0	0-2
Wake Forest.....	2	4	0	63	102	3	7	0	90	162	1-3	2-4	0-0	0-0
South Carolina.....	1	3	0	49	80	1	9	0	95	216	0-4	1-5	0-0	0-1
North Carolina.....	1	4	0	52	99	2	8	0	90	196	1-4	1-4	0-0	1-1

Versus Non-Conference Opponents: 7-27-0 (.206)

CLEMSON (AP-RANK: TEAM/OPP)	NORTH CAROLINA	VIRGINIA
W 40-35 -/-..... Virginia	L 0-10 -/-..... at Kentucky	W 24-10 -/-..... Wake Forest
L 12-13 -/-/9..... at Georgia Tech	W 10-7 -/-..... NC State	L 35-40 -/-..... at Maryland
L 0-26 -/4..... at Alabama	W 21-7 -/8..... at Michigan	L 8-27 -/-..... at Duke
W 9-6 -/0..... at Duke	L 0-32 -/2..... at Notre Dame	L 6-20 -/-..... Tulane
L 0-30 -/5..... at Southern Cal	L 0-3 -/-..... Wake Forest	W 38-27 -/-..... VMI
W 23-21 -/-..... at Wake Forest	L 3-28 -/-..... at Georgia	L 7-24 -/-..... Virginia Tech
W 27-3 -/-..... North Carolina	L 3-27 -/-..... at Clemson	L 21-42 -/-..... at NC State
W 14-10 -/-..... at Maryland	L 14-20 -/-..... Air Force	L 13-14 -/-/5..... at Georgia Tech
L 14-23 -/-..... at NC State	L 25-41 -/-..... Duke	W 41-17 -/-..... Maryland
W 35-10 -/-..... South Carolina	L 14-21 -/-..... Virginia	W 21-14 -/-..... at North Carolina
DUKE	NC STATE	WAKE FOREST
W 34-15 -/-..... West Virginia	L 10-28 -/2..... at Michigan State	L 10-24 -/-..... at Virginia
W 14-7 -/-..... at Pitt	L 7-10 -/-..... at North Carolina	L 7-34 -/-..... at Maryland
W 27-8 -/-..... Virginia	W 15-12 -/-..... at Wake Forest	L 12-15 -/-..... NC State
L 19-21 -/-..... at Maryland	L 21-31 -/-..... South Carolina	L 6-14 -/-..... at Auburn
L 6-9 -/-..... at Clemson	L 10-17 -/8..... Florida	W 10-6 -/-..... at South Carolina
L 7-33 -/-..... NC State	W 33-7 -/-..... at Duke	W 3-0 -/-..... at North Carolina
L 7-48 -/6..... Georgia Tech	W 42-21 -/-..... Virginia	L 21-23 -/-..... Clemson
W 9-7 -/-..... at Navy	W 24-21 -/-..... Maryland	L 0-11 -/-..... Virginia Tech
L 0-64 -/1..... at Notre Dame	L 6-7 -/-..... Southern Miss.	W 21-7 -/-..... Memphis State
W 41-25 -/-..... at North Carolina	(Norfolk, Va.)	L 0-28 -/-..... at Florida State
	W 23-14 -/-..... Clemson	
MARYLAND	SOUTH CAROLINA	
L 7-15 -/-..... at Penn State	L 12-28 -/-..... at LSU	
W 34-7 -/-..... Wake Forest	L 7-16 -/-..... Memphis State	
L 7-28 -/-..... Syracuse	L 0-7 -/-..... Georgia	
W 21-19 -/-..... Duke	W 31-21 -/-..... at NC State	
W 28-9 -/-..... West Virginia	L 6-10 -/-..... Wake Forest	
W 14-2 -/-..... South Carolina	L 17-29 -/-..... at Tennessee	
L 21-24 -/-..... at NC State	L 2-14 -/-..... at Maryland	
L 10-14 -/-..... Clemson	L 10-32 -/-..... Florida State	
L 17-41 -/-..... at Virginia	L 0-24 -/3..... at Alabama	
L 21-45 -/-..... at Florida State	L 10-35 -/-..... at Clemson	

1967

ACC Champion: Clemson
Player of the Year: Buddy Gore, Clemson
Coach of the Year: Earle Edwards, NC State

Clemson captured its second straight outright title, and sixth overall, with a perfect 6-0 mark ... NC State (5-1) finished second, with its only loss a 14-6 decision to the Tigers in its final regular-season game ... The Wolfpack compiled an 8-2 regular season overall record and earned a trip to the Liberty Bowl, where they defeated Georgia, 14-7 ... State was ranked as high as No. 3 nationally before falling out of the nation's Top 10 at season's end ... Maryland hired its third football coach in as many years with Bob Ward replacing Lou Saban ... The Terps, who had never finished lower than fifth place in the ACC standings, suffered through their first winless season in 75 years and finished eighth with an 0-6 ACC mark and 0-9 record overall ... Harry Olszewski of Clemson and NC State's Dennis Byrd earned consensus All-America honors ... NC State head coach Earle Edwards became the first coach in ACC history to be named Coach of the Year four times ... Clemson tailback Buddy Gore, who led the ACC in rushing was named the Conference's Player of the Year ... Gore finished the year ranked 8th nationally in rushing ... Clemson senior guard Harry Olszewski was named the recipient of the ACC's Jacobs Blocking Trophy as the league's top blocker ... NC State placekicker Gerald Warren led the nation in points by kicking with 70 and in field goals with 17 ... NC State All-ACC defensive back Fred Combs led the ACC and placed 9th nationally in punt returns, averaging 9.0 yards on 22 returns ... Combs also earned first-team All-America honors ... Maryland's Kenny Dutton ranked 10th nationally in kickoff returns with 454 yards ... Virginia finished the year ranked 2nd nationally in pass defense, allowing only 91.8 yards per game through the air ... NC State's "White Shoes" defense finished the year ranked 6th nationally in scoring defense, allowing just 8.7 points per game.

All-ACC Football Team

OFFENSE:	DEFENSE:
E-Harry Martell, NCS	E-Mark Capuano, NCS
E-Rick Decker, WF	E-Ronnie Ducworth, CU
T-Wayne Mass, CU	T-Dennis Byrd, NCS
T-Greg Shelly, UVA	T-Don Somma, SC
G-Harry Olszewski, CU	MG-Bob Foyle, DU
G-Norm Cates, NCS	LB-Tim Bice, SC
C-Mike Murphy, DU	LB-Jimmy Catoe, CU
B-Freddie Summers, WF	DB-Andy Beath, DU
B-Buddy Gore, CU	DB-Fred Combs, NCS
B-Frank Quayle, UVA	DB-Frank Liberatore, CU
B-Warren Muir, SC	DB-Jack Davenport, UNC
	SP-Gerald Warren, NCS

Team	AP	UPI	Conference				Overall				Hm	Rd	Nu	vsAP		
			W	L	T	For	Opp	W	L	T					For	Opp
Clemson			6	0	0	118	38	6	4	0	166	128	3-2	3-2	0-0	1-1
NC State	17	5	1	0	132	52	9	2	0	214	94	4-0	4-2	1-0	1-0	
South Carolina			4	2	0	125	108	5	5	0	159	166	4-1	1-4	0-0	0-0
Virginia			3	3	0	103	103	5	5	0	172	169	2-3	3-2	0-0	0-1
Wake Forest			3	4	0	128	140	4	6	0	175	256	2-1	2-4	0-1	0-2
Duke			2	4	0	84	101	4	6	0	143	153	0-3	2-3	2-0	0-1
North Carolina			2	5	0	78	115	2	8	0	104	182	1-4	1-4	0-0	0-0
Maryland			0	6	0	40	151	0	9	0	46	231	0-4	0-5	0-0	0-1

Versus Non-Conference Opponents: 9-20-0 (.310)

CLEMSON (AP-RANK: TEAM/OPP)

W 23-6	-/-	Wake Forest
L 17-24	-/5	Georgia
L 0-10	-/-	at Georgia Tech
L 21-43	-/-	at Auburn
W 13-7	-/-	at Duke
L 10-13	-/-	Alabama
W 17-0	-/-	at North Carolina
W 28-7	-/-	Maryland
W 14-6	-/10	NC State
W 23-12	-/-	at South Carolina

NORTH CAROLINA

L 7-13	-/-	at NC State
L 10-16	-/-	at South Carolina
L 11-36	-/-	Tulane
L 7-21	-/-	Vanderbilt
L 8-10	-/-	at Air Force
W 14-0	-/-	Maryland
L 10-20	-/-	Wake Forest
L 0-17	-/-	Clemson
L 17-40	-/-	at Virginia
W 20-9	-/-	at Duke

VIRGINIA

L 7-26	-/-	at Army
W 35-12	-/-	Buffalo
W 14-12	-/-	at Wake Forest
L 6-13	-/-	Duke
L 23-24	-/-	at South Carolina
L 13-18	-/-	VMI
L 8-30	-/4	NC State
W 40-17	-/-	North Carolina
W 14-10	-/-	at Tulane
W 12-7	-/-	at Maryland

DUKE

W 31-13	-/-	Wake Forest
		(Raleigh, N.C.)
L 7-10	-/-	at Michigan
L 17-21	-/-	South Carolina
W 10-7	-/-	at Army
W 13-6	-/-	at Virginia
L 7-13	-/-	Clemson
L 7-28	-/5	at NC State
L 7-19	-/-	at Georgia Tech
W 35-16	-/-	Navy
		(Miami, Fla.)
L 9-20	-/-	North Carolina

NC STATE

W 13-7	-/-	North Carolina
W 24-6	-/-	Buffalo
W 20-10	-/-	Florida State
W 16-6	-/2	Houston
W 31-9	-/-	Maryland
W 24-7	5/-	Wake Forest
W 28-7	5/-	Duke
W 30-8	4/-	at Virginia
W 8-13	3/-	at Penn State
L 6-14	10/-	at Clemson
		Liberty Bowl
W 14-7	-/-	Georgia

WAKE FOREST

L 13-31	-/-	Duke
		(Raleigh, N.C.)
L 6-23	-/-	at Clemson
L 6-50	-/3	at Houston
L 12-14	-/-	Virginia
L 10-42	-/-	at Memphis State
L 7-24	-/5	at NC State
W 20-10	-/-	at North Carolina
W 35-21	-/-	South Carolina
W 31-24	-/-	at Tulsa
W 35-17	-/-	Maryland

MARYLAND

L 0-35	-/-	at Oklahoma
L 3-7	-/-	Syracuse
L 9-31	-/9	NC State
L 0-14	-/-	at North Carolina
L 0-31	-/-	at South Carolina
L 3-38	-/-	Penn State
L 7-28	-/-	at Clemson
L 17-35	-/-	at Wake Forest
L 7-12	-/-	Virginia

SOUTH CAROLINA

W 34-3	-/-	Iowa State
W 16-10	-/-	North Carolina
W 21-17	-/-	at Duke
L 0-21	-/-	at Georgia
L 0-17	-/-	at Florida State
W 24-23	-/-	Virginia
W 31-0	-/-	Maryland
L 21-35	-/-	at Wake Forest
L 0-17	-/-	at Alabama
L 12-23	-/-	Clemson

1968

ACC Champion: NC State
Player of the Year: Frank Quayle, Virginia
Coach of the Year: George Blackburn, Virginia

NC State emerged with its third outright ACC title, beating six of its seven league opponents ... The Wolfpack's lone setback was to Clemson, 24-19 ... The Tigers went to the final weekend of the season before losing to South Carolina and finishing second with a 4-1-1 mark ... Virginia, the first ACC team to average over 400 yards in total offense (439.4), also recorded its first winning season (7-3) since 1952 ... NC State's Bobby Hall was an Academic All-America selection ... Duke QB Leo Hart became the first ACC player to pass for over 2,000 yards, totaling 2,238 yards and 11 TDs ... He finished ranked 10th nationally in passing, averaging 16.2 completions per game ... Virginia tailback Frank Quayle set an ACC rushing record with 1,213 yards and an ACC "combo" record — yards rushing and receiving — of 1,665 yards ... Quayle was named ACC Player of the Year and was ranked 9th nationally in rushing yardage ... Virginia head coach George Blackburn, who guided the Cavaliers to their best record since joining the conference, was named ACC Coach of the Year ... Virginia senior offensive tackle Greg Shelly was named the recipient of the ACC's Jacobs Blocking Trophy, as the conference's best blocker ... NC State junior defensive tackle Ron Carpenter was named a first-team All-America ... Duke senior end Henley Carter ranked 6th nationally in pass receptions and set ACC single-season records for most receptions (65) and yards receiving (892) ... NC State's Bobby Hall ranked 2nd nationally in kickoff returns with 721 yards, while Duke's Ed Hicklin ranked 8th nationally (555) and North Carolina's Don McCauley ranked 9th in the nation (553) ... Virginia ranked 9th nationally in rushing offense (280.0) ... Duke ranked 5th nationally in passing offense (265.3).

All-ACC Football Team

OFFENSE:	DEFENSE:
E-Henley Carter, DU	E-Mark Capuano, NCS
E-Fred Zeigler, SC	E-Ronnie Ducworth, CU
T-Greg Shelly, UVA	T-John Cagle, CU
T-Joe Lhotsky, CU	T-Ron Carpenter, NCS
G-Don Jordan, NCS	MG-Bob Paczkoski, UVA
G-Chuck Hammer, UVA	LB-Jimmy Catoe, CU
C-Carey Metts, NCS	LB-Dick Biddle, DU
B-Frank Quayle, UVA	DB-Wally Orrel, SC
B-Leo Hart, DU	DB-Gary Yount, NCS
B-Buddy Gore, CU	DB-Jack Whitley, NCS
B-Bobby Hall, NCS	DB-Digit Laughridge, WF

Team	AP	UPI	Conference				Overall				Hm	Rd	Nu	vsAP		
			W	L	T	For	Opp	W	L	T					For	Opp
NC State			6	1	0	170	74	6	4	0	205	185	3-2	3-2	0-0	0-0
Clemson			4	1	1	126	82	4	5	1	184	179	2-2	2-3	1-0	0-0
Virginia			3	2	0	147	117	7	3	0	329	222	4-1	3-2	0-0	0-1
South Carolina			4	3	0	160	150	4	6	0	204	226	0-4	4-2	0-0	0-2
Duke			3	4	0	133	169	4	6	0	214	287	2-2	1-4	1-0	0-0
Wake Forest			2	3	1	136	127	2	7	1	212	228	2-2-1	0-5	0-0	0-1
Maryland			2	5	0	130	186	2	8	0	171	299	2-3	0-4	0-1	0-1
North Carolina			1	6	0	133	230	3	7	0	178	272	2-3	1-4	0-0	1-0

Versus Non-Conference Opponents: 7-21-0 (.250)

CLEMSON (AP-RANK: TEAM/OPP)

T 20-20	-/-	at Wake Forest
L 13-31	-/-	at Georgia
L 21-24	-/-	at Georgia Tech
L 10-21	-/-	Auburn
W 39-22	-/-	Duke
L 14-21	-/-	at Alabama
W 24-19	-/-	at NC State
W 16-0	-/-	at Maryland
W 24-14	-/-	North Carolina
L 3-7	-/-	at South Carolina

NORTH CAROLINA

L 6-38	-/-	NC State
L 27-32	-/-	South Carolina
W 8-7	-/-	at Vanderbilt
L 24-33	-/-	at Maryland
W 22-7	-/7	Florida
L 31-48	-/-	at Wake Forest
L 15-28	-/-	at Air Force
L 6-41	-/-	Virginia
L 14-24	-/-	at Clemson
W 25-14	-/-	Duke

VIRGINIA

L 6-44	-/1	at Purdue
W 47-0	-/-	VMI
W 41-14	-/-	Davidson
W 50-20	-/-	at Duke
L 0-19	-/-	at NC State
W 24-0	-/-	at Navy
L 28-49	-/-	South Carolina
W 41-6	-/-	at North Carolina
W 63-47	-/-	Tulane
W 28-23	-/-	Maryland

DUKE

W 14-7	-/-	at South Carolina
L 10-31	-/-	at Michigan
W 30-28	-/-	Maryland
		(Norfolk, Va.)
L 20-50	-/-	Virginia
L 22-39	-/-	at Clemson
L 25-57	-/-	at Army
W 46-30	-/-	Georgia Tech
L 15-17	-/-	NC State
W 18-3	-/-	Wake Forest
L 14-25	-/-	at North Carolina

NC STATE

W 10-6	-/-	at Wake Forest
W 38-6	-/-	at North Carolina
L 14-28	-/-	at Oklahoma
L 14-35	-/-	at SMU
W 36-12	-/-	South Carolina
W 19-0	-/-	Virginia
W 31-11	-/-	Maryland
L 19-24	-/-	Clemson
W 17-15	-/-	at Duke
L 7-48	-/-	Florida State

SOUTH CAROLINA

L 7-14	-/-	Duke
W 32-27	-/-	at North Carolina
L 20-21	-/16	Georgia
L 12-36	-/-	at NC State
L 19-21	-/-	at Maryland
L 28-35	-/20	Florida State
W 49-28	-/-	at Virginia
W 34-21	-/-	at Wake Forest
L 6-17	-/-	Virginia Tech
W 7-3	-/-	at Clemson

MARYLAND

L 14-24	-/-	Florida State
L 14-32	-/-	at Syracuse
L 28-30	-/-	Duke
		(Norfolk, Va.)
W 33-24	-/-	North Carolina
W 21-19	-/-	South Carolina
L 11-31	-/-	at NC State
L 14-38	-/-	at Wake Forest
L 0-16	-/-	Clemson
L 13-57	-/3	Penn State
L 23-28	-/-	at Virginia

1969

ACC Champion: South Carolina
Player of the Year: Don McCauley, North Carolina
Coach of the Year: Paul Dietzel, South Carolina

South Carolina captured its first outright ACC championship, winning all six of its league games ... Coach Paul Dietzel's club became only the third team in ACC history to post a perfect 6-0 record in league play ... Dietzel was also the first Gamecock coach to be named ACC Coach of the Year: ... Defending champion NC State was a distant second at 3-2-1 ... Clemson, Duke, Maryland and North Carolina all tied for third with 3-3 marks ... The Gamecocks made their first post-season appearance in 23 years, losing to West Virginia in the Peach Bowl 14-3 ... Clemson's Frank Howard retired at the end of the 1969 season with a 30-year mark of 165-118-12, including six conference titles ... North Carolina's Don Hartig was an Academic All-American ... First year head coaches were Roy Lester at Maryland and Cal Stoll at Wake Forest ... North Carolina tailback Don McCauley led the ACC and was eighth nationally in rushing with 1,092 yards and was named ACC Player of the Year ... Maryland senior offensive tackle Ralph Sonntag was named the recipient of the ACC's Jacobs Blocking Trophy as the league's top blocker ... South Carolina fullback Warren Muir was a first-team All-America selection by the AFCA ... North Carolina finished the year ranked 9th nationally in rushing offense, averaging 261.5 yards per game on the ground ... Virginia finished the year ranked 7th nationally in pass defense, allowing just 107.3 yards per game, while Duke was ranked 9th (111.2) and Wake Forest 10th (116.1) in pass defense ... The Cavaliers were ranked 10th nationally in total defense, allowing only 235.8 yards per game.

All-ACC Football Team

OFFENSE:	DEFENSE:
E-Fred Zeigler, SC	E-Judge Mattocks, UNC
E-Charlie Waters, CU	E-Ivan Southerland, NC
T-Dave DeCamilla, SC	T-Ron Carpenter, NCS
T-Ralph Sonntag, MD	T-Jimmy Poston, SC
G-Ed Chalupka, UNC	LB-Bill Richardson, UNC
G-Don Jordan, NCS	LB-John Mazalewski, WF
C-Joe Dobner, WF	LB-Mike Hilka, NCS
B-Leo Hart, DU	DB-Pat Watson, SC
B-Don McCauley, UNC	DB-Jack Whitley, NCS
B-Ray Yauger, CU	DB-Rich Seard, DU
B-Warren Muir, SC	DB-Gary Yount, NCS
K-Billy DuPre, SC	

Team	Conference					Overall					Hm	Rd	Nu	vsAP
	AP	UPI	W	L	T	For	Opp	W	L	T				
South Carolina	6	0	130	61	7	4	0	189	195	5-0	2-3	0-1	0-3	
NC State	3	2	127	78	3	6	1	183	201	1-3-1	2-3	0-0	0-2	
Clemson	3	3	144	121	4	6	0	178	250	2-2	2-4	0-0	0-2	
Duke	3	3	130	142	3	6	1	161	224	2-1	1-4-1	0-0	0-0	
Maryland	3	3	0	63	116	3	7	0	100	249	2-3	1-4	0-0	0-1
North Carolina	3	3	0	89	59	5	5	0	200	164	4-1	1-4	0-0	0-1
Wake Forest	2	5	0	102	163	3	7	0	125	279	1-3	1-4	0-0	0-1
Virginia	1	5	0	59	104	3	7	0	115	270	1-4	1-3	1-0	0-0

Versus Non-Conference Opponents: 7-23-0 (.233)

CLEMSON (AP-RANK: TEAM/OPP)

W 21-14	-/-	at Virginia
L 0-30	-/7	Georgia
W 21-10	-/-	at Georgia Tech
L 0-51	-/20	at Auburn
W 28-14	-/-	Wake Forest
L 13-38	-/-	Alabama
W 40-0	-/-	Maryland
L 27-34	-/-	at Duke
L 15-32	-/-	at North Carolina
L 13-27	-/-	at South Carolina

NORTH CAROLINA

L 3-10	-/-	at NC State
L 6-14	-/-	at South Carolina
W 38-22	-/-	Vanderbilt
L 10-20	-/-	Air Force
L 2-52	-/10	at Florida
W 23-3	-/-	Wake Forest
W 12-0	-/-	at Virginia
W 61-11	-/-	VMI
W 32-15	-/-	Clemson
L 13-17	-/-	at Duke

VIRGINIA

L 14-21	-/-	Clemson
W 10-0	-/-	Duke
W 28-15	-/-	at William & Mary
W 28-10	-/-	VMI (Richmond, Va.)
L 0-31	-/-	NC State
L 0-10	-/-	at Navy
L 0-12	-/-	North Carolina
L 21-23	-/-	Wake Forest
L 0-31	-/-	at Tulane
L 14-17	-/-	at Maryland

WAKE FOREST

W 22-21	-/-	at NC State
L 0-57	-/20	at Auburn
W 16-10	-/-	Virginia Tech
L 14-19	-/-	Maryland
W 20-27	-/-	Duke
L 14-28	-/-	at Clemson
L 3-23	-/-	at North Carolina
W 23-21	-/-	at Virginia
L 6-24	-/-	South Carolina
L 7-49	-/-	at Miami

DUKE

L 20-27	-/-	at South Carolina
L 0-10	-/-	at Virginia
L 12-14	-/-	Pitt
W 27-20	-/-	at Wake Forest
L 7-20	-/-	at Maryland
T 25-25	-/-	at NC State
L 7-20	-/-	at Georgia Tech
W 34-27	-/-	at Clemson
L 12-48	-/-	Virginia Tech (Norfolk, Va.)
W 17-13	-/-	North Carolina

NC STATE

L 21-22	-/-	Wake Forest
W 10-3	-/-	North Carolina
W 24-7	-/-	at Maryland
L 13-23	-/-	at Miami
L 16-21	-/-	at South Carolina
W 31-0	-/-	at Virginia
T 25-25	-/-	Duke
L 13-34	-/18	Houston
L 22-33	-/-	at Florida State
L 8-33	-/3	Penn State

SOUTH CAROLINA

W 27-20	-/-	Duke
W 14-6	-/-	North Carolina
L 16-41	-/7	at Georgia
W 21-16	-/-	NC State
W 17-16	-/-	at Virginia Tech
W 17-0	-/-	Maryland
L 0-17	-/-	at South Carolina
L 0-40	-/-	at Clemson
L 21-34	-/-	Miami (Ohio)
L 0-48	-/5	at Penn State
W 17-14	-/-	Virginia
Peach Bowl		
L 3-14	-/19	West Virginia

MARYLAND

L 7-31	-/-	at West Virginia
L 7-24	-/-	NC State
W 19-14	-/-	at Wake Forest
L 9-20	-/-	Syracuse
W 20-7	-/-	Duke
L 0-17	-/-	at South Carolina
L 0-40	-/-	at Clemson
L 21-34	-/-	Miami (Ohio)
L 0-48	-/5	at Penn State
W 17-14	-/-	Virginia

1970

ACC Champion: Wake Forest
Player of the Year: Don McCauley, North Carolina
Coach of the Year: Cal Stoll, Wake Forest

Wake Forest, under ACC Coach of the Year Cal Stoll, captured its first conference football crown by compiling a 5-1 record ... The Deacons, the league's seventh place team a year earlier, lost their opening ACC contest to South Carolina, 43-7, but then reeled off five straight wins ... Duke and North Carolina finished in a tie for second with 5-2 records ... The Tar Heels had the best overall record at 8-3 and earned a berth in the Peach Bowl where they dropped a high-scoring affair to Arizona State, 48-26 ... Duke became the first team since the formation of the ACC in 1953 to win 100 games, knocking off NC State, 22-6, October 17 ... UNC tailback Don McCauley set an ACC and NCAA record by rushing for 1,720 yards shattering the previous national record of 1,709 yards set in 1968 by O.J. Simpson ... McCauley also led the nation in all-purpose yards, averaging: 183.7 yards per game for a total of 2,021 yards ... For his efforts, McCauley became only the second player in ACC history to be named Player of the Year in consecutive seasons, following in the footsteps of NC State's Roman Gabriel in 1960-61 ... Other ACC records set included 126 points scored by McCauley and Duke's Wes Chesson's 74 pass receptions ... Chesson also became the first player in ACC annals to reach the 1,000-yard mark in receiving yardage with 1,080 yards, a record that would stand until 1987 ... Chesson ranked 6th nationally in pass receptions, while McCauley was 3rd in the nation in scoring ... Virginia senior center Dan Ryzcek was named the recipient of the ACC's Jacobs Blocking Trophy as the league's top blocker ... North Carolina senior quarterback Paul Miller was named the first recipient of the Brian Piccolo Award for courage ... South Carolina's Dick Harris ranked 4th nationally in kickoff returns (29.3) ... Clemson's Don Kelley ranked 5th nationally in punt returns, averaging 16.2 yards per return, including two scoring returns ... First-year head coaches were Hootie Ingram at Clemson and Virginia's Don Lawrence ... South Carolina's Bo Davies tied for 9th nationally in pass interceptions and Clemson's Jack Anderson was 10th in the nation in punting (41.0) ... North Carolina finished 6th nationally in rushing offense and 4th in rushing defense.

All-ACC Football Team

OFFENSE:	DEFENSE:
E-Wes Chesson, DU	E-Guy Roberts, MD
E-Jim Mitchell, SC	E-Bruce Mills, DU
T-Paul Hoolahan, UNC	T-Win Headley, WF
T-Dave DeCamilla, SC	T-Flip Ray, UNC
G-Bill Bobbora, WF	LB-Dick Biddle, DU
G-Dave Thompson, CU	LB-George Smith, NCS
C-Dan Ryzcek, UVA	LB-Ed Stetz, WF
B-Don McCauley, UNC	DB-Dick Harris, SC
B-Leo Hart, DU	DB-Jack Whitley, NCS
B-Larry Hopkins, WF	DB-Rich Seard, DU
B-Larry Russell, WF	DB-Don Kelley, CU
K-Tracy Lounsbury, WF	

Team	Conference					Overall					Hm	Rd	Nu	vsAP
	AP	UPI	W	L	T	For	Opp	W	L	T				
Wake Forest	5	1	0	128	110	6	5	0	191	241	4-0	2-4	0-1	0-2
Duke	5	2	0	163	160	6	5	0	229	252	2-2	4-2	0-1	1-2
North Carolina	5	2	0	237	125	8	4	0	372	227	5-1	3-2	0-1	1-1
South Carolina	3	2	1	176	130	4	6	1	285	253	2-3	2-3-1	0-0	0-1
NC State	2	3	1	93	80	3	7	1	90	179	2-1-1	0-6	1-0	0-0
Clemson	2	4	0	120	165	3	8	0	164	313	2-4	1-4	0-0	0-2
Maryland	2	4	0	81	125	2	9	0	112	241	1-5	1-3	0-1	0-0
Virginia	0	6	0	76	139	5	6	0	240	187	4-2	1-4	0-0	0-0

Versus Non-Conference Opponents: 13-25-0 (.342)

CLEMSON (AP-RANK: TEAM/OPP)

W 24-0	-/-	The Citadel
W 27-17	-/-	Virginia
L 0-38	-/-	at Georgia
L 7-28	-/15	at Georgia Tech
L 0-44	-/9	Auburn
L 20-36	-/-	at Wake Forest
L 10-21	-/-	Duke
W 24-11	-/-	at Maryland
L 13-38	-/-	at Florida State
L 7-42	-/-	North Carolina
L 32-38	-/-	South Carolina

NORTH CAROLINA

W 20-10	-/-	Kentucky
W 19-0	-/-	NC State
W 53-20	-/-	at Maryland
W 10-7	19/11	at Vanderbilt
L 21-35	18/-	South Carolina
L 17-24	-/-	at Tulane
L 13-14	-/-	at Wake Forest
W 30-15	-/-	Virginia
W 62-13	-/-	VMI
W 42-7	-/-	at Clemson
W 59-34	-/-	Duke
Peach Bowl		
L 26-48	-/8	Arizona State

VIRGINIA

W 7-0	-/-	at Virginia Tech
L 12-27	-/-	at Clemson
L 7-17	-/-	at Duke
L 7-27	-/-	Wake Forest
W 49-10	-/-	VMI
W 21-20	-/-	Army
W 33-6	-/-	William & Mary
L 15-30	-/-	at North Carolina
L 16-21	-/-	at NC State
W 54-12	-/-	Colgate
L 14-17	-/-	Maryland

DUKE

L 19-21	-/15	Florida (Jacksonville, Fla.)
W 13-12	-/-	Maryland
W 17-7	-/-	Virginia
L 10-34	-/1	at Ohio State
W 21-13	-/11	at West Virginia
W 22-6	-/-	at NC State
W 21-10	-/-	at Clemson
L 16-24	-/-	Georgia Tech
L 14-28	-/-	Wake Forest
W 42-38	-/-	at South Carolina
L 34-59	-/-	at North Carolina

NC STATE

L 6-21	-/-	at Richmond
L 0-19	-/-	at North Carolina
T 7-7	-/-	South Carolina
L 6-14	-/-	at Florida
W 23-6	-/-	East Carolina
L 6-22	-/-	Duke
W 6-0	-/-	Maryland (Norfolk, Va.)
L 2-27	-/-	at Kentucky
W 21-16	-/-	Virginia
L 13-16	-/-	at Wake Forest
L 0-31	-/-	at Tulane

MARYLAND

L 3-21	-/-	Villanova
L 12-13	-/-	at Duke
L 20-53	-/-	North Carolina
L 11-18	-/-	at Miami (Fla.)
L 7-23	-/-	at Syracuse
W 21-15	-/-	South Carolina
L 0-6	-/-	NC State (Norfolk, Va.)
L 11-24	-/-	Clemson
L 0-34	-/-	Penn State
W 17-14	-/-	at Virginia
L 10-20	-/-	West Virginia

SOUTH CAROLINA

L 20-23	17/-	at Georgia Tech
W 43-7	-/-	Wake Forest
T 7-7	-/-	at NC State
W 24-7	-/-	Virginia Tech
W 35-21	-/18	at North Carolina
L 15-21	-/-	at Maryland
L 13-21	-/-	at Florida State
L 34-52	-/-	at Georgia
L 18-20	-/8	Tennessee
L 38-42	-/-	Duke
W 38-32	-/-	at Clemson

1971

ACC Champion: North Carolina
Player of the Year: Ernie Jackson, Duke
Coach of the Year: Bill Dooley, North Carolina

Pre-season favorite North Carolina claimed its first outright ACC title with a perfect 6-0 league mark, outdistancing Clemson by a full two games ... The best previous ACC finish by UNC was a tie for the crown in 1963 with NC State ... The Tigers finished 4-2 in family scraps ... North Carolina, ranked in UPI poll for the first time since 1963, lost to Georgia in the Gator Bowl, 7-3 ... Duke DB Ernie Jackson was a consensus All-America selection ... Jackson, who returned two interceptions for touchdowns and one punt for a third score, became the first defensive player to be named the ACC's Player of the Year ... Wake Forest, in producing back-to-back winning seasons for the first time since 1951-1952, set an ACC single-season record with 3,344 yards rushing and became the first team in league history to average over 300 yards rushing per game (304.0) ... The Deacons ranked 7th nationally in rushing offense ... Duke's Mike McGee and NC State's Al Michaels were the league's two first year head coaches ... An ACC-record four players earned Academic All-America honors: Don Kelly and Ben Anderson of Clemson, Craig John of NC State and Reid Lookabill of Duke ... North Carolina head coach Bill Dooley, who guided the Tar Heels to their most wins in a season since 1963, was named the ACC's Coach of the Year ... North Carolina senior fullback Geof Hamlin was named the recipient of the ACC's Jacobs Blocking Trophy as the conference's best blocker ... North Carolina senior linebacker Jim Webster was named the recipient of the Brian Piccolo Award for courage ... Wake Forest quarterback Larry Russell led the ACC in scoring and ranked 9th nationally, averaging 8.5 points a game ... Russell set ACC single-season (801) and career (1,923) rushing yardage by a quarterback ... Wake Forest punter Lowell Ramsey ranked 3rd nationally in punting, averaging 43.5 yards a kick ... North Carolina's Nick Vidnovic ranked 7th (42.5) nationally in punting ... Maryland defensive back Larry Marshall ranked 6th nationally in pass interceptions (0.67) ... The 1971 season was the first for the ACC without South Carolina, which withdrew from the conference following the 1970-71 academic school year.

All-ACC Football Team

OFFENSE:	DEFENSE:
E-John McMakin, CU	E-Bill Brafford, UNC
E-Dan Bungori, MD	E-Wayne Baker, CU
T-Ed Newman, DU	T-Bud Grissom, UNC
T-Jerry Sain, UNC	T-Andy Selfridge, UVA
G-Bill Bobbora, WF	LB-John Bunting, UNC
G-Ron Rusnak, UNC	LB-Ed Stetz, WF
C-Bob Thornton, UNC	LB-Larry Hefner, CU
B-Larry Hopkins, WF	DB-Ernie Jackson, DU
B-Larry Russell, WF	DB-Rich Searl, DU
B-Paul Miller, UNC	DB-Bill Hanenberg, DU
B-Lewis Jolley, UNC	DB-Steve Bowden, WF
K-Ken Craven, UNC	

Team	Conference						Overall						Hm	Rd	Nu	vsAP	
	AP	UPI	W	L	T	For	Opp	W	L	T	For	Opp					
North Carolina.....	18	6	0	0	165	57	9	3	0	288	152	4-1	5-1	0-1	0-2		
Clemson.....	4	2	0	0	101	95	5	6	0	155	202	2-3	1-3	2-0	1-2		
Duke.....	2	3	0	0	76	77	6	5	0	170	149	3-1	2-3	1-1	2-0		
Virginia.....	2	3	0	0	78	129	3	8	0	134	272	1-4	2-3	0-1	0-2		
Wake Forest.....	2	3	0	0	67	59	6	5	0	218	178	4-1	2-4	0-0	0-0		
NC State.....	2	4	0	0	89	154	3	8	0	147	274	1-4	2-4	0-0	0-2		
Maryland.....	1	4	0	0	104	109	2	9	0	224	283	2-4	0-5	0-0	0-1		

Versus Non-Conference Opponents: 15-24-0 (.385)

CLEMSON (AP-RANK: TEAM/OPP)

L 10-13	-/-	Kentucky
L 0-28	-/14	Georgia
L 14-24	-/-	at Georgia Tech
W 3-0	-/14	Duke
		(Norfolk, Va.)
W 32-15	-/-	Virginia
		(Richmond, Va.)
L 13-35	-/5	at Auburn
W 10-9	-/-	Wake Forest
L 13-26	-/-	at North Carolina
W 20-14	-/-	Maryland
L 23-31	-/-	NC State
W 17-7	-/-	at South Carolina

NORTH CAROLINA

W 28-0	-/-	at Richmond
W 27-0	-/-	at Illinois
W 35-14	-/-	Maryland
W 27-7	20/-	at NC State
L 29-37	18/-	Tulane
L 0-16	-/7	at Notre Dame
W 7-3	-/-	Wake Forest
W 36-35	-/-	William & Mary
W 26-13	-/-	Clemson
W 32-20	-/-	at Virginia
W 38-0	-/-	at Duke
		Gator Bowl
L 3-7	-/6	Georgia

WAKE FOREST

W 27-7	-/-	Davidson
W 20-9	-/-	at Virginia Tech
L 10-29	-/-	Miami
W 18-14	-/-	at Maryland
L 14-21	-/-	at NC State
W 51-21	-/-	Tulsa
L 3-7	-/-	at North Carolina
L 9-10	-/-	at Clemson
W 36-29	-/-	William & Mary
W 23-7	-/-	Duke
L 7-24	-/-	at South Carolina

DUKE

W 12-6	-/-	Florida
		(Jacksonville, Fla.)
W 28-12	-/19	South Carolina
W 28-0	20/-	at Virginia
W 9-3	19/10	at Stanford
L 0-3	14/-	Clemson
		(Norfolk, Va.)
W 41-13	-/-	NC State
L 14-15	19/-	at Navy
L 0-21	-/-	at Georgia Tech
W 31-15	-/-	West Virginia
L 7-23	-/-	at Wake Forest
L 0-38	-/-	North Carolina

NC STATE

L 21-23	-/-	Kent State
L 7-35	-/-	at Maryland
L 6-24	-/-	at South Carolina
L 7-27	-/20	North Carolina
W 21-14	-/-	Wake Forest
L 13-41	-/-	at Duke
L 15-31	-/-	East Carolina
L 10-14	-/-	Virginia
W 13-7	-/-	at Miami
L 3-35	-/5	at Penn State
W 31-23	-/-	at Clemson

VIRGINIA

L 6-10	-/-	Navy
L 0-56	-/4	at Michigan
L 0-28	-/20	Duke
W 27-23	-/-	Vanderbilt
L 14-34	-/-	at South Carolina
L 15-32	-/-	Clemson
		(Richmond, Va.)
L 9-14	-/-	at Army
W 14-10	-/-	at NC State
L 0-6	-/-	Virginia Tech
L 20-32	-/-	North Carolina
W 29-27	-/-	at Maryland

MARYLAND

L 13-28	-/-	Villanova
W 35-7	-/-	NC State
L 14-35	-/-	at North Carolina
L 14-18	-/-	Wake Forest
L 13-21	-/-	Syracuse
L 6-35	-/-	at South Carolina
L 23-27	-/-	at Florida
W 38-0	-/-	VMI
L 27-63	-/6	at Penn State
L 14-20	-/-	at Clemson
L 27-29	-/-	Virginia

1972

ACC Champion: North Carolina
Player of the Year: Steve Jones, Duke
Coach of the Year: Lou Holtz, NC State

North Carolina won its second consecutive conference championship with a perfect 6-0 record, extending its win streak against league foes to 15 straight ... NC State, sixth a year earlier, rebounded under first-year head coach Lou Holtz to finish second with a 4-1-1 mark ... Both the Tar Heels and Wolfpack received bowl bids ... North Carolina edged Texas Tech, 32-28, in the first appearance ever for an ACC team in the Sun Bowl, while NC State trounced West Virginia 49-13, in the Peach Bowl ... North Carolina guard Ron Rusnak was a consensus All-America ... Rusnak was also named the recipient of the ACC's Jacobs Blocking Trophy, as the league's top blocker ... In addition to Holtz, other first-year head coaches were Maryland's Jerry Claiborne and Tom Harper at Wake Forest ... The ACC was included in the final AP poll for the first time since 1961 and had two teams listed for the first time since 1958 ... North Carolina finished the year ranked 12th and NC State was ranked 17th ... Holtz, who led NC State to its first winning season in four years, was named the ACC's Coach of the Year in his first season ... He became only the fourth ACC coach to be named Coach of the Year in his first season ... Duke tailback Steve Jones, who led the ACC by a wide margin in rushing, was named Player of the Year ... Duke sophomore quarterback Mark Johnson was named the recipient of the Brian Piccolo Award for courage ... Wake Forest's Chuck Ramsey ranked 3rd nationally in punting, averaging 43.2 yards a punt ... NC State running back Stan Fritts ranked 6th nationally in scoring with 106 points ... NC State ranked 5th nationally in total offense, gaining 432.5 yards a game ... The Wolfpack, which utilized the split-back veer offense, also ranked 7th nationally in scoring ... The team total offense and scoring totals were both ACC single-season records.

All-ACC Football Team

OFFENSE:	DEFENSE:
E-Dave Sullivan, UVA	E-Gene Brown, UNC
E-Pat Kenney, NCS	E-Melvin Parker, DU
T-Rick Druschel, NCS	T-Ed Newman, DU
T-Jerry Sain, UNC	T-Eric Hyman, UNC
G-Ron Rusnak, UNC	G-Frank Wirth, CL
G-Bill Yoest, NCS	LB-Mike Mansfield, UNC
C-Dale Grimes, DU	LB-Paul Vellano, MD
QB-Bruce Shaw, NCS	LB-Jimmy DeRatt, UNC
RB-Steve Jones, DU	LB-Nick Arcaro, WF
RB-Stan Fritts, NCS	DB-Bill Hanenberg, DU
RB-Willie Burden, NCS	DB-Lou Angelo, UNC
KS-Chuck Ramsey, WF	DB-Mike Stultz, NCS
	DB-Bob Smith, MD

Team	Conference						Overall						Hm	Rd	Nu	vsAP	
	AP	UPI	W	L	T	For	Opp	W	L	T	For	Opp					
North Carolina.....	12	6	0	0	149	72	11	1	0	324	210	6-0	3-1	2-0	0-1		
NC State.....	17	4	1	1	193	102	8	3	0	409	240	5-0-1	2-3	1-0	1-1		
Maryland.....	3	2	1	1	142	104	5	5	1	243	217	4-1	1-4-1	0-0	0-1		
Duke.....	3	3	0	0	71	67	5	6	0	132	156	3-2	1-3	1-1	0-3		
Clemson.....	2	4	0	0	101	127	4	7	0	143	245	3-2	1-5	0-0	0-1		
Virginia.....	1	5	0	0	89	168	4	7	0	199	276	2-3	2-4	0-0	0-1		
Wake Forest.....	1	5	0	0	34	139	2	9	0	88	339	1-5	1-4	0-0	0-1		

Versus Non-Conference Opponents: 17-18-0 (.486)

CLEMSON (AP-RANK: TEAM/OPP)

W 13-0	-/-	The Citadel
L 10-29	-/-	at Rice
L 3-52	-/2	at Oklahoma
L 9-31	-/-	at Georgia Tech
L 0-7	-/-	Duke
W 37-21	-/-	Virginia
W 31-0	-/-	at Wake Forest
L 10-26	-/-	North Carolina
L 6-31	-/-	at Maryland
L 17-42	-/-	NC State
W 7-6	-/-	South Carolina

NORTH CAROLINA

W 28-18	-/-	Richmond
W 31-26	-/-	at Maryland
W 34-33	-/-	NC State
L 14-29	-/9	at Ohio State
W 31-20	-/-	Kentucky
W 21-0	-/-	at Wake Forest
W 26-10	-/-	at Clemson
W 23-3	18/-	Virginia
W 14-0	-/-	Duke
W 42-19	15/-	East Carolina
W 28-24	16/-	Florida
		(Jacksonville, Fla.)

WAKE FOREST

W 26-20	-/-	Davidson
L 10-56	-/-	at SMU
L 6-45	-/5	at Tennessee
L 0-23	-/-	at Maryland
L 13-42	-/-	NC State
L 0-21	-/-	North Carolina
L 0-31	-/-	Clemson
L 3-35	-/-	at South Carolina
W 9-7	-/-	at Duke
L 12-15	-/-	Virginia
L 9-44	-/-	Virginia Tech

DUKE

L 12-35	-/7	Alabama
		(Birmingham, Ala.)
L 6-14	-/12	at Washington
L 6-10	-/19	Stanford
W 37-13	-/-	Virginia
L 0-17	-/-	at NC State
W 7-0	-/-	at Clemson
W 20-14	-/-	Maryland
W 17-16	-/-	Navy
		(Norfolk, Va.)
W 20-14	-/-	Georgia Tech
L 7-9	-/-	Wake Forest
L 0-14	-/16	at North Carolina

SUN BOWL

W 32-28	16/-	Texas Tech
---------	------	------------

NC STATE

T 24-24	-/-	Maryland
W 43-20	-/-	Syracuse
L 33-34	-/-	at North Carolina
L 22-28	-/-	at Georgia
W 17-0	-/-	Duke
W 42-13	-/-	at Wake Forest
W 38-16	-/-	East Carolina
W 42-24	-/-	South Carolina
W 35-14	-/-	at Virginia
L 22-37	-/10	at Penn State
W 42-17	-/-	Clemson
		Peach Bowl
W 49-13	-/18	West Virginia

VIRGINIA

W 24-16	-/-	at South Carolina
W 24-20	-/-	Virginia Tech
L 10-48	-/-	West Virginia
L 13-37	-/-	at Duke
L 7-10	-/-	at Vanderbilt
W 45-14	-/-	VMI
L 21-37	-/-	at Clemson
L 23-24	-/-	Maryland
L 14-35	-/-	NC State
L 3-23	-/18	at North Carolina
W 15-12	-/-	at Wake Forest

1973

ACC Champion: NC State
Player of the Year: Willie Burden, NC State
Coach of the Year: Jerry Claiborne, Maryland

NC State won its fourth outright title, sixth overall, finishing at 6-0 ... Maryland's Terrapins, whose only league loss was to NC State, 24-22, placed second with their first winning season in eight years and the highest finish since their title-winning year of 1955 ... For the second straight year, two ACC teams received bowl bids ... The Wolfpack knocked off Kansas in the Liberty Bowl by a 31-18 count while Maryland dropped a 17-16 decision to Georgia in the Peach Bowl ... NC State guard Bill Yoest was named a consensus All-America ... Yoest was also named the recipient of the ACC's Jacobs Blocking Trophy, as the league's top blocker ... Maryland defensive tackle Randy White (AP), Maryland defensive guard Paul Vellano (FC) and Wake Forest punter Chuck Ramsey (FWAA) were named first-team All-Americans ... Ramsey led the nation in punting with a 44.8 yard average ... NC State became the first ACC team to average over 40,000 fans per game when the Wolfpack averaged 40,480 over five home dates ... A pair of NC State standouts, Stan Fritts and Justin Everett, were selected as Academic All-Americans ... Clemson's Jim "Red" Parker and Chuck Mills at Wake Forest were first-year head coaches ... Wake Forest opened the season with a 9-7 win over Florida State - its only win of the year ... NC State running back Willie Burden, who led the ACC in rushing

All-ACC Football Team

OFFENSE:	DEFENSE:
E-Harrison Davis, UVA	DL-Paul Vellano, MD
E-Charles Waddell, UNC	DL-Randy White, MD
T-Rick Druschel, NCS	DL-John Ricca, DU
T-Robert Pratt, UNC	DL-Ernie Clark, DU
G-Bill Yoest, NCS	LB-Dick Ambrose, UVA
G-Ken Peoples, CU	LB-Keith Stoneback, DU
C-Paul Ryczek, UVA	LB-Jimmy DeRatt, UNC
QB-Ken Penglitore, CU	DB-Bob Smith, MD
RB-Willie Burden, NCS	DB-Mike Stultz, NCS
RB-Sammy Johnson, UNC	DB-Peanut Martin, CU
RB-Louis Carter, MD	DB-Bobby Pliz, NCS
KS-Chuck Ramsey, WF	

(1,014) and averaged 6.8 yards a carry, was named the ACC's Player of the Year ... Maryland head coach Jerry Claiborne, who guided the Terrapins to eight wins and a No. 20 national ranking in only his second year in College Park, was named ACC Coach of the Year ... Maryland senior quarterback Al Neville was named the recipient of the ACC's Brian Piccolo Award for courage ... Maryland placekicker Steve Mike-Mayer ranked 8th nationally in scoring by kicking, averaging 6.3 points per game ... Maryland finished 8th nationally in rushing defense, allowing only 112.1 yards per game on the ground ... NC State ranked 10th nationally in scoring offense, averaging 33.2 points per game ... Maryland finished 10th nationally in scoring defense, allowing only 11.3 points per game.

1974

ACC Champion: Maryland
Player of the Year: Randy White, Maryland
Coach of the Year: Red Parker, Clemson

Maryland won its first conference championship in 18 years, sweeping all six of its league opponents ... Defending champion NC State, North Carolina and Clemson all tied for second with identical 4-2 marks ... An ACC-record three teams earned bowl bids ... Maryland lost to Tennessee, 7-3, in the Liberty Bowl, NC State tied Houston, 31-31, in the Astro Bluebonnet Bowl and North Carolina dropped a 26-24 decision to Mississippi State in the Sun Bowl ... The Terps extended their win streak against ACC foes to 10, while Wake Forest ended a 20-game winless streak with a season-ending victory over Furman ... In the first game between AP-ranked ACC teams in 15 years, No. 15 Maryland defeats the visiting and 17th-ranked NC State Wolfpack, 20-10 on Oct. 26 ... Clemson's Bennie Cunningham, North Carolina's Ken Huff and Maryland's Randy White were consensus All-Americans ... White won the Outland Trophy and Lombardi Award, was a unanimous All-America selection and placed 9th in the Heisman Trophy balloting ... White became only the second ACC defensive player to be chosen as the conference's Player of the Year ... Tar Heel QB Chris Kupec, who passed for 1,474 yards and 12 TDs, was tabbed as an Academic All-American along with NC State center Justin Everett, who became only the third ACC player to make the honors list two years in a row ... Virginia's Sonny Randle was the conference's lone rookie head mentor ... NC State's No. 9 ranking in the UPI poll marked the ACC's highest ranking since 1955 when Maryland finished third ... Clemson's Red Parker, who led the Tigers to their first winning season in seven years and their most wins since 1959, was named the ACC Coach of the Year ... North Carolina senior offensive guard Ken Huff was named the recipient of the ACC's Jacobs Blocking Trophy, as the league's top blocker ... Maryland senior defensive guard David Visaggio was named the recipient of the Brian Piccolo Award for courage ... North Carolina tailback James Betterton finished 8th nationally in all-purpose yardage (149.7) ... Maryland placekicker Steve Mike-Mayer led the nation in scoring by kicking (7.2/gm) ... NC State's Johnny Evans finished 2nd nationally in punting, averaging 43.5 on 38 punts ... North Carolina ranked 5th nationally in total offense (426.5) and Maryland 9th (407.6) ... North Carolina ranked 9th in scoring offense (30.9) while Maryland ranked 6th in scoring defense (8.8).

All-ACC Football Team

OFFENSE:	DEFENSE:
WR-Jimmy Jerome, UNC	DL-Randy White, MD
TE-Bennie Cunningham, CU	DL-Willie Anderson, CU
T-Stan Rogers, MD	DL-Dennis Turner, DU
T-Ken Peoples, CU	DL-Ronnie Robinson, UNC
G-Ken Huff, UNC	LB-Dick Ambrose, UVA
G-Bob Blanchard, NCS	LB-Keith Stoneback, DU
C-Justin Everett, NCS	LB-Harry Walters, MD
QB-Chris Kupec, UNC	DB-Bob Smith, MD
RB-Stan Fritts, NCS	DB-Jeff Christopher, DU
RB-Louis Carter, MD	DB-Mike Devine, NCS
RB-James Betterton, UNC	DB-Jim Ness, CU
KS-Steve Mike-Mayer, MD	RS-Troy Slade, DU

Team	AP	UPI	Conference			Overall										
			W	L	For	Opp	W	L	T	For	Opp	Hm	Rd	Nu	vsAP	
NC State	16	6	0	0	197	93	9	3	0	396	251	5-0	3-3	1-0	1-2	
Maryland	20	18	5	1	0	173	50	8	4	0	335	141	4-2	3-1	1-1	0-1
Clemson	4	2	0	0	147	129	5	6	0	231	263	3-3	2-3	0-0	0-0	
Virginia	3	3	0	0	122	161	4	7	0	199	300	4-1	0-6	0-0	0-2	
Duke	1	4	1	1	58	99	2	8	1	132	204	2-3	0-4-1	0-1	0-3	
North Carolina	1	5	0	0	150	159	4	7	0	242	266	3-3	1-4	0-0	0-2	
Wake Forest	0	5	1	1	38	194	1	9	1	73	326	1-3-1	0-6	0-0	0-2	

Versus Non-Conference Opponents: 12-23-0 (.343)

Team	AP	UPI	Conference			Overall										
			W	L	For	Opp	W	L	T	For	Opp	Hm	Rd	Nu	vsAP	
Maryland	13	13	6	0	0	198	35	8	4	0	312	150	5-1	2-2	1-1	1-2
NC State	11	9	4	2	0	145	120	9	2	1	317	241	5-0	4-2	0-0-1	1-1
Clemson	4	2	0	0	130	135	7	4	0	246	250	6-0	1-4	0-0	0-1	
North Carolina	4	2	0	0	146	115	7	5	0	364	279	6-0	1-4	0-1	0-0	
Duke	2	4	0	0	110	136	6	5	0	201	208	5-0	1-4	0-1	0-2	
Virginia	1	5	0	0	61	111	4	7	0	207	239	3-2	1-5	0-0	0-2	
Wake Forest	0	6	0	0	31	169	1	10	0	74	348	1-5	0-5	0-0	0-4	

Versus Non-Conference Opponents: 21-14-2 (.595)

CLEMSON (AP-RANK: TEAM/OPP)

W 14-12	-/-	at The Citadel
L 14-31	-/-	at Georgia
L 21-29	-/-	at Georgia Tech
L 15-30	-/-	at Texas A&M
W 32-27	-/-	at Virginia
W 24-8	-/-	at Duke
L 6-29	-/-	at NC State
W 35-8	-/-	Wake Forest
W 37-29	-/-	at North Carolina
L 13-28	-/-	at Maryland
L 20-32	-/-	at South Carolina

NORTH CAROLINA

W 34-27	19/-	at William & Mary
L 3-23	-/-	at Maryland
L 14-27	-/20	at Missouri
L 26-28	-/-	at NC State
W 16-10	-/-	at Kentucky
L 0-16	-/17	at Tulane
W 28-27	-/-	at East Carolina
L 40-44	-/-	at Virginia
L 29-37	-/-	at Clemson
W 42-0	-/-	Wake Forest
L 10-27	-/-	at Duke

WAKE FOREST

W 9-7	-/-	at Florida State
L 14-15	-/-	at William & Mary
L 0-41	-/13	at Texas
L 0-41	-/-	at Richmond
L 12-28	-/-	at South Carolina
L 0-37	-/-	at Maryland
L 10-21	-/-	at Virginia
L 8-35	-/-	at Clemson
T 7-7	-/-	at Duke
L 0-42	-/-	at North Carolina
L 13-52	-/16	at NC State

CLEMSON (AP-RANK: TEAM/OPP)

L 0-24	-/-	at Texas A&M
L 10-31	-/15	at NC State
W 21-17	-/-	at Georgia Tech
W 28-24	-/-	at Georgia
L 0-41	-/-	at Maryland
W 17-13	-/-	at Duke
L 28-29	-/-	at Tennessee
W 21-9	-/-	at Wake Forest
W 54-32	-/-	at North Carolina
W 28-9	-/-	at Virginia
W 39-21	-/-	at South Carolina

NORTH CAROLINA

W 42-7	-/-	at Ohio
W 31-0	-/-	at Wake Forest
L 12-24	-/-	at Maryland
W 45-29	-/17	at Pitt
L 28-29	-/-	at Georgia Tech
W 33-14	-/10	at NC State
L 23-31	-/-	at South Carolina
W 24-10	-/-	at Virginia
L 32-54	-/-	at Clemson
W 56-42	-/-	at Army
W 14-13	-/-	at Duke
L 24-26	-/-	at Mississippi St.

WAKE FOREST

L 15-33	-/18	at NC State
L 6-17	-/-	at William & Mary
L 0-31	-/-	at North Carolina
L 0-63	-/2	at Oklahoma
L 0-55	-/15	at Penn State
L 0-47	-/18	at Maryland
L 0-14	-/-	at Virginia
L 9-21	-/-	at Clemson
L 7-23	-/-	at Duke
L 21-34	-/-	at South Carolina
W 16-10	-/-	at Furman

DUKE

L 17-21	-/9	at Tennessee
W 23-21	-/-	at Washington
L 3-7	-/-	at Virginia
L 7-27	-/-	at Purdue
L 17-24	-/18	at Tulane
L 8-24	-/-	at Clemson
L 10-30	-/-	at Maryland
L 10-12	-/-	at Georgia Tech
T 7-7	-/-	at Wake Forest
L 3-21	-/20	at NC State
W 27-10	-/-	at North Carolina

NC STATE

W 57-8	17/-	at East Carolina
W 43-23	17/-	at Virginia
L 14-31	14/2	at Nebraska
L 12-31	19/-	at Georgia
W 28-26	-/-	at North Carolina
W 24-22	-/-	at Maryland
W 29-6	-/-	at Clemson
W 56-35	-/-	at South Carolina
L 29-35	-/6	at Penn State
W 21-3	20/-	at Duke
W 52-13	16/-	at Wake Forest
Liberty Bowl		
W 31-18	16/19	at Kansas

DUKE

L 21-35	-/16	at NC State
W 20-14	-/-	at South Carolina
W 27-7	-/-	at Virginia
W 16-14	-/-	at Purdue
W 33-14	-/-	at Army
L 13-17	-/-	at Clemson
L 13-30	-/12	at Florida
W 9-0	-/-	at Georgia Tech
W 23-7	-/-	at Wake Forest
L 13-56	-/13	at Maryland
L 13-14	-/-	at North Carolina

NC STATE

W 33-15	18/-	at Wake Forest
W 35-21	16/-	at Duke
W 31-10	15/-	at Clemson
W 28-22	13/-	at Syracuse
W 24-20	8/-	at East Carolina
W 22-21	11/-	at Virginia
L 14-33	10/-	at North Carolina
L 10-20	17/15	at Maryland
W 42-27	-/-	at South Carolina
W 12-7	-/7	at Penn State
W 35-14	16/-	at Arizona State
Astro Bluebonnet Bowl		
T 31-31	13/-	at Houston

MARYLAND

L 13-20	-/-	at West Virginia
W 23-3	-/-	at North Carolina
W 31-3	-/-	at Villanova
W 38-0	-/-	at Syracuse
L 22-24	-/-	at NC State
W 37-0	-/-	at Wake Forest
W 30-10	-/-	at Duke
L 22-42	-/6	at Penn State
W 33-0	-/-	at Virginia
W 28-13	-/-	at Clemson
W 42-9	-/17	at Tulane
Peach Bowl		
L 16-17	18/-	at Georgia

VIRGINIA

W 16-0	-/-	at VMI
L 23-43	-/17	at NC State
L 7-31	-/20	at Missouri
W 7-3	-/-	at Duke
L 22-39	-/-	at Vanderbilt
L 27-32	-/-	at Clemson
L 15-27	-/-	at Virginia Tech
W 21-10	-/-	at Wake Forest
W 44-40	-/-	at North Carolina
L 0-33	-/-	at Maryland
L 17-42	-/-	at West Virginia

MARYLAND

L 16-21	14/3	at Alabama
L 10-17	14/-	at Florida (Tampa, Fla.)
W 24-12	-/-	at North Carolina
W 31-0	-/-	at Syracuse
W 41-0	-/-	at Clemson
W 47-0	18/-	at Wake Forest
W 20-10	15/17	at NC State
L 17-24	15/10	at Penn State
W 41-0	14/-	at Villanova
W 56-13	13/-	at Duke (Norfolk, Va.)
W 10-0	11/-	at Virginia
Liberty Bowl		
L 3-7	18/-	at Tennessee

VIRGINIA

L 28-35	-/-	at Navy
W 38-28	-/-	at William & Mary
L 7-27	-/-	at Duke
L 24-28	-/-	at Georgia Tech
L 21-22	-/11	at NC State
W 28-27	-/-	at Virginia Tech
W 14-0	-/-	at Wake Forest
L 10-24	-/-	at North Carolina
W 28-10	-/-	at VMI
L 9-28	-/-	at Clemson
L 0-10	-/11	at Maryland

1975

ACC Champion: Maryland
Player of the Year: Mike Voight, North Carolina
Rookie of the Year: Ted Brown, NC State
Coach of the Year: Jerry Claiborne, Maryland

Maryland captured its second consecutive ACC gridiron title by posting a perfect 5-0 league mark and extending its win streak over conference opponents to 15 in a row, tying a league mark ... Duke became only the third team in ACC history to complete its conference slate unbeaten and not finish first ... For the third straight year, the Terps took part in post-season competition, defeating Florida, 13-0 in the Gator Bowl, while NC State, appearing in its fourth straight bowl game, lost to West Virginia, 13-10, in the Peach Bowl ... For the second year in a row, Clemson's Bennie Cunningham was a consensus All-America ... NC State split end Don Buckley was named a first-team All-America by the FWAA ... Maryland, which led the league in total offense with a 375.2 yards per game average, set an ACC single game total offense mark with 802 yards in a 62-24 victory over Virginia, November 22 ... Academic All-Americans were Maryland's Kim Hoover, Virginia's Bob Meade and Darryl Jackson and Jack Hall of NC State ... Virginia's loss to South Carolina was counted as an ACC game for the Cavaliers ... North Carolina tailback Mike Voight, who led the ACC in rushing and finished 6th nationally, was named the Player of the Year ... For the first time in its history, the ACC awarded a Rookie of the Year Award which went to NC State running back Ted

Brown, who set an ACC freshman rushing record with 913 yards and finished 3rd in the league in rushing ... Maryland head coach Jerry Claiborne, who guided the Terps to their second straight ACC title, was named Coach of the Year for the second time in three seasons ... Brown also ranked 6th nationally in scoring (8.4) ... Duke junior center Bill Bryan was named the recipient of the ACC's Jacobs Blocking Trophy as the conference's top blocker ... Virginia quarterback Scott Gardner was named the recipient of the Brian Piccolo award for courage ... Maryland's John Schultz led the nation in kickoff returns, averaging 31.0 on 13 returns ... NC State punter Johnny Evans: ranked 5th nationally with a 44.6 average ... NC State ranked 4th nationally in pass defense, allowing only 70.5 yards per game through the air.

All-ACC Football Team

OFFENSE:	DEFENSE:
SE-Don Buckley, NCS	DL-Tom Higgins, NCS
TE-Bennie Cunningham, CU	DL-Paul DiVito, MD
TE-Pat Hovance, NCS	DL-Dave Dusek, DU
T-Gary Pellom, DU	DL-Joe Campbell, MD
T-Marion Koprowski, MD	LB - Dave Meier, DU
G-Tom Serfass, NCS	LB-LeRoy Hughes, MD
G-Tom Glassie, UVA	LB-Kevin Benson, MD
C-Billy Bryan, DU	DB-Bill Armstrong, WF
QB-Dave Buckley, NCS	DB-Jim Brechbiel, MD
RB-Mike Voight, UNC	DB-Ralph Stringer, NCS
RB-Ted Brown, NCS	DB-Bob Grupp, DU
RB-Clark Gaines, WF	RS-Troy Stade, DU
KS-Mike Sochko, MD	

1976

ACC Champion: Maryland
Player of the Year: Mike Voight, North Carolina
Rookie of the Year: James McDougald, Wake Forest
Coach of the Year: Jerry Claiborne, Maryland

Maryland's powerful Terrapins swept through the regular season undefeated and became only the second team in ACC history to win three consecutive league titles outright ... Coach Jerry Claiborne's club ran its conference victory string to a record 20 straight ... Claiborne was named the ACC's Coach of the Year for the second straight time and for the third time in the last four seasons after leading the Terrapins to an 11-1 season and a No. 8 national ranking ... The Terps appeared in a bowl for the fourth straight year, losing to Houston, 30-21, in the Cotton Bowl ... North Carolina (9-3) accepted its fifth bowl invitation in seven years ... Maryland tackle Joe Campbell and Wake Forest defensive back Bill Armstrong were consensus All-Americans ... Virginia's game with Virginia Tech was designated as a league contest ... First-year ACC coaches were Virginia's Dick Bestwick and Bo Rein of NC State ... Maryland's No. 8 ranking in the final AP poll was the first Top-10 finish by an ACC team since 1960 ... Wake Forest running back James McDougald was named the ACC's Rookie of the Year after setting an ACC freshman rushing record with 1,018 yards ... North Carolina tailback Mike Voight became only the third player in ACC history to be named ACC's Player of the Year in back-to-back seasons ... Voight, who finished 8th in the Heisman Trophy balloting, led the ACC in rushing (1,407 yards) and scoring (110 points) and finished 6th nationally in rushing and 5th nationally in scoring ... NC State punter Johnny Evans ranked 2nd nationally in punting, averaging an ACC-record 46.1 yards on 47 punts ... Virginia's Russ Henderson was just a shade behind at 45.9 on 69 punts, ranking 4th nationally ... For the second straight year Duke senior center Bill Bryan was named the recipient of the ACC's Jacobs Blocking Trophy ... Bryan also was named a first-team All-America by the FWAA ... Duke junior defensive end Jeff Green was named the recipient of the Brian Piccolo Award ... Duke running back Art Gore ranked 7th nationally in kickoff returns, averaging 25.6 on 22 returns ... Maryland ranked 2nd nationally in total defense, allowing only 211 yards a game ... The Terrapins' rushing defense ranked 6th nationally (116.7) ... Maryland: also ranked 3rd nationally in scoring defense, allowing just 7.7 points per game.

All-ACC Football Team

OFFENSE:	DEFENSE:
SE-Tom Hall, DU	DL-Joe Campbell, MD
TE-Steve Young, WF	DL-Dee Hardison, UNC
T-Tom Schick, MD	DL-Bill Perdue, UNC
T-Mike Fagan, NCS	DL-Larry Seder, MD
G-Ed Fulton, MD	LB-Brad Carr, MD
G-Craig Funk, UNC	LB-Carl McGee, DU
C-Billy Bryan, DU	LB-Don Cervi, WF
QB-Mark Manges, MD	DB-Bill Armstrong, WF
RB-Ted Brown, NCS	DB-Ken Roy, MD
RB-Mike Voight, UNC	DB-Ronny Johnson, UNC
RB-James McDougald, WF	DB-Bob Grupp, DU
KS-Vince Fusco, DU	RS-Delbert Powell, UNC

Team	AP	UPI	Conference				Overall									
			W	L	T	For	Opp	W	L	T	For	Opp	Hm	Rd	Nu	vsAP
Maryland	13	11	5	0	0	182	73	9	2	1	312	150	5-1	3-1-1	1-0	1-2
Duke	3	0	2	131	84	4	5	2	197	212	2-1-2	2-4	0-0	0-0	0-2	
NC State	2	2	1	131	115	7	4	1	260	210	5-1	2-2-1	0-1	2-0	1-1	
Wake Forest	2	3	0	145	137	3	8	0	221	264	0-5	3-3	0-0	1-1	1-1	
Clemson	3	3	0	102	141	2	9	0	177	381	1-4	1-5	0-0	0-1	0-1	
North Carolina	1	4	1	119	159	3	7	1	207	272	1-5	2-2-1	0-0	0-2	0-2	
Virginia	0	5	0	98	226	1	10	0	175	428	1-5	0-5	0-0	0-1	0-1	

Versus Non-Conference Opponents: 12-28-1 (.305)

Team	AP	UPI	Conference				Overall									
			W	L	T	For	Opp	W	L	T	For	Opp	Hm	Rd	Nu	vsAP
Maryland	8	11	5	0	0	111	24	11	1	0	294	115	6-0	5-0	0-1	0-1
North Carolina	4	1	0	144	102	9	3	0	243	220	5-1	3-1	1-1	1-1	1-1	
Wake Forest	3	3	0	124	118	5	6	0	177	206	2-3	3-3	0-0	0-0	0-2	
Duke	2	3	1	125	145	5	5	1	234	245	1-3	4-2-1	0-0	0-0	0-1	
NC State	2	3	0	97	98	3	7	1	205	258	1-4-1	2-3	0-0	0-1	0-1	
Virginia	1	4	0	40	111	2	9	0	106	266	1-4	1-4	0-1	0-1	0-1	
Clemson	0	4	1	76	123	3	6	2	172	237	2-2-1	1-4-1	0-0	0-2	0-2	

Versus Non-Conference Opponents: 21-18-2 (.537)

CLEMSON (AP-RANK: TEAM/OPP)

L 13-17	-/-	Tulane
L 0-56	-/14	at Alabama
L 28-33	-/-	at Georgia Tech
L 7-35	-/-	at Georgia
W 16-14	-/-	Wake Forest
L 21-25	-/-	at Duke
L 7-45	-/-	NC State
L 7-43	-/-	Florida State
W 38-35	-/-	at North Carolina
L 20-22	-/-	Maryland
L 20-56	-/-	at South Carolina

NORTH CAROLINA

W 33-7	-/-	William & Mary
L 7-34	-/-	Maryland
L 7-32	-/2	at Ohio State
W 31-28	-/-	at Virginia
L 14-21	-/15	Notre Dame
L 20-21	-/-	at NC State
L 17-38	-/-	East Carolina
L 9-21	-/-	Wake Forest
L 35-38	-/-	Clemson
W 17-15	-/-	at Tulane
T 17-17	-/-	at Duke

WAKE FOREST

L 7-14	-/-	SMU
W 30-22	-/15	at NC State
L 17-19	-/-	Appalachian St.
L 16-17	-/-	Kansas State
L 14-16	-/-	at Clemson
L 0-27	-/19	Maryland
W 66-21	-/-	at Virginia
W 21-9	-/-	at North Carolina
L 14-42	-/-	Duke
L 26-37	-/-	at South Carolina
L 10-40	-/-	at Virginia Tech

CLEMSON (AP-RANK: TEAM/OPP)

W 10-7	-/-	The Citadel
L 0-41	-/9	Georgia
T 24-24	-/-	at Georgia Tech
L 19-21	-/-	at Tennessee
L 14-20	-/-	at Wake Forest
T 18-18	-/-	Duke
L 21-38	-/-	at NC State
W 15-12	-/-	at Florida State
L 23-27	-/-	North Carolina
L 0-20	-/6	at Maryland
W 28-9	-/-	South Carolina

NORTH CAROLINA

W 14-10	-/20	Miami (Ohio)
W 24-21	-/18	Florida
			(Tampa, Fla.)
W 12-0	17/-	Northwestern
W 34-32	16/-	at Army
L 3-24	14/12	at Missouri
L 13-21	-/-	NC State
W 12-10	-/20	East Carolina
W 34-14	-/-	at Wake Forest
W 27-23	-/-	at Clemson
W 31-6	-/-	Virginia
W 39-38	-/-	Duke
L 0-21	19/-	Kentucky

WAKE FOREST

L 6-23	-/-	Virginia Tech
W 20-18	-/-	NC State
L 24-27	-/-	at Vanderbilt
W 13-0	-/-	at Kansas State
L 0-31	-/1	at Michigan
W 20-14	-/-	Clemson
L 15-17	-/5	at Maryland
L 17-18	-/-	Virginia
L 14-34	-/-	North Carolina
W 38-17	-/-	at Duke
W 10-7	-/20	at South Carolina

DUKE

L 7-35	-/4	at So. California
L 16-24	-/-	South Carolina
W 26-11	-/-	Virginia
L 0-14	-/-	at Pitt
W 21-10	-/-	at Army
W 25-21	-/-	Clemson
L 16-24	-/12	at Florida
L 6-21	-/-	at Georgia Tech
W 42-14	-/-	at Wake Forest
T 21-21	-/-	NC State
T 17-17	-/-	North Carolina

NC STATE

W 26-3	13/-	East Carolina
L 22-30	15/-	Wake Forest
W 8-7	-/13	Florida
L 15-37	-/-	at Michigan State
W 27-0	-/-	Indiana
L 22-37	-/-	at Maryland
W 21-20	-/-	North Carolina
W 45-7	-/-	at Clemson
W 28-21	-/-	South Carolina
W 15-14	-/8	at Penn State
T 21-21	-/-	at Duke
Peach Bowl			
L 10-13	-/-	West Virginia

DUKE

W 21-18	-/-	at Tennessee
L 6-24	-/-	at South Carolina
W 21-6	-/-	at Virginia
L 31-44	-/2	Pittsburgh
W 20-7	-/-	at Miami
T 18-18	-/-	at Clemson
L 3-30	-/6	Maryland
W 31-7	-/-	Georgia Tech
L 17-38	-/-	Wake Forest
W 28-14	-/-	at NC State
L 38-39	-/-	at North Carolina

MARYLAND

W 31-7	12/-	Richmond
W 24-3	10/-	at West Virginia
W 42-28	8/-	at Syracuse
W 20-9	7/-	Villanova
W 16-6	7/-	at NC State
W 17-15	5/-	Wake Forest
W 30-3	6/-	at Duke
W 24-14	5/-	Kentucky
W 21-0	6/-	Cincinnati
W 20-0	6/-	Clemson
W 28-0	6/-	at Virginia
Cotton Bowl			
L 21-30	4/6	Houston

NC STATE

L 12-18	-/-	Furman
L 18-20	-/-	at Wake Forest
L 14-23	-/-	East Carolina
T 31-31	-/-	Michigan State
W 24-21	-/-	at Indiana
L 6-16	-/7	Maryland
W 21-13	-/-	at North Carolina
W 38-21	-/-	Clemson
L 7-27	-/-	at South Carolina
L 20-41	-/-	at Penn State
L 14-28	-/-	Duke

VIRGINIA

L 17-38	-/-	at Washington
L 0-14	-/-	William & Mary
L 6-21	-/-	Duke
L 14-35	-/-	at Georgia Tech
L 7-35	-/-	at South Carolina
L 10-14	-/-	Virginia Tech
W 18-17	-/-	at Wake Forest
L 7-13	-/-	VMI
			(Norfolk, Va.)
W 21-20	-/-	Lehigh
L 6-31	-/-	at North Carolina
L 0-28	-/6	Maryland

1977

ACC Champion: North Carolina
Player of the Year: Steve Fuller, Clemson
Rookie of the Year: Amos Lawrence, North Carolina
Coach of the Year: Charley Pell, Clemson

North Carolina ended Maryland's streak of league titles at three and the ACC celebrated its Silver Anniversary by sending a record four teams to bowl games ... The Tar Heels finished with a 5-0-1 mark, one game ahead of second place Clemson ... Maryland, which handed the Tigers their lone conference loss in the season opener, tied with NC State for third at 4-2 ... A record four teams reached the eight-win mark ... Maryland defeated Minnesota, 17-7, in the Hall of Fame Bowl while NC State recorded a 24-14 verdict over Iowa State in the Peach Bowl ... North Carolina dropped a 21-17 decision to Nebraska in the Liberty Bowl while Gator Bowl action saw Clemson fall to Pitt, 34-3 ... North Carolina, led by consensus All-America tackle Dee Hardison, topped the nation in scoring defense, allowing only 7.4 points per game ... Clemson's Steve Fuller, Maryland's Jonathan Claiborne and Joe Muffler were Academic All-Americans ... The league's only rookie coach was Clemson's Charley Pell, who was named the ACC's Coach of the Year in his first season after guiding the Tigers to their best season in 18 years ... Fuller, who led the ACC in total offense, was named the ACC Player of the Year ... North Carolina freshman tailback Amos Lawrence, who set a conference freshman rushing record with 1,211 yards, was named the ACC's Rookie of the Year ... Lawrence led the ACC in rushing and finished 8th nationally ... Clemson guard Joe Bostic was named the recipient of the ACC's Jacobs Blocking Trophy as the league's top blocker ... Bostic was also named a first-team All-America by the FWAA ... NC State defensive back Ralph Stringer was named the recipient of the Brian Piccolo Award for courage ... Stringer ranked 10th nationally on kickoff returns, averaging 25.7 on 19 kickoff returns ... Wake Forest's Steve Young finished 8th nationally in pass receiving, averaging 5.1 catches per game for the Deacons.

All-ACC Football Team

OFFENSE:	DEFENSE:
SE-Jerry Butler, CU	DL-Dee Hardison, UNC
TE-Steve Young, WF	DL-Rod Broadway, UNC
T-Lacy Brumley, CU	DL-Ken Sheets, UNC
T-John Patterson, DU	DL-Jonathan Brooks, CU
G-Joe Bostic, CU	DL-Ted Klabe, MD
G-Mike Salzano, UNC	LB-Randy Scott, CU
C-Larry Teary, WF	LB-Buddy Curry, UNC
QB-Steve Fuller, CU	DB-Alan Caldwell, UNC
RB-Ted Brown, NCS	DB-Steve Ryan, CU
RB-Amos Lawrence, UNC	DB-Richard Carter, NCS
RB-James McDougald, WF	DB-Ralph Stringer, NCS
KS-Russ Henderson, UVA	

1978

ACC Champion: Clemson
Player of the Year: Steve Fuller, Clemson
Rookie of the Year: Darrell Nicholson, North Carolina
Coach of the Year: Charley Pell, Clemson

Clemson captured its first ACC football crown in 11 years by completing the season with a perfect 6-0 league mark ... Maryland finished a game behind, losing only a 28-24 decision to Clemson on the season's second-to-last weekend ... Clemson, under the direction of Danny Ford, who replaced Charley Pell prior to the Tigers' Gator Bowl appearance, defeated Ohio State 17-15, while NC State knocked off Pitt, 30-17, in the Tangerine Bowl ... Pell was named the ACC's Coach of the Year for the second straight year before accepting the head coaching position at Florida ... For the first time in its history three ACC teams were ranked in the final Associated Press poll with Clemson ranked 6th, NC State 18th and Maryland 20th ... Ted Brown, the conference's leading rusher with 1,350 yards, and center Jim Ritcher, both of NC State, were tabbed as consensus All-Americans ... Brown and Clemson QB Steve Fuller, who threw for 1,515 yards, tied for sixth place in the Heisman Trophy balloting ... The first time in 17 years a pair of ACC players finished in the Top Ten of the Heisman voting ... Fuller was named the ACC Player of the Year for the second consecutive year, becoming only the 4th player in ACC history to win back-to-back Player of the Year honors ... Clemson became the first ACC team to average over 50,000 fans per game when the Tigers averaged 53,619 over six home dates ... Wake Forest's John Mackovic was the league's only first-year coach ... Clemson wide receiver Jerry Butler was named a First-Team All-America by AP ... Ritcher was named the recipient of the ACC's Jacobs Blocking Trophy ... Clemson defensive back Rex Varn was named the recipient of the Brian Piccolo Award ... Clemson tailback Lester Brown ranked 4th nationally in scoring with 102 points ... Virginia Sean McCall ranked 6th nationally in kickoff returns, averaging 26.9 on 19 returns ... Clemson's Willie Jordan ranked 4th nationally in punt returns, averaging 13.8 on 20 returns ... NC State placekicker Nathan Ritter ranked 3rd nationally in field goals, making 17 of 19 attempts ... Clemson finished 6th nationally in rushing offense and 4th nationally in total offense (436.7) ... The Tigers also ranked 8th nationally in pass defense, 4th in turnover margin and 5th nationally in both scoring offense and defense.

All-ACC Football Team

OFFENSE:	DEFENSE:
SE-Jerry Butler, CU	DL-Jonathan Brooks, CU
TE-Bob Loomis, UNC	DL-Bruce Palmer, MD
T-Steve Kenney, CU	DL-Charles Johnson, MD
T-Chris Dieterich, NCS	DL-Simon Gupton, NCS
G-Joe Bostic, CU	DL-Jim Stuckey, CU
G-Mike Salzano, UNC	LB-Bubba Brown, CU
C-Jim Ritcher, NCS	LB-Randy Scott, CU
QB-Steve Fuller, CU	DB-Woodrow Wilson, NCS
RB-Ted Brown, NCS	DB-Lloyd Burruss, MD
RB-Steve Atkins, MD	DB-Steve Ryan, CU
RB-Lester Brown, CU	DB-Ricky Barden, UNC
PK-Nathan Ritter, NCS	P-Russ Henderson, UVA

Team	Conference					Overall					Hm	Rd	Nu	vsAP		
	AP	UPI	W	L	T For	Opp	W	L	T For	Opp						
North Carolina.....	17	14	5	0	1	131	54	8	3	1	251	102	3-1-1	5-1	0-1	0-2-1
Clemson.....	19	4	1	1	108	48	8	3	1	228	163	3-2	5-0-1	0-1	1-3
NC State.....	19	4	2	0	133	100	8	4	0	259	181	4-3	3-1	1-0	0-2
Maryland.....	4	2	0	142	74	8	4	0	254	179	4-2	3-2	1-0	0-1	
Duke.....	2	4	0	128	122	5	6	0	231	221	1-4	4-2	0-0	0-2	
Virginia.....	1	5	0	33	149	1	9	1	56	280	1-4	0-5-1	0-0	0-2	
Wake Forest.....	0	6	0	48	176	1	10	0	113	270	1-4	0-6	0-0	0-1	

Versus Non-Conference Opponents: 17-17-1 (.500)

Team	Conference					Overall					Hm	Rd	Nu	vsAP		
	AP	UPI	W	L	T For	Opp	W	L	T For	Opp						
Clemson.....	6	7	6	0	0	183	71	11	1	0	368	131	6-0	4-1	1-0	2-0
Maryland.....	20	5	1	0	159	62	9	3	0	261	167	4-1	5-1	0-1	1-3
NC State.....	18	19	4	2	0	133	112	9	3	0	280	208	5-1	3-2	1-0	1-3
North Carolina.....	3	3	0	124	132	5	6	0	199	216	3-3	2-3	0-0	0-3	
Duke.....	2	4	0	56	108	4	7	0	108	247	4-1	0-6	0-0	0-2	
Wake Forest.....	1	5	0	59	161	1	10	0	104	274	1-4	0-6	0-0	0-3	
Virginia.....	0	6	0	75	143	2	9	0	139	236	1-5	1-4	0-0	0-1	

Versus Non-Conference Opponents: 18-17-0 (.514)

CLEMSON (AP-RANK: TEAM/OPP)

L 14-21	--/10	Maryland
L 7-6	--/17	at Georgia
W 31-14	--/--	at Georgia Tech
W 31-13	--/--	at Virginia Tech
W 31-0	--/--	Virginia
W 17-11	--/--	at Duke
W 7-3	20/--	NC State
W 26-0	16/--	Wake Forest
T 13-13	13/--	at North Carolina
L 17-21	15/5	Notre Dame
W 31-27	15/--	at South Carolina
L 3-34	11/10	Pittsburgh

NORTH CAROLINA

L 7-10	--/--	at Kentucky
W 31-0	--/--	Richmond
W 41-7	--/--	at Northwestern
L 7-10	--/13	Texas Tech
W 24-3	--/--	Wake Forest
W 27-14	--/--	at NC State
W 17-0	--/--	South Carolina
W 16-7	--/--	at Maryland
T 13-13	--/13	Clemson
W 35-14	19/--	at Virginia
W 16-3	18/--	at Duke
L 17-21	14/12	Nebraska

WAKE FOREST

W 24-13	--/--	Furman
L 0-3	--/--	Vanderbilt
L 14-41	--/--	at NC State
L 17-26	--/--	at Purdue
L 3-24	--/--	at North Carolina
L 7-35	--/--	Maryland
L 10-12	--/--	at Virginia
L 0-26	--/16	at Clemson
L 14-38	--/--	Duke
L 14-24	--/--	South Carolina
L 10-28	--/--	at Virginia Tech

CLEMSON (AP-RANK: TEAM/OPP)

W 58-3	--/--	The Citadel
L 0-12	--/--	at Georgia
W 31-0	--/--	Villanova
W 38-7	--/--	Virginia Tech
W 30-14	--/--	at Virginia
W 28-8	--/--	Duke
W 33-10	20/--	at NC State
W 51-6	16/--	at Wake Forest
W 13-9	15/--	North Carolina
W 28-24	12/11	at Maryland
W 41-23	10/--	South Carolina
W 17-15	7/20	Ohio State

NORTH CAROLINA

W 14-10	--/--	East Carolina
L 20-21	18/17	Maryland
L 16-20	--/9	at Pitt
L 3-7	--/--	Miami (Ohio)
W 34-29	--/--	at Wake Forest
L 7-34	--/--	NC State
W 24-22	--/--	at South Carolina
L 18-27	--/--	at Richmond
L 9-13	--/15	at Clemson
W 38-20	--/--	Virginia
W 16-15	--/--	Duke

WAKE FOREST

W 14-0	--/--	Virginia
L 6-28	--/--	Virginia Tech
L 11-13	--/10	at LSU
L 10-34	--/--	NC State
L 7-14	--/--	at Purdue
L 29-34	--/--	North Carolina
L 0-39	--/6	at Maryland
L 7-21	--/--	at Auburn
L 6-51	--/16	Clemson
L 0-3	--/--	at Duke
L 14-37	--/--	at South Carolina

DUKE

L 16-17	--/--	East Carolina
L 9-21	--/1	at Michigan
W 31-7	--/--	at Virginia
W 28-16	--/--	Navy
W 25-21	--/--	at South Carolina
L 11-17	--/--	Clemson
L 13-31	--/--	at Maryland
W 25-24	--/--	at Georgia Tech
W 38-14	--/--	at Wake Forest
L 32-37	--/--	NC State
L 3-16	--/18	North Carolina

NC STATE

L 23-28	--/--	East Carolina
W 14-0	--/--	Virginia
W 38-0	--/--	at Syracuse
W 41-14	--/--	Wake Forest
W 24-20	--/--	Maryland
W 17-15	--/--	at Auburn
L 14-27	--/--	North Carolina
L 3-7	--/20	at Clemson
W 7-3	--/--	South Carolina
L 17-21	--/9	Penn State
W 37-32	--/--	at Duke
L 17-21	--/--	Iowa State

VIRGINIA

L 0-14	--/--	at NC State
L 0-68	--/18	at Texas
L 7-31	--/--	Duke
L 0-13	--/--	West Virginia
L 0-31	--/--	at Clemson
T 14-14	--/--	at Virginia Tech
W 12-10	--/--	Wake Forest
L 3-6	--/--	at Syracuse
L 6-30	--/--	VMI
L 14-35	--/19	North Carolina
L 0-28	--/--	at Maryland

DUKE

W 28-10	--/--	Georgia Tech
W 16-12	--/--	South Carolina
L 0-52	--/4	at Michigan
W 20-13	--/--	Virginia
L 8-31	--/--	at Navy
L 8-28	--/--	at Clemson
L 0-27	--/5	Maryland
L 0-34	--/--	at Tennessee
W 3-0	--/--	Wake Forest
L 10-24	--/--	at NC State
L 15-16	--/--	at North Carolina

MARYLAND

W 31-7	--/--	Tulane
W 24-17	20/--	at Louisville
W 21-20	17/18	at North Carolina
W 20-3	15/--	Kentucky
W 31-7	12/20	NC State
W 24-9	10/--	at Syracuse
W 39-0	6/--	Wake Forest
W 27-0	5/--	at Duke
L 3-27	5/2	at Penn State
W 17-7	13/--	at Virginia
L 24-28	11/12	Clemson
Sun Bowl			
L 0-42	12/14	Texas

NC STATE

W 29-13	--/--	East Carolina
W 27-19	--/--	Syracuse
W 29-15	--/--	West Virginia
W 34-10	--/--	at Wake Forest
L 7-31	20/12	at Maryland
W 34-7	--/--	at North Carolina
L 10-33	--/20	Clemson
W 22-13	--/--	South Carolina
L 10-19	--/2	at Penn State
W 24-10	--/--	Duke
W 24-21	--/--	at Virginia
L 10-24	--/--	Tangerine Bowl
W 30-17	--/16	Pittsburgh

VIRGINIA

L 0-14	--/--	at Wake Forest
L 0-32	--/--	Navy
W 21-17	--/--	at Army
L 9-17	--/--	VMI
L 13-20	--/--	at Duke
L 14-30	--/--	Clemson
W 17-7	--/--	Virginia Tech
L 17-20	--/--	at West Virginia
L 7-17	--/13	Maryland
L 20-38	--/--	at North Carolina
L 21-24	--/--	NC State

1979

ACC Champion: NC State
Player of the Year: Jay Venuto, Wake Forest
Rookie of the Year: Chuck McSwain, Clemson
Coach of the Year: John Mackovic, Wake Forest

NC State claimed its first title since 1973, finishing with a 5-1 mark while Maryland, defending champion Clemson and surprising Wake Forest ended up in a three-way tie for second at 4-2 ... The ACC, on the strength of a record-tying five teams having winning records, compiled its best record against non-conference opponents, going 28-18-3 versus outsiders ... Three teams took part in post season play, with Clemson losing to Baylor in the Peach Bowl, 24-18, North Carolina beating Michigan, 17-15, in the Gator Bowl and Wake Forest, making its first bowl appearance in 30 years, losing to Louisiana State, 34-10, in the Tangerine Bowl ... Clemson tackle Jim Stuckey, Maryland placekicker Dale Castro and N.C. State center Jim Ritcher were consensus All-Americans ... In addition, Ritcher became the third player from an ACC school to be awarded the prestigious Outland Trophy ... For the second straight year, Ritcher was awarded the ACC's Jacobs Blocking Trophy ... Virginia's 20-18 win over Virginia Tech as well as Wake Forest's 19-14 victory over the Hokies were counted as a conference games due to schedule anomalies ... Red Wilson succeeded Mike McGee at Duke ... He was joined as a first-year head coach in the league by Danny Ford, who actually began his Clemson head coaching career in last year's Gator Bowl, but coached his first full season with the Tigers ...

All-ACC Football Team

OFFENSE:
 SE-Wayne Baumgardner, WF
 TE-Mike Chatham, UNC
 T-Steve Junkmann, UNC
 T-Larry Stewart, MD
 G-Jeff Bostic, CU
 G-Chris Dieterich, NCS
 C-Jim Ritcher, NCS
 QB-Jay Venuto, WF
 RB-James McDougald, WF
 RB-Charles Wysocki, MD
 RB-Tom Vigorito, UVA
 PK-Dale Castro, MD

DEFENSE:
 DL-Steve Potter, UVA
 DL-Jim Stuckey, CU
 DL-Steve Durham, CU
 DL-Simon Gupton, NCS
 DL-James Parker, WF
 LB-Buddy Curry, UNC
 LB-Bubba Brown, CU
 DB-Woodrow Wilson, NCS
 DB-Ricky Barden, UNC
 DB-Rex Varn, CU
 DB-Tony Blount, UVA
 P-David Sims, CU

NC State head coach Bo Rein left the Wolfpack to take the head coaching position at LSU, but died in a bizarre plane crash on a recruiting trip in January ... He was replaced at State by former Arkansas assistant coach Monte Kiffin ... Wake Forest head coach John Mackovic was named the ACC Coach of the Year after leading the Deacons to the first eight-win season in the history of the program ... Wake Forest quarterback Jay Venuto set ACC single-season records for total offense (2,463), yards passing (2,432), offensive plays (443), passes attempted (367) and passes completed (198) and was named the ACC's Player of the Year ... Clemson tailback Chuck McSwain was named the ACC's Rookie of the Year ... Maryland tailback Charlie Wysocki led the ACC and ranked 6th nationally in rushing.

1980

ACC Champion: North Carolina
Player of the Year: Lawrence Taylor, North Carolina
Rookie of the Year: Ben Bennett, Duke
Coach of the Year: Dick Crum, North Carolina

North Carolina captured its second ACC title in four years, completing the regular season with a perfect 6-0 league mark ... Maryland was second with a 5-1 record ... The Tar Heels knocked off Texas, 16-7, in the Bluebonnet Bowl, while the Terrapins dropped a 35-20 decision to Florida in the Tangerine Bowl ... Clemson placekicker Obed Ariri led the nation with 23 FGs while Wake Forest QB Jay Venuto threw for an ACC-record 21 TD passes and finished the year ranked 8th nationally in pass efficiency ... North Carolina linebacker Lawrence Taylor was a consensus All-American ... NC State punter Calvin Warren and Georgia Tech linebacker Sheldon Fox earned All-America laurels ... Clemson became the first league team to win 100 ACC games with a 35-33 victory over Wake Forest ... In addition, the Tigers became the first conference member to average over 60,000 fans per game, drawing 368,543 in six Memorial Stadium contests ... Maryland's Charlie Wysocki rushed for 1,359 yards, the third highest single season total in conference annals and finished 6th nationally in rushing ... Georgia Tech's Bill Curry and NC State's Monte Kiffin were the ACC's first-year head coaches ... North Carolina head coach Dick Crum was named ACC Coach of the Year after leading the Tar Heels to an 11-1 record and a No. 10 national ranking ... UNC's Lawrence Taylor became only the third defensive player in ACC history to be chosen Player of the Year ... Duke quarterback Ben Bennett, who set ACC freshmen records for most yards total offense (1,840) and passing (2,050) was named ACC Rookie of the Year ... North Carolina offensive guard Ron Wooten was named recipient of the ACC's Jacobs Blocking Trophy as the top blocker in the league ... Clemson senior defensive back Jack Cain was named the recipient of the Brian Piccolo Award for courage ... North Carolina's Amos Lawrence finished 6th nationally in scoring (6.2) and Clemson's Ariri finished 8th (7.9) ... North Carolina punter Steve Streater, who led the ACC in punting, ranked 9th nationally in punting, averaging 43.4 yards a punt ... North Carolina ranked 8th in scoring defense, allowing only 11.2 points per game.

All-ACC Football Team

OFFENSE:
 SE-Perry Tuttle, CU
 TE-John Brinkman, DU
 T-Chris Koehne, NCS
 T-Lee Nanney, CU
 G-Ron Wooten, UNC
 G-Bill Ard, WF
 C-Rick Donnalley, UNC
 QB-Jay Venuto, WF
 RB-Charlie Wysocki, MD
 RB-Amos Lawrence, UNC
 RB-Kelvin Bryant, UNC
 PK-Obed Ariri, CU

DEFENSE:
 DL-Bubba Green, NCS
 DL-Donnell Thompson, UNC
 DL-Lawrence Taylor, UNC
 DL-Stuart Anderson, UVA
 DL-Marlin Van Horn, MD
 LB-Darrell Nicholson, UNC
 LB-Carlos Bradley, WF
 DB-Steve Streater, UNC
 DB-Dennis Tabron, DU
 DB-Lloyd Burruss, MD
 DB-Kelvin Shumock, UVA
 P-Steve Streater, UNC

Team	Conference						Overall						Hm	Rd	Nu	vsAP	
	AP	UPI	W	L	T	For	Opp	W	L	T	For	Opp					
NC State	5	1	0	120	96	7	4	0	258	213	4-2	3-2	0-0	0-1			
Clemson	4	2	0	108	62	8	4	0	205	116	4-2	4-1	0-1	1-2			
Maryland	4	2	0	97	53	7	4	0	198	135	5-1	2-3	0-0	1-1			
Wake Forest	4	2	0	99	112	8	4	0	240	283	5-0	3-3	0-1	3-1			
North Carolina	15	14	3	3	128	104	8	3	1	290	167	3-2-1	4-1	1-0	3-1		
Virginia	2	4	0	98	108	6	5	0	258	114	5-1	1-4	0-0	0-2			
Duke	0	6	0	59	167	2	8	1	152	264	1-4	1-4-1	0-0	0-1			
Georgia Tech	not eligible						4	6	1	152	190	4-2	0-4-1	0-0	0-3		

Versus Non-Conference Opponents: 28-18-3 (.603)

Team	Conference						Overall						Hm	Rd	Nu	vsAP	
	AP	UPI	W	L	T	For	Opp	W	L	T	For	Opp					
North Carolina	10	9	6	0	166	63	11	1	0	297	130	7-0	3-1	1-0	1-1		
Maryland	5	1	0	120	48	8	4	0	211	165	5-1	3-2	0-1	0-3			
NC State	3	3	0	104	133	6	5	0	222	212	5-1	1-4	0-0	0-3			
Clemson	2	4	0	125	173	6	5	0	217	222	4-2	2-3	0-0	1-2			
Virginia	2	4	0	84	149	4	7	0	144	259	1-4	3-3	0-0	0-1			
Wake Forest	2	4	0	127	128	5	6	0	251	213	2-4	3-2	0-0	0-2			
Duke	1	5	0	131	163	2	9	0	214	296	1-4	1-5	0-0	0-3			
Georgia Tech	not eligible						1	9	1	113	260	1-4-1	0-5	0-0	0-3-1		

Versus Non-Conference Opponents: 19-22-1 (.464)

CLEMSON (AP-RANK: TEAM/OPP)

W 21-0 -/- Furman
 L 0-19 -/- Maryland
 W 12-7 -/- Georgia
 W 17-7 -/- Virginia
 W 21-0 -/- at Virginia Tech
 W 28-10 -/- at Duke
 L 13-16 -/- NC State
 W 31-0 -/- Wake Forest
 W 19-10 18/- at North Carolina
 W 16-10 14/- at Notre Dame
 L 9-13 13/19 at South Carolina
 Peach Bowl
 L 18-24 18/19 Baylor

MARYLAND

W 24-20 -/- Villanova
 W 19-0 -/- at Clemson
 W 35-14 -/- Mississippi State
 L 7-14 -/- at Kentucky
 L 7-27 -/- Penn State
 L 0-7 -/- at NC State
 L 17-25 -/- at Wake Forest
 W 27-0 -/- at Duke
 W 17-14 -/18 North Carolina
 W 28-7 -/- Louisville
 W 17-7 -/- Virginia

VIRGINIA

W 31-0 -/- Richmond
 L 27-31 -/19 at NC State
 W 19-0 -/- VMI
 W 30-12 -/- Duke
 L 7-17 -/- at Clemson
 W 69-9 -/- James Madison
 L 10-17 -/20 at Navy
 W 31-0 -/- at Georgia
 W 20-18 -/- Virginia Tech
 L 7-13 -/- North Carolina
 L 7-17 -/- at Maryland

CLEMSON (AP-RANK: TEAM/OPP)

W 19-3 -/- Rice
 L 16-20 -/10 at Georgia
 W 17-10 -/- Western Carolina
 W 13-10 -/- Virginia Tech
 W 27-24 -/- at Virginia
 L 17-34 -/- Duke
 L 20-24 -/- at NC State
 W 35-33 -/- at Wake Forest
 L 19-24 -/14 North Carolina
 L 7-34 -/- at Maryland
 W 27-6 -/14 South Carolina

MARYLAND

W 7-3 -/- Villanova
 W 31-6 -/- Vanderbilt
 W 14-11 -/- at West Virginia
 L 3-17 19/14 at North Carolina
 L 9-38 -/6 at Pitt
 L 10-24 -/14 Penn State
 W 11-10 -/- Wake Forest
 W 17-14 -/- at Duke
 W 24-0 -/- NC State
 W 34-7 -/- Clemson
 W 31-0 -/- at Virginia

VIRGINIA

W 6-3 -/- Navy
 L 13-27 -/- NC State
 W 20-17 -/- at Duke
 L 21-45 -/- at West Virginia
 L 24-27 -/- Clemson
 L 0-30 -/- at Virginia Tech
 W 24-21 -/- at Wake Forest
 W 16-13 -/- at Tennessee
 L 17-19 -/- Rutgers
 L 3-26 -/15 at North Carolina
 L 0-31 -/- Maryland

DUKE

W 28-14 -/- East Carolina
 L 0-35 -/- at South Carolina
 L 12-30 -/- at Virginia
 T 17-17 -/- at Army
 W 34-7 -/- at Richmond
 L 10-28 -/- Clemson
 L 0-27 -/- Maryland
 L 14-24 -/- at Georgia Tech
 L 14-17 -/20 at Wake Forest
 L 7-28 -/- NC State
 L 16-37 -/- North Carolina

NORTH CAROLINA

W 28-0 -/- South Carolina
 W 17-7 -/13 Pitt
 W 41-3 -/- at Army
 W 35-14 18/- Cincinnati
 L 19-24 14/- Wake Forest
 W 35-21 19/15 at NC State
 T 24-24 15/- East Carolina
 L 14-17 18/- at Maryland
 L 10-19 -/18 Clemson
 W 13-7 -/- at Virginia
 W 37-16 -/- at Duke
 Gator Bowl
 W 17-15 -/14 Michigan

WAKE FOREST

W 30-23 -/- Appalachian St
 W 22-21 -/12 at Georgia
 W 23-20 -/- East Carolina
 L 14-17 -/16 at NC State
 W 19-14 -/- at Virginia Tech
 W 24-19 -/14 at North Carolina
 W 25-17 -/- Maryland
 W 42-38 18/13 Auburn
 L 0-31 14/- at Clemson
 W 17-14 20/- Duke
 L 14-35 17/- at South Carolina
 Tangerine Bowl
 L 10-34 -/- LSU

DUKE

L 10-35 -/- East Carolina
 L 28-35 -/19 at Auburn
 L 17-20 -/- Virginia
 L 21-31 -/- at Indiana
 L 7-20 -/17 at South Carolina
 W 34-17 -/- at Clemson
 L 14-17 -/- Maryland
 W 17-12 -/- Georgia Tech
 L 24-27 -/- Wake Forest
 L 21-38 -/- at NC State
 L 21-44 -/15 at North Carolina

NORTH CAROLINA

W 35-13 14/- Furman
 W 9-3 14/- at Texas Tech
 W 17-3 14/19 Maryland
 W 33-0 10/- Georgia Tech
 W 27-9 8/- at Wake Forest
 W 28-8 8/- NC State
 W 31-3 7/- East Carolina
 L 7-41 6/16 at Oklahoma
 W 24-19 14/- at Clemson
 W 26-3 15/- Virginia
 W 44-21 15/- Duke
 Bluebonnet Bowl
 W 16-7 13/- Texas

WAKE FOREST

L 7-16 -/- Virginia Tech
 W 24-7 -/- The Citadel
 W 27-7 -/- at NC State
 W 27-7 -/- at William & Mary
 L 9-27 -/8 North Carolina
 L 10-11 -/- at Maryland
 L 21-24 -/- Virginia
 L 33-35 -/- Clemson
 W 27-24 -/- at Duke
 L 38-39 -/14 at South Carolina
 W 28-16 -/- Appalachian St.

GEORGIA TECH

L 6-30 -/2 Alabama
 T 7-7 -/- at Florida
 W 33-7 -/- William & Mary
 L 13-21 -/10 at Notre Dame
 L 0-31 -/- at Tennessee
 L 14-38 -/14 Auburn
 L 7-12 -/- at Tulane
 W 24-14 -/- Duke
 W 21-0 -/- Air Force
 W 24-14 -/- Navy
 L 3-16 -/- at Georgia

NC STATE

W 34-20 -/- East Carolina
 W 31-27 19/- Virginia
 W 38-14 19/- at West Virginia
 W 17-14 16/- Wake Forest
 L 31-44 14/- at Auburn
 W 7-0 17/- Maryland
 W 21-35 15/19 North Carolina
 W 16-13 -/- at Clemson
 L 28-30 -/- at South Carolina
 L 7-9 -/- Penn State
 W 28-7 -/- at Duke

GEORGIA TECH

L 3-26 -/2 Alabama
 (Birmingham, Ala.)
 L 12-45 -/- Florida
 W 17-8 -/- Memphis State
 L 0-33 -/10 at North Carolina
 L 10-23 -/- Tennessee
 L 14-17 -/- at Auburn
 L 14-31 -/- Tulane
 L 12-17 -/- at Duke
 T 3-3 -/1 Notre Dame
 L 8-19 -/- Navy
 L 20-38 -/1 at Georgia

1981

ACC Champion: Clemson
Player of the Year: Jeff Davis, Clemson
Rookie of the Year: Joe McIntosh, NC State
Coach of the Year: Danny Ford, Clemson

Clemson finished the year as the nation's only undefeated major team and was acclaimed National Champion, claiming the top berth in both the AP and UPI polls ... The Tigers capped off the season by defeating Nebraska, 22-15, in the Orange Bowl ... Defending champion North Carolina finished second in the league race and went on to defeat Arkansas in the Gator Bowl, 31-27 ... The Tar Heels placed eighth in the final UPI poll and ninth in the AP, marking the first time that two ACC teams closed the year ranked among the nation's Top 10 teams ... A pair of Clemson defensive standouts, LB Jeff Davis and DB Terry Kinard, earned consensus All-America honors while North Carolina guard Dave Drechsler was named to the Academic All-America team ... Drechsler was also a first team All-America selection by the FWAA ... Davis became only the fourth defensive player to be named ACC Player of the Year ... Wake Forest QB Gary Schofield threw for an ACC record 504 yards in a 45-33 loss to Maryland ... The Terps became the second ACC team to record 100 league victories with a 34-9 win over NC State ... Al Groh of Wake Forest was the ACC's lone first year head coach ... In only his third full season as Clemson head coach, Danny Ford was named ACC Coach of the Year ... NC State freshman Joe McIntosh led the ACC in rushing and was named the league's Rookie of the Year ... Clemson offensive tackle Lee Nanney was the recipient of the ACC's Jacobs Blocking Trophy as the league's top blocker ... Duke junior defensive back Aaron Stewart was the recipient of the Brian Piccolo Award for courage ... NC State free safety Eric Williams ranked 4th in the nation in pass interceptions (0.64) ... North Carolina's Greg Poole ranked 9th nationally in punt returns (12.0) ... North Carolina ranked 8th nationally in rushing offense averaging 274.5 yards a game on the ground ... Wake Forest was 9th in the nation in pass offense, throwing for 271.5 yards per game ... Maryland finished the year ranked 4th nationally in rushing defense (83.9) ... Clemson was rated 8th nationally in total defense: allowing only 251.5 yards a game ... Two ACC teams, Clemson (2nd, 8.2) and North Carolina (5th, 11.2), finished among the top five teams in the nation in scoring defense ... North Carolina also ranked 8th nationally in scoring offense, averaging 31.3 points per game.

All-ACC Football Team

OFFENSE:	DEFENSE:
WR-Cedric Jones, CU	DL-Jeff Bryant, CU
WR-Perry Tuttle, CU	DL-William Fuller, UNC
TE-Phil Denfield, WF	DL-Stuart Anderson, UVA
T-Lee Nanney, CU	DL-Dan Benish, CU
T-Chris Koehne, NCS	DL-Charles Bowser, DU
G-Dave Drechsler, UNC	LB-Jeff Davis, CU
G-Ron Spruill, UNC	LB-Lee Shaffer, UNC
C-Tony Berryhill, CU	DB-Terry Kinard, CU
QB-Homer Jordan, CU	DB-Dennis Tabron, DU
RB-Joe McIntosh, NCS	DB-Donnie LeGrande, NCS
RB-Kelvin Bryant, UNC	DB-Greg Poole, UNC
PK Todd Auten, NCS	P- Jeff Hayes, UNC

1982

ACC Champion: Clemson
Player of the Year: Chris Castor, Duke
Rookie of the Year: Michael Ramseur, Wake Forest
Coach of the Year: Bobby Ross, Maryland

Clemson captured its second consecutive conference championship and eighth overall, with another perfect 6-0 league mark ... The Tigers extended their ACC win streak to 12 straight ... Maryland finished second while three teams tied for third ... North Carolina, appearing in its fourth straight bowl game, knocked off Texas, 26-10, in the Sun Bowl while the Terps lost to Washington, 21-20, in the inaugural Aloha Bowl ... Georgia Tech won as many games, six, as it had in the previous three seasons ... Duke set an ACC single season record with 4,990 yards in total offense and became the only team in ACC history to average over 300 yards per game passing ... North Carolina DT William Fuller and Clemson DB Terry Kinard were tabbed as consensus All-Americans ... Maryland's Bobby Ross and George Welsh at Virginia were first year head coaches ... Ross became only the sixth ACC head coach to be named ACC Coach of the Year in his first year on the job ... Ross guided a Maryland team which had been 4-6-1 to an 8-win season and a No. 20 national ranking ... The Terrapins were one of three ACC teams ranked in the final AP poll including 8th-ranked Clemson and 13th-ranked North Carolina ... Duke senior wide receiver Chris Castor became only the second receiver to be named ACC Player of the Year and the first since South Carolina's Alex Hawkins in 1958 ... Wake Forest running back Michael Ramseur ran for 966 yards, the second-most ever by a freshman, to claim ACC Rookie-of-the-Year honors ... Maryland offensive tackle Dave Pacella was the recipient of the ACC's Jacobs Blocking Trophy as the league's top blocker ... Wake Forest wide receiver Kenny Duckett was the recipient of the Brian Piccolo Award for courage ... Georgia Tech's Robert Lavette finished 2nd nationally in scoring (114 points), 10th in rushing (109.8) and 10th in all-purpose yardage (142.7) ... Duke's Ben Bennett ranked 5th nationally in pass efficiency (142.5) ... North Carolina's Brooks Barwick ranked 7th nationally in field goals (20) ... Duke finished 2nd nationally in pass offense and 4th in total offense ... North Carolina also was ranked 6th in total offense ... The Tar Heels also ranked 2nd nationally in total defense (236.5) ... Maryland was ranked 3rd nationally in rushing defense, allowing only 87.2 yards per game ... Maryland ranked 8th nationally in scoring offense, while UNC (6th) and Clemson (10th) both finished in the nation's top 10 in scoring defense.

All-ACC Football Team

OFFENSE:	DEFENSE:
WR-Chris Castor, DU	DL-William Fuller, UNC
WR-Tim Ryan, WF	DL-William Perry, CU
TE-Phil Denfield, WF	DL-Mark Duda, MD
T-Dave Pacella, MD	DL-Mike Wilcher, UNC
T-Robert Oxendine, DU	DL-Andy Headen, CU
G-Dave Drechsler, UNC	LB-Johny Rember, CU
G-Ron Spruill, UNC	LB-Chris Ward, UNC
C-Philip Ebinger, DU	DB-Terry Kinard, CU
QB-Ben Bennett, DU	DB-Eric Williams, NCS
RB-Cliff Austin, CU	DB-Pat Chester, UVA
RB-Robert Lavette, GT	DB-Willie Harris, UNC
PK-Jess Atkinson, MD	P- Harry Newsome, WF

Team	Conference							Overall								
	AP	UPI	W	L	T	For	Opp	W	L	T	For	Opp	Hm	Rd	Nu	vsAP
Clemson	1	1	6	0	0	195	56	12	0	0	338	105	6-0	5-0	1-0	3-0
North Carolina	9	8	5	1	0	142	64	10	2	0	375	140	4-2	5-0	1-0	0-1
Maryland			4	2	0	168	108	4	6	1	232	194	2-2-1	2-4	0-0	0-2
Duke			3	3	0	118	134	6	5	0	210	230	3-2	3-3	0-0	0-3
NC State			2	4	0	91	136	4	7	0	182	223	3-4	1-3	0-0	0-4
Wake Forest			1	5	0	124	255	4	7	0	217	365	1-4	3-3	0-0	0-2
Virginia			0	6	0	90	175	1	10	0	127	261	1-5	0-5	0-0	0-2
Georgia Tech								1	10	0	124	308	0-6	1-4	0-0	1-1

Versus Non-Conference Opponents: 17-24-1 (.417)

Team	Conference							Overall								
	AP	UPI	W	L	T	For	Opp	W	L	T	For	Opp	Hm	Rd	Nu	vsAP
Clemson	8	6	0	0	0	196	95	9	1	1	289	147	5-0-1	3-1	1-0	2-1
Maryland	20	20	5	1	0	222	121	8	4	0	373	220	5-1	3-2	0-1	1-4
North Carolina	18	13	3	3	0	146	100	8	4	0	348	149	6-1	1-3	1-0	1-2
Duke			3	3	0	172	179	6	5	0	307	290	3-2	3-3	0-0	0-1
NC State			3	3	0	111	131	6	5	0	206	255	5-1	1-4	0-0	0-3
Virginia			1	5	0	92	214	2	9	0	208	320	2-4	0-5	0-0	0-1
Wake Forest			0	6	0	108	207	3	8	0	200	322	2-2	1-5	0-1	0-2
Georgia Tech								6	5	0	239	286	3-2	3-3	0-0	0-3

Versus Non-Conference Opponents: 22-15-1 (.592)

CLEMSON (AP-RANK: TEAM/OPP)

W 45-10	--/1	at Wofford
W 13-5	--/1	at Tulane
W 13-3	--/4	Georgia
W 21-3	--/1	at Kentucky
W 27-0	14/-	Virginia
W 38-10	9/-	at Duke
W 17-7	6/-	NC State
W 82-24	4/-	Wake Forest
W 10-8	2/8	at North Carolina
W 21-7	2/-	Maryland
W 29-13	2/-	at South Carolina
Orange Bowl		
W 22-15	1/4	Nebraska

MARYLAND

L 17-23	--/1	at Vanderbilt
L 13-17	--/1	at West Virginia
W 34-9	--/1	at NC State
T 17-17	--/1	Syracuse
L 10-15	--/1	at Florida
W 45-33	--/1	at Wake Forest
W 24-21	--/1	Duke
L 10-17	--/9	North Carolina
L 7-14	--/1	at Tulane
L 7-21	--/2	at Clemson
W 48-7	--/1	Virginia

VIRGINIA

L 18-32	--/1	at West Virginia
L 0-3	--/1	at Rutgers
L 24-29	--/1	Duke
L 24-30	--/1	at NC State
L 0-27	--/9	at Clemson
L 3-21	--/1	at South Carolina
L 21-24	--/1	Wake Forest
W 13-10	--/1	VMI
L 14-17	--/13	North Carolina
L 7-48	--/1	at Maryland
L 3-20	--/1	Virginia Tech

WAKE FOREST

L 6-23	--/1	at South Carolina
L 23-28	--/1	NC State
W 24-21	--/1	at Auburn
L 14-30	--/1	at Virginia Tech
W 15-14	--/1	Appalachian St.
L 10-48	--/5	at North Carolina
L 33-45	--/1	Maryland
W 24-21	--/1	at Virginia
L 24-82	--/3	at Clemson
L 10-31	--/1	at Duke
W 34-22	--/1	at Richmond

CLEMSON (AP-RANK: TEAM/OPP)

L 7-13	11/7	at Georgia
T 17-17	16/-	Boston College
W 21-10	--/1	West Carolina
W 24-6	--/1	Kentucky
W 48-0	--/1	at Virginia
W 49-14	20/-	Duke
W 38-29	19/-	at NC State
W 16-13	13/18	North Carolina
W 24-22	11/18	at Maryland
W 24-6	10/-	South Carolina
W 21-17	10/-	Wake Forest
		(Tokyo, Japan)

MARYLAND

L 31-39	--/7	at Penn State
L 18-19	--/17	at West Virginia
W 23-6	--/1	NC State
W 26-3	--/1	at Syracuse
W 38-0	--/1	Indiana State
W 52-31	--/1	Wake Forest
W 49-22	--/1	Duke
W 31-24	--/10	at North Carolina
W 18-19	--/1	Miami
L 22-24	18/11	Clemson
W 45-14	19/-	at Virginia
Aloha Bowl		
L 20-21	16/9	Washington

VIRGINIA

L 16-30	--/1	at Navy
L 17-21	--/1	James Madison
L 17-51	--/1	at Duke
L 13-16	--/1	NC State
L 0-48	--/1	Clemson
W 34-27	--/1	Wake Forest
W 37-6	--/1	VMI
L 32-38	--/1	at Georgia Tech
L 14-27	--/1	at North Carolina
L 14-45	--/19	Maryland
L 14-21	--/1	at Virginia Tech

DUKE

W 25-24	--/1	at Tennessee
W 30-17	--/1	at South Carolina
W 51-17	--/1	Virginia
L 21-27	--/1	Navy
L 21-22	--/1	Virginia Tech
L 14-49	--/20	at Clemson
L 22-49	--/1	at Maryland
W 38-21	--/1	at Georgia Tech
W 46-26	--/1	Wake Forest
L 16-21	--/1	at NC State
W 23-17	--/1	North Carolina

GEORGIA TECH

L 7-45	--/4	Alabama
W 36-7	--/1	The Citadel
W 24-20	--/1	at Memphis State
L 0-41	--/12	at North Carolina
W 19-13	--/1	at Tulane
L 0-24	--/1	at Auburn
W 31-21	--/1	Tennessee
L 21-38	--/1	Duke
W 38-32	--/1	Virginia
W 45-7	--/1	at Wake Forest
L 18-38	--/1	at Georgia

NORTH CAROLINA

L 6-7	5/1	at Pitt
W 34-10	11/-	Vanderbilt
W 62-8	11/-	Army
W 41-0	12/-	Georgia Tech
W 24-7	12/-	at Wake Forest
W 41-9	11/-	NC State
L 24-31	10/-	Maryland
L 13-16	18/13	at Clemson
W 27-14	--/1	Virginia
L 17-23	--/1	at Duke
W 33-14	--/1	Bowling Green
Sun Bowl		
W 26-10	--/8	Texas

NC STATE

W 26-0	--/1	Furman
W 33-26	--/1	East Carolina
W 30-0	--/1	Wake Forest
L 6-23	--/1	at Maryland
W 16-13	--/1	at Virginia
L 9-41	--/11	at North Carolina
L 29-38	--/18	Clemson
W 33-3	--/1	South Carolina
L 0-54	--/7	at Penn State
W 21-16	--/1	at Duke
L 3-41	--/1	at Miami

1983

ACC Champion: Maryland
Player of the Year: Ben Bennett, Duke
Rookie of the Year: Cory Collier, Georgia Tech
Coach of the Year: George Welsh, Virginia

Maryland claimed its first ACC title since 1976, finishing undefeated in five league contests while North Carolina was second with a 4-2 mark ... In bowl action, the Terps dropped a 30-23 decision to Tennessee in the Florida Citrus Bowl while the Tar Heels, in their fifth straight bowl game, lost to Florida State 28-3 in the Peach Bowl ... Clemson, ineligible for the league title, posted a 9-1-1 mark and finished 11th in the UPI poll ... Duke QB Ben Bennett, who led the nation in passing, threw for an ACC single-season record of 3,086 yards and concluded his career as the league's all-time passing leader with 9,614 yards ... Clemson's William Perry and North Carolina's William Fuller earned consensus All-America recognition while Tiger QB Mike Eppley, who passed for 1,410 yards and 13 TDs, was an Academic All-America ... North Carolina offensive tackle Brian Blados also earned first-team All-America honors ... First-year head coaches listed Steve Sloan at Duke and Tom Reed at NC State ... Clemson became the first ACC team to draw over 500,000 fans averaging 74,557 over seven home dates ... Georgia Tech, in its first season of conference play, finished third with a 3-2 league record ... Tech freshman running back Cory Collier was named the league's Rookie of the Year ... Collier finished ranked 2nd nationally in kickoff returns, averaging 30.0 ... Clemson guard James Farr was named the recipient of the ACC's Jacobs Blocking Trophy as the league's top blocker ... Wake Forest senior outside linebacker John Piedmonte was named the winner of the Brian Piccolo Award for courage ... Maryland quarterback Boomer Esiason finished 10th in the Heisman Trophy balloting ... Clemson's Mike Eppley finished 3rd nationally in pass efficiency (146.0) while Duke's Ben Bennett finished 5th nationally in total offense ... Bennett also set single-season ACC records for most yards of total offense (2,950), most plays (526), most yards passing (3,086), most passes attempted (469), most passes completed (300) as well as career marks for total offense (9,061), touchdown passes (55) and TDR (57) ... Wake Forest's Harry Newsome led the ACC in punting (45.5) and ranked 3rd nationally ... North Carolina finished the year ranked 7th nationally in total offense, while Duke was 5th nationally in passing offense.

All-ACC Football Team

OFFENSE:
 WR-Mark Militello, DU
 WR-Mark Smith, UNC
 TE-K.D. Dunn, CU
 T-Brian Blados, UNC
 T-Jim Dombrowski, UVA
 G-Ron Solt, MD
 G-James Farr, CU
 C-Philip Ebinger, DU
 QB-Ben Bennett, DU
 RB-Ethan Horton, UNC
 RB-Mike Grayson, DU
 RB-Joe McIntosh, NCS
 PK-Bob Paulling, CU

DEFENSE:
 DL-William Fuller, UNC
 DL-William Perry, CU
 DL-James Robinson, CU
 DL-Pete Koch, MD
 DL-Edgar Pickett, CU
 LB-Vaughan Johnson, NCS
 LB-Eric Wilson, MD
 DB-Clarence Baldwin, MD
 DB-Lester Lyles, UVA
 DB-Willie Harris, UNC
 DB-Rod McSwain, CU
 P-Harry Newsome, WF

Team	Conference					Overall					Hm	Rd	Nu	vsAP	
	AP	UPI	W	L	T For	Opp	W	L	T For	Opp					
Maryland	5	0	0	154	71	8	4	0	316	253	5-1	3-2	0-1	2-3	
North Carolina	4	2	0	184	117	8	4	0	337	216	5-1	3-2	0-1	0-1	
Georgia Tech	3	2	0	147	140	3	8	0	222	313	2-4	1-4	0-0	0-4	
Duke	3	3	0	150	183	3	8	0	246	350	2-3	1-5	0-0	0-2	
Virginia	3	3	0	145	150	6	5	0	252	280	5-1	1-4	0-0	1-1	
NC State	1	5	0	108	159	3	8	0	236	246	2-5	1-3	0-0	0-2	
Wake Forest	1	5	0	150	218	4	7	0	257	281	2-4	2-3	0-0	0-2	
*Clemson	11	7	0	0	240	130	9	1	1	338	200	6-0-1	3-1	0-0	2-0-1

*Ineligible for conference title
 Versus Non-Conference Opponents: 17-16-1 (.515)

CLEMSON (AP-RANK: TEAM/OPP)

W 44-10 --/--- at Western Carolina
 L 16-31 --/--- at Boston College
 T 16-16 --/11 at Georgia
 W 41-14 --/--- Georgia Tech
 W 42-21 --/--- Virginia
 W 38-31 --/--- at Duke
 W 27-17 --/--- NC State
 W 24-17 --/--- Wake Forest
 W 16-3 --/10 at North Carolina
 W 52-27 17/11 Maryland
 W 22-13 13/-- at South Carolina

DUKE

L 30-38 --/--- at Virginia
 L 10-15 --/--- at Indiana
 L 24-31 --/--- South Carolina
 L 17-56 --/15 Miami
 L 14-27 --/--- at Virginia Tech
 L 31-38 --/--- Clemson
 L 3-38 --/15 at Maryland
 W 32-26 --/--- Georgia Tech
 W 31-21 --/--- at Wake Forest
 W 27-26 --/--- NC State
 L 27-34 --/--- at North Carolina

GEORGIA TECH

L 7-20 --/14 Alabama (Birmingham, Ala.)
 L 14-17 --/--- Furman
 L 14-41 --/--- at Clemson
 L 21-38 --/5 North Carolina
 W 20-10 --/--- at NC State
 L 13-31 --/5 Auburn
 L 3-37 --/--- at Tennessee
 L 26-32 --/--- at Duke
 W 31-27 --/--- Virginia
 W 49-33 --/--- Wake Forest
 L 24-27 --/7 Georgia

MARYLAND

W 21-14 17/-- at Vanderbilt
 L 21-31 17/20 West Virginia
 W 13-7 --/17 Pitt
 W 23-3 19/-- Virginia
 W 34-13 16/-- Syracuse
 W 36-33 16/-- at Wake Forest
 W 38-3 15/-- Duke
 W 28-26 13/3 North Carolina
 L 23-35 7/3 at Auburn
 L 27-52 11/17 at Clemson
 W 29-6 20/-- at NC State
 Florida Citrus Bowl
 L 23-30 16/-- Tennessee

NORTH CAROLINA

W 24-8 11/-- at South Carolina
 W 24-10 8/-- Memphis State
 W 48-17 10/-- Miami (Ohio)
 W 51-20 5/-- William & Mary
 W 38-21 5/-- at Georgia Tech
 W 30-10 4/-- Wake Forest
 W 42-14 3/-- at NC State
 L 26-28 3/13 at Maryland
 L 3-16 10/-- Clemson
 L 14-17 19/-- at Virginia
 W 34-27 --/--- Duke
 Peach Bowl
 L 3-28 --/--- Florida State

NC STATE

L 16-22 --/--- East Carolina
 W 45-0 --/--- The Citadel
 L 14-26 --/--- Virginia
 W 38-15 --/--- at Wake Forest
 L 10-20 --/--- Georgia Tech
 L 14-42 --/3 North Carolina
 L 17-27 --/--- at Clemson
 L 17-31 --/--- at South Carolina
 W 33-7 --/--- Appalachian St.
 L 26-27 --/--- at Duke
 L 6-29 --/20 Maryland

VIRGINIA

W 38-30 --/--- Duke
 W 27-16 --/--- Navy
 W 21-14 --/--- James Madison
 W 26-14 --/--- at NC State
 L 3-23 --/19 at Maryland
 L 21-42 --/--- at Clemson
 W 38-10 --/--- VMI
 L 34-38 --/--- at Wake Forest
 L 27-31 --/--- at Georgia Tech
 W 17-14 --/19 North Carolina
 L 0-48 --/--- Virginia Tech

WAKE FOREST

L 25-27 --/--- Appalachian St.
 W 13-6 --/--- at Virginia Tech
 W 21-0 --/--- Western Carolina
 W 31-6 --/--- at Richmond
 L 15-38 --/--- NC State
 L 10-30 --/4 at North Carolina
 L 33-36 --/16 Maryland
 W 38-34 --/--- Virginia
 L 17-24 --/--- at Clemson
 L 21-31 --/--- Duke
 L 33-49 --/--- at Georgia Tech

1984

ACC Champion: Maryland
Player of the Year: William Perry, Clemson
Rookie of the Year: John Ford, Virginia
Coach of the Year: George Welsh, Virginia

Maryland pocketed the ACC championship for the second year in a row and earned its fifth outright crown over the past 11 seasons ... The title was not decided until the season's final weekend when the Terps knocked off Virginia, 45-33 ... The Cavaliers posted their highest finish ever in the ACC by taking second with a 3-1-2 mark ... Virginia head coach George Welsh was named ACC Coach of the Year for the second straight year ... Cavalier freshman wide receiver John Ford was named ACC Rookie of the Year ... Maryland, taking part in its third straight bowl game, defeated Tennessee in the Sun Bowl, 28-27, while Virginia, making its first-ever bowl appearance, defeated Purdue in the Peach Bowl, 27-24 ... For the second year in a row, Clemson's William Perry earned All-America honors ... Perry was also named ACC Player of the Year ... Maryland, trailing Miami 31-0 at the half, rallied for 42 second-half points to beat the Hurricanes, 42-40, setting a record for the greatest comeback in NCAA Division IA football history ... ACC clubs finished with a winning record against outside competition for the third straight year, 19-15-0, including nine games against opponents that ended up in bowl games ... In all, the ACC had five wins against non-conference opponents ranked among the nation's Top 25 ... Virginia offensive tackle Jim Dombrowski was the recipient of the ACC's Jacobs Blocking Trophy, as the league's top blocker ... Maryland quarterback Frank Reich, the architect of Maryland's historic comeback against Miami, ranked 6th nationally in pass efficiency and Georgia Tech quarterback John Dewberry ranked 8th ... For the second straight year North Carolina tailback Ethan Horton led the ACC in rushing ... Horton finished 8th nationally with 1,247 yards ... Maryland running back Rick Badanek finished 6th nationally in scoring, averaging 9.3 points per game ... Maryland finished the year ranked 6th nationally in total offense, as the Terps averaged 446.4 yards per game ... Maryland also ranked 8th nationally in scoring offense (32.0) while Clemson ranked 9th (31.5) ... Maryland offensive tackle J.D. Maarleveld was named the recipient of the Brian Piccolo Award.

All-ACC Football Team

OFFENSE:
 WR-Greg Hill, MD
 WR-Terrance Roulhac, CU
 TE-Ken Whisenhunt, GT
 T-Jim Dombrowski, UVA
 T-Joe Milinichik, NCS
 G-Bob Olderman, UVA
 G-Steve Reese, CU
 C-Kevin Glover, MD
 QB-John Dewberry, GT
 RB-Ethan Horton, UNC
 RB-Robert Lavette, GT
 PK-Donald Igwebuikwe, CU

DEFENSE:
 DL-William Perry, CU
 DL-Ron Mattes, UVA
 DL-Gary Baldinger, WF
 DL-David Bond, UVA
 DL-Bruce Mesner, MD
 LB-Eric Wilson, MD
 LB-Micah Moon, UNC
 DB-Lester Lyles, UVA
 DB-Ronnie Burgess, WF
 DB-Al Covington, MD
 DB-Ronald Watson, CU
 P-Dale Hatcher, CU

Team	Conference					Overall					Hm	Rd	Nu	vsAP		
	AP	UPI	W	L	T For	Opp	W	L	T For	Opp						
Maryland	12	11	5	0	0	204	102	9	3	0	380	280	3-2	5-1	1-0	3-1
Virginia	20	17	3	1	2	189	108	8	4	0	337	216	3-2-1	4-0-1	1-0	1-2-1
North Carolina	3	2	1	119	125	5	5	1	234	274	3-2-1	2-3	0-0	0-1-1		
Wake Forest	3	3	0	91	124	6	5	0	205	232	3-2	3-3	0-0	0-0		
Georgia Tech	2	2	1	114	81	6	4	1	296	201	4-2	2-2-1	0-0	3-1		
Duke	1	5	0	67	162	2	9	0	128	301	1-4	1-5	0-0	0-0		
NC State	1	5	0	97	179	3	8	0	263	311	2-5	1-3	0-0	1-1		
Clemson	5	2	0	245	150	7	4	0	346	215	5-1	2-2	0-1	0-3		

Versus Non-Conference Opponents: 19-15-0 (.559)

CLEMSON (AP-RANK: TEAM/OPP)

W 40-7 4/-- Appalachian St.
 W 55-0 3/-- at Virginia
 L 23-26 2/20 at Georgia
 L 21-28 13/18 at Georgia Tech
 W 20-12 --/--- North Carolina
 W 54-21 --/--- Duke
 W 35-34 --/--- at NC State
 W 37-14 --/--- Wake Forest
 W 17-10 --/--- Virginia Tech
 L 23-41 20/-- at Maryland
 L 21-22 --/9 South Carolina

DUKE

W 31-24 --/--- Indiana
 L 0-21 --/--- at South Carolina
 L 9-13 --/--- at Army
 L 10-38 --/--- Virginia
 L 0-27 --/--- at Virginia Tech
 L 21-54 --/--- at Clemson
 L 7-43 --/--- Maryland
 L 3-31 --/--- at Georgia Tech
 L 16-20 --/--- Wake Forest
 W 16-13 --/--- at NC State
 L 15-17 --/--- North Carolina

GEORGIA TECH

W 16-6 --/19 Alabama
 W 48-3 --/--- The Citadel
 W 28-21 18/13 Clemson
 L 22-27 12/-- NC State
 T 20-20 20/-- at Virginia
 L 34-48 --/13 Auburn
 L 21-24 --/--- Tennessee
 W 31-3 --/--- Duke
 L 17-24 --/--- at North Carolina
 W 24-7 --/--- at Wake Forest
 W 35-18 --/18 at Georgia

MARYLAND

L 7-23 --/--- Syracuse
 L 14-23 --/--- Vanderbilt
 W 20-17 --/17 at West Virginia
 W 38-17 --/--- Wake Forest
 L 24-25 --/11 at Penn State
 W 44-21 --/--- NC State
 W 43-7 --/--- at Duke
 W 34-23 --/--- at North Carolina
 W 42-40 --/6 at Miami
 W 41-23 --/20 Clemson (Baltimore, Md.)
 W 45-34 18/-- at Virginia
 Sun Bowl
 W 28-27 12/-- Tennessee

NORTH CAROLINA

L 30-33 --/--- Navy
 L 20-52 --/10 at Boston College
 W 23-17 --/--- Kansas
 L 12-20 --/--- at Clemson
 L 3-14 --/--- at Wake Forest
 W 28-21 --/--- NC State
 W 30-27 --/--- at Memphis State
 L 23-34 --/--- Maryland
 W 24-17 --/--- Georgia Tech
 T 24-24 --/19 Virginia
 W 17-15 --/--- at Duke

NC STATE

--/--- Ohio
 W 43-6 --/--- Furman
 L 15-24 --/--- Wake Forest
 W 31-22 --/--- East Carolina
 W 27-22 --/12 at Georgia Tech
 L 21-44 --/--- at Maryland
 L 21-28 --/--- at North Carolina
 L 34-35 --/--- Clemson
 L 28-35 --/5 South Carolina
 L 0-45 --/--- at Virginia
 L 13-16 --/--- Duke

1985

ACC Champion: Maryland
Player of the Year: Barry Word, Virginia
Rookie of the Year: Jerry Mays, Georgia Tech
Coach of the Year: Bill Curry, Georgia Tech

Maryland made it three championships in a row and six in 12 years, by finishing unbeaten in ACC play ... Georgia Tech, competing for the crown in only its third year in the league, placed second while Clemson and Virginia deadlocked for third ... Due to scheduling conflicts with Georgia Tech joining the ACC, Tech and Maryland did not play ... For the fourth straight year and 11th time in 13 seasons, the Terps took part in post-season play, knocking off Syracuse in the Cherry Bowl, 35-18 ... Georgia Tech handed Michigan State a 17-14 defeat in the All-American Bowl while Clemson lost to Minnesota, 20-13, in the Independence Bowl ... Maryland extended its ACC game win streak to 17, with a 33-21 title clinching victory over Virginia on the season's final weekend ... A pair of offensive tackles, J.D. Maarleveld of Maryland and Jim Dombrowski of Virginia, were tabbed as consensus All-Americans while Georgia Tech outside linebacker Pat Swilling was named a first-team All-America ... North Carolina QB Kevin Anthony, who passed for 1,546 yards and 11 TDs, earned Academic All-America honors ... Virginia tailback Barry Word was named the ACC's Player of the Year leading the ACC in rushing and finishing 6th nationally in rushing yards per game (122.4) and 4th nationally in yards per carry (5.9) ... Georgia Tech head coach Bill Curry was named the ACC's Coach of the Year by guiding the Yellow Jackets to their best season since 1966 ... Georgia Tech freshman tailback Jerry Mays was voted the conference's Rookie of the Year ... For the second straight year Virginia's Dombrowski was tabbed as the recipient of the ACC's Jacobs Blocking Trophy, as the ACC's top blocker ... North Carolina senior defensive back Danny Burmeister was chosen as the recipient of the Brian Piccolo Award for courage ... Georgia Tech's "Black Watch" defense ranked 4th nationally in scoring defense, allowing only 10.7 points per game ... Pat Swilling set an ACC single-game record with seven quarterback sacks against NC State in the season-opener for both teams.

All-ACC Football Team

OFFENSE:	DEFENSE:
WR-Earl Winfield, UNC	DL-Pat Swilling, GT
WR-James Brim, WF	DL-Bruce Mesner, MD
TE-Jim Riggs, CU	DL-Gary Baldinger, WF
T-Jim Dombrowski, UVA	DL-Steve Berlin, CU
T-John Maarleveld, MD	DL-Reuben Davis, UNC
G-Steve Reese, CU	LB-Ted Roof, GT
G-Len Lynch, MD	LB-Chuck Faucette, MD
C-Harold Garren, UVA	DB-Cleve Pounds, GT
QB-Erik Kramer, NCS	DB-AI Covington, MD
RB-Barry Word, UVA	DB-Larry Griffin, UNC
RB-Kenny Flowers, CU	DB-Keeta Covington, MD
PK-Kenny Stadlin, UVA	P-Tommy Barnhardt, UNC

Team	Conference						Overall									
	AP	UPI	W	L	T	For	Opp	W	L	T	For	Opp	Hm	Rd	Nu	vsAP
Maryland	18	19	6	0	0	192	92	9	3	0	326	192	4-2	4-1	1-0	0-3
Georgia Tech	19	18	5	1	0	136	55	9	2	1	252	132	5-2	3-0-1	1-0	1-1-1
Clemson	4	3	0	167	122	6	6	0	244	222	3-3	3-2	0-1	0-0	0-0	
Virginia	4	3	0	172	150	6	5	0	262	217	4-2	2-3	0-0	0-0	0-0	
North Carolina	3	4	0	129	154	5	6	0	224	223	3-3	2-3	0-0	0-2	0-0	
Duke	2	5	0	94	174	4	7	0	193	252	3-2	1-5	0-0	0-0	0-0	
NC State	2	5	0	121	189	3	8	0	186	305	1-5	2-3	0-0	0-0	0-0	
Wake Forest	1	6	0	99	174	4	7	0	212	249	3-3	1-4	0-0	0-1	0-0	

Versus Non-Conference Opponents: 17-16-0 (.515)

1986

ACC Champion: Clemson
Player of the Year: Erik Kramer, NC State
Rookie of the Year: Ray Agnew, NC State
Coach of the Year: Dick Sheridan, NC State

Clemson captured its ninth outright championship on the strength of a 5-1-1 finish ... North Carolina and NC State tied for second with 5-2 records while defending champion Maryland was fifth with a 2-3-1 mark ... Each team won at least two conference games for only the second time in league history ... NC State, under first year head coach Dick Sheridan, provided one of the most impressive turnarounds as it posted the conference's best regular season record at 8-2-1 after three straight 3-8 campaigns ... Clemson defeated Stanford in the Gator Bowl, 27-21, but North Carolina lost to Arizona in the Aloha Bowl, 30-21, and the Wolfpack bowed to Virginia Tech, 25-24, in the Peach Bowl ... Terrence Flagler, the ACC's second-leading rusher with 1,176 yards, was a consensus All-America and finished 3rd nationally in rushing yards per carry (6.5), with Wake Forest guard Paul Kiser, North Carolina tackle Harris Barton, Clemson offensive guard John Phillips all receiving first-team All-America honors ... Duke defensive back Mike Diminick earned Academic All-America accolades ... Kiser was named the recipient of the ACC's Jacobs Blocking Trophy, as the conference's top blocker ... Georgia Tech All-ACC safety Riccardo Ingram, also an All-America outfielder for Tech's baseball program, was named as the Conference's top athlete and winner of the Anthony J. McKeivin Award ... Ingram finished 3rd nationally in punt returns (14.5) ... Clemson senior wide receiver Ray Williams was named the recipient of the Brian Piccolo Award for courage ... North Carolina tailback Derrick Fenner led the ACC in rushing and finished 45th nationally with 1,250 yards ... Clemson's Terrance Rouhlac led the nation in kickoff returns averaging 33.0 on 17 returns ... Wake Forest wide receiver James Brim led the ACC in pass receiving and finished: 8th nationally (6.0) ... North Carolina finished 6th nationally in total offense, averaging 436.0 yards per game ... Clemson finished the year ranked 6th nationally in rushing offense (273.4) with North Carolina ranked 10th (252.5).

All-ACC Football Team

OFFENSE:	DEFENSE:
WR-James Brim, WF	DL-Terence Mack, CU
WR-Nasrallah Worthen, NCS	DL-Michael Perry, CU
TE-Jim Riggs, CU	DL-Bruce Mesner, MD
T-Harris Barton, UNC	DL-Tim Goad, UNC
T-Tim Morrison, WF	DL-Kyle Ambrose, GT
G-John Phillips, CU	LB-Mike Junkin, DU
G-Paul Kiser, WF	LB-Chuck Faucette, MD
C-John Davis, GT	DB-Delton Hall, CU
QB-Erik Kramer, NCS	DB-Keeta Covington, MD
RB-Terrence Flagler, CU	DB-Riccardo Ingram, GT
RB-Derrick Fenner, UNC	DB-Walter Bailey, UNC
PK-Mike Cofer, NCS	P-Kelly Hollock, NCS

Team	Conference						Overall									
	AP	UPI	W	L	T	For	Opp	W	L	T	For	Opp	Hm	Rd	Nu	vsAP
Clemson	17	19	5	1	1	179	97	8	2	2	296	187	3-1-1	4-1	1-0-1	2-1
North Carolina	5	2	0	206	195	7	4	1	305	279	4-1	3-2-1	0-1	0-0	0-3-1	
NC State	5	2	0	198	185	8	3	1	328	274	6-0-1	2-2	0-0	1-0	3-0	
Georgia Tech	3	3	0	165	113	5	5	1	282	211	4-1-1	1-4	0-0	1-2	0-0	
Maryland	2	3	1	153	133	5	5	1	262	211	1-3-1	4-2	0-0	0-0	1-1	
Duke	2	5	0	136	216	4	7	0	200	284	3-2	1-5	0-0	0-0	0-2	
Virginia	2	5	0	111	192	3	8	0	198	315	2-4	1-4	0-0	1-1	0-0	
Wake Forest	2	5	0	203	220	5	6	0	325	295	3-3	2-3	0-0	0-0	0-0	

Versus Non-Conference Opponents: 19-14-4 (.568)

CLEMSON (AP-RANK: TEAM/OPP)

W 20-17	at Virginia Tech
L 13-20	at Georgia Tech
L 3-14	at Georgia Tech
L 7-26	at Kentucky
W 27-24	at Virginia
W 21-9	at Duke
W 39-10	at NC State
W 26-10	at Wake Forest
L 20-21	at North Carolina
L 31-34	at Maryland
W 24-17	at South Carolina
Independence Bowl	
L 13-20	at Minnesota

MARYLAND

L 18-20	7/19 Penn State
L 31-13	at Boston College
W 28-0	at West Virginia
L 0-20	17/12 at Michigan
W 31-17	at NC State
W 26-3	at Wake Forest
W 40-10	at Duke
W 28-10	at North Carolina
L 22-29	at Miami (Baltimore, Md.)
W 34-31	at Clemson
W 33-21	at Virginia
Cherry Bowl	
W 35-18	at Syracuse

VIRGINIA

W 40-15	at VMI
W 24-13	at Georgia Tech
L 13-17	at Navy
W 37-14	at Duke
L 24-27	at Clemson
L 10-28	at Virginia Tech
W 20-18	at Wake Forest
W 27-7	at West Virginia
L 22-23	at NC State
W 24-22	at North Carolina
L 21-33	at Maryland

WAKE FOREST

W 30-23	at William & Mary
W 30-0	at Boston University
L 17-20	at NC State
W 24-21	at Appalachian St.
L 29-31	at Tennessee
L 14-34	at North Carolina
L 3-26	at Maryland
L 18-20	at Virginia
L 10-26	at Clemson
W 27-7	at Duke
L 10-41	at Georgia Tech

NORTH CAROLINA

W 21-19	at Navy
L 13-23	at LSU
W 51-7	at VMI
L 0-31	at Georgia Tech
W 34-14	at Wake Forest
W 21-14	at NC State
L 10-20	at Florida State
L 10-28	at Maryland
W 21-20	at Clemson
L 22-24	at Virginia
L 21-23	at Duke

NC STATE

L 14-33	at East Carolina
L 18-28	at Georgia Tech
W 20-17	at Wake Forest
L 20-42	at Furman
L 17-31	at Maryland
L 10-24	at Pitt
L 14-21	at North Carolina
L 10-39	at Clemson
W 21-17	at South Carolina
W 23-22	at Virginia
L 19-31	at Duke

CLEMSON (AP-RANK: TEAM/OPP)

L 14-20	at Virginia Tech
W 31-28	at Georgia Tech
W 27-3	at Georgia Tech
W 24-0	at The Citadel
W 31-17	at Virginia
W 35-3	at Duke
L 3-27	16/20 at NC State
W 28-20	at Wake Forest
W 38-10	at North Carolina
T 17-17	15/ at Maryland (Baltimore, Md.)
T 21-21	19/ at Virginia
Gator Bowl	
W 27-21	at Stanford

DUKE

W 17-6	at Northwestern
L 7-31	at Georgia Tech
W 22-7	at Ohio
W 20-13	at Virginia
L 18-24	at Vanderbilt
L 3-35	at Clemson
L 19-27	at Maryland
L 6-34	at Georgia Tech
W 38-36	at Wake Forest
L 15-29	at NC State
L 35-42	at North Carolina

GEORGIA TECH

T 17-17	at Furman
W 28-14	at Virginia
L 3-27	at Clemson
L 20-21	at North Carolina
W 59-21	at NC State
L 10-31	at Auburn
W 14-13	at Tennessee
W 34-6	at Duke
W 52-6	at VMI
L 21-24	at Wake Forest
L 24-31	at Georgia

MARYLAND

W 10-7	at Pittsburgh
W 35-21	at Vanderbilt
W 24-3	at West Virginia
L 16-28	13/ at NC State
L 25-30	at Boston College
L 21-27	at Wake Forest
W 27-19	at Duke
L 30-32	at North Carolina
L 15-17	at Penn State (Baltimore, Md.)
T 17-17	at Clemson (Baltimore, Md.)
W 42-10	at Virginia
L 24-34	at Vanderbilt

NORTH CAROLINA

W 45-14	at The Citadel
W 20-0	at Kansas
T 10-10	at Florida State
W 21-20	at Georgia Tech
W 40-30	at Wake Forest
L 34-35	18/ at NC State
L 3-30	at LSU
W 32-30	at Maryland
L 10-38	at Clemson
W 27-7	at Virginia
W 42-35	at Duke
Aloha Bowl	
L 21-30	at Arizona

NC STATE

W 38-10	at East Carolina
T 14-14	at Pittsburgh
W 42-38	at Wake Forest
W 28-16	at Maryland
L 21-59	17/ at Georgia Tech
W 35-34	at North Carolina
W 27-3	20/16 at Clemson
W 23-22	16/ at South Carolina
L 16-20	15/ at Virginia
W 29-15	at Duke
W 31-18	at Western Carolina
Peach Bowl	
L 24-25	18/ at Virginia Tech

1987

ACC Champion: Clemson
Player of the Year: Michael Dean Perry, Clemson
Rookie of the Year: Terry Allen, Clemson
Coach of the Year: Bill Dooley, Wake Forest

Clemson, the pre-season conference favorite, did just what it was expected to do as it won six of its seven ACC battles and successfully defended its championship ... It was the 10th outright title for the 10-2 Tigers and their fourth over the last seven years ... Virginia and Wake Forest had the biggest turnaround seasons as both finished with identical 7-4 marks ... A year earlier, the Cavaliers compiled a 3-8 record while the Deacons were 5-6 ... In bowl games, the Tigers knocked off Penn State, 35-10 in the Citrus Bowl, while Virginia bested BYU, 22-16 in the All-American Bowl ... Michael Dean Perry of Clemson was tabbed as the ACC Player of the Year, following in the footsteps of his older brother, William, who copped the same award in 1984 ... Perry, kicking specialist David Treadwell and defensive back Donnell Woolford, all of Clemson were named to at least one All-America first team ... Treadwell was a consensus first-team All-America choice and finished 5th nationally in field goals ... Woolford finished 3rd nationally in punt returns, averaging 15.5 yards per return and returning 2 for touchdowns ... League records established during the season include team passing yardage by Duke, individual total offense by Duke quarterback Steve Slayden and most pass receiving yardage by teammate Clarkston Hines ... Veteran ACC head coaches Bobby Ross (Maryland) and Bill Dooley (North Carolina) rejoined the league with new teams at Georgia Tech and Wake Forest, respectively ... Dooley led the Deacons to a tie for third place and was named ACC Coach of the Year ... Clemson guard John Phillips was chosen as the winner of the ACC's Jacobs Blocking Trophy as the conference's top blocker ... Virginia freshman defensive back Keith McMeans led the nation in pass interceptions with 9 in just 10 games, a 0.90 average ... His Cavalier teammate Kevin Cook ranked 4th in the nation in pass interceptions with 8 in 11 games ... Clemson ranked 5th nationally in total defense, allowing just 240.0 yards per game ... The Tigers also were ranked 2nd in defense against the run, allowing just 80.0 yards per game on the ground ... Duke ranked 4th nationally in passing offense, averaging 313.0 yards per game through the air.

All-ACC Football Team

OFFENSE:	DEFENSE:
E-John Ford, UVA	DL-Michael Dean Perry, CU
E-Clarkston Hines, DU	DL-Carlton Bailey, UNC
TE-Ferrell Edmunds, MD	DL-Tim Godd, UNC
T-Jeff Nunamacher, CU	DL-Sean Scott, UVA
T-Chris Minear, UVA	DL-Tony Stephens, CU
G-John Phillips, CU	LB-Kevin Walker, MD
G-Pat Crowley, UNC	LB-Jimmie Simmons, WF
C-Chuck Massaro, NCS	DB-Norris Davis, UNC
QB-Scott Secules, UVA	DB-Donnell Woolford, CU
RB-Terry Allen, CU	DB-A.J. Greene, WF
RB-Mark Young, WF	DB-Kevin Cook, UVA
PK-David Treadwell, CU	P-Craig Salmon, NCS

Team	Conference							Overall								
	AP	UPI	W	L	T	For	Opp	W	L	T	For	Opp	Hm	Rd	Nu	vsAP
Clemson	12	10	6	1	0	205	116	10	2	0	333	176	7-1	2-1	1-0	2-1
Virginia			5	2	0	194	159	8	4	0	292	276	5-0	2-4	1-0	0-2
Wake Forest			4	3	0	144	130	7	4	0	201	185	4-2	3-2	0-0	0-2
NC State			4	3	0	184	159	4	7	0	212	302	2-4	2-3	0-0	1-2
Maryland			3	3	0	102	155	4	7	0	194	301	3-2	1-5	0-0	0-3
North Carolina			3	4	0	125	131	5	6	0	214	207	1-4	4-2	0-0	0-3
Duke			2	5	0	194	183	5	6	0	301	243	4-1	1-5	0-0	0-1
Georgia Tech			0	6	0	69	184	2	9	0	199	275	2-5	0-4	0-0	0-4

Versus Non-Conference Opponents: 18-18-0 (.500)

CLEMSON (AP-RANK: TEAM/OPP)

W 43-0	9/-	at Western Carolina
W 22-10	10/-	at Virginia Tech
W 21-10	8/18	at Georgia
W 33-12	9/-	at Georgia Tech
W 38-21	9/-	at Virginia
W 17-10	7/-	at Duke
W 28-30	7/-	at NC State
W 31-17	14/-	at Wake Forest
W 13-10	10/+	at North Carolina
W 45-16	9/-	at Maryland
L 7-20	8/12	at South Carolina
Citrus Bowl		
W 35-10	14/20	at Penn State

DUKE

W 41-6	-/-	at Colgate
W 31-16	-/-	at Northwestern
W 35-31	-/-	at Vanderbilt
L 17-42	-/-	at Virginia
L 0-7	-/-	at Rutgers
L 10-17	-/7	at Clemson
L 22-23	-/-	at Maryland
W 48-14	-/-	at Georgia Tech
L 27-30	-/-	at Wake Forest
L 45-47	-/-	at NC State
W 25-10	-/-	at North Carolina

GEORGIA TECH

W 51-12	-/-	at The Citadel
L 23-30	-/-	at North Carolina
L 12-33	-/9	at Clemson
L 0-17	-/-	at NC State
W 38-0	-/-	at Indiana State
L 10-20	-/5	at Auburn
L 15-29	-/13	at Tennessee
L 14-48	-/-	at Duke
L 14-23	-/-	at Virginia
L 6-33	-/-	at Wake Forest
L 16-30	-/14	at Georgia

MARYLAND

L 11-25	-/-	at Syracuse
W 21-19	-/-	at Virginia
W 25-20	-/-	at West Virginia
L 14-42	-/-	at NC State
L 16-46	-/3	at Miami (Fla.)
W 14-0	-/-	at Wake Forest
W 23-22	-/-	at Duke
L 14-27	-/-	at North Carolina
L 16-21	-/16	at Penn State (Baltimore, Md.)
L 16-45	-/9	at Clemson
L 24-34	-/-	at Vanderbilt

NORTH CAROLINA

W 34-14	-/-	at Illinois
L 0-28	-/1	at Oklahoma
W 30-23	-/-	at Georgia Tech
W 45-14	-/-	at Navy
L 10-20	-/6	at Auburn
L 14-22	-/-	at Wake Forest
W 17-14	-/-	at NC State
W 27-14	-/-	at Maryland
W 10-13	-/10	at Clemson
L 17-20	-/-	at Virginia
L 10-25	-/-	at Duke

NC STATE

L 14-32	-/-	at East Carolina
L 0-34	-/18	at Pittsburgh
L 3-21	-/-	at Wake Forest
W 42-14	-/-	at Maryland
W 17-0	-/-	at Georgia Tech
L 14-17	-/-	at North Carolina
W 30-28	-/7	at Clemson
L 0-48	-/19	at South Carolina
L 14-29	-/-	at East Tennessee St.
W 47-45	-/-	at Duke
L 31-34	-/-	at Virginia

VIRGINIA

L 22-30	-/20	at Georgia
L 19-21	-/-	at Maryland
W 14-13	-/-	at Virginia Tech
W 42-17	-/-	at Duke
W 30-0	-/-	at VMI
L 21-38	-/8	at Clemson
L 10-58	-/-	at South Carolina
W 35-21	-/-	at Wake Forest
W 23-14	-/-	at Georgia Tech
W 20-17	-/-	at North Carolina
W 34-31	-/-	at NC State
All-American Bowl		
W 22-16	-/-	at BYU

WAKE FOREST

W 24-0	-/-	at Richmond
W 21-3	-/-	at NC State
W 16-12	-/-	at Appalachian State
W 17-13	-/-	at Army
W 22-14	-/-	at North Carolina
L 0-14	-/-	at Maryland
L 21-35	-/-	at Virginia
L 17-31	-/14	at Clemson
W 30-27	-/-	at Duke
L 0-30	-/14	at South Carolina
W 33-6	-/-	at Georgia Tech

1988

ACC Champion: Clemson
Player of the Year: Anthony Dilweg, Duke
Rookie of the Year: Jesse Campbell, NC State
Coach of the Year: Steve Spurrier, Duke

Clemson became the third school in ACC history to capture three consecutive outright football titles when Danny Ford's team posted a 6-1 league mark to claim the 1988 league crown ... Duke opened the season with five straight wins and made the biggest improvement as it posted seven victories, the most for the Blue Devils since 1962 ... Clemson and NC State represented the ACC in post-season play with the Tigers downing Oklahoma, 13-6, in the Florida Citrus Bowl while the Wolfpack made it a clean sweep for the ACC when they knocked off Iowa, 28-23, in the Peach Bowl ... Overall the ACC posted a 20-13-1 (.603) mark in games against outside opponents ... Clemson DB Donnell Woolford earned consensus All-America honors while Duke's Clarkston Hines was a first team Football Writers All-American ... Hines, who had 68 receptions for 1,067 yards and 10 TDs, became the first ACC player to have 1,000 yards of receiving yardage in consecutive seasons ... Duke QB Anthony Dilweg, named ACC Player of the Year, established six conference single-season records in total offense (3,713), passing yardage (3,824), touchdown passes (24), TDR (26), passes attempted (484) and total plays (539) ... Dilweg finished 2nd nationally in total offense ... North Carolina center Jeff Garnica was named the recipient of the ACC's Jacobs Blocking Trophy ... Georgia Tech tailback Jerry Mays was named the winner of the Brian Piccolo Award ... Duke defensive back Mike Diminick became the ACC's first three-time Academic All-America when he earned a spot on the GTE Academic All-America team ... Duke running back Roger Boone led the conference in receiving for the second straight year and set an ACC record for catches by a running back (73) ... Duke finished the year ranked 3rd nationally in passing offense (351.6), while NC State was ranked 6th nationally in rushing defense (103.6) ... The Wolfpack also finished 5th nationally in scoring defense (12.9) and 8th in total defense (264.3) ... North Carolina's Kennard Martin finished 5th nationally in rushing (104.2) while Clemson's Terry Allen was 8th (103.6) ... Clemson finished the year ranked 2nd in the nation in turnover margin (+20) ... Georgia Tech and Maryland met for the first time in football as conference opponents, as Tech played all of its ACC foes in football for the first time since joining the league in 1978.

All-ACC Football Team

OFFENSE:	DEFENSE:
E-Clarkston Hines, DU	DL-Ray Agnew, NCS
E-Nasrallah Worthen, NCS	DL-Mark Drag, CU
TE-Dave Colonna, DU	DL-Warren Powers, MD
T-Jeff Nunamacher, CU	DL-Willis Crockett, GT
T-Chris Port, DU	LB-Scott Auer, NCS
G-Roy Brown, UVA	LB-Jeff Lageman, UVA
G-Pat Crowley, UNC	LB-Fred Stone, NCS
C-Jeff Garnica, UNC	DB-Donnell Woolford, CU
QB-Anthony Dilweg, DU	DB-A.J. Greene, WF
RB-Terry Allen, CU	DB-Jesse Campbell, NCS
RB-Kennard Martin, UNC	DB-Cedric Stallworth, GT
PK-Dan Plocki, MD	P-Martin Bailey, WF

Team	Conference							Overall								
	AP	UPI	W	L	T	For	Opp	W	L	T	For	Opp	Hm	Rd	Nu	vsAP
Clemson	9	8	6	1	0	216	107	10	2	0	342	157	5-1	4-1	1-0	1-1
Virginia			5	2	0	162	139	7	4	0	251	244	4-2	3-2	0-0	0-2
NC State			17	4	2	169	110	8	3	1	312	175	5-1-1	2-2	1-0	1-1
Wake Forest			4	3	0	173	174	6	4	1	282	238	3-2-1	3-2	0-0	0-2
Maryland			4	3	0	190	196	5	6	0	260	304	3-2	2-4	0-0	0-2
Duke			3	3	1	204	245	7	3	1	324	324	3-2	4-1-1	0-0	0-1
North Carolina			1	6	0	152	247	1	10	0	217	391	1-5	0-5	0-0	0-4
Georgia Tech			0	7	0	105	153	3	8	0	200	194	3-3	0-5	0-0	1-1

Versus Non-Conference Opponents: 20-13-1 (.603)

CLEMSON (AP-RANK: TEAM/OPP)

W 40-7	4/-	at Virginia Tech
W 23-3	3/-	at Furman
L 21-24	3/10	at Florida State
W 30-13	12/-	at Georgia Tech
W 10-7	11/-	at Virginia
W 49-17	11/-	at Duke
L 3-10	9/-	at NC State
W 38-21	15/-	at Wake Forest
W 37-14	17/-	at North Carolina
W 49-25	16/-	at Maryland
W 29-10	15/-	at South Carolina
Citrus Bowl		
W 13-6	13/10	at Oklahoma

DUKE

W 31-21	-/-	at Northwestern
W 31-26	-/-	at Tennessee
W 41-17	-/-	at The Citadel
W 38-34	-/-	at Virginia
W 17-15	-/-	at Vanderbilt
L 17-49	-/11	at Clemson
L 24-34	-/-	at Maryland
W 31-21	-/-	at Georgia Tech
L 16-35	-/-	at Wake Forest
T 43-43	-/-	at NC State
W 35-29	-/-	at North Carolina

GEORGIA TECH

W 24-10	-/-	at UT-Chattanooga
L 16-17	-/-	at Virginia
L 13-30	-/12	at Clemson
L 6-14	-/-	at NC State
L 8-13	-/-	at Maryland
W 34-0	-/8	at South Carolina
L 17-20	-/-	at North Carolina
L 21-31	-/-	at Duke
W 34-7	-/-	at VMI
L 24-28	-/-	at Wake Forest
L 3-24	-/-	at Georgia

MARYLAND

W 27-16	-/-	at Louisville
L 24-55	-/12	at West Virginia
W 30-26	-/-	at NC State
L 9-20	-/-	at Syracuse
W 13-8	-/-	at Georgia Tech
L 24-27	-/-	at Wake Forest
W 34-24	-/-	at Duke
W 41-38	-/-	at North Carolina
L 10-17	-/-	at Penn State
L 25-49	-/16	at Clemson
L 23-24	-/-	at Virginia

NORTH CAROLINA

L 10-31	-/19	at South Carolina
L 0-28	-/4	at Oklahoma
L 34-38	-/-	at Louisville
L 21-47	-/4	at Auburn
L 24-42	-/-	at Wake Forest
L 3-48	-/-	at NC State
W 20-17	-/-	at Georgia Tech
L 38-41	-/-	at Maryland
L 14-37	-/17	at Clemson
L 24-27	-/-	at Virginia
L 29-35	-/-	at Duke

NC STATE

W 45-6	-/-	at Western Carolina
W 14-6	-/-	at Wake Forest
L 26-30	-/-	at Maryland
W 14-6	-/-	at Georgia Tech
W 49-0	-/-	at E. Tennessee St.
W 48-3	-/-	at North Carolina
W 10-3	-/9	at Clemson
L 7-23	-/17	at South Carolina
L 14-19	-/-	at Virginia
T 43-43	-/-	at Duke
W 14-3	-/-	at Pittsburgh
Peach Bowl		
W 28-23	-/-	at Iowa

1989

ACC Co-Champions: Virginia, Duke
Player of the Year: Clarkston Hines, Duke
Rookie of the Year: Shawn Jones, Georgia Tech
Coach of the Year: Steve Spurrier, Duke

For the fifth time in ACC history, but for the first time since 1965, the ACC had two teams tie for the conference's gridiron title as Virginia and Duke finished with identical 6-1 league marks ... Clemson saw its three-year reign as league champion snapped as the Tigers finished third at 5-2 ... The ACC placed four teams in bowls for only the second time in league history ... Texas Tech defeated Duke, 49-21 in the All-American Bowl, Clemson knocked off West Virginia, 27-7, in the Gator Bowl, NC State dropped a 17-10 decision to Arizona in the inaugural Copper Bowl and Virginia lost to Illinois, 31-21, in the Citrus Bowl ... Five teams had seven wins or more for only the second time in league history ... Duke WR Clarkston Hines was named the ACC Player of the Year while Georgia Tech QB Shawn Jones was tabbed as the league's top rookie ... Duke's Steve Spurrier, who resigned following the All-American bowl to become head coach at Florida, was voted as the ACC Coach of the Year ... Nine ACC players earned All-America honors with Duke's Clarkston Hines being named a consensus All-America ... Hines set an NCAA record for career touchdown passes with 38 and also set career ACC marks for most receptions (189) and yards (3,318) ... He also set an ACC single-season TD reception standard with 17 in 1989 ... Duke set a new ACC record for total offense, averaging 501.7 yards per game ... Georgia Tech safety Ken Swilling became the first defensive player in ACC history to score during an extra point attempt, when he returned a pass interception 99 yards for a two-point conversion against Duke ... Swilling also returned two interceptions for touchdowns ... Maryland running back Michael Anderson was named the recipient of the Brian Piccolo Award ... Duke offensive tackle Chris Port was named the recipient of the ACC's Jacobs Blocking Award, as the league's top blocker ... Duke also earned the CFA's Academic Achievement Award, leading the nation in graduation percentage with 96 percent of its 1984 freshman class earning their degrees ... Blue Devil QB David Brown finished 2nd in the nation in passing efficiency (161.0) and established an ACC single-season record.

All-ACC Football Team

OFFENSE:		DEFENSE:	
E-Clarkston Hines, DU	DL-Ray Agnew, NCS	E-Ricky Proehl, WF	DL-Vance Hammond, CU
T-Chris Port, DU	DL-Cecil Gray, UNC	T-Stacy Long, CU	ILB-Doug Brewster, CU
G-Pat Crowley, UNC	ILB-Eric Thomas, GT	G-Roy Brown, UVA	OLB-Ray Savage, UVA
G-Carey Metts, DU	OLB-Bobby Houston, NCS	TE-Bruce McGonnigal, UVA	DB-Jesse Campbell, NCS
QB-Shawn Moore, UVA	DB-Ken Swilling, GT	RB-Jerry Mays, GT	DB-Robert O'Neal, CU
RB-Randy Cuthbert, DU	P-Chris Gardocki, CU	PK-Chris Gardocki, CU	

Team	Conference					Overall					Hm	Rd	Nu	vsAP		
	AP	UPI	W	L	For	Opp	W	L	For	Opp						
*Virginia.....	18	15	6	1	0	251	147	1	0	371	272	6-0	4-1	0-2	2-3	
*Duke.....	6	1	0	253	171	8	4	0	377	335	5-0	3-3	0-1	1-2		
Clemson.....	12	11	5	2	0	205	101	10	2	0	368	138	5-1	4-1	1-0	3-0
Georgia Tech.....	4	3	0	175	151	7	4	0	265	213	6-1	1-3	0-0	1-1		
NC State.....	4	3	0	160	142	7	5	0	290	230	5-2	2-2	0-1	1-1		
Maryland.....	2	5	0	148	170	3	7	1	215	238	2-3	1-4	0-0	0-4		
Wake Forest.....	1	6	0	128	256	2	8	1	194	319	1-4	1-1	0-0	0-2		
North Carolina.....	0	7	0	56	238	1	10	0	138	297	1-5	0-5	0-0	0-3		

*1989 ACC Co-Champions; Versus Non-Conference Opponents: 20-15-2 (.568)

CLEMSON (AP-RANK: TEAM/OPP)

W 30-0	12/-	Furman
W 34-23	10/16	at Florida St
W 27-7	7/-	at Virginia Tech
W 31-7	7/-	Maryland
L 17-21	7/-	at Duke
W 34-20	15/-	Virginia
L 14-30	14/-	Georgia Tech
W 30-10	-/12	NC State
W 44-10	22/-	Wake Forest
W 35-3	21/-	at North Carolina
W 45-0	15/-	at South Carolina
Gator Bowl			
W 27-7	14/21	West Virginia

DUKE

L 21-27	-/-	at South Carolina
W 41-31	-/-	Northwestern
L 6-28	-/17	at Tennessee
L 28-49	-/-	at Virginia
W 21-17	-/7	Clemson
W 35-29	-/-	Army
W 48-25	-/-	at Maryland
W 30-19	-/-	Georgia Tech
W 52-35	-/-	at Wake Forest
W 35-26	-/-	NC State
W 41-0	25/-	at North Carolina
All-American Bowl			
L 21-49	20/24	Texas Tech

GEORGIA TECH

L 28-38	-/25	at NC State
L 10-17	-/-	Virginia
L 10-21	-/-	at South Carolina
W 28-24	-/-	Maryland
W 30-14	-/14	at Clemson
W 17-14	-/-	North Carolina
L 19-30	-/-	at Duke
W 34-7	-/-	Western Carolina
W 43-14	-/-	Wake Forest
W 13-12	-/-	Boston College
W 33-22	-/-	Georgia

MARYLAND

L 6-10	-/-	at NC State
L 10-14	-/17	West Virginia
W 23-0	-/-	Western Michigan
L 7-31	-/7	at Clemson
L 21-41	-/6	at Michigan
L 24-28	-/-	at Georgia Tech
W 27-7	-/-	at Wake Forest
L 25-46	-/-	Duke
W 38-0	-/-	North Carolina
T 13-13	-/13	Penn State
L 21-48	-/16	Virginia

NORTH CAROLINA

W 49-7	-/-	VMI
L 6-13	-/-	at Kentucky
L 6-40	-/18	at NC State
L 7-12	-/-	Navy
L 16-17	-/-	Wake Forest
L 17-50	-/-	at Virginia
L 14-17	-/-	at Georgia Tech
L 0-38	-/-	at Maryland
L 3-35	-/21	Clemson
L 20-27	-/-	South Carolina
L 0-41	-/25	Duke

NC STATE

W 10-6	-/-	Maryland
W 38-28	25/-	Georgia Tech
W 27-17	19/-	at Wake Forest
W 40-6	18/-	North Carolina
W 42-22	15/-	Kent State
W 35-14	14/-	Mid. Tenn. State
L 10-30	12/-	at Clemson
W 20-10	20/-	at South Carolina
L 9-20	18/-	Virginia
L 26-35	-/-	at Duke
L 23-25	-/-	Virginia Tech
Copper Bowl			
L 10-17	-/-	Arizona

VIRGINIA

L 13-36	-/2	Notre Dame
.....	(East Rutherford, N.J.)
W 14-6	-/12	at Penn State
W 17-10	-/-	at Georgia Tech
W 49-28	-/-	Duke
W 24-12	-/-	William & Mary
L 20-34	-/15	at Clemson
W 50-17	-/-	North Carolina
W 47-28	-/-	Wake Forest
W 16-15	-/-	Louisville
W 20-9	24/18	at NC State
W 32-25	18/-	Virginia Tech
W 48-21	16/-	at Maryland
Florida Citrus Bowl			
L 21-31	15/11	Illinois

WAKE FOREST

L 10-15	-/-	Appalachian State
L 17-27	-/19	NC State
L 10-14	-/-	at Army
T 17-17	-/-	Rice
W 17-16	-/-	at North Carolina
L 7-27	-/-	Maryland
L 28-47	-/-	at Virginia
L 10-44	-/22	at Clemson
L 35-52	-/-	Duke
W 29-17	-/-	Tulsa
L 14-43	-/-	at Georgia Tech

1990

National Champion, ACC Champion: Georgia Tech
Player of the Year: Shawn Moore, Virginia
Rookie of the Year: Ronald Williams, Clemson
Coach of the Year: Bobby Ross, Georgia Tech

Georgia Tech, after defeating 19th-ranked Nebraska, 45-21, in the Florida Citrus Bowl and finishing the season as the nation's only undefeated Division I-A team, became the third team in ACC history to be crowned national champion ... Maryland (1953) and Clemson (1981) were the conference's previous national champions ... The Yellow Jackets were voted the nation's top team by UPI, *The Sporting News* and the Scripps Howard News Service ... For the first time in league history, the ACC sent five teams — Clemson, Georgia Tech, Maryland, NC State and Virginia — to bowl games ... Following their 30-0 whitewashing of Illinois in the Hall of Fame Bowl, Clemson's Tigers joined ACC-member-to-be Florida State as the only Division I-A teams to have a bowl victory in each of the past five years ... Virginia lost a last minute 23-22 decision to Tennessee in the Sugar Bowl, Maryland deadlocked with Louisiana Tech, 34-34, in the Independence Bowl and NC State edged Southern Mississippi, 31-27, in the All-American Bowl ... Yellow Jacket DB Ken Swilling was a unanimous All-America choice while Virginia WR Herman Moore and Clemson OG Stacy Long were consensus All-Americans ... Virginia QB Shawn Moore and WR Herman Moore placed fourth and sixth, respectively, in the Heisman Trophy balloting ... Georgia Tech head football coach Bobby Ross was named National Coach of the Year by UPI, *The Sporting News*, Walter Camp, Scripps Howard News Service, Kodak, the FWAA, the Bobby Dodd Award, WFAA, Chevrolet/CBS and *The Football News* ... Virginia offensive tackle Ray Roberts was named the recipient of the ACC's Jacobs Blocking Trophy as the league's top blocker ... NC State senior center Charlie Cobb was named as the ACC's top senior football scholar-athlete and winner of the Jim Tatum Award ... Duke wide receiver Mark Mays was voted the Brian Piccolo courage award ... Virginia quarterback Shawn Moore led the nation in passing efficiency (160.71) ... Clemson led the nation in total defense, allowing only 216.9 yards per game ... The Tigers were also 2nd nationally in scoring (9.9 pts) and rushing defense (71.7 yards per game).

All-ACC Football Team

OFFENSE:		DEFENSE:	
WR - Herman Moore, UVA	DL-Vance Hammond, CU	WR-Barry Johnson, MD	DL-Chris Slade, UVA
T-Stacy Long, CU	DL-Rob Bodine, CU	T-Roy Roberts, UVA	ILB-Calvin Tuggle, GT
G-Joe Siffert, GT	ILB-Dwight Hollier, UNC	G-Eric Harmon, CU	OLB-Marco Coleman, GT
C-Trevor Ryzals, CU	OLB-Levon Kirkland, CU	TE-John Henry Mills, WF	DB-Ken Swilling, GT
RB-Terry Kirby, UVA	DB-Dexter Davis, CU	RB-Ronald Williams, CU	DB-Jesse Campbell, NCS
QB-Shawn Moore, UVA	DB-Willie Clay, GT	PK-Chris Gardocki, CU	

Team	Conference					Overall					Hm	Rd	Nu	vsAP		
	AP	UPI	W	L	For	Opp	W	L	For	Opp						
Georgia Tech.....	2	1	6	0	1	217	124	11	0	1	379	186	6-0	4-0	1-0	4-0
Clemson.....	9	9	5	2	0	138	91	10	2	0	333	109	6-0	3-2	1-0	1-2
Virginia.....	23	15	5	2	0	251	107	8	4	0	464	227	4-2	4-1	0-1	1-2
Maryland.....	4	3	0	142	158	6	5	1	237	284	4-2	2-3	0-0	1-1	2-4	
North Carolina.....	3	3	1	124	125	6	4	1	227	186	4-2	1-1	0-0	0-2		
NC State.....	3	4	0	90	113	7	5	0	298	189	5-1	1-4	1-0	1-2		
Duke.....	1	6	0	137	216	4	7	0	240	295	2-3	2-4	0-0	0-3		
Wake Forest.....	0	7	0	99	264	3	8	0	247	351	2-4	1-4	0-0	0-3		

Versus Non-Conference Opponents: 28-8-1 (.770)

CLEMSON (AP-RANK: TEAM/OPP)

W 59-0	10/-	Long Beach State
L 7-20	9/14	at Virginia
W 18-17	16/-	Maryland
.....	(Baltimore, Md.)
W 48-0	17/-	Appalachian State
W 26-17	19/-	Duke
W 34-3	16/-	Georgia
L 19-21	15/18	at Georgia Tech
W 24-17	22/-	at NC State
W 24-6	19/-	at Wake Forest
W 20-3	18/-	North Carolina
W 24-15	17/-	South Carolina
Hall of Fame Bowl			
W 30-0	14/25	Illinois

DUKE

L 10-21	-/-	at South Carolina
W 27-24	-/-	at Northwestern
L 0-59	-/10	Virginia
L 7-26	-/19	at Clemson
W 17-16	-/-	at Army
W 49-18	-/-	Western Carolina
L 20-23	-/-	Maryland
L 31-48	-/16	at Georgia Tech
W 57-20	-/-	Wake Forest
L 0-16	-/-	at NC State
L 22-24	-/-	North Carolina

GEORGIA TECH

W 21-13	-/-	NC State
W 44-9	-/-	UT-Chattanooga
W 27-6	-/25	South Carolina
W 31-3	23/-	at Maryland
W 21-19	18/15	Clemson
T 13-13	11/-	at North Carolina
W 48-31	16/-	Duke
W 41-38	16/1	at Virginia
W 6-3	7/-	Virginia Tech
W 42-7	4/-	at Wake Forest
W 40-23	2/-	at Georgia
Florida Citrus Bowl			
W 45-21	2/19	Nebraska

MARYLAND

W 20-13	-/-	Virginia Tech
W 14-10	-/25	at West Virginia
L 17-18	-/16	Clemson
.....	(Baltimore, Md.)
W 13-12	-/-	NC State
L 17-45	-/6	Michigan
L 3-31	-/23	Georgia Tech
W 41-13	-/-	Wake Forest
W 23-20	-/-	at Duke
L 10-34	-/-	at North Carolina
L 10-24	-/21	at Penn State
W 35-30	-/8	at Virginia
Independence Bowl			
T 34-34	-/-	Louisiana Tech

NORTH CAROLINA

W 34-0	-/-	Miami (Ohio)
L 5-27	-/-	at South Carolina
W 48-21	-/-	Connecticut
W 16-13	-/-	Kentucky
L 9-12	-/-	NC State
W 31-24	-/-	at Wake Forest
T 13-13	-/11	Georgia Tech
W 34-10	-/-	Maryland
L 3-20	-/18	at Clemson
L 10-24	-/11	Virginia
W 24-22	-/-	at Duke

NC STATE

W 67-0	-/-	Western Carolina
L 13-21	-/-	at Georgia Tech
W 20-15	-/-	Wake Forest
L 12-13	-/-	at Maryland
W 12-9	-/-	at North Carolina
W 56-0	-/-	Appalachian State
L 0-31	-/2	at Virginia
L 17-24	-/22	Clemson
W 38-29	-/-		

YEAR-BY-YEAR SUMMARIES



1991

ACC Champion: Clemson
Player of the Year: Matt Blundin, Virginia
Rookie of the Year: Jimmy Lincoln, Georgia Tech
Coach of the Year: George Welsh, Virginia

Pre-season favorite Clemson won its 12th outright ACC title, 13th overall, finishing 6-0-1 in league play and 9-2-1 overall ... In addition to the Tigers, four other ACC teams, NC State, Georgia Tech, Virginia and North Carolina, posted winning records ... For the seventh straight year, the Tigers look part in post-season play, losing to California, 37-13, in the Citrus Bowl ... Georgia Tech defeated Stanford, 18-17, in the Aloha Bowl while Virginia and NC State lost in the Gator and Peach Bowls, respectively ... Florida State, the conference's newest member, while not competing in league play, finished 10-2 overall and knocked off Texas A&M, 10-2, in the Cotton Bowl ... Virginia QB Matt Blundin set an ACC record by not throwing an interception the entire season ... The league featured 10 first team All-Americans, including consensus picks Jeb Flesch (OG) of Clemson and Florida State's Marvin Jones (LB) and Terrell Buckley (DB) ... The league broke all existing attendance records drawing 2,519,127 fans for a 45,802 per game average ... Virginia offensive tackle Ray Roberts was named the recipient of the ACC's Jacobs Blocking Trophy for the second consecutive year as the ACC's top blocker ... NC State senior offensive tackle Scott Adell was named the recipient of the Brian Piccolo Award for Courage ... Clemson led the nation in rushing defense, as the Tigers allowed an average of just 53.4 yards per game on the ground, which

was an ACC single-season record ... Clemson finished 4th in the nation in total defense (263.2) while Georgia Tech finished 8th allowing just 277.8 yards per game ... Georgia Tech placekicker Scott Sisson's game-winning FG against Virginia in a 24-21 Yellow Jacket win, on the game's final play marked the 6th time in his career he had either tied or won a game with a last-second field goal ... Virginia finished 4th nationally in scoring defense, allowing only 10.8 points per game ... Georgia Tech cornerback Willie Clay finished 3rd nationally in pass interceptions with 9 in 12 games (0.75) ... Virginia quarterback Matt Blundin set a single-season ACC record for interception avoidance, not throwing an interception in 224 pass attempts ... Blundin finished the year ranked 4th nationally in pass efficiency (159.6).

All-ACC Football Team

OFFENSE:	DEFENSE:
WR-Terry Smith, CU	DL-Coleman Rudolph, GT
WR-Charles Davenport, NCS	DL-Rob Bodine, CU
TE-John Henry Mills, WF	DL-Chester McGlockton, CU
T-Ray Roberts, UVA	LB-Ed McDaniel, CU
T-Mike Mooney, GT	LB-Tommy Thigpen, UNC
G-Jeb Flesch, CU	LB-Marco Coleman, GT
G-Brian Bollinger, UNC	LB-Levon Kirkland, CU
C-Mike Brown, CU	DB-Willie Clay, GT
QB-Matt Blundin, UVA	DB-Sebastian Savage, NCS
RB-Terry Kirby, UVA	DB-Robert O'Neal, CU
RB-Natrone Means, UNC	DB-George Coghill, WF
PK-Nelson Welch, CU	P-Ed Garno, UVA

Team	Conference						Overall									
	AP	UPI	W	L	T	For	Opp	W	L	T	For	Opp	Hm	Rd	Nu	vsAP
Clemson	18	17	6	0	1	180	90	9	2	1	317	181	6-0-1	2-1	1-1	1-2
NC State	24	25	5	2	0	163	150	9	3	0	304	222	6-1	3-1	0-1	2-3
Georgia Tech	5	2	0	165	91	8	5	0	283	214	5-1	2-3	1-1	1-1	1-4	
Virginia	4	2	1	185	90	8	3	1	327	167	7-0	1-2-1	0-1	1-2-1	0-1	
North Carolina	3	4	0	131	118	7	4	0	282	199	6-1	1-3	0-0	0-0	0-1	
Maryland	2	5	0	87	163	2	9	0	138	302	1-3	1-6	0-0	0-0	0-5	
Wake Forest	1	6	0	86	194	3	8	0	195	300	2-3	1-5	0-0	0-1	0-1	
Duke	1	6	0	106	207	4	6	1	231	280	3-2	1-3-1	0-1	0-1	0-2	
Florida State	4	4	0	-	-	11	2	0	449	188	5-1	3-1	3-0	4-2	0-2	

Versus Non-Conference Opponents: 34-15-1 (.690)

CLEMSON (AP-RANK: TEAM/OPP)

W 34-0	8/-	Appalachian St
W 37-7	8/-	Temple
W 9-7	7/-	Georgia Tech
L 12-27	6/19	at Georgia
T 20-20	18/-	Virginia
W 29-19	19/12	NC State
W 28-10	16/-	Wake Forest
W 21-6	15/-	at North Carolina
W 40-7	15/-	Maryland
W 41-24	14/-	at South Carolina
W 33-21	13/-	Duke
		(Tokyo, Japan)
Citrus Bowl		
L 13-37	13/8	California

GEORGIA TECH

L 22-34	8/7	Penn St
W 30-14	17/-	at Boston College
W 24-21	19/-	Virginia
L 7-9	19/7	at Clemson
L 21-28	21/19	at NC State
W 34-10	-/-	Maryland
L 14-23	-/-	at South Carolina
W 35-14	-/-	North Carolina
W 17-6	-/-	at Duke
W 19-17	-/-	Furman
W 27-3	-/-	Wake Forest
L 15-18	-/25	Georgia
Aloha Bowl		
W 18-17	-/17	Stanford

NC STATE

W 7-0	-/-	Virginia Tech
W 47-0	-/-	Kent State
W 30-3	-/-	at Wake Forest
W 24-7	-/23	North Carolina
W 28-21	19/21	Georgia Tech
W 15-14	11/-	Marshall
L 19-29	12/19	at Clemson
W 38-21	19/-	at South Carolina
L 10-42	18/24	Virginia
W 32-31	24/-	at Duke
W 20-17	22/-	Maryland
Peach Bowl		
L 34-37	21/12	East Carolina

VIRGINIA

L 6-17	-/-	at Maryland
W 17-10	-/-	Navy
L 21-24	-/-	at Georgia Tech
W 34-3	-/-	Duke
W 31-19	-/-	Kansas
T 20-20	-/18	at Clemson
W 14-9	-/-	North Carolina
W 48-7	-/-	Wake Forest
W 42-10	24/18	at NC State
W 38-0	20/-	Virginia Tech
Gator Bowl		
L 14-48	19/20	Oklahoma

WAKE FOREST

W 40-24	-/-	Western Carolina
L 3-30	-/-	NC State
L 14-41	-/-	at Northwestern
L 3-17	-/-	Appalachian State
L 10-24	-/-	at North Carolina
L 22-23	-/-	Maryland
L 7-48	-/-	at Virginia
L 10-26	-/16	at Clemson
W 31-14	-/-	Duke
L 3-27	-/-	at Georgia Tech
W 52-24	-/-	at Navy

DUKE

T 24-24	-/-	at South Carolina
W 42-22	-/-	Rutgers
W 42-14	-/-	Colgate
L 3-34	-/-	at Virginia
W 17-13	-/-	Vanderbilt
W 17-13	-/-	at Maryland
L 6-17	-/-	Georgia Tech
L 14-31	-/-	at Wake Forest
L 31-32	-/24	NC State
L 14-47	-/-	at North Carolina
L 21-33	-/13	Clemson
		(Tokyo, Japan)

FLORIDA STATE

W 44-28	1/19	BYU
W 38-11	1/-	Tulane
W 58-0	1/-	Western Michigan
W 51-31	1/3	at Michigan
W 46-14	1/10	Syracuse
W 33-20	1/-	Va. Tech
W 39-10	1/-	Mid. Tenn. St.
W 27-16	1/-	at LSU
W 40-15	1/-	at Louisville
W 38-10	1/-	South Carolina
L 16-17	1/2	Miami
L 9-14	3/5	at Florida
Cotton Bowl		
W 10-2	5/9	Texas A&M

NORTH CAROLINA

W 51-16	-/-	Cincinnati
W 20-12	-/-	at Army
L 7-24	23/-	at NC State
W 59-36	-/-	William & Mary
W 24-10	-/-	Wake Forest
L 9-14	-/-	at Virginia
L 14-35	-/-	at Georgia Tech
W 24-0	-/-	Maryland
L 6-21	-/15	Clemson
W 21-17	-/-	South Carolina
W 47-14	-/-	Duke

1992

ACC Champion: Florida State
Player of the Year: Charlie Ward, Florida State
Rookie of the Year: Tamarick Vanover, Florida State
Coach of the Year: Bill Dooley, Wake Forest

Florida State captured the ACC title in its first year in the league with a spotless 8-0 league mark ... For the second-straight year, the ACC had five teams with seven-or-more wins ... Wake Forest's Bill Dooley was voted the ACC Coach of the Year after guiding the Deacons to their first bowl appearance since 1979 ... The Seminoles defeated Nebraska, 27-14, in the Orange Bowl and finished the season ranked second nationally with an 11-1 record ... North Carolina and Wake Forest both rallied from double-digit deficits to win their respective bowl games ... The Tar Heels beat Mississippi State, 21-17, in the Peach Bowl, while the Deacons scored 29 unanswered points in a 39-35 win over Oregon in the Independence Bowl ... NC State dropped a 27-10 decision to Florida in the Gator Bowl ... The Wolfpack ended the season ranked 17th in the final AP poll while the Tar Heels were listed No. 18 by the USA Today/CNN poll and 19th by AP ... Wake Forest was ranked 25th by both major polls ... The ACC posted a 23-8-1 (.734) record against non-league foes ... An all-time high of 11 ACC players earned All-America honors in 1992, including unanimous first-team All-America linebacker Marvin Jones of Florida State and consensus first-team selection Chris Slade of Virginia at defensive end ... The ACC was 23-8-1 against non-conference opponents, its second-best mark in history ... Wake Forest offensive tackle Ben Coleman was awarded the

ACC's Jacobs Blocking Trophy ... DE Dan Footman of Florida State and RB Randy Cuthbert of Duke shared the Brian Piccolo Award ... Duke was honored with the CFA's Academic Award as the school with the highest graduation rate among its football players, 100 percent for the class which enrolled in 1987 ... Wake Forest Head Coach Bill Dooley became the all-time winningest coach in ACC history with 97 wins at both Wake and North Carolina ... Georgia Tech QB Shawn Jones completed his career as the ACC's all-time total offense leader with 9,296 career yards ... Clemson PK Nelson Welch became the first ACC player to win back-to-back scoring titles ... FSU led the nation in kickoff returns while Maryland's John Kaleo (total offense), Maryland's Marcus Bladgett (receiving yardage per game), Clemson's Welch (field goals), FSU's Corey Sawyer (interceptions) and Duke's Leroy Gallman (kickoff returns) all finished 2nd nationally in their respective categories.

All-ACC Football Team

OFFENSE:	DEFENSE:
WR-Marcus Badgett, MD	DL-Chris Slade, UVA
WR-Todd Dixon, WF	DL-Coleman Rudolph, GT
TE-John Henry Mills, WF	DL-Ricky Logo, NCS
T-Ben Coleman, WF	LB-Marvin Jones, FSU
T-Robert Stevenson, FSU	LB-David Merritt, NCS
G-Stacy Seegers, CU	LB-Derrick Brooks, FSU
G-Mike Gee, NCS	LB-Tyler Lawrence, NCS
C-Randall Parsons, UNC	DB-George Coghill, WF
QB-Charlie Ward, FSU	DB-Corey Sawyer, FSU
RB-Natrone Means, UNC	DB-Mike Reid, NCS
RB-Anthony Barbour, NCS	DB-Sebastian Savage, NCS
PK-Scott Sisson, GT	P-Mike Thomas, UNC

Team	Conference						Overall									
	AP	UPI	W	L	T	For	Opp	W	L	T	For	Opp	Hm	Rd	Nu	vsAP
Florida State	2	2	8	0	0	288	122	11	1	0	447	186	6-0	4-1	1-0	5-1
NC State	17	15	6	2	0	205	134	9	3	1	335	211	5-1	2-2-1	1-1	3-3
North Carolina	19	18	5	3	0	190	193	9	3	0	289	233	5-1	3-2	1-0	3-2
Wake Forest	25	24	4	4	0	154	205	8	4	0	266	260	3-2	4-2	1-0	0-3
Virginia	4	4	0	214	184	7	4	0	341	229	3-3	4-1	0-0	0-0	1-3	
Georgia Tech	4	4	0	156	205	5	6	0	237	286	4-2	1-4	0-0	0-0	2-3	
Clemson	3	5	0	170	176	5	6	0	261	213	4-2	1-4	0-0	0-0	2-2	
Maryland	2	6	0	199	248	3	8	0	292	365	2-4	1-4	0-0	0-0	0-6	
Duke	0	8	0	166	275	2	9	0	265	343	2-4	0-5	0-0	0-0	0-5	

Versus Non-Conference Opponents: 23-8-1 (.734)

CLEMSON (AP-RANK: TEAM/OPP)

W 24-10	13/-	Ball State
L 20-24	15/9	Florida State
L 16-20	16/9	at Georgia Tech
W 54-3	25/10	UT-Chattanooga
W 29-28	25/10	at Virginia
W 21-6	18/-	Duke
L 6-20	18/23	at NC State
L 15-18	-/-	at Wake Forest
W 40-7	-/18	North Carolina
L 23-53	-/-	at Maryland
L 13-24	-/-	South Carolina

GEORGIA TECH

W 37-19	24/-	Western Carolina
L 24-55	22/20	at Virginia
W 20-16	-/16	Clemson
W 16-13	23/21	NC State
W 28-26	17/-	at Maryland
L 24-29	16/6	Florida State
L 14-26	19/-	at North Carolina
W 20-17	-/-	Duke
L 27-31	-/-	at Baylor
L 10-23	-/-	Wake Forest
L 17-31	-/9	at Georgia

NC STATE

W 24-14	-/19	Iowa
W 35-10	-/-	Appalachian State
W 14-10	18/-	at Maryland
L 13-34	16/3	Florida State
W 27-20	23/-	at North Carolina
L 13-16	21/23	at Georgia Tech
W 48-13	25/-	Texas Tech
T 13-13	21/-	at Virginia Tech
W 20-6	23/18	Clemson
W 31-7	17/-	at Virginia
W 45-27	14/-	Duke
W 42-14	13/25	Wake Forest
Gator Bowl		
L 10-27	12/14	Florida

DUKE

L 21-48	-/4	at Florida State
L 37-42	-/-	at Vanderbilt
W 17-12	-/-	Rice
L 28-55	-/14	Virginia
W 45-14	-/-	East Carolina
L 6-21	-/19	at Clemson
L 25-27	-/-	Maryland
L 17-20	-/-	at Georgia Tech
L 14-28	-/-	Wake Forest
L 27-45	-/14	at NC State
L 28-31	-/21	North Carolina

MARYLAND

L 15-28	-/25	at Virginia
L 10-14	-/18	NC State
L 33-34	-/-	at West Virginia
L 13-49	-/9	at Penn State
W 47-34	-/-	Pitt
L 26-28	-/17	Georgia Tech
L 23-30	-/-	Wake Forest
W 27-25	-/-	at Duke
L 24-31	-/22	North Carolina
L 21-69	-/6	at Florida State
W 53-23	-/-	Clemson

FLORIDA STATE

1993

National Champion, ACC Champion: Florida State
Player of the Year: Charlie Ward, Florida State
Defensive Player of the Year: Derrick Brooks, Florida State
Rookie of the Year: Leon Johnson, North Carolina
Coach of the Year: Bobby Bowden, Florida State

Florida State captured its first national football title defeating top-ranked Nebraska, 18-16, in the Orange Bowl ... FSU QB Charlie Ward became the first ACC player to win the Heisman Trophy after receiving the highest percentage of first place votes in the award's 59-year history ... Ward also earned ACC Player of the Year honors ... North Carolina's Leon Johnson rushed for 1,012 yards en route to earning ACC Rookie laurels ... Clemson edged Kentucky, 14-13, with Terry Smith's 21-yard touchdown reception from QB Patrick Sapp with 20 seconds remaining in the Peach Bowl ... Clemson's Tommy West became the second head coach in ACC history to make his debut in a bowl game ... North Carolina, Virginia and NC State lost in the Gator, Carquest and Hall of Fame bowls, respectively ... Wake Forest running back John Leach led the ACC in rushing by running for an ACC single-game record 329 yards (on 43 carries) on the final day of the season against Maryland ... He also set the ACC single-game record for most all-purpose yards with 411 ... Florida State's game with Notre Dame resulted in the highest-rated regular season football game since deregulation, earning a 16 rating and a 39 share ... Maryland QB Scott Milanovich became the first player in ACC history to throw for 400 or more yards five times in a single season ... He also became the first player to lead the ACC in total offense and punting (43.8) in the same season ... Virginia guard Mark Dixon was named the recipient of the ACC's Jacobs Blocking Trophy ... Virginia outside linebacker Tom Burns was named the league's top senior football student-athlete as winner of the Jim Tatum Award ... Duke defensive lineman Scott Youmans was named the recipient of the Brian Piccolo Award ... Three ACC football players were named to the 1993 CFA Scholar-Athlete team including Virginia's Tom Burns, Florida State's Ken Alexander and Duke's Travis Pearson ... Florida State established 12 new ACC single season records including marks for most total yards (6,576), touchdowns scored (63), points (518), scoring average (43.2), yards per play (7.0), yards per game (548.0), yards per rush attempt (5.7), passes completed (327), completion percentage (.697), touchdown passes (37), yards passing (3,909) and penalties (102).

All-ACC Football Team

OFFENSE:	DEFENSE:
WR-Kez McCorvey, FSU	DL-Derrick Alexander, FSU
WR-Eddie Goines, NCS	DL-Dred Booe, WF
T-Ethan Albright, UNC	DL-Brentson Buckner, CU
T-Jim Reid, UVA	ILB-Ken Alexander, FSU
G-Mark Dixon, UVA	ILB-Damien Covington, NCS
G-Stacy Seegers, CU	OLB-Derrick Brooks, FSU
C-Clay Shiver, FSU	OLB-Tyler Lawrence, NCS
TE-Aaron Mundy, UVA	DB-Bracey Walker, UNC
QB-Charlie Ward, FSU	DB-Corey Sawyer, FSU
RB-Curtis Johnson, UNC	DB-Clifton Abraham, FSU
RB-Dorsey Levens, GT	DB-Keith Lyle, UVA
PK-Steve Videtic, NCS	P-Scott Milanovich, MD

Team	Conference					Overall					vsAP					
	AP	UPI	W	L	For	W	L	T	For	Opp		Hm	Rd	Nu		
Florida State	1	1	8	0	0	391	51	12	1	0	536	129	6-0	4-1	2-0	5-1
North Carolina	19	21	6	2	0	259	168	10	3	0	431	253	6-1	4-1	0-1	2-3
Clemson	23	22	5	3	0	117	152	9	3	0	198	192	6-1	2-2	1-0	2-2
Virginia	5	3	0	3	0	208	159	7	5	0	317	217	5-1	2-3	0-1	1-3
NC State	4	4	0	4	0	191	227	7	5	0	278	327	5-1	2-3	0-1	1-3
Georgia Tech	3	5	0	5	0	176	213	5	6	0	260	286	3-3	2-3	0-0	0-3
Duke	2	6	0	115	237	3	8	0	214	349	2-3	1-5	0-0	1-4	0-0	0-3
Maryland	2	6	0	171	312	2	9	0	243	479	1-4	1-5	0-0	0-3	0-0	0-3
Wake Forest	1	7	0	153	262	2	9	0	199	318	1-5	1-4	0-0	0-4	0-0	0-4
Versus Non-Conference Opponents: 21-13-0 (.618)																

CLEMSON (AP-RANK: TEAM/OPP)

W 24-14	22/-	UNLV
L 0-57	21/1	at Florida State
W 16-13	-/-	Georgia Tech
W 20-14	-/24	NC State
W 13-10	-/-	at Duke
L 16-20	-/-	Wake Forest
W 27-0	-/-	East Tennessee St.
W 29-0	-/-	Maryland
L 0-24	-/16	at North Carolina
W 23-14	-/18	Virginia
W 16-13	24/-	at South Carolina
Peach Bowl			
W 14-13	24/-	Kentucky

DUKE

L 7-45	-/1	Florida State
L 38-39	-/-	at Rutgers
W 42-21	-/-	Army
L 0-35	-/22	at Virginia
L 19-52	-/11	at Tennessee
L 10-13	-/-	Clemson
L 18-26	-/-	at Maryland
W 21-17	-/-	at Wake Forest
L 14-47	-/-	Georgia Tech
W 21-20	-/22	NC State
L 24-38	-/13	at North Carolina

FLORIDA STATE

W 42-0	1/-	Kansas
W 45-7	1/-	at Duke
W 57-0	1/17	Clemson
W 33-7	1/13	at North Carolina
W 51-0	1/-	Georgia Tech
W 28-10	1/3	Miami
W 40-14	1/15	Virginia
W 54-0	1/-	Wake Forest
W 49-20	1/-	at Maryland
L 24-31	1/2	at Notre Dame
W 62-3	1/-	NC State
W 33-21	1/-	at Florida
Orange Bowl			
W 18-16	1/2	Nebraska

GEORGIA TECH

W 37-3	-/-	Furman
L 14-35	-/25	Virginia
L 13-16	-/-	at Clemson
L 0-51	-/1	at Florida State
W 38-0	-/-	Maryland
L 3-41	-/14	North Carolina
L 23-28	-/-	at NC State
W 47-14	-/-	at Duke
W 37-27	-/-	Baylor
W 38-28	-/-	at Wake Forest
L 10-43	-/-	Georgia

MARYLAND

L 29-43	-/-	Virginia
L 42-59	-/14	at North Carolina
L 37-42	-/-	West Virginia
L 28-55	-/-	at Virginia Tech
L 7-70	-/8	Penn State
L 0-38	-/-	at Georgia Tech
W 26-18	-/-	Duke
L 0-29	-/-	at Clemson
L 20-49	-/1	Florida State
L 21-44	-/-	at NC State
W 33-32	-/-	at Wake Forest

NORTH CAROLINA

W 31-9	20/18	Southern Cal
W 44-3	16/-	Ohio
W 59-42	16/-	Maryland
L 7-33	13/1	Florida State
W 35-14	18/19	at NC State
W 45-39	16/-	Texas-El Paso
W 45-35	15/-	Wake Forest
W 41-3	14/-	at Georgia Tech
L 10-17	12/21	at Virginia
W 24-0	16/-	Clemson
W 42-10	15/-	at Tulane
W 38-24	13/-	Duke
Gator Bowl			
L 10-24	12/18	Alabama

NC STATE

W 20-7	24/-	Purdue
W 34-16	18/-	at Wake Forest
L 14-35	19/18	North Carolina
L 14-20	24/-	at Clemson
W 36-34	-/-	at Texas Tech
W 24-17	-/-	Marshall
W 28-23	-/-	Georgia Tech
W 34-29	-/16	Virginia
L 20-21	22/-	at Duke
W 44-21	-/-	Maryland
L 3-62	-/1	at Florida State
Hall of Fame Bowl			
L 7-42	-/22	Michigan

VIRGINIA

W 49-43	-/-	at Maryland
W 38-0	-/-	Navy
W 35-14	25/-	at Georgia Tech
W 35-0	22/-	Duke
W 41-7	21/-	Ohio
L 14-40	15/1	at Florida State
W 17-10	21/12	North Carolina
L 29-34	16/-	at NC State
W 21-9	21/-	Wake Forest
L 14-23	18/-	at Clemson
L 17-20	23/25	Virginia Tech
Carquest Bowl			
L 13-31	-/15	Boston College

WAKE FOREST

L 12-27	-/-	Vanderbilt
L 16-34	-/18	NC State
W 20-3	-/-	Appalachian St.
L 14-26	-/-	at Northwestern
L 35-45	-/15	at North Carolina
W 20-16	-/-	at Clemson
L 13-21	-/-	Duke
L 0-54	-/1	at Florida State
L 9-21	-/21	at Virginia
L 28-38	-/-	Georgia Tech
L 32-33	-/-	Maryland

1994

ACC Champion: Florida State
Player of the Year: Robert Baldwin, Duke
Defensive Player of the Year: Derrick Alexander, Florida State
Rookie of the Year: Ronde Barber, Virginia
Coach of the Year: Fred Goldsmith, Duke

Florida State pocketed its third straight conference championship with another perfect 8-0 league mark ... The Seminoles set an ACC record with 24 consecutive league wins, eclipsing the previous record of 21 set by Maryland between 1973 and 1977 ... Duke's Robert Baldwin garnered ACC Player of the Year honors after leading the league in rushing with 1,187 yards while Florida State's Derrick Alexander, also a Lombardi award finalist, earned ACC Defensive Player of the Year honors ... Florida State defeated Florida, 23-17, in a post-season rematch of the in-state rivals ... NC State posted a 28-24 victory over Mississippi State in the Peach Bowl ... Virginia downed Texas Christian, 20-10, in its first Independence Bowl appearance ... Duke and North Carolina suffered setbacks in the Hall of Fame and Sun Bowls respectively ... The ACC led all conferences with five teams ranked in both the AP and USA Today final regular season polls ... Florida State tied an NCAA record for the largest fourth quarter rally, scoring 28 unanswered points to the Florida, 31-31, on Nov. 26 ... Duke head football coach Fred Goldsmith, in his first year leading the Blue Devils, was named the recipient of the Bobby Dodd Coach of the Year Award after leading Duke to seven straight wins at the start of the year and an overall 8-4 record and a berth in the Hall of Fame Bowl ... Maryland QB Scott Milanovich set an ACC record with 23 consecutive pass completions against Tulane and NC State ... Maryland WR Gery Simon set an ACC single-season record for pass receptions with 77 ... Thirteen ACC football players earned All-America honors, with three — Florida State's Derrick Brooks, Clifton Abraham and Derrick Alexander — being tabbed consensus first-team All-Americans ... Florida State center Clay Shiver was named the recipient of the ACC's Jacobs Blocking Trophy ... Clemson tight end Ed Glenn was named the top ACC senior football student-athlete as winner of the Jim Tatum Award and Virginia offensive tackle Chris Harrison was presented with the Brian Piccolo Award ... Five ACC players were among the 24 named to the 1994 Hitachi/CFA Scholar-Athlete team including Derrick Brooks, Florida State; Ed Glenn, NC State; Chris Hennie-Roed, NC State; Mike Morton, North Carolina and Matt Williams, Duke.

All-ACC Football Team

OFFENSE:	DEFENSE:
WR-Kez McCorvey, FSU	DL-Derrick Alexander, FSU
WR-Eddie Goines, NCS	DL-Marcus Jones, UNC
T-Matt Williams, DU	DL-Mike Frederick, UVA
T-Steve Ingram, MD	ILB-Tim Jones, CU
G-Patrick McNeil, FSU	ILB-Damien Covington, NCS
G-Lewis Tyre, FSU	OLB-Derrick Brooks, FSU
C-Clay Shiver, FSU	OLB-John Zuanich, DU
TE-Greg DeLong, UNC	DB-Ray Farmer, DU
QB-Danny Kanell, FSU	DB-Ronde Barber, UVA
RB-Robert Baldwin, DU	DB-Clifton Abraham, FSU
RB-Warrick Dunn, FSU	DB-Corey Fuller, FSU
PK-Steve Videtic, NCS	P-Jason Bender, GT

Team	Conference					Overall					vsAP					
	AP	UPI	W	L	For	W	L	T	For	Opp		Hm	Rd	Nu	vsAP	
Florida State	4	5	8	0	0	331	102	10	1	1	428	200	4-0-1	4-1	2-0	4-1-1
NC State	17	17	6	2	0	205	188	9	3	0	305	275	5-1	3-2	1-0	4-2
Virginia	15	13	5	3	0	224	149	9	3	0	370	195	4-1	4-2	1-0	2-2
North Carolina	21	5	3	0	239	191	8	4	0	374	267	5-1	3-2	0-1	1-2	
Duke	5	3	0	257	216	8	4	0	380	281	5-1	3-2	0-1	1-1		
Clemson	4	4	0	116	109	5	6	0	164	188	4-2	1-4	0-0	0-1		
Maryland	2	6	0	192	282	4	7	0	270	326	3-2	1-5	0-0	0-3		
Wake Forest	1	7	0	84	301	3	8	0	143	373	2-4	1-4	0-0	0-2		
Georgia Tech	0	8	0	116	226	1	10	0	185	319	1-5	0-5	0-0	0-4		
Versus Non-Conference Opponents: 21-10-1 (.672)																

CLEMSON (AP-RANK: TEAM/OPP)

W 27-6	25/-	Furman
L 12-29	22/-	NC State
L 6-9	-/-	at Virginia
W 13-0	-/-	Maryland
L 14-40	-/-	at Georgia
L 13-19	-/25	at Duke
L 0-17	-/10	at Florida State
W 24-8	-/-	Wake Forest
W 28-17	-/19	at North Carolina
W 20-10	-/-	Georgia Tech
L 7-33	-/-	South Carolina

DUKE

W 49-16	-/-	Maryland
W 13-10	-/-	East Carolina
W 43-7	-/-	Army
W 27-12	-/-	at Georgia Tech
W 47-14	-/-	at Navy
W 19-13	25/-	Clemson
W 51-26	20/-	at Wake Forest
L 20-59	16/9	at Florida State
W 28-25	23/13	Virginia
L 23-24	18/-	at NC State
L 40-41	24/-	North Carolina
Hall of Fame Bowl			
L 20-34	25/-	Wisconsin

FLORIDA STATE

W 41-17	3/-	Virginia
W 52-20	4/-	at Maryland
W 56-14	3/-	at Wake Forest

YEAR-BY-YEAR SUMMARIES



1995

ACC Co-Champions: Virginia, Florida State
Player of the Year: Danny Kanell, Florida State
Defensive Player of the Year: Marcus Jones, North Carolina
Rookie of the Year: Anthony Simmons, Clemson
Coach of the Year: George Welsh, Virginia

For the sixth time in conference history, the ACC featured co-champions as Virginia and Florida State tied for the ACC title with identical 7-1 league marks ... Virginia upended Florida State, 33-28, on Nov. 2, ending the Seminoles' ACC record 29-game conference win streak ... Six of the league's nine teams were ranked at least one week in the AP poll with Florida State (4) and Virginia (16) earning spots in the final ranking ... Conference teams won three of four bowl games with Florida State knocking off Notre Dame, 31-26, in the Orange Bowl, North Carolina topping Arkansas, 20-10, in the Carquest Bowl, Virginia edging Georgia, 34-27, in the Peach Bowl and Clemson dropping a 41-0 decision to Syracuse in the Gator Bowl ... Wake's Rusty LaRue set an NCAA three-game passing yardage record with a 1,524-yard total ... Duke's Spence Fisher finished his career second among the league's career passing (9,021) and total offense (9,110) leaders ... Virginia's Tiki and Ronde Barber became only the third brother combination to be named first-team All-ACC in the same season ... For the second year in a row, Florida State center Clay Shiver was named the recipient of the ACC's Jacobs Blocking Trophy, given to the ACC's top blocker ... North Carolina offensive tackle Russell Babb was named the ACC's top senior football student-athlete as recipient of the Jim Tatum Award ... Clemson defensive lineman Warren Forney was named the recipient of the Brian Piccolo Award for courage ... Clemson freshman linebacker Anthony Simmons was named the National Freshman of the Year by United Press International ... Florida State placekicker Scott Bentley set an NCAA mark for most extra points per game with 6.1 PATs per game ... Duke senior Tijan Redmon also established new NCAA records for most kickoff return yardage: (1,065) and kickoff returns (45) in a single season ... Florida State wide receivers E.G. Green and Andre Cooper became only the sixth tandem in NCAA history to each top the 1,000-yard mark in pass reception yardage ... Florida State finished 2nd nationally in scoring offense and 3rd in total offense ... Georgia Tech finished 4th nationally in rushing defense.

All-ACC Football Team

OFFENSE:	DEFENSE:
WR-Andre Cooper, FSU	DL-Marcus Jones, UNC
WR-Jermaine Lewis, MD	DL-Greg Ellis, UNC
T-Jesus Hernandez, FSU	DL-Reinard Wilson, FSU
T-Jason Augustine, UVA	DL-Lamarick Simpson, CU
G-Lewis Tyre, FSU	LB-Anthony Simmons, CU
G-Will Young, CU	LB-Kivusama Mays, UNC
C-Clay Shiver, FSU	LB-Tucker Grace, WF
TE-Freddie Jones, UNC	DB-Ronde Barber, UVA
QB-Danny Kanell, FSU	DB-Brian Dawkins, CU
RB-Tiki Barber, UVA	DB-Percy Ellsworth, UVA
RB-Warrick Dunn, FSU	DB-Ray Farmer, DU
PK-Rafael Garcia, UVA	P-Will Brice, UVA

Team	Conference							Overall								
	AP	UPI	W	L	T	For	Opp	W	L	T	For	Opp	Hm	Rd	Nu	vsAP
Florida State	4	5	7	1	0	421	154	10	2	0	563	246	6-0	2-2	2-0	1-2
Virginia	16	17	7	1	0	242	156	9	4	0	378	270	5-1	3-3	1-0	2-3
Clemson	6	2	193	133	8	4	0	303	219	3-3	5-0	0-1	0-2			
Georgia Tech	5	3	0	173	198	6	5	0	260	244	4-2	2-3	0-0	1-3		
North Carolina	4	4	0	176	180	7	5	0	284	220	4-2	2-3	1-0	2-1		
Maryland	4	4	0	150	193	6	5	0	210	251	3-2	3-3	0-0	0-2		
NC State	2	6	0	216	297	3	8	0	260	364	1-5	2-3	0-0	0-3		
Duke	1	7	0	226	321	3	8	0	282	386	2-3	1-4	0-1	0-4		
Wake Forest	0	8	0	129	294	1	10	0	190	360	0-5	1-5	0-0	0-2		

Versus Non-Conference Opponents: 17-15-0 (.531)

CLEMSON (AP-TEAM/OPP)

W 55-9	--/1	at Western Carolina
L 26-45	--/1	Florida State
W 29-14	--/1	at Wake Forest
L 3-22	--/11	Virginia
W 43-22	--/1	at NC State
L 17-19	--/1	Georgia
W 17-0	--/1	at Maryland
W 24-3	--/1	at Georgia Tech
W 17-10	--/1	North Carolina
W 34-17	24/--	Duke
W 38-17	24/--	at South Carolina
L 0-41	23/--	Syracuse

DUKE

L 26-70	--/1	Florida State
		(Orlando, Fla.)
W 24-14	--/1	Rutgers
W 23-21	--/1	at Army
L 28-41	--/24--	at Maryland
L 9-30	--/1	Navy
L 21-37	--/1	Georgia Tech
L 30-44	--/19--	at Virginia
L 38-41	--/1	NC State
W 42-26	--/1	Wake Forest
L 17-34	--/24--	at Clemson
L 24-28	--/1	at North Carolina

FLORIDA STATE

W 70-26	1/--	Duke
		(Orlando, Fla.)
W 45-26	1/--	at Clemson
W 77-17	1/--	NC State
W 46-14	1/--	Central Florida
W 41-17	1/--	Miami, Fla.
W 72-13	1/--	Wake Forest
W 42-10	1/--	Georgia Tech
L 28-33	2/24	at Virginia
W 28-12	6/--	at North Carolina
W 59-17	6/--	at Maryland
L 24-35	6/3	at Florida
		Orange Bowl
W 31-26	8/6	Notre Dame

GEORGIA TECH

W 51-7	--/1	Furman
L 19-20	--/17--	at Arizona
L 14-41	--/16--	at Virginia
W 31-3	--/17--	Maryland
W 37-21	--/1	at Duke
W 27-25	--/1	North Carolina
L 10-42	--/1	at Florida State
L 3-24	--/1	Clemson
W 24-23	--/1	at Wake Forest
W 27-19	--/1	NC State
L 17-18	--/1	Georgia

MARYLAND

W 29-10	--/1	at Tulane
W 32-18	--/1	North Carolina
W 31-17	--/1	West Virginia
W 41-28	24/--	Duke
L 3-31	17/--	at Georgia Tech
W 9-6	--/1	at Wake Forest
L 0-17	--/1	Clemson
L 0-31	--/1	at Louisville
W 30-13	--/1	at NC State
L 18-21	--/14	Virginia
L 17-59	--/6--	at Florida State

NORTH CAROLINA

L 9-20	20/--	Syracuse
L 18-32	--/1	at Maryland
W 17-10	--/1	at Louisville
W 62-0	--/1	Ohio
W 22-17	--/9--	Virginia
W 25-27	--/1	at Georgia Tech
W 31-7	--/1	Wake Forest
L 10-17	--/1	at Clemson
L 12-28	--/6--	Florida State
W 28-24	--/1	Duke
W 30-28	--/1	at NC State
		Carquest Bowl
W 20-10	--/24--	Arkansas

NC STATE

W 33-16	--/1	Marshall
L 24-29	23/16	Virginia
L 17-77	--/1	at Florida State
L 0-14	--/1	Baylor
L 22-43	--/1	Clemson
L 11-27	--/16--	at Alabama
W 41-38	--/1	at Duke
L 13-30	--/1	Maryland
L 19-27	--/1	at Georgia Tech
W 52-23	--/1	at Wake Forest
L 28-30	--/1	North Carolina

VIRGINIA

L 17-18	17/14	at Michigan
W 40-16	17/--	William & Mary
W 29-24	16/23	at NC State
W 41-14	16/--	Georgia Tech
W 22-3	11/--	at Clemson
W 35-17	11/--	Wake Forest
L 17-22	9/--	at North Carolina
W 44-30	19/--	Duke
L 16-17	14/16	at Texas
W 33-28	24/2	Florida State
W 21-18	14/--	Maryland
L 29-36	13/20	Virginia Tech
		Peach Bowl
W 34-27	18/--	Georgia

WAKE FOREST

L 22-24	--/1	Appalachian State
L 9-35	--/1	at Tulane
L 14-29	--/1	Clemson
W 30-7	--/1	at Navy
L 17-35	--/11--	at Virginia
L 6-9	--/1	Maryland
L 13-72	--/1	at Florida State
L 7-31	--/1	at North Carolina
L 26-42	--/1	at Duke
L 23-24	--/1	Georgia Tech
L 23-52	--/1	NC State

1996

ACC Champion: Florida State
Player of the Year: Tiki Barber, Virginia
Defensive Player of the Year: Peter Boulware, Florida State
Rookie of the Year: Dre' Bly, North Carolina
Coach of the Year: Mack Brown, North Carolina

Florida State captured its fifth straight ACC title (fourth outright) while posting a perfect 8-0 league mark and an 11-1 record overall ... five teams were ranked at least two weeks in the AP poll with FSU (3) and North Carolina (10) securing berths in the final poll ... Florida State became the first school in NCAA history to win 10 or more games in 10 consecutive years ... Virginia's Tiki Barber led the ACC in rushing with 1,360 yards while Florida State's Peter Boulware set an ACC single season QB sack record with 19 en route to being named ACC Defensive Player of the Year ... UNC's Dre' Bly set an ACC single season mark with 11 interceptions ... Bly's total led the nation ... Boulware, Bly, NC State PK Marc Primanti and Florida State DE Reinard Wilson were consensus first-team All-Americans ... Primanti, the Lou Groza recipient, set an ACC record with 27 consecutive field goals over a two-year span ... 1996 marked the eighth straight year that the ACC had at least four teams play in bowl games ... ACC teams made an all-time high 56 appearances on national television ... UVA's Tiki and Ronde Barber became the first brother combination to be named first-team All-ACC in the same season two years in a row ... Florida State defensive coordinator Mickey Andrews, whose rushing defense led the nation and coached the Seminoles to 3rd nationally in total defense, was named the recipient of the Frank Broyles Award as the nation's top assistant coach ... Florida State linebacker Daryl Bush was named the ACC's top football student-athlete as winner of the Jim Tatum Award ... Wake Forest running back John Lewis was named the recipient of the Brian Piccolo Courage Award ... Florida State running back Warrick Dunn completed his career in sixth place on the ACC's all-time rushing list with 3,744 career yards ... North Carolina led the nation in scoring defense, allowing just 10 points per game ... Virginia placekicker Rafael Garcia led the nation in field goals, making 21 of 27 attempts ... There was not a winner of the ACC's Jacobs Blocking Award chosen for the 1996 season.

All-ACC Football Team

OFFENSE:	DEFENSE:
WR-Andre Cooper, FSU	DL-Peter Boulware, FSU
WR-Harvey Middleton, GT	DL-Greg Ellis, UNC
T-Jim Bundren, CU	DL-Reinard Wilson, FSU
T-Curtis McGee, GT	DL-Trevor Pryce, CU
G-Chad Bates, FSU	LB-Anthony Simmons, CU
G-Jeremy Raley, UVA	LB-Jamie Sharper, UVA
C-Jeff Saturday, UNC	LB-Brian Simmons, UNC
TE-Freddie Jones, UNC	DB-Ronde Barber, UVA
QB-Chris Keldorf, UNC	DB-Dre' Bly, UNC
RB-Tiki Barber, UVA	DB-Bryon Capers, FSU
RB-Warrick Dunn, FSU	DB-Anthony Poindexter, UVA
PK-Marc Primanti, NCS	P-Will Brice, UVA
SP-Leon Johnson, UNC	

Team	Conference							Overall								
	AP	UPI	W	L	T	For	Opp	W	L	T	For	Opp	Hm	Rd	Nu	vsAP
Florida State	3	3	8	0	0	314	71	11	1	0	426	142	6-0	3-0	2-1	5-1
North Carolina	10	10	6	2	0	240	76	10	2	0	357	123	5-0	4-2	1-0	2-2
Clemson	6	2	164	156	7	5	0	245	241	5-1	2-3	0-1	2-2			
Virginia	5	3	0	219	112	7	5	0	341	203	5-1	2-3	0-1	2-3		
Georgia Tech	4	4	0	157	161	5	6	0	220	236	4-2	1-4	0-0	1-2		
Maryland	3	5	0	118	205	5	6	0	187	239	4-2	1-4	0-0	0-4		
NC State	3	5	0	199	285	3	8	0	268	401	2-3	1-4	0-1	0-4		
Wake Forest	1	7	0	79	287	3	8	0	144	374	3-3	0-4	0-1	1-3		
Duke	0	8	0	105	242	0	11	0	162	379	0-5	0-6	0-0	0-3		

Versus Non-Conference Opponents: 15-16-0 (.484)

CLEMSON (AP-TEAM/OPP)

L 0-45	--/1	at North Carolina
W 19-3	--/1	Furman
L 24-38	--/1	at Missouri
W 21-10	--/1	Wake Forest
L 3-24	--/2	at Florida State
W 13-6	--/1	at Duke
W 28-25	--/22--	Georgia Tech
W 35-3	--/1	Maryland
W 24-16	--/15--	at Virginia
W 40-17	--/1	NC State
L 31-34	22/--	South Carolina
		Peach Bowl
L 7-10	--/17--	LSU

DUKE

L 7-44	--/3	at Florida State
L 13-38	--/1	Northwestern
L 17-35	--/1	at Army
L 22-48	--/1	at Georgia Tech
L 27-64	--/1	at Navy
L 6-13	--/1	Clemson
L 19-22	--/1	Maryland
L 3-27	--/16--	Virginia
L 22-44	--/1	at NC State
L 16-17	--/1	at Wake Forest
L 10-27	--/13--	North Carolina

FLORIDA STATE

W 44-7	3/--	Duke
W 51-17	3/--	at NC State
W 13-0	2/11	North Carolina
W 34-3	2/--	Clemson
W 34-16	3/6	at Miami
W 31-24	3/14	Virginia
W 49-3	3/--	at Georgia Tech
W 44-7	3/--	Wake Forest
W 54-14	3/25	So. Mississippi
W 48-10	3/--	Maryland
W 24-21	2/1	Florida
		Sugar Bowl
L 20-52	1/3	Florida

GEORGIA TECH

W 28-16	--/1	at NC State
W 30-10	--/1	Wake Forest
L 0-16	--/11--	at North Carolina
W 48-22	--/1	Duke
W 13-7	--/12--	Virginia
L 25-28	22/--	at Clemson
W 27-20	--/1	Central Florida
L 3-49	--/3--	Florida State
L 10-13	--/1	at Maryland
L 26-36	--/1	Navy
L 10-19	--/1	at Georgia

MARYLAND

W 30-6	--/1	Northern Illinois
W 39-15	--/1	UAB
L 3-21	--/22--	at Virginia
L 0-13	--/	

1997

ACC Champion: Florida State
Player of the Year: Andre Wadsworth, Florida State
Offensive Player of the Year: Thad Busby, Florida State
Rookie of the Year: Travis Minor, Florida State
Coach of the Year: Bobby Bowden, Florida State

Florida State captured its sixth-straight ACC title (fifth outright), posting a perfect 8-0 mark in ACC play and a 12-1 record overall ... The third-ranked Seminoles extended their NCAA record of finishing in the AP Top Four to 11 straight years ... North Carolina finished fourth in the coaches poll ... ACC teams won three of four bowl games as Georgia Tech beat West Virginia, 35-30, in the Carquest Bowl, North Carolina topped Virginia Tech, 42-3, in the Gator Bowl and FSU rolled past Ohio State, 31-14, in the Sugar Bowl ... For only the third time in ACC history six teams posted six-or-more wins ... Eight players garnered first-team All-America honors, including an all-time high six consensus selections, including Florida State DE Andre Wadsworth, North Carolina CB Dre' Bly, North Carolina DL Greg Ellis, Florida State LB Sam Cowart and Clemson LB Anthony Simmons ... League teams posted a 22-9 non-conference record, the third-best mark in league history ... Florida State became only the second team in ACC history to have the Player, Rookie and Coach of the Year in the same year, following in the footsteps of NC State in 1986 ... But since the ACC began awarding a Defensive Player of the Year honor, FSU is the first school to win all five awards in the same season ... Three ACC schools—Florida State (3rd), North Carolina (6th) and Georgia Tech (25th) were ranked in the final AP poll ... Florida State offensive tackle Tra Thomas was named the recipient of the 1997 ACC Jacobs

All-ACC Football Team

OFFENSE:	DEFENSE:
WR-Torry Holt, NCS	DL-Andre Wadsworth, FSU
WR-E.G. Green, FSU	DL-Greg Ellis, UNC
T-Jim Bundren, CU	DL-Vonnie Holliday, UNC
T-Tra Thomas, FSU	DL-Antonio Dingle, UVA
LG-Anthoni Rountree, CU	LB-Anthony Simmons, CU
G-Lonnie Gilbert, NCS	LB-Sam Cowart, FSU
C-Jeff Saturday, UNC	LB-Kivusama Mays, UNC
TE-Melvin Pearsall, FSU	DB-Dre' Bly, UNC
QB-Thad Busby, FSU	DB-Anthony Poindexter, UVA
RB-Tremayne Stephens, NCS	DB-Samari Rolle, FSU
RB-Raymond Priester, CU	DB-Robert Williams, UNC
PK-Sims Lenhardt, DU	P-Rodney Williams, GT
	SP-Tony Horne, CU

Blocking Trophy ... Virginia defensive back Stephan Phelan was honored as the ACC's top football student-athlete and winner of the Jim Tatum Award ... Florida State linebacker Sam Cowart was named the winner of the Brian Piccolo Award ... Phelan and Florida State linebacker Daryl Bush were honored 1st-team GTE Academic All-Americans ... Florida State defensive back Samari Rolle finished 2nd nationally in pass interceptions, averaging 0.53 per game ... North Carolina ranked 2nd nationally in total defense, allowing only 209.3 yards per game ... Florida State's defense ranked third nationally (241.4) ... The Seminoles also finished the year ranked 5th nationally in total offense ... Florida State became the first team in NCAA history to win 10 or more games in 11 consecutive seasons while Virginia became the first ACC school to win at least seven games 11 years in a row.

1998

ACC Co-Champions: Florida State, Georgia Tech
Player of the Year: Torry Holt, NC State
Defensive Player of the Year: Anthony Poindexter, Virginia
Rookie of the Year: Ray Robinson, NC State
Coach of the Year: George O'Leary, Georgia Tech

For the seventh time in conference history and the second time in the 1990's, the ACC featured co-champions as Florida State and Georgia Tech tied with 7-1 league marks ... The title was the seventh for the Seminoles and the second for the Yellow Jackets ... For the second straight year, the ACC had two teams in the Top 10 of the final 1998 AP poll in Florida State (3) and Georgia Tech (9) ... Five of the league's nine teams were ranked at least one week in the AP poll ... Five ACC teams were featured in post-season bowl games including Florida State's 16-23 loss to Tennessee in the Fiesta Bowl ... In other bowl game action, North Carolina defeated San Diego State, 20-13, in the Las Vegas Bowl, while Georgia Tech marched from behind to collect a 35-28 victory over Notre Dame in the Gator Bowl ... NC State faced Miami in the Micron PC Bowl, dropping a 46-23 decision and Virginia fell to Georgia in the Peach Bowl, 35-33 ... Virginia posted two wins over non-conference ranked teams and became the first school in ACC history to win at least seven games 12 years in a row ... Wake Forest's Desmond Clark concluded his career as the most prolific receiver in ACC history with 216 catches ... The ACC had 16 players earn some form of All-America recognition, including 12 first-team All-Americans ... For the second straight year the ACC tied the Big 12 for the most consensus All-Americans in NC State wide receiver Torry Holt, Florida State wide receiver Peter Warrick, Florida State placekicker Sebastian Janikowski, Georgia Tech center Craig Page and Virginia defensive back Anthony Poindexter ... Page was named the winner of the ACC's Jacobs Blocking Trophy as the league's top blocker ... North Carolina defensive end Ebenezer Ekuban was named the ACC's top football student-athlete and recipient of the Jim Tatum Award ... Poindexter and Florida State defensive tackle Corey Simon were named as recipients of the Brian Piccolo Courage Award ... Sebastian Janikowski, who set an ACC record for most field goals and led the nation with 27 three-pointers, was named as the winner of the Lou Groza Award, given annually to the nation's top kicker ... Torry Holt set ACC single-season records for most pass receptions (88) and most reception yards (1,604) ... He finished 2nd nationally in receiving yards per game (145.8) ... NC State defensive back Lloyd Harrison finished second nationally in pass interceptions with 7 in 11 games (0.64) ... Florida State led the nation in total defense, allowing just 214.8 yards per contest.

All-ACC Football Team

OFFENSE:	DEFENSE:
WR-Torry Holt, NCS	DL-Corey Simon, FSU
WR-Peter Warrick, FSU	DL-Patrick Kerney, UVA
TE-Casey Crawford, UVA	DL-Ebenezer Ekuban, UNC
T-Robert Hunt, UVA	DL-Chris Combs, DU
T-Ross Brannon, FSU	LB-Lamont Green, FSU
G-Jason Whitaker, FSU	LB-Eric Barton, MD
G-Noel LaMontagne, UVA	LB-Wali Rainer, UVA
C-Craig Page, GT	DB-Anthony Poindexter, UVA
QB-Joe Hamilton, GT	DB-Antwan Edwards, CU
RB-Thomas Jones, UVA	DB-Dre' Bly, UNC
RB-Travis Minor, FSU	DB-Lloyd Harrison, NCS
PK-Sebastian Janikowski, FSU	P-Rodney Williams, GT
SP-Torry Holt, NCS	

Team	AP	UPI	Conference				Overall										
			W	L	T	For	Opp	W	L	T	For	Opp	Hm	Rd	Nu	vsAP	
Florida State	3	3	8	0	0	347	128	11	1	0	468	181	5-0	5-1	1-0	5-1	
North Carolina	6	4	7	1	0	224	110	11	1	0	348	146	5-1	5-0	1-0	1-1	
Virginia	5	3	200	187	7	4	0	277	242	5-2	2-2	0-0	0-3				
Georgia Tech	25	5	3	0	200	208	7	5	0	314	296	3-2	3-3	1-0	1-4		
Clemson	4	4	0	166	158	7	5	0	291	219	3-3	4-1	0-1	0-3			
NC State	3	5	0	215	199	6	5	0	325	268	4-2	2-3	0-0	1-4			
Wake Forest	3	5	0	166	229	5	6	0	245	287	3-2	2-4	0-0	1-2			
Maryland	1	7	0	109	282	2	9	0	161	355	1-5	1-4	0-0	0-2			
Duke	0	8	0	157	283	2	9	0	223	341	2-4	0-5	0-0	0-2			
Versus Non-Conference Opponents 22-9 (.710)																	

Team	AP	UPI	Conference				Overall										
			W	L	T	For	Opp	W	L	T	For	Opp	Hm	Rd	Nu	vsAP	
Florida State	3	3	7	1	0	283	88	11	2	0	401	161	6-0	4-1	1-1	5-1	
Georgia Tech	9	11	7	1	0	297	200	10	2	0	426	295	4-2	4-0	2-0	4-1	
Virginia	18	18	6	2	0	218	166	9	3	0	358	247	5-0	4-2	0-1	2-3	
NC State	5	3	0	241	225	7	5	0	366	352	5-1	2-2	0-2	2-2			
North Carolina	5	3	0	195	210	7	5	0	288	283	3-2	2-3	2-0	0-2			
Duke	2	6	0	128	263	4	7	0	229	319	2-3	2-4	0-0	0-2			
Wake Forest	2	6	0	182	249	3	8	0	235	335	1-5	2-3	0-0	0-3			
Clemson	1	7	0	157	216	3	8	0	218	272	3-4	0-4	0-0	0-3			
Maryland	1	7	0	129	213	3	8	0	202	290	2-3	1-4	0-1	0-3			
Versus Non-Conference Opponents: 21-12 (.636)																	

CLEMSON (AP-TEAM/OPP)

W 23-12	18/-	Appalachian State
W 19-17	19/-	at NC State
L 28-35	16/-	Florida State
L 20-23	17/-	at Georgia Tech
W 39-7	-	Texas-El Paso
L 7-21	-	Virginia
W 20-9	-	at Maryland
W 33-16	-	at Wake Forest
W (ot)29-20	-	Duke
L 10-17	-	North Carolina
W 47-21	-	at South Carolina
Peach Bowl		
L 17-21	-	13 Auburn

GEORGIA TECH

L 13-17	-	11 Notre Dame
W 28-26	-	at Wake Forest
W 23-20	-	17 Clemson
W 42-14	-	at Boston College
W 27-17	25/-	NC State
L 0-38	21/3	at Florida State
L 13-16	-	5 North Carolina
L 31-35	-	at Virginia
W 41-38	-	at Duke
W 37-18	-	at Maryland
L 24-27	-	14 Georgia
Carquest Bowl		
W 35-30	-	West Virginia

NC STATE

W (ot)32-31	-	13 Syracuse
W 45-14	-	at Duke
L 17-19	-	19 Clemson
W 41-14	-	1 Northern Illinois
L 18-19	-	at Wake Forest
L 17-27	-	25 Georgia Tech
L 7-20	-	4 North Carolina
L 35-48	-	3 at Florida State
W 45-28	-	at Maryland
W 31-24	-	at Virginia
W 37-24	-	at East Carolina

VIRGINIA

L 17-28	-	17 Auburn
W 26-7	-	at Richmond
L 20-48	-	5 at North Carolina
W 21-13	-	at Wake Forest
W 13-10	-	at Clemson
W 21-7	-	at Duke
L 21-47	-	3 Florida State
W 45-0	-	at Maryland
W 35-31	-	at Georgia Tech
L 24-31	-	at NC State
W 34-20	-	at Virginia Tech

WAKE FOREST

W 27-20	-	21 Northwestern
L 24-25	-	at East Carolina
L 26-28	-	at Georgia Tech
W 19-18	-	at NC State
L 13-21	-	at Virginia
L 12-30	-	5 at North Carolina
W 35-17	-	at Maryland
W 38-24	-	at Duke
L 16-33	-	at Clemson
W 28-14	-	at Rutgers
L 7-58	-	2 at Florida State

CLEMSON (AP-TEAM/OPP)

W 33-0	-	Furman
L 0-37	-	Virginia Tech
L 18-20	-	10 Virginia
L 19-29	-	at Wake Forest
L 14-21	-	at North Carolina
W 23-0	-	at Maryland
L 0-48	-	6 at Florida State
L 23-28	-	at Duke
L 39-46	-	at NC State
L 21-24	-	22 Georgia Tech
W 28-19	-	at South Carolina

DUKE

W 24-10	-	at Western Carolina
W 44-10	-	at Northwestern
L 13-62	-	11 at Florida State
L 0-24	-	11 Virginia
L 13-41	-	at Georgia Tech
W 19-16	-	at Wake Forest
L 24-27	-	at NC State
W 28-23	-	at Clemson
L (ot)33-36	-	at Vanderbilt
L 25-42	-	at Maryland
L 6-28	-	at North Carolina

FLORIDA STATE

W 23-14	2/15	Texas A&M
L 7-24	1/-	at NC State
W 62-13	11/-	Duke
W 30-10	10/18	So. California
W 24-10	9/-	at Maryland
W 26-14	8/-	at Miami
W 48-0	6/-	Clemson
W 34-7	6/20	at Georgia Tech
W 39-13	5/-	North Carolina
W 45-14	6/12	Virginia
W 24-7	5/-	at Wake Forest
W 23-12	5/4	Florida
Fiesta Bowl		
L 16-23		Tennessee

GEORGIA TECH

L 31-41	-	at Boston College
W 42-7	-	at New Mexico State
W 43-21	-	at North Carolina
W 41-13	-	at Duke
W 47-24	-	23 at NC State
W 41-38	-	6 Virginia
L 7-34	25/6	Florida State
W 31-14	20/-	at Maryland
W 24-21	22/-	at Clemson
W 63-35	21/-	Wake Forest
W 21-19	17/12	at Georgia
Gator Bowl		
W 35-28	12/17	Notre Dame

MARYLAND

W 23-15	-	James Madison
L 19-31	-	12 at Virginia
L 20-42	-	19 at West Virginia
W 30-20	-	at Temple
L 10-24	-	9 Florida State
L 0-23	-	at Clemson
L 10-20	-	at Wake Forest
L 14-31	-	20 Georgia Tech
		(Baltimore, Md.)
L 13-24	-	at North Carolina
W 42-25	-	at Duke
L 21-35	-	at NC State

NORTH CAROLINA

L 10-13	12/-	Miami (Ohio)
L 34-37	-	at Stanford
L 21-43	-	at Georgia Tech
W 21-14	-	at Clemson
W 29-10	-	at Pittsburgh
W 38-31	-	at Wake Forest
L 13-39	-	5 at Florida State
W 24-13	-	at Maryland
L 13-30	-	21 at Virginia
W 28-6	-	at Duke
W37-34 (ot)	-	at NC State
Las Vegas Bowl		
W 20-13		at San Diego State

NC STATE

W 34-31	-	Ohio
W 24-7	-	2 Florida State
L 30-33	20/-	at Baylor
W 38-17	-	11 Syracuse
L 24-47	23/-	Georgia Tech
W 27-24	-	Duke
L 13-23	-	16 at Virginia
W 46-39	-	at Clemson
W 38-27	-	at Wake Forest
W 35-21	-	at Maryland
L 34-37 (ot)	-	at North Carolina
Micron PC Bowl		
L 23-46	-	24 Miami

VIRGINIA

W 19-0	16/25	at Auburn
W 31-19	12/-	at Maryland
W 20-18	10/-	Clemson
W 24-0	11/-	at Duke
W 52-14	10/-	San José State
L 38-41	7/25	at Georgia Tech
W 23-13	16/-	at NC State
W 38-17	15/-	at Wake Forest
L 14-45	12/6	at Florida State
W 30-13	21/-	North Carolina
W 36-32	16/20	at Virginia Tech
Peach Bowl		
L 33-35	13/19	Georgia

WAKE FOREST

L 0-42	-	at Air Force
W 26-14	-	at Navy
W 29-19	-	at Clemson
L (ot)27-30	-	at Appalachian State
L 16-19	-	at Duke
W 20-10	-	at Maryland
L 31-38	-	at North Carolina
L 17-38	-	14 Virginia
L 27-38	-	at NC State
L 7-24	-	5 Florida State
L 35-63	-	21 at Georgia Tech

1999

BCS National Champion, ACC Champion: Florida State
Player of the Year: Joe Hamilton, Georgia Tech
Defensive Player of the Year: Keith Adkins, Clemson
Rookie of the Year: Koren Robinson, NC State
Coach of the Year: Tommy Bowden, Clemson

Florida State finished the season with a perfect 12-0 mark and captured its second national football title defeating Virginia Tech, 46-29, in the Sugar Bowl ... The Seminoles won their eighth straight (sixth outright) ACC football title with a perfect 8-0 mark in ACC play ... Five ACC teams took part in post-season play ... In addition to FSU, Wake Forest defeated Arizona State in the Aloha Bowl, Virginia lost to Illinois in the Micron PC Bowl, Clemson lost to Mississippi State in the Peach Bowl and Georgia Tech was topped by Miami in the Gator Bowl ... FSU ended the season ranked No. 1 in both polls while Georgia Tech was No. 20 in the AP poll and No. 21 in the USA Today/ESPN ranking ... The ACC featured college football's first-ever father-son head coaching matchup when Bobby Bowden's Florida State Seminoles played son Tommy's Clemson Tigers in Death Valley on October 23 (Dad won 17-14) ... The ACC had 14 players earn All-America honors including six who were consensus All-Americans ... Georgia Tech QB Joe Hamilton finished his career as the ACC's career leader in total offense with 10,640 yards ... he also finished 23rd nationally in passing efficiency and total offense ... For the second straight year, FSU's Sebastian Janikowski won the Lou Groza Award as the nation's top college placekicker ... Janikowski led the nation in field goals with 23 in 11 games ... Georgia Tech became the first ACC team to lead the nation in total offense, averaging 509.0 yards per game ... The ACC finished the decade of the 1990's with the third-best non-conference winning percentage of any conference ... Florida State became the first team in Division I-A history to win 10 or more games in 13 consecutive seasons ... Virginia became the first school in ACC history to win at least seven games in 13 straight years ... Virginia tailback Thomas Jones set an ACC single-season rushing record, running for 1,798 yards Jones also set an ACC record with six games of 200 or more yards rushing ... Virginia center John St. Clair was chosen as the ACC's Jacobs Blocking Trophy winner ... Florida State's Chris Weinke was chosen as the recipient of the Brian Piccolo Award ... Virginia offensive lineman Noel LaMontagne was tabbed as the league's top senior football student-athlete and winner of the Jim Tamum Award.

All-ACC Football Team

OFFENSE:
 WR-Peter Warrick, FSU
 WR-Kelly Campbell, GT
 TE-Alge Crumpler, UNC
 T-Jon Carman, GT
 T-Tarlos Thomas, FSU
 G-Noel LaMontagne, UVA
 G-Jason Whitaker, FSU
 C-John St. Clair, UVA
 RB-Thomas Jones, UVA
 RB-LaMont Jordan, MD
 QB-Joe Hamilton, GT
 SP-Peter Warrick, FSU

DEFENSE:
 DL-Corey Simon, FSU
 DL-Jerry Johnson, FSU
 DL-Delbert Cowsette, MD
 DL-Chris Combs, DU
 LB-Keith Adams, CU
 LB-Dustin Lyman, WF
 LB-Tommy Polley, FSU
 DB-Robert Carswell, CU
 DB-Mario Edwards, FSU
 DB-Lloyd Harrison, NCS
 DB-Lewis Sanders, MD
 P-Brian Schmitz, UNC

2000

ACC Champion: Florida State
Player of the Year: Chris Weinke, Florida State
Defensive Player of the Year: Levar Fisher, NC State
Rookie of the Year: Philip Rivers, NC State
Coach of the Year: George O'Leary, Georgia Tech

Florida State captured its ninth straight ACC football title posting a spotless 8-0 mark in league play and an 11-2 record overall ... The Seminoles ended their bid for a second straight national title with a 13-2 loss to top-ranked Oklahoma in the Orange Bowl ... FSU extended its NCAA record of finishing in the AP Top Five to 14 straight years ... For the third year in a row, five ACC teams took part in post-season play ... NC State defeated Minnesota, 38-30, in the Micronpc.com Bowl, Virginia lost to Georgia, 37-14, in the Jeep Oahu Bowl, LSU defeated Georgia Tech, 28-14, in the Peach Bowl and Virginia Tech handed Clemson a 41-20 setback in the Gator Bowl ... Florida State QB Chris Weinke set the ACC single-season passing yardage mark with 4,167 yards en route to becoming only the second ACC player to win the Heisman Trophy ... Weinke, who finished 2nd in the nation in passing efficiency and 3rd nationally in total offense, also was awarded the Johnny Unitas Golden Arm Award and the Davey O'Brien Award as the nation's top quarterback ... Florida State DE Jamal Reynolds was honored with the Vince Lombardi Award ... The ACC had 13 players earn All-America honors, including 10 first-team selections ... Florida State's Marvin Minnis, Tay Cody and Jamal Reynolds, Georgia Tech's Chris Brown and Clemson's Keith Adams were consensus All-Americans ... The ACC set an all-time attendance mark drawing 2,653,816 fans over 54 home games ... 21 players were selected in the annual NFL draft ... NC State's Levar Fisher led the NCAA in tackles per game (14.8) ... Florida State OT Tarlo Thomas was named the winner of the ACC's Jacobs Blocking Trophy ... North Carolina OT Louis Marchetti was named the winner of the Jim Tamum Award ... Georgia Tech FB Ed Wilder was honored as the winner of the Brian Piccolo Award ... Duke was honored for having the highest graduation rate among Division I football programs ... It marked the 11th time since 1981 that Duke has been so honored ... Longtime Virginia head coach George Welsh retired at the end of the 2000 season as the ACC's winningest coach with 134 victories ... Florida State led the nation in total offense and was 7th in total defense.

All-ACC Football Team

OFFENSE:
 WR-Marvin Minnis, FSU
 WR-Koren Robinson, NCS
 T-Chris Brown, GT
 T-Char-nor Dorsey, FSU
 G-Brent Key, GT
 G-Justin Amman, FSU
 C-Kyle Young, CU
 RB-Travis Zachery, CU
 RB-Antwoine Womack, UVA
 TE-Alge Crumpler, UNC
 QB-Chris Weinke, FSU
 PK-Luke Manget, GT

DEFENSE:
 DL-Jamal Reynolds, FSU
 DL-Julius Peppers, UNC
 DL-Greg Gathers, GT
 DL-Terry Jolly, CU
 LB-Keith Adams, CU
 LB-Tommy Polley, FSU
 LB-Levar Fisher, NCS
 DB-Robert Carswell, CU
 DB-Alex Ardley, CU
 DB-Tay Cody, FSU
 DB-Derrick Gibson, FSU
 P-Brian Morton, DU
 SP-Koren Robinson, NCS

Team	AP	UPI	Conference				Overall				Hm	Rd	Nu	vsAP		
			W	L	T	For	Opp	W	L	T					For	Opp
Florida State	1	1	8	0	0	310	123	12	0	0	458	203	6-0	4-0	2-0	5-0
Georgia Tech	20	21	5	3	0	307	261	8	4	0	461	361	6-0	2-3	0-1	1-2
Virginia			5	3	0	222	210	7	5	0	345	365	3-3	4-1	0-1	2-2
Clemson			5	3	0	263	171	6	6	0	322	253	3-2	3-3	0-1	1-4
Wake Forest			3	5	0	145	178	7	5	0	266	209	4-2	2-3	1-0	2-1
NC State			3	5	0	167	250	6	6	0	244	302	4-1	2-4	0-1	1-3
Duke			3	5	0	182	290	3	8	0	217	363	1-4	2-3	0-1	0-2
Maryland			2	6	0	202	250	5	6	0	292	260	3-3	2-3	0-1	0-2
North Carolina			2	6	0	129	194	3	8	0	186	272	1-5	1-3	1-0	0-3

Versus Non-Conference Opponents: 21-12 (.636)

Team	AP	UPI	Conference				Overall				Hm	Rd	Nu	vsAP		
			W	L	T	For	Opp	W	L	T					For	Opp
Florida State	5	4	8	0	0	395	86	11	2	0	511	136	6-0	4-1	1-1	3-2
Georgia Tech	17	19	6	2	0	284	164	9	3	0	386	237	5-1	4-1	0-1	2-1
Clemson	16	14	6	2	0	280	189	9	3	0	416	253	6-1	3-1	0-1	1-2
Virginia			5	3	0	138	169	6	6	0	242	292	4-2	2-3	0-1	0-5
NC State			4	4	0	221	239	8	4	0	379	338	5-1	2-3	1-0	0-2
North Carolina			3	5	0	199	243	6	5	0	269	284	3-3	3-2	0-0	0-2
Maryland			3	5	0	168	217	5	6	0	247	284	4-2	1-4	0-0	0-3
Wake Forest			1	7	0	106	299	2	9	0	181	362	1-5	1-4	0-0	0-2
Duke			0	8	0	143	328	0	11	0	155	430	0-5	0-6	0-0	0-2

Versus Non-Conference Opponents: 20-13 (.606)

CLEMSON (AP-TEAM/OPP)

L 10-13 --/-- Marshall
 L 33-14 --/23 Virginia
 L 11-31 --/8 at Virginia Tech
 W 31-20 --/-- North Carolina
 L 31-35 --/-- at NC State
 W 42-30 --/-- at Maryland
 L 14-17 --/1 Florida State
 W 12-3 --/-- Wake Forest
 W 58-7 --/-- Duke
 L 42-45 --/13 at Georgia Tech
 W 31-21 --/-- at South Carolina
 Peach Bowl
 L 7-17 --/15 Mississippi State

GEORGIA TECH

W 49-14 10/-- at Navy
 L 35-41 10/1 at Florida State
 W 41-10 12/-- Central Florida
 W 49-31 9/-- Maryland
 W(ot)31-24 7/-- North Carolina
 W 38-31 8/-- at Duke
 W 48-21 7/-- NC State
 L 38-45 7/-- at Virginia
 W 45-42 13/-- Clemson
 L 23-26 14/-- at Wake Forest
 W(ot)51-48 20/16 Georgia
 Gator Bowl
 L 13-28 17/23 Miami

NC STATE

W 23-20 --/17 at Texas
 W 10-0 24/-- South Carolina
 W 38-9 24/-- William & Mary
 L 11-42 20/1 at Florida State
 L 7-31 25/-- at Wake Forest
 W 35-31 --/-- Clemson
 L 26-47 --/-- Virginia
 W(ot)31-24 --/-- at Duke
 L 21-48 --/7 at Georgia Tech
 W 30-17 --/-- Maryland
 L 6-10 --/-- (Charlotte, N.C.)
 L 6-23 --/23 at East Carolina

CLEMSON (AP-TEAM/OPP)

W 38-0 17/-- The Citadel
 W 62-9 17/-- Missouri
 W 55-7 16/-- Wake Forest
 W 31-10 11/-- at Virginia
 W 52-22 7/-- at Duke
 W 34-27 5/-- NC State
 W 35-14 5/-- Maryland
 W 38-24 5/-- at North Carolina
 L 28-31 5/-- Georgia Tech
 L 7-54 10/4 at Florida State
 W 16-14 16/25 South Carolina
 Gator Bowl
 L 20-41 16/6 Virginia Tech

GEORGIA TECH

W 21-17 --/-- Central Florida
 L 21-26 --/2 Florida State
 W 40-13 --/-- Navy
 L(ot)23-30 --/-- at NC State
 W 42-28 --/-- at North Carolina
 W 52-20 --/-- Wake Forest
 W 45-10 --/-- Duke
 W 31-28 --/5 at Clemson
 W 35-0 24/-- Virginia
 W 35-22 20/-- at Maryland
 W 27-15 18/19 at Georgia
 Peach Bowl
 L 14-28 15/-- Louisiana State

NC STATE

W(ot)38-31 --/-- Arkansas State
 W 41-38 --/-- Indiana
 W 41-0 --/-- SMU
 W(ot)30-23 --/-- Georgia Tech
 L 27-34 --/5 at Clemson
 W 38-20 --/-- at North Carolina
 L 14-58 21/6 Florida State
 L(ot)28-35 --/-- at Maryland
 W 35-31 --/-- Duke
 L 17-24 --/-- at Virginia
 W 32-14 --/-- Wake Forest
 Micronpc.com Bowl
 W 38-30 --/-- Minnesota

DUKE

L 9-27 --/-- at East Carolina
 L(ot)12-15 --/-- Northwestern
 L 14-31 --/-- Vanderbilt
 L 23-51 --/1 Florida State
 (Jacksonville, Fla.)
 W(ot)24-17 --/-- at Virginia
 L 31-38 --/8 Georgia Tech
 L(ot)24-31 --/-- NC State
 W 25-22 --/-- at Maryland
 L 7-58 --/-- at Clemson
 W 48-35 --/-- Wake Forest
 L 0-38 --/-- at North Carolina

MARYLAND

W 6-0 --/-- at Temple
 W 51-10 --/-- Western Carolina
 W 33-0 --/-- West Virginia
 L 31-49 --/9 at Georgia Tech
 W 17-14 --/-- at Wake Forest
 W 30-42 --/-- Clemson
 W 45-7 --/-- North Carolina
 L 22-25 --/-- Duke
 L 17-30 --/-- at NC State
 L 10-49 --/1 at Florida State
 L 30-34 --/-- Virginia

VIRGINIA

W 20-17 23/-- at North Carolina
 L 14-33 23/-- at Clemson
 W 35-7 --/-- Wake Forest
 W 45-40 --/17 at BYU
 L 7-31 24/8 Virginia Tech
 L(ot)17-24 --/-- Duke
 W 47-26 --/-- at NC State
 L 10-35 --/1 Florida State
 W 45-38 --/7 Georgia Tech
 W 50-21 --/-- Buffalo
 W 34-30 --/-- at Maryland
 Micronpc.com Bowl
 L 21-63 --/-- Illinois

DUKE

L 0-28 --/-- East Carolina
 L 5-38 --/-- at Northwestern
 L 10-26 --/-- Virginia
 L 7-26 --/-- at Vanderbilt
 L 22-52 --/7 Clemson
 L 14-63 --/7 at Florida State
 L 10-45 --/-- at Georgia Tech
 L 9-20 --/-- Maryland
 L 26-28 --/-- at Wake Forest
 L 31-35 --/-- at NC State
 L 21-59 --/-- North Carolina

MARYLAND

W 17-10 --/-- Temple
 L 17-30 --/-- at West Virginia
 W 45-27 --/-- Mid. Tenn. State
 L 7-59 --/2 Florida State
 L 23-31 --/-- at Virginia
 L 14-35 --/5 at Clemson
 W 37-7 --/-- Wake Forest
 W 20-9 --/-- at Duke
 W(ot)35-28 --/-- NC State
 L 10-13 --/-- at North Carolina
 L 22-35 --/20 Georgia Tech

VIRGINIA

L(ot)35-38 --/-- BYU
 W 34-6 --/-- Richmond
 W 26-10 --/-- at Duke
 W 10-31 --/11 Clemson
 W 27-10 --/-- at Wake Forest
 W 31-23 --/-- Maryland
 L 3-37 --/6 at Florida State
 W 17-6 --/-- North Carolina
 L 0-35 --/24 at Georgia Tech
 W 24-17 --/-- NC State
 L 21-42 --/6 at Virginia Tech
 Oahu Bowl
 L 14-37 --/24 Georgia

FLORIDA STATE

W 41-7 1/-- Louisiana Tech
 W 41-35 1/10 Georgia Tech
 W 42-11 1/20 NC State
 W 42-10 1/-- at North Carolina
 W 51-23 1/-- Duke
 (Jacksonville, Fla.)
 W 31-21 1/19 Miami
 W 33-10 1/-- Wake Forest
 W 17-14 1/-- at Clemson
 W 35-10 1/-- at Virginia
 W 49-10 1/-- Maryland
 W 30-23 1/3 at Florida
 Sugar Bowl
 W 46-29 1/2 Virginia Tech

NORTH CAROLINA

L 17-20 --/23 Virginia
 W 42-30 --/-- at Indiana
 L 10-42 --/1 Florida State
 L 20-31 --/-- at Clemson
 W(ot)24-31 --/7 at Georgia Tech
 L 12-20 --/-- Houston
 L 7-45 --/-- at Maryland
 L 3-28 --/-- Furman
 L 3-19 --/-- Wake Forest
 W 10-6 --/-- NC State
 (Charlotte, N.C.)
 W 38-0 --/-- Duke

WAKE FOREST

W 34-15 --/-- at Army
 W 7-35 --/-- at Virginia
 W 31-7 --/25 NC State
 W 17-10 --/-- Rutgers
 L 14-17 --/-- Maryland
 L 10-33 --/1 at Florida State
 W 47-3 --/-- UAB
 L 3-12 --/-- Clemson
 W 19-3 --/-- at North Carolina
 L 35-48 --/-- at Duke
 W 26-23 --/14 Georgia Tech
 Aloha Bowl
 W 23-3 --/-- Arizona State

FLORIDA STATE

W 29-3 2/-- at Georgia Tech
 W 26-21 2/-- at Georgia Tech
 W 63-14 2/-- North Carolina
 W 31-0 2/-- Louisville
 W 59-7 2/-- at Maryland
 L 24-27 1/17 at Miami
 W 63-14 7/-- Duke
 W 37-3 6/-- Virginia
 W 58-14 6/21 at NC State
 W 54-7 6/10 Clemson
 W 35-6 3/-- at Wake Forest
 W 30-7 3/4 Florida
 Orange Bowl
 L 2-13 3/1 Oklahoma

NORTH CAROLINA

W 30-9 --/-- Tulsa
 W 35-14 --/-- at Wake Forest
 L 14-63 --/2 at Florida State
 W 20-15 --/-- Marshall
 L 28-42 --/-- Georgia Tech
 L 20-38 --/-- NC State
 L 24-38 --/5 Clemson
 L 6-17 --/-- at Virginia
 W 20-17 --/-- at Pitt
 W 13-10 --/-- Maryland
 W 59-21 --/-- at Duke

WAKE FOREST

L 16-20 --/-- Appalachian State
 L 14-35 --/-- North Carolina
 L 7-55 --/16 at Clemson
 L 10-27 --/-- Virginia
 L 10-17 --/-- Vanderbilt
 L 20-52 --/-- at Georgia Tech
 L 7-37 --/-- at Maryland
 W 28-26 --/-- Duke
 L 6-35 --/3 Florida State
 W 49-26 --/-- at Navy
 L 14-32 --/-- at NC State

2001

ACC Champion: Maryland
Player of the Year: E.J. Henderson, Maryland
Offensive Player of the Year: Bruce Perry, Maryland
Rookie of the Year: Chris Rix, Florida State
Coach of the Year: Ralph Friedgen, Maryland

For the first time in league history, the ACC had six teams participate in bowl games as Maryland, Florida State, North Carolina, Georgia Tech, NC State and Clemson earned bowl berths ... Maryland claimed its first ACC football title since 1985, and ninth overall, finishing the regular season 10-1 overall and 7-1 in league play ... An all-time high seven ACC teams posted winning records in 2001, including four teams with eight wins or more and six with seven or more victories ... Maryland's Ralph Friedgen, the first coach in league history to win the ACC football title in his first year at a school, was also a consensus choice for National Coach of the Year ... Eleven ACC players earned All-America honors in 2001, including three first team selections ... two ACC players — Maryland's E.J. Henderson and UNC's Julius Peppers were consensus All-Americans ... Peppers became the fourth ACC player to win the Vince Lombardi Award as the nation's top college lineman and the league's first player to capture the Chuck Bednarik Award as the nation's top defensive player ... Clemson's Woodrow Dantzler became the first player in NCAA history to rush for 1,000 yards and throw for 2,000 yards in the same season ...

All-ACC Football Team

OFFENSE:	DEFENSE:
WR-Billy McMullen, UVA	DL-Julius Peppers, UNC
WR-Kelly Campbell, GT	DL-Greg Gathers, GT
TE-Mike Hart, DU	DL-Ryan Sims, UNC
T-Brett Williams, FSU	DL-Darnell Dockett, FSU
T-Nat Dorsey, GT	LB-E.J. Henderson, MD
G-Todd Wike, MD	LB-Levar Fisher, NCS
G-Michael Collins, WF	LB-Bradley Jennings, FSU
RB-Joe Burns, MD	DB-Chris Hope, FSU
RB-Bruce Perry, MD	DB-Terrence Holt, NCS
RB-Tony Jackson, MD	DB-Tony Jackson, MD
PK-Luke Manget, GT:	P-Brooks Barnard, MD

Team	AP	UPI	Conference			Overall			Hm	Rd	Nu	vsAP		
			W	L	For	Opp	W	L					For	
Maryland.....	11	10	7	1	261	173	10	2	413	266	7-0	3-1	0-1	1-2
Florida State.....	15	15	6	2	304	194	8	4	403	304	4-2	3-2	1-0	2-2
North Carolina.....	5	3	237	145	8	5	337	271	5-1	2-4	1-0	2-0	2-3	
Georgia Tech.....	24	4	246	215	8	5	405	281	3-3	3-2	2-0	2-2		
NC State.....	4	4	212	185	7	5	319	257	3-3	4-1	0-1	1-3		
Clemson.....	4	4	246	268	7	5	369	339	3-3	3-2	1-0	1-3		
Wake Forest.....	3	5	213	247	6	5	292	311	2-4	4-1	0-0	0-1		
Virginia.....	3	5	178	244	5	7	249	331	4-3	1-4	0-0	2-4		
Duke.....	0	8	164	390	0	11	212	491	0-6	0-5	0-0	0-4		

Versus Non-Conference Opponents: 23-13 (.639)

CLEMSON (AP-TEAM/OPP)

W 21-13	20/-	Central Florida
W 38-14	19/-	Wofford
L 24-26	19/-	Virginia
W(ot)47-44	/9	at Georgia Tech
W 45-37	16/-	at NC State
L 3-38	13/-	North Carolina
W 21-14	-/-	at Wake Forest
L 27-41	-/14	Florida State
L 20-37	-/13	at Maryland
L 15-20	-/22	at South Carolina
W 59-31	-/-	Duke
Humanitarian Bowl		
W 49-24	-/-	Louisiana Tech

DUKE

L 13-55	-/6	Florida State
L 13-15	-/6	at Rice
L 7-44	-/16	Northwestern
L 10-31	-/-	at Virginia
L 10-37	-/17	Georgia Tech
L 35-42	-/-	Wake Forest
L 17-59	-/12	at Maryland
L 28-42	-/-	Vanderbilt
L 31-55	-/-	NC State
L 17-52	-/-	at North Carolina
L 31-59	-/-	at Clemson

FLORIDA STATE

W 55-13	6/-	at Duke
W 29-7	6/-	UAB
L 9-41	6/-	at North Carolina
W 48-24	18/-	Wake Forest
L 27-49	14/2	Miami
W 43-7	21/-	at Virginia
W 52-31	19/10	Maryland
W 41-27	14/-	at Clemson
L 28-34	10/-	NC State
L 13-37	21/3	at Florida
W 28-17	-/-	Georgia Tech
Gator Bowl		
W 30-17	24/15	Virginia Tech

GEORGIA TECH

W 13-7	10/-	Syracuse
W 35-7	11/-	The Citadel
W 70-7	10/-	at Navy
L(ot)44-47	9/-	Clemson
W 37-10	17/-	at Duke
L(ot)17-20	15/22	Maryland
W 27-17	23/-	NC State
W 28-21	23/22	North Carolina
L 38-39	20/-	at Virginia
W 38-33	-/-	at Wake Forest
L 17-31	21/19	Georgia
L 17-28	-/-	at Florida State
Seattle Bowl		
W 24-14	-/11	Stanford

MARYLAND

W 23-7	-/-	North Carolina
W 50-3	-/-	Eastern Michigan
W 27-20	-/-	at Wake Forest
W 32-20	-/-	West Virginia
W 41-21	25/-	Virginia
W(ot)20-17	22/15	at Georgia Tech
W 59-17	12/-	Duke
L 31-52	10/19	at Florida State
W 47-14	15/-	Troy State
W 37-20	15/-	Clemson
W 23-19	10/-	at NC State
Orange Bowl		
L 23-56	6/5	Florida

NORTH CAROLINA

L 27-41	-/3	at Oklahoma
L 7-23	-/-	at Maryland
L 14-44	-/4	at Texas
W 41-9	-/6	Florida State
W 17-9	-/-	at NC State
W 24-21	-/-	East Carolina
W 30-24	-/-	Virginia
W 38-38	-/13	at Clemson
L 21-28	23/22	at Georgia Tech
L 31-32	-/-	Wake Forest
W 52-17	-/-	Duke
W 19-10	-/-	SMU
Peach Bowl		
W 16-10	-/-	Auburn

NC STATE

W 35-14	-/-	Indiana
W 26-17	-/-	at SMU
L 9-17	-/-	North Carolina
W 17-14	-/-	at Wake Forest
L 37-45	-/18	Clemson
L 17-27	-/25	at Georgia Tech
W 24-0	-/-	Virginia
W 55-31	-/-	at Duke
W 34-28	-/10	at Florida State
L 19-23	-/9	Maryland
W 27-7	-/-	Ohio
Tangerine Bowl		
L 19-34	-/-	Pittsburgh

VIRGINIA

L 17-26	-/22	at Wisconsin
W 17-16	-/-	Richmond
W 26-24	-/19	at Clemson
W 31-10	-/-	Duke
L 21-41	-/25	at Maryland
L 24-30	-/-	at North Carolina
L 7-43	-/21	Florida State
L 0-24	-/-	at NC State
L 30-34	-/-	Wake Forest
W 39-38	-/20	Georgia Tech
L 17-31	-/18	Virginia Tech
W 20-14	-/-	Penn State

WAKE FOREST

W 21-19	-/-	at East Carolina
W 20-10	-/-	Appalachian State
L 20-27	-/-	Maryland
L 24-48	-/18	at Florida State
L 14-17	-/-	NC State
W 42-35	-/-	at Duke
L 14-21	-/-	Clemson
W 34-30	-/-	at Virginia
W 32-31	-/-	at North Carolina
L 33-38	-/-	Georgia Tech
W 38-35	-/-	Northern Illinois

2002

ACC Champion: Florida State
Player of the Year: Matt Schaub, Virginia
Defensive Player of the Year: E.J. Henderson, Maryland
Rookie of the Year: T.A. McLendon, NC State
Coach of the Year: Al Groh, Virginia

In its 50th anniversary season and for the first time in league history, the ACC had seven teams participate in bowl games as Clemson, Florida State, Georgia Tech, Maryland, NC State, Virginia and Wake Forest earned bowl berths ... Florida State claimed its 10th ACC football title finishing the regular season 9-4 overall and 7-1 in league play ... For the second-straight year, seven ACC teams posted winning records, including four teams with eight wins or more and seven with seven or more victories ... Terp linebacker E.J. Henderson was ACC Defensive Player of the Year for the second-straight season ... 17 ACC players earned All-America honors in 2002, including five first team selections ... Maryland's Henderson was the recipient of the Butkus award and was the second player in league history to garner the Bednarik Award as the nation's top defensive player ... Maryland's Steve Suter tied an NCAA single-season record with four punt returns for touchdowns ... Virginia LB Darryl Blackstock set an ACC freshman record for quarterback sacks with 10 ... North Carolina DB Dexter Reid finished 2nd nationally averaging 13.8 tackles per game ... For the third straight year the ACC set an attendance record, topping the 50,000-mark for the first time in its history, averaging 50,775 fans per game ... NC State became the first team in league history with a 3,000-yard passer (Philip Rivers, 3,353 yards), a 1,000-yard rusher (T.A. McLendon, 1,101 yards) and a 1,000-yard receiver (Jericho Cotchery, 1,192 yards) ... Virginia quarterback Matt Schaub became the first Cavalier QB named ACC player of the Year since 1991 and finished 6th nationally in pass efficiency ... For the second straight year FSU tackle Brett Williams was named the winner of the ACC's Jacobs Blocking Trophy ... Georgia Tech safety Jeremy Myres was the recipient of the Jim Tatum Award as the ACC's top football student-athlete and Florida State WR Anquan Boldin was honored with the Brian Piccolo Award ... Georgia Tech PK Luke Manget set an ACC record by making 160 consecutive PATs without a miss.

All-ACC Football Team

OFFENSE:	DEFENSE:
QB-Matt Schaub, UVA	DL-Alonzo Jackson, FSU
RB-Chris Downs, MD	DL-Calvin Pace, WF
RB-T.A. McLendon, NCS	DL-Shawn Johnson, DU
WR-Jericho Cotchery, NCS	DL-Nick Eason, CU
WR-Billy McMullen, UVA	LB-E.J. Henderson, MD
TE-Sean Berton, NCS	LB-Dantonio Burnette, NCS
T-Brett Williams, FSU	LB-Angelo Crowell, UVA
T-Matt Crawford, MD	DB-Terrence Holt, NCS
G-Montrae Holland, FSU	DB-Jeremy Myres, GT
G-Blake Henry, WF	DB-Dexter Reid, UNC
C-Todd Wike, MD	DB-Domonique Foxworth, MD
PK-Nick Novak, MD	P-Brooks Barnard, MD
SP-Steve Suter, MD	

Team	AP	UPI	Conference			Overall			Hm	Rd	Nu	vsAP		
			W	L	For	Opp	W	L					For	
Florida State.....	21	23	7	1	275	142	9	5	428	301	5-1	3-3	1-1	1-3
Maryland.....	13	13	6	2	247	161	11	3	451	228	7-1	3-1	1-1	1-1
Virginia.....	22	25	6	2	220	185	9	5	402	348	6-1	2-4	1-0	4-3
NC State.....	12	11	5	3	192	127	11	3	460	238	6-1	4-2	1-0	2-0
Clemson.....	4	4	197	223	7	6	330	349	5-2	2-3	0-1	0-4		
Georgia Tech.....	4	4	148	150	7	6	280	267	4-2	3-3	0-1	1-2		
Wake Forest.....	3	5	196	198	7	6	356	327	4-2	2-4	1-0	0-3		
North Carolina.....	1	7	113	285	3	9	223	421	0-6	3-3	0-0	0-3		
Duke.....	0	8	137	254	2	10	227	353	1-5	1-5	0-0	0-2		

Versus Non-Conference Opponents: 30-17 (.638)

CLEMSON (AP-TEAM/OPP)

L 28-31	-/8	at Georgia
W 33-13	-/-	Louisiana Tech
W 24-19	-/-	Georgia Tech
W 30-7	-/-	Ball State
L 31-48	-/11	at Florida State
L 17-22	-/-	at Virginia
W 31-23	-/-	Wake Forest
L 6-38	-/12	NC State
W 34-31	-/-	at Duke
W 42-12	-/-	at North Carolina
L 12-30	-/19	Maryland
W 27-20	-/-	South Carolina
Tangerine Bowl		
L 15-55	-/-	Texas Tech

DUKE

W 23-16	-/-	East Carolina
L 3-40	-/-	Louisville
L 21-26	-/-	at Northwestern
L 17-48	-/5	at Florida State
W 43-17	-/-	at Navy
L 22-27	-/-	Virginia
L 10-36	-/-	at Wake Forest
L 22-24	-/13	at NC State
L 12-45	-/-	Maryland
L 31-34	-/-	Clemson
L 2-17	-/-	at Georgia Tech
L 21-23	-/-	North Carolina

FLORIDA STATE

W 38-31	3/-	Iowa St.
W 40-19	5/-	Virginia
W 37-10	5/-	at Maryland
W 48-17	5/-	Duke
L 20-26	4/-	at Louisville
W 48-31	11/-	Clemson
L 27-28	9/1	at Miami
L 24-34	11/6	Notre Dame
W 34-21	18/-	at Wake Forest
W 21-13	17/-	at Georgia Tech
W 40-14	15/-	North Carolina
L 7-17	14/-	at NC State
W 31-14	23/14	Florida
Sugar Bowl		
L 13-26	16/4	Georgia

GEORGIA TECH

W 45-3	-/-	Vanderbilt
W 31-14	-/-	at Connecticut
L 19-24	-/-	at Clemson
W 28-19	-/-	BYU
W 21-13	-/-	at North Carolina
L 21-24	-/-	Wake Forest
L 10-34	15/20	at Maryland
W 23-15	-/-	Virginia
W 24-17	-/10	at NC State
L 13-21	-/17	Florida State
W 17-2	-/-	Duke
L 7-51	-/5	at Georgia
Silicon Valley Bowl		
L 21-30	-/-	Fresno State

MARYLAND

L 0-22	21/-	Notre Dame
W 44-14	-/-	Akron
L 10-37	-/5	Florida State
W 45-3	-/-	Eastern Michigan
W 37-8	-/-	Wofford
W 48-17	-/-	at West Virginia
W 34-10	20/15	Georgia Tech
W 45-12	-/-	at Duke
W 59-7	-/-	at North Carolina
W 24-21	-/14	NC State
W 30-12	19/-	at Clemson
L 13-48	18/-	at Virginia
W 32-14	25/-	Wake Forest
Peach Bowl		
W 30-3	20/-	Tennessee

NORTH CAROLINA

L 21-27	-/-	Miami (Ohio)
W 30-22	-/-	at Syracuse
L 21-52	-/3	Texas
L 13-21	-/-	Georgia Tech
W 38-35	-/-	at Arizona State
L 17-34	-/14	NC State
L 27-37	-/-	at Virginia
L 0-31	-/-	at Wake Forest
L 7-59	-/-	Maryland
L 12-42	-/-	Clemson
L 14-40	-/15	at Florida State
W 23-21	-/-	at Duke

NC STATE

W 34-10	-/-	New Mexico
W 34-0	25/-	E. Tennessee St.
W 65-19	21/-	at Navy
W 32-13	19/-	Wake Forest
W 51-48	17/-	

2003

ACC Champion: Florida State
Player of the Year: Philip Rivers, NC State
Defensive Player of the Year: Darnell Dockett, Florida State
Rookie of the Year: Reggie Ball, Georgia Tech
Coach of the Year: Tommy Bowden, Clemson

For the third straight season, the ACC had six teams take part in bowl games as Clemson, Florida State, Georgia Tech, Maryland, NC State and Virginia compiled a 5-1 mark leaving the ACC as the only conference to have a winning bowl record in each of the past three seasons ... Florida State claimed its 11th ACC football title finishing the regular season 10-3 overall and 7-1 in league play ... For the first time ever, the ACC surpassed 3,000,000 in total attendance in 2003 and for the fourth-straight year, the league set a new per game average record averaging 51,842 per contest ... 11 ACC players earned All-America honors, six freshmen were named All-Americans including five first-team selections ... Florida State's Bobby Bowden became the NCAA Division I-A all-time winningest coach in 2003 surpassing Joe Paterno on the all-time wins list with 342 victories ... Virginia guard Elton Brown was named the recipient of the ACC Jacobs Blocking Trophy ... Duke tailback Chris Douglas was named the winner of the 2003

All-ACC Football Team

OFFENSE:	DEFENSE:
QB-Philip Rivers, NCS	DL-Darnell Dockett, FSU
RB-Chris Douglas, DU	DL-Eric Henderson, GT
RB-P.J. Daniels, GT	DL-Randy Starks, MD
WR-Jerricho Cotchery, NCS	DL-Matt Zielinski, DU
WR-Craphonso Thorpe, FSU	LB-Keaton Fox, GT
TE-Heath Miller, UVA	LB-Michael Boulware, FSU
T-Alex Barron, FSU	LB-Leroy Hill, CU
T-Sean Locklear, NCS	DB-James Butler, GT
G-Stanford Samuels, FSU	DB-Stanford Samuels, FSU
G-Tyson Clabo, WF	DB-Eric King, WF
G-Hugh Reilly, GT	DB-Andre Maddox, NCS
PK-Nick Novak, MD	P-Ryan Plackemeier, WF
SP-Steve Suter, MD	

Jim Tatum Award as the league's top football senior student-athlete ... Virginia offensive lineman Kevin Bailey won the Brian Piccolo Award ... NC State's Philip Rivers finished his career first in passing efficiency and completion percentage in both the ACC and NCAA, while also finishing first in the conference in total offense, TD passes and yards per attempt ... Rivers set ACC single-season marks in total offense (4,600), total offense per game (353.8), TDR (37), pass completions (348), passing yards (4,491), TD passes (34) ... North Carolina's Michael Waddell led the nation in kickoff returns, averaging 31.7 on 15 returns including one for a TD ... Virginia's Heath Miller set an ACC record for most pass receptions by a tight end with 70 catches.

Team	Conference					Overall					vsAP	
	AP	UPI	W	L	For Opp	W	L	For Opp	Hm	Rd		Nu
Florida State.....	11	10	7	1	269 138	10	3	419 219	5-1	5-1	0-1	1-2
Maryland.....	17	20	6	2	220 159	10	3	406 206	6-0	3-3	1-0	1-1
Clemson.....	22	22	5	3	212 168	9	4	367 250	6-1	2-3	1-0	0-1
NC State.....	4	4	256 250	8	5	489 385	6-1	1-4	1-0	0-2	3-2	
Virginia.....	4	4	187 164	8	5	364 265	5-1	2-4	1-0	1-1	1-1	
Georgia Tech.....	4	4	151 178	7	6	274 266	4-2	2-4	1-0	1-2	1-2	
Wake Forest.....	3	5	242 236	5	7	335 357	3-4	2-3	0-0	1-1	1-1	
Duke.....	2	6	139 265	4	8	210 343	3-4	1-4	0-0	0-3	0-3	
North Carolina.....	1	7	184 322	2	10	317 459	1-5	1-5	0-0	0-1	0-1	
Versus Non-Conference Opponents: 27-15 (.643)												

CLEMSON (AP-TEAM/OPP)

L 0-30	--/11 Georgia
W 28-17	--/3 Furman
W 37-14	--/1 Mid. Tenn. State
W 39-3	--/1 at Georgia Tech
L 7-21	--/1 at Maryland
W(ot)30-27	--/25 Virginia
L 15-17	--/1 at NC State
W 36-28	--/1 North Carolina
L 17-45	--/1 at Wake Forest
W 26-10	--/3 Florida State
W 40-7	--/1 Duke
W 63-17	--/1 at South Carolina
Peach Bowl		
W 27-14	--/6 Tennessee

DUKE

L 0-27	--/18 at Virginia
W 29-3	--/1 Western Carolina
W(ot)27-24	--/1 Rice
L 10-28	--/1 Northwestern
L 7-56	--/6 Florida State
L 20-33	--/1 at Maryland
L 13-42	--/1 Wake Forest
L 21-28	--/1 NC State
L 6-23	--/19 at Tennessee
W 41-17	--/1 Georgia Tech
L 7-40	--/1 at Clemson
W 30-22	--/1 at North Carolina

FLORIDA STATE

W 37-0	13/1 at North Carolina
W 35-10	11/1 Maryland
W 14-13	10/1 Georgia Tech
W 47-7	10/1 Colorado
W 56-7	6/1 at Duke
L 14-22	5/2 Miami
W 19-14	7/1 at Virginia
W 48-24	6/1 Wake Forest
W 37-0	5/1 at Notre Dame
L 10-26	3/1 at Clemson
W(ot)50-44	13/1 NC State
W 38-34	9/11 at Florida
Orange Bowl		
L 14-16	9/10 Miami

GEORGIA TECH

L 13-24	--/1 at BYU
W 17-3	--/17 Auburn
L 13-14	--/10 at Florida State
L 3-39	--/1 Clemson
W(ot)24-17	--/1 at Vanderbilt
W 29-21	--/1 NC State
W 24-7	--/1 at Wake Forest
L 17-41	--/1 Maryland
L 17-41	--/1 at Duke
W 41-24	--/1 North Carolina
L 17-29	--/1 at Virginia
L 17-34	--/5 at Georgia
Humanitarian Bowl		
W 52-10	--/1 Tulsa

MARYLAND

L(ot)13-20	15/1 at Northern Illinois
L 10-35	--/11 at Florida State
W 61-0	--/1 The Citadel
W 34-7	--/1 West Virginia
W 37-13	--/1 at Eastern Michigan
W 21-7	--/1 Clemson
W 33-20	--/1 Duke
L 3-7	--/1 at Georgia Tech
W 59-21	--/1 North Carolina
W 27-17	--/1 Virginia
W 26-24	--/1 at NC State
W 41-28	--/1 at Wake Forest
Gator Bowl		
W 41-7	23/20 West Virginia

NORTH CAROLINA

L 0-37	--/13 Florida State
L(ot)47-49	--/1 Syracuse
L 27-38	--/1 at Wisconsin
L 34-47	--/1 at NC State
L 13-38	--/1 Virginia
W 28-17	--/1 at East Carolina
L 31-33	--/1 Arizona State
L 28-36	--/1 at Clemson
L 21-59	--/1 at Maryland
W 42-34	--/1 Wake Forest
L 24-41	--/1 at Georgia Tech
L 22-30	--/1 Duke

NC STATE

W 59-20	16/1 Western Carolina
L 24-38	14/1 at Wake Forest
L(ot)38-44	24/3 at Ohio State
W 49-21	--/1 Texas Tech
W 47-34	--/1 North Carolina
L 21-29	--/1 at Georgia Tech
W 31-24	--/1 Connecticut
W 17-15	--/1 Clemson
W 28-21	--/1 at Duke
W 51-37	--/1 Virginia
L(ot)44-50	--/13 at Florida State
L 24-26	--/1 Maryland
Tangerine Bowl		
W 56-26	--/1 Kansas

VIRGINIA

W 27-0	18/1 Duke
L 7-31	15/1 at South Carolina
W 59-16	--/1 at Western Michigan
W 27-24	--/1 Wake Forest
W 38-13	--/1 at North Carolina
L 27-30	25/1 at Clemson
L 14-19	--/7 Florida State
W 24-0	--/1 Troy State
L 37-51	--/1 at NC State
L 17-27	--/1 at Maryland
W 29-17	--/1 Georgia Tech
W 35-21	--/21 Virginia Tech
Continental Tire Bowl		
W 23-16	--/1 Pittsburgh

WAKE FOREST

W 32-28	--/1 at Boston College
W 38-24	--/14 NC State
L 10-16	20/1 Purdue
W 34-16	--/1 East Carolina
L 24-27	--/1 at Virginia
L 7-24	--/1 Georgia Tech
W 42-13	--/1 at Duke
L 24-48	--/6 at Florida State
W 45-17	--/1 Clemson
L 34-42	--/1 at North Carolina
L 17-51	--/1 Connecticut
L 28-41	--/1 Maryland

2004

ACC Champion: Virginia Tech
Player of the Year: Bryan Randall, Virginia Tech
Defensive Player of the Year: Leroy Hill, Clemson
Rookie of the Year: Calvin Johnson, Georgia Tech
Coach of the Year: Frank Beamer, Virginia Tech

Virginia Tech captured the 2004 conference title in its inaugural season in the ACC, finishing with a 7-1 league mark and 10-3 overall ... The Hokies became the third different team to claim the league crown in the last four years ... For the fourth-straight year, the ACC had at least six teams take part in post-season play and for the second-straight year, the ACC was the top-ranked conference in the final Sagarin Computer poll ... Four ACC teams — Virginia Tech, Miami, Florida State and Virginia — ranked in the final AP and Coaches' polls ... 14 ACC Players earned All-America honors including ten first-team selections ... Virginia tight end Heath Miller, Miami defensive back Antrel Rolle, Florida State offensive tackle Alex Barron and Virginia guard Elton Brown were named consensus All-Americans ... For the first time in ACC history, league schools surpassed the 3.5 million mark in total attendance in 2004

All-ACC Football Team

OFFENSE:	DEFENSE:
QB-Bryan Randall, VT	DL-Darryl Tapp, VT
RB-Alvin Pearman, UVA	DL-Shawne Merriman, MD
RB-Chris Barclay, WF	DL-Travis Johnson, FSU
WR-Airese Currie, CU	DL-Mario Williams, NCS
WR-Calvin Johnson, GT	LB-D'Qwell Jackson, MD
TE-Heath Miller, UVA	LB-Leroy Hill, CU
T-Alex Barron, FSU	LB-Ahmad Brooks, UVA
T-D'Brickshaw Ferguson, UVA	DB-Antrel Rolle, UM
G-Elton Brown, UVA	DB-Jimmy Williams, VT
G-C.J. Brooks, MD	DB-James Butler, GT
C-Jason Brown, UNC	DB-Antonio Cromartie, FSU
PK-Brandon Pace, VT	P-Devin Hester, UM:

and for the fifth-straight year, the league set new single season records in attendance ... Maryland's Nick Novak and Steve Suter finished their careers as the league's all-time leading scorer (393 pts) and punt return yards leader (1,271), respectively ... Brown was named the winner of the ACC's Jacobs Blocking Trophy ... Novak captured the Jim Tatum Award as the league's top senior student-athlete ... Miami running back Frank Gore was named the winner of the Brian Piccolo Award ... NC State led the nation in total defense, allowing only 221.4 yards per game ... Clemson's Justin Miller led the nation in kickoff returns, averaging 33.0 on 20 returns, returning 2 for touchdowns.

Team	Conference					Overall					vsAP	
	AP	UPI	W	L	For Opp	W	L	For Opp	Hm	Rd		Nu
Virginia Tech.....	10	10	7	1	230 114	10	3	400 167	6-1	4-0	0-2	3-2
Florida State.....	15	14	6	2	208 111	9	3	302 169	5-1	3-2	1-0	1-1
Miami.....	11	11	5	3	226 143	9	3	380 204	4-2	4-1	1-0	4-1
Virginia.....	23	23	5	3	203 151	8	4	363 212	5-1	3-2	0-1	0-4
North Carolina.....	5	3	230 227	6	6	214 382	4-2	2-3	0-1	1-5	1-5	
Georgia Tech.....	4	4	142 177	7	5	264 227	3-3	3-2	1-0	2-4	2-4	
Clemson.....	4	4	166 189	6	5	236 229	5-1	1-4	0-0	1-2	1-2	
Maryland.....	3	5	111 159	5	6	195 220	4-2	1-4	0-0	1-3	1-3	
NC State.....	3	5	156 182	5	6	264 218	2-4	2-2	1-0	0-3	0-3	
Wake Forest.....	1	7	140 219	4	7	230 253	3-3	1-4	0-0	0-3	0-3	
Duke.....	1	7	123 263	2	9	183 322	2-3	0-6	0-0	0-3	0-3	
Versus Non-Conference Opponents: 26-13 (.667)												

CLEMSON (AP-TEAM/OPP)

W(ot)37-30	15/1 Wake Forest
L 24-28	20/1 Georgia Tech
L 6-27	--/1 at Texas A&M
L 22-41	--/8 at Florida State
L 10-30	--/10 Virginia
W 35-6	--/1 Utah State
W 10-7	--/1 Maryland
W 26-20	--/1 NC State
W(ot)24-17	--/11 Miami
L 13-16	--/1 at Duke
W 29-7	--/1 South Carolina

DUKE

L 12-27	--/1 at Navy
L 20-22	--/1 at Connecticut
L 17-41	--/1 at Virginia Tech
L 21-55	--/23 Maryland
W 28-10	--/1 The Citadel
L 7-24	--/1 at Georgia Tech
L 16-37	--/14 Virginia
L 22-24	--/1 at Wake Forest
L 7-29	--/13 at Florida State
W 16-13	--/1 Clemson
L 17-40	--/1 North Carolina

FLORIDA STATE

L(ot)10-16	4/5 at Miami
W 34-7	8/1 UAB
W 41-22	8/1 Clemson
W 39-16	9/1 North Carolina
W 17-13	8/1 at Syracuse
W 36-3	7/6 Wake Forest
W 20-17	5/1 at Wake Forest
L 17-20	5/1 at Maryland
W 29-7	13/1 Duke
W 17-10	11/1 at NC State
L 13-20	10/1 Florida
Gator Bowl		
W 30-18	17/1 West Virginia

GEORGIA TECH

W 28-7	--/1 Samford
W 28-24	--/1 at Clemson
L 13-34	--/1 at North Carolina
L 3-27	--/4 Miami
W 20-7	--/23 at Maryland
W 24-7	--/1 Duke
L 20-34	--/22 Virginia Tech
W 24-14	--/1 at NC State
W 30-10	--/1 Connecticut
L 10-30	--/18 at Virginia
L 13-19	--/7</	

2005

ACC Champion: Florida State
Player of the Year: Chris Barclay, Wake Forest
Defensive Player of the Year: D'Qwell Jackson, Maryland
Rookie of the Year: James Davis, Clemson
Coach of the Year: Frank Beamer, Virginia Tech

Florida State claimed its 12th ACC title in 14 years with a 27-22 victory over Virginia Tech in the inaugural Dr Pepper ACC Championship Game, played in Jacksonville, Florida ... A league-record eight teams earned bowl bids in 2005 ... the ACC was 13-9 (.591) against BCS conference opponents with seven teams recording BCS wins during the season ... Virginia Tech headed up a group of five ACC teams ranked in both the final AP and Coaches' polls ... The 12 league teams drew a league-record 3,835,260 over 73 games, including 72,749 in the ACC title game ... For the 13th consecutive year Florida State led the ACC in attendance, averaging 62,724 fans per game ... An all-time high 14 ACC players earned first-team All-America recognition in 2005 while two others garnered second-team honors ... Wake Forest punter Ryan Plackemeier, Virginia Tech defensive back Jimmy Williams and Clemson defensive back Tye Hill were consensus All-America picks with Plackemeier and Williams being unanimous selections ... Miami offensive tackle Eric Winston was named the winner of the ACC's Jacobs Blocking Trophy ... Duke linebacker Brendan Dewan and Florida State center David Castillo were co-recipients of the Jim Tatum Award ... Virginia safety Ryan Best was the recipient of the Brian Piccolo Award.

All-ACC Football Team

OFFENSE:	DEFENSE:
QB-Marcus Vick, VT	DL-Mathias Kiwanuka, BC
RB-Charis Barclay, WF	DL-Darryl Tapp, VT
RB-Tyone Moss, UM	DL-Mario Williams, NCS
WR-Calvin Johnson, GT	DL-Manny Lawson, NCS
WR-Chansi Stuckey, CU	LB-D'Qwell Jackson, MD
TE-Vernon Davis, MD	LB-Stephen Tulloch, NCS
T-Eric Winston, UM	LB-Kai Parham, UVA
T-D'Brickshaw Ferguson, UVA	DB-Jimmy Williams, VT
G-Jason Murphy, VT	DB-Kelly Jennings, UM
G-Kyle Ralph, UNC	DB-Tye Hill, CU
C-Will Montgomery, VT	DB-John Talley, DU
PK-Connor Hughes, UVA	P-Ryan Plackemeier, WF
	SP-Devin Hester, UM

Atlantic	AP	USA	W	Conference				Overall				vs. Div				
				L	For	Opp	Hm	Rd	W	L	For		Opp	Hm	Rd	Neu
Florida State	23	23	5	3	219	180	3-1	2-2	8	5	376	286	5-1	2-3	1-1	3-2
Boston College	18	17	5	3	181	160	3-1	2-2	9	3	310	191	5-1	4-2	0-0	4-1
Clemson	21	21	4	4	222	161	2-2	2-2	8	4	316	211	4-2	3-2	1-0	3-2
NC State	3	5	136	182	1-3	2-2	7	5	249	212	4-3	2-2	1-0	2-3	2-3	
Maryland	3	5	190	217	1-3	2-2	5	6	270	275	1-4	3-2	1-0	1-4	0-0	
Wake Forest	3	5	202	227	2-2	1-3	4	7	269	316	3-3	1-4	0-0	2-3	0-5	

Coastal	AP	USA	W	Conference				Overall				vs. Div				
				L	For	Opp	Hm	Rd	W	L	For		Opp	Hm	Rd	Neu
Virginia Tech	7	7	7	1	263	86	3-1	4-0	11	2	440	168	5-1	5-0	1-1	4-1
Miami	17	18	6	2	238	118	3-1	3-1	9	3	325	171	6-1	3-1	0-1	4-1
Georgia Tech	5	3	154	162	3-1	2-2	7	5	222	241	4-2	3-2	0-1	3-2	0-0	
North Carolina	4	4	148	188	3-1	1-3	5	6	198	288	4-2	1-4	0-0	2-3	0-0	
Virginia	3	5	177	202	3-1	0-4	7	5	320	279	5-1	1-4	1-0	2-3	0-0	
Duke	0	8	95	342	0-4	0-4	1	10	177	408	1-5	0-5	0-0	0-5	0-0	

Versus Non-Conference Opponents: 32-12 (.727); Divisional Play: Coastal 10, Atlantic 9

BOSTON COLLEGE (AP-TEAM/OPP)

W 20-3	22/-	at BYU
W 44-7	19/-	Army
L 17-28	17/8	Florida State
W(ot) 16-13	-/-	at Clemson
W 38-0	19/-	Baylor State
W 28-17	21/-	Virginia
W 35-30	14/-	Wake Forest
L 10-30	13/3	at Virginia Tech
L 14-16	19/-	at North Carolina
W 30-10	-/-	NC State
W 31-16	23/-	at Maryland
MPC Computers Bowl	-/-	-/-
W 27-21	19/-	Boise State

CLEMSON

W 25-24	-/17	Texas A&M
W 28-24	25/-	at Maryland
L(ot) 30-36	20/13	Miami
L(ot) 13-16	-/-	Boston College
L 27-31	-/-	at Wake Forest
W 31-10	45/-	at NC State
W 37-7	-/-	Temple
L 9-10	-/-	at Georgia Tech
W 49-20	-/-	Duke
W 35-14	-/17	Florida State
W 13-9	-/19	at South Carolina
Champs Sports Bowl	-/-	-/-
W 19-10	23/-	Colorado

DUKE

L 21-24	-/-	at East Carolina
L 0-45	-/7	Virginia Tech
W 40-14	-/-	Virginia Tech
L 7-38	-/23	at Virginia
L 21-28	-/9	at Navy
L 7-52	-/9	at Miami
L 10-35	-/9	at Georgia Tech
L 24-55	-/11	Florida State
L 6-44	-/-	Wake Forest
L 20-49	-/-	at Clemson
L 21-24	-/-	at North Carolina

FLORIDA STATE

W 10-7	14/9	Miami
W 62-10	11/-	The Citadel
W 28-17	8/17	at Boston College
W 38-14	6/-	Syracuse
W 41-24	4/-	Wake Forest
L 21-26	4/-	at Virginia
L 55-24	11/-	at Duke
W 35-27	10/-	at Maryland
L 15-20	9/-	NC State
L 14-35	17/-	at Clemson
L 7-34	23/19	at Florida
Dr Pepper ACC Championship	-/-	Virginia Tech
W 27-22	-/5	Virginia Tech
FedEx Orange Bowl	-/-	-/-
L(ot) 23-26	22/3	Penn State

GEORGIA TECH

W 23-14	-/16	at Auburn
W 27-21	-/17	North Carolina
W 28-13	16/-	Connecticut
L 7-51	15/-	at Virginia Tech
L 14-17	24/-	NC State
W 35-10	-/-	at Duke
W 10-9	-/-	Clemson
W 30-17	-/-	Wake Forest
L 17-27	24/-	at Virginia
W 14-10	-/3	at Miami
L 7-14	20/33	Georgia
Emerald Bowl	-/-	-/-
L 10-38	24/-	Utah

MARYLAND

W 23-20	-/-	Navy
L 24-28	-/25	Clemson
L 19-31	-/-	West Virginia
W 22-12	-/-	at Wake Forest
W 45-9	-/19	Virginia
W 38-7	-/-	at Temple
L 9-28	-/-	Virginia Tech
L 27-35	-/10	at Florida State
W(ot) 33-30	-/-	at North Carolina
L 16-31	-/23	Boston College
L 14-20	-/-	at NC State

MIAMI

L 7-10	9/14	at Florida State
W(ot) 36-30	13/20	at Clemson
W 23-3	12/20	Colorado
W 27-9	9/-	South Florida
W 52-7	9/-	Duke
W 34-3	7/-	at Temple
W 34-6	5/-	at North Carolina
W 27-7	6/3	at Virginia Tech
W 47-17	3/-	at Wake Forest
L 10-14	3/-	Georgia Tech
W 25-17	10/-	Virginia
Chick-fil-A Peach Bowl	-/-	-/-
L 3-40	9/10	LSU

NORTH CAROLINA

L 21-27	-/17	at Georgia Tech
L 5-14	-/-	Wisconsin
W 31-24	-/-	at NC State
W 31-17	-/-	Utah
L 14-69	-/23	at Louisville
W 7-5	-/23	at Virginia
L 16-34	-/6	at Miami
W 16-14	-/19	Boston College
L(ot) 30-33	-/-	Maryland
W 24-21	-/-	Duke
L 3-30	-/5	at Virginia Tech

NC STATE

W 16-20	-/8	Virginia Tech
L 5-10	-/-	Eastern Kentucky
L 24-31	-/-	North Carolina
W 17-14	-/24	at Georgia Tech
L 10-31	-/-	Clemson
L 19-27	-/-	at Wake Forest
W 21-17	-/-	So. Mississippi
W 20-15	-/9	at Florida State
L 10-30	-/-	at Boston College
W 24-3	-/-	Middle Tenn. State
W 20-14	-/-	Maryland
Meineke Car Care Bowl	-/-	-/-
W 25-24	23/-	South Florida

VIRGINIA

W 31-19	25/-	Western Michigan
W 27-24	25/-	at Syracuse
W 38-7	23/-	Duke
L 33-45	19/-	at Maryland
L 17-28	-/18	at Boston College
W 5-7	23/-	Florida State
W 5-7	23/-	at North Carolina
W 51-3	-/-	Temple
W 27-17	-/24	Georgia Tech
L 14-52	-/17	Virginia Tech
L 17-25	-/10	at Miami
Music City Bowl	-/-	-/-
W 34-31	-/-	Minnesota

VIRGINIA TECH

W 20-16	8/-	at NC State
W 45-0	7/-	at Duke
W 45-0	4/-	Ohio
W 51-7	4/15	Georgia Tech
W 34-17	3/-	at West Virginia
W 41-14	3/-	Marshall
W 28-9	3/-	at Maryland
W 30-10	3/13	Boston College
L 7-27	3/-	Miami
W 52-14	7/-	at Virginia
W 30-3	5/-	North Carolina
Dr Pepper ACC Championship	-/-	Florida State
W 35-24	12/15	Louisville

WAKE FOREST

L 20-24	-/-	Vanderbilt
L 3-31	-/-	at Nebraska
W 44-34	-/-	East Carolina
L 12-22	-/-	Maryland
W 31-27	-/-	Clemson
L 24-41	-/-	at Florida State
L 30-35	-/14	at Boston College
W 27-19	-/-	NC State
W 44-6	-/-	at Duke
L 17-30	-/-	at Georgia Tech
L 17-47	-/3	Miami

2006

ACC Champion: Wake Forest
Player of the Year: Calvin Johnson, Georgia Tech
Defensive Player of the Year: Gaines Adams, Clemson
Rookie of the Year: Riley Skinner, Wake Forest
Coach of the Year: Jim Grobe, Wake Forest

Wake Forest claimed its 2nd ACC title and first in 36 years with a 9-6 victory over Georgia Tech in the second ACC Championship game, played in Jacksonville, Florida ... For the first time ever the ACC surpassed the four million mark in total attendance, with league teams drawing 4,485,625 fans over 85 dates ... For the second straight year, eight ACC teams earned bowl berths with the league posting a 4-4 mark in bowl competition ... Wake Forest head coach Jim Grobe was named national coach of the year by the Associated Press, the AFCA, The Bobby Dodd Foundation and *The Sporting News* ... Eight ACC players earned first-team All-America honors in Georgia Tech's Calvin Johnson, Clemson's Gaines Adams, Wake Forest's Steve Vallos and Sam Swank, Boston College's Josh Beekman, FSU's Buster Davis, Virginia Tech's Vince Hall and Duke's John Talley ... Maryland defensive back Josh Wilson was named the winner of the ACC's Jim Tatum as the top senior scholar-athlete ... Boston College's Josh Beekman, who split time between guard and center, earned the ACC's Jacobs Blocking Trophy and Miami defensive back Glenn Sharp captured the Brian Piccolo Award ... PK Sam Swank set an ACC single-season record with five field goals of 50 yards or longer ... Virginia Tech led the nation in total defense for the second straight year ... Florida State's Bobby Bowden ended the year with 366 wins, the most in college football history.

All-ACC Football Team

OFFENSE:	DEFENSE:
QB-Matt Ryan, BC	DE-Gaines Adams, CU
RB James Davis, CU	DE-Galais Campbell, UM
RB-Brandon Ore, VT	DT-Joe Anoa'i, GT
WR-Calvin Johnson, GT	DT-DeMarcus Tyler, NCS
WR-Chansi Stuckey, CU	LB-Vince Hall, VT
TE-Greg Olsen, UM	LB-Buster Davis, FSU
T-Steve Vallos, WF	LB-Jon Abbate, WF
T-Barry Richardson, CU	DB-Brandon Flowers, VT
G-Josh Beekman, BC	DB-John Talley, Duke
G-Nathan Bennett, CU	S-Josh Gattis, WF
C-Steve Justice, WF	S-Jamal Lewis, GT
PK-Sam Swank, WF	P-Durant Brooks, GT
	SP-Darrell Blackmon, NCS

Atlantic	AP	USA	W	Conference				Overall				vs. Div				
				L	For	Opp	Hm	Rd	W	L	For		Opp	Hm	Rd	Neu
Wake Forest	18	17	6	2	175	155	2-2	4-0	11	3	302	215	4-2	6-0	1-1	4-1
Boston College	20	20	5	3	189	133	4-0	1-3	10	3	338	204	7-0	2-3	1-0	3-2
Maryland	5	3	171	198	3-1	2-2	9	4	284	284	6-1	2-3	1-0	3-2	0-0	
Clemson	5	3	209	136	3-1	2-2	8	5	425	210	5-2	2-2	1-1	3-2	0-0	
Florida State*	3	5	180	166	1-3	2-2	7	6	345	258	4-4	2-2	1-0	2-3	0-0	
NC State	2	6	137	174	2-2	0-4	3	9	210	262	3-4	0-5	0-0	0-5	0-0	

Coastal	AP	USA	W	Conference				Overall				vs. Div				
				L	For	Opp	Hm	Rd	W	L	For		Opp	Hm	Rd	Neu
Georgia Tech	7	1	213	155	4-0	3-1	9	5	349	257	6-1	3-2	0-2	5-0	0-0	
Virginia Tech	19	18	6	2	186	93	3-1	3-1	10	3	336	143	7-1	3-1	0-1	4-1
Virginia	4	4	124	116	3-1	1-										

2007

ACC Champion: Virginia Tech
Player of the Year: Matt Ryan, Boston College
Defensive Player of the Year: Chris Long, Virginia
Rookie of the Year: Josh Adams, Wake Forest
Coach of the Year: Al Groh, Virginia

Virginia Tech claimed its second ACC title since entering the league in 2004 with a 30-16 win over No. 12 Boston College in the third annual ACC Championship football game in Jacksonville, Florida ... The ACC ended the season with two teams ranked in the AP top 10 for the first time since 1998 ... Eight ACC teams advanced to play in bowl games, tying the league record set in both 2005 and 2006 ... League attendance continued to improve in 2007, as the conference enjoyed an average per-game attendance of 53,733, its second highest mark ever ... Three ACC players earned five national awards, including Boston College senior Matt Ryan, who earned the John Unitas Award, given to the nation's top senior quarterback, and the Manning Award ... Virginia's Chris Long was awarded the Ted Hendricks Award as the nation's top defensive end, and the Washington Touchdown Club's National Defensive Player of the Year Award, while Georgia Tech's Durant Brooks captured the Ray Guy Award as the nation's top punter ... Thirty-seven league players earned some kind of All-America honors, with 10 earning first-team recognition.

All-ACC Football Team

OFFENSE:
 QB-Matt Ryan, BC
 RB-Tashard Game, GT
 RB-James Davis, CU
 WR-Aaron Kelly, CU
 WR-Kenneth Moore, WF
 TE-Ryan Purvis, BC
 T-Barry Richardson, CU
 T-Andrew Gardner, GT
 G-Branden Albert, UVA
 G-Chris McDuffie, CU
 C-Steve Justice, WF
 PK-Travis Bell, GT

DEFENSE:
 DL-Chris Long, UVA
 DL-Chris Ellis, VT
 DL-Vance Walker, GT
 DL-Dre Moore, MD
 LB-Erin Henderson, MD
 LB-Xavier Adibi, VT
 LB-Geno Hayes, FSU
 DB-Alphonso Smith, WF
 DB-Victor Harris, VT
 DB-Jamie Silva, BC
 DB-Kenny Phillips, UM
 P-Durant Brooks, GT
 SP-Eddie Royal, VT

Atlantic	AP	USA	W	Conference					Overall					vs. Div		
				L	For	Opp	Hm	Rd	W	L	For	Opp	Hm		Rd	Neu
Boston College	10	11	6	2	213	165	3-1	3-1	11	3	396	285	6-1	4-1	1-1	3-2
Clemson	21	22	5	3	230	149	2-2	3-1	9	4	430	243	5-2	4-1	0-1	4-1
Wake Forest	5	235	208	4-0	1-3	9	4	362	289	5-1	3-3	1-0	1-0	3-2		
Florida State*	4	192	174	3-1	1-3	7	6	303	298	4-1	2-4	1-1	3-2			
Maryland	3	194	180	2-2	1-3	6	7	313	280	3-3	3-3	0-1	2-3			
NC State	3	154	248	2-2	1-3	5	7	249	339	3-4	2-3	0-0	0-5			

*Florida State vacated all wins during the 2007 season due to NCAA sanctions.

Coastal	AP	USA	W	Conference					Overall					vs. Div		
				L	For	Opp	Hm	Rd	W	L	For	Opp	Hm		Rd	Neu
Virginia Tech	9	9	7	1	255	120	3-1	4-0	11	3	402	225	6-1	4-1	1-1	5-0
Virginia	6	202	151	3-1	3-1	9	4	317	356	5-1	4-2	0-1	4-1			
Georgia Tech	4	160	173	2-2	2-2	7	6	341	271	4-3	3-2	0-1	3-2			
North Carolina	3	161	188	3-1	0-4	4	8	254	294	4-2	0-6	0-0	2-3			
Miami	2	146	232	1-3	1-3	5	7	247	312	4-3	1-4	0-0	1-4			
Duke	0	131	265	0-4	0-4	1	11	215	406	0-6	1-5	0-0	0-5			

Versus Non-Conference Opponents: 35-21 (.625); Divisional Play: Atlantic 11, Coastal 8

**Florida State vacated seven wins, including four ACC wins, during the 2007 season due to NCAA sanctions.

BOSTON COLLEGE (AP-TEAM/OPP)

W 38-28 Wake Forest
 W 37-17 NC State
 W 24-10 at Georgia Tech
 W 37-17 Army
 W 24-14 Massachusetts
 W 55-24 Bowling Green
 W 27-14 at Notre Dame
 W 14-10 at Virginia Tech
 W 17-27 Florida State
 W 35-42 at Maryland
 W 20-17 at Clemson
 W 28-14 Miami
 Dr Pepper ACC Championship
 L 16-30 Virginia Tech
 Champs Sports Bowl
 W 24-21 Michigan State

GEORGIA TECH

W 33-3 at Notre Dame
 W 69-14 21/1 Samford
 L 10-24 15/21 Boston College
 W 23-28 at Virginia
 W 16-24 Clemson
 L 26-28 at Maryland
 W 17-14 at Miami
 W 34-10 Army
 L 3-27 11/1 Virginia Tech
 W 41-24 at Wake Forest
 W 27-23 North Carolina
 W 17-31 Georgia
 Rody's Humanitarian Bowl
 L 28-40 Fresno State

NC STATE

L 23-25 Central Florida
 W 17-37 at Boston College
 W 38-17 Wake Forest
 W 44-42 15/15 Clemson
 W 10-29 Louisville
 W 10-27 at Florida State
 W 34-20 at East Carolina
 W 29-24 21/1 Virginia
 W(ot) 19-16 at Miami
 W 31-27 North Carolina
 W 18-38 at Wake Forest
 L 0-37 Maryland

VIRGINIA

L 3-23 at Wyoming
 W 24-13 Duke
 W 22-20 at North Carolina
 W 28-23 Georgia Tech
 W 44-44 at Wake Forest
 W 23-21 at Middle Tenn.
 W 17-16 Connecticut
 W 18-17 at Maryland
 W 24-29 21/1 at NC State
 W 17-16 23/23 Wake Forest
 W 48-20 23/23 at Miami
 W 21-33 16/8 Virginia Tech
 Konica Minolta Gator Bowl
 L 28-31 21/1 Texas Tech

VIRGINIA TECH

W 17-7 9/1 East Carolina
 W 7-48 9/2 at LSU
 W 28-7 18/1 Ohio
 W 44-3 17/1 William & Mary
 W 17-10 North Carolina
 W 41-23 15/22 at Clemson
 W 43-14 12/1 at Duke
 W 10-14 8/2 Boston College
 W 27-31 11/1 at Georgia Tech
 W 40-21 11/1 Florida State
 W 44-14 10/1 Miami
 W 15-21 8/16 at Virginia
 Dr Pepper ACC Championship
 W 30-16 6/12 Boston College
 FedEx Orange Bowl
 W 24-10 5/8 Kansas

WAKE FOREST

L 28-38 at Boston College
 W 17-20 16/16 Nebraska
 W 21-10 Army
 W(ot) 31-24 Maryland
 W 41-36 at Duke
 W 24-21 21/1 Florida State
 W 44-24 21/1 at Navy
 W 37-10 North Carolina
 L 16-17 at Virginia
 W 10-44 20/20 at Clemson
 W 38-18 NC State
 W 31-17 at Vanderbilt
 Meineke Car Care Bowl
 W 24-10 Connecticut

2008

ACC Champion: Virginia Tech
Player of the Year: Jonathan Dwyer, Georgia Tech
Defensive Player of the Year: Mark Herzlich, Boston College
Rookie of the Year: Russell Wilson, NC State
Coach of the Year: Paul Johnson, Georgia Tech

Virginia Tech claimed its second straight ACC Football Championship, downing Boston College for the 2nd straight year in the fourth annual ACC title game, 30-12, at Raymond James Stadium in Tampa, Florida ... The ACC set an NCAA record with 10 teams participating in post-season bowl games as Virginia Tech (FedEx Orange), Georgia Tech (Chick-fil-A), Clemson (Gator), Florida State (Champs Sports), Boston College (Music City), North Carolina (Meineke Car Care), Miami (Emerald), Maryland (Rody's Humanitarian), Wake Forest (EagleBank) and NC State (Papajohns.com) all received bowl invitations ... Three ACC teams finished in the nation's Top 25 (AP) led by Virginia Tech (15th) and including Florida State (21) and Georgia Tech (22). Florida State's Graham Gano captured the Lou Groza National Placekicker of the Year Award and Wake Forest OLB Aaron Curry was tabbed the winner of the Dick Butkas Award, as the nation's top linebacker ... Twenty-six league players earned some kind of All-America recognition, with 9 earning first-team honors and Wake Forest DB Alphonso Smith earning consensus AA honors.

All-ACC Football Team

OFFENSE:
 QB-Russell Wilson, NCS
 RB-Jonathan Dwyer, GT
 RB-Da'Rel Scott, MD
 WR-Hakeem Nicks, UNC
 WR-D.J. Boldin, WF
 TE-John Phillips, UVA
 T-Eugene Monroe, UVA
 T-Andrew Gardner, GT
 G-Rodney Hudson, FSU
 G-Cliff Ramsey, BC
 C-Edwin Williams, MD
 PK-Graham Gano, FSU

DEFENSE:
 DL-Everette Brown, FSU
 DL-Michael Johnson, GT
 DL-B.J. Raji, BC
 DL-Vance Walker, GT
 LB-Mark Herzlich, BC
 LB-Michael Tauiliili, DU
 LB-Aaron Curry, WF
 DB-Alphonso Smith, WF
 DB-Victor Harris, VT
 DB-Trimane Goddard, UNC
 DB-Michael Hamlin, CU
 P-Travis Baltz, MD
 SP-C.J. Spiller, CU

Atlantic	AP	USA	W	Conference					Overall					vs. Div		
				L	For	Opp	Hm	Rd	W	L	For	Opp	Hm		Rd	Neu
Boston College	5	23	5	3	206	204	2-2	3-1	9	5	346	257	5-2	3-1	1-2	4-1
Florida State	21	23	5	3	223	176	2-2	3-1	9	4	434	262	4-3	3-1	2-0	3-2
Maryland	4	127	175	3-1	1-3	8	5	283	292	6-1	1-4	1-0	3-2			
Wake Forest	4	133	144	3-1	1-3	8	5	273	238	5-2	2-3	1-0	2-3			
Clemson	4	166	134	2-2	2-2	7	6	327	225	4-2	2-2	0-2	2-3			
NC State	4	208	190	2-2	2-2	6	7	305	342	5-3	2-3	0-1	1-4			

Coastal	AP	USA	W	Conference					Overall					vs. Div		
				L	For	Opp	Hm	Rd	W	L	For	Opp	Hm		Rd	Neu
Virginia Tech	15	14	5	3	151	138	4-0	1-3	10	4	309	234	6-0	2-3	2-1	4-1
Georgia Tech	22	22	5	3	180	156	3-1	2-2	9	4	317	264	6-1	3-2	0-1	2-3
Miami	4	219	220	2-2	2-2	7	6	352	314	4-2	3-3	0-1	3-2			
Virginia	3	125	143	2-2	1-3	5	7	193	260	4-3	1-4	0-0	2-3			
Duke	1	7	139	2-1	1-3	4	8	241	281	3-4	1-4	0-0	1-4			
North Carolina	0	4	184	1-6	2-2	2-2	0	5	360	275	5-2	3-2	0-1	3-2		

Versus Non-Conference Opponents: 41-17 (.707); Divisional Play: Atlantic 11, Coastal 8

*North Carolina vacated all wins during the 2008 season due to NCAA sanctions. UNC's actual record was 8-5 overall, 4-4 in the ACC.

CLEMSON

W 24-18 Florida State
 W 49-26 25/1 Louisiana State
 W 38-10 Furman
 W 42-20 at NC State
 L 3-13 13/1 at Georgia Tech
 L 23-41 22/15 Virginia Tech
 W 70-14 Central Michigan
 W 30-17 at Maryland
 W 47-10 at Duke
 W 44-20 Wake Forest
 L 17-20 Boston College
 W 23-21 at South Carolina
 Chick-fil-A Bowl
 L(ot) 20-23 Auburn

MARYLAND

W 31-14 Villanova
 W 26-10 at Fla. International
 L 14-31 West Virginia
 L 24-31 at Wake Forest
 W 34-24 at Rutgers
 W 28-26 Georgia Tech
 L 17-18 Virginia
 L 17-30 Clemson
 W 70-14 at North Carolina
 L 13-16 at North Carolina
 W 42-33 Boston College
 L 16-24 at Florida State
 W 37-0 at NC State
 Emerald Bowl
 L 14-21 Oregon State

MIAMI

W 31-3 Marshall
 L 13-51 at Oklahoma
 W 23-9 Fla. International
 W 34-17 Texas A&M
 W 20-14 Duke
 L 27-33 at North Carolina
 L 14-17 Georgia Tech
 W 37-29 at Florida State
 L(ot) 16-18 NC State
 W 6-25 Virginia
 L 14-44 at Virginia Tech
 L 14-28 at Boston College

NORTH CAROLINA

W 37-14 James Madison
 L 31-34 at East Carolina
 L 20-22 Virginia
 L 10-37 at South Florida
 L 10-17 at Virginia Tech
 W 33-27 Miami
 W 27-10 South Carolina
 L 10-37 at Wake Forest
 W 16-13 Maryland
 L 24-31 at NC State
 W 25-27 at Georgia Tech
 W(ot) 20-14 Duke

BOSTON COLLEGE (AP-TEAM/OPP)

W 16-10 at Kent State
 W 21-9 Georgia Tech
 W 34-7 Rhode Island
 W 38-31 at NC State
 W 28-23 17/17 Virginia Tech
 L 24-45 23/1 at North Carolina
 L 21-27 Clemson
 W 17-0 Notre Dame
 W 27-17 20/20 at Florida State
 W 24-21 at Wake Forest
 W 28-17 20/20 Maryland
 Dr Pepper ACC Championship
 L 12-30 18/1 Virginia Tech
 Gaylord Hotels Music City Bowl
 L 14-16 Vanderbilt

GEORGIA TECH

W 41-14 Jacksonville St.
 W 19-16 at Boston College
 L 17-20 at Virginia Tech
 W 38-7 Mississippi State
 W 0-0 Duke
 W 10-7 Gardner-Webb
 W 21-17 at Clemson
 L 17-24 21/1 Virginia
 W 31-28 16/16 Florida State
 W 7-28 22/19 at North Carolina
 W 41-23 Miami
 W 45-42 18/13 at Georgia
 Chick-fil-A Bowl
 L 3-38 LSU

MARYLAND

W 14-7 Delaware
 W 14-24 at Middle Tennessee
 W 28-27 California
 W 51-24 Eastern Michigan
 W 20-17 at Clemson
 L 0-31 at Virginia
 W 26-0 12/21 Wake Forest
 W 27-24 21/1 NC State
 W 13-23 23/1 at Virginia Tech
 W 17-15 17/17 North Carolina
 L 3-37 22/1 Florida State
 L 21-28 20/20 at Boston College
 Rody's Humanitarian Bowl
 W 35-28 Nevada

MIAMI

W 52-7 Charleston Southern
 W 3-26 at Florida
 W 41-24 at Texas A&M
 L 24-28 North Carolina
 L 39-41 Florida State
 W 20-14 Central Florida
 W 49-31 at Duke
 W 16-10 Wake Forest
 W(ot) 24-17 at Virginia
 W 16-24 19/22 Virginia Tech
 L 23-41 23/1 at Georgia Tech
 L 28-38 at NC State
 Emerald Bowl
 L 17-24 California

NORTH CAROLINA

W 69-0 Western Carolina
 W 46-7 Chattanooga
 W 3-12 24/18 Wake Forest
 W 39-21 Colorado (Jacksonville, Fla.)
 W 41-39 at Miami
 W 26-17 at NC State
 W 30-20 24/1 at Georgia Tech
 W 41-27 24/1 at Clemson
 L 17-27 20/1 Boston College
 W 37-3 22/22 at Florida
 Champs Sports Bowl
 W 42-14 Wisconsin

NC STATE

L 0-34 at South Carolina
 W 34-24 William & Mary
 L 8-27 at Clemson
 W(ot) 30-24 15/15 East Carolina
 L 10-41 17/13 South Florida
 L 31-38 Boston College
 L 17-26 Florida State
 L 24-27 at Maryland
 W 27-17 at Duke
 W 21-17 Wake Forest
 W 10-4 25/25 at North Carolina
 W 39-38 Miami
 PapaJohns.com Bowl
 L 23-29 Rutgers

VIRGINIA

W 7-52 Southern California
 W 16-10 Richmond
 L 10-24 at Connecticut
 W 10-31 at Duke
 W 31-0 Maryland
 W 35-20 East Carolina
 W(ot) 16-13 17/18 North Carolina
 W 24-17 21/21 at Georgia Tech
 L(ot) 17-24 Miami
 L 17-28 at Wake Forest
 L 3-13 Clemson
 L 14-17 at Virginia Tech

VIRGINIA TECH

L 22-27 17/1 East Carolina
 W 20-17 Furman
 W 20-17 Georgia Tech
 W 20-17 at North Carolina
 W 35-30 at Nebraska
 W 27-13 20/1 Western Kentucky
 L 23-28 Boston College
 L 20-30 23/23 at Florida State
 W 23-13 22/23 Maryland
 L 14-16 at Miami
 W 14-3 Duke
 W 14-3 Virginia
 Dr Pepper ACC Championship
 W 30-12 18/18 Boston College
 FedEx Orange Bowl
 W 20-7 21/12 Cincinnati

WAKE FOREST

W 41-13 23/1 at Baylor
 W 30-28 20/1 Mississippi State
 W 12-3 18/24 at Duke
 L 17-24 16/16 Navy
 W 12-7 21/21 Clemson
 L 0-26 21/1 at Maryland
 L 10-16 at Miami
 W(ot) 33-30 Duke
 W 28-17 Virginia
 L 17-21 at NC State
 L 21-24 Boston College
 W 23-10 Vanderbilt
 EagleBank Bowl
 W 29-19 Navy

2009

ACC Champion: Georgia Tech (vacated)
Player of the Year: C.J. Spiller, Clemson
Defensive Player of the Year: Derrick Morgan, Georgia Tech
Rookie of the Year: Ryan Williams, Virginia Tech
Coach of the Year: Paul Johnson, Georgia Tech

Georgia Tech defeated Clemson, 39-34, in the Fifth Annual Dr Pepper ACC Football Championship game but was forced to vacate the Championship as part of NCAA sanctions levied in 2011 for playing an ineligible player in Tech's final three games of the season ... Seven ACC schools qualified for bowl games led by Georgia Tech (FedEx Orange), and including Virginia Tech (Chick-fil-A), Florida State (Gator), Miami (Champs Sports), Clemson (Music City), North Carolina (Meineke) and Boston College (Emerald) ... Four ACC teams finished in the nation's Top 25 (AP) led by Virginia Tech (10th) and including Georgia Tech (13), Miami (19) and Clemson (24) ... Twenty-eight league players earned some kind of All-America recognition, with four earning first-team honors and Clemson RB C.J. Spiller earning consensus AA honors ... FSU G Rodney Hudson was named the winner of the Jacobs Blocking Trophy while Wake Forest QB Riley Skinner was named the top ACC scholar-athlete as winner of the Jim Tatum Award and NC State RB Tony Baker was named the winner of the Brian Piccolo Award ... Virginia Tech freshman TB Ryan Williams, who was the ACC Rookie of the Year became the first freshman to lead the ACC in rushing and scoring, setting a new ACC single-season standard for rushing TDs with 21 and total touchdowns with 22.

All-ACC Football Team

OFFENSE:
 QB-Josh Nesbitt, GT
 RB-Jonathan Dwyer, GT
 RB-Ryan Williams, VT
 WR-Demaryius Thomas, GT
 WR-Donovan Varner, DU
 TE-George Bryan, NCS
 TE-Michael Palmer, CU
 T-Jason Fox, UM
 T-Anthony Castonzo, BC
 G-Rodney Hudson, FSU
 G-Cord Howard, GT
 C-Sean Bedford, GT
 PK-Matt Waldron, VT
 PK-Matt Bosher, UM

DEFENSE:
 DL-Derrick Morgan, GT
 DL-Robert Quinn, NC
 DL-Allen Bailey, UM
 LB-Cody Grimm, VT
 LB-Luke Kuechly, BC
 LB-Quan Sturdivant, NC
 LB-Alex Wujciak, MD
 CB-Kendric Burney, NC
 CB-Brandon Harris, UM
 S-DeAndre McDaniel, CU
 S-Deunta Williams, NC
 P-Brent Bowden, VT
 SP-C.J. Spiller, CU

	Conference										Overall									
	AP	USA	W	L	For	Opp	Hm	Rd	W	L	For	Opp	Hm	Rd	Neu	vs. Div				
Atlantic																				
Clemson	24	6	2	268	169	4-0	2-2	9	5	436	286	6-1	2-3	1-1	4-1					
Boston College	5	3	174	196	3-1	2-2	8	5	322	257	6-1	2-3	0-1	4-1						
Florida State	4	4	268	278	2-2	2-2	7	6	391	390	3-3	3-3	1-0	3-2						
Wake Forest	3	5	226	254	2-2	1-3	5	7	316	315	4-3	1-4	0-0	2-3						
NC State	2	6	213	315	2-2	0-4	5	7	364	374	5-3	0-4	0-0	1-4						
Maryland	1	7	161	222	1-3	0-4	2	10	256	375	2-5	0-5	0-0	1-4						
Coastal																				
Georgia Tech*	13	13	7	1	261	180	4-0	3-1	11	3	473	347	5-1	5-1	1-1	4-1				
Virginia Tech	10	10	6	2	269	127	3-1	3-1	10	3	414	203	5-1	4-1	1-1	3-2				
Miami	19	19	5	3	253	215	3-1	2-2	9	4	394	288	5-1	4-2	0-1	3-2				
North Carolina**	4	4	167	158	2-2	2-2	8	5	309	222	5-2	3-2	0-1	3-2						
Duke	3	5	186	239	1-3	2-2	5	7	302	340	1-4	3-3	0-0	1-4						
Virginia	2	6	123	216	0-4	2-2	3	9	232	316	1-6	2-3	0-0	1-4						

Versus Non-Conference Opponents: 33-22 (.600); Divisional Play: Coastal 13, Atlantic 6
 *Georgia Tech vacated its ACC Championship Game victory due to NCAA sanctions
 **North Carolina vacated all wins during the 2009 season due to NCAA sanctions

BOSTON COLLEGE (AP-TEAM/OPP)		GEORGIA TECH		NC STATE	
W 54-0	at Northeastern	W 37-17	at Jacksonville State	L 3-7	at South Carolina
L 7-25	at Kent State	W 30-27	at Clemson	W 65-7	at Murray State
W 27-24	at Wake Forest	L 17-33	at Miami	W 49-14	at Gardner-Webb
W 28-21	at Florida State	W 42-31	at North Carolina	W 38-31	at Wake Forest
L 14-48	at Virginia Tech	W 49-44	at Florida State	L 28-49	at Duke
W 52-20	at NC State	W 28-23	at Virginia Tech	L 20-52	at Boston College
L 16-20	at Notre Dame	W 34-9	at Virginia	L 42-45	at Florida State
W 31-10	at Central Michigan	W 56-31	at Vanderbilt	W 38-31	at Maryland
W 14-10	at Virginia	W 30-27	at Wake Forest	L 23-43	at Clemson
W 13-31	at North Carolina	W 49-10	at Duke	L 10-38	at Virginia Tech
W 19-17	at Maryland	W 24-30	at Georgia	W 26-27	at North Carolina
Emerald Bowl		Dr Pepper ACC Championship			
L 13-24	at Southern California	W 39-34	at Clemson		
		FedEx Orange Bowl			
		L 14-24	at Iowa	L 14-26	at William & Mary
				L 14-30	at TCU
CLEMSON					
W 37-14	at Middle Tennessee				
L 27-30	at Georgia Tech				
W 25-7	at Boston College				
L 10-14	at TCU				
L 21-24	at Wake Forest				
W 36-3	at Wake Forest				
W 49-3	at Miami				
W 40-24	at Coastal Carolina				
W 43-23	at Florida State				
W 34-21	at NC State				
W 17-34	at Virginia				
Dr Pepper ACC Championship					
W 34-39	at South Carolina				
W 34-39	at Georgia Tech				
Gaylord Hotels Music City Bowl					
W 21-13	at Kentucky				
DUKE					
W 16-24	at Richmond				
W 35-19	at Army				
L 16-44	at Kansas				
W 49-14	at N.C. Central				
L 26-34	at Virginia Tech				
W 49-28	at NC State				
W 17-13	at Maryland				
W 28-17	at Virginia				
L 6-19	at North Carolina				
L 10-49	at Georgia Tech				
L 16-34	at Duke				
L 34-45	at Wake Forest				
FLORIDA STATE					
L 34-38	at Miami				
W 19-9	at Jacksonville State				
W 54-28	at BYU				
W 7-17	at South Florida				
L 21-28	at Boston College				
L 44-49	at Georgia Tech				
W 30-27	at North Carolina				
W 45-42	at NC State				
L 24-40	at Clemson				
W 41-28	at Wake Forest				
W 29-28	at Maryland				
L 10-37	at Florida				
Konica Minolta Gator Bowl					
W 33-21	at West Virginia				
MARYLAND					
W 33-52	at California				
W 38-35	at James Madison				
W 31-32	at Mid. Tenn. State				
L 13-34	at Rutgers				
W 24-21	at Clemson				
L 32-42	at Wake Forest				
W 52-17	at Virginia				
L 13-17	at Duke				
L 31-38	at NC State				
W 9-36	at Virginia Tech				
L 26-29	at Florida State				
L 17-19	at Boston College				
MIAMI					
W 38-34	at Florida State				
W 33-17	at Georgia Tech				
W 7-31	at Virginia Tech				
W 21-20	at Oklahoma				
W 48-16	at Florida A&M				
W 27-7	at Central Florida				
L 37-40	at Clemson				
W 28-27	at Wake Forest				
W 52-17	at Virginia				
L 21-28	at North Carolina				
W 34-18	at Duke				
W 31-10	at South Florida				
Champs Sports Bowl					
L 14-20	at Wisconsin				
NORTH CAROLINA					
W 40-6	at The Citadel				
W 12-10	at Connecticut				
W 31-17	at East Carolina				
L 7-24	at Georgia Tech				
L 3-16	at Virginia				
W 42-12	at Georgia Southern				
L 27-30	at Florida State				
W 20-17	at Virginia Tech				
W 19-6	at Duke				
W 33-24	at Miami				
W 31-13	at Boston College				
L 27-28	at NC State				
Meineke Car Care Bowl					
L 17-19	at Pitt				

2010

ACC Champion: Virginia Tech
Player of the Year: Tyrod Taylor, Virginia Tech
Defensive Player of the Year: Da'Quan Bowers, Clemson
Rookie of the Year: Danny O'Brien, Maryland
Coach of the Year: Ralph Friedgen, Maryland

Virginia Tech captured its fourth ACC Football title in its seven years in the ACC, downing Florida State, 44-33, before 72,379 fans in the 2010 ACC Football Championship game in Charlotte ... The Hokies became the first ACC team in 11 years to post a perfect 8-0 record in conference play and also became the first team in NCAA FBS history to win 11 straight games after dropping their first two contests ... Tech QB Tyrod Taylor was named ACC Player of the Year and also became the first two-time MVP of the Championship Game ... For only the fifth time in its history, the ACC finished with at least four teams ranked in the final AP poll with Virginia Tech (15th), Florida State (16th), Maryland (23rd) and NC State (25th) ... In all, nine ACC teams went to bowl games, the second most in league history ... Clemson DE Da'Quan Bowers captured the FWA's Bronko Nagurski Award as the nation's top defensive player and the Ted Hendricks Award, as its top defensive end ... Three ACC players were named unanimous first-team All-Americans in Bowers, LB Luke Kuechly of Boston College and G Rodney Hudson of Florida State. Hudson was also the ACC's Jacobs Blocking Trophy winner for the second straight year while Boston College LB Mark Herzlich and NC State LB Nate Irving shared the ACC's Brian Piccolo Award for courage ... FSU QB Christian Ponder was given the ACC's Jim Tatum Award as the league's top football scholar-athlete.

All-ACC Football Team

OFFENSE:
 QB-Tyrod Taylor, VT
 RB-Montel Harris, BC
 RB-Anthony Allen, GT
 WR-Leonard Hankerson, UM
 WR-Torrey Smith, MD
 TE-George Bryan, NCS
 T-Anthony Castonzo, BC
 T-Chris Hairston, CU
 G-Rodney Hudson, FSU
 G-Brandon Washington, UM
 C-Sean Bedford, GT
 PK-Chris Hazley, VT

DEFENSE:
 DL-Da'Quan Bowers, CU
 DL-Brandon Jenkins, FSU
 DL-Quinton Coples, UNC
 DL-Jarvis Jenkins, CU
 LB-Luke Kuechly, BC
 LB-Nate Irving, NCS
 LB-Alex Wujciak, MD
 CB-Jayron Hosley, VT
 CB-Chase Minnifield, UVA
 S-DeAndre McDaniel, CU
 S-Kenny Tate, MD
 P-Matt Bosher, UM
 SP-Tony Logan, MD

	Conference										Overall									
	AP	USA	W	L	For	Opp	Hm	Rd	W	L	For	Opp	Hm	Rd	Neu	vs. Div				
Atlantic																				
Florida State	16	17	6	2	239	144	3-1	3-1	10	4	439	275	6-1	3-2	1-1	4-1				
Maryland	24	23	5	3	230	192	3-1	2-2	9	4	419	288	5-1	2-3	2-0	3-2				
NC State	25	25	5	3	258	190	3-1	2-2	9	4	414	277	5-1	3-3	1-0	3-2				
Boston College	4	4	134	163	2-2	2-2	7	6	240	254	4-3	3-2	0-1	2-3						
Clemson	4	4	162	126	3-1	1-3	6	7	312	244	5-2	1-4	0-1	3-2						
Wake Forest	1	7	135	308	1-3	0-4	3	9	273	430	2-4	1-5	0-0	0-5						
Coastal																				
Virginia Tech	15	16	8	0	278	113	4-0	4-0	11	3	474	288	6-1	4-0	1-2	5-0				
Miami	5	3	205	174	2-2	3-1	7	6	342	269	3-3	4-2	0-1	3-2						
North Carolina	4	4	195	198	1-3	3-1	8	5	329	302	3-3	4-1	1-1	2-3						
Georgia Tech	4	4	189	220	2-2	2-2	6	7	338	328	4-2	2-4	0-1	3-2						
Virginia	1	7	160	281	1-3	0-4	4	8	304	339	4-3	0-5	0-0	1-4						
Duke	1	7	194	270	1-3	0-4	3	9	303	425	2-5	1-4	0-0	1-4						

Versus Non-Conference Opponents: 34-23 (.596); Divisional Play: Atlantic 10, Coastal 9

BOSTON COLLEGE (AP-TEAM/OPP)		GEORGIA TECH		NC STATE	
W 38-20	at Weber State	W 41-10	at South Carolina St.	W 48-7	at Western Carolina
W 26-13	at Kent State	L 25-28	at Kansas	W 28-21	at UCF
L 0-19	at Virginia Tech	W 30-24	at North Carolina	W 30-19	at Cincinnati
L 17-44	at Notre Dame	W 28-45	at NC State	W 45-28	at Georgia Tech
L 17-44	at NC State	W 24-30	at Wake Forest	W 30-41	at Virginia Tech
L 19-24	at Florida State	W 33-21	at Virginia	W 44-17	at Boston College
L 21-24	at Maryland	W 42-14	at Middle Tennessee	L 27-33	at East Carolina
W 16-10	at Clemson	L 13-27	at Clemson	W 28-24	at Florida State
W 23-13	at Wake Forest	L 21-28	at Virginia Tech	L 13-14	at Clemson

YEAR-BY-YEAR SUMMARIES



2011

ACC Champion: Clemson
Player of the Year: David Wilson, Virginia Tech
Defensive Player of the Year: Luke Kuechly, Boston College
Rookie of the Year: Sammy Watkins, Clemson
Coach of the Year: Mike London, Virginia

Clemson claimed a league-record 14th ACC Football title, downing 5th-ranked Virginia Tech, 38-10, before 73,675 fans in the 2011 ACC title game ... Clemson was led by QB Tajh Boyd who set an ACC record for most TDR (38) and WR Sammy Watkins, who became only the 4th freshman to be named a first-team AP All-America by AP ... Tiger head coach Dabo Swinney was named the recipient of the Bobby Dodd Coach of the Year Award... For the first time in its history, two ACC teams earned BCS bowl berths with Clemson (Orange) and Virginia Tech (Allstate Sugar) leading a contingent of eight ACC teams in bowl games ... Boston College LB Luke Kuechly was the consensus National Defensive Player of the Year, capturing the Lombardi Award, the Nagurski Award and the Dick Butkus Award ... Kuechly led the nation in tackles for the second straight year and set an ACC career record ... He was one of three ACC players who earned consensus All-America honors joining Clemson TE Dwayne Allen and Florida State P Shawn Powell ... NC State CB David Amerson was a Walter Camp first-team All-American, leading the nation in interceptions ... Virginia Tech OT Blake DeChristopher earned the ACC's Jacobs Blocking Trophy, while teammate Danny Coale was the recipient of the Jim Tatum Award ... UNC freshman TB Giovanni Bernard was named the recipient of the ACC's Brian Piccolo Award.

All-ACC Football Team

OFFENSE:
 QB-Tajh Boyd, CU
 RB-David Wilson, VT
 RB-Giovanni Bernard, UNC
 WR-Sammy Watkins, CU
 WR-Chris Givens, WF
 TE-Dwayne Allen, CU
 T-Blake DeChristopher, VT
 T-Zebrie Sanders, CU
 G-Allan Pasztor, UVA
 G-Omoregie Uzzi, GT
 C-Dalton Freeman, CU
 PK-Dustin Hopkins, FSU

DEFENSE:
 DE-Andre Branch, CU
 DE-Quinton Coples, UNC
 DT-Joe Vellano, MD
 DT-Matt Conrath, UVA
 LB-Luke Kuechly, BC
 LB-Sean Spence, UM
 LB-Zach Brown, UNC
 CB-David Amerson, NCS
 CB-Chase Minnifield, UVA
 S-Matt Daniels, DU
 S-Josh Bush, WF
 P-Shawn Powell, FSU
 SP-T.J. Graham, NCS

	Conference					Overall								
	AP	USA	W	L	For Opp	Hm	Rd	W	L	For Opp	Hm	Rd	Neu	vs. Div
Atlantic														
Clemson	22	22	6	2	270 226	4-0	2-2	10	4	470 410	7-0	2-3	1-1	4-1
Florida State	23	23	5	3	250 142	3-1	2-2	9	4	398 196	5-2	3-2	1-0	3-2
Wake Forest			5	3	220 227	3-1	2-2	6	7	338 356	4-3	2-3	0-1	4-1
NC State			4	4	206 195	3-1	1-3	8	5	367 321	6-1	1-4	1-0	2-3
Boston College			3	5	139 195	1-3	2-2	4	8	218 282	2-4	2-4	0-0	2-3
Maryland			1	7	190 288	1-3	0-4	2	10	277 411	2-5	0-4	0-1	0-5
Coastal														
Virginia Tech	21	17	7	1	222 146	3-1	4-0	11	3	391 247	5-1	6-0	0-2	5-0
Georgia Tech			5	3	224 212	3-1	2-2	8	5	446 339	5-2	3-2	0-1	2-3
Virginia			5	3	159 183	2-2	3-1	8	5	302 310	4-3	4-1	0-1	3-2
North Carolina			3	5	225 223	3-1	0-4	7	6	364 323	6-1	1-4	0-1	3-2
Miami			3	5	219 190	2-2	1-3	6	6	318 241	4-3	2-3	0-0	2-3
Duke			1	7	156 253	0-4	1-3	3	9	270 374	1-6	2-3	0-0	0-5

Versus Non-Conference Opponents: 33-23 (.589); Divisional Play: Atlantic 10; Coastal 9

Team	W	L	For Opp	Hm	Rd	Neu	vs. Div
BOSTON COLLEGE (AP-TEAM/OPP)							
L 17-24	-/-						
L 3-30	-/-						
W 19-20	-/-						
W 45-17	-/-						
L 19-27	-/-						
L 14-36	-/-						
L 14-30	-/-						
W 28-17	-/-						
L 7-38	-/-						
W 14-10	-/-						
W 24-17	-/-						
CLEMSON							
W 43-19	-/-						
W 35-27	-/-						
W 38-24	-/-						
W 23-3	-/-						
W 36-14	-/-						
W 56-45	-/-						
W 59-38	-/-						
L 17-31	-/-						
W 31-28	-/-						
L 13-37	-/-						
L 13-34	-/-						
ACC Championship							
W 38-10	-/-						
Discover Orange Bowl							
L 33-70	-/-						
DUKE							
L 21-23	-/-						
L 14-44	-/-						
W 20-19	-/-						
W 48-27	-/-						
W 31-27	-/-						
L 16-4	-/-						
W 23-24	-/-						
L 10-14	-/-						
L 14-49	-/-						
L 21-31	-/-						
L 31-38	-/-						
L 21-37	-/-						
FLORIDA STATE							
W 34-0	-/-						
W 63-10	-/-						
L 13-23	-/-						
L 30-35	-/-						
L 30-35	-/-						
W 41-16	-/-						
W 41-16	-/-						
W 34-0	-/-						
W 38-7	-/-						
W 23-19	-/-						
L 13-14	-/-						
W 21-7	-/-						
Champs Sports Bowl							
W 18-14	-/-						
GEORGIA TECH							
W 63-21	-/-						
W 49-21	-/-						
W 66-54	-/-						
W 45-35	-/-						
W 21-16	-/-						
L 21-24	-/-						
L 7-24	-/-						
W 31-17	-/-						
W 26-37	-/-						
W 28-31	-/-						
L 17-31	-/-						
Hyundai Sun Bowl							
L (ot) 27-30	-/-						
MARYLAND							
W 32-24	-/-						
W 24-6	-/-						
L 7-38	-/-						
W 28-3	-/-						
L 16-21	-/-						
L 45-56	-/-						
L 16-41	-/-						
L 17-28	-/-						
L 19-31	-/-						
L 21-45	-/-						
L 10-31	-/-						
L 41-56	-/-						
MIAMI							
W 24-32	-/-						
W 24-6	-/-						
W 45-14	-/-						
L 35-38	-/-						
W 30-24	-/-						
W 24-7	-/-						
W 21-28	-/-						
W 49-24	-/-						
W 19-23	-/-						
W 6-3	-/-						
L 17-24	-/-						
NORTH CAROLINA							
W 41-10	-/-						
W 28-17	-/-						
L 28-35	-/-						
W 35-20	-/-						
W 14-7	-/-						
L 24-30	-/-						
L 38-59	-/-						
W 49-24	-/-						
L 0-13	-/-						
L 21-24	-/-						
W 37-21	-/-						
Advocare V100 Independence Bowl							
L 24-41	-/-						
NORTH CAROLINA							
W 41-10	-/-						
W 28-17	-/-						
L 28-35	-/-						
W 35-20	-/-						
W 14-7	-/-						
L 24-30	-/-						
L 38-59	-/-						
W 49-24	-/-						
L 0-13	-/-						
L 21-24	-/-						
W 37-21	-/-						
Advocare V100 Independence Bowl							
L 24-41	-/-						
NORTH CAROLINA							
W 41-10	-/-						
W 28-17	-/-						
L 28-35	-/-						
W 35-20	-/-						
W 14-7	-/-						
L 24-30	-/-						
L 38-59	-/-						
W 49-24	-/-						
L 0-13	-/-						
L 21-24	-/-						
W 37-21	-/-						
Advocare V100 Independence Bowl							
L 24-41	-/-						
NORTH CAROLINA							
W 41-10	-/-						
W 28-17	-/-						
L 28-35	-/-						
W 35-20	-/-						
W 14-7	-/-						
L 24-30	-/-						
L 38-59	-/-						
W 49-24	-/-						
L 0-13	-/-						
L 21-24	-/-						
W 37-21	-/-						
Advocare V100 Independence Bowl							
L 24-41	-/-						
NORTH CAROLINA							
W 41-10	-/-						
W 28-17	-/-						
L 28-35	-/-						
W 35-20	-/-						
W 14-7	-/-						
L 24-30	-/-						
L 38-59	-/-						
W 49-24	-/-						
L 0-13	-/-						
L 21-24	-/-						
W 37-21	-/-						
Advocare V100 Independence Bowl							
L 24-41	-/-						

2013

BCS National Champion, ACC Champion: Florida State
Player of the Year: Jameis Winston, Florida State
Defensive Player of the Year: Aaron Donald, Pittsburgh
Rookie of the Year: Jameis Winston, Florida State
Coach of the Year: David Cutcliffe, Duke

Florida State finished the season unblemished 14-0, defeating Auburn, 34-31, on its way to its third national championship in program history and first since 1998 ... Led by Heisman Trophy winner Jameis Winston, the Seminoles also won their second consecutive and fourth overall ACC title ... Winston earned ACC title game MVP honors, as well as the league's Player of the Year and Rookie of the Year awards ...

All-ACC Football Team

OFFENSE:
 QB-Jameis Winston, FSU
 RB-Andre Williams, BC
 RB-Devonta Freeman, FSU
 WR-Sammy Watkins, CU
 WR-Jamison Crowder, DU
 WR-Rashad Greene, FSU
 TE-Eric Ebron, UNC
 T-Cameron Erving, FSU
 T-James Hurst, UNC
 G-Tre' Jackson, FSU
 G-Shaw Mason, GT
 C-Bryan Stork, FSU
 PK-Nate Freese, BC

DEFENSE:
 DE-Vic Beasley, CU
 DE-Kareem Martin, UNC
 DT-Aaron Donald, UP
 DT-Nikita Whitlock, WF
 LB-Kelby Brown, DU
 LB-Denzel Perryman, UM
 LB-Kevin Pierre-Louis, BC
 CB-Lamarcus Joyner, FSU
 CB-Ross Cockrell, DU
 S-Anthony Harris, UVA
 S-Jeremy Cash, DU
 P-Pat O'Donnell, UM
 SP-Ryan Switzer, UNC

An NCAA-record 11 ACC teams played in bowl games ... Each of those teams finished with a winning record, a total which led the nation and was the most by any league since 1932 ... Boston College RB Andre Williams, who led the nation in rushing, won the Doak Walker Award, while Pitt DT Aaron Donald won the Lombardi Award, Nagurski Trophy, Bednarik Award and Outland Trophy ... North Carolina WR Ryan Switzer had five kick returns for touchdowns, which set an ACC single-season record and tied the NCAA record ... In total, six ACC student-athletes were named consensus All-Americans: Florida State's Jameis Winston, Boston College's Andre Williams, Florida State's Bryan Stork, Pitt's Aaron Donald, Clemson's Vic Beasley and Florida State's Lamarcus Joyner ... The 2013 season was the first time in the league's 61-year history that three teams finished the regular season with at least 10 wins.

2014

ACC Champion: Florida State
Player of the Year: James Conner, Pittsburgh
Defensive Player of the Year: Vic Beasley, Clemson
Rookie of the Year: Brad Kaaya, Miami
Coach of the Year: Paul Johnson, Georgia Tech

Florida State finished the season 13-1, winning its third consecutive and 15th overall ACC title ... The Seminoles ACC-record 29-game winning streak came to an end against Oregon in the Rose Bowl CFP Semifinal game ... With 11 ACC teams in bowl games in 2014, the ACC became the first conference in history to send 11 teams

All-ACC Football Team

OFFENSE:
 QB-Jameis Winston, FSU
 RB-James Conner, UP
 RB-Duke Johnson, UM
 WR-Rashad Greene, FSU
 WR-Jamison Crowder, DU
 WR-Tyler Boyd, UP
 TE-Nick O'Leary, FSU
 T-Cameron Erving, FSU
 T-T.J. Clemmings, UP
 G-Tre' Jackson, FSU
 G-Laken Tomlinson, DU
 C-Shane McDermott, UM
 PK-Roberto Aguayo, FSU

DEFENSE:
 DE-Vic Beasley, CU
 DE-Mario Edwards, FSU
 DT-Grady Jarrett, CU
 DT-Eddie Goldman, FSU
 LB-Denzel Perryman, UM
 LB-Stephane Anthony, CU
 LB-Lorenzo Mauldin, UL
 CB-Kendall Fuller, VT
 CB-Gary Peters, CU
 S-Gerod Holliman, UL
 S-Jalen Ramsey, FSU
 P-Wil Baumann, NCS
 SP-Jamison Crowder, DU

to bowl games in back-to-back seasons ... ACC teams defeated five Top 10 non-conference opponents in 2014 - the most in league history ... Six ACC players were named consensus first-team All-Americans tying the league's all-time high set in 2013 ... Clemson's Vic Beasley was the only repeating consensus All-American in the nation from 2013. He was joined by G Laken Tomlinson of Duke, S Gerod Holliman of Louisville, and PK Roberto Aguayo, G Tre' Jackson and TE Nick O'Leary of Florida State ... Duke LB David Helton, who led the ACC in tackles for a second straight season, won the Campbell Trophy, Holliman won the Thorpe Award, O'Leary won the Mackey Award, Tomlinson earned the Capital One Orange Bowl/FWAA Courage Award and Clemson coach Dabo Swinney was named FCA National Coach of the Year.

Atlantic	AP	USA	W	Conference				Overall								
				L	For	Opp	Hm	Rd	W	L	For	Opp	Hm	Rd	Neu	vs. Div
Florida State	1	1	8	0	411	98	4-0	4-0	14	0	723	170	7-0	5-0	2-0	6-0
Clemson	8	7	7	1	323	168	3-1	4-0	11	2	522	288	6-1	4-1	1-0	5-1
Boston College	4	4	214	224	3-1	1-3	7	6	360	376	5-1	2-4	0-1	3-3	3-3	
Syracuse	4	4	124	225	2-2	2-2	7	6	295	330	4-2	2-3	1-1	4-2	4-2	
Maryland	3	5	161	257	1-3	2-2	7	6	340	329	3-3	3-2	1-1	1-5	1-5	
Wake Forest	2	6	124	227	2-2	0-4	4	8	220	289	3-3	1-5	0-0	2-4	2-4	
NC State	0	8	135	271	0-4	0-4	3	9	274	362	3-5	0-4	0-0	0-6	0-6	

Coastal	AP	USA	W	Conference				Overall								
				L	For	Opp	Hm	Rd	W	L	For	Opp	Hm	Rd	Neu	vs. Div
Duke	23	22	6	2	258	224	2-2	4-0	10	4	459	373	5-2	5-0	0-2	4-2
Miami	5	3	250	262	3-1	2-2	9	4	440	348	6-1	3-2	0-1	4-2	4-2	
Virginia Tech	5	3	182	140	2-2	3-1	8	5	293	251	4-2	4-1	0-2	5-1	5-1	
Georgia Tech	5	3	249	186	3-1	2-2	7	6	356	297	5-2	2-3	0-1	4-2	4-2	
North Carolina	4	4	225	179	2-2	2-2	7	6	425	318	4-3	2-3	1-0	2-4	2-4	
Pitt	3	5	179	230	1-3	2-2	7	6	342	353	4-3	2-3	1-0	2-4	2-4	
Virginia	0	8	132	276	0-4	0-4	2	10	237	399	2-6	0-4	0-0	0-6	0-6	

Versus Non-Conference Opponents: 46-21 (.687); Divisional Play: Atlantic 8, Coastal 7

BOSTON COLLEGE (AP-TEAM/OPP)		GEORGIA TECH		PITT		FLORIDA STATE	
W 24-14	-/-	W 70-0	-/-	W 13-41	-/-	W 13-41	-/-
W 24-10	-/-	W 38-20	-/-	W 38-20	-/-	W 38-20	-/-
L 7-35	-/-	W 30-45	-/-	W 30-45	-/-	W 30-45	-/-
W 34-48	-/-	L 10-17	-/-	L 10-17	-/-	L 10-17	-/-
W 48-27	-/-	L 30-45	-/-	L 30-45	-/-	L 30-45	-/-
L 14-24	-/-	W 25-38	-/-	W 25-38	-/-	W 25-38	-/-
L 10-34	-/-	W 35-25	-/-	W 35-25	-/-	W 35-25	-/-
W 34-27	-/-	W 21-10	-/-	W 21-10	-/-	W 21-10	-/-
W 48-34	-/-	W 31-53	-/-	W 31-53	-/-	W 31-53	-/-
W 38-21	-/-	W 31-53	-/-	W 31-53	-/-	W 31-53	-/-
W 29-26	-/-	W 31-53	-/-	W 31-53	-/-	W 31-53	-/-
L 31-34	-/-	W 31-53	-/-	W 31-53	-/-	W 31-53	-/-
AdvCare V100 Bowl	-/-	W 17-25	-/-	W 17-25	-/-	W 17-25	-/-
L 19-42	-/-	W 17-25	-/-	W 17-25	-/-	W 17-25	-/-

Atlantic	AP	USA	W	Conference				Overall								
				L	For	Opp	Hm	Rd	W	L	For	Opp	Hm	Rd	Neu	vs. Div
Florida State	5	6	8	0	286	175	4-0	4-0	13	1	472	358	7-0	4-0	2-1	6-0
Clemson	15	15	6	2	204	142	4-0	3-1	10	3	401	217	7-0	2-3	1-0	5-1
Louisville	24	24	5	3	216	154	3-1	2-2	9	4	405	283	5-1	4-2	0-1	4-2
Boston College	4	4	183	174	1-3	3-1	7	6	341	277	3-4	4-1	0-1	3-3	3-3	
NC State	3	5	197	250	1-3	2-2	8	5	392	351	4-3	3-2	1-0	2-4	2-4	
Syracuse	1	7	103	198	0-4	1-3	3	9	205	292	1-5	3-2	0-1	1-5	1-5	
Wake Forest	1	7	97	236	1-3	0-4	3	9	178	317	3-3	0-6	0-0	0-6	0-6	

Coastal	AP	USA	W	Conference				Overall								
				L	For	Opp	Hm	Rd	W	L	For	Opp	Hm	Rd	Neu	vs. Div
Georgia Tech	8	7	6	2	298	187	3-1	3-1	11	3	530	360	5-1	5-1	1-1	4-2
Duke	5	3	216	201	2-2	3-1	9	4	421	283	5-2	4-1	0-1	3-3	3-3	
North Carolina	4	4	240	291	2-2	2-2	6	7	432	507	4-2	2-4	0-1	4-2	4-2	
Pitt	4	4	246	237	2-2	2-2	6	7	414	352	3-4	3-2	0-1	2-4	2-4	
Virginia Tech	3	5	155	170	1-3	2-2	7	6	315	262	3-4	3-2	1-0	3-3	3-3	
Miami	3	5	191	190	2-2	1-3	6	7	380	316	5-2	1-4	0-1	3-3	3-3	
Virginia	3	5	167	194	3-1	0-4	5	7	310	289	5-2	0-5	0-0	2-4	2-4	

Versus Non-Conference Opponents: 41-25 (.621); Divisional Play: Atlantic 8, Coastal 7

BOSTON COLLEGE (AP-TEAM/OPP)		GEORGIA TECH		PITT		FLORIDA STATE	
W 24-14	-/-	W 38-20	-/-	W 13-41	-/-	W 13-41	-/-
W 24-10	-/-	W 38-20	-/-	W 38-20	-/-	W 38-20	-/-
W 34-48	-/-	W 30-45	-/-	W 30-45	-/-	W 30-45	-/-
W 48-27	-/-	W 30-45	-/-	W 30-45	-/-	W 30-45	-/-
L 14-24	-/-	W 25-38	-/-	W 25-38	-/-	W 25-38	-/-
L 10-34	-/-	W 35-25	-/-	W 35-25	-/-	W 35-25	-/-
W 34-27	-/-	W 21-10	-/-	W 21-10	-/-	W 21-10	-/-
W 48-34	-/-	W 31-53	-/-	W 31-53	-/-	W 31-53	-/-
W 38-21	-/-	W 31-53	-/-	W 31-53	-/-	W 31-53	-/-
W 29-26	-/-	W 31-53	-/-	W 31-53	-/-	W 31-53	-/-
L 31-34	-/-	W 31-53	-/-	W 31-53	-/-	W 31-53	-/-
AdvCare V100 Bowl	-/-	W 17-25	-/-	W 17-25	-/-	W 17-25	-/-
L 19-42	-/-	W 17-25	-/-	W 17-25	-/-	W 17-25	-/-

2019

ACC Champion, National Runner-Up: Clemson
Player of the Year: Travis Etienne, Clemson
Defensive Player of the Year: Isaiah Simmons, Clemson
Rookie of the Year: Sam Howell, North Carolina
Coach of the Year: Scott Satterfield, Louisville

	Conference					Overall					Home	Away	Neut	Streak
	W	L	For	Opp	Pct	W	L	For	Opp	Pct				
Atlantic Division														
Clemson* ^A	8	0	370	84	1.000	14	1	659	203	.933	7-0	5-0	2-1	Lost 1
Louisville	5	3	282	305	.625	8	5	430	434	.615	4-2	2-3	2-0	Won 1
Wake Forest	4	4	241	270	.500	8	5	414	378	.615	6-1	2-3	0-1	Lost 2
Boston College	4	4	265	263	.500	6	7	377	418	.462	3-3	3-3	0-1	Lost 1
Florida State	4	4	207	210	.500	6	7	363	362	.462	5-2	1-4	0-1	Lost 2
Syracuse	2	6	202	269	.250	5	7	339	368	.417	3-3	2-4	0-0	Won 1
NC State	1	7	129	288	.125	4	8	265	361	.333	4-3	0-5	0-0	Lost 6
Coastal Division														
Virginia*	6	2	249	186	.750	9	5	449	380	.643	7-0	2-3	0-2	Lost 2
Virginia Tech	5	3	262	212	.625	8	5	401	321	.615	6-1	2-3	0-1	Lost 2
Pitt	4	4	159	187	.500	8	5	275	292	.615	4-3	3-2	1-0	Won 1
North Carolina	4	4	246	210	.500	7	6	430	308	.538	3-3	2-3	2-0	Won 3
Miami	4	4	210	183	.500	6	7	334	263	.462	4-2	2-2	0-3	Lost 3
Duke	3	5	207	239	.375	5	7	303	350	.417	3-3	2-3	0-1	Won 1
Georgia Tech	2	6	153	276	.250	3	9	200	389	.250	2-5	1-4	0-0	Lost 1

*Division Champion; ^AACC Champion
 Versus Non-Conference Opponents: 41-28 (.594); Divisional Play: Atlantic 8; Coastal 7

Team	Record	Opponent	Result
BOSTON COLLEGE (AP-TEAM/OPP)			
W 45-38	--/2	at Virginia Tech	L
W 45-13	--/2	at Richmond	W
L 48-24	--/2	at Kansas	W
W 30-16	--/2	at Rutgers	L
L 27-24	--/2	at Wake Forest	W
L 41-39	--/2	at Louisville	W
W 45-24	--/2	at NC State	L
L 59-7	--/4	at Clemson	W
W 58-27	--/2	at Syracuse	L
L 38-31	--/2	at Florida State	W
L 40-7	--/16	at Notre Dame	W
W 26-19	--/2	at Pitt	L
W 38-6	--/21	at Cincinnati	L
LOUISVILLE			
L 35-17	--/9	at Notre Dame	W
W 38-21	--/2	at Western Kentucky	L
W 35-24	--/2	at Florida State	W
L 41-39	--/2	at Boston College	W
W 62-59	--/19	at Wake Forest	L
L 45-10	--/3	at Clemson	L
W 28-21	--/2	at Virginia	L
L 52-27	--/2	at Miami	W
W 34-20	--/2	at NC State	W
W 56-34	--/2	at Syracuse	L
L 45-13	--/2	at Kentucky	W
SYRACUSE			
W 24-0	--/2	at Liberty	L
L 63-20	--/2	at Maryland	L
L 41-6	--/1	at Clemson	L
W 52-33	--/2	at Western Michigan	W
W 41-3	--/2	at Holy Cross	L
L 16-10	--/2	at NC State	L
L 27-20	--/2	at Pitt	L
L 35-17	--/2	at Florida State	L
L 58-27	--/2	at Boston College	L
W 49-6	--/2	at Duke	W
L 56-34	--/2	at Louisville	L
W 39-30	--/2	at Wake Forest	L
VIRGINIA			
W 30-14	--/2	at Pitt	W
W 52-17	--/2	at William & Mary	W
W 31-24	25/-	at Florida State	L
W 28-17	21/-	at Old Dominion	L
L 35-20	18/10	at Notre Dame	L
L 17-9	20/-	at Miami	L
W 48-14	--/2	at Duke	L
L 28-21	--/2	at Louisville	L
W 38-31	--/2	at North Carolina	W
W 33-28	--/2	at Georgia Tech	W
W 55-27	--/2	at Liberty	W
W 39-30	22/23	at Virginia Tech	L
ACC Championship Game			
L 62-17	22/3	at Clemson	L
Capital One Orange Bowl			
L 36-28	--/9	at Florida	L
VIRGINIA TECH			
L 35-28	--/2	at Boston College	L
W 31-17	--/2	at Old Dominion	W
W 24-17	--/2	at Furman	W
L 45-10	--/2	at Duke	L
W 42-35	--/2	at Miami	W
W 34-17	--/2	at Rhode Island	W
W 43-41	--/2	at North Carolina	L
L 21-20	--/16	at Notre Dame	L
W 36-17	--/19	at Wake Forest	W
W 45-0	--/2	at Georgia Tech	W
W 28-0	25/-	at Pitt	W
L 39-30	23/-	at Virginia	L
Belk Bowl			
L 37-30	--/2	at Kentucky	L
WAKE FOREST			
W 38-35	--/2	at Utah State	W
W 41-21	--/2	at Rice	W
W 24-18	--/2	at North Carolina	W
W 49-7	--/2	at Elon	W
W 27-24	--/2	at Boston College	L
L 62-59	19/-	at Louisville	L
W 22-20	--/2	at Florida State	W
W 44-10	23/-	at NC State	W
L 36-17	22/-	at Virginia Tech	L
L 52-3	--/3	at Clemson	L
W 39-27	--/2	at Duke	W
L 39-30	--/2	at Syracuse	L
New Era PinStripe Bowl			
L 27-21	--/2	at Michigan State	L

Team	Record	Opponent	Result
CLEMSON			
W 52-14	1/-	at Georgia Tech	W
W 24-10	1/12	at Texas A&M	W
W 41-6	1/-	at Syracuse	W
W 52-10	1/-	at Charlotte	W
W 21-20	1/-	at North Carolina	W
W 45-14	2/-	at Florida State	W
W 45-10	3/-	at Louisville	W
W 59-7	4/-	at Boston College	L
W 59-14	4/-	at Wofford	W
W 55-10	4/-	at NC State	W
W 52-3	3/-	at Wake Forest	W
W 38-3	3/-	at South Carolina	L
ACC Championship Game			
W 62-17	3/22	at Virginia	W
CFP National Semifinal, Playstation Fiesta Bowl			
W 29-23	3/2	at Ohio State	L
CFP National Championship			
L 42-25	3/1	at LSU	L
DUKE			
L 42-3	--/2	at Alabama	L
W 45-13	--/2	at North Carolina A&T	W
W 41-18	--/2	at Middle Tennessee	W
W 45-10	--/2	at Virginia Tech	W
L 33-30	--/2	at Pitt	L
W 41-23	--/2	at Georgia Tech	W
L 48-14	--/2	at Virginia	L
L 20-17	--/2	at North Carolina	L
L 38-7	--/15	at Notre Dame	L
L 49-6	--/2	at Syracuse	L
L 39-27	--/2	at Wake Forest	L
W 27-17	--/2	at Miami	W
FLORIDA STATE			
L 36-31	--/2	at Boise State	L
W 45-44	--/2	at UL Monroe	W
L 31-24	--/25	at Virginia	L
W 35-24	--/2	at Louisville	W
W 31-13	--/2	at NC State	W
L 45-14	--/2	at Clemson	L
L 22-20	--/2	at Wake Forest	L
W 35-17	--/2	at Syracuse	W
L 27-10	--/2	at Miami	L
W 38-31	--/2	at Boston College	W
W 49-12	--/2	at Alabama State	W
L 40-17	--/11	at Florida	L
Tony the Tiger Sun Bowl			
L 20-14	--/2	at Arizona State	L
GEORGIA TECH			
L 52-14	--/1	at Clemson	L
W 14-10	--/2	at South Florida	W
L 27-24	--/2	at The Citadel	L
L 24-2	--/2	at Temple	L
L 38-22	--/2	at North Carolina	L
L 41-23	--/2	at Duke	L
W 28-21	--/2	at Miami	W
L 20-10	--/2	at Pitt	L
L 33-28	--/2	at Virginia	L
L 45-0	--/2	at Virginia Tech	L
W 28-26	--/2	at NC State	W
L 52-7	--/4	at Georgia	L
MIAMI			
L 24-20	--/8	at Florida	L
L 28-25	--/2	at North Carolina	L
W 63-0	--/2	at Bethune-Cookman	W
W 17-12	--/2	at Central Michigan	W
L 42-35	--/2	at Virginia Tech	L
W 17-9	--/20	at Virginia	W
W 28-21	--/2	at Georgia Tech	W
W 16-12	--/2	at Pitt	W
W 27-10	--/2	at Florida State	W
W 55-27	--/2	at Louisville	W
L 30-24	--/2	at FIU	L
L 27-17	--/2	at Duke	L
Walk-On's Independence Bowl			
L 14-0	--/2	at Louisiana Tech	L
NORTH CAROLINA			
W 24-24	--/2	at South Carolina	W
W 28-25	--/2	at Miami	W
L 24-18	--/2	at Wake Forest	L
L 34-31	--/2	at Appalachian State	L
L 21-20	--/1	at Clemson	L
W 38-22	--/2	at Georgia Tech	W
L 43-41	--/2	at Virginia Tech	L
W 20-17	--/2	at Duke	W
L 38-31	--/2	at Virginia	L
L 34-27	--/2	at Pitt	L
W 56-7	--/2	at Mercer	W
W 41-10	--/2	at NC State	W
Military Bowl			
W 55-13	--/2	at Temple	W
NC STATE			
W 34-6	--/2	at East Carolina	W
W 41-0	--/2	at Western Carolina	W
L 44-27	--/2	at West Virginia	L
W 34-23	--/2	at Ball State	W
L 31-13	--/2	at Florida State	L
W 16-10	--/2	at Syracuse	W
L 45-24	--/2	at Boston College	L
L 44-10	--/23	at Wake Forest	L
W 55-10	--/4	at Clemson	W
L 34-20	--/2	at Louisville	L
L 28-26	--/2	at Georgia Tech	L
L 41-10	--/2	at North Carolina	L
PITT			
L 30-14	--/2	at Virginia	L
W 20-10	--/2	at Ohio	W
L 17-10	--/13	at Penn State	L
W 35-34	--/15	at UCF	W
W 17-14	--/2	at Delaware	W
W 33-30	--/2	at Duke	W
W 27-20	--/2	at Syracuse	W
L 16-12	--/2	at Miami	L
W 20-10	--/2	at Georgia Tech	W
W 34-27	--/2	at North Carolina	W
L 28-0	--/2	at Virginia Tech	L
L 26-19	--/2	at Boston College	L
Quick Lane Bowl			
W 34-30	--/2	at Eastern Michigan	W

Noting the ACC

Clemson won its fifth consecutive ACC title in 2019 with a 62-17 win over Virginia in the ACC Football Championship Game in Charlotte, North Carolina ... The Tigers earned a berth in the CFP semifinals, where they defeated Ohio State, 29-23, before falling to No. 1 LSU, 42-25. In the CFP National Championship Game in New Orleans, Louisiana ... Clemson finished 14-1 overall and No. 2 in the final AP Top 25 poll ... Virginia became the seventh different team in the last seven years to win the Coastal Division. The Cavaliers earned their first bid to the ACC Football Championship Game and played in the Capital One Orange Bowl ... Virginia is the 11th different ACC team to play in the championship game since the game began in 2005 ... Clemson's return to the College Football Playoff for the fifth consecutive year highlighted a postseason in which the ACC landed a nation-leading 10 bowl bids ... This was the second consecutive season the ACC has had the most bowl teams of any conference (11 in 2018) ... Clemson's 29-game win streak tied Florida State for the longest in ACC history ... Tigers' running back Travis Etienne has an ACC record 56 career rushing touchdowns ... In 2019, he moved past Pitt's James Conner (2013-16), who previously held the ACC career mark with 52. Etienne has 62 career touchdowns (56 rushing, 6 receiving), which also ranks first in league history ... Virginia kick returner Joe Reed (2016-19) became the second player in ACC history with 4,382 yards and joined Dalvin Cook (FSU), Travis Etienne (CU) and Lamar Jackson (UL) as the only ACC players to post 4,000 rushing yards in three seasons ... Dillon set the ACC record for career rushing yards per game with 125.2, ahead of FSU's Dalvin Cook (117.5 ypg from 2014-16) ... ACC Freshman of the Year Sam Howell of North Carolina threw 38 touchdown passes in 2019, which is the third-highest single-season total in ACC history, the most ever by an ACC true freshman and the second-highest total by any freshman ... Howell led the ACC and ranked fourth in the country with 38 TD passes, while throwing just seven interceptions. Clemson's Trevor Lawrence tossed 36 touchdown passes, which was fifth in the country ... Wake Forest place-kicker Nick Sciba made an NCAA-record 34 consecutive field goals dating back to last season ... The streak came to an end at Syracuse on Nov. 30 ... ACC Defensive Player of the Year Isaiah Simmons of Clemson won the 2019 Butkus Award, presented annually to the nation's top linebacker ... Louisville was one of the most improved teams in the country in 2019, improving from 2-10 in 2018 to 8-5 in 2019, the third-best improvement from last season in FBS.

All-ACC First Team

Offense

QB	Trevor Lawrence	Clemson	150
RB	Travis Etienne	Clemson	176
RB	AJ Dillon	Boston College	167
WR	Sage Surratt	Wake Forest	168
WR	Tee Higgins	Clemson	153
WR	Tutu Atwell	Louisville	153
TE	Brevin Jordan	Miami (FL)	115
AP	Joe Reed	Virginia	142
OT	Tremayne Anchrum	Clemson	136
OT	Mehki		

2020

ACC Champion: Clemson
Player of the Year: Trevor Lawrence, QB, Clemson
Defensive Player of the Year: Jeremiah Owusu-Koramoah, LB, Notre Dame
Rookie of the Year: Kyren Williams, RB, Notre Dame
Coach of the Year: Brian Kelly, Notre Dame

Team	ACC Games				Overall				H	A	N	Streak		
	W	L	For	Opp	Pct	W	L	For					Opp	Pct
Notre Dame	9	0	325	171	1.000	10	2	401	236	.833	6-0	4-0	0-2	Lost 2
Clemson	8	1	411	183	.889	10	2	522	242	.833	6-0	3-1	1-1	Lost 1
Miami	7	2	309	246	.778	8	3	374	297	.727	4-1	4-1	0-1	Lost 2
North Carolina	7	3	424	303	.700	8	4	500	353	.667	5-1	3-2	0-1	Lost 1
NC State	7	3	327	313	.700	8	4	363	350	.667	5-1	3-2	0-1	Lost 1
Pitt	5	5	264	270	.500	6	5	319	270	.545	4-2	2-3	0-0	Won 1
Boston College	5	5	282	291	.500	6	5	306	312	.545	4-2	2-3	0-0	Lost 1
Virginia Tech	5	5	307	315	.500	5	6	342	353	.455	3-3	2-3	0-0	Won 1
Virginia	4	5	252	281	.444	5	5	307	296	.500	5-1	0-4	0-0	Lost 1
Wake Forest	3	4	230	239	.429	4	5	324	295	.444	3-1	1-3	0-1	Lost 3
Georgia Tech	3	6	218	319	.333	3	7	239	368	.300	2-4	1-3	0-0	Lost 2
Louisville	3	7	290	272	.300	4	7	325	293	.364	4-2	0-5	0-0	Won 1
Florida State	2	6	191	300	.250	3	6	232	324	.333	3-2	0-4	0-0	Won 1
Duke	1	9	220	400	.100	2	9	273	419	.182	1-4	1-5	0-0	Lost 4
Syracuse	1	9	175	322	.100	1	10	196	360	.091	1-5	0-5	0-0	Lost 8

BOSTON COLLEGE (AP-TEAM/OPP)		MIAMI		SYRACUSE		
W 26-6	--/10.....at Wake Forest	W 31-14	--/18.....at UAB	L 31-6	--/18.....at North Carolina	
W 24-21	1/-.....Texas State	W 47-34	17/18.....at Louisville	L 21-10	--/25.....at Pitt	
L 26-22	--/12.....North Carolina	W 52-10	12/-.....Florida State	W 37-20	--/12.....Georgia Tech	
W 31-30	--/17.....Pitt	L 42-17	7/1.....at Clemson	L 38-24	--/12.....Duke	
L 40-14	--/23.....at Virginia Tech	W 31-19	13/-.....Pitt	L 38-21	--/12.....Liberty	
W 48-27	--/11.....Georgia Tech	W 19-14	11/-.....Virginia	L 47-21	--/11.....at Clemson	
L 34-28	--/11.....at Clemson	W 44-41	11/-.....at NC State	L 38-14	--/11.....Wake Forest	
W 16-13	--/11.....at Syracuse	W 25-24	9/-.....at Virginia Tech	L 16-13	--/11.....Boston College	
L 45-31	--/12.....Notre Dame	W 48-0	9/-.....at Duke	L 30-0	--/11.....at Louisville	
W 34-27	--/11.....Louisville	L 62-6	9/20.....North Carolina	L 36-29	--/11.....NC State	
L 43-32	--/11.....at Virginia	Cheez-It Bowl	L 37-34	18/-.....Oklahoma State	L 45-21	--/12.....at Notre Dame

CLEMSON		NORTH CAROLINA		VIRGINIA		
W 37-13	1/-.....at Wake Forest	W 31-6	18/-.....Syracuse	W 38-20	--/11.....Duke	
W 49-0	1/-.....The Citadel	W 26-22	12/-.....at Boston College	L 41-23	--/11.....at Clemson	
W 41-23	1/-.....Virginia	W 56-45	8/19.....Virginia Tech	L 38-21	--/11.....NC State	
W 42-17	1/7.....Miami	L 31-28	5/-.....at Florida State	L 40-23	--/11.....at Wake Forest	
W 73-7	1/-.....at Georgia Tech	W 48-21	14/-.....NC State	L 19-14	--/11.....at Miami	
W 47-21	1/-.....Syracuse	L 44-41	15/-.....at Virginia	W 44-41	--/15.....North Carolina	
W 34-28	1/-.....Boston College	W 56-24	--/11.....at Duke	W 31-17	--/11.....Louisville	
L 47-47	1/4.....at Notre Dame	W 59-53	--/11.....Wake Forest	W 55-15	--/11.....Abilene Christian	
W 52-17	4/-.....Pitt	L 31-17	25/2.....Notre Dame	W 43-32	--/11.....Boston College	
W 45-10	3/-.....at Virginia Tech	W 49-9	--/11.....Western Carolina	L 33-15	--/11.....at Virginia Tech	
ACC Championship Game	W 62-26	20/9.....at Miami	W 45-42	18/-.....Wake Forest	W 45-24	20/-.....NC State
W 34-10	3/2.....Notre Dame	Capital One Orange Bowl	L 45-24	--/20.....at Virginia Tech	W 38-31	--/11.....at Duke
CFP National Semifinal, Allstate	L 41-27	14/5.....Texas A&M	W 30-29	--/20.....at Pitt	L 56-45	19/8.....at North Carolina
Sugar Bowl	L 49-38	2/3.....Ohio State	W 38-21	--/11.....at Virginia	W 40-14	23/-.....Boston College

DUKE		NC STATE		VIRGINIA TECH	
L 27-13	--/10.....at Notre Dame	W 45-42	--/11.....Wake Forest	W 45-24	20/-.....NC State
L 26-6	--/11.....Boston College	L 45-24	--/20.....at Virginia Tech	W 38-31	--/11.....at Duke
L 38-20	--/11.....at Virginia	W 30-29	--/20.....at Pitt	L 56-45	19/8.....at North Carolina
L 38-31	--/11.....Virginia Tech	W 31-20	--/11.....at Virginia	W 40-14	23/-.....Boston College
W 38-24	--/11.....Syracuse	L 48-21	23/14.....at North Carolina	L 23-16	19/-.....at Wake Forest
L 31-20	--/11.....at NC State	L 44-41	--/11.....Miami	W 42-35	--/11.....at Louisville
W 53-19	--/11.....Charlotte	W 38-22	--/11.....Florida State	L 38-35	--/11.....Liberty
L 56-24	--/11.....North Carolina	W 15-14	--/21.....Liberty	L 25-24	--/9.....Miami
L 56-33	--/11.....at Georgia Tech	W 36-29	--/11.....at Syracuse	L 47-14	--/11.....at Pitt
L 48-0	--/10.....Miami	W 23-13	--/11.....Georgia Tech	W 35-10	--/3.....Clemson
L 56-35	--/11.....at Florida State	L 23-21	24/-.....Kentucky	W 33-15	--/11.....Virginia

FLORIDA STATE		NOTRE DAME		WAKE FOREST	
L 16-13	--/11.....Georgia Tech	W 27-13	10/-.....Duke	L 37-13	--/11.....Clemson
L 52-10	--/12.....at Miami	W 52-0	7/-.....USF	L 45-42	--/11.....at NC State
W 41-24	--/5.....Jacksonville State	W 42-26	5/-.....Florida State	W 66-14	--/11.....Campbell
L 42-26	--/5.....at Notre Dame	W 12-7	4/-.....Louisville	W 40-23	--/11.....Virginia
W 31-28	--/5.....North Carolina	W 45-3	3/-.....at Pitt	W 23-16	--/19.....Virginia Tech
L 48-16	--/11.....at Louisville	W 31-13	4/-.....at Georgia Tech	W 38-14	--/11.....at Syracuse
L 41-17	--/11.....Pitt	W 47-40	4/1.....Clemson	L 59-53	--/11.....at North Carolina
L 38-22	--/11.....at NC State	W 45-31	2/-.....at Boston College	L 45-21	--/11.....at Louisville
W 56-35	--/11.....Duke	W 31-17	2/25.....at North Carolina	L 48-21	--/11.....Wisconsin
		W 45-21	2/-.....Syracuse		

GEORGIA TECH		PITT	
W 16-13	--/11.....at Florida State	W 55-0	--/11.....Austin Peay
L 49-21	--/14.....UCF	W 21-10	--/11.....Syracuse
L 37-20	--/11.....at Syracuse	W 23-20	18/24.....Louisville
W 46-27	--/11.....Louisville	L 30-29	24/-.....NC State
L 73-7	--/11.....Clemson	L 31-30	--/11.....at Boston College
L 48-27	--/11.....at Boston College	L 31-91	--/13.....at Miami
L 31-13	--/4.....Notre Dame	L 45-3	--/3.....Notre Dame
W 56-33	--/11.....Duke	W 41-17	--/11.....at Florida State
L 23-13	--/11.....at NC State	W 47-14	--/11.....Virginia Tech
L 34-20	--/11.....at Pitt	L 52-17	4/-.....Clemson

LOUISVILLE	
W 35-21	--/11.....Western Kentucky
L 47-34	18/17.....Miami
L 23-20	24/21.....at Pitt
L 46-27	--/11.....at Georgia Tech
L 12-7	--/4.....at Notre Dame
W 48-16	--/11.....Florida State
L 42-35	--/11.....Virginia Tech
L 31-17	--/11.....at Virginia
W 30-0	--/11.....Syracuse
L 34-27	--/11.....at Boston College
W 45-21	--/11.....Wake Forest

Noting the ACC

The season began with a number of changes due to the COVID-19 pandemic ... Teams played in just one division ... Notre Dame joined the league for one season and played a full ACC schedule ... The 2020 scheduling model included 11 games (10 conference plus one non-conference) ... Play began on Sept. 7 and the ACC FCG was moved back to Dec. 19 ... Clemson won its sixth consecutive ACC title with a 34-10 win over Notre Dame in the ACC FCG in Charlotte, North Carolina ... Clemson and Notre Dame each earned a College Football Playoff bid ... Clemson landed the No. 2 spot in the four-team CFP field, earning a playoff spot for the sixth consecutive year, and Notre Dame made the field as the No. 4 selection ... Four other ACC teams played in a bowl game - North Carolina in the Capital One Orange Bowl, Miami in the Cheez-It Bowl, NC State in the TaxSlayer Gator Bowl and Wake Forest in the Duke's Mayo Bowl - while other teams declined the opportunity due to the pandemic ... Four ACC teams were ranked in the final AP Top 25 Poll, led by No. 3 Clemson and followed by No. 5 Notre Dame, No. 18 North Carolina and No. 22 Miami ... The ACC played 85 of a possible 90-game regular-season schedule (94.4 percent) in 2020 and no conference played more total regular-season games (85) than the ACC ... Nine games featured a matchup of AP Top 25 ACC teams, which equals the most ranked matchups of any ACC season ... The ACC set a scoring record in conference regular-season games in 2020, averaging 60.4 points ... Eight ACC teams - tied for the most of any conference - had a .500 record-or-better: Clemson (10-2), Notre Dame (10-2), Miami (8-3), North Carolina (8-4), NC State (8-4), Boston College (6-5), Pitt (6-5) and Virginia (5-5) ... Notre Dame's Jeremiah Owusu-Koramoah was named the winner of the 2020 Butkus Award, Miami place-kicker Jose Borregales was named the winner of the 2020 Lou Groza Award, and Georgia Tech senior Pressley Harvin III was named the winner of the 2020 Ray Guy Award as college football's top punter ... Clemson quarterback Trevor Lawrence finished second in the voting for the 2020 Heisman Trophy after completing 231 of 334 pass attempts (69.2 percent) for 3,153 yards and 24 passing touchdowns despite missing two games due to COVID-19 ... Clemson's Travis Etienne finished his career as the ACC's all-time rushing leader with 4,952 yards ... Etienne also holds the ACC career record for rushing touchdowns (70) and total touchdowns (78) ... North Carolina running backs Michael Carter (1,245) and Javonte Williams (1,140 yards) became the first pair of ACC team-mates to rush for 1,000 yards since Pitt in 2018 (Qadree Ollison 1,213 yards and Darrin Hall 1,144 yards) ... A total of 51 players, including nine from Notre Dame, were selected in the 2021 NFL Draft in Cleveland ... Six p/players were taken in the first round, followed by eight in the second round, 11 in the third round, seven in the fourth round, seven in the fifth round, nine in the sixth round and three in the seventh round ... Lawrence was the first pick in the draft and is the third ACC player to be selected No. 1 overall, joining Jameis Winston (2015, Florida State) and Mario Williams (2006, NC State).

All-ACC First Team

Offense	Player	Team	Yards
QB	Trevor Lawrence	Clemson	178
RB	Travis Etienne	Clemson	161
RB	Michael Carter	North Carolina	150
WR	Amari Rodgers	Clemson	178
WR	Dyami Brown	North Carolina	167
WR	Zay Flowers	Boston College	147
TE	Hunter Long	Boston College	144
AP	Travis Etienne	Clemson	112
OT	Liam Eichenberg	Notre Dame	158
OT	Christian Darrisaw	Virginia Tech	130
OG	Aaron Banks	Notre Dame	134
OG	Tommy Kraemer	Notre Dame	133
C	Alec Lindstrom	Boston College	84

Defense

DE	Patrick Jones II	Pitt	138
DE	Rashad Weaver	Pitt	127
DT	Bryan Bresee	Clemson	135
DT	Alim McNeill	NC State	106
LB	Chazz Surratt	North Carolina	149
LB	Jeremiah Owusu-Koramoah	Notre Dame	139
LB	Payton Wilson	NC State	127
CB	Asante Samuel, Jr.	Florida State	154
CB	Derion Kendrick	Clemson	129
S	Divine Deablo	Virginia Tech	146
S	Kyle Hamilton	Notre Dame	134

Specialists

PK	Jose Borregales	Miami	142
P	Pressley Harvin III	Georgia Tech	161
SP	DJ Turner	Pitt	124

2021

ACC Champion: Pitt
Player of the Year: Kenny Pickett, QB, Pitt
Defensive Player of the Year: Jermaine Johnson II, DE, Florida State
Rookie of the Year: Tyler Van Dyke, QB, Miami
Coach of the Year: Dave Clawson, Wake Forest

Noting the ACC

Heisman Trophy finalist Kenny Pickett accounted for three touchdowns and Erick Hallett II returned one of Pitt's four interceptions for a touchdown to help the No. 17 Panthers beat No. 18 Wake Forest 45-21 in the 2021 Subway ACC Football Championship Game ... It was the Panthers' first ACC title and first for a team from the Coastal Division since Virginia Tech in 2010 ... Four ACC teams finished the season ranked in the AP Top 25 and USA Today AFCA Coaches Polls ... In the AP poll, ACC Champion Pitt finished No. 13, its highest ranking since 1982. The Panthers were followed by No. 14 Clemson, No. 15 Wake Forest and No. 20 NC State ... Pitt was No. 13 in the Coaches Poll, followed by No. 14 Wake Forest, No. 16 Clemson and No. 19 NC State ... Led by league champion Pitt's first-ever berth in the Chick-fil-A Peach Bowl, the ACC placed 10 teams in football postseason games ... Clemson and Wake Forest won their respective bowl games ... Four of the ACC bowl game matchups were canceled due to COVID-19 issues ... This is the 21st consecutive season in which the ACC earned at least six bowl bids ... Led by unanimous first-team All-America offensive tackle Ikem Ekwonu of NC State, the ACC placed 12 players – representing eight different schools – on NCAA recognized All-America teams ... Pitt led the league with four selections, including consensus All-America wide receiver Jordan Addison ... Clemson head coach Dabo Swinney secured his 150th career win in the Tiger's 20-13 Cheez-It Bowl victory over Iowa State ... Swinney joined Bobby Bowden as the only head coaches ever to lead an ACC program to 150 wins ... It was Swinney's 11th bowl victory, which ties Bowden's record (11) for the most career bowl wins leading an ACC program ... Wake Forest head coach Dave Clawson guided the Deacons to a 38-10 win over Rutgers in the TaxSlayer Gator Bowl. Clawson has led the Deacons to a program-record six consecutive bowl games, the third-longest active streak in the ACC. Clawson owns the school record with four bowl wins ... Pitt's Pickett won the Johnny Unitas Golden Arm Award, which is presented annually to the top upperclassman quarterback set to graduate with his class since 1987 ... Pitt's Addison won the 2021 Biletnikoff Award, presented annually to the country's outstanding receiver, during ESPN's live telecast of The Home Depot College Football Awards on Dec. 9 ... Ten different quarterbacks from ACC schools started at least one game in the NFL in the 2021-22 season – most of any conference ... Twenty-five of the ACC's 56 conference games this season were decided by one possession (8 points or fewer) – the most of any conference ... Pickett connected on an ACC-record 42 touchdown passes this year, breaking the previous mark held by Clemson's Deshaun Watson (41 in 2016) ... Wake Forest's Sam Hartman (39), NC State's Devin Leary (35), and Virginia's Brennan Armstrong (31) all threw 30-or-more touchdowns passes ... Pitt's Addison had 17 touchdown receptions in 2021, the second best mark in ACC single-season history and just one shy of Clemson WR DeAndre Hopkins' ACC record ... Louisville's Malik Cunningham had 20 rushing touchdowns, which tied for fourth in the country and was just one shy of the ACC record for rushing touchdowns by a QB (21 by UL's Lamar Jackson) ... Virginia QB Brennan Armstrong ranked fourth in ACC single-season history with 4,449 passing yards and averaged 404.5 yards passing per game, shattering Duke QB Anthony Dilweg's single-season ACC record of 347.6 ... Pitt wide receiver Tre Tipton won the prestigious 2021 Disney Spirit Award, given annually to the most inspiring figure in college football.

All-ACC First Team

Offense			
QB	Kenny Pickett	Pitt	181
RB	Sean Tucker	Syracuse	187
RB	Mataeo Durant	Duke	154
WR	Jordan Addison	Pitt	186
WR	Josh Downs	North Carolina	161
WR	Dontayvion Wicks	Virginia	(tie) 131
WR	A.T. Perry	Wake Forest	(tie) 131
TE	Jelani Woods	Virginia	134
AP	Jahmyr Gibbs	Georgia Tech	126
OT	Ikem Ekwonu	NC State	170
OT	Zach Tom	Wake Forest	104
OG	Zion Johnson	Boston College	156
OG	Caleb Chandler	Louisville	65
C	Alec Lindstrom	Boston College	86

Defense			
DE	Jermaine Johnson II	Florida State	189
DE	Cody Roscoe	Syracuse	112
DT	Calijah Kancey	Pitt	133
DT	Corey Durden	NC State	(tie) 78
DT	Tyler Davis	Clemson	(tie) 78
LB	Drake Thomas	NC State	148
LB	Mikel Jones	Syracuse	134
LB	James Skalski	Clemson	128
CB	Mario Goodrich	Clemson	110
CB	Andrew Booth Jr.	Clemson	105
S	Jammie Robinson	Florida State	106
S	Tanner Ingale	NC State	92

Specialists			
PK	Nick Sciba	Wake Forest	183
P	Trenton Gill	NC State	142
SP	Zonovan Knight	NC State	146

	Conference				Overall				Home	Away	Neut	Streak		
	W	L	For	Opp	Pct	W	L	For					Opp	Pct
Atlantic Division														
Wake Forest*	7	1	307	209	.875	11	3	574	404	.786	6-0	4-2	1-1	W1
NC State	6	2	263	178	.750	9	3	397	236	.750	7-0	2-3	0-0	W2
Clemson	6	2	196	160	.750	10	3	342	193	.769	6-0	3-3	1-0	W6
Louisville	4	4	266	191	.500	6	7	411	355	.462	4-3	2-3	0-1	L2
Florida State	4	4	192	230	.500	5	7	331	318	.417	3-4	2-3	0-0	L1
Boston College	2	6	131	201	.250	6	6	296	266	.500	3-3	3-3	0-0	L2
Syracuse	2	6	177	245	.250	5	7	299	316	.417	3-4	2-3	0-0	L3
Coastal Division														
Pitt*^A	7	1	304	187	.875	11	3	580	331	.786	5-2	5-0	1-1	L1
Miami	5	3	285	236	.625	7	5	409	341	.583	5-2	2-3	0-0	W2
Virginia Tech	4	4	192	192	.500	6	7	308	329	.462	4-3	2-3	0-1	L1
Virginia	4	4	278	274	.500	6	6	415	382	.500	4-3	2-3	0-0	L4
North Carolina	3	5	252	249	.375	6	7	458	417	.462	6-1	0-5	0-1	L2
Georgia Tech	2	6	222	263	.250	3	9	288	402	.250	2-5	1-4	0-0	L6
Duke	0	8	119	373	.000	3	9	274	477	.250	3-4	0-5	0-0	L8

*Division Champion; ^ACC Champion
 Versus Non-Conference Opponents: 37-25 (.597); Divisional Play: Atlantic 10; Coastal 5

BOSTON COLLEGE (AP-TEAM/OPP)		LOUISVILLE		PITT	
W 51-0	vs. Colgate	L 43-24	vs. Ole Miss	W 51-7	vs. UMass
W 45-28	at UMass	W 30-3	vs. Eastern Kentucky	W 41-34	at Tennessee
W 28-3	at Temple	W 42-35	vs. UCF	L 44-41	vs. Western Michigan
W 41-34	Missouri (ot)	W 31-23	at Florida State	W 77-7	vs. New Hampshire
L 19-13	at Clemson	L 37-34	at Wake Forest	W 52-21	at Georgia Tech
L 33-7	at NC State	L 34-33	vs. Virginia	W 28-7	at Virginia Tech
L 28-14	at Louisville	W 28-14	vs. Boston College	W 27-17	vs. Clemson
L 21-6	at Syracuse	W 28-13	at NC State	L 38-34	vs. Miami
W 17-3	vs. Virginia Tech	L 30-24	vs. Clemson	W 54-29	at Duke
W 41-30	at Georgia Tech	W 41-3	vs. Syracuse	W 30-23	vs. North Carolina (ot)
L 26-23	Florida State	W 62-22	at Duke	W 48-38	vs. Virginia
L 41-10	Wake Forest	L 52-21	vs. Kentucky	W 31-14	at Syracuse
Military Bowl canceled	vs. East Carolina	First Responder Bowl		Subway ACC Championship Game	
		L 31-28	vs. Air Force	W 45-21	17/18 vs. Wake Forest
				Chick-fil-A Peach Bowl	
				L 31-21	13/10 vs. Michigan State

CLEMSON		MIAMI		SYRACUSE	
L 10-3	3/5 vs. Georgia	L 44-13	14/1 vs. Alabama	W 29-9	vs. Ohio
W 49-3	6/2 vs. South Carolina State	W 25-23	22/2 vs. Appalachian State	L 17-7	vs. Rutgers
W 14-8	6/2 vs. Georgia Tech	L 38-17	24/2 vs. Michigan State	W 62-24	vs. Albany
L 27-21	9/2 vs. NC State (2ot)	W 69-0	vs. Central Connecticut	W 24-21	vs. Liberty
W 19-13	25/2 vs. Boston College	L 30-28	vs. Virginia	L 33-30	at Florida State
W 17-14	vs. Syracuse	L 45-42	at North Carolina	L 40-37	Wake Forest (ot)
L 27-17	vs. Pitt	W 31-30	vs. NC State	L 17-14	vs. Clemson
W 30-20	vs. Florida State	W 38-34	at Pitt	W 41-36	at Virginia Tech
W 30-24	at Louisville	W 33-30	vs. Georgia Tech	W 21-6	vs. Boston College
W 44-7	vs. UConn	L 31-28	at Florida State	L 41-3	at Louisville
W 48-27	vs. Wake Forest	W 38-26	vs. Virginia Tech	L 41-17	vs. NC State
W 30-0	at South Carolina	W 47-10	vs. Duke	L 31-14	vs. Pitt
Cheez-It Bowl		Tony Tiger Sun Bowl			
W 20-13	19/2 vs. Iowa State	canceled	vs. Washington State		

DUKE		NORTH CAROLINA		VIRGINIA	
L 31-28	vs. Charlotte	L 17-10	10/2 vs. Virginia Tech	W 43-0	vs. William & Mary
W 45-17	North Carolina A&T	W 59-17	24/2 vs. Georgia State	W 24-14	vs. Illinois
W 30-23	vs. Northwestern	W 59-39	21/2 vs. Virginia	L 59-39	vs. North Carolina
W 52-33	vs. Kansas	L 45-22	21/2 vs. Georgia Tech	L 37-17	vs. Wake Forest
L 38-7	at North Carolina	W 38-7	vs. Duke	W 30-28	vs. Miami
L 31-27	vs. Georgia Tech	L 35-25	vs. Florida State	W 34-33	at Louisville
L 48-0	vs. Virginia	W 45-42	vs. Miami	W 48-0	vs. Duke
L 45-7	vs. Wake Forest	L 44-34	vs. Notre Dame	W 48-40	vs. Georgia Tech
L 54-29	vs. Pitt	W 58-55	vs. Wake Forest	L 66-49	vs. BYU
L 48-17	at Virginia Tech	L 30-23 (ot)	vs. Pitt	L 28-3	vs. Notre Dame
L 62-22	vs. Louisville	W 34-14	vs. Wolford	L 48-38	at No. 18 Pitt
L 47-10	vs. Miami	L 34-30	vs. NC State	L 29-24	vs. Virginia Tech
		Duke's Mayo Bowl		Wasabi Fenway Bowl	
		L 38-21	vs. South Carolina	canceled	vs. SMU

FLORIDA STATE		NC STATE		VIRGINIA TECH	
L 41-38	vs. Notre Dame (ot)	W 45-0	vs. USF	W 17-10	vs. North Carolina
L 20-17	vs. Jacksonville State	L 24-10	vs. Mississippi State	W 35-14	19/2 vs. Middle Tennessee
L 35-14	at Wake Forest	W 45-7	vs. Furman	L 27-21	15/2 vs. West Virginia
L 31-23	vs. Louisville	W 27-21	vs. Clemson (2ot)	W 21-10	vs. Richmond
W 33-30	vs. Syracuse	W 34-27	23/2 vs. Louisiana Tech	L 32-29	vs. Notre Dame
W 35-25	at North Carolina	W 33-7	22/2 vs. Boston College	L 28-7	vs. Pitt
W 59-3	vs. UMass	L 31-30	18/2 vs. Miami	L 41-36	vs. Syracuse
L 30-20	at Clemson	W 28-13	vs. Louisville	W 26-17	at Georgia Tech
L 28-14	vs. NC State	W 28-14	vs. Florida State	L 17-3	at Boston College
W 31-28	vs. Miami	L 45-42	21/13 vs. Wake Forest	W 48-17	vs. Duke
W 26-23	at Boston College	W 41-17	25/2 vs. Syracuse	L 38-26	at Miami
L 24-21	at Florida	W 34-30	24/2 vs. North Carolina	W 29-24	vs. Virginia
		San Diego County Credit Union		New Era Pinstripe Bowl	
		Holiday Bowl		L 54-10	vs. Maryland
		canceled	18/2 vs. UCLA		

GEORGIA TECH		WAKE FOREST	
L 22-21	vs. Northern Illinois	W 42-10	vs. Old Dominion
W 45-17	vs. Kennesaw State	W 41-16	vs. Norfolk State
L 14-8	vs. Clemson	W 35-14	vs. Florida State
W 45-22	vs. North Carolina	W 37-17	vs. Virginia
L 52-21	vs. Pitt	W 37-34	24/2 vs. Louisville
W 31-27	at Duke	W 40-37	19/2 vs. Syracuse (ot)
L 48-40	vs. Virginia	W 70-56	16/2 vs. Army
L 26-17	vs. Virginia Tech	W 45-7	13/2 vs. Duke
L 33-30	at Miami	L 58-55	10/2 vs. North Carolina
L 41-30	vs. Boston College		
L 55-0	at Notre Dame		
L 45-0	vs. Georgia		
		W 45-42	13/21 vs. NC State
		L 48-27	13/2 vs. Clemson
		W 41-10	21/2 vs. Boston College
		Subway ACC Championship	
		L 45-21	18/17 vs. Pitt
		TaxSlayer Gator Bowl	
		W 38-10	20/2 vs. Rutgers

ACC SERIES RECORDS



BOSTON COLLEGE VS. CLEMSON

Series	Clemson leads 20-9-2
at Fenway Park	Series tied 1-1-1
at Braves Field	Clemson leads 3-1-0
at Chestnut Hill	Clemson leads 5-4-0
at Clemson	Clemson leads 10-3-1
Neutral Site/Bowls	Clemson leads 1-0-0
In ACC Play	Clemson leads 13-4-0

Year	Site/Bowl	AP BC	AP CU	Winner	Score
1939	Cotton Bowl	11	12	Clemson	6-3
1941	Fenway Park			Clemson	26-13
1942	Fenway Park			Boston College	14-7
1947	Braves Field			Boston College	32-22
1948	Braves Field	13		Clemson	26-19
1949	Clemson			Boston College	40-27
1950	Braves Field	13		Clemson	35-14
1951	Clemson			Clemson	21-2
1952	Braves Field			Clemson	13-0
1953	Fenway Park			TIE	14-14
1958	Clemson	16		Clemson	34-12
1960	Chestnut Hill			Boston College	25-14
1982	Clemson	16		TIE	17-17
1983	Chestnut Hill			Boston College	31-16
2005	Clemson			Boston College (ot)	16-13
2006	Chestnut Hill	18		Boston College (2ot)	34-33
2007	Clemson	18	15	Boston College	20-17
2008	Chestnut Hill			Clemson	27-20
2009	Clemson			Clemson	25-7
2010	Chestnut Hill			Boston College	16-10
2011	Clemson	8		Clemson	36-14
2012	Chestnut Hill	17		Clemson	45-31
2013	Clemson	3		Clemson	56-7
2014	Chestnut Hill	24		Clemson	17-13
2015	Clemson	5		Clemson	34-17
2016	Chestnut Hill	3		Clemson	56-10
2017	Clemson	2		Clemson	34-7
2018	Chestnut Hill	17	2	Clemson	27-7
2019	Clemson	4		Clemson	7-59
2020	Clemson	1		Clemson	34-28
2021	Clemson	25		Clemson	19-13

BOSTON COLLEGE VS. DUKE

Series	Boston College leads 5-4-0
at Chestnut Hill	Tied 3-3-0
at Durham	Boston College leads 2-1-0
In ACC Play	Tied 3-3-0

Year	Site/Bowl	AP BC	AP DU	Winner	Score
1927	Chestnut Hill			Duke	25-9
1928	Chestnut Hill			Boston College	19-0
1929	Chestnut Hill			Boston College	20-12
2006	Chestnut Hill	22		Boston College	28-7
2010	Durham			Boston College	21-16
2011	Chestnut Hill			Duke	20-19
2015	Durham			Duke	9-7
2020	Durham			Boston College	26-6
2022	Chestnut Hill			Duke	38-21

BOSTON COLLEGE VS. FLORIDA STATE

Series	Florida State leads 15-5-0
at Chestnut Hill	Florida State leads 8-3-0
at Tallahassee	Florida State leads 7-2-0
In ACC Play	Florida State leads 13-4-0

Year	Site/Bowl	AP BC	AP FS	Winner	Score
1957	Chestnut Hill			Boston College	20-7
1976	Chestnut Hill	13		Florida State	28-9
1980	Tallahassee	7		Florida State	41-7
2005	Chestnut Hill	17	8	Florida State	28-17
2006	Tallahassee	22		Boston College	24-19
2007	Chestnut Hill	2		Florida State	27-17
2008	Tallahassee	20		Boston College	27-17
2009	Chestnut Hill			Boston College	28-21
2010	Tallahassee	16		Florida State	24-19
2011	Chestnut Hill			Florida State	38-7
2012	Tallahassee	12		Florida State	51-7
2013	Chestnut Hill	8		Florida State	48-34
2014	Tallahassee	1		Florida State	20-17

2015	Chestnut Hill	9		Florida State	14-0
2016	Tallahassee	20		Florida State	45-7
2017	Chestnut Hill			Boston College	35-3
2018	Tallahassee	22		Florida State	22-21
2019	Chestnut Hill			Florida State	38-31
2021	Chestnut Hill			Florida State	26-23
2022	Tallahassee			Florida State	44-14

BOSTON COLLEGE VS. GEORGIA TECH

Series	Georgia Tech leads 7-4-0
at Chestnut Hill	Georgia Tech leads 3-1-0
at Atlanta	Tied 3-3-0
at Dublin, Ireland	Georgia Tech leads 1-0-0
In ACC Play	Tied 3-3-0

Year	Site/Bowl	AP BC	AP GT	Winner	Score
1972	Atlanta			Georgia Tech	42-10
1989	Atlanta			Georgia Tech	13-12
1991	Chestnut Hill	17		Georgia Tech	30-14
1997	Chestnut Hill			Georgia Tech	42-14
1998	Atlanta			Boston College	41-31
2007	Atlanta	21	15	Boston College	24-10
2008	Chestnut Hill			Georgia Tech	19-16
2012	Atlanta			Georgia Tech	37-17
2016	Dublin, Ireland			Georgia Tech	17-14
2020	Chestnut Hill			Boston College	48-27
2021	Atlanta			Boston College	41-30

BOSTON COLLEGE VS. LOUISVILLE

Series	Louisville leads 8-7-0
at Chestnut Hill	Boston College leads 5-3-0
at Louisville	Louisville leads 5-2-0
In ACC Play	Louisville leads 6-3-0

Year	Site/Bowl	AP BC	AP UL	Winner	Score
1986	Chestnut Hill			Boston College	41-7
1989	Chestnut Hill			Louisville	36-22
1990	Louisville			Louisville	17-10
1991	Chestnut Hill			Boston College	33-3
1994	Louisville			Boston College	35-14
1998	Louisville			Louisville	52-28
2014	Chestnut Hill			Louisville	38-19
2015	Louisville			Louisville	17-14
2016	Chestnut Hill	5		Louisville	52-7
2017	Louisville			Boston College	45-42
2018	Chestnut Hill			Boston College	38-20
2019	Louisville			Louisville	39-41
2020	Chestnut Hill			Boston College	34-27
2021	Louisville			Louisville	28-14
2022	Chestnut Hill			Boston College	34-33

BOSTON COLLEGE VS. MIAMI

Series	Miami leads 24-6-0
at Chestnut Hill	Miami leads 8-4-0
at Foxboro	Miami leads 1-0-0
at Miami	Miami leads 15-2-0
In ACC Play	Boston College leads 3-2-0

Year	Site/Bowl	AP BC	AP UM	Winner	Score
1955	Miami			Miami	14-7
1956	Miami	13		Miami	27-6
1958	Chestnut Hill			Boston College	6-2
1960	Miami			Miami	10-7
1964	Miami			Miami	30-6
1965	Miami			Miami	27-6
1973	Miami	6		Miami	15-10
1975	Chestnut Hill			Boston College	21-7
1976	Miami			Miami	13-6
1979	Miami			Miami	18-9
1984	Miami	10	12	Boston College	47-45
1985	Foxboro			Miami	45-10
1990	Miami	3		Miami	42-12
1991	Chestnut Hill			1 Miami	19-14
1993	Chestnut Hill	21	5	Miami	23-7
1994	Miami	25	5	Miami	23-7
1995	Chestnut Hill			Miami	17-14
1996	Miami	25		Miami	43-26
1997	Chestnut Hill			Miami (2ot)	45-44
1998	Miami	25		Miami	35-17

1999	Chestnut Hill			Miami	31-28
2000	Miami	2		Miami	52-6
2001	Chestnut Hill	1		Miami	18-7
2002	Miami	1		Miami	38-6
2003	Chestnut Hill	2		Miami	33-14
2006	Miami	18		Miami	17-14
2007	Chestnut Hill	15		Boston College	28-14
2008	Miami			Boston College	24-17
2012	Chestnut Hill			Miami	41-32
2018	Chestnut Hill			Boston College	27-14

BOSTON COLLEGE VS. NORTH CAROLINA

Series	North Carolina leads 6-2-0
at Chestnut Hill	North Carolina leads 2-0-0
at Foxboro	Boston College leads 1-0-0
at Chapel Hill	North Carolina leads 3-1-0
Neutral Site/Bowls	Boston College leads 1-0-0
In ACC Play	North Carolina leads 5-0-0

Year	Site/Bowl	AP BC	AP NC	Winner	Score
1981	Chapel Hill		9	North Carolina	56-14
1984	Foxboro	10		Boston College	52-20
2004	Continental Tire	25		Boston College	37-24
2005	Chapel Hill	19		North Carolina	16-14
2008	Chapel Hill	23		North Carolina	45-24
2009	Chestnut Hill			North Carolina	31-13
2013	Chapel Hill			North Carolina	34-10
2020	Chestnut Hill			North Carolina	26-22

BOSTON COLLEGE VS. NC STATE

Series	Boston College leads 11-8-0
at Chestnut Hill	Boston College leads 5-3-0
at Fenway Park	Boston College leads 1-0-0
at Raleigh	NC State leads 7-4-0
In ACC Play	Boston College leads 10-7-0

Year	Site/Bowl	AP BC	AP ST	Winner	Score
1936	Fenway Park			Boston College	7-3
1937	Chestnut Hill			NC State	12-7
2005	Chestnut Hill			Boston College	30-10
2006	Raleigh	20		NC State	17-15
2007	Chestnut Hill			Boston College	37-17
2008	Raleigh			Boston College	38-31
2009	Chestnut Hill			Boston College	52-20
2010	Raleigh			NC State	44-17
2011	Chestnut Hill			Boston College	14-10
2012	Raleigh			NC State	27-10
2013	Chestnut Hill			Boston College	38-21
2014	Raleigh			Boston College	30-14
2015	Chestnut Hill			NC State	24-8
2016	Raleigh			Boston College	21-14
2017	Chestnut Hill			NC State	17-14
2018	Raleigh	23		NC State	28-23
2019	Chestnut Hill			Boston College	45-24
2021	Raleigh	22		NC State	33-7
2022	Raleigh	16		Boston College	21-20

BOSTON COLLEGE VS. PITT

Series	Pitt leads 17-15-0
at Chestnut Hill	Series tied 8-8-0
at Pitt	Pitt leads 9-7-0
In ACC Play	Boston College leads 2-1-0

Year	Site/Bowl	AP BC	AP UP	Winner	Score
1959	Chestnut Hill			Pitt	22-14
1970	Pitt			Boston College	21-6
1971	Chestnut Hill			Boston College	40-22
1972	Pitt			Pitt	35-20
1973	Chestnut Hill			Pitt	28-14
1974	Pitt			Pitt	35-11
1977	Chestnut Hill	16		Pitt	45-7
1978	Chestnut Hill	9		Pitt	32-15
1979	Pitt			Pitt	28-7
1980	Pitt	3		Pitt	14-6
1981	Chestnut Hill	2		Pitt	29-24
1985	Pitt			Boston College	29-22
1987	Pitt			Boston College	13-10
1988	Chestnut Hill			Boston College	34-31
1989	Chestnut Hill	23		Pitt	29-10

1990	Pitt	17	Pitt	29-6
1991	Chestnut Hill		Boston College	38-12
1993	Pitt	22	Boston College	33-0
1994	Pitt		Boston College	21-9
1995	Chestnut Hill		Boston College	17-0
1996	Pitt		Pitt	20-13
1997	Chestnut Hill		Boston College	22-21
1998	Pitt		Boston College	23-15
1999	Chestnut Hill		Boston College	20-16
2000	Three Rivers		Pitt	42-26
2001	Chestnut Hill		Boston College	45-7
2002	Pitt		Pitt	(ot) 19-16
2003	Chestnut Hill	23	Pitt	24-13
2004	Pitt		Pitt	(ot) 20-17
2014	Chestnut Hill		Pitt	30-20
2019	Pitt		Boston College	26-19
2020	Chestnut Hill		Boston College	(ot) 31-30

BOSTON COLLEGE VS. SYRACUSE

Series	Syracuse leads 34-22-0
at Syracuse	Syracuse leads 21-8-0
at Fenway Park	Boston College leads 1-0-0
at Chestnut Hill	Syracuse leads 13-12-0
at Ithaca, N.Y.	Boston College leads 1-0-0
In ACC Play	Syracuse leads 6-4-0

Year	Site/Bowl	AP AP			Score
		BC	SU	Winner	
1924	Syracuse			Syracuse	10-0
1944	Fenway Park			Boston College	19-12
1958	Syracuse			Syracuse	24-14
1961	Chestnut Hill			Syracuse	28-13
1962	Syracuse			Syracuse	12-0
1963	Syracuse			Syracuse	32-21
1964	Chestnut Hill			Boston College	21-14
1965	Syracuse			Syracuse	21-13
1966	Chestnut Hill			Syracuse	30-0
1967	Chestnut Hill			Syracuse	32-20
1969	Syracuse			Boston College	35-10
1971	Syracuse			Boston College	10-3
1972	Chestnut Hill			Boston College	37-0
1973	Syracuse			Syracuse	24-13
1974	Chestnut Hill			Boston College	45-0
1975	Syracuse			Syracuse	22-14
1976	Chestnut Hill			Boston College	28-14
1977	Syracuse			Syracuse	20-3
1978	Chestnut Hill			Syracuse	37-23
1979	Ithaca, N.Y.			Boston College	27-10
1980	Chestnut Hill			Boston College	27-16
1981	Syracuse			Syracuse	27-17
1982	Chestnut Hill			Boston College	20-13
1983	Syracuse			Syracuse	21-10
1984	Chestnut Hill			Boston College	24-16
1985	Syracuse			Syracuse	41-21
1986	Chestnut Hill			Boston College	27-9
1987	Syracuse			Syracuse	45-17
1988	Chestnut Hill			Syracuse	45-20
1989	Syracuse			Syracuse	23-11
1990	Chestnut Hill			Syracuse	35-6
1991	Syracuse			Syracuse	38-16
1992	Chestnut Hill			Syracuse	27-10
1993	Syracuse			Boston College	33-29
1994	Chestnut Hill			Boston College	31-0
1995	Syracuse			Syracuse	58-29
1996	Chestnut Hill			Syracuse	45-17
1997	Syracuse			Syracuse	20-13
1998	Chestnut Hill			Syracuse	42-25
1999	Syracuse			Boston College	24-23
2000	Chestnut Hill			Boston College	20-13
2001	Syracuse			Syracuse	39-28
2002	Chestnut Hill			Boston College	41-20
2003	Syracuse			Syracuse	39-14
2004	Chestnut Hill			Syracuse	43-17
2010	Syracuse			Boston College	16-7
2013	Syracuse			Syracuse	34-31
2014	Chestnut Hill			Boston College	28-7
2015	Syracuse			Syracuse	20-17
2016	Chestnut Hill			Syracuse	28-20
2017	Syracuse			Boston College	42-14
2018	Chestnut Hill	19		Syracuse	42-21
2019	Syracuse			Boston College	58-27
2020	Syracuse			Boston College	16-13
2021	Syracuse			Syracuse	21-6
2022	Chestnut Hill			Syracuse	32-23

BOSTON COLLEGE VS. VIRGINIA

Series	Boston College leads 6-1-0
at Chestnut Hill	Boston College leads 3-0-0
at Charlottesville	Boston College leads 2-1-0
Neutral Site/Bowls	Boston College leads 1-0-0
In ACC Play	Boston College leads 4-1-0

Year	Site/Bowl	AP AP			Score
		BC	VA	Winner	
1963	Chestnut Hill			Boston College	30-21
1994	Carguest Bowl	15		Boston College	31-13
2005	Chestnut Hill	18	25	Boston College	28-17
2009	Charlottesville			Boston College	14-10
2010	Chestnut Hill			Boston College	17-13
2017	Charlottesville			Boston College	41-10
2020	Charlottesville			Virginia	43-32

BOSTON COLLEGE VS. VIRGINIA TECH

Series	Virginia Tech leads 20-11-0
at Chestnut Hill	Virginia Tech leads 9-6-0
at Blacksburg	Virginia Tech leads 9-5-0
Neutral Site/Bowls	Virginia Tech leads 2-0-0
In ACC Play	Virginia Tech leads 12-8-0

Year	Site/Bowl	AP AP			Score
		BC	VT	Winner	
1993	Chestnut Hill		25	Boston College	48-34
1994	Chestnut Hill		18	Virginia Tech	12-7
1995	Blacksburg		20	Boston College	20-14
1996	Chestnut Hill		19	Virginia Tech	45-7
1997	Blacksburg		23	Virginia Tech	17-7
1998	Chestnut Hill		17	Virginia Tech	17-0
1999	Blacksburg	22	2	Virginia Tech	38-14
2000	Chestnut Hill		4	Virginia Tech	48-34
2001	Blacksburg		6	Virginia Tech	34-20
2002	Chestnut Hill		4	Virginia Tech	28-23
2003	Blacksburg		12	Boston College	34-27
2005	Blacksburg	13	3	Virginia Tech	30-10
2006	Chestnut Hill		22	Boston College	22-3
2007	Blacksburg		2	Boston College	14-10
2007	Jacksonville*	12	6	Virginia Tech	30-16
2008	Chestnut Hill		17	Boston College	28-23
2008	Tampa*	18		Virginia Tech	30-12
2009	Blacksburg		5	Virginia Tech	48-14
2010	Chestnut Hill			Virginia Tech	19-0
2011	Blacksburg		16	Virginia Tech	30-14
2012	Chestnut Hill			Virginia Tech	(ot) 23-20
2013	Chestnut Hill			Boston College	34-27
2014	Blacksburg			Boston College	33-31
2015	Chestnut Hill			Virginia Tech	26-10
2016	Blacksburg			Virginia Tech	49-0
2017	Chestnut Hill		16	Virginia Tech	23-10
2018	Blacksburg	24		Boston College	31-21
2019	Chestnut Hill			Boston College	35-28
2020	Blacksburg		23	Virginia Tech	40-14
2021	Chestnut Hill			Boston College	17-3
2022	Blacksburg			Virginia Tech	27-10

*ACC Football Championship Game

BOSTON COLLEGE VS. WAKE FOREST

Series	Boston College leads 14-13-2
at Chestnut Hill	Wake Forest leads 6-5-0
at Fenway Park	Boston College leads 2-0-0
at Braves Field	Wake Forest leads 3-2-1
at Winston-Salem	Boston College leads 5-4-1
In ACC Play	Boston College leads 9-8-0

Year	Site/Bowl	AP AP			Score
		BC	WF	Winner	
1941	Chestnut Hill			Boston College	26-6
1942	Fenway Park		10	Boston College	27-0
1946	Braves Field			Wake Forest	12-6
1947	Braves Field			Wake Forest	14-13
1948	Braves Field			Boston College	26-9
1949	Braves Field			Boston College	13-7
1950	Braves Field			TIE	7-7
1951	Braves Field			Wake Forest	20-6
1952	Winston-Salem			TIE	7-7
1953	Fenway Park			Boston College	20-7
2003	Chestnut Hill			Wake Forest	32-28
2004	Winston-Salem			Wake Forest	17-14
2005	Chestnut Hill	14		Boston College	35-30

2006	Winston-Salem	16	22	Wake Forest	21-14
2007	Chestnut Hill			Boston College	38-28
2008	Winston-Salem			Boston College	24-21
2009	Chestnut Hill			Boston College	(ot) 27-24
2010	Winston-Salem			Boston College	23-13
2011	Chestnut Hill			Wake Forest	27-19
2012	Winston-Salem			Wake Forest	28-14
2013	Chestnut Hill			Boston College	24-10
2014	Winston-Salem			Boston College	23-17
2015	Chestnut Hill			Wake Forest	3-0
2016	Winston-Salem			Boston College	17-14
2017	Chestnut Hill			Wake Forest	34-10
2018	Winston-Salem			Boston College	41-34
2019	Chestnut Hill			Wake Forest	27-24
2021	Chestnut Hill			Wake Forest	41-10
2022	Winston-Salem			Wake Forest	43-15

CLEMSON VS. DUKE

Series	Clemson leads 37-16-1
at Clemson	Clemson leads 20-4-1
at Durham	Clemson leads 15-12-0
Neutral Site/Bowls	Clemson leads 2-0-0
In ACC Play	Clemson leads 37-13-1

Year	Site/Bowl	AP AP			Score
		CU	DU	Winner	
1934	Durham			Duke	20-6
1935	Durham			Duke	38-12
1936	Durham			Duke	25-0
1957	Durham	14	11	Duke	7-6
1959	Clemson		10	Clemson	6-0
1960	Durham			Duke	21-6
1961	Durham			Clemson	17-7
1962	Clemson			Duke	16-0
1963	Durham			Duke	35-30
1965	Durham			Clemson	3-2
1966	Clemson			Clemson	9-6
1967	Durham			Clemson	13-7
1968	Clemson			Clemson	39-22
1969	Durham			Duke	34-27
1970	Clemson			Duke	21-10
1971	Norfolk		14	Clemson	3-0
1972	Clemson			Duke	7-0
1973	Durham			Clemson	24-8
1974	Clemson			Clemson	17-13
1975	Durham			Duke	25-24
1976	Clemson			TIE	18-18
1977	Durham			Clemson	17-11
1978	Clemson			Clemson	28-8
1979	Durham			Clemson	28-10
1980	Clemson			Duke	34-17
1981	Durham		6	Clemson	38-10
1982	Clemson		20	Clemson	49-14
1983	Durham			Clemson	38-31
1984	Clemson			Clemson	54-21
1985	Durham			Clemson	21-9
1986	Clemson		17	Clemson	35-3
1987	Clemson		7	Clemson	17-10
1988	Clemson		11	Clemson	49-17
1989	Durham		7	Duke	21-17
1990	Clemson		19	Clemson	26-7
1991	Tokyo		13	Clemson	33-21
1992	Clemson			Clemson	21-6
1993	Durham			Clemson	13-10
1994	Durham		25	Duke	19-13
1995	Clemson		24	Clemson	34-17
1996	Durham			Clemson	13-6
1997	Clemson			Clemson	(ot) 29-20
1998	Durham			Duke	28-23
1999	Clemson			Clemson	58-7
2000	Durham		7	Clemson	52-22
2001	Clemson			Clemson	59-31
2002	Durham			Clemson	34-31
2003	Clemson			Clemson	40-7
2004	Durham			Duke	16-13
2005	Clemson			Clemson	49-20
2007	Durham		25	Clemson	47-10
2008	Clemson			Clemson	31-7
2012	Durham		10	Clemson	56-20
2018	Clemson		2	Clemson	35-6

ACC SERIES RECORDS



CLEMSON VS. FLORIDA STATE

Series	Florida State leads 20-15-0
at Clemson	Clemson leads 9-8-0
at Tallahassee	Florida State leads 12-6-0
In ACC Play	Florida State leads 17-13-0

Year	Site/Bowl	AP AP		Score
		CU	FS Winner	
1970	Tallahassee		Florida State	38-13
1975	Clemson		Florida State	43-7
1976	Tallahassee		Clemson	15-12
1988	Clemson	3	10 Florida State	24-21
1989	Tallahassee	10	16 Clemson	34-23
1992	Clemson	15	5 Florida State	24-20
1993	Tallahassee	21	1 Florida State	57-0
1994	Tallahassee		10 Florida State	17-0
1995	Clemson		1 Florida State	45-26
1996	Tallahassee		2 Florida State	34-3
1997	Clemson	16	5 Florida State	35-28
1998	Tallahassee		7 Florida State	48-0
1999	Clemson		1 Florida State	17-14
2000	Tallahassee	10	4 Florida State	54-7
2001	Clemson		14 Florida State	41-27
2002	Tallahassee		11 Florida State	48-31
2003	Clemson		3 Clemson	26-10
2004	Tallahassee		8 Florida State	41-22
2005	Clemson		17 Clemson	35-14
2006	Tallahassee		9 Clemson	27-20
2007	Clemson		19 Clemson	24-18
2008	Tallahassee		24 Florida State	41-27
2009	Clemson		Clemson	40-24
2010	Tallahassee		Florida State	16-13
2011	Clemson	21	11 Clemson	35-30
2012	Tallahassee	10	4 Florida State	49-37
2013	Clemson	3	5 Florida State	51-14
2014	Tallahassee	22	1 Florida State	23-17 ot
2015	Clemson	3	17 Clemson	23-13
2016	Tallahassee	3	12 Clemson	37-34
2017	Clemson		4 Clemson	31-14
2018	Tallahassee		2 Clemson	59-10
2019	Clemson		2 Clemson	45-14
2021	Clemson		Clemson	30-20
2022	Tallahassee		4 Clemson	34-28

CLEMSON VS. GEORGIA TECH

Series	Georgia Tech leads 50-35-2
at Clemson	Clemson leads 15-7-0
at Atlanta	Georgia Tech leads 44-17-2
Neutral Site/Bowls	Clemson leads 2-1-0
In ACC Play	Clemson leads 23-17-0

Year	Site/Bowl	AP AP		Score
		CU	GT Winner	
1898	Augusta		Clemson	23-0
1899	Greenville		Clemson	41-5
1902	Atlanta		Clemson	44-5
1903	Atlanta		Clemson	73-0
1904	Atlanta		TIE	11-11
1905	Atlanta		Georgia Tech	17-12
1906	Atlanta		Clemson	10-0
1907	Atlanta		Clemson	6-5
1908	Atlanta		Georgia Tech	30-6
1909	Atlanta		Georgia Tech	29-3
1910	Atlanta		Georgia Tech	34-0
1911	Atlanta		Georgia Tech	31-0
1912	Atlanta		Georgia Tech	23-0
1913	Atlanta		Georgia Tech	34-0
1914	Atlanta		Georgia Tech	26-6
1918	Atlanta		Georgia Tech	28-0
1919	Atlanta		Georgia Tech	28-0
1920	Atlanta		Georgia Tech	7-0
1921	Atlanta		Georgia Tech	48-7
1922	Atlanta		Georgia Tech	21-7
1932	Atlanta		Georgia Tech	32-4
1933	Atlanta		Georgia Tech	39-2
1934	Atlanta		Georgia Tech	12-7
1936	Atlanta		Clemson	14-13
1937	Atlanta		Georgia Tech	7-0
1943	Atlanta	15	Georgia Tech	41-6
1944	Atlanta		Georgia Tech	51-0
1945	Atlanta		Clemson	21-7
1953	Atlanta		6 Georgia Tech	20-7
1958	Atlanta	17	Georgia Tech	13-0

1959	Atlanta	6	7 Georgia Tech	16-6
1962	Atlanta		Georgia Tech	26-9
1963	Atlanta		9 Georgia Tech	27-0
1964	Atlanta		Georgia Tech	14-7
1965	Atlanta		Georgia Tech	38-6
1966	Atlanta		9 Georgia Tech	13-12
1967	Atlanta		Georgia Tech	10-0
1968	Atlanta		Georgia Tech	24-21
1969	Atlanta	15	Clemson	21-10
1970	Atlanta		Georgia Tech	28-7
1971	Atlanta		Georgia Tech	24-14
1972	Atlanta		Georgia Tech	31-9
1973	Atlanta		Georgia Tech	29-21
1974	Clemson		Clemson	21-17
1975	Atlanta		Georgia Tech	33-28
1976	Atlanta		TIE	24-24
1977	Atlanta		Clemson	31-14
1983	Clemson		Clemson	41-14
1984	Atlanta	13	18 Georgia Tech	28-21
1985	Clemson		Georgia Tech	14-3
1986	Atlanta		Clemson	27-3
1987	Clemson		9 Clemson	33-12
1988	Atlanta		12 Clemson	30-13
1989	Clemson		14 Georgia Tech	30-14
1990	Atlanta	15	18 Georgia Tech	21-19
1991	Clemson		7 19 Clemson	9-7
1992	Atlanta		16 Georgia Tech	20-16
1993	Clemson		Clemson	16-13
1994	Clemson		Clemson	20-10
1995	Atlanta		Clemson	24-3
1996	Clemson		22 Clemson	28-25
1997	Atlanta		17 Georgia Tech	23-20
1998	Clemson		22 Georgia Tech	24-21
1999	Atlanta		13 Georgia Tech	45-42
2000	Clemson		5 Georgia Tech	31-28
2001	Atlanta		9 Clemson (ot)	47-44
2002	Clemson		Clemson	24-19
2003	Atlanta		Clemson	39-3
2004	Clemson		20 Georgia Tech	28-24
2005	Atlanta		Georgia Tech	10-9
2006	Clemson		13 12 Clemson	31-7
2007	Atlanta		13 Georgia Tech	13-3
2008	Clemson		Georgia Tech	21-17
2009	Atlanta		15 Georgia Tech	30-27
2009	Tampa*	25	12 Georgia Tech	39-34
2010	Clemson		Clemson	27-13
2011	Atlanta		6 Georgia Tech	31-17
2012	Clemson		15 Clemson	47-31
2013	Clemson		8 Clemson	55-31
2014	Atlanta	18	24 Georgia Tech	28-6
2015	Clemson		6 Clemson	43-24
2016	Atlanta		5 Clemson	26-7
2017	Clemson		7 Clemson	24-10
2018	Atlanta		3 Clemson	49-21
2019	Clemson		1 Clemson	52-14
2020	Atlanta		1 Clemson	73-7
2021	Clemson		6 Clemson	14-8
2022	Atlanta		4 Clemson	41-10

*ACC Football Championship Game - Georgia Tech's win vacated due to NCAA sanctions, included in series record

CLEMSON VS. LOUISVILLE

Series	Clemson leads 8-0-0
at Clemson	Clemson leads 4-0-0
at Louisville	Clemson leads 4-0-0
In ACC Play	Clemson leads 8-0-0

Year	Site/Bowl	AP AP		Score
		CU	UL Winner	
2014	Clemson		Clemson	23-17
2015	Louisville	11	Clemson	20-17
2016	Clemson	5	3 Clemson	42-36
2017	Louisville	3	14 Clemson	47-21
2018	Clemson		2 Clemson	77-16
2019	Louisville		3 Clemson	45-10
2021	Louisville		Clemson	30-24
2022	Clemson	10	Clemson	31-16

CLEMSON VS. MIAMI

Series	Clemson Leads 7-6-0
at Clemson	Tied 2-2-0
at Miami	Series tied 3-3-0
Neutral Site/Bowls	Clemson leads 2-1-0
In ACC Play	Clemson leads 6-2-0

Year	Site/Bowl	AP AP		Score
		CU	UM Winner	
1945	Miami		Miami	7-6
1950	Orange Bowl	10	15 Clemson	15-14
1951	Gator Bowl	19	Miami	14-0
1953	Miami		Miami	39-7
1956	Miami	12	8 Miami	21-0
2004	Miami		11 Clemson (ot)	24-17
2005	Clemson	20	13 Miami (3ot)	36-30
2009	Miami		8 Clemson (ot)	40-37
2010	Clemson		16 Miami	30-21
2015	Miami		6 Clemson	58-0
2017	Charlotte*		1 7 Clemson	38-3
2020	Clemson		1 7 Clemson	42-17
2022	Clemson		9 Clemson	40-10

*ACC Football Championship Game

CLEMSON VS. NORTH CAROLINA

Series	Clemson leads 39-19-1
at Clemson	Clemson leads 19-7-0
at Chapel Hill	Clemson leads 16-11-1
Neutral Site/Bowls	Clemson leads 4-1-0
In ACC Championship Play	Clemson leads 2-0-0
In ACC Play	Clemson leads 36-16-1

Year	Site/Bowl	AP AP		Score
		CU	NC Winner	
1897	Chapel Hill		North Carolina	28-10
1901	Charlotte		Clemson	22-10
1903	Chapel Hill		North Carolina	11-6
1907	Columbia		Clemson	15-6
1915	Charlotte		North Carolina	9-7
1957	Chapel Hill		North Carolina	26-0
1958	Clemson		Clemson	26-21
1959	Chapel Hill	18	12 Clemson	20-18
1960	Clemson		Clemson	24-0
1961	Chapel Hill		Clemson	27-0
1962	Clemson		Clemson	17-6
1963	Chapel Hill		Clemson	11-7
1964	Clemson		North Carolina	29-0
1965	Chapel Hill		North Carolina	17-13
1966	Clemson		Clemson	27-3
1967	Chapel Hill		Clemson	17-0
1968	Clemson		Clemson	24-14
1969	Chapel Hill		North Carolina	32-15
1970	Clemson		North Carolina	42-7
1971	Chapel Hill		North Carolina	26-13
1972	Clemson		North Carolina	26-10
1973	Chapel Hill		Clemson	37-29
1974	Clemson		Clemson	54-32
1975	Chapel Hill		Clemson	38-35
1976	Clemson		North Carolina	27-23
1977	Chapel Hill	13	TIE	13-13
1978	Clemson	15	Clemson	13-9
1979	Chapel Hill	18	Clemson	19-10
1980	Clemson		14 North Carolina	24-19
1981	Chapel Hill	2	8 Clemson	10-8
1982	Clemson	13	18 Clemson	16-13
1983	Chapel Hill		10 Clemson	16-3
1984	Clemson		Clemson	20-12
1985	Chapel Hill		North Carolina	21-20
1986	Clemson	20	Clemson	38-10
1987	Chapel Hill	10	Clemson	13-10
1988	Clemson	17	Clemson	37-14
1989	Chapel Hill	21	Clemson	35-3
1990	Clemson	18	Clemson	20-3
1991	Chapel Hill	15	Clemson	21-6
1992	Clemson		18 Clemson	40-7
1993	Chapel Hill	16	North Carolina	24-0
1994	Chapel Hill	19	Clemson	28-17
1995	Clemson		Clemson	17-10
1996	Chapel Hill		North Carolina	45-0
1997	Clemson		8 North Carolina	17-10
1998	Chapel Hill		North Carolina	21-14
1999	Clemson		Clemson	31-20
2000	Chapel Hill	5	Clemson	38-24

2001	Clemson	13	North Carolina	38-3
2002	Chapel Hill		Clemson	42-12
2003	Clemson		Clemson	36-28
2006	Clemson	19	Clemson	52-7
2010	Chapel Hill		North Carolina	21-16
2011	Clemson	8	Clemson	59-38
2014	Clemson		Clemson	50-35
2015	Charlotte*	1	8 Clemson	45-37
2019	Chapel Hill	1	Clemson	21-20
2022	Charlotte*	9	24 Clemson	39-10

*ACC Football Championship Game

CLEMSON VS. NC STATE

Series	Clemson leads 60-29-1
at Clemson	Clemson leads 27-11-0
at Raleigh	Clemson leads 22-17-0
Neutral Site/Bowls	Clemson leads 11-1-1
In ACC Play	Clemson leads 40-23-0

Year	Site/Bowl	AP AP		Winner	Score
		CU	ST		
1899	Rock Hill			Clemson	24-0
1902	Clemson			Clemson	11-5
1903	Columbia			Clemson	24-0
1904	Raleigh			NC State	18-0
1906	Columbia			TIE	0-0
1926	Clemson			Clemson	7-3
1927	Raleigh			NC State	18-6
1928	Florence			Clemson	7-0
1929	Florence			Clemson	26-0
1930	Charlotte			Clemson	27-0
1931	Charlotte			Clemson	6-0
1932	Raleigh			NC State	13-0
1933	Clemson			Clemson	9-0
1934	Raleigh			Clemson	12-6
1939	Charlotte			Clemson	25-6
1940	Charlotte			Clemson	26-7
1941	Charlotte			Clemson	27-6
1942	Charlotte			NC State	7-6
1943	Charlotte			Clemson	19-7
1944	Charlotte			Clemson	13-7
1945	Raleigh			Clemson	13-0
1946	Clemson			NC State	14-7
1947	Raleigh			NC State	18-0
1948	Clemson			Clemson	6-0
1949	Raleigh			Clemson	7-6
1950	Clemson			Clemson	27-0
1951	Raleigh	18		Clemson	6-0
1956	Raleigh			Clemson	13-7
1957	Clemson		13	NC State	13-7
1958	Raleigh			Clemson	13-6
1959	Clemson			Clemson	23-0
1961	Clemson			Clemson	20-0
1962	Raleigh			Clemson	7-0
1963	Clemson			NC State	7-3
1964	Raleigh			NC State	9-0
1965	Clemson			Clemson	21-7
1966	Raleigh			NC State	23-14
1967	Clemson		10	Clemson	14-6
1968	Raleigh			Clemson	24-19
1971	Clemson			NC State	31-23
1972	Raleigh			NC State	42-17
1973	Clemson			NC State	29-6
1974	Raleigh		15	NC State	31-10
1975	Clemson			NC State	45-7
1976	Raleigh			NC State	38-21
1977	Clemson		20	Clemson	7-3
1978	Raleigh		20	Clemson	33-10
1979	Clemson			NC State	16-13
1980	Raleigh			NC State	24-20
1981	Clemson		4	Clemson	17-7
1982	Raleigh		18	Clemson	38-29
1983	Clemson			Clemson	27-17
1984	Raleigh			Clemson	35-34
1985	Clemson			Clemson	39-10
1986	Raleigh		16	20 NC State	27-3
1987	Clemson		7	NC State	30-28
1988	Raleigh		9	NC State	10-3
1989	Clemson			12 Clemson	30-10
1990	Raleigh		22	Clemson	24-17
1991	Clemson		19	12 Clemson	29-19
1992	Raleigh		18	23 NC State	20-6
1993	Clemson			24 Clemson	20-14
1994	Clemson		22	NC State	29-12

1995	Raleigh			Clemson	43-22
1996	Clemson			Clemson	40-17
1997	Raleigh		19	Clemson	19-17
1998	Clemson			NC State	46-39
1999	Raleigh			NC State	35-31
2000	Clemson		5	Clemson	34-27
2001	Raleigh		16	Clemson	45-37
2002	Clemson		12	NC State	38-6
2003	Raleigh			NC State	17-15
2004	Clemson			Clemson	26-20
2005	Raleigh			Clemson	31-10
2006	Clemson			Clemson	20-14
2007	Raleigh		19	Clemson	42-20
2008	Clemson			Clemson	27-9
2009	Raleigh		24	Clemson	43-23
2010	Clemson		23	Clemson	14-13
2011	Raleigh		7	NC State	37-13
2012	Clemson		11	Clemson	62-48
2013	Raleigh		3	Clemson	26-14
2014	Clemson			Clemson	41-0
2015	Raleigh		3	Clemson	56-41
2016	Clemson		3	Clemson	24-17
2017	Raleigh		6	20 Clemson	38-31
2018	Clemson		3	16 Clemson	41-7
2019	Raleigh		4	Clemson	55-10
2021	Raleigh		9	NC State	27-27 (2ot)
2022	Clemson		5	10 Clemson	30-20

CLEMSON VS. PITT

Series	Pitt leads 3-2-0
Neutral Sites/Bowl Games	Series tied 1-1-0
at Clemson	Series tied 1-1-0
at Pittsburgh	Pitt leads 1-0
In ACC Play	Tied 2-2-0

Year	Site/Bowl	AP AP		Winner	Score
		CU	UP		
1977	Gator Bowl	11	10	Pitt	34-3
2016	Clemson	3		Pitt	43-42
2018	Charlotte*	2		Clemson	42-10
2020	Clemson	4		Clemson	52-17
2021	Pitt		23	Pitt	27-17

*ACC Football Championship Game

CLEMSON VS. SYRACUSE

Series	Clemson leads 9-2-0
at Syracuse	Clemson leads 4-1-0
at Clemson	Clemson leads 5-0-0
Neutral Sites/Bowl Games	Syracuse leads 1-0-0
In ACC Play	Clemson leads 9-1-0

Year	Site/Bowl	AP AP		Winner	Score
		CU	SU		
1996	Gator Bowl			Syracuse	41-0
2013	Syracuse	3		Clemson	49-14
2014	Clemson	21		Clemson	16-6
2015	Syracuse	1		Clemson	37-27
2016	Clemson	3		Clemson	54-0
2017	Syracuse	2		Syracuse	27-24
2018	Clemson	3		Clemson	27-23
2019	Syracuse	1		Clemson	41-6
2020	Clemson	1		Clemson	47-21
2021	Syracuse			Clemson	17-14
2022	Clemson	5	14	Clemson	27-21

CLEMSON VS. VIRGINIA

Series	Clemson leads 40-8-1
at Clemson	Clemson leads 21-3-1
at Charlottesville	Clemson leads 17-5-0
Neutral Site/Bowls	Clemson leads 2-0-0
In ACC Play	Clemson leads 38-8-1

Year	Site/Bowl	AP AP		Winner	Score
		CU	VA		
1955	Charlottesville			Clemson	20-7
1956	Clemson			Clemson	7-0
1957	Charlottesville			Clemson	20-6
1958	Clemson		15	Clemson	20-15
1959	Charlottesville		5	Clemson	27-0
1960	Clemson		8	Clemson	21-7
1963	Charlottesville			Clemson	35-0
1964	Clemson			Clemson	29-7

1965	Charlottesville			Clemson	20-14
1966	Clemson			Clemson	40-35
1969	Charlottesville			Clemson	21-14
1970	Clemson			Clemson	27-17
1971	Richmond			Clemson	32-15
1972	Clemson			Clemson	37-21
1973	Clemson			Clemson	32-27
1974	Clemson			Clemson	28-9
1977	Clemson			Clemson	31-0
1978	Charlottesville			Clemson	30-14
1979	Clemson			Clemson	17-7
1980	Charlottesville			Clemson	27-24
1981	Clemson		9	Clemson	27-0
1982	Charlottesville			Clemson	48-0
1983	Clemson			Clemson	42-21
1984	Charlottesville		3	Clemson	55-0
1985	Clemson			Clemson	27-24
1986	Charlottesville		20	Clemson	31-17
1987	Clemson		8	Clemson	38-21
1988	Charlottesville		11	Clemson	10-7
1989	Clemson		15	Clemson	34-20
1990	Charlottesville		9	14 Virginia	20-7
1991	Clemson		18	TIE	20-20
1992	Charlottesville		25	10 Clemson	29-28
1993	Clemson		18	Clemson	23-14
1994	Charlottesville			Virginia	9-6
1995	Clemson		11	Virginia	22-3
1996	Charlottesville		15	Clemson	24-16
1997	Clemson			Virginia	21-7
1998	Charlottesville		10	Virginia	20-18
1999	Clemson		23	Clemson	33-14
2000	Charlottesville		11	Clemson	31-10
2001	Clemson		19	Virginia	26-24
2002	Charlottesville			Virginia	22-17
2003	Clemson		25	Clemson	(ot) 30-27
2004	Charlottesville		10	Virginia	30-10
2008	Charlottesville			Clemson	13-3
2009	Clemson		18	Clemson	34-21
2013	Charlottesville		9	Clemson	59-10
2019	Charlotte*		3	22 Clemson	62-17
2020	Clemson		1	Clemson	41-23

*ACC Championship Game

CLEMSON VS. VIRGINIA TECH

Series	Clemson leads 23-12-1
at Clemson	Clemson leads 9-7-1
at Blacksburg	Clemson leads 10-3-0
Neutral Site/Bowls	Clemson leads 4-2-0
In ACC Championship	Clemson leads 2-0-0
In ACC Play	Clemson leads 6-2-0

Year	Site/Bowl	AP AP		Winner	Score
		CU	VT		
1900	Charlotte			Clemson	12-5
1901	Columbia, S.C.			Virginia Tech	17-11
1906	Clemson			TIE	0-0
1908	Clemson			Virginia Tech	6-0
1909	Blacksburg			Virginia Tech	6-0
1923	Blacksburg			Virginia Tech	25-6
1924	Clemson			Virginia Tech	50-6
1935	Blacksburg			Clemson	28-7
1936	Clemson			Clemson	20-0
1945	Clemson			Clemson	35-0
1946	Blacksburg			Clemson	14-7
1954	Clemson			Virginia Tech	18-7
1955	Roanoke			Clemson	21-16
1956	Clemson		13	15 Clemson	21-6
1960	Clemson		7	Clemson	13-7
1977	Blacksburg			Clemson	31-13
1978	Clemson			Clemson	38-7
1979	Blacksburg			Clemson	21-0
1980	Clemson			Clemson	13-10
1984	Clemson			Clemson	17-10
1985	Blacksburg			Clemson	20-17
1986	Clemson			Virginia Tech	20-14
1987	Blacksburg		10	Clemson	22-10
1988	Clemson		4	Clemson	40-7
1989	Blacksburg		7	Clemson	27-7
1998	Clemson			Virginia Tech	37-0
1999	Blacksburg		8	Virginia Tech	31-11
2001	Gator Bowl		16	6 Virginia Tech	41-20
2006	Blacksburg		10	Virginia Tech	24-7
2007	Clemson		22	15 Virginia Tech	41-23
2011	Blacksburg		13	11 Clemson	23-3

ACC SERIES RECORDS



2011	Charlotte	21	5	Clemson	38-10
2012	Clemson	14		Clemson	38-17
2016	Charlotte	3	18	Clemson	42-35
2017	Blacksburg	2	12	Clemson	31-17
2020	Blacksburg	4		Clemson	45-10

CLEMSON VS. WAKE FOREST

Series	Clemson leads 70-17-1
at Clemson	Clemson leads 40-7-0
at Winston-Salem	Clemson leads 26-6-1
at Old Wake Forest	Wake Forest leads 4-1-0
Neutral Site/Bowls	Clemson leads 3-0-0
In ACC Play	Clemson leads 60-9-1

Year	Site/Bowl	AP AP		Winner	Score
		CU	WF		
1933	Charlotte			Clemson	13-0
1935	Clemson			Clemson	13-7
1936	Old Wake Forest			Wake Forest	6-0
1937	Clemson			Clemson	32-0
1938	Old Wake Forest			Clemson	7-0
1939	Clemson			Clemson	20-7
1940	Clemson			Clemson	39-0
1941	Clemson			Clemson	29-0
1942	Old Wake Forest			Wake Forest	19-6
1943	Clemson			Wake Forest	41-12
1944	Old Wake Forest	17		Wake Forest	13-7
1945	Clemson	16		Wake Forest	13-6
1946	Old Wake Forest			Wake Forest	19-7
1947	Clemson			Wake Forest	16-14
1948	Winston-Salem	10	19	Clemson	21-14
1949	Clemson			Wake Forest	35-21
1950	Winston-Salem	16	17	Clemson	13-12
1951	Clemson			Clemson	21-6
1953	Clemson			Clemson	18-0
1954	Charlotte			Clemson	32-20
1955	Clemson			Clemson	19-13
1956	Winston-Salem			Clemson	17-0
1957	Clemson			Clemson	13-6
1958	Clemson	19		Clemson	14-12
1959	Clemson	19		Clemson	33-31
1960	Winston-Salem	9		Clemson	28-7
1961	Clemson			Wake Forest	17-13
1962	Winston-Salem			Clemson	24-7
1963	Clemson			Clemson	36-0
1964	Winston-Salem			Clemson	21-2
1965	Clemson			Clemson	26-13
1966	Winston-Salem			Clemson	23-21
1967	Clemson			Clemson	23-6
1968	Winston-Salem			TIE	20-20
1969	Clemson			Clemson	28-14
1970	Winston-Salem			Wake Forest	36-20
1971	Clemson			Clemson	10-9
1972	Winston-Salem			Clemson	31-0
1973	Clemson			Clemson	35-8
1974	Winston-Salem			Clemson	21-9
1975	Clemson			Clemson	16-14
1976	Winston-Salem			Wake Forest	20-14
1977	Clemson	16		Clemson	26-0
1978	Winston-Salem	16		Clemson	51-6
1979	Clemson		14	Clemson	31-0
1980	Winston-Salem			Clemson	35-33
1981	Clemson	3		Clemson	82-24
1982	Tokyo	10		Clemson	21-17
1983	Clemson			Clemson	24-17
1984	Clemson			Clemson	37-14
1985	Clemson			Clemson	26-10
1986	Winston-Salem			Clemson	28-20
1987	Clemson	14		Clemson	31-17
1988	Winston-Salem	15		Clemson	38-21
1989	Clemson	22		Clemson	44-10
1990	Winston-Salem	19		Clemson	24-6
1991	Clemson	16		Clemson	28-10
1992	Winston-Salem			Wake Forest	18-15
1993	Clemson			Wake Forest	20-16
1994	Clemson			Clemson	24-8
1995	Winston-Salem			Clemson	29-14
1996	Clemson			Clemson	21-10
1997	Winston-Salem			Clemson	33-16
1998	Clemson			Wake Forest	29-19
1999	Winston-Salem			Clemson	12-3
2000	Clemson	16		Clemson	55-7
2001	Winston-Salem			Clemson	21-14
2002	Clemson			Clemson	31-23

2003	Winston-Salem			Wake Forest	45-17
2004	Clemson	15		Clemson	(2ot) 37-30
2005	Winston-Salem			Wake Forest	31-27
2006	Winston-Salem	15		Clemson	27-17
2007	Clemson	20		Clemson	44-10
2008	Winston-Salem	21		Wake Forest	12-7
2009	Clemson			Clemson	38-3
2010	Winston-Salem			Clemson	30-10
2011	Clemson	9		Clemson	31-28
2012	Winston-Salem	14		Clemson	42-13
2013	Clemson	3		Clemson	56-7
2014	Winston-Salem	19		Clemson	34-20
2015	Clemson	1		Clemson	33-13
2016	Winston-Salem	5		Clemson	35-13
2017	Clemson	2		Clemson	28-14
2018	Winston-Salem	4		Clemson	63-3
2019	Clemson	3		Clemson	52-3
2020	Winston-Salem	1		Clemson	37-13
2021	Clemson	10		Clemson	48-27
2022	Winston-Salem	5	21	Clemson	51-45 (2ot)

DUKE VS. FLORIDA STATE

Series	Florida State leads 21-0-0
at Durham	Florida State leads 8-0-0
at Tallahassee	Florida State leads 10-0-0
Neutral Site/Bowls	Florida State leads 3-0-0
In ACC Play	Florida State leads 21-0-0

Year	Site/Bowl	AP AP		Winner	Score
		DU	FS		
1992	Tallahassee	4		Florida State	48-21
1993	Durham	1		Florida State	45-7
1994	Tallahassee	16	9	Florida State	59-20
1995	Orlando	1		Florida State	70-26
1996	Tallahassee	3		Florida State	44-7
1997	Durham	4		Florida State	51-27
1998	Tallahassee	11		Florida State	62-13
1999	Jacksonville	1		Florida State	51-23
2000	Tallahassee	7		Florida State	63-14
2001	Durham	6		Florida State	55-13
2002	Tallahassee	5		Florida State	48-17
2003	Durham	6		Florida State	56-7
2004	Tallahassee	13		Florida State	29-7
2005	Durham	11		Florida State	55-24
2006	Durham			Florida State	51-24
2007	Tallahassee			Florida State	25-6
2011	Durham			Florida State	41-16
2012	Tallahassee	11		Florida State	48-7
2013	Charlotte*	20	1	Florida State	45-7
2017	Durham			Florida State	17-10
2020	Tallahassee			Florida State	56-35

*ACC Football Championship Game

DUKE VS. GEORGIA TECH

Series	Georgia Tech leads 54-35-1
at Durham	Georgia Tech leads 23-21-0
at Atlanta	Georgia Tech leads 31-14-1
In ACC Play	Georgia Tech leads 29-11-0

Year	Site/Bowl	AP AP		Winner	Score
		DU	GT		
1933	Atlanta			Georgia Tech	6-0
1934	Durham			Duke	20-0
1935	Atlanta			Georgia Tech	6-0
1936	Durham			Duke	19-6
1937	Atlanta	10		Duke	20-19
1938	Durham	9		Duke	6-0
1939	Atlanta	12		Duke	7-6
1940	Durham	18		Duke	41-7
1941	Atlanta	4		Duke	14-0
1942	Durham		5	Georgia Tech	26-7
1943	Atlanta	8		Duke	14-7
1944	Durham		5	Duke	19-13
1945	Atlanta	18		Duke	14-6
1946	Durham	19	16	Georgia Tech	14-0
1947	Atlanta	9	6	Georgia Tech	7-0
1948	Durham		6	Georgia Tech	19-7
1949	Atlanta			Duke	27-14
1950	Durham			Duke	30-21
1951	Atlanta		5	TIE	14-14
1952	Durham	6	4	Georgia Tech	28-7
1953	Atlanta	15	12	Georgia Tech	13-10
1954	Durham	16		Duke	21-20

1955	Atlanta	17	12	Georgia Tech	27-0
1956	Durham		2	Georgia Tech	7-0
1957	Atlanta	7		Georgia Tech	13-0
1958	Durham			Georgia Tech	19-8
1959	Atlanta		9	Duke	10-7
1960	Durham	15		Duke	6-0
1961	Atlanta			Georgia Tech	21-0
1962	Durham			Georgia Tech	20-9
1963	Atlanta			Georgia Tech	30-6
1964	Durham		8	Georgia Tech	21-8
1965	Atlanta			Georgia Tech	35-23
1966	Durham		6	Georgia Tech	48-7
1967	Atlanta			Georgia Tech	19-7
1968	Durham			Duke	46-30
1969	Atlanta			Georgia Tech	20-7
1970	Durham			Georgia Tech	24-16
1971	Atlanta			Georgia Tech	21-0
1972	Durham			Duke	20-14
1973	Atlanta			Georgia Tech	12-10
1974	Durham			Duke	9-0
1975	Atlanta			Georgia Tech	21-6
1976	Durham			Duke	31-7
1977	Atlanta			Duke	25-24
1978	Durham			Duke	28-10
1979	Atlanta			Georgia Tech	24-14
1980	Durham			Duke	17-12
1981	Atlanta			Duke	38-24
1982	Atlanta			Duke	38-21
1983	Durham			Duke	32-26
1984	Atlanta			Georgia Tech	31-3
1985	Durham			Georgia Tech	9-0
1986	Atlanta			Georgia Tech	34-6
1987	Durham			Duke	48-14
1988	Atlanta			Duke	31-21
1989	Durham			Duke	30-19
1990	Atlanta		16	Georgia Tech	48-31
1991	Durham			Georgia Tech	17-6
1992	Atlanta			Georgia Tech	20-17
1993	Durham			Georgia Tech	47-14
1994	Atlanta			Duke	27-12
1995	Durham			Georgia Tech	37-21
1996	Atlanta			Georgia Tech	48-22
1997	Durham			Georgia Tech	41-38
1998	Atlanta			Georgia Tech	41-13
1999	Durham		8	Georgia Tech	38-31
2000	Atlanta			Georgia Tech	45-10
2001	Durham		17	Georgia Tech	37-10
2002	Atlanta			Georgia Tech	17-2
2003	Durham			Duke	41-17
2004	Atlanta			Georgia Tech	24-7
2005	Durham			Georgia Tech	35-10
2006	Atlanta		18	Georgia Tech	49-21
2007	Durham			Georgia Tech	41-24
2008	Atlanta			Georgia Tech	27-0
2009	Durham		7	Georgia Tech	49-10
2010	Atlanta			Georgia Tech	30-20
2011	Durham			Georgia Tech	38-31
2012	Atlanta			Georgia Tech	42-24
2013	Durham			Georgia Tech	38-14
2014	Atlanta	22		Duke	31-25
2015	Durham	20		Duke	34-20
2016	Atlanta			Georgia Tech	38-35
2017	Durham			Duke	43-20
2018	Atlanta			Duke	28-14
2019	Durham			Duke	41-23
2020	Atlanta			Georgia Tech	56-33
2021	Durham			Georgia Tech	31-27
2022	Atlanta			Georgia Tech	23-20 (ot)

DUKE VS. LOUISVILLE

Series	Louisville leads 3-0-0
at Durham	Louisville leads 2-0-0
at Louisville	Louisville leads 1-0-0

Year	Site/Bowl	AP AP		Winner	Score
		DU	UL		
2002	Durham			Louisville	40-3
2016	Louisville	7		Louisville	24-14
2021	Durham			Louisville	62-22

DUKE VS. MIAMI

Series	Miami leads 15-5-0
at Durham	Miami leads 9-2-0
at Miami	Miami leads 6-3-0
In ACC Play	Miami leads 14-4-0

Year	Site/Bowl	AP AP		Winner	Score
		DU	UM		
1976	Miami			Duke	20-7
1983	Durham	15		Miami	56-17
2005	Miami	9		Miami	52-7
2006	Durham			Miami	20-15
2007	Miami			Miami	24-14
2008	Durham			Miami	49-31
2009	Miami	21		Miami	34-16
2010	Durham			Miami	28-13
2011	Miami			Miami	49-14
2012	Durham			Miami	52-45
2013	Durham	24		Duke	48-30
2014	Miami			Miami	22-10
2015	Durham	22		Miami	30-27
2016	Miami			Miami	40-21
2017	Durham	14		Miami	31-6
2018	Miami			Duke	20-12
2019	Durham			Duke	27-17
2020	Durham	9		Miami	48-0
2021	Durham			Miami	47-10
2022	Miami			Duke	45-21

DUKE VS. NORTH CAROLINA

Series	North Carolina leads 64-40-4
at Durham	North Carolina leads 31-19-2
at Chapel Hill	North Carolina leads 33-19-2
Neutral Site/Bowls	Duke leads 2-0-0
In ACC Play	North Carolina leads 47-22-1

NOTE: The series totals listed in this media guide do not include an 1889 game in Durham that both schools claim as a forfeit victory.

Year	Site/Bowl	AP AP		Winner	Score
		DU	NC		
1888	Raleigh			Duke	16-0
1889	Raleigh			Duke	25-17
1889	Durham			Disputed	1-0 (F)
1891	Chapel Hill			Duke	6-4
1892	Chapel Hill			North Carolina	24-0
1893	Durham			Duke	6-4
1894	Chapel Hill			North Carolina	28-0
1922	Chapel Hill			North Carolina	20-0
1923	Durham			North Carolina	14-6
1924	Chapel Hill			North Carolina	6-0
1925	Durham			North Carolina	41-0
1926	Chapel Hill			North Carolina	6-0
1927	Durham			North Carolina	18-0
1928	Chapel Hill			North Carolina	14-7
1929	Durham			North Carolina	48-7
1930	Chapel Hill			TIE	0-0
1931	Durham			TIE	0-0
1932	Chapel Hill			Duke	7-0
1933	Durham			Duke	21-0
1934	Chapel Hill			North Carolina	7-0
1935	Durham			Duke	25-0
1936	Chapel Hill	13		Duke	27-7
1937	Durham	8		North Carolina	14-6
1938	Chapel Hill	11		Duke	14-0
1939	Durham	13		Duke	13-3
1940	Chapel Hill	12		North Carolina	6-3
1941	Durham	3		Duke	20-0
1942	Chapel Hill			TIE	13-13
1943	Durham	6		Duke	14-7
1943	Chapel Hill	6		Duke	27-6
1944	Chapel Hill	11		Duke	33-0
1945	Durham	15		Duke	14-7
1946	Chapel Hill	14		North Carolina	22-7
1947	Durham			North Carolina	21-0
1948	Chapel Hill	5		North Carolina	20-0
1949	Durham			North Carolina	21-20
1950	Chapel Hill			Duke	7-0
1951	Durham			Duke	19-7
1952	Chapel Hill	20		Duke	34-0
1953	Durham			Duke	35-20
1954	Chapel Hill	20		Duke	47-12
1955	Durham	18		Duke	6-0

1956	Chapel Hill			Duke	21-6
1957	Durham	11		North Carolina	21-13
1958	Chapel Hill	17		Duke	7-6
1959	Durham			North Carolina	50-0
1960	Chapel Hill	6		North Carolina	7-6
1961	Durham			Duke	6-3
1962	Chapel Hill			Duke	16-14
1963	Durham			North Carolina	16-14
1964	Chapel Hill			North Carolina	21-15
1965	Durham			Duke	34-7
1966	Chapel Hill			Duke	41-25
1967	Durham			North Carolina	20-9
1968	Chapel Hill			North Carolina	25-14
1969	Durham			Duke	17-13
1970	Chapel Hill			North Carolina	59-34
1971	Durham			North Carolina	38-0
1972	Chapel Hill	16		North Carolina	14-0
1973	Durham			Duke	27-10
1974	Chapel Hill			North Carolina	14-13
1975	Durham			TIE	17-17
1976	Chapel Hill			North Carolina	39-38
1977	Durham			North Carolina	16-3
1978	Chapel Hill	18		North Carolina	16-15
1979	Durham			North Carolina	37-16
1980	Chapel Hill			North Carolina	44-21
1981	Durham	15		North Carolina	31-10
1982	Durham	12		Duke	23-17
1983	Chapel Hill			North Carolina	34-27
1984	Durham			North Carolina	17-15
1985	Chapel Hill			Duke	23-21
1986	Durham			North Carolina	42-35
1987	Chapel Hill			Duke	25-10
1988	Durham			Duke	35-29
1989	Chapel Hill	25		Duke	41-0
1990	Durham			North Carolina	24-22
1991	Chapel Hill			North Carolina	47-14
1992	Durham	21		North Carolina	31-28
1993	Chapel Hill	13		North Carolina	38-24
1994	Durham	24		North Carolina	41-40
1995	Chapel Hill			North Carolina	28-24
1996	Durham	13		North Carolina	27-10
1997	Chapel Hill	8		North Carolina	50-14
1998	Durham			North Carolina	28-6
1999	Chapel Hill			North Carolina	38-0
2000	Durham			North Carolina	59-21
2001	Chapel Hill			North Carolina	52-17
2002	Durham			North Carolina	23-21
2003	Chapel Hill			Duke	30-22
2004	Durham			North Carolina	40-17
2005	Chapel Hill			North Carolina	24-21
2006	Durham			North Carolina	45-44
2007	Chapel Hill			North Carolina..	20-14 ot
2008	Durham			North Carolina	28-20
2009	Chapel Hill			North Carolina	19-6
2010	Durham			North Carolina	24-19
2011	Chapel Hill			North Carolina	37-21
2012	Durham	24		Duke	33-30
2013	Chapel Hill			Duke	27-25
2014	Durham	25		North Carolina	45-20
2015	Chapel Hill	21		North Carolina	66-31
2016	Durham	15		Duke	28-27
2017	Chapel Hill			Duke	27-17
2018	Durham			Duke	42-35
2019	Chapel Hill			North Carolina	20-17
2020	Durham			North Carolina	56-24
2021	Chapel Hill			North Carolina	38-7
2022	Durham			North Carolina	38-35

DUKE VS. NC STATE

Series	Duke leads 41-37-5
at Durham	Duke leads 24-17-1
at Raleigh	NC State leads 20-17-4
In ACC Play	NC State leads 30-21-4

Year	Site/Bowl	AP AP		Winner	Score
		DU	ST		
1924	Raleigh			NC State	14-0
1925	Durham			NC State	13-0
1926	Raleigh			NC State	26-19
1927	Durham			NC State	20-18
1928	Raleigh			Duke	14-12
1929	Durham			Duke	19-12
1930	Raleigh			Duke	18-0
1931	Durham			NC State	14-0

1932	Raleigh			NC State	6-0
1933	Durham			Duke	7-0
1934	Durham			Duke	32-0
1935	Raleigh			Duke	7-0
1936	Durham	11		Duke	13-0
1937	Raleigh	4		Duke	20-7
1938	Durham	8		Duke	7-0
1939	Raleigh			Duke	28-0
1940	Durham			Duke	42-6
1941	Raleigh	3		Duke	55-6
1942	Durham			Duke	47-0
1943	Raleigh	9		Duke	75-0
1945	Durham	16		Duke	26-13
1946	Raleigh			NC State	13-7
1947	Durham			Duke	7-0
1948	Raleigh			TIE	0-0
1949	Durham			Duke	14-13
1950	Raleigh			Duke	7-0
1951	Durham			Duke	27-21
1952	Raleigh	5		Duke	57-0
1953	Durham	16		Duke	31-0
1954	Raleigh	19		Duke	21-7
1955	Raleigh			Duke	33-7
1956	Durham			Duke	42-0
1957	Raleigh	4	11	TIE	14-14
1958	Durham			Duke	20-13
1959	Raleigh			Duke	17-15
1960	Durham			Duke	17-13
1961	Raleigh			Duke	17-6
1962	Durham			Duke	21-14
1963	Raleigh			NC State	21-7
1964	Durham			Duke	35-3
1965	Raleigh			NC State	21-0
1966	Durham	5		NC State	33-7
1967	Raleigh			NC State	28-7
1968	Durham			NC State	17-15
1969	Raleigh			TIE	25-25
1970	Raleigh			Duke	22-6
1971	Durham			Duke	41-13
1972	Raleigh			NC State	17-0
1973	Durham	20		NC State	21-3
1974	Raleigh	16		NC State	35-21
1975	Durham			TIE	21-21
1976	Raleigh			Duke	28-14
1977	Durham			NC State	37-32
1978	Raleigh			NC State	24-10
1979	Durham			NC State	28-7
1980	Raleigh			NC State	38-21
1981	Durham			Duke	17-7
1982	Raleigh			NC State	21-16
1983	Durham			Duke	27-26
1984	Raleigh			Duke	16-13
1985	Durham			Duke	31-19
1986	Raleigh			NC State	29-15
1987	Durham			NC State	47-45
1988	Raleigh			TIE	43-43
1989	Durham			Duke	35-26
1990	Raleigh			NC State	16-0
1991	Durham	24		NC State	32-31
1992	Raleigh	14		NC State	45-27
1993	Durham	22		Duke	21-20
1994	Raleigh	18		NC State	24-23
1995	Durham			NC State	41-38
1996	Raleigh			NC State	44-22
1997	Durham			NC State	45-14
1998	Raleigh			NC State	27-24
1999	Durham			NC State	(ot) 31-24
2000	Raleigh			NC State	35-31
2001	Durham			NC State	55-31
2002	Raleigh			NC State	24-22
2003	Durham			NC State	28-21
2008	Durham			NC State	27-17
2009	Raleigh			Duke	49-28
2013	Durham			Duke	38-20
2020	Raleigh			NC State	31-20

ACC SERIES RECORDS



DUKE VS. PITT

Series		Pitt leads 17-9-0		
at Durham		Pitt leads 9-4-0		
at Pitt		Pitt leads 7-5-0		
In ACC Play		Pitt leads 8-1-0		
Year	Site/Bowl	AP DU	AP UP Winner	Score
1929	Durham		Pitt	52-7
1937	Durham	18	1 Pitt	10-0
1938	Durham	3	4 Duke	7-0
1939	Pitt		Pitt	14-13
1940	Durham	20	Duke	12-7
1941	Pitt	4	Duke	27-7
1942	Pitt		Duke	28-0
1950	Durham	16	Duke	28-14
1951	Pitt		Duke	19-14
1955	Durham	5	Pitt	26-7
1956	Pitt	16	Pitt	27-14
1959	Pitt		Pitt	12-0
1965	Durham		Duke	21-13
1966	Pitt		Duke	14-7
1969	Durham		Pitt	14-12
1975	Pitt		Pitt	14-0
1976	Durham	2	Pitt	44-31
2013	Durham		Pitt	58-55
2014	Pitt	24	Duke	(2ot) 51-48
2015	Durham		Pitt	31-13
2016	Pitt		Pitt	56-14
2017	Durham		Pitt	24-17
2018	Pitt		Pitt	54-45
2019	Durham		Pitt	33-30
2021	Durham		Pitt	54-29
2022	Pitt		Pitt	28-26

DUKE VS. SYRACUSE

Series		Duke leads 4-1-0		
In Durham		Tied 1-1-0		
In Syracuse		Duke leads 3-0-0		
In ACC Play		Duke leads 2-1-0		
Year	Site/Bowl	AP DU	AP SU Winner	Score
1938	Syracuse		Duke	21-0
1939	Durham		Duke	33-6
2014	Syracuse	22	Duke	27-10
2019	Durham		Syracuse	49-6
2020	Syracuse		Duke	38-24

DUKE VS. VIRGINIA

Series		Virginia leads 40-34-0		
at Durham		Duke leads 18-14-0		
at Charlottesville		Virginia leads 23-12-0		
Neutral Site/Bowls		Series tied 3-3-0		
In ACC Play		Virginia leads 35-30-0		
Year	Site/Bowl	AP DU	AP VA Winner	Score
1890	Richmond		Virginia	10-4
1891	Richmond		Duke	20-0
1892	Atlanta		Virginia	46-4
1893	Lynchburg		Virginia	30-0
1923	Charlottesville		Virginia	35-0
1930	Durham		Duke	32-0
1943	Durham		Duke	49-0
1951	Durham		Virginia	30-7
1952	Charlottesville	6	Duke	21-7
1953	Norfolk	13	Duke	48-6
1956	Charlottesville		Duke	40-7
1957	Durham	7	Duke	40-0
1958	Charlottesville		Virginia	15-12
1961	Richmond		Duke	42-0
1963	Charlottesville		Duke	30-8
1964	Durham		Duke	30-0
1965	Charlottesville		Duke	21-7
1966	Durham		Duke	27-8
1967	Charlottesville		Duke	13-6
1968	Durham		Virginia	50-20
1969	Charlottesville		Virginia	10-0
1970	Durham	20	Duke	17-7
1971	Charlottesville		Duke	28-0
1972	Durham		Duke	37-13

1973	Charlottesville		Virginia	7-3
1974	Durham		Duke	21-7
1975	Durham		Duke	26-11
1976	Charlottesville		Duke	21-6
1977	Charlottesville		Duke	31-7
1978	Durham		Duke	20-13
1979	Charlottesville		Virginia	30-12
1980	Durham		Virginia	20-17
1981	Charlottesville		Duke	29-24
1982	Durham		Duke	51-17
1983	Charlottesville		Virginia	38-30
1984	Durham		Virginia	38-10
1985	Charlottesville		Virginia	37-14
1986	Durham		Duke	20-13
1987	Charlottesville		Virginia	42-17
1988	Durham		Duke	38-34
1989	Charlottesville		Virginia	49-28
1990	Durham	10	Virginia	59-0
1991	Charlottesville		Virginia	34-3
1992	Durham	14	Virginia	55-28
1993	Charlottesville	22	Virginia	35-0
1994	Durham	23	13 Duke	28-25
1995	Charlottesville	19	Virginia	44-30
1996	Durham	16	Virginia	27-3
1997	Charlottesville		Virginia	13-10
1998	Durham	11	Virginia	24-0
1999	Charlottesville		Duke	(ot) 24-17
2000	Durham		Virginia	26-10
2001	Charlottesville		Virginia	31-10
2002	Durham		Virginia	27-22
2003	Charlottesville	17	Virginia	27-0
2004	Durham	14	Virginia	37-16
2005	Charlottesville	23	Virginia	38-7
2006	Durham		Virginia	37-0
2007	Charlottesville		Virginia	24-13
2008	Durham		Duke	31-3
2009	Charlottesville		Duke	28-17
2010	Durham		Duke	55-48
2011	Charlottesville		Virginia	31-21
2012	Durham		Duke	42-17
2013	Charlottesville		Duke	35-22
2014	Durham		Duke	20-13
2015	Charlottesville		Virginia	42-34
2016	Durham		Virginia	34-20
2017	Charlottesville		Virginia	28-21
2018	Durham		Virginia	28-14
2019	Charlottesville		Virginia	48-14
2020	Charlottesville		Virginia	38-20
2021	Charlottesville		Virginia	48-0
2022	Durham		Duke	38-17

DUKE VS. VIRGINIA TECH

Series		Virginia Tech leads 19-11-0		
at Durham		Virginia Tech leads 9-3-0		
at Blacksburg		Virginia Tech leads 9-3-0		
Neutral Site/Bowls		Duke leads 5-1-0		
In ACC Play		Virginia Tech leads 15-4-0		
Year	Site/Bowl	DU	VT Winner	Score
1937	Greensboro		Duke	25-0
1938	Greensboro		Duke	18-0
1948	Roanoke	15	Duke	7-0
1949	Durham		Duke	55-7
1950	Winston-Salem		Duke	47-6
1951	Norfolk		Duke	55-6
1969	Norfolk		Virginia Tech	48-12
1981	Durham		Duke	14-7
1982	Durham		Virginia Tech	22-21
1983	Blacksburg		Virginia Tech	27-14
1984	Blacksburg		Virginia Tech	27-0
2004	Blacksburg		Virginia Tech	41-17
2005	Durham	7	Virginia Tech	45-0
2006	Blacksburg	14	Virginia Tech	36-0
2007	Durham	12	Virginia Tech	43-14
2008	Blacksburg		Virginia Tech	14-3
2009	Durham	6	Virginia Tech	34-26
2010	Blacksburg	23	Virginia Tech	44-7
2011	Durham	15	Virginia Tech	14-10
2012	Blacksburg		Virginia Tech	41-20
2013	Blacksburg		Duke	13-10
2014	Durham	19	Virginia Tech	17-16
2015	Blacksburg	23	Duke	(ot) 45-43
2016	Durham	23	Virginia Tech	24-21
2017	Blacksburg	13	Virginia Tech	24-3

2018	Durham	22	Virginia Tech	31-14
2019	Blacksburg		Duke	45-10
2020	Durham		Virginia Tech	38-31
2021	Blacksburg		Virginia Tech	48-17
2022	Durham		Duke	24-7

DUKE VS. WAKE FOREST

Series		Duke leads 59-41-2		
at Durham		Duke leads 30-23-0		
at Winston-Salem		Duke leads 23-16-1		
Neutral Site/Bowls		Series tied 2-2-0		
at Old Wake Forest		Duke leads 4-0-1		
In ACC Play		Duke leads 36-31-1		
Year	Site/Bowl	AP DU	AP WF Winner	Score
1889	Raleigh		Wake Forest	32-0
1889	Old Wake Forest		Duke	8-4
1893	Old Wake Forest		Duke	12-6
1921	Durham		Duke	17-0
1922	Durham		Duke	3-0
1923	Durham		Wake Forest	16-6
1924	Durham		Wake Forest	32-0
1925	Durham		Wake Forest	21-3
1926	Greensboro		Wake Forest	21-0
1927	Old Wake Forest		Duke	32-6
1928	Durham		Duke	38-0
1929	Durham		Duke	20-0
1930	Old Wake Forest		TIE	13-13
1931	Durham		Duke	28-0
1932	Durham		Duke	9-0
1933	Durham		Duke	22-0
1934	Durham		Duke	28-7
1935	Greensboro	15	Duke	26-7
1936	Old Wake Forest		Duke	20-0
1937	Durham	11	Duke	67-0
1938	Winston-Salem	9	Duke	7-0
1939	Durham	13	Duke	6-0
1940	Winston-Salem		Duke	23-0
1941	Durham		Duke	43-14
1942	Winston-Salem		Wake Forest	20-7
1944	Durham	20	11 Duke	34-0
1945	Winston-Salem	13	Duke	26-19
1946	Durham		13 Duke	13-0
1947	Winston-Salem	15	11 Duke	13-6
1948	Durham		18 Wake Forest	27-20
1949	Durham	16	Wake Forest	27-7
1950	Durham		Wake Forest	13-7
1951	Durham		Wake Forest	19-13
1952	Winston-Salem		Duke	14-7
1953	Durham	10	Duke	19-0
1954	Winston-Salem		Duke	28-21
1955	Durham	20	Duke	14-0
1956	Winston-Salem		Duke	26-0
1957	Durham	5	Duke	34-7
1958	Winston-Salem		Duke	29-0
1959	Durham		Duke	27-15
1960	Winston-Salem	7	Duke	34-7
1961	Durham		Duke	23-3
1962	Winston-Salem		Duke	50-0
1963	Durham		Duke	39-7
1964	Winston-Salem		Wake Forest	20-7
1965	Durham		Duke	40-7
1967	Raleigh		Duke	31-13
1968	Durham		Duke	18-3
1969	Winston-Salem		Duke	27-20
1970	Durham		Wake Forest	28-14
1971	Winston-Salem		Wake Forest	23-7
1972	Durham		Wake Forest	9-7
1973	Winston-Salem		TIE	7-7
1974	Durham		Duke	23-7
1975	Winston-Salem		Duke	42-14
1976	Durham		Wake Forest	38-17
1977	Winston-Salem		Duke	38-14
1978	Durham		Duke	3-0
1979	Winston-Salem	20	Wake Forest	17-14
1980	Durham		Wake Forest	27-24
1981	Winston-Salem		Duke	31-10
1982	Durham		Duke	46-26
1983	Winston-Salem		Duke	31-21
1984	Durham		Wake Forest	20-16
1985	Winston-Salem		Wake Forest	27-7
1986	Durham		Duke	38-36
1987	Winston-Salem		Wake Forest	30-27

1988	Durham	Wake Forest	35-16
1989	Winston-Salem	Duke	52-35
1990	Durham	Duke	57-20
1991	Winston-Salem	Wake Forest	31-14
1992	Durham	Wake Forest	28-14
1993	Winston-Salem	Duke	21-13
1994	Winston-Salem	Duke	51-26
1995	Durham	Duke	42-26
1996	Winston-Salem	Wake Forest	17-16
1997	Durham	Wake Forest	38-24
1998	Winston-Salem	Duke	19-16
1999	Durham	Duke	48-35
2000	Winston-Salem	Wake Forest	28-26
2001	Durham	Wake Forest	42-35
2002	Winston-Salem	Wake Forest	36-10
2003	Durham	Wake Forest	42-13
2004	Winston-Salem	Wake Forest	24-22
2005	Durham	Wake Forest	44-6
2006	Winston-Salem	Wake Forest	14-13
2007	Durham	Wake Forest	41-36
2008	Winston-Salem	Wake Forest (ot)	33-30
2009	Durham	Wake Forest	45-34
2010	Winston-Salem	Wake Forest	54-48
2011	Durham	Wake Forest	24-23
2012	Winston-Salem	Duke	34-27
2013	Winston-Salem	Duke	28-21
2014	Durham	Duke	41-21
2015	Winston-Salem	Duke	27-21
2016	Durham	Wake Forest	24-14
2017	Winston-Salem	Duke	31-23
2018	Durham	Wake Forest	59-7
2019	Winston-Salem	Wake Forest	39-27
2021	Winston-Salem	Wake Forest	45-7
2022	Durham	Duke	34-31

FLORIDA STATE VS. GEORGIA TECH

Series	Florida State leads 15-11-1
at Tallahassee	Florida State leads 7-2-0
at Atlanta	Georgia Tech leads 9-6-1
Neutral Site/Bowls	Florida State leads 2-0-0
In ACC Play	Florida State leads 14-4-0

Year	Site/Bowl	AP FS	AP GT	Winner	Score
1952	Atlanta	2		Georgia Tech	30-0
1955	Atlanta	13		Georgia Tech	34-0
1958	Atlanta			Georgia Tech	17-3
1962	Atlanta			TIE	14-14
1963	Atlanta			Georgia Tech	15-7
1970	Atlanta			Georgia Tech	23-13
1971	Atlanta			Georgia Tech	12-6
1975	Atlanta			Georgia Tech	30-0
1992	Atlanta	6	16	Florida State	29-24
1993	Tallahassee	1		Florida State	51-0
1994	Atlanta	8		Florida State	41-10
1995	Tallahassee	1		Florida State	42-10
1996	Atlanta	3		Florida State	49-3
1997	Tallahassee	3	21	Florida State	38-0
1998	Atlanta	6	20	Florida State	34-7
1999	Tallahassee	1	10	Florida State	41-35
2000	Atlanta	2		Florida State	26-21
2001	Tallahassee			Florida State	28-17
2002	Atlanta	17		Florida State	34-21
2003	Tallahassee	10		Florida State	14-13
2008	Atlanta	16		Georgia Tech	31-28
2009	Tallahassee	22		Georgia Tech	49-44
2012	Charlotte*	13		Florida State	21-15
2014	Charlotte*	2	12	Florida State	37-35
2015	Atlanta	9		Georgia Tech	22-16
2020	Tallahassee			Georgia Tech	16-13
2022	Tallahassee			Florida State	41-16

*ACC Football Championship Game

FLORIDA STATE VS. LOUISVILLE

Series	Florida State leads 17-6-0
at Tallahassee	Florida State leads 10-3-0
at Louisville	Florida State leads 7-3-0
In ACC Play	Tied 5-4-0

Year	Site/Bowl	AP FS	AP UL	Winner	Score
1952	Tallahassee			Louisville	41-14
1953	Tallahassee			Florida State	59-0

1954	Louisville	Florida State	47-6
1970	Tallahassee	Florida State	9-7
1979	Louisville	9 Florida State	27-0
1980	Tallahassee	10 Florida State	52-0
1981	Tallahassee	19 Florida State	17-0
1982	Tallahassee	9 Florida State	49-14
1983	Tallahassee	Florida State	51-7
1986	Louisville	20 Florida State	54-18
1987	Tallahassee	4 Florida State	32-9
1991	Louisville	1 Florida State	40-15
2000	Tallahassee	2 Florida State	31-0
2002	Louisville	4 Louisville	26-20 (ot)
2014	Louisville	2 Florida State	42-31
2015	Tallahassee	11 Florida State	41-21
2016	Louisville	2 10 Louisville	63-20
2017	Tallahassee	Louisville	31-28
2018	Louisville	Florida State	28-24
2019	Tallahassee	Florida State	35-24
2020	Louisville	Louisville	48-16
2021	Tallahassee	Louisville	31-23
2022	Louisville	Florida State	35-31

FLORIDA STATE VS. MIAMI

Series	Miami leads 35-32-0
at Tallahassee	Miami leads 16-11-0
at Miami (includes Miami Gardens)	FSU leads 21-18-0
at Miami Gardens	Florida State leads 6-2-0
Neutral Site/Bowls	Miami leads 1-0-0
In ACC Play	Florida State leads 12-7-0

Year	Site/Bowl	AP FS	AP UM	Winner	Score
1951	Miami			Miami	35-13
1953	Miami			Miami	27-0
1955	Miami			Miami	34-0
1956	Miami	9		Miami	20-7
1957	Tallahassee			Miami	40-13
1958	Miami			Florida State	17-6
1959	Tallahassee			Miami	7-6
1960	Miami			Miami	25-7
1962	Miami	9		Miami	7-6
1963	Miami			Florida State	24-0
1964	Miami			Florida State	14-0
1966	Miami			Florida State	23-20
1969	Miami			Florida State	16-14
1970	Miami			Florida State	27-3
1971	Miami			Florida State	20-17
1972	Miami	20		Florida State	37-14
1973	Tallahassee	18		Miami	14-10
1974	Miami			Florida State	21-14
1975	Tallahassee			Miami	24-22
1976	Miami			Miami	47-0
1977	Tallahassee			Miami	23-17
1978	Miami	13		Florida State	31-21
1979	Tallahassee	14		Florida State	40-23
1980	Miami	9		Miami	10-9
1981	Tallahassee	14	13	Miami	27-19
1982	Miami	14	16	Florida State	24-7
1983	Tallahassee	6		Miami	17-16
1984	Miami	15	4	Florida State	38-3
1985	Tallahassee	10	11	Miami	35-27
1986	Miami	1		Miami	41-23
1987	Tallahassee	4	3	Miami	26-25
1988	Miami	1	8	Miami	31-0
1989	Tallahassee	6	2	Florida State	24-10
1990	Miami	2	9	Miami	31-22
1991	Tallahassee	1	2	Miami	17-16
1992	Miami	3	2	Miami	19-16
1993	Tallahassee	1	3	Florida State	28-10
1994	Miami	3	13	Miami	34-20
1995	Tallahassee	1		Florida State	41-17
1996	Miami	3		Florida State	34-16
1997	Tallahassee	4		Florida State	47-0
1998	Miami	8		Florida State	26-14
1999	Tallahassee	1	19	Florida State	31-21
2000	Miami	1	7	Miami	27-24
2001	Tallahassee	14	2	Miami	49-27
2002	Miami	9	1	Miami	28-27
2003	Tallahassee	5	2	Miami	22-14
2004	Orange Bowl	9	10	Miami	16-14
2004	Miami	4	5	Miami (ot)	16-10
2005	Tallahassee	14	9	Florida State	10-7
2006	Miami	11	12	Florida State	13-10
2007	Tallahassee			Miami	29-37

2008	Miami Gardens	Florida State	41-39
2009	Tallahassee	18 Miami	38-34
2010	Miami Gardens	23 13 Florida State	45-17
2011	Tallahassee	Florida State	23-19
2012	Miami Gardens	12 Florida State	33-20
2013	Tallahassee	3 7 Florida State	41-14
2014	Miami Gardens	2 Florida State	30-26
2015	Tallahassee	12 Florida State	29-24
2016	Miami Gardens	23 10 Florida State	20-19
2017	Tallahassee	13 Miami	24-20
2018	Miami Gardens	17 Miami	28-27
2019	Tallahassee	Miami	27-10
2020	Miami Gardens	12 Miami	52-10
2021	Tallahassee	Florida State	31-28
2022	Miami Gardens	Florida State	45-3

FLORIDA STATE VS. NORTH CAROLINA

Series	Florida State leads 17-3-1
at Tallahassee	Florida State leads 8-2-1
at Chapel Hill	Florida State leads 8-1-0
Neutral Site/Bowls	Florida State leads 1-0-0
In ACC Play	Florida State leads 15-3-0

Year	Site/Bowl	AP FS	AP NC	Winner	Score
1983	Atlanta			Florida State	28-3
1985	Chapel Hill	11		Florida State	20-10
1986	Tallahassee	15		TIE	10-10
1992	Tallahassee	8		Florida State	36-13
1993	Chapel Hill	1	13	Florida State	33-7
1994	Tallahassee	3	13	Florida State	31-18
1995	Chapel Hill	6		Florida State	28-12
1996	Tallahassee	2	11	Florida State	13-0
1997	Chapel Hill	3	5	Florida State	20-3
1998	Tallahassee	5		Florida State	39-13
1999	Chapel Hill	1		Florida State	42-10
2000	Tallahassee	2		Florida State	63-14
2001	Chapel Hill	6		North Carolina	41-9
2002	Tallahassee	15		Florida State	40-14
2003	Chapel Hill	11		Florida State	37-0
2004	Tallahassee	9		Florida State	38-16
2009	Chapel Hill			Florida State	30-27
2010	Tallahassee	24		North Carolina	37-35
2016	Tallahassee	12		North Carolina	37-35
2020	Tallahassee	4		Florida State	31-28
2021	Chapel Hill			Florida State	35-25

FLORIDA STATE VS. NC STATE

Series	Florida State leads 27-16-0
at Tallahassee	Florida State leads 16-6-0
at Raleigh	Tied 10-10-0
In ACC Play	Florida State leads 19-11-0

Year	Site/Bowl	AP FS	AP ST	Winner	Score
1952	Raleigh			NC State	13-7
1953	Tallahassee	13		Florida State	23-13
1954	Raleigh			Florida State	7-3
1955	Tallahassee			Florida State	7-0
1956	Raleigh			Florida State	14-0
1957	Tallahassee			NC State	7-0
1963	Tallahassee			Florida State	14-0
1964	Tallahassee			Florida State	28-6
1965	Raleigh			NC State	3-0
1967	Tallahassee			NC State	20-10
1968	Raleigh			Florida State	48-7
1969	Tallahassee			Florida State	33-22
1992	Raleigh	3		Florida State	34-13
1993	Tallahassee	2		Florida State	62-3
1994	Raleigh	8	25	Florida State	34-3
1995	Tallahassee	1		Florida State	77-17
1996	Raleigh	3		Florida State	51-17
1997	Tallahassee	3		Florida State	48-35
1998	Raleigh	2		NC State	24-7
1999	Tallahassee	1		Florida State	42-11
2000	Raleigh	6	21	Florida State	54-7
2001	Tallahassee	10		NC State	34-28
2002	Raleigh	14		NC State	17-7
2003	Tallahassee	13		Florida State (2ot)	50-44
2004	Raleigh	11		Florida State	17-10
2005	Tallahassee	9		NC State	20-15
2006	Raleigh	17		NC State	24-20
2007	Tallahassee			Florida State	27-10

ACC SERIES RECORDS



2008	Raleigh	Florida State	26-17
2009	Tallahassee	Florida State	45-42
2010	Raleigh	NC State	28-24
2011	Tallahassee	Florida State	34-0
2012	Raleigh	3 NC State	17-16
2013	Tallahassee	3 Florida State	49-17
2014	Raleigh	1 Florida State	56-41
2015	Tallahassee	19 Florida State	34-17
2016	Raleigh	19 Florida State	24-20
2017	Tallahassee	11 NC State	27-21
2018	Raleigh	NC State	47-28
2019	Tallahassee	NC State	31-13
2020	Raleigh	NC State	38-22
2021	Tallahassee	21 NC State	28-14
2022	Raleigh	14 NC State	19-17

FLORIDA STATE VS. PITT

Series	Pitt leads 6-4-0
at Pitt	Pitt leads 3-2-0
at Tallahassee	Pitt leads 3-2-0
In ACC Play	Series tied 1-1-0

Year	Site/Bowl	AP FS	AP UP	Winner	Score
1971	Tallahassee			Florida State	31-13
1972	Pitt	19		Florida State	19-7
1974	Tallahassee		13	Pitt	9-6
1978	Pitt		15	Pitt	7-3
1980	Tallahassee	11	4	Florida State	36-22
1981	Pitt	11	3	Pitt	42-14
1982	Tallahassee		2	Pitt	37-17
1983	Pitt			Pitt	17-16
2013	Pitt	11		Florida State	41-13
2020	Tallahassee			Pitt	41-17

FLORIDA STATE VS. SYRACUSE

Series	Florida State leads 13-2-0
at Syracuse	Florida State leads 6-2-0
at Tallahassee	Florida State leads 7-0-0
In ACC Play	Florida State leads 8-1-0

Year	Site/Bowl	AP FS	AP SU	Winner	Score
1966	Syracuse			Syracuse	37-21
1978	Syracuse			Florida State	28-0
1989	Syracuse	22	17	Florida State	41-10
1991	Tallahassee	1	10	Florida State	46-14
2004	Syracuse	8		Florida State	17-13
2005	Tallahassee	6		Florida State	38-14
2013	Syracuse	2		Florida State	59-3
2014	Syracuse	1		Florida State	38-20
2015	Tallahassee	17		Florida State	45-21
2016	Syracuse	17		Florida State	45-14
2017	Tallahassee			Florida State	27-24
2018	Syracuse			Syracuse	30-7
2019	Tallahassee			Florida State	35-17
2021	Tallahassee			Florida State	33-30
2022	Syracuse		23	Florida State	38-3

FLORIDA STATE VS. VIRGINIA

Series	Florida State leads 15-4-0
at Tallahassee	Florida State leads 9-1-0
at Charlottesville	Florida State leads 6-3-0
In ACC Play	Florida State leads 15-4-0

Year	Site/Bowl	AP FS	AP VA	Winner	Score
1992	Charlottesville	6	23	Florida State	13-3
1993	Tallahassee	1	15	Florida State	40-14
1994	Tallahassee	3		Florida State	41-17
1995	Charlottesville	2	24	Virginia	33-28
1996	Tallahassee	3	14	Florida State	31-24
1997	Charlottesville	3		Florida State	47-21
1998	Tallahassee	6	12	Florida State	45-14
1999	Charlottesville	1		Florida State	35-10
2000	Tallahassee	6		Florida State	37-3
2001	Charlottesville	21		Florida State	43-7
2002	Tallahassee	5		Florida State	40-19
2003	Charlottesville	7		Florida State	19-14
2004	Tallahassee	7	6	Florida State	36-3
2005	Charlottesville	4		Virginia	26-21
2006	Tallahassee			Florida State	33-0

2010	Charlottesville	Florida State	34-14
2011	Tallahassee	23 Virginia	14-13
2014	Tallahassee	2 Virginia	38-20
2019	Charlottesville	25 Virginia	31-24

FLORIDA STATE VS. VIRGINIA TECH

Series	Florida State leads 23-13-1
at Tallahassee	Florida State leads 13-6-0
at Blacksburg	Series tied 6-6-1
Neutral Site/Bowls	Florida State leads 4-1-0
In ACC Play	Florida State leads 3-3-0

Year	Site/Bowl	AP FS	AP VT	Winner	Score
1955	Tallahassee			Virginia Tech	24-20
1956	Tallahassee			Virginia Tech	20-7
1957	Tallahassee			Florida State	20-7
1958	Tallahassee			Florida State	28-0
1959	Blacksburg			Florida State	7-6
1961	Blacksburg			Virginia Tech	10-7
1962	Tallahassee			Florida State	20-7
1963	Tallahassee			Virginia Tech	31-23
1964	Blacksburg	10		Virginia Tech	20-11
1965	Tallahassee			Florida State	7-6
1966	Blacksburg			Virginia Tech	23-21
1967	Tallahassee			Florida State	38-15
1968	Tallahassee			Virginia Tech	40-22
1969	Blacksburg			TIE	10-10
1970	Tallahassee			Florida State	34-8
1971	Blacksburg			Florida State	17-3
1972	Tallahassee	17		Florida State	27-15
1973	Blacksburg			Virginia Tech	36-13
1974	Tallahassee			Virginia Tech	56-21
1975	Blacksburg			Virginia Tech	13-10
1976	Tallahassee			Florida State	28-21
1977	Blacksburg	15		Florida State	23-21
1978	Tallahassee			Florida State	24-14
1979	Blacksburg	12		Florida State	17-10
1980	Tallahassee	3		Florida State	31-7
1988	Tallahassee	5		Florida State	41-14
1989	Blacksburg	19		Florida State	41-7
1990	Tallahassee	2		Florida State	39-28
1991	Orlando	1		Florida State	33-20
2000	Sugar Bowl	1	2	Florida State	46-29
2002	Gator Bowl	24	15	Florida State	30-17
2005	Jacksonville	5		Florida State	27-22
2007	Blacksburg	11		Virginia Tech	40-21
2008	Tallahassee	24		Florida State	30-20
2010	Charlotte*	20	12	Virginia Tech	44-33
2012	Blacksburg	8		Florida State	28-22
2018	Tallahassee	19	20	Virginia Tech	24-3

FLORIDA STATE VS. WAKE FOREST

Series	Florida State leads 30-9-1
at Tallahassee	Florida State leads 20-4-1
at Winston-Salem	Florida State leads 9-5-0
Neutral Site/Bowls	Florida State leads 1-0-0
In ACC Play	Florida State leads 23-7-0

Year	Site/Bowl	AP FS	AP WF	Winner	Score
1956	Tallahassee			TIE	14-14
1958	Tallahassee			Florida State	27-24
1959	Tallahassee			Wake Forest	22-20
1960	Tallahassee			Florida State	14-6
1963	Tallahassee			Florida State	35-0
1965	Tallahassee			Florida State	35-0
1966	Tallahassee			Florida State	28-0
1968	Tallahassee			Florida State	42-24
1970	Tallahassee			Florida State	19-14
1973	Winston-Salem			Wake Forest	9-7
1992	Tallahassee	3		Florida State	35-7
1993	Tallahassee	1		Florida State	54-0
1994	Winston-Salem	3		Florida State	56-14
1995	Tallahassee	1		Florida State	72-13
1996	Orlando	3		Florida State	44-7
1997	Tallahassee	2		Florida State	58-7
1998	Winston-Salem	5		Florida State	24-7
1999	Tallahassee	1		Florida State	33-10
2000	Winston-Salem	3		Florida State	35-6
2001	Tallahassee	18		Florida State	48-24
2002	Winston-Salem	18		Florida State	34-21

2003	Tallahassee	6		Florida State	48-24
2004	Winston-Salem	5		Florida State	20-17
2005	Tallahassee	4		Florida State	41-24
2006	Tallahassee	18		Wake Forest	30-0
2007	Winston-Salem	21		Wake Forest	24-21
2008	Tallahassee	24	18	Wake Forest	12-3
2009	Winston-Salem			Florida State	41-28
2010	Tallahassee			Florida State	31-0
2011	Winston-Salem	23		Wake Forest	35-30
2012	Tallahassee	5		Florida State	52-0
2013	Winston-Salem	3		Florida State	59-3
2014	Tallahassee	1		Florida State	43-3
2015	Winston-Salem	11		Florida State	24-16
2016	Tallahassee	14		Florida State	17-6
2017	Winston-Salem			Florida State	26-19
2018	Tallahassee			Florida State	38-17
2019	Winston-Salem			Wake Forest	22-20
2021	Winston-Salem			Wake Forest	35-14
2022	Tallahassee	22		Wake Forest	31-21

GEORGIA TECH VS. LOUISVILLE

Series	Georgia Tech leads 2-0-0
at Atlanta	Georgia Tech leads 1-0-0
at Louisville	Georgia Tech leads 1-0-0
Neutral Site/Bowls	Have Not Played
In ACC Play	Georgia Tech leads 2-0-0

Year	Site/Bowl	AP GT	AP UL	Winner	Score
2018	Louisville			Georgia Tech	66-31
2020	Atlanta			Georgia Tech	46-27

GEORGIA TECH VS. MIAMI

Series	Miami leads 14-13-0
at Atlanta	Georgia Tech leads 10-6-0
at Miami	Miami leads 7-3-0
Neutral Site/Bowls	Miami leads 1-0-0
In ACC Play	Miami leads 11-7-0

Year	Site/Bowl	AP GT	AP UM	Winner	Score
1955	Atlanta	10		Georgia Tech	14-6
1964	Atlanta			Georgia Tech	20-0
1967	Miami			Miami	49-7
1968	Atlanta	15		Miami	10-7
1970	Atlanta	19		Georgia Tech	31-21
1975	Atlanta			Georgia Tech	38-23
1977	Atlanta			Georgia Tech	10-6
1978	Atlanta			Georgia Tech	24-19
1999	Gator Bowl	17	23	Miami	28-13
2004	Atlanta	4		Miami	27-3
2005	Miami	3		Georgia Tech	14-10
2006	Atlanta	21		Georgia Tech	30-23
2007	Miami			Georgia Tech	17-14
2008	Atlanta	23		Georgia Tech	41-23
2009	Miami	14	20	Miami	33-17
2010	Atlanta			Miami	35-10
2011	Miami	20		Miami	24-7
2012	Atlanta			Miami (ot)	42-36
2013	Miami	14		Miami	45-30
2014	Atlanta			Georgia Tech	28-17
2015	Miami			Miami	38-21
2016	Atlanta	14		Miami	35-21
2017	Miami	11		Miami	25-24
2018	Atlanta			Georgia Tech	27-21
2019	Miami			Georgia Tech (ot)	28-21
2021	Miami			Miami	33-30
2022	Atlanta			Miami	35-14

GEORGIA TECH VS. NORTH CAROLINA

Series	Georgia Tech leads 32-22-3
at Atlanta	Georgia Tech leads 20-9-0
at Chapel Hill	North Carolina leads 13-12-3
In ACC Play	Georgia Tech leads 22-16-1

Year	Site/Bowl	AP GT	AP NC	Winner	Score
1915	Atlanta			Georgia Tech	23-3
1916	Atlanta			Georgia Tech	10-6
1927	Atlanta			Georgia Tech	13-0
1928	Chapel Hill			Georgia Tech	20-7
1929	Atlanta			North Carolina	18-7

1930	Chapel Hill	TIE	6-6
1931	Chapel Hill	TIE	19-19
1932	Chapel Hill	Georgia Tech	43-14
1933	Chapel Hill	Georgia Tech	10-6
1934	Atlanta	North Carolina	26-0
1935	Chapel Hill	North Carolina	19-0
1943	Atlanta	Georgia Tech	20-7
1944	Atlanta	Georgia Tech	28-0
1945	Chapel Hill	Georgia Tech	20-14
1974	Atlanta	Georgia Tech	29-28
1980	Chapel Hill	10 North Carolina	33-0
1981	Atlanta	6 North Carolina	28-7
1982	Chapel Hill	12 North Carolina	41-0
1983	Atlanta	5 North Carolina	38-21
1984	Chapel Hill	North Carolina	24-17
1985	Atlanta	Georgia Tech	31-0
1986	Chapel Hill	North Carolina	21-20
1987	Atlanta	North Carolina	30-23
1988	Chapel Hill	North Carolina	20-17
1989	Atlanta	Georgia Tech	17-14
1990	Chapel Hill	11 TIE	13-13
1991	Atlanta	Georgia Tech	35-14
1992	Chapel Hill	19 North Carolina	26-14
1993	Atlanta	14 North Carolina	41-3
1994	Chapel Hill	14 North Carolina	31-24
1995	Atlanta	Georgia Tech	27-25
1996	Chapel Hill	11 North Carolina	16-0
1997	Atlanta	5 North Carolina	16-13
1998	Chapel Hill	Georgia Tech	43-21
1999	Atlanta	7 Georgia Tech (ot)	31-24
2000	Chapel Hill	Georgia Tech	42-28
2001	Atlanta	23 22 Georgia Tech	28-21
2002	Chapel Hill	Georgia Tech	21-13
2003	Atlanta	Georgia Tech	41-24
2004	Chapel Hill	North Carolina	34-13
2005	Atlanta	17 Georgia Tech	27-21
2006	Chapel Hill	19 Georgia Tech	7-0
2007	Atlanta	Georgia Tech	27-25
2008	Chapel Hill	22 19 North Carolina	28-7
2009	Atlanta	22 Georgia Tech	24-7
2010	Chapel Hill	Georgia Tech	30-24
2011	Atlanta	25 Georgia Tech	35-28
2012	Chapel Hill	Georgia Tech	68-50
2013	Atlanta	Georgia Tech	28-20
2014	Chapel Hill	North Carolina	48-43
2015	Atlanta	North Carolina	38-31
2016	Chapel Hill	18 North Carolina	48-20
2017	Atlanta	Georgia Tech	33-7
2018	Chapel Hill	Georgia Tech	38-28
2019	Atlanta	North Carolina	38-22
2021	Atlanta	21 Georgia Tech	45-22
2022	Chapel Hill	13 Georgia Tech	21-17

GEORGIA TECH VS. NC STATE

Series	Georgia Tech leads 20-11-0
at Atlanta	Georgia Tech leads 11-4-0
at Raleigh	Georgia Tech leads 9-7-0
In ACC Play	Georgia Tech leads 18-11-0

Year	Site/Bowl	AP GT	AP ST	Winner	Score
1918	Atlanta			Georgia Tech	128-0
1922	Atlanta			Georgia Tech	17-0
1983	Raleigh			Georgia Tech	20-10
1984	Atlanta	12		NC State	27-22
1985	Raleigh			Georgia Tech	28-18
1986	Atlanta	17		Georgia Tech	59-21
1987	Raleigh			NC State	17-0
1988	Atlanta			NC State	14-6
1989	Raleigh	25		NC State	38-28
1990	Atlanta			Georgia Tech	21-13
1991	Raleigh	21	19	NC State	28-21
1992	Atlanta	23	21	Georgia Tech	16-13
1993	Raleigh			NC State	28-23
1994	Raleigh	22		NC State	21-13
1995	Atlanta			Georgia Tech	27-19
1996	Raleigh			Georgia Tech	28-16
1997	Atlanta	25		Georgia Tech	27-17
1998	Raleigh	23		Georgia Tech	47-24
1999	Atlanta	7		Georgia Tech	48-21
2000	Raleigh			NC State (ot)	30-23
2001	Atlanta	23		Georgia Tech	27-17
2002	Raleigh	10		Georgia Tech	24-17
2003	Atlanta			Georgia Tech	29-21

2004	Raleigh			Georgia Tech	24-14
2005	Atlanta	24		NC State	17-14
2006	Raleigh	20		Georgia Tech	31-23
2010	Atlanta			NC State	45-28
2011	Raleigh	21		Georgia Tech	45-35
2014	Raleigh			Georgia Tech	56-23
2019	Atlanta			Georgia Tech	28-26
2020	Raleigh			NC State	23-13

GEORGIA TECH VS. PITT

Series	Pitt leads 11-6-0
at Pitt	Pitt leads 5-2-0
at Atlanta	Pitt leads 6-2-0
Neutral Site/Bowls	Georgia Tech leads 2-0-0
In ACC Play	Pitt leads 6-4-0

Year	Site/Bowl	AP GT	AP UP	Winner	Score
1918	Pitt			Pitt	32-0
1919	Pitt			Pitt	16-6
1920	Pitt			Pitt	10-3
1955	Sugar Bowl	7	11	Georgia Tech	7-0
1956	Gator Bowl	4	13	Georgia Tech	21-14
1974	Atlanta			15 Pitt	27-17
1976	Atlanta			3 Pitt	42-14
2013	Atlanta			Georgia Tech	21-10
2014	Pitt			Georgia Tech	56-28
2015	Atlanta			Pitt	31-28
2016	Pitt			Pitt	37-34
2017	Atlanta			Georgia Tech	35-17
2018	Pitt			Pitt	24-19
2019	Atlanta			Pitt	20-10
2020	Atlanta			Pitt	34-20
2021	Atlanta			Pitt	52-21
2022	Pitt			24 Georgia Tech	26-21

GEORGIA TECH VS. SYRACUSE

Series	Georgia Tech leads 3-1-0
Neutral Site/Bowls	Georgia Tech leads 3-0-0
In ACC Play	Series tied 1-1-0

Year	Site/Bowl	AP GT	AP SU	Winner	Score
2001	Kickoff Classic		10	Georgia Tech	13-7
2004	Champ Sports Bowl			Georgia Tech	51-14
2013	Atlanta			Georgia Tech	56-0
2020	Syracuse			Syracuse	37-20

GEORGIA TECH VS. VIRGINIA

Series	Virginia leads 22-21-1
at Atlanta	Georgia Tech leads 17-7-0
at Charlottesville	Virginia leads 15-4-1
In ACC Play	Virginia leads 21-16-1

Year	Site/Bowl	AP GT	AP VA	Winner	Score
1965	Atlanta			Georgia Tech	42-19
1966	Atlanta	5		Georgia Tech	14-13
1974	Atlanta			Georgia Tech	28-24
1976	Atlanta			Georgia Tech	35-14
1982	Atlanta			Georgia Tech	38-32
1983	Atlanta			Georgia Tech	31-27
1984	Charlottesville	20		TIE	20-20
1985	Atlanta			Virginia	24-13
1986	Charlottesville			Georgia Tech	28-14
1987	Atlanta			Virginia	23-14
1988	Charlottesville			Virginia	17-16
1989	Atlanta			Virginia	17-10
1990	Charlottesville	16	1	Georgia Tech	41-38
1991	Atlanta			Georgia Tech	24-21
1992	Charlottesville	22	20	Virginia	55-24
1993	Atlanta			25 Virginia	35-14
1994	Atlanta			Virginia	24-7
1995	Charlottesville	16		Virginia	41-14
1996	Atlanta	12		Georgia Tech	13-7
1997	Charlottesville			Virginia	35-31
1998	Atlanta	25	6	Georgia Tech	41-38
1999	Charlottesville	7		Virginia	45-38
2000	Atlanta	24		Georgia Tech	35-0
2001	Charlottesville	20		Virginia	39-38
2002	Atlanta			Georgia Tech	23-15
2003	Charlottesville			Virginia	34-17

2004	Atlanta	18		Virginia	30-10
2005	Charlottesville	24		Virginia	27-17
2006	Atlanta			Georgia Tech	24-7
2007	Charlottesville			Virginia	28-23
2008	Atlanta	21		Virginia	24-17
2009	Charlottesville	11		Georgia Tech	34-9
2010	Atlanta			Georgia Tech	33-21
2011	Charlottesville	12		Virginia	24-21
2012	Atlanta			Georgia Tech	56-20
2013	Charlottesville			Georgia Tech	35-25
2014	Atlanta			Georgia Tech	35-10
2015	Charlottesville			Virginia	27-21
2016	Atlanta			Georgia Tech	31-17
2017	Charlottesville			Virginia	40-36
2018	Atlanta			Georgia Tech (ot)	30-27
2019	Charlottesville			Virginia	33-28
2021	Charlottesville			Virginia	48-40
2022	Atlanta			Virginia	16-9

GEORGIA TECH VS. VIRGINIA TECH

Series	Virginia Tech leads 11-8-0
at Atlanta	Virginia Tech leads 7-3-0
at Blacksburg	Georgia Tech leads 5-4-0
In ACC Play	Virginia Tech leads 11-7-0

Year	Site/Bowl	AP GT	AP VT	Winner	Score
1990	Atlanta	7		Georgia Tech	6-3
2004	Atlanta		22	Virginia Tech	34-20
2005	Blacksburg	15	4	Virginia Tech	51-7
2006	Blacksburg	24	11	Georgia Tech	38-27
2007	Atlanta			11 Virginia Tech	27-3
2008	Blacksburg			Virginia Tech	20-17
2009	Atlanta	19	4	Georgia Tech	28-23
2010	Blacksburg			20 Virginia Tech	28-21
2011	Atlanta	20	10	Virginia Tech	37-26
2012	Blacksburg	16		Virginia Tech (ot)	20-17
2013	Atlanta			Virginia Tech	17-10
2014	Blacksburg			Georgia Tech	27-24
2015	Atlanta			Virginia Tech	23-21
2016	Blacksburg	18		Georgia Tech	30-20
2017	Atlanta	17		Georgia Tech	28-22
2018	Blacksburg			Georgia Tech	49-28
2019	Atlanta			Virginia Tech	45-0
2021	Atlanta			Virginia Tech	26-17
2022	Blacksburg			Georgia Tech	28-27

GEORGIA TECH VS. WAKE FOREST

Series	Georgia Tech leads 23-8-0
at Atlanta	Georgia Tech leads 14-4-0
at Winston-Salem	Georgia Tech leads 9-3-0
Neutral Site/Bowls	Wake Forest leads 1-0-0
In ACC Play	Georgia Tech leads 18-8-0

Year	Site/Bowl	AP GT	AP WF	Winner	Score
1917	Atlanta			Georgia Tech	33-0
1919	Atlanta			Georgia Tech	14-0
1920	Atlanta			Georgia Tech	44-0
1921	Atlanta			Georgia Tech	42-0
1982	Winston-Salem			Georgia Tech	45-7
1983	Atlanta			Georgia Tech	49-33
1984	Winston-Salem			Georgia Tech	24-7
1985	Atlanta			Georgia Tech	41-10
1986	Winston-Salem			Wake Forest	24-21
1987	Atlanta			Wake Forest	33-6
1988	Winston-Salem			Wake Forest	28-24
1989	Atlanta			Georgia Tech	43-14
1990	Winston-Salem	4		Georgia Tech	42-7
1991	Atlanta			Georgia Tech	27-3
1992	Atlanta			Wake Forest	23-10
1993	Winston-Salem			Georgia Tech	38-28
1994	Atlanta			Wake Forest	20-13
1995	Winston-Salem			Georgia Tech	24-23
1996	Atlanta			Georgia Tech	30-10
1997	Winston-Salem			Georgia Tech	28-26
1998	Atlanta	21		Georgia Tech	63-35
1999	Winston-Salem	14		Wake Forest	26-23
2000	Atlanta			Georgia Tech	52-20
2001	Winston-Salem			Georgia Tech	38-33
2002	Atlanta			Wake Forest	24-21
2003	Winston-Salem			Georgia Tech	24-7
2005	Atlanta			Georgia Tech	30-17

ACC SERIES RECORDS



2006	Jacksonville*	16	23	Wake Forest	9-6
2009	Atlanta	10		Georgia Tech (ot)	31-27
2010	Winston-Salem			Georgia Tech	24-20
2017	Atlanta			Georgia Tech	38-24

*ACC Football Championship Game

LOUISVILLE VS. MIAMI

Series	Miami leads 11-3-1
at Miami	Miami leads 6-0-1
at Louisville	Miami leads 5-2-0
Neutral Site/Bowls	Louisville leads 1-0-0
In ACC Play	Miami leads 2-1-0

Year	Site/Bowl	AP UL	AP UM	Winner	Score
1933	Miami			Miami	33-7
1949	Louisville			Miami	26-0
1950	Miami	9		Tie	13-13
1979	Miami			Miami	24-12
1980	Louisville			Miami	24-10
1982	Louisville	17		Miami	28-6
1983	Miami	12		Miami	42-14
1984	Louisville	6		Miami	38-23
1985	Miami	15		Miami	45-7
2004	Miami	18	3	Miami	41-38
2006	Louisville	12	15	Louisville	31-7
2013	Russell Ath. Bowl	18		Louisville	36-9
2014	Louisville			Louisville	31-13
2019	Miami Gardens			Miami	52-27
2020	Miami Gardens	18	17	Miami	47-34

LOUISVILLE VS. NORTH CAROLINA

Series	Louisville leads 5-3-0
at Chapel Hill	Series tied 3-2-0
at Louisville	Louisville leads 2-1-0
In ACC play	Louisville leads 1-0-0

Year	Site/Bowl	AP UL	AP NC	Winner	Score
1988	Chapel Hill			Louisville	38-34
1995	Louisville			North Carolina	17-10
1996	Chapel Hill	8		North Carolina	28-10
2004	Chapel Hill	24		Louisville	34-0
2005	Louisville	23		Louisville	69-14
2011	Chapel Hill			North Carolina	14-7
2012	Louisville	19		Louisville	39-34
2017	Chapel Hill	17		Louisville	47-35

LOUISVILLE VS. NC STATE

Series	Louisville leads 8-4-0
at Raleigh	Louisville leads 3-2-0
at Louisville	Louisville leads 5-1-0
Neutral Site/Bowls	NC State leads 1-0-0
In ACC Play	Louisville leads 5-3-0

Year	Site/Bowl	AP UL	AP ST	Winner	Score
1951	Louisville			Louisville	26-2
1994	Louisville	18		Louisville	35-14
2007	Raleigh			Louisville	29-10
2011	Belk Bowl			NC State	31-24
2014	Louisville			Louisville	30-18
2015	Raleigh			Louisville	20-13
2016	Louisville	7		Louisville	54-13
2017	Raleigh	17	24	NC State	39-25
2018	Louisville			NC State	52-10
2019	Raleigh			Louisville	34-20
2021	Raleigh			NC State	28-13
2022	Raleigh	24		Louisville	25-10

LOUISVILLE VS. PITT

Series	Pitt leads 10-9-0
at Pitt	Pitt leads 7-5-0
at Louisville	Louisville leads 4-3-0
In ACC Play	Pitt leads 2-1-0

Year	Site/Bowl	AP UL	AP UP	Winner	Score
1976	Pitt	2		Pitt	27-6
1980	Pitt	9		Pitt	41-23
1982	Pitt	1		Pitt	63-14

1983	Louisville			Pitt	55-10
1990	Pitt			Louisville	27-20
1992	Pitt			Louisville	31-16
1993	Pitt	18		Louisville	29-7
1994	Louisville			Louisville	33-29
2005	Louisville	24		Louisville	42-20
2006	Pitt	8		Louisville	48-24
2007	Louisville			Louisville	24-17
2008	Pitt			Pitt	41-7
2009	Louisville			Pitt	35-10
2010	Pitt			Pitt	20-3
2011	Louisville			Pitt	21-14
2012	Pitt	18		Louisville	45-35
2015	Pitt			Pitt	45-34
2020	Pitt	24	21	Pitt	23-20
2022	Louisville			Louisville	24-10

LOUISVILLE VS. SYRACUSE

Series	Louisville leads 13-8-0
at Syracuse	Louisville leads 5-3-0
at Louisville	Louisville leads 7-4-0
Neutral Site/Bowls	Louisville leads 1-0-0
In ACC Play	Louisville leads 7-2-0

Year	Site/Bowl	AP UL	AP SU	Winner	Score
1985	Syracuse			Syracuse	48-0
1989	Coca-Cola Bowl*			Syracuse	24-13
1992	Louisville	17		Syracuse	15-9
2003	Syracuse			Louisville	30-20
2005	Louisville	17		Louisville	41-17
2006	Syracuse	6		Louisville	28-13
2007	Louisville	18		Syracuse	38-35
2008	Syracuse			Syracuse	28-21
2009	Louisville			Louisville	10-9
2010	Syracuse			Louisville	28-20
2011	Louisville			Louisville	27-10
2012	Syracuse			Syracuse	45-26
2014	Syracuse			Louisville	28-6
2015	Louisville			Louisville	41-17
2016	Syracuse	13		Louisville	62-28
2017	Louisville			Louisville	56-10
2018	Syracuse	13		Syracuse	54-23
2019	Louisville			Louisville	56-34
2020	Syracuse			Louisville	30-0
2021	Louisville			Louisville	41-3
2022	Syracuse			Syracuse	31-7

*Tokyo, Japan

LOUISVILLE VS. VIRGINIA

Series	Louisville leads 6-5-0
at Charlottesville	Virginia leads 4-2-0
at Louisville	Louisville leads 4-1-0
In ACC Play	Louisville leads 5-4-0

Year	Site/Bowl	AP UL	AP VA	Winner	Score
1988	Louisville			Louisville	30-28
1989	Louisville			Virginia	16-15
2014	Charlottesville	21		Virginia	23-21
2015	Louisville			Louisville	38-31
2016	Charlottesville	5		Louisville	32-25
2017	Louisville			Louisville	38-21
2018	Charlottesville			Virginia	27-3
2019	Louisville			Louisville	28-21
2020	Charlottesville			Virginia	31-17
2021	Louisville			Virginia	34-33
2022	Charlottesville			Louisville	34-17

LOUISVILLE VS. VIRGINIA TECH

Series	Virginia Tech leads 6-2-0
at Blacksburg	Virginia Tech leads 3-0-0
at Louisville	Series tied 2-2-0
Neutral Site/Bowls	Virginia Tech leads 1-0-0
In ACC Play	Virginia Tech leads 1-0-0

Year	Site/Bowl	AP UL	AP VT	Winner	Score
1979	Louisville			Virginia Tech	15-14
1983	Blacksburg			Virginia Tech	31-0
1985	Blacksburg			Virginia Tech	41-17
1988	Louisville			Louisville	13-3

1991	Blacksburg			Virginia Tech	41-13
1992	Louisville			Louisville	21-17
2006	Gator Bowl	15	12	Virginia Tech	35-24
2020	Louisville			Virginia Tech	42-35

LOUISVILLE VS. WAKE FOREST

Series	Louisville leads 7-3-0
at Winston-Salem	Tied 2-2-0
at Louisville	Louisville leads 4-1-0
Neutral Site/Bowls	Louisville leads 1-0-0
In ACC Play	Louisville leads 6-3-0

Year	Site/Bowl	AP UL	AP WF	Winner	Score
2006	Miami Gardens*	5	15	Louisville	24-13
2014	Louisville			Louisville	20-10
2015	Winston-Salem			Louisville	20-19
2016	Louisville	5		Louisville	44-12
2017	Winston-Salem			Wake Forest	42-32
2018	Louisville			Wake Forest	56-35
2019	Winston-Salem			Louisville	62-59
2020	Louisville			Louisville	45-21
2021	Winston-Salem	24		Wake Forest	37-34
2022	Louisville	10		Louisville	48-21

*Orange Bowl

MIAMI VS. NORTH CAROLINA

Series	North Carolina leads 15-11-0
at Miami	Tied 8-8-0
at Chapel Hill	North Carolina leads 7-3-0
at Miami Gardens	North Carolina leads 4-3-0
In ACC Play	North Carolina leads 11-8-0

Year	Site/Bowl	UM NC	Winner	Score	
1946	Miami		North Carolina	21-0	
1952	Miami		North Carolina	34-7	
1957	Miami	18	North Carolina	20-13	
1959	Miami		Miami	14-7	
1960	Miami		Miami	29-12	
1961	Miami		Miami	10-0	
1963	Chapel Hill		North Carolina	27-16	
2004	Chapel Hill	4	North Carolina	31-28	
2005	Miami	6	Miami	34-16	
2006	Miami		Miami	27-7	
2007	Chapel Hill		North Carolina	33-27	
2008	Miami Gardens		North Carolina	28-24	
2009	Chapel Hill	12	North Carolina	33-24	
2010	Miami Gardens	25	Miami	33-10	
2011	Chapel Hill		Miami	30-24	
2012	Miami Gardens		North Carolina	18-14	
2013	Chapel Hill	10	Miami	27-23	
2014	Miami Gardens		Miami	47-20	
2015	Chapel Hill	17	North Carolina	59-21	
2016	Miami Gardens	16	North Carolina	20-13	
2017	Chapel Hill	8	Miami	24-19	
2018	Miami Gardens	16	Miami	47-10	
2019	Chapel Hill		North Carolina	28-25	
2020	Miami Gardens	9	20	North Carolina	62-26
2021	Chapel Hill		North Carolina	45-42	
2022	Miami Gardens		North Carolina	27-24	

MIAMI VS. NC STATE

Series	Miami leads 11-5-1
at Miami	Miami leads 6-4-1
at Miami Gardens	Miami leads 2-0-0
at Raleigh	Miami leads 4-1-0
Neutral Site/Bowls	Miami leads 1-0-0
In ACC Play	Miami leads 5-2-0

Year	Site/Bowl	AP UM	AP ST	Winner	Score
1939	Miami			Miami	27-7
1942	Miami			NC State	2-0
1944	Miami			NC State	28-7
1945	Miami			Miami	21-7
1957	Miami	12		TIE	0-0
1969	Miami			Miami	23-13
1971	Miami			NC State	13-7
1981	NC State	11		Miami	14-6
1982	Miami			Miami	41-3
1998	Micron PC Bowl	24		Miami	46-23
2004	Raleigh	4		Miami	45-31

2007	Miami	NC State	(ot)19-16
2008	Raleigh	NC State	38-28
2012	Miami	Miami	44-37
2016	Raleigh	Miami	27-13
2020	Raleigh	11 Miami	44-41
2021	Miami Gardens	18 Miami	31-30

MIAMI VS. PITT

Series	Miami leads 29-12-1
at Miami	Miami leads 12-6-1
at Miami Gardens	Miami leads 3-2-0
at Pitt	Miami leads 16-6-0
In ACC Play	Miami leads 7-3-0

Year	Site/Bowl	AP UM	AP VA	Winner	Score
1950	Pitt	11		Miami	28-0
1951	Miami			Pitt	21-7
1955	Pitt			16 Miami	21-7
1956	Miami	6	13	Pitt	14-7
1957	Miami			Miami	28-13
1960	Pitt			Pitt	17-6
1961	Miami			Pitt	10-7
1962	Pitt			Miami	23-14
1963	Miami	5		Pitt	31-20
1964	Miami			TIE	20-20
1965	Pitt			Pitt	28-14
1966	Miami			Miami	38-14
1967	Pitt			Miami	58-0
1968	Miami			Miami	48-0
1970	Pitt	18		Pitt	28-17
1976	Pitt	2		Pitt	36-19
1984	Miami	9		Miami	27-7
1986	Pitt	1		Miami	37-10
1989	Pitt	7	14	Miami	24-3
1990	Miami	8		Miami	45-0
1993	Pitt	4		Miami	35-7
1994	Miami	5		Miami	17-12
1995	Pitt			Miami	17-16
1996	Miami	10		Miami	45-0
1997	Pitt	22		Pitt	21-17
1998	Miami	22		Miami	38-10
1999	Pitt	22		Miami	33-3
2000	Miami	2		Miami	35-7
2001	Pitt	1		Miami	43-21
2002	Miami	1	17	Miami	28-21
2003	Pitt	10	20	Miami	28-14
2010	Pitt	19		Miami	31-3
2013	Pitt			Miami	41-31
2014	Miami Gardens			Pitt	35-23
2015	Pitt			Miami	29-24
2016	Miami Gardens			Miami	51-28
2017	Pitt	2		Pitt	24-14
2018	Miami Gardens	24		Miami	24-3
2019	Pitt			Miami	16-12
2020	Miami Gardens	13		Miami	31-19
2021	Pitt			Miami	38-34
2022	Miami Gardens			Pitt	42-16

MIAMI VS. SYRACUSE

Series	Miami leads 16-7-0
at Miami Gardens	Miami leads 1-0-0
at Miami	Miami leads 9-3-0
at Syracuse	Miami leads 7-3-0
Neutral Site/Bowls	Syracuse leads 1-0-0
In ACC Play	Miami leads 1-0-0

Year	Site/Bowl	AP UM	AP SU	Winner	Score
1960	Miami		14	Syracuse	21-14
1961	Liberty Bowl		14	Syracuse	15-14
1965	Syracuse	9		Miami	24-0
1970	Syracuse			Syracuse	56-16
1971	Miami			Syracuse	14-0
1973	Syracuse			Miami	34-23
1974	Miami			Miami	14-7
1978	Miami			Miami	21-9
1979	Syracuse			Syracuse	25-15
1990	Miami	2		Miami	33-7
1992	Syracuse	1	8	Miami	16-10
1993	Miami	6	23	Miami	49-0
1994	Syracuse	5	10	Miami	27-6
1995	Miami	25	22	Miami	35-24

1996	Syracuse	23	16	Miami	38-31
1997	Miami		16	Syracuse	33-13
1998	Syracuse	19	21	Syracuse	66-13
1999	Miami			Miami	45-13
2000	Syracuse	2		Miami	26-0
2001	Miami	1	14	Miami	59-0
2002	Syracuse	1		Miami	49-7
2003	Miami	14		Miami	17-10
2017	Miami	8		Miami	27-19

MIAMI VS. VIRGINIA

Series	Miami leads 12-8-0
at Miami	Miami leads 5-3-0
at Miami Gardens	Miami leads 5-1-0
at Charlottesville	Virginia leads 6-4-0
Neutral Site/Bowls	Miami leads 1-0-0
In ACC Play	Miami leads 11-8-0

Year	Site/Bowl	AP UM	AP VA	Winner	Score
1996	Carquest Bowl	19		Miami	31-21
2004	Charlottesville	18	10	Miami	31-21
2005	Miami		10	Miami	25-17
2006	Charlottesville			Virginia	17-7
2007	Miami	23		Virginia	48-0
2008	Charlottesville			Miami	(ot) 24-17
2009	Miami Gardens	16		Miami	52-17
2010	Charlottesville	22		Virginia	24-19
2011	Miami Gardens			Virginia	28-21
2012	Charlottesville			Virginia	41-40
2013	Miami Gardens			Miami	45-26
2014	Charlottesville			Virginia	30-13
2015	Miami Gardens			Miami	27-21
2016	Charlottesville			Miami	34-14
2017	Miami Gardens	2		Miami	44-28
2018	Charlottesville	16		Virginia	16-13
2019	Miami Gardens	20		Miami	17-9
2020	Miami Gardens	11		Miami	19-14
2021	Miami Gardens			Virginia	30-28
2022	Charlottesville			Miami	14-12 (4ot)

MIAMI VS. VIRGINIA TECH

Series	Miami leads 25-15-0
at Miami	Miami leads 14-7-0
at Blacksburg	Miami leads 9-8-0
at Miami Gardens	Miami leads 5-3-0
Neutral Site/Bowls	Miami leads 2-0-0
In ACC Play	Miami leads 10-9-0

Year	Site/Bowl	AP UM	AP VT	Winner	Score
1953	Miami			Miami	26-0
1966	Liberty Bowl	9		Miami	14-7
1967	Blacksburg			Miami	14-7
1968	Miami	12		Miami	13-8
1974	Miami			Miami	14-7
1980	Peach Bowl	20		Miami	20-10
1981	Miami	12		Miami	21-14
1982	Blacksburg	15		Miami	14-8
1987	Miami	3		Miami	27-13
1992	Blacksburg	1		Miami	43-23
1993	Miami	3		Miami	21-2
1994	Miami	6	13	Miami	24-3
1995	Blacksburg	17		Virginia Tech	13-7
1996	Miami	18	21	Virginia Tech	21-7
1997	Blacksburg	20		Virginia Tech	27-25
1998	Miami			Virginia Tech	(ot) 27-20
1999	Blacksburg	19	2	Virginia Tech	43-10
2000	Miami	3	2	Miami	41-21
2001	Blacksburg	1	14	Miami	26-24
2002	Miami	1	17	Miami	56-45
2003	Blacksburg	2	10	Virginia Tech	31-7
2004	Miami	9	11	Virginia Tech	16-10
2005	Blacksburg	5	3	Miami	27-7
2006	Miami	23		Virginia Tech	17-10
2007	Blacksburg	10		Virginia Tech	44-14
2008	Miami Gardens			Miami	16-14
2009	Blacksburg	9	11	Virginia Tech	31-7
2010	Miami Gardens	24	14	Virginia Tech	31-17
2011	Blacksburg	21		Virginia Tech	38-35
2012	Miami Gardens			Miami	30-12
2013	Miami Gardens	14		Virginia Tech	42-24
2014	Blacksburg			Miami	30-6

2015	Miami Gardens	Miami	30-20
2016	Blacksburg	Virginia Tech	37-16
2017	Miami Gardens	9 13 Miami	28-10
2018	Blacksburg	Miami	38-14
2019	Miami Gardens	Virginia Tech	42-35
2020	Blacksburg	9 Miami	25-24
2021	Miami Gardens	Miami	38-26
2022	Blacksburg	Miami	20-14

MIAMI VS. WAKE FOREST

Series	Miami leads 8-3-0
at Miami	Series tied 3-3-0
at Miami Gardens	Series tied 1-1-0
at Winston-Salem	Miami leads 2-0-0
at Wake Forest	Miami leads 2-0-0
In ACC Play	Miami leads 5-0-0

Year	Site/Bowl	AP UM	AP WF	Winner	Score
1928	Miami			Wake Forest	13-6
1935	Wake Forest			Miami	3-0
1939	Miami			Wake Forest	33-0
1944	Miami			Wake Forest	27-0
1969	Miami			Miami	49-7
1971	Wake Forest			Miami	29-10
2004	Miami	12		Miami	52-7
2005	Winston-Salem	3		Miami	47-17
2008	Miami Gardens			Miami	16-10
2009	Winston-Salem			Miami	28-27
2013	Miami Gardens	7		Miami	24-21

NORTH CAROLINA VS. NC STATE

Series	North Carolina leads 68-38-6
at Chapel Hill	North Carolina leads 36-21-2
at Raleigh	North Carolina leads 30-17-4
Neutral Site/Bowls	North Carolina leads 2-0-0
In ACC Play	North Carolina leads 37-33-0

Year	Site/Bowl	AP NC	AP ST	Winner	Score
1894	Chapel Hill			North Carolina	44-0
1894	Raleigh			North Carolina	16-0
1895	Chapel Hill			North Carolina	36-0
1897	Chapel Hill			North Carolina	40-0
1898	Chapel Hill			North Carolina	34-0
1899	Chapel Hill			North Carolina	34-0
1899	Raleigh			TIE	11-11
1901	Chapel Hill			North Carolina	39-0
1901	Raleigh			North Carolina	30-0
1902	Raleigh			TIE	0-0
1904	Chapel Hill			TIE	6-6
1905	Raleigh			TIE	0-0
1919	Raleigh			North Carolina	13-12
1920	Raleigh			NC State	13-3
1921	Raleigh			NC State	7-0
1922	Raleigh			North Carolina	14-9
1923	Raleigh			North Carolina	14-0
1924	Raleigh			North Carolina	10-0
1925	Raleigh			North Carolina	17-0
1926	Chapel Hill			North Carolina	12-0
1927	Raleigh			NC State	19-6
1928	Raleigh			TIE	6-6
1929	Chapel Hill			North Carolina	32-0
1930	Chapel Hill			North Carolina	13-6
1931	Raleigh			North Carolina	18-15
1932	Chapel Hill			North Carolina	13-0
1933	Raleigh			North Carolina	6-0
1934	Chapel Hill			TIE	7-7
1935	Raleigh			North Carolina	35-6
1936	Chapel Hill	9		North Carolina	21-6
1937	Raleigh			North Carolina	20-0
1938	Raleigh			North Carolina	21-0
1939	Chapel Hill			North Carolina	17-0
1940	Raleigh			North Carolina	13-7
1941	Chapel Hill			NC State	13-7
1942	Raleigh			NC State	21-14
1943	Chapel Hill			North Carolina	27-13
1947	Chapel Hill			North Carolina	41-6
1948	Chapel Hill	18		North Carolina	14-0
1949	Chapel Hill	1		North Carolina	26-6
1950	Chapel Hill			North Carolina	13-7
1951	Chapel Hill	20		North Carolina	21-0
1953	Chapel Hill			North Carolina	29-7

ACC SERIES RECORDS



1954	Raleigh	North Carolina	20-6
1955	Raleigh	North Carolina	25-18
1956	Chapel Hill	NC State	26-6
1957	Chapel Hill	NC State	7-0
1958	Chapel Hill	10 NC State	21-14
1959	Chapel Hill	North Carolina	20-12
1960	Chapel Hill	NC State	3-0
1961	Chapel Hill	North Carolina	27-22
1962	Chapel Hill	NC State	7-6
1963	Chapel Hill	North Carolina	31-10
1964	Chapel Hill	NC State	14-13
1965	Raleigh	North Carolina	10-7
1966	Chapel Hill	North Carolina	10-7
1967	Raleigh	NC State	13-7
1968	Chapel Hill	NC State	38-6
1969	Raleigh	NC State	10-3
1970	Chapel Hill	North Carolina	19-0
1971	Raleigh	20 North Carolina	27-7
1972	Chapel Hill	North Carolina	34-33
1973	Raleigh	NC State	28-26
1974	Chapel Hill	14 North Carolina	33-14
1975	Raleigh	NC State	21-20
1976	Chapel Hill	NC State	21-13
1977	Raleigh	North Carolina	27-14
1978	Chapel Hill	NC State	34-7
1979	Raleigh	19 15 North Carolina	35-21
1980	Chapel Hill	8 North Carolina	28-8
1981	Raleigh	4 North Carolina	21-10
1982	Chapel Hill	11 North Carolina	41-9
1983	Raleigh	3 North Carolina	42-14
1984	Chapel Hill	North Carolina	28-21
1985	Raleigh	North Carolina	21-14
1986	Chapel Hill	18 NC State	35-34
1987	Raleigh	North Carolina	17-14
1988	Chapel Hill	NC State	48-3
1989	Raleigh	18 NC State	40-6
1990	Chapel Hill	NC State	12-9
1991	Raleigh	23 NC State	24-7
1992	Chapel Hill	23 NC State	27-20
1993	Raleigh	18 19 North Carolina	35-14
1994	Chapel Hill	24 North Carolina	31-17
1995	Raleigh	North Carolina	30-28
1996	Chapel Hill	8 North Carolina	52-20
1997	Raleigh	4 North Carolina	20-7
1998	Charlotte	North Carolina (ot)	37-34
1999	Charlotte	North Carolina	10-6
2000	Chapel Hill	NC State	38-20
2001	Raleigh	North Carolina	17-9
2002	Chapel Hill	14 NC State	34-17
2003	Raleigh	NC State	47-34
2004	Chapel Hill	North Carolina	30-24
2005	Raleigh	North Carolina	31-24
2006	Chapel Hill	North Carolina	23-9
2007	Raleigh	NC State	31-27
2008	Chapel Hill	NC State	41-10
2009	Raleigh	23 NC State	28-27
2010	Chapel Hill	NC State	29-25
2011	Raleigh	NC State	13-0
2012	Chapel Hill	North Carolina	43-35
2013	Raleigh	North Carolina	27-19
2014	Chapel Hill	NC State	35-7
2015	Raleigh	11 North Carolina	45-34
2016	Chapel Hill	NC State	28-21
2017	Raleigh	NC State	33-21
2018	Chapel Hill	NC State (ot)	34-28
2019	Raleigh	North Carolina	41-10
2020	Chapel Hill	14 23 North Carolina	48-21
2021	Raleigh	24 NC State	34-30
2022	Chapel Hill	17 NC State	30-27 (2ot)

NORTH CAROLINA VS. PITT

Series	North Carolina leads 11-5-0		
at Chapel Hill	North Carolina leads 7-0-0		
at Pitt (inc. Heinz Field)	Tied 4-4-0		
Heinz Field	North Carolina leads 3-1-0		
Neutral Site/Bowls	Pitt leads 1-0-0		
In ACC Play	North Carolina leads 7-2-0		
Year	Site/Bowl	AP AP NC UP Winner	Score
1974	Chapel Hill	17 North Carolina	45-29
1978	Pitt	9 Pitt	20-16
1979	Chapel Hill	13 North Carolina	17-7
1982	Pitt	5 1 Pitt	7-6

1998	Chapel Hill	North Carolina	29-10
2000	Pitt	North Carolina	20-17
2009	Meineke Bowl	17 Pitt	19-17
2013	Pitt	North Carolina	34-27
2014	Chapel Hill	North Carolina	40-35
2015	Pitt	23 North Carolina	26-19
2016	Chapel Hill	North Carolina	37-36
2017	Pitt	North Carolina	34-31
2018	Chapel Hill	North Carolina	38-35
2019	Pitt	Pitt (ot)	34-27
2021	Pitt	25 Pitt	30-23 (ot)
2022	Chapel Hill	21 North Carolina	42-24

NORTH CAROLINA VS. SYRACUSE

Series	Series tied 3-3-0		
at Syracuse	North Carolina leads 2-1-0		
at Chapel Hill	Syracuse leads 2-1-0		
In ACC Play	Series tied 1-1-0		
Year	Site/Bowl	AP AP NC SU Winner	Score
1995	Chapel Hill	20 Syracuse	20-9
1996	Syracuse	24 North Carolina	27-10
2002	Syracuse	North Carolina	30-22
2003	Chapel Hill	Syracuse (3ot)	49-47
2018	Syracuse	Syracuse (ot)	40-37
2020	Chapel Hill	18 North Carolina	31-6

NORTH CAROLINA VS. VIRGINIA

Series	North Carolina leads 65-58-4
at Chapel Hill	North Carolina leads 34-15-3
at Charlottesville	Virginia leads 27-25-0
Neutral Site/Bowls	Virginia leads 17-5-1
In ACC Play	North Carolina leads 37-31-1

The ACC series totals reflect a UNC forfeit of the 1956 game.

Year	Site/Bowl	AP AP NC VA Winner	Score
1892	Charlottesville	Virginia	30-18
1892	Atlanta	North Carolina	26-0
1893	Richmond	Virginia	16-0
1894	Richmond	Virginia	34-0
1895	Richmond	Virginia	6-0
1896	Richmond	Virginia	46-0
1897	Richmond	Virginia	12-0
1898	Richmond	North Carolina	6-2
1900	Norfolk	Virginia	17-0
1901	Norfolk	Virginia	23-6
1902	Richmond	TIE	12-12
1903	Richmond	North Carolina	16-0
1904	Richmond	Virginia	12-11
1905	Norfolk	North Carolina	17-0
1907	Richmond	Virginia	9-4
1908	Richmond	Virginia	31-0
1910	Richmond	Virginia	7-0
1911	Richmond	Virginia	28-0
1912	Richmond	Virginia	66-0
1913	Richmond	Virginia	26-7
1914	Richmond	Virginia	20-3
1915	Richmond	Virginia	14-0
1916	Richmond	North Carolina	7-0
1919	Chapel Hill	North Carolina	6-0
1920	Charlottesville	Virginia	14-0
1921	Chapel Hill	North Carolina	7-3
1922	Chapel Hill	North Carolina	10-7
1923	Chapel Hill	TIE	0-0
1924	Charlottesville	Virginia	7-0
1925	Chapel Hill	TIE	3-3
1926	Charlottesville	Virginia	3-0
1927	Chapel Hill	North Carolina	14-13
1928	Charlottesville	North Carolina	24-20
1929	Chapel Hill	North Carolina	41-7
1930	Charlottesville	North Carolina	41-0
1931	Chapel Hill	North Carolina	13-6
1932	Charlottesville	Virginia	14-7
1933	Chapel Hill	North Carolina	14-0
1934	Charlottesville	North Carolina	25-6
1935	Chapel Hill	North Carolina	61-0
1936	Charlottesville	North Carolina	59-14
1937	Chapel Hill	19 North Carolina	40-0
1938	Charlottesville	North Carolina	20-0
1939	Chapel Hill	16 North Carolina	19-0
1940	Charlottesville	North Carolina	10-7

1941	Chapel Hill	Virginia	28-7
1942	Charlottesville	North Carolina	28-13
1943	Chapel Hill	North Carolina	54-7
1944	Norfolk	Virginia	26-7
1945	Chapel Hill	20 North Carolina	27-18
1946	Charlottesville	11 North Carolina	49-14
1947	Chapel Hill	10 North Carolina	40-7
1948	Charlottesville	4 North Carolina	34-12
1949	Chapel Hill	19 North Carolina	14-7
1950	Charlottesville	Virginia	44-13
1951	Charlottesville	Virginia	34-14
1952	Chapel Hill	Virginia	34-7
1953	Charlottesville	North Carolina	33-7
1954	Charlottesville	North Carolina	26-14
1955	Chapel Hill	North Carolina	26-14
1956	Charlottesville (forfeit)	North Carolina	21-7
1957	Chapel Hill	Virginia	20-13
1958	Charlottesville	15 North Carolina	42-0
1959	Chapel Hill	North Carolina	41-0
1960	Charlottesville	North Carolina	35-8
1961	Chapel Hill	North Carolina	24-0
1962	Charlottesville	North Carolina	11-7
1963	Chapel Hill	North Carolina	11-7
1964	Charlottesville	Virginia	31-27
1965	Chapel Hill	Virginia	21-17
1966	Chapel Hill	Virginia	21-14
1967	Charlottesville	Virginia	40-17
1968	Chapel Hill	Virginia	41-6
1969	Charlottesville	North Carolina	12-0
1970	Chapel Hill	North Carolina	30-15
1971	Charlottesville	North Carolina	32-20
1972	Chapel Hill	18 North Carolina	23-3
1973	Charlottesville	Virginia	44-40
1974	Chapel Hill	North Carolina	24-10
1975	Charlottesville	North Carolina	31-28
1976	Chapel Hill	North Carolina	31-6
1977	Charlottesville	17 North Carolina	35-14
1978	Chapel Hill	North Carolina	38-20
1979	Charlottesville	North Carolina	13-7
1980	Chapel Hill	15 North Carolina	26-3
1981	Charlottesville	13 North Carolina	17-14
1982	Chapel Hill	19 North Carolina	27-14
1983	Charlottesville	Virginia	17-14
1984	Chapel Hill	19 TIE	24-24
1985	Charlottesville	Virginia	24-22
1986	Chapel Hill	North Carolina	27-7
1987	Charlottesville	Virginia	20-17
1988	Chapel Hill	Virginia	27-24
1989	Charlottesville	Virginia	50-17
1990	Chapel Hill	11 Virginia	24-10
1991	Charlottesville	Virginia	14-9
1992	Chapel Hill	North Carolina	27-7
1993	Charlottesville	12 21 Virginia	17-10
1994	Charlottesville	15 25 Virginia	34-10
1995	Chapel Hill	9 North Carolina	22-17
1996	Charlottesville	6 24 Virginia	20-17
1997	Chapel Hill	5 North Carolina	48-20
1998	Charlottesville	21 Virginia	30-13
1999	Chapel Hill	23 Virginia	20-17
2000	Charlottesville	Virginia	17-7
2001	Chapel Hill	North Carolina	30-24
2002	Charlottesville	Virginia	37-27
2003	Chapel Hill	Virginia	38-13
2004	Charlottesville	15 Virginia	56-24
2005	Chapel Hill	23 North Carolina	7-5
2006	Charlottesville	Virginia	23-0
2007	Chapel Hill	Virginia	22-20
2008	Charlottesville	18 Virginia (ot)	16-13
2009	Chapel Hill	Virginia	16-3
2010	Charlottesville	North Carolina	44-10
2011	Chapel Hill	North Carolina	28-17
2012	Charlottesville	North Carolina	37-13
2013	Chapel Hill	North Carolina	45-14
2014	Charlottesville	North Carolina	28-27
2015	Chapel Hill	North Carolina	26-13
2016	Charlottesville	22 North Carolina	35-14
2017	Chapel Hill	Virginia	20-14
2018	Charlottesville	Virginia	31-21
2019	Chapel Hill	Virginia	38-31
2020	Charlottesville	15 Virginia	44-41
2021	Chapel Hill	21 North Carolina	59-39
2022	Charlottesville	17 North Carolina	31-28

NORTH CAROLINA VS. VIRGINIA TECH

Series Virginia Tech leads 25-14-6
at Chapel Hill Virginia Tech leads 9-6-2
at Blacksburg Virginia Tech leads 7-3-0
Neutral Site/Bowls Virginia Tech leads 10-5-4
In ACC Play Virginia Tech leads 14-5-0

Year	Site/Bowl	AP NC	AP VT	Winner	Score
1895	Charlotte			North Carolina	32-5
1896	Danville			TIE	0-0
1897	Danville			Virginia Tech	4-0
1898	Winston-Salem			North Carolina	28-6
1900	Chapel Hill			TIE	0-0
1902	Roanoke			TIE	0-0
1903	Norfolk			Virginia Tech	21-0
1904	Chapel Hill			North Carolina	6-0
1905	Richmond			Virginia Tech	35-6
1906	Richmond			TIE	0-0
1907	Richmond			Virginia Tech	20-6
1908	Richmond			Virginia Tech	10-0
1909	Richmond			Virginia Tech	15-0
1910	Richmond			Virginia Tech	20-0
1911	Richmond			TIE	0-0
1912	Raleigh			Virginia Tech	26-0
1913	Winston-Salem			Virginia Tech	14-7
1916	Roanoke			Virginia Tech	14-7
1928	Chapel Hill			Virginia Tech	16-14
1929	Chapel Hill			North Carolina	38-13
1930	Blacksburg			North Carolina	39-21
1938	Chapel Hill			North Carolina	7-0
1939	Norfolk			North Carolina	13-6
1945	Roanoke			North Carolina	14-0
1946	Chapel Hill			TIE	14-14
1997	Gator Bowl	7		North Carolina	42-3
2004	Chapel Hill	18		Virginia Tech	27-24
2005	Blacksburg	5		Virginia Tech	30-3
2006	Chapel Hill	16		Virginia Tech	35-10
2007	Blacksburg	17		Virginia Tech	17-10
2008	Chapel Hill			Virginia Tech	20-17
2009	Blacksburg	14		North Carolina	20-17
2010	Chapel Hill	16		North Carolina	26-10
2011	Blacksburg	9		Virginia Tech	24-21
2012	Chapel Hill			North Carolina	48-34
2013	Blacksburg			Virginia Tech	27-17
2014	Chapel Hill			Virginia Tech	34-17
2015	Blacksburg	12		North Carolina (ot)	30-27
2016	Chapel Hill	17	25	Virginia Tech	34-3
2017	Blacksburg	14		Virginia Tech	59-7
2018	Chapel Hill			Virginia Tech	22-19
2019	Blacksburg			Virginia Tech (6 ot)	43-41
2020	Chapel Hill	8	19	North Carolina	56-45
2021	Blacksburg	10		Virginia Tech	17-10
2022	Chapel Hill			North Carolina	41-10

NORTH CAROLINA VS. WAKE FOREST

Series North Carolina leads 72-36-2
at Chapel Hill North Carolina leads 44-19-2
at Winston-Salem North Carolina leads 20-11-0
at Old Wake Forest Wake Forest leads 2-1-0
Neutral Site/Bowls North Carolina leads 7-4-0
In ACC Play North Carolina leads 38-20-1

Year	Site/Bowl	AP NC	AP WF	Winner	Score
1888	Raleigh			Wake Forest	6-4
1889	Raleigh			North Carolina	33-0
1889	Raleigh			Wake Forest	18-8
1891	Raleigh (forfeit)			Wake Forest	1-0
1893	Raleigh			North Carolina	40-0
1908	Chapel Hill			North Carolina	17-0
1909	Chapel Hill			North Carolina	18-0
1910	Chapel Hill			North Carolina	37-0
1911	Chapel Hill			North Carolina	12-3
1912	Chapel Hill			North Carolina	9-2
1913	Chapel Hill			North Carolina	7-0
1913	Durham			North Carolina	29-0
1914	Durham			North Carolina	53-0
1914	Raleigh			North Carolina	12-7
1915	Chapel Hill			North Carolina	35-0
1916	Chapel Hill			North Carolina	20-0
1919	Chapel Hill			North Carolina	6-0
1920	Chapel Hill			North Carolina	6-0

1921	Chapel Hill			North Carolina	21-0
1922	Goldsboro			North Carolina	62-3
1923	Chapel Hill			North Carolina	22-0
1924	Old Wake Forest			Wake Forest	7-6
1925	Chapel Hill			Wake Forest	6-0
1926	Goldsboro			Wake Forest	13-0
1927	Chapel Hill			Wake Forest	9-8
1928	Chapel Hill			North Carolina	65-0
1929	Chapel Hill			North Carolina	48-0
1930	Chapel Hill			North Carolina	13-7
1931	Chapel Hill			North Carolina	37-0
1932	Chapel Hill			TIE	0-0
1933	Chapel Hill			North Carolina	26-0
1934	Chapel Hill			North Carolina	21-0
1935	Chapel Hill			North Carolina	14-0
1936	Charlotte			North Carolina	14-7
1937	Old Wake Forest			North Carolina	28-0
1938	Chapel Hill			North Carolina	14-6
1939	Chapel Hill			North Carolina	36-6
1940	Chapel Hill			Wake Forest	12-0
1941	Old Wake Forest			Wake Forest	13-0
1942	Chapel Hill			North Carolina	6-0
1944	Chapel Hill			Wake Forest	7-0
1945	Chapel Hill			Wake Forest	14-13
1946	Chapel Hill	15		North Carolina	26-14
1947	Chapel Hill	19		Wake Forest	19-7
1948	Winston-Salem	2		North Carolina	28-6
1949	Chapel Hill	6		North Carolina	28-14
1950	Chapel Hill			Wake Forest	13-7
1951	Winston-Salem			Wake Forest	39-7
1952	Chapel Hill			Wake Forest	9-7
1953	Winston-Salem			North Carolina	18-13
1954	Chapel Hill			North Carolina	14-7
1955	Winston-Salem			Wake Forest	25-0
1956	Chapel Hill			TIE	6-6
1957	Winston-Salem			North Carolina	14-7
1958	Chapel Hill			North Carolina	26-7
1959	Winston-Salem			North Carolina	21-19
1960	Chapel Hill			Wake Forest	13-12
1961	Winston-Salem			Wake Forest	17-14
1962	Chapel Hill			North Carolina	23-14
1963	Winston-Salem			North Carolina	21-0
1964	Chapel Hill			North Carolina	23-0
1965	Winston-Salem			Wake Forest	12-10
1966	Chapel Hill			Wake Forest	3-0
1967	Chapel Hill			Wake Forest	20-10
1968	Winston-Salem			Wake Forest	48-31
1969	Chapel Hill			North Carolina	23-3
1970	Winston-Salem			Wake Forest	14-13
1971	Chapel Hill			North Carolina	7-3
1972	Winston-Salem			North Carolina	21-0
1973	Chapel Hill			North Carolina	42-0
1974	Winston-Salem			North Carolina	31-0
1975	Chapel Hill			Wake Forest	21-9
1976	Winston-Salem			North Carolina	34-14
1977	Chapel Hill			North Carolina	24-3
1978	Winston-Salem			North Carolina	34-29
1979	Chapel Hill	14		Wake Forest	24-19
1980	Winston-Salem	8		North Carolina	27-9
1981	Chapel Hill	5		North Carolina	48-10
1982	Winston-Salem	12		North Carolina	24-7
1983	Chapel Hill	4		North Carolina	30-10
1984	Winston-Salem			Wake Forest	14-3
1985	Chapel Hill			North Carolina	34-14
1986	Winston-Salem			North Carolina	40-30
1987	Chapel Hill			Wake Forest	22-14
1988	Winston-Salem			Wake Forest	42-24
1989	Chapel Hill			Wake Forest	17-16
1990	Winston-Salem			North Carolina	31-24
1991	Chapel Hill			North Carolina	24-10
1992	Winston-Salem			North Carolina	35-17
1993	Chapel Hill	15		North Carolina	45-35
1994	Winston-Salem			North Carolina	50-0
1995	Chapel Hill			North Carolina	31-7
1996	Winston-Salem	15		North Carolina	45-6
1997	Chapel Hill	5		North Carolina	30-12
1998	Winston-Salem			North Carolina	38-31
1999	Chapel Hill			Wake Forest	19-3
2000	Winston-Salem			North Carolina	35-14
2001	Chapel Hill			Wake Forest	32-31
2002	Winston-Salem			Wake Forest	31-0
2003	Chapel Hill			North Carolina	42-34
2004	Winston-Salem			North Carolina	31-24
2006	Chapel Hill	24		Wake Forest	24-17
2007	Winston-Salem			Wake Forest	37-10

2011	Chapel Hill			North Carolina	49-24
2012	Winston-Salem			Wake Forest	28-27
2015	Chapel Hill			North Carolina	50-14
2019	Winston-Salem			Wake Forest	24-18
2020	Chapel Hill			North Carolina	59-53
2021	Winston-Salem	10		North Carolina	58-55
2022	Winston-Salem	15		North Carolina	36-34

NC STATE VS. PITT

Series Series tied 5-5-1
at Pitt Pitt leads 4-2-0
at Raleigh NC State leads 2-0-1
Neutral Site/Bowls Series tied 1-1-0
In ACC Play NC State leads 2-0-0

Year	Site/Bowl	AP ST	AP UP	Winner	Score
1952	Pitt			Pitt	48-6
1953	Pitt			Pitt	40-6
1978	Tangerine Bowl*	16		NC State	30-17
1985	Pitt			Pitt	24-10
1986	Raleigh			TIE	14-14
1987	Pitt		18	Pitt	34-0
1988	Raleigh			NC State	14-3
2001	Tangerine Bowl			Pitt	34-19
2009	Raleigh			NC State	38-31
2017	Pitt	20		NC State	35-17
2020	Pitt		24	NC State	30-29

*Orlando, Fla.

NC STATE VS. SYRACUSE

Series NC State leads 13-3-0
at Raleigh NC State leads 7-1-0
at Syracuse NC State leads 6-2-0
In ACC Play NC State leads 7-3-0

Year	Site/Bowl	AP ST	AP SU	Winner	Score
1972	Raleigh			NC State	43-20
1974	Syracuse	13		NC State	28-22
1977	Syracuse			NC State	38-0
1978	Raleigh			NC State	27-19
1997	Syracuse	13		NC State (ot)	32-31
1998	Raleigh		11	NC State	38-17
2013	Raleigh			Syracuse	24-10
2014	Syracuse			NC State	24-17
2015	Raleigh			NC State	42-29
2016	Syracuse			NC State	35-20
2017	Raleigh			NC State	33-25
2018	Syracuse	22		Syracuse	51-41
2019	Raleigh			NC State	16-10
2020	Syracuse			NC State	36-29
2021	Raleigh	25		NC State	41-17
2022	Syracuse	15	18	Syracuse	24-9

NC STATE VS. VIRGINIA

Series NC State leads 35-22-1
at Raleigh NC State leads 17-10-0
at Charlottesville NC State leads 15-11-1
Neutral Site/Bowls NC State leads 3-1-0
In ACC Play NC State leads 31-17-0

Year	Site/Bowl	AP ST	AP VA	Winner	Score
1904	Charlottesville			Virginia	5-0
1905	Charlottesville			Virginia	10-0
1906	Charlottesville			TIE	0-0
1907	Norfolk			NC State	10-4
1908	Norfolk			Virginia	6-0
1944	Norfolk			NC State	13-0
1945	Charlottesville			Virginia	26-0
1946	Raleigh			NC State	27-7
1947	Charlottesville	16		NC State	7-2
1948	Raleigh			Virginia	21-14
1958	Charlottesville			NC State	26-14
1960	Raleigh			NC State	26-7
1961	Charlottesville			NC State	21-14
1962	Raleigh			NC State	24-12
1963	Norfolk			NC State	15-9
1964	Charlottesville			NC State	24-15
1965	Charlottesville			NC State	13-0
1966	Raleigh			NC State	42-21

1967	Charlottesville	5	NC State	30-8
1968	Raleigh		NC State	19-0
1969	Charlottesville		NC State	31-0
1970	Raleigh		NC State	21-16
1971	Raleigh		Virginia	14-10
1972	Charlottesville		NC State	35-14
1973	Raleigh	17	NC State	43-23
1974	Charlottesville	11	NC State	22-21
1977	Raleigh		NC State	14-0
1978	Charlottesville	19	NC State	24-21
1979	Raleigh		NC State	31-27
1980	Charlottesville		NC State	27-13
1981	Raleigh		NC State	30-24
1982	Charlottesville		NC State	16-13
1983	Raleigh		Virginia	26-14
1984	Charlottesville		Virginia	45-0
1985	Raleigh		NC State	23-22
1986	Charlottesville	15	Virginia	20-16
1987	Raleigh		Virginia	34-31
1988	Charlottesville		Virginia	19-14
1989	Raleigh	18	24 Virginia	20-9
1990	Charlottesville	2	Virginia	31-0
1991	Raleigh	18	24 Virginia	42-10
1992	Charlottesville	17	NC State	31-7
1993	Raleigh	16	NC State	34-29
1994	Charlottesville	13	NC State	30-27
1995	Raleigh	23	16 Virginia	29-24
1996	Raleigh	20	Virginia	62-14
1997	Raleigh		NC State	31-24
1998	Charlottesville	16	Virginia	23-13
1999	Raleigh		Virginia	47-26
2000	Charlottesville		Virginia	24-17
2001	Raleigh		NC State	24-0
2002	Charlottesville	22	Virginia	14-9
2003	Raleigh		NC State	51-37
2006	Charlottesville		Virginia	14-7
2007	Raleigh	21	NC State	29-24
2011	Charlottesville		NC State	28-14
2012	Raleigh		Virginia	33-6
2018	Raleigh		NC State	35-21

NC STATE VS. VIRGINIA TECH

Series	Virginia Tech leads 28-19-4
at Raleigh	NC State leads 8-4-1
at Blacksburg	Virginia Tech leads 10-2-2
Neutral Site/Bowls	Virginia Tech leads 14-9-1
In ACC Play	Virginia Tech leads 5-2-0

Year	Site/Bowl	AP ST	AP VT	Winner	Score
1900	Raleigh			Virginia Tech	18-2
1902	Blacksburg			Virginia Tech	11-6
1903	Blacksburg			Virginia Tech	21-0
1906	Richmond			Virginia Tech	6-0
1908	Norfolk			NC State	6-5
1909	Norfolk			Virginia Tech	18-5
1910	Norfolk			NC State	5-3
1911	Norfolk			Virginia Tech	3-0
1914	Roanoke			Virginia Tech	3-0
1916	Norfolk			Virginia Tech	40-0
1917	Norfolk			TIE	7-7
1918	Norfolk			Virginia Tech	25-0
1919	Norfolk			NC State	3-0
1920	Norfolk			NC State	14-6
1921	Norfolk			Virginia Tech	7-3
1922	Norfolk			Virginia Tech	24-0
1923	Norfolk			Virginia Tech	16-0
1924	Raleigh			NC State	6-3
1925	Blacksburg			TIE	0-0
1934	Portsmouth			Virginia Tech	7-6
1935	Portsmouth			NC State	6-0
1936	Raleigh			NC State	13-0
1937	Raleigh			NC State	13-7
1938	Blacksburg			Virginia Tech	7-0
1941	Winston-Salem			Virginia Tech	14-13
1945	Raleigh			NC State	6-0
1946	Blacksburg	12		Virginia Tech	14-6
1949	Norfolk			NC State	14-13
1950	Raleigh			NC State	34-6
1951	Blacksburg			NC State	19-14
1954	Blacksburg			Virginia Tech	30-21
1955	Bluefield, W.Va.			Virginia Tech	34-26
1956	Norfolk	20		Virginia Tech	35-6
1957	Roanoke	19		NC State	12-0

1958	Raleigh		TIE	14-14
1959	Norfolk		NC State	15-13
1960	Raleigh		NC State	29-14
1963	Raleigh		NC State	13-7
1964	Blacksburg		Virginia Tech	28-19
1986	Peach Bowl	18	Virginia Tech	25-24
1989	Raleigh		Virginia Tech	25-23
1990	Blacksburg		Virginia Tech	20-16
1991	Raleigh		NC State	7-0
1992	Blacksburg	21	TIE	13-13
2004	Blacksburg		NC State	17-16
2005	Raleigh	8	Virginia Tech	20-16
2009	Blacksburg	16	Virginia Tech	38-10
2010	Raleigh	23	Virginia Tech	40-21
2015	Blacksburg		Virginia Tech	28-13
2020	Blacksburg	20	Virginia Tech	45-24
2022	Raleigh		NC State	22-21

NC STATE VS. WAKE FOREST

Series	NC State leads 68-42-6
at Raleigh	NC State leads 46-23-5
at Winston-Salem	NC State leads 21-18-1
at Old Wake Forest	Series tied 1-1-0
In ACC Play	NC State leads 43-26-1

Year	Site/Bowl	AP ST	AP WF	Winner	Score
1895	Raleigh			TIE	4-4
1908	Winston-Salem			NC State	25-0
1908	Winston-Salem			NC State	76-0
1910	Raleigh			NC State	28-3
1911	Raleigh			NC State	13-6
1912	Winston-Salem			NC State	12-0
1913	Raleigh			NC State	37-0
1914	Raleigh			NC State	51-0
1915	Raleigh			NC State	7-0
1916	Raleigh			NC State	6-0
1917	Raleigh			NC State	17-6
1918	Raleigh			Wake Forest	21-0
1919	Raleigh			NC State	21-7
1920	Raleigh			NC State	49-7
1921	Raleigh			NC State	14-0
1922	Winston-Salem			NC State	32-0
1923	Raleigh			Wake Forest	14-0
1924	Raleigh			Wake Forest	12-0
1925	Raleigh			NC State	6-0
1926	Raleigh			NC State	7-3
1927	Raleigh			NC State	30-7
1928	Raleigh			NC State	37-0
1929	Raleigh			NC State	8-6
1930	Raleigh			Wake Forest	7-0
1931	Raleigh			Wake Forest	6-0
1932	Raleigh			TIE	0-0
1933	Raleigh			TIE	0-0
1934	Raleigh			Wake Forest	13-12
1935	Raleigh			NC State	21-6
1936	Raleigh			Wake Forest	9-0
1937	Winston-Salem			NC State	20-0
1938	Raleigh			NC State	19-7
1939	Raleigh			Wake Forest	32-0
1940	Raleigh			Wake Forest	20-14
1941	Raleigh			Wake Forest	7-0
1942	Raleigh			TIE	0-0
1943	Raleigh			Wake Forest	54-6
1944	Raleigh			Wake Forest	21-7
1945	Raleigh			Wake Forest	19-18
1946	Old Wake Forest			NC State	14-6
1947	Raleigh			NC State	20-0
1948	Old Wake Forest			Wake Forest	34-13
1949	Raleigh	18		NC State	27-14
1950	Winston-Salem	16		TIE	6-6
1951	Raleigh			Wake Forest	21-6
1952	Winston-Salem			Wake Forest	21-6
1953	Raleigh			Wake Forest	20-7
1954	Raleigh			Wake Forest	26-0
1955	Raleigh			TIE	13-13
1956	Winston-Salem			Wake Forest	13-0
1957	Raleigh	10		NC State	19-0
1958	Winston-Salem			Wake Forest	13-7
1959	Raleigh			Wake Forest	17-14
1960	Winston-Salem			NC State	14-12
1961	Raleigh			NC State	7-0
1962	Winston-Salem			NC State	27-3
1963	Raleigh			NC State	42-0

1964	Winston-Salem		Wake Forest	27-13
1965	Raleigh		NC State	13-11
1966	Winston-Salem		NC State	15-12
1967	Raleigh	5	NC State	24-7
1968	Winston-Salem		NC State	10-6
1969	Raleigh		Wake Forest	22-21
1970	Winston-Salem		Wake Forest	16-13
1971	Raleigh		NC State	21-14
1972	Winston-Salem		NC State	42-13
1973	Raleigh	16	NC State	52-13
1974	Winston-Salem	18	NC State	33-15
1975	Raleigh	15	Wake Forest	30-22
1976	Winston-Salem		Wake Forest	20-18
1977	Raleigh		NC State	41-14
1978	Winston-Salem		NC State	34-10
1979	Raleigh	16	NC State	17-14
1980	Raleigh		Wake Forest	27-7
1981	Winston-Salem		NC State	28-23
1982	Raleigh		NC State	30-0
1983	Winston-Salem		NC State	38-15
1984	Raleigh		Wake Forest	24-15
1985	Winston-Salem		NC State	20-17
1986	Raleigh		NC State	42-38
1987	Winston-Salem		Wake Forest	21-3
1988	Raleigh		NC State	14-6
1989	Winston-Salem	19	NC State	27-17
1990	Raleigh		NC State	20-15
1991	Winston-Salem		NC State	30-3
1992	Raleigh	13	25 NC State	42-14
1993	Winston-Salem	18	NC State	34-16
1994	Raleigh		NC State	34-3
1995	Winston-Salem		NC State	52-23
1996	Raleigh		NC State	37-22
1997	Winston-Salem		Wake Forest	19-18
1998	Raleigh		NC State	38-27
1999	Winston-Salem	25	Wake Forest	31-7
2000	Raleigh		NC State	32-14
2001	Winston-Salem		NC State	17-14
2002	Raleigh	19	NC State	32-13
2003	Winston-Salem	11	Wake Forest	38-24
2004	Raleigh		NC State	(ot) 27-21
2005	Winston-Salem		Wake Forest	27-21
2006	Raleigh		Wake Forest	25-23
2007	Winston-Salem		Wake Forest	38-18
2008	Raleigh		NC State	21-17
2009	Winston-Salem		Wake Forest	30-24
2010	Raleigh		NC State	38-3
2011	Winston-Salem		Wake Forest	34-27
2012	Raleigh		NC State	37-6
2013	Winston-Salem		Wake Forest	28-13
2014	Raleigh		NC State	41-21
2015	Winston-Salem		NC State	35-17
2016	Raleigh		NC State	33-16
2017	Winston-Salem	25	Wake Forest	30-24
2018	Raleigh	22	Wake Forest	27-23
2019	Winston-Salem		Wake Forest	44-10
2020	Raleigh		NC State	45-42
2021	Winston-Salem	21	13 Wake Forest	45-42
2022	Raleigh	22	21 NC State	30-21

PITT VS. SYRACUSE

Series	Pitt leads 43-32-3
at Pitt	Pitt leads 25-11-0
at Syracuse	Syracuse leads 19-18-3
Neutral Site/Bowls	Syracuse leads 2-0-0
In ACC Play	Pitt leads 9-1-0

Year	Site/Bowl	AP UP	AP SU	Winner	Score
1916	Syracuse			Pitt	30-0
1917	Pitt			Pitt	28-0
1919	Syracuse			Syracuse	24-3
1920	Syracuse			TIE	7-7
1921	Pitt			Pitt	35-0
1922	Pitt			Pitt	21-14
1923	Yankee Stadium			Syracuse	3-0
1924	Syracuse			TIE	7-7
1928	Pitt			Pitt	18-0
1930	Syracuse			Pitt	14-0
1955	Syracuse	7		Pitt	22-12
1956	Pitt	10	7	Pitt	14-7
1957	Pitt			Syracuse	24-21
1958	Syracuse	12		Syracuse	16-13
1959	Pitt	5		Syracuse	35-0

1960	Syracuse	3	Pitt	10-0
1961	Syracuse		Syracuse	28-9
1962	Pitt		Pitt	24-6
1963	Pitt	10	Pitt	35-27
1964	Syracuse		Syracuse	21-6
1965	Shea Stadium		Syracuse	51-13
1966	Syracuse		Syracuse	33-7
1967	Pitt		Syracuse	14-7
1968	Syracuse	15	Syracuse	50-17
1969	Pitt		Pitt	21-20
1970	Syracuse	15	Syracuse	43-13
1971	Pitt		Pitt	31-21
1972	Syracuse		Syracuse	10-6
1973	Pitt		Pitt	28-14
1974	Syracuse		Pitt	21-13
1975	Syracuse		Pitt	38-0
1976	Pitt	2	Pitt	23-13
1977	Pitt	14	Pitt	28-21
1978	Syracuse		Syracuse	18-17
1979	Pitt	12	Pitt	28-21
1980	Syracuse	11	Pitt	43-6
1981	Pitt	2	Pitt	23-10
1982	Syracuse	2	Pitt	14-0
1983	Pitt	20	Pitt	13-10
1984	Syracuse		Syracuse	13-7
1985	Pitt		Syracuse	12-0
1986	Syracuse		Syracuse	24-20
1987	Pitt	8	Syracuse	24-10
1988	Syracuse	18	Syracuse	24-7
1989	Pitt	13	10 Pitt	30-23
1990	Syracuse	25	TIE	20-20
1991	Pitt	20	24 Syracuse	31-27
1992	Syracuse		12 Syracuse	41-10
1993	Pitt		24 Syracuse	24-21
1994	Syracuse		21 Syracuse	31-7
1995	Pitt		23 Syracuse	42-10
1996	Syracuse		Syracuse	55-7
1997	Pitt		21 Syracuse	32-27
1998	Syracuse		17 Syracuse	45-28
1999	Pitt		18 Syracuse	24-17
2000	Syracuse		Syracuse (2 ot)	24-17
2001	Pitt		Syracuse	42-10
2002	Syracuse		Pitt	48-24
2003	Pitt		Pitt	34-14
2004	Syracuse		Syracuse (3 ot)	38-31
2005	Pitt		Pitt	34-17
2006	Syracuse		Pitt	21-11
2007	Pitt		Pitt	20-17
2008	Syracuse		Pitt	34-24
2009	Pitt	10	Pitt	37-10
2010	Syracuse		Pitt	45-14
2011	Pitt		Pitt	33-20
2012	Syracuse		Syracuse	14-13
2013	Syracuse		Pitt	17-16
2014	Pitt		Pitt	30-7
2015	Syracuse	25	Pitt	23-20
2016	Pitt		Pitt	76-61
2017	Syracuse		Syracuse	27-24
2018	Pitt		Pitt (ot)	44-37
2019	Syracuse		Pitt	27-20
2020	Pitt	25	Pitt	21-10
2021	Syracuse	20	Pitt	31-14
2022	Pitt	20	Pitt	19-9

PITT VS. VIRGINIA

Series	Pitt leads 10-4-0
at Pitt	Pitt leads 5-1-0
at Charlottesville	Pitt leads 5-2-0
Neutral Site/Bowls	Virginia leads 1-0-0
In ACC Play	Pitt leads 7-2-0

Year	Site/Bowl	AP UP	AP VA	Winner	Score
1953	Charlottesville			Pitt	26-0
1955	Pitt			Pitt	18-7
2003	Continental Tire Bowl			Virginia	23-16
2006	Pitt			Pitt	38-13
2007	Charlottesville			Virginia	44-14
2013	Pitt			Pitt	14-3
2014	Charlottesville			Virginia	24-19
2015	Pitt			Pitt	26-19
2016	Charlottesville			Pitt	45-31
2017	Pitt			Pitt	31-14
2018	Charlottesville			23 Pitt	23-13

2019	Pitt		Virginia	30-14
2021	Pitt	20	Pitt	48-38
2022	Charlottesville		Pitt	37-7

PITT VS. VIRGINIA TECH

Series	Tied 11-11-0
at Blacksburg	Virginia Tech leads 7-3-0
at Pitt	Pitt leads 8-4-0
In ACC Play	Pitt leads 6-4-0

Year	Site/Bowl	AP UP	AP VT	Winner	Score
1993	Pitt			Virginia Tech	63-21
1994	Blacksburg		17	Virginia Tech	45-7
1995	Pitt			Virginia Tech	26-16
1996	Blacksburg		21	Virginia Tech	34-17
1997	Pitt		19	Pitt	30-23
1998	Blacksburg		21	Virginia Tech	27-7
1999	Pitt		3	Virginia Tech	30-17
2000	Blacksburg		2	Virginia Tech	37-34
2001	Pitt		12	Pitt	38-7
2002	Blacksburg		3	Pitt	28-21
2003	Pitt	25	5	Pitt	31-28
2012	Pitt		13	Pitt	35-17
2013	Blacksburg		24	Virginia Tech	19-9
2014	Pitt			Pitt	21-16
2015	Blacksburg			Pitt	17-13
2016	Pitt		25	Virginia Tech	39-36
2017	Blacksburg			Virginia Tech	20-14
2018	Pitt			Pitt	52-22
2019	Blacksburg			Virginia Tech	28-0
2020	Pitt			Pitt	47-14
2021	Blacksburg			Pitt	28-7
2022	Pitt			Pitt	45-29

PITT VS. WAKE FOREST

Series	Pitt leads 2-0-0
at Winston-Salem	Pitt leads 1-0-0
Neutral Site	Pitt leads 1-0-0
In ACC Play	Pitt leads 2-0-0

Year	Site/Bowl	AP UP	AP WF	Winner	Score
2018	Winston-Salem			Pitt	34-13
2021	Charlotte (ACC)	17	18	Pitt	45-21

SYRACUSE VS. VIRGINIA

Series	Tied 3-3-0
at Charlottesville	Virginia leads 2-1-0
at Syracuse	Syracuse leads 2-1-0
In ACC Play	Tied 1-1-0

Year	Site/Bowl	AP SU	AP VA	Winner	Score
1975	Charlottesville			Syracuse	37-0
1977	Syracuse			Syracuse	6-3
2004	Charlottesville		12	Virginia	31-10
2005	Syracuse		25	Virginia	27-24
2015	Charlottesville			Virginia	44-38 3ot
2022	Syracuse			Syracuse	22-20

SYRACUSE VS. VIRGINIA TECH

Series	Syracuse leads 11-8-0
In Syracuse	Syracuse leads 8-2-0
In Blacksburg	Virginia Tech leads 6-3-0
In ACC Play	Syracuse leads 2-0-0

Year	Site/Bowl	AP SU	AP VT	Winner	Score
1964	Syracuse			Syracuse	20-15
1985	Blacksburg			Virginia Tech	24-14
1986	Syracuse			Virginia Tech	26-17
1987	Blacksburg		18	Syracuse	35-21
1988	Syracuse			Syracuse	35-0
1992	Syracuse		10	Syracuse	28-9
1993	Blacksburg			Virginia Tech	45-24
1994	Syracuse		14	Syracuse	28-20
1995	Blacksburg		20	Virginia Tech	31-7
1996	Syracuse		18	Syracuse	52-21
1997	Blacksburg		19	Virginia Tech	31-3
1998	Syracuse		16	Syracuse	28-26

1999	Blacksburg	16	4	Virginia Tech	62-0
2000	Syracuse		2	Virginia Tech	22-14
2001	Blacksburg		4	Syracuse	22-14
2002	Syracuse		8	Syracuse	(3ot) 50-42
2003	Blacksburg		4	Virginia Tech	51-7
2016	Syracuse		17	Syracuse	31-17
2021	Blacksburg			Syracuse	41-36

SYRACUSE VS. WAKE FOREST

Series	Syracuse leads 6-6-0
at Winston-Salem	Wake Forest leads 3-2-0
at Syracuse	Syracuse leads 4-3-0
In ACC Play	Tied 5-5-0

Year	Site/Bowl	AP SU	AP WF	Winner	Score
2006	Winston-Salem			Wake Forest	20-10
2010	Syracuse			Syracuse (ot)	36-29
2013	Syracuse			Syracuse	13-0
2014	Winston-Salem			Syracuse	30-7
2015	Syracuse			Syracuse	30-17
2016	Winston-Salem			Wake Forest	28-9
2017	Syracuse			Wake Forest	64-43
2018	Winston-Salem	22		Syracuse	41-24
2019	Syracuse			Syracuse (ot)	39-30
2020	Syracuse			Wake Forest	38-14
2021	Syracuse		19	Wake Forest (ot)	40-37
2022	Winston-Salem			Wake Forest	45-35

VIRGINIA VS. VIRGINIA TECH

Series	Virginia Tech leads 60-38-5
at Charlottesville	Virginia Tech leads 24-19-3
at Blacksburg	Virginia Tech leads 25-8-1
Neutral Site/Bowls	Series tied 11-11-1
In ACC Play	Virginia Tech leads 17-1-0

Year	Site/Bowl	AP VA	AP VT	Winner	Score
1895	Charlottesville			Virginia	38-0
1896	Charlottesville			Virginia	44-0
1899	Charlottesville			Virginia	28-0
1900	Charlottesville			Virginia	17-5
1901	Blacksburg			Virginia	16-0
1902	Charlottesville			Virginia	6-0
1903	Richmond			Virginia	21-0
1904	Richmond			Virginia	5-0
1905	Charlottesville			Virginia Tech	11-0
1923	Charlottesville			Virginia Tech	6-3
1924	Blacksburg			Virginia	6-0
1925	Charlottesville			Virginia	10-0
1926	Blacksburg			Virginia Tech	6-0
1927	Charlottesville			Virginia	7-0
1928	Blacksburg			Virginia Tech	20-0
1929	Charlottesville			Virginia Tech	32-12
1930	Blacksburg			Virginia Tech	31-13
1931	Charlottesville			TIE	0-0
1932	Blacksburg			Virginia Tech	13-0
1933	Charlottesville			TIE	6-6
1934	Blacksburg			Virginia Tech	19-6
1935	Charlottesville			TIE	0-0
1936	Blacksburg			Virginia Tech	7-6
1937	Charlottesville			Virginia Tech	14-7
1938	Blacksburg			Virginia	14-6
1939	Charlottesville			Virginia Tech	13-0
1940	Norfolk			Virginia Tech	6-0
1941	Norfolk			Virginia	34-0
1942	Norfolk			Virginia Tech	20-14
1945	Roanoke			Virginia	31-13
1946	Roanoke			TIE	21-21
1947	Roanoke			Virginia	41-7
1948	Roanoke			Virginia	28-0
1949	Roanoke			Virginia	26-0
1950	Roanoke			Virginia	45-6
1951	Roanoke			Virginia	33-0
1952	Roanoke		16	Virginia	42-0
1953	Charlottesville			Virginia Tech	20-6
1954	Roanoke		14	Virginia Tech	6-0
1955	Roanoke			Virginia Tech	17-13
1956	Roanoke		16	Virginia Tech	14-7
1957	Richmond			Virginia	38-7
1958	Roanoke			Virginia Tech	22-13
1959	Richmond			Virginia Tech	40-14
1960	Roanoke			Virginia Tech	40-6

1961	Roanoke	Virginia Tech	20-0
1962	Roanoke	Virginia Tech	20-15
1963	Roanoke	Virginia Tech	10-0
1964	Charlottesville	Virginia	20-17
1965	Blacksburg	Virginia Tech	22-14
1966	Charlottesville	Virginia Tech	24-7
1970	Blacksburg	Virginia	7-0
1971	Charlottesville	Virginia Tech	6-0
1972	Charlottesville	Virginia	24-20
1973	Blacksburg	Virginia Tech	27-15
1974	Charlottesville	Virginia	28-27
1975	Blacksburg	Virginia Tech	24-17
1976	Charlottesville	Virginia Tech	14-10
1977	Blacksburg	TIE	14-14
1978	Charlottesville	Virginia	17-7
1979	Charlottesville	Virginia	20-18
1980	Blacksburg	Virginia Tech	30-0
1981	Charlottesville	Virginia Tech	20-3
1982	Blacksburg	Virginia Tech	21-14
1983	Charlottesville	Virginia Tech	48-0
1984	Blacksburg	Virginia	26-23
1985	Charlottesville	Virginia Tech	28-10
1986	Blacksburg	Virginia Tech	42-10
1987	Charlottesville	Virginia	14-13
1988	Blacksburg	Virginia	16-10
1989	Charlottesville	18 Virginia	32-25
1990	Blacksburg	17 Virginia Tech	38-13
1991	Charlottesville	20 Virginia	38-0
1992	Blacksburg	Virginia	41-38
1993	Charlottesville	23 25 Virginia Tech	20-17
1994	Blacksburg	16 14 Virginia	42-23
1995	Charlottesville	13 20 Virginia Tech	36-29
1996	Blacksburg	20 17 Virginia Tech	26-9
1997	Charlottesville	Virginia	34-20
1998	Blacksburg	16 20 Virginia	36-32
1999	Charlottesville	24 8 Virginia Tech	31-7
2000	Blacksburg	6 Virginia Tech	42-21
2001	Charlottesville	18 Virginia Tech	31-17
2002	Blacksburg	22 Virginia Tech	21-9
2003	Charlottesville	21 Virginia	35-21
2004	Blacksburg	16 11 Virginia Tech	24-10
2005	Charlottesville	7 Virginia Tech	52-14
2006	Blacksburg	17 Virginia Tech	17-0
2007	Charlottesville	16 8 Virginia Tech	33-21
2008	Blacksburg	Virginia Tech	17-14
2009	Charlottesville	14 Virginia Tech	42-13
2010	Blacksburg	13 Virginia Tech	37-7
2011	Charlottesville	24 6 Virginia Tech	38-0
2012	Blacksburg	Virginia Tech	17-14
2013	Charlottesville	Virginia Tech	16-6
2014	Blacksburg	Virginia Tech	24-20
2015	Charlottesville	Virginia Tech	23-20
2016	Blacksburg	Virginia Tech	52-10
2017	Charlottesville	24 Virginia Tech	10-0
2018	Blacksburg	Virginia Tech (ot)	31-24
2019	Charlottesville	23 Virginia	39-30
2020	Blacksburg	Virginia Tech	33-15
2021	Charlottesville	Virginia Tech	29-24

VIRGINIA VS. WAKE FOREST

Series	Virginia leads 34-16-0
at Charlottesville	Virginia leads 17-11-0
at Winston-Salem	Virginia leads 16-5-0
Neutral Site/Bowls	Virginia leads 1-0-0
In ACC Play	Virginia leads 32-16-0

Year	Site/Bowl	AP AP		Winner	Score
		VA	WF		
1889	Richmond	Virginia		Virginia	46-4
1911	Charlottesville	Virginia		Virginia	29-6
1955	Charlottesville	Wake Forest		Wake Forest	13-7
1956	Charlottesville	Virginia		Virginia	7-6
1957	Winston-Salem	Virginia		Virginia	28-20
1959	Winston-Salem	Wake Forest		Wake Forest	34-12
1960	Charlottesville	Wake Forest		Wake Forest	28-20
1961	Winston-Salem	Wake Forest		Wake Forest	21-15
1962	Charlottesville	Virginia		Virginia	14-12
1964	Charlottesville	Wake Forest		Wake Forest	31-21
1966	Charlottesville	Virginia		Virginia	24-10
1967	Winston-Salem	Virginia		Virginia	14-12
1969	Charlottesville	Wake Forest		Wake Forest	23-21
1970	Charlottesville	Wake Forest		Wake Forest	27-7
1972	Winston-Salem	Virginia		Virginia	15-12
1973	Charlottesville	Virginia		Virginia	21-10
1974	Winston-Salem	Virginia		Virginia	14-0
1975	Charlottesville	Wake Forest		Wake Forest	66-21
1976	Winston-Salem	Virginia		Virginia	18-17
1977	Charlottesville	Virginia		Virginia	20-12
1978	Winston-Salem	Wake Forest		Wake Forest	14-0
1980	Winston-Salem	Virginia		Virginia	24-21
1981	Charlottesville	Wake Forest		Wake Forest	24-21
1982	Charlottesville	Virginia		Virginia	34-27
1983	Winston-Salem	Wake Forest		Wake Forest	38-34
1984	Charlottesville	Virginia		Virginia	28-9
1985	Winston-Salem	Virginia		Virginia	20-18
1986	Winston-Salem	Virginia		Virginia	30-28
1987	Charlottesville	Virginia		Virginia	35-21
1988	Winston-Salem	Virginia		Virginia	34-14
1989	Charlottesville	Virginia		Virginia	47-28
1990	Winston-Salem	1 Virginia		Virginia	49-14
1991	Charlottesville	Virginia		Virginia	48-7
1992	Winston-Salem	14 Virginia		Virginia	31-17
1993	Charlottesville	21 Virginia		Virginia	21-9
1994	Winston-Salem	Virginia		Virginia	42-6
1995	Charlottesville	11 Virginia		Virginia	35-17
1996	Winston-Salem	20 Virginia		Virginia	42-7
1997	Charlottesville	Virginia		Virginia	21-13
1998	Winston-Salem	15 Virginia		Virginia	38-17
1999	Charlottesville	Virginia		Virginia	35-7
2000	Winston-Salem	Virginia		Virginia	27-10
2001	Charlottesville	Wake Forest		Wake Forest	34-30
2002	Winston-Salem	Virginia		Virginia	38-34
2003	Charlottesville	Virginia		Virginia	27-24
2007	Charlottesville	Virginia		Virginia	17-16
2008	Winston-Salem	Wake Forest		Wake Forest	28-17
2012	Charlottesville	Wake Forest		Wake Forest	16-10
2020	Winston-Salem	Wake Forest		Wake Forest	40-23
2021	Charlottesville	Wake Forest		Wake Forest	37-17

VIRGINIA TECH VS. WAKE FOREST

Series	Virginia Tech leads 25-13-1
at Blacksburg	Virginia Tech leads 11-4-1
at Winston-Salem	Virginia Tech leads 10-6-0
at Old Wake Forest	Virginia Tech leads 2-1-0
Neutral Site/Bowls	Series tied 2-2-0
In ACC Play	Virginia Tech leads 4-2-0

Year	Site/Bowl	AP AP		Winner	Score
		VT	WF		
1916	Blacksburg	Virginia Tech		Virginia Tech	52-0
1917	Wake Forest	Virginia Tech		Virginia Tech	50-0
1918	Wake Forest	Virginia Tech		Virginia Tech	27-0
1919	Blacksburg	Virginia Tech		Virginia Tech	40-0
1954	Richmond	Virginia Tech		Virginia Tech	32-0
1955	Wake Forest	Wake Forest		Wake Forest	13-0
1956	Blacksburg	TIE		TIE	13-13
1957	Winston-Salem	Virginia Tech		Virginia Tech	10-3
1958	Norfolk	Wake Forest		Wake Forest	13-6
1959	Winston-Salem	Wake Forest		Wake Forest	18-2
1960	Blacksburg	Virginia Tech		Virginia Tech	22-13
1961	Winston-Salem	Wake Forest		Wake Forest	24-15
1962	Blacksburg	Virginia Tech		Virginia Tech	37-8
1963	Winston-Salem	Virginia Tech		Virginia Tech	27-0
1964	Roanoke	Wake Forest		Wake Forest	38-21
1965	Roanoke	Virginia Tech		Virginia Tech	12-3
1966	Winston-Salem	Virginia Tech		Virginia Tech	11-0
1968	Blacksburg	Virginia Tech		Virginia Tech	7-6
1969	Winston-Salem	Wake Forest		Wake Forest	16-10
1970	Winston-Salem	Wake Forest		Wake Forest	28-9
1971	Blacksburg	Wake Forest		Wake Forest	20-9
1972	Winston-Salem	Virginia Tech		Virginia Tech	44-9
1975	Blacksburg	Virginia Tech		Virginia Tech	40-10
1976	Winston-Salem	Virginia Tech		Virginia Tech	23-6
1977	Blacksburg	Virginia Tech		Virginia Tech	28-10
1978	Winston-Salem	Virginia Tech		Virginia Tech	28-6
1979	Blacksburg	Wake Forest		Wake Forest	19-14
1980	Winston-Salem	Virginia Tech		Virginia Tech	16-7
1981	Blacksburg	Virginia Tech		Virginia Tech	30-14
1982	Blacksburg	Wake Forest		Wake Forest	13-10
1983	Blacksburg	Wake Forest		Wake Forest	13-6
1984	Winston-Salem	Virginia Tech		Virginia Tech	21-20
2004	Winston-Salem	Virginia Tech		Virginia Tech	17-10
2006	Winston-Salem	19 14 Virginia Tech		Virginia Tech	27-6
2010	Blacksburg	Virginia Tech		Virginia Tech	52-21
2011	Winston-Salem	16 Virginia Tech		Virginia Tech	38-17
2014	Winston-Salem	Wake Forest		Wake Forest (2ot)	6-3
2019	Blacksburg	Virginia Tech		Virginia Tech	36-17
2020	Winston-Salem	19 Wake Forest		Wake Forest	23-16



2005: FSU UPSETS VIRGINIA TECH 27-22 IN INAUGURAL ACC CHAMPIONSHIP GAME

Florida State's Willie Reid returned a punt 83 yards for a touchdown and Drew Weatherford threw for 225 yards and one touchdown as the Seminoles upset No. 5 Virginia Tech 27-22 in the inaugural ACC title game ... the victory marked the Seminoles' 12th ACC title in 14 years ... Reid, who finished with 210 all-purpose yards, was named the game's Most Valuable Player ... sparked by Reid's return to open the second half, FSU scored 24 unanswered third-quarter points, snapping a 3-3 halftime tie ... Marcus Vick led the Hokies to three touchdowns in the fourth quarter that cut the Seminole lead to 27-22.

FIRST ANNUAL DR PEPPER ACC FOOTBALL CHAMPIONSHIP GAME

Gator Bowl, Jacksonville, Florida, December 3, 2005

Teams	1	2	3	4	Score
Virginia Tech	3	0	0	19	= 22
Florida State	3	0	24	0	= 27

Scoring Summary

	VT	FS
FS Cismesia 31 yd field goal	0	3
VT Pace 45 yd field goal	3	3
FS Reid 83 yd punt return (Cismesia kick)	3	10
FS Washington 14 yd run (Cismesia kick)	3	17
FS Cismesia 41 yd field goal	3	20
FS Davis 6 yd pass from Weatherford (Cismesia kick)	3	27
VT Morgan 28 yd pass from Vick (pass failed)	9	27
VT Vick 4 yd run (pass failed)	15	27
VT Vick 1 yd run (Pace kick)	22	27
Attendance: 72,749		

Team Statistics

	FS	VT
First Downs	15	24
Rushes-Yards	24-47	31-41
Passing Yards	225	335
Passes Att-Comp-Int	35-21-0	52-26-1
Total Offense (plays-yards)	59-272	83-376
Punt Returns-Yards	3-98	4-23
Kickoff Returns-Yards	4-73	4-85
Punts (Number-Avg)	8-42.5	7-41.7
Fumbles-Lost	0-0	4-1
Penalties-Yards	12-114	17-143

Individual Statistics

Rushing: VT-Marcus Vick 17-11; Eddie Royal 1-9; Branden Ore 5-7; Cedric Humes 5-7; Mike Imoh 3-4; Duane Brown 0-3. FSU-Lorenzo Booker; 7-31; Leon Washington 11-30; Drew Weatherford 2-(3); Team 4-(11).

Passing: VT-Marcus Vick 26-52-1-335. FSU-Drew Weatherford 21-35-0-225.

Receiving: VT-Josh Morgan 7-128; Eddie Royal 4-43; David Clowney 4-35; Jeff King 3-35; Cedric Humes 3-34; John Kinzer 2-16; Justin Harper 1-35; Jesse Allen 1-5; Mike Imoh 1-4. FSU-Willie Reid 5-79; Greg Carr 4-78; Chris Davis 4-21; De' Cody Fagg 3-37; Donnie Carter 2-minus 2; Fred Rouse 1-6; Matt Henshaw 1-4; Leon Washington 1-2

MVP: Willie Reid, PR/WR, Florida State



2006: WAKE FOREST EDGES GEORGIA TECH 9-6 FOR FIRST ACC GRIDIRON TITLE SINCE 1970

Wake Forest's Sam Swank kicked three field goals, including the game-winner with 2:55 left to play as the 16th-ranked Demon Deacons claimed their first ACC title since 1970 with a 9-6 victory over No. 23 Georgia Tech ... Swank, who made good on three of four field goal attempts and punted seven times for a 42.6 yards per kick average, was named the game MVP ... QB Riley Skinner completed 14-of-25 passes for 201 yards ... Deacon LB Jon Abbate had a game-high 15 tackles and keyed a defense that limited the Yellow Jackets to a pair of field goals and 272 yards in total offense ... Tech WR Calvin Johnson finished with eight catches for 117 yards.

SECOND ANNUAL DR PEPPER ACC FOOTBALL CHAMPIONSHIP GAME

Gator Bowl, Jacksonville, Florida, December 2, 2006

Teams	1	2	3	4	Score
Wake Forest	0	3	0	6	= 9
Georgia Tech	3	0	0	3	= 6

Scoring Summary

	WF	GT
GT Bell 21 yd field goal	0	3
WF Swank 19 yd field goal	3	3
GT Bell 34 yd field goal	3	6
WF Swank 33 yd field goal	6	6
WF Swank 22 yd field goal	9	6
Attendance: 62,850		

Team Statistics

	WF	GT
First Downs	16	18
Rushes-Yards	43-91	38-143
Passing Yards	201	129
Passes Att-Comp-Int	25-14-0	29-9-2
Total Offense (plays-yards)	68-292	67-272
Punt Returns-Yards	2-18	3-15
Kickoff Returns-Yards	3-78	2-38
Punts (Number-Avg)	7-42.6	5-50.0
Fumbles-Lost	0-0	0-0
Penalties-Yards	7-85	6-45

Individual Statistics

Rushing: WF-Kenneth Moore 16-38; Willie Idlette 6-35; Kevin Marion 4-20; De'Angelo Bryant 9-19; Nate Morton 1-4; Rich Belton 1-2; Riley Skinner 5-(27); Team 1-0. GT-Tashard Choice 21-100; Reggie Ball 15-46; Calvin Johnson 3-(3).

Passing: WF-Riley Skinner 14-25-0-201. GT-Reggie Ball 9-29-2-129.

Receiving: WF-Nate Morton 4-40; Willie Idlette 3-73; Rich Belton 2-5; John Tereshinski 1-39; Kevin Marion 1-18; Mike Rinfrette 1-18; Zac Selmon 1-5; Kenneth Moore 1-3. GT-Calvin Johnson 8-117; James Johnson 1-12.

MVP: Sam Swank, PK, Wake Forest



2007: VIRGINIA TECH TOPS BOSTON COLLEGE 30-16 FOR SECOND ACC TITLE IN FOUR YEARS

Virginia Tech held Boston College scoreless over the final 35 minutes of play, overcoming a nine-point first-half deficit to claim its second ACC title since joining the league in 2004 ... led by junior quarterback Sean Glennon, who was named the championship game MVP, the Hokies scored two touchdowns in the fourth quarter to pull out the 30-16 win ... for the game, Glennon completed 18 of 27 pass attempts for 174 yards and three touchdowns ... the Hokie defense forced two turnovers, scoring one TD on an interception return, and the special teams unit blocked two kicks, including a PAT that was returned for two points.

THIRD ANNUAL DR PEPPER ACC FOOTBALL CHAMPIONSHIP GAME

Gator Bowl, Jacksonville, Florida, December 1, 2007

Teams	1	2	3	4	Score
Virginia Tech	0	16	0	14	= 30
Boston College	7	9	0	0	= 16

Scoring Summary

	BC	VT
BC Silva 51 fumble return (Aponovicius kick)	0	7
BC Aponovicius 37 FG	0	10
VT Morgan 5 pass from Glennon (Dunlevy kick)	7	10
BC Ryan 14 run (Aponovicius kick)	7	16
VT Flowers PAT return	9	16
VT Hyman 13 pass from Glennon (Dunlevy kick)	16	16
VT Royal 24 pass from Glennon (Dunlevy kick)	23	16
VT Adibi 40 interception return (Dunlevy kick)	30	16
Attendance: 53,212		

Team Statistics

	VT	BC
First Downs	22	24
Rushes-Yards	36-98	25-84
Passing Yards	202	305
Passes Comp-Att-Int	21-33-1	33-52-2
Total Offense (plays-yards)	69-300	77-389
Punt Returns-Yards	0-0	2-22
Kickoff Returns-Yards	2-41	4-66
Punts (Number-Avg)	7-46.3	4-39.8
Fumbles-Lost	1-1	0-0
Penalties-Yards	7-46	5-49

Individual Statistics

Rushing: VT-Branden Ore 19-55; Tyrod Taylor 9-36; Kenny Lewis 1-7; Sean Glennon 7-0. BC-Andre Callender 15-51; Matt Ryan 6-35; L.V. Whitworth 1-1.

Passing: VT-Sean Glennon 18-27-1-174; Tyrod Taylor 3-6-0-28. BC-Matt Ryan 33-52-2-305.

Receiving: VT-Josh Morgan 8-55; Eddie Royal 4-63; Josh Hyman 4-30; Branden Ore 3-15; Justin Harper 2-22; Greg Boone 1-17. BC-Andre Callender 13-92; Kevin Challenger 4-45; Rich Gunnell 4-44; Brandon Robinson 3-54; Clarence Megwa 3-27; L.V. Whitworth 3-16; Ryan Purvis 2-14; Justin Jarvis 1-13.

MVP: Sean Glennon, QB, Virginia Tech



2008: VIRGINIA TECH DOWNS BOSTON COLLEGE 30-12 FOR THIRD ACC TITLE IN FIVE YEARS

Game MVP Tyrod Taylor rushed for two TDs and Virginia Tech came up with a solid defensive effort to defeat Boston College 30-12 in the 2008 Atlantic Coast Conference Championship Game ... the win marked the second straight ACC title and the third in five years for the Hokies, who defeated the Eagles 30-16 in the 2007 championship game ... freshman Darren Evans added 114 yards rushing on 31 carries, including a 10-yard touchdown run, and Dustin Keys set an ACC title game record with a 50-yard field goal ... Orion Martin capped the win for the Hokies (9-4) when he recovered a fumble and returned it 17 yards for a TD.

FOURTH ANNUAL DR PEPPER ACC FOOTBALL CHAMPIONSHIP GAME

Raymond James Stadium, Tampa, Florida, December 6, 2008

Teams	1	2	3	4	Score
Boston College	0	7	0	5	= 12
Virginia Tech	7	7	10	6	= 30

Scoring Summary		VT	BC
VT Taylor 5 run (Keys kick)		7	0
VT Taylor 4 run (Keys kick)		14	0
BC Gunnell 16 pass from Davis (Aponovicus kick)		14	7
VT Keys 50 yd field goal		17	7
VT Evans 10 run (Keys kick)		24	7
BC Aponovicus 24 yd field goal		24	10
VT Martin 17 fumble recovery (kick failed)		30	10
BC Team safety		30	12
Attendance: 53,927			

Team Statistics		VT	BC
First Downs		13	15
Rushes-Yards		24-45	53-150
Passing Yards		263	84
Passes Comp-Att-Int		17-43-2	11-19-1
Total Offense (plays-yards)		67-308	72-234
Punt Returns-Yards		1-1	4-27
Kickoff Returns-Yards		6-122	3-79
Punts (Number-Avg)		8-35.5	7-42.0
Fumbles-Lost		3-2	2-2
Penalties-Yards		4-38	3-26

Individual Statistics

Rushing: BC-Montel Harris 9-34; Dominique Davis 14-12; Team 1-(1-1). VT-Darren Evans 31-114; Tyrod Taylor 11-30; Josh Oglesby 6-18; Danny Coale 2-5.

Passing: BC-Dominique Davis 17-43-2-263. VT-Tyrod Taylor 11-19-1-84.

Receiving: BC-Rich Gunnell 7-114; Colin Larmond 3-25; Montel Harris 2-62; Justin Jarvis 2-28; Brandon Robinson 2-25; Lars Anderson 1-9. VT-Dyrell Roberts 4-44; Darren Evans 3-22; Jarrett Boykin 1-6; Dustin Pickle 1-5; Danny Coale 1-4; Greg Boone 1-3.

MVP: Tyrod Taylor, QB, Virginia Tech



2009: GEORGIA TECH NIPS CLEMSON 39-34 DESPITE BIG NIGHT BY TIGERS' SPILLER

On a night of big plays and shifting momentum, Georgia Tech landed the final offensive punch to outlast Clemson, 39-34, in the 2009 ACC title game ... Georgia Tech, though, was forced to vacate its ACC title due to NCAA sanctions ... the Yellow Jackets' Jonathan Dwyer scored what proved to be the winning touchdown on a 15-yard run with 1:20 to play ... though the Tigers came up short in their bid to claim their first ACC title since 1991, C.J. Spiller took home game MVP honors rushing for a career career-high 233 yards and four touchdowns on 20 carries.

FIFTH ANNUAL DR PEPPER ACC FOOTBALL CHAMPIONSHIP GAME

Raymond James Stadium, Tampa, Florida, December 5, 2009

Teams	1	2	3	4	Score
Georgia Tech	3	13	17	6	= 39
Clemson	7	6	7	14	= 34

Scoring Summary		GT	CU
CU Spiller 3 Run (Jackson kick)		0	7
GT Blair 48 yd field goal		3	7
GT Dwyer 4 Run (Blair kick)		10	7
GT Blair 49 yd field goal		13	7
CU Spiller 41 run (run failed)		13	13
GT Blair 28 yd field goal		16	13
GT Nesbitt 13 run (Blair kick)		23	13
CU Spiller 36 run (Jackson kick)		23	20
GT Thomas 70 pass from Nesbitt (Blair kick)		30	20
GT Blair 40 yd field goal		33	20
CU Spiller 9 run (Jackson kick)		33	27
CU Ellington 1 run (Jackson kick)		33	34
GT Dwyer 15 run (run failed)		39	34
Attendance: 57,227			

Team Statistics		GT	CU
First Downs		28	15
Rushes-Yds		65-333	34-323
Passing Yds		136	91
Total Offense		83-469	51-414
Passes-Comp-Att-Int		9-18-0	10-17-2
Punt Returns-Yds		0-0	0-0
Kickoff Returns-Yds		6-117	5-106
Punts-Avg.		0-0	0-0
Fumbles-Lost		1-0	0-0
Penalties-Yards		5-31	4-30

Individual Statistics

Rushing: GT-Jonathan Dwyer, 24-110; Joshua Nesbitt, 22-103; Roddy Jones, 4-67; Anthony Allen, 5-18; Marcus Wright, 3-13; Embry Peebles, 2-10; Preston Lyons, 3-10; CU-C.J.Spiller, 20-233; Andre Ellington, 5-63; Kyle Parker, 4-13; Jamie Harper, 3-12; Jacoby Ford, 1-4.

Passing: GT-Joshua Nesbitt, 9-16-0, 136; CU-Kyle Parker, 10-17-02, 91.

Receiving: GT-Demaryius Thomas, 3-77; Embry Peebles, 2-21; Tyler Melton, 2-16; Jonathan Dwyer, 2-14; Stephen Hill, 1-8. CU-Jacoby Ford, 3-32; Michael Palmer, 3-29; Jamie Harper, 2-7; Xavier Dye, 1-18; C.J. Spiller, 1-8.

MVP: C.J. Spiller, RB, Clemson



2010: TAYLOR-LED HOKIES CAPTURE FOURTH TITLE IN SEVEN SEASONS

QB Tyrod Taylor threw three TD passes and rushed for another score in leading No. 15 Virginia Tech to a 44-33 victory over No. 21 Florida State in the 2010 ACC Championship Game ... the win made Virginia Tech the only team in the NCAA FBS history to win 11 straight games in the same season after opening with back-to-back losses. The title marked Virginia Tech's fourth ACC championship overall and its third in the title game ... Taylor completed 18-of-28 passes for 263 yards ... the Hokies led 21-17 at halftime, and then eased away from the 21st-ranked Seminoles (9-4) by scoring on their first four second-half possessions.

SIXTH ANNUAL DR PEPPER ACC FOOTBALL CHAMPIONSHIP GAME

Bank of America Stadium, Charlotte, N.C., December 4, 2010

Teams	1	2	3	4	Score
Florida State	10	7	7	9	= 33
Virginia Tech	14	7	14	9	= 44

Scoring Summary		VT	FS
FS Hopkins 32-yard field goal		0	3
VT Gouveia-Winslow 24 int. return (Hazley kick)		7	3
VT Darren Evans 9 run (Hazley kick)		14	3
FS Ty Jones 2 run (Hopkins kick)		14	10
VT Boykin 19 pass from Taylor (Hazley kick)		21	10
FS Ty Jones 6 run (Hopkins kick)		21	17
VT Coale 45 pass from Taylor (Hazley kick)		28	17
VT Wilson 21 pass from Taylor (Hazley kick)		35	17
FS Ty Jones 1 run (Hopkins kick)		35	24
VT Taylor 5 run (Hazley kick blocked)		41	24
FS Bradham 94 return defensive conversion		41	26
VT Chris Hazley 43 yd field goal		44	26
FS Thompson 20 pass from Manuel (Hopkins kick)		44	33
Attendance: 72,379			

Team Statistics		VT	FS
First Downs		19	21
Rushes-Yards		28-53	43-179
Passing Yards		288	263
Passes Att-Comp-Int		32-23-2	28-18-0
Total Offense (plays-yards)		60-341	71-442
Punt Returns-Yards		0-0	2-10
Kickoff Returns-Yards		7-183	4-90
Punts (Number-Avg)		2-42.0	2-36.5
Fumbles-Lost		2-0	0-0
Penalties-Yards		0-0	4-36

Individual Statistics

Rushing: FSU-Ty Jones, 6-24; Chris Thompson, 8-12; Bert Reed, 2-10; EJ Manuel, 11-9; VT-Darren Evans, 6-69; Ryan Williams, 11-45; David Wilson, 14-43; Tyrod Taylor, 11-24.

Passing: FSU-EJ Manuel, 23-31-2, 288; VT-Tyrod Taylor, 18-28-0, 263.

Receiving: FSU-Taiwan Easterling, 6-79; Chris Thompson, 5-25; Willie Haulstead, 3-73; Bert Reed, 3-42; Rodney Smith, 3-28; Beau Reliford, 2-27; Lonnie Pryor, 1-14; VT-Danny Coale, 6-143; David Wilson, 4-42; Jarrett Boykin, 3-35; Andre Smith, 2-23; Marcus Davis, 2-15; Ryan Williams, 1-5.

MVP: Tyrod Taylor, QB, Virginia Tech



2011: BOYD, ELLINGTON, WATKINS LEAD TIGERS TO FIRST ACC TITLE SINCE 1991

Before an ACC Football Championship Game record crowd of 73,675, QB Tajh Boyd threw three touchdown passes and ran for another score as No. 21 Clemson defeated No. 5 Virginia Tech, 38-10, to win its first ACC title in 20 years ... the Tigers (10-3) clinched their first Orange Bowl berth since 1981 ... Clemson became the first team to beat Virginia Tech (11-2) twice in the same season ... Clemson scored three touchdowns on five plays in a span of 4:24 in the third quarter to break open a game that had been tied 10-10 at halftime ... RB Andre Ellington, who ran for 125 yards, raced 29 yards for a touchdown to give the Tigers a 31-10 lead.

SEVENTH ANNUAL DR PEPPER ACC FOOTBALL CHAMPIONSHIP GAME

Bank of America Stadium, Charlotte, N.C., December 2, 2011

Teams	1	2	3	4	Score
Virginia Tech	7	3	0	0	= 10
Clemson	7	3	21	7	= 38

Scoring Summary	CU	VT
CU Allen 24 pass from Boyd (Catanzaro kick)	7	0
VT Coles 45 pass from Thomas (Journell kick)	7	7
CU Catanzaro 20 yd field goal	10	7
VT Journell 42 yd field goal	10	10
CU Allen 8 pass from Boyd (Catanzaro kick)	17	10
CU Watkins 53 pass from Boyd (Catanzaro kick)	24	10
CU Ellington 29 run (Catanzaro kick)	31	10
CU Boyd 1 run (Catanzaro kick)	38	10
Attendance: 73,675		

Team Statistics	VT	CU
First Downs	19	25
Rushes-Yards	29-56	45-217
Passing Yards	274	240
Passes Att-Comp-Int	44-22-2	30-30-0
Total Offense (plays-yards)	73-330	75-457
Punt Returns-Yards	0-0	1-3
Kickoff Returns-Yards	6-135	2-39
Punts (Number-Avg)	6-46.2	5-41.6
Fumbles-Lost	2-1	1-0
Penalties-Yards	9-91	5-35

Individual Statistics

Rushing: VT-David Wilson, 11-32; Josh Oglesby, 6-22; Logan Thomas, 12-2; CU-Andre Ellington, 20-125; Sammy Watkins, 5-55; Tajh Boyd, 11-28; D.J. Howard, 3-11; Cole Stoudt, 1-1; Roderick McDowell, 3-0.

Passing: VT-Logan Thomas, 22-44-2, 274; CU-Tajh Boyd, 20-29-0, 240; DeAndre Hopkins, 0-1-0, 0.

Receiving: VT-D.J. Coles, 7-116; Marcus Davis, 4-50; Jarrett Boykin, 3-58; David Wilson, 3-14; Danny Coale, 2-11; Josh Oglesby, 1-2. CU-DeAndre Hopkins, 7-92; Sammy Watkins, 5-80; Dwayne Allen, 2-32; Andre Ellington, 2-(-5); Charone Peake, 1-17; Jaron Brown, 1-17; Brandon Ford, 1-5; Martavis Bryant, 1-2.

MVP: Tajh Boyd, QB, Clemson



2012: WILDER, FLORIDA STATE DEFENSE LEAD SEMINOLES TO 13TH ACC TITLE

James Wilder Jr. ran for two touchdowns as No. 13 Florida State held off Georgia Tech, 21-15, and captured its first ACC championship since 2005 ... Georgia Tech, a two-touchdown underdog, used several big defensive plays in the second half to get back into the game ... the outcome wasn't decided until FSU safety Karlos Williams intercepted Tech QB Tevin Washington with less than a minute remaining ... trailing 21-15, the Yellow Jackets one last chance with 2:17 left in the game ... Williams then intercepted Washington at the Yellow Jackets' 44 and returned it to the 4-yard line to seal the victory.

EIGHTH ANNUAL DR PEPPER ACC FOOTBALL CHAMPIONSHIP GAME

Bank of America Stadium, Charlotte, N.C., December 1, 2012

Teams	1	2	3	4	Score
Florida State	7	14	0	0	= 21
Georgia Tech	0	6	3	6	= 15

Scoring Summary	FS	GT
FS Freeman 3 run (Hopkins kick)	7	0
FS Wilder 16 run (Hopkins kick)	14	0
GT Tanner 27 yd field goal	14	3
FS Wilder 1 run (Hopkins kick)	21	3
GT Scully 47 yd field goal	21	6
GT Tanner 36 yd field goal	21	9
GT Washington 1 run (rush failed)	21	15
Attendance: 64,778		

Team Statistics	FS	GT
First Downs	22	19
Rushes-Yards	37-194	52-183
Passing Yards	134	118
Passes: Att-Comp-Int.	21-16-1	16-5-2
Total Offense (plays-yards)	58-328	68-301
Punt Returns-Yards	2-23	0-0
Kickoff Returns	3-48	2-57
Punts (Number-Avg)	3-45.7	4-40.5
Fumbles-Lost	2-2	2-0
Penalties-Yards	6-39	3-25

Individual Statistics

Rushing: FSU-James Wilder, Jr., 10-69; Devonta Freeman, 13-59; EJ Manuel, 10-49; Rashad Greene, 1-18; Lonnie Pryor, 1-4. GT-Sims 19-91; Robert Godhigh, 5-35; B.J. Bostic, 5-25; Tevin Washington, 10-20; Zach Laskey, 3-4; Vad Lee, 4-5; Synjyn Days, 1-2; Deon Hill, 1-(-2); Tony Zenon (4- minus 5).

Passing: FSU-Manuel, 16-21-1, 134; GT-Lee 4-14-1, 76; Lee, 1-1-0, 42; Synjyn Days, 0-1-1-0.

Receiving: FSU-Rashad Greene, 9-82; Lonnie Pryor, 2-25; 3. Nick O'Leary, 2-11; Rodney Smith, 1-12; Kelvin Benjamin, 1-3; Jared Haggins, 1-1; GT-Darren Waller, 2-59; B.J. Bostic, 2-41; Jeremy Moore, 1-18.

MVP: James Wilder Jr., RB, Florida State



2013: WINSTON, BENJAMIN KEY FLORIDA STATE TO 45-7 WIN OVER DUKE BLUE DEVILS

Redshirt freshman QB Jameis Winston threw three touchdown passes and ran for a score as Florida State stormed into the BCS title game with a 45-7 victory over No. 20 Duke in the ACC Championship Game ... Winston was 19-of-32 for 330 yards and set season FBS freshman records for TD passes (38) and yards passing (3,820) ... Winston threw two touchdown passes to 6-foot-5, 234-pound receiver Kelvin Benjamin and ran for a 17-yard score to overcome two interceptions ... Florida State's defense was dominant, holding Duke to 239 yards and forcing three turnovers to help the Seminoles win their second straight ACC title.

NINTH ANNUAL DR PEPPER ACC FOOTBALL CHAMPIONSHIP GAME

Bank of America Stadium, Charlotte, N.C., December 7, 2013

Teams	1	2	3	4	Score
Duke	0	0	0	7	= 7
Florida State	0	17	21	7	= 45

Scoring Summary	FS	DU
FS Benjamin, 14 pass from Winston (Aguayo kick)	7	0
FS Williams 12 run (Aguayo kick)	14	0
FS Aguayo 45 yd field goal	17	0
FS Shaw, 11 pass from Winston (Aguayo kick)	24	0
FS Benjamin, 54 pass from Winston (Aguayo kick)	31	0
FS Winston 17 run (Aguayo kick)	38	0
FS Freeman 7 run (Aguayo kick)	45	0
DU Snead 5 run (Martin kick)	45	7
Attendance: 67,694		

Team Statistics	FS	DU
First Downs	31	15
Rushes-Yards	43-239	31-99
Passing Yards	330	140
Passes: Att-Comp-Int.	19-32-2	21-42-2
Total Offense (plays-yards)	75-569	73-239
Punt Returns-Yards	3-9	1-40
Kickoff Returns	2-60	3-36
Punts (Number-Avg)	4-41.8	9-41.7
Fumbles-Lost	1-1	1-1
Penalties-Yards	6-65	3-32

Individual Statistics

Rushing: FSU-Devonta Freeman, 18-91; Jameis Winston, 10-59; Karlos Williams, 7-55; James Wilder, Jr., 5-25; Joe Hernandez, 1-6; Chad Abram, 1-2; Ryan Green, 1-1. Duke-Shaq Powell, 8-44; Juwan Thompson, 6-19; Josh Snead, 7-17; Jela Duncan, 5-16; Brandon Connette, 1-4; Jamison Crowder, 1-4; Anthony Boone, 3-(-5).

Passing: FSU-Jameis Winston, 19-32-2, 330; Duke-Boone, 20-40-2, 138; Jamison Crowder, 0-1-0, 0; Brandon Connette, 1-1-0, 2.

Receiving: FSU-Rashad Greene, 6-67; 2. Kelvin Benjamin, 5-119; 3. Kenny Shaw, 5-74; Nick O'Leary, 3-48; Devonta Freeman, 1-22. Duke-Jamison Crowder, 8-66; Braxton Deaver, 4-17; Isaac Blakeney, 2-22; Max McCaffrey, 2-14; Johnell Barnes, 2-(-2); David Reeves, 1-10; Jelsa Duncan, 1-8; Shaq Powell, 1-5.

MVP: Jameis Winston, QB, Florida State



2014: FSU CAPTURES THIRD STRAIGHT ACC TITLE WITH 2-POINT WIN OVER GEORGIA TECH

Florida State made its case to play for a second straight national championship as the second-ranked Seminoles held off No. 12 Georgia Tech, 37-35, to win their third consecutive ACC title ... FSU QB Jameis Winston threw for 309 yards and three touchdowns ... The Seminoles (13-0, 9-0 ACC, No. 4 CFP) saw senior WR Rashad Greene make seven catches for 123 yards and two touchdowns ... RB Dalvin Cook had 220 yards from scrimmage and a touchdown in his first college start ... QB Justin Thomas ran for 104 yards and threw for a score for the Yellow Jackets (10-3, 6-3, No. 11 CFP), who rushed for 331 yards.

10TH ANNUAL DR PEPPER ACC FOOTBALL CHAMPIONSHIP GAME

Bank of America Stadium, Charlotte, N.C., December 6, 2014

Teams	1	2	3	4	Score
Florida State	7	21	3	6	= 37
Georgia Tech	14	7	7	7	= 35

Scoring Summary		FS	GT
GT	Days 1 run (Butker kick)	0	7
FS	O'Leary 46 pass from Winston (Aguayo kick)	7	7
GT	Days 1 run (Butker kick)	7	14
FS	Cook 1 run (Aguayo kick)	14	14
GT	Laskey 4 run (Butker kick)	14	21
FS	Greene 44 pass from Winston (Aguayo kick)	21	21
FS	Greene 9 pass from Winston (Aguayo kick)	28	21
GT	Days 1 run (Butker kick)	28	28
FS	Aguayo 33 yd field goal	31	28
FS	Aguayo 32 yd field goal	34	28
FS	Aguayo 28 yd field goal	37	28
GT	Waller 25 Pass from Thomas (Butker kick)	37	35

Attendance: 64,808

Team Statistics	FSU	GT
First Downs	24	28
Rushes-Yards	33-179	59-331
Passing Yards	309	134
Passes: Att-Comp-Int.	21-30-0	8-14-2
Total Offense (plays-yards)	63-488	73-465
Punt Returns-Yards	0-0	1-1
Kickoff Returns	3-79	3-45
Punts (Number-Avg.)	2-42.0	2-34.5
Fumbles-Lost	0-0	0-0
Penalties-Yards	5-45	3-20

Individual Statistics

Rushing: FSU-Cook, 31-177-1; Winston, 1-5-0. GT-Thomas, 11-104; Days, 19-67; Perkins, 9-64; Laskey, 11-40; Andrews, 3-24; Hill, 3-19; Bostic, 2-7; Zenon, 1-6.

Passing: FSU-Jameis Winston, 21-30-0, 309; GT-Thomas, 8-14-1, 134.

Receiving: FSU-Greene, 7-123; Cook, 5-43; Rudolph, 5-40; O'Leary, 3-97; Stevenson, 1-6. GT-Waller, 5-73; Hill, 1-27; Bostic, 1-24; Days, 1-10.

MVP: Dalvin Cook, RB, Florida State



2015: TOP-RANKED CLEMSON REMAINS UNBEATEN WITH 45-37 WIN OVER NORTH CAROLINA

No. 1-ranked Clemson defeated No. 10-ranked North Carolina, 45-37, in front of a record crowd of 74,514 fans ... sophomore QB Deshaun Watson, the MVP of the Championship game, totaled 420 yards of offense and accounted for five touchdowns as the Tigers held off the persistent Tar Heels to claim their 15th ACC football title ... Clemson also had big a performance from RB Wayne Gallman, who rushed for a game-high 187 yards ... North Carolina stayed within striking distance of the Tigers throughout the evening behind the play of QB Marquise Williams, who had 305 yards of total offense and was responsible for four touchdowns.

11TH ANNUAL DR PEPPER ACC FOOTBALL CHAMPIONSHIP GAME

Bank of America Stadium, Charlotte, N.C., December 5, 2015

Teams	1	2	3	4	Score
North Carolina	9	7	7	14	= 37
Clemson	7	14	14	10	= 45

Scoring Summary		CU	NC
NC	Weiler 30 yd field goal	0	3
CU	Gallman, 16 pass from Watson (Lakip kick)	7	3
NC	Logan 46 pass from Williams (Magili pass failed)	7	9
CU	Watson 9 run (Lakip kick)	14	9
NC	Switzer, 3 pass from Williams (Weiler kick)	14	16
CU	Leggett, 1 pass from Watson (Lakip kick)	21	16
CU	Gallman 3 run (Lakip kick)	28	16
CU	Scott 35 pass from Watson (Lakip kick)	35	16
NC	Williams 1 run (Weiler kick)	35	23
CU	Watson 2 run (Lakip kick)	42	23
NC	Hood 2 run (Weiler kick)	42	30
CU	Huegel 27 yd field goal	45	30
NC	Switzer 17 pass from Williams (Weiler kick)	45	37

Attendance: 74,514

Team Statistics	UNC	CU
First Downs	21	33
Rushes-Yards	32-142	56-319
Passing Yards	240	289
Passes: Att-Comp-Int.	12-35-1	26-42-1
Total Offense (plays-yards)	67-382	98-608
Punt Returns-Yards	2-29	1-(-1)
Kickoff Returns	6-110	4-66
Punts (Number-Avg.)	6-41.5	5-39.8
Fumbles-Lost	2-1	2-0
Penalties-Yards	6-44	11-80


Individual Statistics

Rushing: CU-Gallman, 28-187; Watson, 24-131; Teasdall, 1-4; Brooks, 1-1. NC-Williams, 17-81; Hood, 14-65; Logan, 1 - (-4).

Passing: CU-Watson, 26-42-1, 289, 3 TD; NC-Williams, 11-33-1, 224; Trubisky, 1-1-0, 16; Mangili, 0-1-0, 0.

Receiving: CU-Scott, 7-96; Gallman, 4-68; Peake, 4-40; McCloud, 3-27; Leggett, 3-24; Renfrow, 3-22; Cain, 2-12. NC-Davis, 3-73; Switzer, 3-41; Hollins, 2-41; Logan, 1-146; Fritts, 1-27; Howard, 1-11; Hood, 1-1.

MVP: Deshaun Watson, QB, Clemson



2016: CLEMSON CLAIMS 16TH ACC TITLE WITH 42-35 WIN OVER VIRGINIA TECH

Junior quarterback Deshaun Watson accounted for five touchdowns, and Cordrea Tankersley ended a Virginia Tech threat with his second interception as the No. 3 Clemson Tigers held off the No. 19 Hokies for a 42-35 win in the Dr Pepper ACC Football Championship Game on Dec. 3 at Camping World Stadium. Clemson moved to 12-1 with the win and solidified its pending bid to the College Football Playoff ... the ACC championship was the 16th for the Tigers, their second in a row and their third under head coach Dabo Swinney ... Clemson's 16 ACC titles are the most of any program, one more than Florida State's total of 15.

12TH ANNUAL DR PEPPER ACC FOOTBALL CHAMPIONSHIP GAME

Camping World Stadium, Orlando, Florida, December 3, 2016

Teams	1	2	3	4	Score
Clemson	14	7	14	7	= 42
Virginia Tech	7	7	7	14	= 35

Scoring Summary		CU	VT
CU	Watson 3 yd run (Huegel kick)	7	0
CU	Leggett 21 yd pass from Watson (Huegel kick)	14	0
VT	McMillian 1 yd run (Joey Slye kick)	14	7
CU	Leggett 10 yd pass from Watson (Huegel kick)	21	7
VT	Evans 11 yd run (Slye kick)	21	14
CU	Gallman 8 yd run (Huegel kick)	28	14
CU	Watson 2 yd run (Huegel kick)	35	14
VT	McMillian 27 yd run (Slye kick)	35	21
VT	Evans 5 yd run (Slye kick)	35	28
CU	Renfrow 15 yd pass from Watson (Huegel kick)	42	28
VT	Phillips 26 yd pass from Evans (Slye kick)	42	35

Attendance: 50,328

Team Statistics	CU	VT
First Downs	30	19
Rushes-Yards	41-182	35-102
Passing Yards	288	284
Passes Att-Comp-Int	34-23-1	36-22-2
Total Offense (plays-yards)	75-470	71-386
Punt Returns-Yards	2-5	1-2
Kickoff Returns-Yards	0-0	5-108
Punts (Number-Avg)	5-34.6	6-44.8
Fumbles-Lost	0-0	1-0
Penalties-Yards	8-65	8-89

Individual Statistics

Rushing: CU-Deshaun Watson, 17-85; Wayne Gallman, 17-59; C.J. Fuller, 5-40. VT-Jerod Evans 21-46; Travon McMillian 7-37; Sam Rogers 4-10; Cam Phillips 3-9-0.

Passing: CU-Deshaun Watson 23-34-1-288. VT-Jerod Evans 21-35-2-264; Mitchell Ludwig 1-1-0-20.

Receiving: CU-Artavis Scott 7-48; Mike Williams 5-57; Jordan Leggett 4-49; Deon Cain 2-69; Hunter Renfrow 2-46; Ray-Ray McCloud 1-9; Wayne Gallman 1-7; Trevion Thompson 1-3. VT-Cam Phillips 12-92; Isaiah Ford 4-89; Sam Rogers 3-36; Bucky Hodges 1-42; Terrell Edmunds 1-20; C.J. Carroll 1-5.

MVP: Deshaun Watson, QB, Clemson



2017: TOP-RANKED CLEMSON KNOCKS OFF MIAMI FOR THIRD CONSECUTIVE ACC TITLE

Clemson QB Kelly Bryant set a championship game record - and surpassed his friend and former teammate Deshaun Watson's mark of 13 - by completing his first 15 passes and finished with 252 yards passing and a 27-yard TD pass to Deon Cain on the way to Clemson's third straight ACC crown ... the Tigers won the turnover battle (3 to 1) and held Miami to its fewest points and yards of the season to spoil the Hurricanes' first appearance in the contest ... the Hurricanes, who had averaged 440 yards a game this season, finished with 214 yards ... Clemson scored four rushing touchdowns, one each from Bryant, Travis Etienne, Tavien Feaster and Adam Choice.

13TH ANNUAL DR PEPPER ACC FOOTBALL CHAMPIONSHIP GAME

Bank of America Stadium, Charlotte, N.C., December 2, 2017

Teams	1	2	3	4	Score
Miami	0	0	0	3	= 3
Clemson	14	7	17	0	= 38

Scoring Summary

	UM	CU
CU Etienne 4 yd run (Spence kick)	0	7
CU Bryant 11 yd run (Spence kick)	0	14
CU Choice 1 yd run (Spence kick)	0	21
CU Spence 46 yd field goal	0	24
CU Feaster 11 yd run (Spence kick)	0	31
CU Cain 27 yd pass from Bryant (Spence kick)	0	38
UM Badgley 22 yd field goal	3	38

Attendance: 74,372

Team Statistics

	UM	CU
First Downs	10	18
Rushes-Yards	30-104	41-77
Passing Yards	110	254
Passes Att-Comp-Int	29-14-2	34-25-0
Total Offense (plays-yards)	59-214	75-331
Punt Returns-Yards	0-0	2-19
Kickoff Returns-Yards	5-110	2-45
Punts (Number-Avg)	9-38.4	6-31.3
Fumbles-Lost	2-1	3-1
Penalties-Yards	4-30	2-13

Individual Statistics

Rushing: UM-Deejay Dallas 6-44; Travis Homer 14-41; Malik Rosier 10-19. CU-Travis Etienne 6-24; Tavien Feaster 4-22; Adam Choice 7-21; Kelly Bryant 9-7; Ray-Ray McCloud 3-6; C.J. Fuller 11-5; Hunter Johnson 1-(-8).

Passing: UM-Malik Rosier 14-29-2-110. CU-Kelly Bryant 23-29-1-252; Zerrick Cooper 1-2-0-6; Hunter Johnson 1-3-0-(-4)

Receiving: UM-Braxton Berrios 7-51; Jeff Thomas 2-20; Michael Irvin III 3-18; Lawrence Cager 1-11; Mike Harley 1-10. CU-Ray-Ray McCloud 6-100; Hunter Renfrow 5-45; Deon Cain 3-39; Diondre Overton 1-15; Adam Choice 1-11; Amari Rogers 3-11; Tavien Feaster 1-8; Travis Etienne 2-8; Milan Richard 1-7; T.J. Chase 1-6; C.J. Fuller 1-4

MVP: Kelly Bryant, QB, Clemson



2018: NO. 2 CLEMSON DOWNS PITT 42-10 FOR FOURTH STRAIGHT ACC TITLE

Travis Etienne ran for 156 yards and two touchdowns, Trevor Lawrence threw two short scoring passes to Tee Higgins and No. 2 Clemson beat Pitt 42-10 on Saturday night to become the first team to win four straight Dr Pepper Atlantic Coast Conference Football Championship Games. The Tigers ran for 301 yards and four touchdowns and averaged 9 yards per carry ... Clemson forced three turnovers ... The Tigers joined the Steve Spurrier's Florida Gators (1993-96) as the only Power Five teams to win four straight conference titles. The historic win comes exactly 10 years after Dabo Swinney was hired as Clemson head coach.

14TH ANNUAL DR PEPPER ACC FOOTBALL CHAMPIONSHIP GAME

Bank of America Stadium, Charlotte, N.C., December 1, 2018

Teams	1	2	3	4	Score
Pitt	3	7	0	0	= 10
Clemson	14	14	0	14	= 42

Scoring Summary

	UP	CU
CU Etienne 75 yd run (Huegel kick)	0	7
CU Etienne 3 yd run (Huegel kick)	0	14
UP Kessman, A. 37 yd field goal	3	14
UP Ollison, Q. 1 yd run (Kessman, A. kick)	10	14
CU Higgins 5 yd pass from T. Lawrence (Huegel kick)	10	21
CU Higgins 10 yd pass from T. Lawrence (Huegel kick)	10	28
CU Choice 1 yd run (Huegel kick)	10	35
CU Dixon 4 yd run (Huegel kick)	10	42

Attendance: 67,784

Team Statistics

	UP	CU
First Downs	11	13
Rushes-Yards	48-191	35-301
Passing Yards	8	118
Passes Att-Comp-Int	16-4-1	24-12-0
Total Offense (plays-yards)	64-199	59-419
Punt Returns-Yards	1-3	5-0
Kickoff Returns-Yards	4-69	0-0
Punts (Number-Avg)	9-42.4	7-35.9
Fumbles-Lost	2-2	0-0
Penalties-Yards	8-54	6-41

Individual Statistics

Rushing: UP-Darrin Hall 14-86; Qadree Ollison 13-56; V'Lique Carter 8-22; Maurice Ffrench 1-16; Kenny Pickett 11-9; A.J. Davis 1-2. CU-Travis Etienne 12-156; Adam Choice 7-51; Tavien Feaster 5-30; Chase Brice 1-28; Trevor Lawrence 3-18; Darien Rencher 3-13; Lyn-J Dixon 4-5.

Passing: UP-Kenny Pickett 4-16-1-8. CU-Trevor Lawrence 12-24-2-118.

Receiving: UP-Rafael Araujo-Lopes 2-10; V'Lique Carter 1-2; Darrin Hall 1-4. CU-Justyn Ross 2-70; Tee Higgins 3-36; Trevion Thompson 3-15; Hunter Renfrow 2-0; Tavien Feaster 1-0; Derion Kendrick 1-(-3).

MVP: Travis Etienne, RB, Clemson



2019: CLEMSON MAKES IT FIVE STRAIGHT WITH DOMINANT WIN OVER CAVALIERS

Trevor Lawrence threw four touchdown passes, three to Tee Higgins, and No. 3 Clemson won its fifth consecutive ACC title with a 62-17 victory over No. 23 Virginia ... Lawrence set an ACC title-game record with his four touchdown throws and had 302 yards passing, his second best total this season, and completed 16 of 22 passes before coming out in the third quarter ... Higgins finished with 182 yards receiving yards and the three TDs, both bests in ACC Championship game play ... Travis Etienne had 114 yards, his eighth game over 100 yards this season ... Bryce Perkins, the ACC's leader in total offense, had 324 of the Cavaliers' 387 yards, which were a season high allowed by Clemson's defense this season.

15TH ANNUAL ACC FOOTBALL CHAMPIONSHIP GAME

Bank of America Stadium, Charlotte, N.C., December 7, 2019

Teams	1	2	3	4	Score
Virginia	7	0	7	3	= 17
Clemson	14	17	14	17	= 62

Scoring Summary

	VA	CU
CU Higgins 19 yd pass from Lawrence (Potter kick)	0	7
VA Dubois 20 yd pass from Perkins (Delaney kick)	7	7
CU Ross 59 yd pass from Lawrence (Potter kick)	7	14
CU Potter 47 yd field goal	7	17
CU Etienne 26 yd run (Potter kick)	7	24
CU Higgins 7 yd pass from Lawrence (Potter kick)	7	31
VA Jana 8 yd pass from Perkins (Delaney kick)	14	31
CU Higgins 11 yd pass from Lawrence (Potter kick)	14	38
CU Dixon 23 yd run (Potter kick)	14	45
VA Delaney 35 yd field goal	17	45
CU Potter 24 yd field goal	17	48
CU Brice 4 yd run (Potter kick)	17	55
CU Mellusi 4 yd run (Potter kick)	17	62

Attendance: 66,810

Team Statistics

	VA	CU
First Downs	23	28
Rushes-Yards	27-104	38-211
Passing Yards	283	408
Passes Att-Comp-Int	48-30-3	29-21-0
Total Offense (plays-yards)	75-387	67-619
Punt Returns-Yards	0-0	1-4
Kickoff Returns-Yards	4-76	1-32
Punts (Number-Avg)	5-39.8	1-30.0
Fumbles-Lost	2-0	1-0
Penalties-Yards	3-27	4-25


Individual Statistics

Rushing: VA-Perkins 17-58; Taulapapa 8-43; Armstrong 2-3; CU-Etienne 14-114; Dixon 8-47; Lawrence 6-24; Dukes 3-10; Brice 2-8; Mellusi 3-7; Rencher 1-3

Passing: VA-Perkins 27-43-2-266; CU-Lawrence 16-22-0-302

Receiving: VA-Dubois 10-130; Kemp 9-66; Jana 6-62; Cowley 2-10; Taulapapa 1-10; Brissett 1-3; Mitchell 1-2; CU-Higgins 9-182; Ross 3-94; Swinney 3-38; Ladson 1-57; Overton 1-19; Etienne 1-9; Price 1-5; Dixon 1-(-7)

MVP: Tee Higgins, WR, Clemson



2020: CLEMSON ROLLS NOTRE DAME 34-10 FOR SIXTH STRAIGHT ACC CHAMPIONSHIP

Trevor Lawrence had 412 yards of offense and three touchdowns, Travis Etienne ran for 124 yards and a score and No. 3 Clemson dominated No. 2 Notre Dame 34-10 to win its sixth straight ACC Championship. Lawrence threw long scoring passes to Amari Rodgers and E.J. Williams in the first half to help the Tigers avenge a 47-40 double-overtime loss at Notre Dame - with Lawrence sidelined because of the coronavirus - to lock up a spot in the CFP for the sixth straight season. Lawrence, the game MVP, overcame an early interception on a tipped ball to complete 25 of 36 passes for 322 yards. He ran 14 times for 90 yards, with a 34-yard touchdown scamper. Clemson limited the Fighting Irish to 263 yards and sacked quarterback Ian Book six times.

16TH ANNUAL ACC FOOTBALL CHAMPIONSHIP GAME

Bank of America Stadium, Charlotte, N.C., December 19, 2020

Teams	1	2	3	4	Score
Clemson	7	17	7	3	= 34
Notre Dame	3	0	0	7	= 10

Scoring Summary

	CU	ND
ND Doerer 51 yd field goal	0	3
CU Rodgers 67 yd pass from Lawrence (Potter kick)	7	3
CU Williams 33 yd pass from Lawrence (Potter kick)	14	3
CU Potter 27 yd field goal	17	3
CU Etienne 44 yd run (Potter kick)	24	3
CU Lawrence 34 yd run (Potter kick)	31	3
CU Potter 37 yd field goal	34	3
ND Tyree 21 yd run (Doerer kick)	34	10
Attendance: 5,240		

Team Statistics

	CU	ND
First Downs	23	18
Rushes-Yards	27-219	30-44
Passing Yards	322	219
Passes Att-Comp-Int	39-25-1	28-20-0
Total Offense (plays-yards)	66-541	58-263
Punt Returns-Yards	1-2	1-0
Kickoff Returns-Yards	2-53	2-37
Punts (Number-Avg)	3-37.3	6-48.2
Fumbles-Lost	0-0	3-0
Penalties-Yards	5-60	2-25

Individual Statistics

Rushing: CU-Etienne 10-124; Lawrence 14-90; Mellusi 1-2; Mayers 1-2; Rencher 1-1; ND-Williams 15-50; Tyree 1-21; Davis 1-18; Flemister 1-(-4); Book 10-(-35)

Passing: CU-Lawrence 25-36-2-1-322; ND-Book 20-28-0-0-219

Receiving: CU-Rodgers 8-121; Williams 4-80; Powell 4-59; Galloway 3-15; Etienne 3-12; Mellusi 2-31; Chalk 1-4; ND-Mayer 5-51; Skowronek 4-54; McKinley 3-37; Williams, K. 3-14; Temple 2-41; Davis 2-15; Tyree 1-7

MVP: Trevor Lawrence, QB, Clemson



2021: PITT CLAIMS FIRST ACC FOOTBALL CHAMPIONSHIP WITH WIN OVER WAKE FOREST

Kenny Pickett accounted for three touchdowns and Erick Hallett II returned one of Pitt's four interceptions for a touchdown to help the No. 17 Panthers beat No. 18 Wake Forest 45-21 in the Subway Atlantic Coast Conference Football Championship Game. Hallett, selected the game's MVP, had a pick-six with 11:42 left that came on the heels of A.J. Woods having a 75-yard interception return that fell only 3 yards short of taking it all the way for the score early in the fourth quarter. That was the highlight sequence in a strong defensive performance that locked up the high-scoring Demon Deacons after the opening quarter and ultimately carried the Panthers to their first ACC title since leaving the Big East in 2013.

17TH ANNUAL ACC FOOTBALL CHAMPIONSHIP GAME

Bank of America Stadium, Charlotte, N.C., December 4, 2021

Teams	1	2	3	4	Score
Pitt	14	10	7	14	= 45
Wake Forest	21	0	0	7	= 21

Scoring Summary

	UP	WF
UP Pickett 58 yd run (Scarton kick)	7	0
WF Perry 5 yd pass from Hartman (Sciba kick)	7	7
UP Hammond 22 yd pass from Pickett (Scarton kick)	14	7
WF Hartman 11 yd run (Sciba kick)	14	14
WF Morin 26 yd from Hartman (Sciba kick)	14	21
UP Wayne 4 yd pass from Pickett (Scarton kick)	21	21
UP Scarton 41 yd field goal	24	21
UP Abanikanda 12 yd run (Scarton kick)	31	21
UP Abanikanda 1 yd run (Scarton kick)	38	21
UP Hallett 19 yd INT (Scarton kick)	45	21
Attendance: 57,856		

Team Statistics

	UP	WF
First Downs	22	24
Rushes-Yards	38-112	39-82
Passing Yards	273	213
Passes Att-Comp-Int	21-34-0	21-46-4
Total Offense (plays-yards)	72-385	85-295
Punt Returns-Yards	1-39	0-0
Kickoff Returns-Yards	0-0	2-53
Punts (Number-Avg)	7-37.7	8-42.9
Fumbles-Lost	3-0	0-0
Penalties-Yards	8-70	8-70

Individual Statistics

Rushing: UP-Abanikanda 9-55; Davis, 11-39; Hammond 6-22; Pickett 6-20; Addison 1-5; WF-Turner 6-34; Beal-Smith 10-24; Cooley 4-11; Marshall 3-7; Ellison 4-5; Morin 1-1; Hartman 11-0

Passing: UP-Pickett 20-33-0-2-253; WF-21-46-4-2-213

Receiving: UP-Addison 8-126; Wayne 3-48; Hammond 3-27; Krull 2-38; Jacques-Louis 2-12; Bradley 1-15; Bartholomew 1-7; Abanikanda 1-(-3); WF-Roberson 9-54; Perry 5-54; Morin 4-83; Williams 1-11; Beal-Smith 1-6; Cooley 1-5.

MVP: Erick Hallett II, DB, Pitt



2022: KLUBNIK LEADS CLEMSON TO ACC TITLE OVER NORTH CAROLINA

Backup quarterback Cade Klubnik completed 20 of 24 passes for 279 yards and a touchdown and ran for another score and No. 10 Clemson won the 2022 Subway ACC Football Championship Game with a 39-10 victory over No. 24 North Carolina. Cornerback Nate Wiggins broke up two passes in the end zone, blocked a field goal and returned an interception 98 yards for a touchdown to help the Tigers win their seventh ACC title in eight seasons. With Clemson down 7-0, Swinney benched two-year starter D.J. Uiagalelei after the Tigers failed to pick up a first down on their first two possessions, Swinney turned to Klubnik, a 5-star recruit from Austin, Texas. He responded by leading the Tigers to four straight scores and a 24-10 lead at halftime. Clemson stretched it to 39-10 heading into the fourth quarter.

18TH ANNUAL ACC FOOTBALL CHAMPIONSHIP GAME

Bank of America Stadium, Charlotte, N.C., December 3, 2021

Teams	1	2	3	4	Score
Clemson	14	10	15	0	= 39
North Carolina	7	3	0	0	= 10

Scoring Summary

	CU	NC
NC D.Maye 3 yd rush (N.Burnette kick)	0	7
CU D.Allen 1 yd pass from C.Klubnik (B.Potter kick)	7	7
CU P.Mafah 4 yd rush (B.Potter kick), 2-23, 00:40	14	7
CU C.Klubnik 1 yd rush (B.Potter kick), 5-84, 01:57	21	7
NC N.Burnette 25 yd FG, 11-67, 04:42	21	10
CU B.Potter 52 yd FG, 7-40, 01:20	24	10
CU N.Wiggins 98 yd interception return (D.Swinney rush)	32	10
CU W.Shipley 2 yd rush (B.Potter kick)	39	10
Attendance: 64,114		

Team Statistics

	CU	NC
First Downs	17	26
Rushes-Yards	21-68	26-113
Passing Yards	317	273
Passes Att-Comp-Int	28-35-0	27-43-2
Total Offense (plays-yards)	56-385	79-386
Punt Returns-Yards	1-(-2)	1-6
Kickoff Returns-Yards	1-18	0-0
Punts (Number-Avg)	4-45.2	3-48.7
Fumbles-Lost	1-0	1-1
Penalties-Yards	6-46	3-25

Individual Statistics

Rushing: CU-Klubnik 7-30; Shipley 7-18; Mafah 2-10; Thomas 2-7; Pace 3-3; NC-E. Green 21-65; Maye 11-24; Criswell 2-19; Jones 1-4; Hampton 1-1

Passing: CU-Klubnik 20-24-0-1-279; NC-Maye 26-42-2-0-268

Receiving: CU-Ngata 5-46; Shipley 4-26; Turner 3-101; Williams 3-40; Allen 3-20; Swinney 2-11; Taylor 2-(-5); Spector 1-43; Klubnik 1-19; Greene 1-16; Randall 1-5; Herbstreit 1-4; Briningstool 1-1; NC-Downs 11-100; A. Green 5-53; Morales 3-54; E. Green 3-18; Nesbit 2-11; Jones 1-21; Blackwell 1-10; Paysour 1-6

MVP: Cade Klubnik, QB, Clemson

MOST VALUABLE PLAYER

2005: Willie Reid, PR/WR, Florida State
2006: Sam Swank, PK, Wake Forest
2007: Sean Glennon, QB, Virginia Tech
2008: Tyrod Taylor, QB, Virginia Tech
2009: C.J. Spiller, RB, Clemson
2010: Tyrod Taylor, QB, Virginia Tech
2011: Tajh Boyd, QB, Clemson
2012: James Wilder Jr., RB, Florida State
2013: Jameis Winston, QB, Florida State
2014: Dalvin Cook, RB, Florida State
2015: Deshaun Watson, QB, Clemson
2016: Deshaun Watson, QB, Clemson
2017: Kelly Bryant, QB, Clemson
2018: Travis Etienne, RB, Clemson
2019: Tee Higgins, WR, Clemson
2020: Trevor Lawrence, QB, Clemson
2021: Erick Hallett II, DB, Pitt
2022: Cade Klubnik, QB, Clemson

INDIVIDUAL RECORDS

Total Offense

Yards	420	Deshaun Watson, CU vs. UNC	2015
	412	Trevor Lawrence, CU vs. ND	2020
	389	Jameis Winston, FSU vs. Duke	2013
	373	Deshaun Watson, CU vs. VT	2016
Plays	69	Marcus Vick, VT vs. FSU	2005
	66	Deshaun Watson, CU vs. UNC	2015
	58	Matt Ryan, BC vs. VT	2007
Per Play	11.6	Trevor Lawrence, CU vs. VA	2019
	10.1	Jameis Winston, FSU vs. GT	2014
	9.3	Jameis Winston, FSU vs. Duke	2013
TDR	5	Deshaun Watson, CU vs. VT	2016
	5	Deshaun Watson, CU vs. UNC	2015

Rushing

Yards	233	C.J. Spiller, CU vs. GT	2009
	187	Wayne Gallman, CU vs. UNC	2015
	181	Dalvin Cook, FSU vs. GT	2014
Attempts	31	Darren Evans, VT vs. BC	2008
	31	Dalvin Cook, FSU vs. GT	2014
	28	Wayne Gallman, CU vs. UNC	2015
Average	13.0	Travis Etienne, CU vs. UP	2018
	12.4	Travis Etienne, CU vs. ND	2020
	11.7	C.J. Spiller, CU vs. GT	2009
	9.5	Justin Thomas, GT vs. FSU	2014
Long Run	75	Travis Etienne, CU vs. UP	2018
	58	Kenny Pickett, UP vs. WF	2021
	54	C.J. Spiller, CU vs. GT	2009
	51	Darren Evans, VT vs. FSU	2010
TDs	4	C.J. Spiller, CU vs. GT	2009
	3	Synjyn Days, GT vs. FSU	2014
	3	Ty Jones, FSU vs. VT	2010

Passing

Attempts	52	Matt Ryan, BC vs. VT	2007
	52	Marcus Vick, VT vs. FSU	2006
	46	Sam Hartman, WF vs. UP	2021
	44	Logan Thomas, VT vs. CU	2011
Completions	33	Matt Ryan, BC vs. VT	2007
	27	Bryce Perkins, VA vs. CU	2019
	26	Marcus Vick, VT vs. FSU	2005
	26	Deshaun Watson, CU vs. UNC	2015
Comp%	.833	Cade Klubnik, CU vs. NC	2022
	.793	Kelly Bryant, CU vs. UM	2017
	.762	EJ Manuel, FSU vs. GT	2012
	.742	EJ Manuel, FSU vs. VT	2010
Yards	335	Marcus Vick, VT vs. FSU	2005
	330	Jameis Winston, FSU vs. Duke	2013
	322	Trevor Lawrence, CU vs. ND	2020
	309	Jameis Winston, FSU vs. GT	2014
TDs	4	Trevor Lawrence, CU vs. VA	2019
	3	Deshaun Watson, CU vs. VT	2016
	3	Deshaun Watson, CU vs. UNC	2015
	3	Jameis Winston, FSU vs. GT	2014
	3	Jameis Winston, FSU vs. Duke	2013
	3	Tajh Boyd, CU vs. VT	2011
	3	Tyrod Taylor, VT vs. FSU	2010
	3	Sean Glennon, VT vs. BC	2007
Interceptions	4	Sam Hartman, WF vs. UP	2021
	2	11 others tied	

Pass Eff.	248.0	Trevor Lawrence, CU vs. VA	2019
	194.7	Cade Klubnik, CU vs. NC	2022
	189.5	Jameis Winston, FSU vs. GT	2014
	178.5	Tyrod Taylor, VT vs. FSU	2010
Long Pass	70	Joshua Nesbitt to Demaryius Thomas	
		GT vs. CU	2009
	68	Cade Klubnik to Cole Turner	
		CU vs. NC	2022
	67	Trevor Lawrence to Amari Rodgers	
		CU vs. ND	2020
	59	Trevor Lawrence to Justyn Ross	
		CU vs. VA	2019
	57	Chase Brice to Frank Ladson Jr.	
		CU vs. VA	2019
	54	Jameis Winston to Kelvin Benjamin	
		FSU vs. Duke	2013
	54	Trevor Lawrence to Tee Higgins	
		CU vs. VA	2019
	53	Tajh Boyd to Sammy Watkins	
		CU vs. VT	2011

All-Purpose

Yards	301	C.J. Spiller, CU vs. GT	2009
-------	-----	-------------------------	------

Receiving

Receptions	13	Andre Callender, BC vs. VT	2007
	12	Cam Phillips, VT vs. CU	2016
	11	Josh Downs, NC vs. CU	2022
	10	Hasise Dubois, VA vs. CU	2019
Yards	182	Tee Higgins, CU vs. VA	2019
	143	Danny Coale, VT vs. FSU	2010
	130	Hasise Dubois, VA vs. CU	2019
Average	35.0	Justyn Ross, CU vs. UP	2018
	33.7	Cole Turner, CU vs. NC	2022
	31.3	Justyn Ross, CU vs. VA	2019
	24.3	Willie Haulstead, FSU vs. VT	2010
	24.3	Quinshad Davis, UNC vs. CU	2015
TDs	3	Tee Higgins, CU vs. VA	2019
	2	Tee Higgins, CU vs. UP	2018
	2	Jordan Leggett, CU vs. VT	2016
	2	Dwayne Allen, CU vs. VT	2011
	2	Kelvin Benjamin, FSU vs. DU	2013
	2	Rashad Greene, FSU vs. GT	2014

Scoring

Points	24	C.J. Spiller, CU (4 TDs), vs. GT	2009
	18	Ty Jones, FSU vs. VT	2010
	18	Synjyn Days, GT vs. FSU	2014
	18	Wayne Gallman, CU vs. UNC	2015
	18	Tee Higgins, CU vs. VA	2019
	18	Trevor Lawrence, CU vs. ND	2020
TDs	4	C.J. Spiller, CU vs. GT	2009
	3	Ty Jones, FSU vs. VT	2010
	3	Synjyn Days, GT vs. FSU	2014
	3	Wayne Gallman, CU vs. UNC	2015
	3	Tee Higgins, CU vs. VA	2019

Field Goals & PATs

FGs Made	4	Scott Blair, GT vs. CU	2009
	3	Sam Swank, WF vs. GT	2006
	3	Roberto Aguayo, FSU vs. GT	2014
FG Attempts	4	Sam Swank, WF vs. GT	2006
	4	Scott Blair, GT vs. CU	2009
Long FG	52	B.T. Potter, CU vs. NC	2022
	51	Jonathan Doerer, ND vs. CU	2020
	50	Dustin Keys, VT vs. BC	2008
	49	Scott Blair, GT vs. CU	2009
	48	Scott Blair, GT vs. CU	2009
PAT Made	8	B.T. Potter, CU vs. VA	2019
	6	Greg Huegel, CU vs. VT	2016
	6	Roberto Aguayo, FSU vs. Duke	2013
	6	Ammon Lakip, CU vs. UNC	2015
PAT Atts	8	B.T. Potter, CU vs. VA	2019
	6	Greg Huegel, CU vs. VT	2016
	6	Chris Hazley, VT vs. FSU	2010
	6	Roberto Aguayo, FSU vs. Duke	2013
	6	Ammon Lakip, CU vs. UNC	2015
Points	15	Scott Blair, GT vs. CU	2009
	14	B.T. Potter, CU vs. VA	2019
	13	Roberto Aguayo, FSU vs. GT	2014
	10	B.T. Potter, CU vs. ND	2020

Punting

Punts	9	Kirk Christodoulou, UP vs. CU	2018
	9	Will Monday, Duke vs. FSU	2013
	8	Chris Hall, FSU vs. VT	2005
	8	Ivan Mora, WF vs. UP	2021
	7	6 players tied	
Average	50.0	Durant Brooks, GT vs. WF	2006
	48.7	Ben Kiernan, NC vs. CU	2022
	48.2	Jay Bramblett, CU vs. ND	2020
	46.3	Brent Bowden, VT vs. BC	2007
	46.2	Danny Coale, VT vs. CU	2011
Long Punt	61	Durant Brooks, GT vs. WF	2006
	61	Danny Coale, VT vs. CU	2011
	60	Mitchell Ludwig, VT vs. CU	2016

Punt Returns

Yards	98	Willie Reid, FSU vs. VT	2005
	29	Ryan Switzer, UNC vs. CU	2015
	27	Victor Harris, VT vs. BC	2008
Returns	5	Amari Rodgers, CU vs. UP	2018
	4	Eddie Royal, VT vs. FSU	2005
	4	Victor Harris, VT vs. BC	2008
	3	3 by three players	
Average	32.7	Willie Reid, FSU vs. VT	2006
	17.0	Kenneth Moore, WF vs. GT	2006
	14.5	Ryan Switzer, UNC vs. CU	2015
Long	83	Willie Reid, FSU vs. VT	2005
	39	Jordan Addison, UP vs. WF	2021
	17	Kenneth Moore, WF vs. GT	2006
	15	Victor Harris, VT vs. BC	2008
	15	Kenny Shaw, FSU vs. GT	2012

Kickoff Returns

Yards	135	Tony Gregory, VT vs. CU	2011
	117	Orwin Smith, GT vs. CU	2009
	112	Lamaricus Joyner, FSU vs. VT	2010
Returns	6	Orwin Smith, GT vs. CU	2009
	6	Tony Gregory, VT vs. CU	2011
Average	30.5	Alphonso Smith, WF vs. GT	2006
	28.5	Greg Reid, FSU vs. VT	2010
	28.5	Jamal Golden, GT vs. FSU	2012
Long	44	Kermit Whitfield, FSU vs. Duke	2013
	42	Lamaricus Joyner, FSU vs. VT	2010
	36	Greg Reid, FSU vs. VT	2010

Interceptions

Interceptions	2	Breon Borders, Duke vs. FSU	2013
	2	Cordrea Tankersley, CU vs. VT	2016
	2	Erick Hallett II, UP vs. WF	2021
Yards	98	Nate Wiggins, CU vs. NC	2022
	73	A.J. Woods, UP vs. WF	2021
	64	Bashaud Breeland, CU vs. VT	2011
	50	Jerrard Tarrant, GT vs. CU	2009
	41	Jonathan Meeks, CU vs. VT	2011
	41	Karlos Williams, FSU vs. GT	2012
TD	1	Xavier Adibi, VT vs. BC	2007
	1	Jeron Gouveia-Winslow, VT vs. FSU	2010
	1	Erick Hallett II, UP vs. WF	2021
	1	Nate Wiggins, CU vs. NC	2022
Long	98	Nate Wiggins, CU vs. NC	2022
	73	A.J. Woods, UP vs. WF	2021
	64	Bashaud Breeland, CU vs. VT	2011

Fumbles

Long Return	51	Jamie Silva, BC vs. VT	2007
TD	1	Jamie Silva, BC vs. VT	2007
		Orion Martin, VT vs. BC	2008

THE LAST TIME IN THE ACC CHAMPIONSHIP GAME

Interception return for a TD: Nate Wiggins, CU vs. NC (98 yards)	2022
Punt return for a TD: Willie Reid, FSU vs. VT (83 yards)	2005
Fumble return for a TD: Orion Martin, VT vs. BC (17 yards)	2008
Defensive PAT was recorded: Nigel Bradham, FSU vs. VT	2010
200-Yard Rusher: C.J. Spiller, CU vs. GT (233 yards)	2009
100-Yard Rusher: Travis Etienne, CU vs. ND (124 yards)	2020
Safety Occurred: Boston College vs. Virginia Tech	2008

TEAM RECORDS

Total Offense

Yards	619	Clemson vs. Virginia	2019
	608	Clemson vs. North Carolina	2015
	569	Florida State vs. Duke	2013
	541	Clemson vs. Notre Dame	2020
	488	Florida State vs. Georgia Tech	2014
Plays	98	Clemson vs. North Carolina	2015
	83	Georgia Tech vs. Clemson	2009
	83	Virginia Tech vs. Florida State	2005
Per Play	9.2	Clemson vs. Virginia	2019
	8.2	Clemson vs. Notre Dame	2020
	8.1	Clemson vs. Georgia Tech	2009
	7.7	Florida State vs. Georgia Tech	2014
	7.1	Clemson vs. Pitt	2018

Rushing

Yards	333	Georgia Tech vs. Clemson	2009
	331	Georgia Tech vs. Florida State	2014
	323	Clemson vs. Georgia Tech	2009
Attempts	65	Georgia Tech vs. Clemson	2009
	59	Georgia Tech vs. Florida State	2014
	56	Clemson vs. North Carolina	2015
TDs	5	Clemson vs. Georgia Tech	2009
	4	Clemson vs. Pitt	2018
	4	Georgia Tech vs. Florida State	2014

Passing

Yards	408	Clemson vs. Virginia	2019
	335	Virginia Tech vs. Florida State	2005
	330	Florida State vs. Duke	2013
	322	Clemson vs. Notre Dame	2020
	309	Florida State vs. Georgia Tech	2014
Completions	33	Boston College vs. Virginia Tech	2007
	30	Virginia vs. Clemson	2019
	28	Clemson vs. North Carolina	2022
	27	North Carolina vs. Clemson	2022
Attempts	52	Boston College vs. Virginia Tech	2007
	52	Virginia Tech vs. Florida State	2005
	48	Virginia vs. Clemson	2019
	46	Wake Forest vs. Pitt	2021
Comp%	.800	Clemson vs. North Carolina	2022
	.762	Florida State vs. Georgia Tech	2012
	.735	Clemson vs. Miami	2017
	.724	Clemson vs. Virginia	2019
	.719	Florida State vs. Virginia Tech	2010
TDs	4	Clemson vs. Virginia	2019
	3	Clemson vs. Virginia Tech	2016
	3	Florida State vs. Duke	2013
	3	Virginia Tech vs. Florida State	2010
	3	Virginia Tech vs. Boston College	2007
	3	Clemson vs. Virginia Tech	2011
	3	Florida State vs. Georgia Tech	2014
	3	North Carolina vs. Clemson	2015
	3	Clemson vs. North Carolina	2015

First Downs

Total	33	Clemson vs. North Carolina	2015
	31	Florida State vs. Duke	2013
	30	Clemson vs. Virginia Tech	2016
by Rush	23	Georgia Tech vs. Clemson	2009
	18	Clemson vs. North Carolina	2015
	15	Georgia Tech vs. Florida State	2012
by Pass	16	Boston College vs. Virginia Tech	2007
	16	Virginia Tech vs. Florida State	2005
	15	Florida State vs. Virginia Tech	2010
	15	Virginia vs. Clemson	2019

Time of Possession

Time	38:56	Clemson vs. North Carolina	2015
	37:17	Georgia Tech vs. Clemson	2009
	35:54	Virginia Tech vs. Boston College	2008

Punting

Punts	9	Pitt vs. Clemson	2018
	9	Duke vs. Florida State	2013
	9	Miami vs. Clemson	2017
	8	Boston College vs. Virginia Tech	2008
	8	Florida State vs. Virginia Tech	2005
	8	Wake Forest vs. Pitt	2021
Average	50.0	Georgia Tech vs. Wake Forest	2006
	48.7	North Carolina vs. Clemson	2022
	48.2	Clemson vs. Notre Dame	2020
	46.3	Virginia Tech vs. Boston College	2007
	46.2	Virginia Tech vs. Clemson	2011

Punt Returns

Yards	98	Florida State vs. Virginia Tech	2005
	40	Duke vs. Florida State	2013
	29	North Carolina vs. Clemson	2015
Average	40.0	Duke vs. Florida State	2013
	32.7	Florida State vs. Virginia Tech	2005
	14.5	North Carolina vs. Clemson	2015

Kickoff Returns

Yards	183	Florida State vs. Virginia Tech	2010
	135	Virginia Tech vs. Clemson	2011
	122	Boston College vs. Virginia Tech	2008
Average	30.0	Florida State vs. Duke	2013
	28.5	Georgia Tech vs. Florida State	2012
	26.3	Virginia Tech vs. Boston College	2008

Scoring

Points	62	Clemson vs. Virginia	2019
	45	Florida State vs. Duke	2013
	45	Clemson vs. North Carolina	2015
	45	Pitt vs. Wake Forest	2021
	44	Virginia Tech vs. Florida State	2010
TDs	8	Clemson vs. Virginia	2019
	6	Clemson vs. Pitt	2018
	6	Florida State vs. Duke	2013
	6	Virginia Tech vs. Florida State	2010
	6	Clemson vs. North Carolina	2015
Field Goals	4	Georgia Tech vs. Clemson	2009
	3	Georgia Tech vs. Florida State	2012
	3	Wake Forest vs. Georgia Tech	2006
	3	Florida State vs. Georgia Tech	2014

Defense

Fewest Points Allowed	3	Clemson vs. Miami	2017
	6	Wake Forest vs. Georgia Tech	2006
	7	Florida State vs. Duke	2013
	9	Georgia Tech vs. Wake Forest	2006
Fewest Rushing Yards Allowed	41	Florida State vs. Virginia Tech	2005
	44	Clemson vs. Notre Dame	2020
	45	Virginia Tech vs. Boston College	2008
	47	Virginia Tech vs. Florida State	2005
Fewest Passing Yards Allowed	8	Clemson vs. Pitt	2018
	84	Boston College vs. Virginia Tech	2008
	91	Clemson vs. Georgia Tech	2009
	110	Clemson vs. Miami	2017
	118	Pitt vs. Clemson	2018
	118	Florida State vs. Georgia Tech	2012
Fewest Total Yards Allowed	199	Clemson vs. Pitt	2018
	214	Clemson vs. Miami	2017
	234	Boston College vs. Virginia Tech	2008
	239	Florida State vs. Duke	2013
	263	Clemson vs. Notre Dame	2020
	272	Wake Forest vs. Georgia Tech	2006
	272	Virginia Tech vs. Florida State	2005

ACC CHAMPIONSHIP GAME RECORDS

Appearances

School	Years	Total
Clemson	2009, 11, 15, 16, 17, 18, 19, 20, 22	9
Virginia Tech	2005, 07, 08, 10, 11, 16	6
Florida State	2005, 10, 12, 13, 14	5
Georgia Tech	2006, *09, 11, 14	4
Boston College	2007, 08	2
North Carolina	2015, 22	2
Pitt	2018, 21	2
Wake Forest	2006, 21	2
Notre Dame	2020	1
Virginia	2019	1
Miami	2017	1
Duke	2013	1

* Georgia Tech's 2009 win over Clemson in the ACC Championship Game was later vacated due to NCAA sanctions.

Titles Game Record

School	App.	W-L	Pct.	Last App.
Clemson	9	8-1	.889	2022
Florida State	5	4-1	.800	2014
Virginia Tech	6	3-3	.500	2016
Pitt	2	1-1	.500	2021
Wake Forest	2	1-1	.500	2021
Georgia Tech	4	1-3	.250	2014
Boston College	2	0-2	.000	2008
North Carolina	2	0-2	.000	2022
Notre Dame	1	0-1	.000	2020
Virginia	1	0-1	.000	2019
Miami	1	0-1	.000	2017
Duke	1	0-1	.000	2013

Coaching Records

School	W-L	Pct.	Last App
Bobby Bowden, Florida State	1-0	1.000	2005
Jim Grobe, Wake Forest	1-0	1.000	2006
Dabo Swinney, Clemson	8-1	.889	2022
Jimbo Fisher, Florida State	3-1	.750	2014
Frank Beamer, Virginia Tech	3-2	.600	2011
Pat Narduzzi, Pitt	1-1	.500	2021
Paul Johnson, Georgia Tech	1-3	.250	2014
Jeff Jagodzinski, Boston College	0-2	.000	2008
David Cutcliffe, Duke	0-1	.000	2013
Larry Fedora, North Carolina	0-1	.000	2015
Justin Fuente, Virginia Tech	0-1	.000	2016
Mark Richt, Miami	0-1	.000	2017
Bronco Mendenhall, Virginia	0-1	.000	2019
Mack Brown, North Carolina	0-1	.000	2022
Brian Kelly, Notre Dame	0-1	.000	2020
Dave Clawson, Wake Forest	0-1	.000	2021

ACC OVERTIMES

School	Home	Road	Neutral	All-Time	As ACC Member
Boston College	6-2	1-2	0-1	7-5	6-2
Clemson	4-2	4-5	0-1	8-8	same
Duke	1-2	3-5	1-0	5-7	same
Florida State	3-1	0-2	0-1	4-3	same
Georgia Tech	4-5	4-2	0-2	8-9	same
Louisville	3-2	2-3	0-0	5-5	1-0
Miami	2-5	5-1	0-1	7-7	6-5
North Carolina	1-5	1-4	2-0	4-9	same
NC State	5-0	6-5	0-1	11-6	same
Pitt	7-4	3-7	0-0	10-11	4-2
Syracuse	9-5	1-4	0-0	10-9	3-3
Virginia	2-4	3-4	1-1	6-9	same
Virginia Tech	4-3	3-2	1-1	8-6	5-5
Wake Forest	3-2	2-7	0-0	5-9	same

OVERTIME NOTES

- Of the 103 overtime games involving an ACC teams, 56 have been league games, and 47 have been non-conference games.
- The home team has a 56-36 advantage in the 92 games played on campus.
- The team that wins the toss has a 50-53 record.
- Games decided in one overtime: 75 games
- Games decided in two overtimes: 19
- Games decided in three overtimes: 6
- Games decided in four overtimes: 2 (Oct. 24, 2015: Duke 45, Virginia Tech 43; Oct. 29, 2022: Miami 14, Virginia 12)
- Games decided in six overtimes: 1 (Oct. 19, 2019: Virginia Tech 43, North Carolina 41)

Date	Year	Teams & Score	Site	Team w/choice	Regulation
A30	1997	NC State 32, Syracuse 31	Syracuse	NC State	24-24
N8	1997	Clemson 29, Duke 20	Clemson	Duke	20-20
O3	1998	Appalachian State 30, Wake Forest 27	Winston-Salem	Appalachian State	24-24
O31	1998	Vanderbilt 36, Duke 33 (2ot)	Nashville	Duke	30-30
N28	1998	North Carolina 37, NC State 34	Charlotte	North Carolina	31-31
S18	1999	Northwestern 15, Duke 12	Durham	Northwestern	9-9
O9	1999	Duke 24, Virginia 17 (2ot)	Charlottesville	Duke	17-17
O9	1999	Georgia Tech 31, North Carolina 24	Atlanta	North Carolina	24-24
O23	1999	NC State 31, Duke 24	Durham	Duke	24-24
N27	1999	Georgia Tech 51, Georgia 48	Atlanta	Georgia	48-48
S2	2000	NC State 38, Arkansas State 31 (2ot)	Raleigh	NC State	31-31
S2	2000	Brigham Young 38, Virginia 35 (2ot)	Charlottesville	BYU	35-35
S21	2000	NC State 30, Georgia Tech 23	Raleigh	Georgia Tech	23-23
N11	2000	Maryland 35, NC State 28 (2ot)	College Park	Maryland	21-21
S29	2001	Clemson 47, Georgia Tech 44	Atlanta	Clemson	41-41
O11	2001	Maryland 20, Georgia Tech 17	Atlanta	Georgia Tech	17-17
A29	2002	N. Illinois 42, Wake Forest 41	DeKalb	Wake Forest	35-35
S21	2002	NC State 51, Texas Tech 48	Lubbock	NC State	45-45
S26	2002	Louisville 26, Florida State 20	Louisville	Louisville	20-20
A26	2003	Northern Illinois 20, Maryland 13	DeKalb	Northern Illinois	13-13
S6	2003	Syracuse 49, North Carolina 47 (3ot)	Chapel Hill	North Carolina	34-34
S13	2003	Ohio State 44, NC State 38 (3ot)	Columbus	NC State	24-24
S13	2003	Duke 27, Rice 24	Durham	Rice	24-24
S27	2003	Georgia Tech 24, Vanderbilt 17	Nashville	Vanderbilt	17-17
O11	2003	Clemson 30, Virginia 27	Clemson	Clemson	24-24
N15	2003	Florida State 50, NC State 44 (2ot)	Tallahassee	NC State	37-37
S4	2004	Clemson 37, Wake Forest 30 (2ot)	Clemson	Clemson	27-27
S10	2004	Miami 16, Florida State 10	Miami	Miami	10-10
O2	2004	NC State 27, Wake Forest 21	Raleigh	NC State	21-21
N6	2004	Clemson 24, Miami 17	Miami	Clemson	17-17
D27	2005	Fresno State 37, Virginia 34	Boise	Fresno	31-31
S17	2005	Miami 36, Clemson 30 (3ot)	Clemson	Clemson	20-20
S24	2005	Boston College 16, Clemson 13	Clemson	Clemson	10-10
N12	2005	Maryland 33, North Carolina 30	Chapel Hill	Maryland	30-30
J3	2006	Penn State 26, Florida State 23 (3ot)	Miami	Penn State	16-16
S9	2006	Boston College 34, Clemson 33 (2ot)	Chestnut Hill	Clemson	24-24
S9	2006	Virginia 13, Wyoming 12	Charlottesville	Wyoming	6-6
S16	2006	Boston College 30, BYU 23 (2ot)	Chestnut Hill	Boston College	23-23
S22	2007	Wake Forest 31, Maryland 24	Winston-Salem	Maryland	24-24
N3	2007	NC State 19, Miami 16	Miami	NC State	16-16
N24	2007	North Carolina 20, Duke 14	Chapel Hill	Duke	14-14
D31	2007	Auburn 23, Clemson 20	Atlanta	Auburn	17-17
S20	2008	NC State 30, East Carolina 24	Raleigh	NC State	24-24
O18	2008	Virginia 16, North Carolina 13	Charlottesville	Virginia	10-10
N1	2008	Miami 24, Virginia 17	Charlottesville	Virginia	17-17
N1	2008	Wake Forest 33, Duke 30	Winston-Salem	Duke	30-30
S12	2009	Maryland 38, James Madison 35	College Park	Maryland	35-35
S26	2009	Boston College 27, Wake Forest 24	Chestnut Hill	Wake Forest	24-24
O24	2009	Clemson 40, Miami 37	Miami	Clemson	34-34
N7	2009	Georgia Tech 30, Wake Forest 27	Atlanta	Georgia Tech	24-24
S18	2010	Auburn 27, Clemson 24	Auburn	Clemson	24-24
O16	2010	East Carolina 33, NC State 27	East Carolina	NC State	27-27
N27	2010	USF 23, Miami 20	Miami	South Florida	17-17
D30	2010	North Carolina 30, Tennessee 27 (2ot)	Nashville	Tennessee	20-20
S1	2011	Syracuse 36, Wake Forest 29	Syracuse	Wake Forest	29-29
O1	2011	Virginia 21, Idaho 20	Virginia	Idaho	14-14
D31	2011	Utah 30, Georgia Tech 27	El Paso	Utah	24-24
J3	2012	Michigan 23, Virginia Tech 20	New Orleans	Michigan	20-20
S3	2012	Virginia Tech 20, Georgia Tech 17	Blacksburg	Virginia Tech	17-17
S22	2012	Miami 42, Georgia Tech 36	Atlanta	Miami	36-36
N17	2012	Virginia Tech 30, Boston College 23	Chestnut Hill	Boston College	23-23

Date	Year	Teams & Score	Site	Team w/choice	Regulation
D28	2012	Virginia Tech 13, Rutgers 10	Orlando	Rutgers	10-10
S21	2013	Virginia Tech 29, Marshall 21 (3ot)	Blacksburg	Marshall	21-21
N16	2013	Maryland 27, Virginia Tech 24	Blacksburg	Maryland	21-21
N30	2013	Georgia 41, Georgia Tech 34 (2ot)	Atlanta	Georgia	27-27
A29	2014	Syracuse 27, Villanova 26 (2ot)	Syracuse	Syracuse	17-17
S20	2014	Florida State 23, Clemson 17	Tallahassee	Florida State	17-17
N1	2014	Duke 51, Pitt 48 (2ot)	Pittsburgh	Pitt	38-38
N22	2014	Wake Forest 6, Virginia Tech 3 (2ot)	Winston-Salem	Virginia Tech	0-0
N29	2014	Georgia Tech 30, Georgia 24	Athens	Georgia	24-24
D27	2014	Penn State 31, Boston College 30 (2ot)	The Bronx	Penn State	24-24
S19	2015	Miami 36, Nebraska 33	Orange Bowl	Miami	33-33
S19	2015	Syracuse 30, Central Michigan 27	Syracuse	Syracuse	24-24
O17	2015	Virginia 44, Syracuse 38 (3ot)	Charlottesville	Virginia	24-24
O24	2015	Duke 45, Virginia Tech 43 (4ot)	Blacksburg	Virginia Tech	24-24
N21	2015	North Carolina 30, Virginia Tech 27	Blacksburg	North Carolina	24-24
D26	2015	Duke 44, Indiana 41	The Bronx	Indiana	41-41
O15	2016	Clemson 24, NC State 17	Winston-Salem	NC State	17-17
S2	2017	Pitt 28, Youngstown State 21	Pittsburgh	Youngstown State	21-21
S4	2017	Tennessee 41, Georgia Tech 40 (2ot)	Atlanta	Tennessee	28-28
A30	2018	Wake Forest 23, Tulane 17	New Orleans	Wake Forest	17-17
O6	2018	Pitt 44, Syracuse 37	Pittsburgh	Syracuse	37-37
N17	2018	Georgia Tech 30, Virginia 27	Atlanta	Virginia	27-27
N23	2018	Virginia Tech 34, Virginia 31	Blacksburg	Virginia	31-31
N24	2018	NC State 34, North Carolina 28	Chapel Hill	NC State	28-28
S7	2019	Florida State 45, ULM 44	Tallahassee	ULM	38-38
S14	2019	The Citadel 27, Georgia Tech 24	Atlanta	The Citadel	24-24
O19	2019	Virginia Tech 43, North Carolina 41 (6ot)	Blacksburg	North Carolina	31-31
O19	2019	Georgia Tech 28, Miami 21	Miami	Miami	21-21
N14	2019	Pitt 34, North Carolina 27	Pitt	North Carolina	27-27
N30	2019	Syracuse 39, Wake Forest 30	Syracuse	Wake Forest	30-30
O10	2020	Boston College 31, Pitt 30	Boston	Pitt	24-24
N7	2020	Notre Dame 47, Clemson 40 (2ot)	Notre Dame	Notre Dame	33-33
S5	2021	Notre Dame 41, Florida State 38	Tallahassee	Notre Dame	38-38
S25	2021	Boston College 41, Missouri 34	Chestnut Hill	Missouri	34-34
S25	2021	NC State 27, Clemson 21 (2ot)	Raleigh	NC State	14-14
O9	2021	Wake Forest 40, Syracuse 37	Syracuse	Wake Forest	34-34
N11	2021	Pitt 34, North Carolina 23	Pittsburgh	North Carolina	23-23
S10	2022	Tennessee 34, Pitt 27	Pittsburgh	Pitt	27-27
S24	2022	Clemson 51, Wake Forest 45 (2ot)	Winston-Salem	Clemson	38-38
O8	2022	Georgia Tech 23, Duke 20	Atlanta	Duke	20-20
O29	2022	Miami 14, Virginia 12 (4ot)	Charlottesville	Virginia	6-6
N25	2022	NC State 30, North Carolina 27 (2ot)	Chapel Hill	NC State	24-24

BOWL RECORDS BY SCHOOL

Team	App.*	Won	Lost	Tie	Pct.	PF	PA	Last Appearance	Bowl
Boston College	27	14	13	0	.519	654	677	2019	TicketSmarter Birmingham
Clemson	49	26	23	0	.531	1067	1079	2022	Capital One Orange
Duke	15	7	8	0	.467	430	428	2022	Military
Florida State	49	30	17	2	.638	1233	1069	2022	Cheez-it
Georgia Tech	45	25	20	0	.556	995	965	2018	Quick Lane
Louisville	25	12	12	1	.500	658	643	2022	Wasabi Fenway
Miami	44	20	24	0	.454	850	876	2020	Cheez-it
North Carolina	37	15	22	0	.405	836	830	2022	San Diego County Credit Union Holiday
NC State	34	17	16	1	.515	866	842	2022	Duke's Mayo
Pitt	37	15	22	0	.405	758	845	2022	Tony the Tiger Sun
Syracuse	27	16	10	1	.611	592	547	2022	Bad Boy Mowers Pinstripe
Virginia	21	8	13	0	.381	516	641	2019	Capital One Orange
Virginia Tech	34	13	21	0	.382	808	939	2021	New Era Pinstripe
Wake Forest	17	11	6	0	.647	466	417	2022	Union Home Mortgage Gasparilla
Current Members	455	227	222	5	.506	*does not include bowl games canceled			
<i>Other Schools</i>									
Notre Dame	1	0	1	0	.000	14	31	2020	CFP Semifinal
South Carolina	1	0	1	0	.000	3	14	1969	Peach
Maryland	25	11	12	2	.480	529	484	2010	Military/Northrop Grumman

BOWL RECORDS BY YEAR

1953	Orange	L	Oklahoma 7, Maryland 0	0-1
1954	Orange	W	Duke 34, Nebraska 7	1-1
1955	Orange	L	Oklahoma 20, Maryland 6	1-2
1956	Orange	L	Colorado 27, Clemson 21	1-3
1957	Orange	L	Oklahoma 48, Duke 21	1-4
1958	Sugar	L	Louisiana State 7, Clemson 0	1-5
1959	Bluebonnet	W	Clemson 23, TCU 7	2-5
1960	Cotton	W	Duke 7, Arkansas 6	3-5
1963	Gator	W	North Carolina 35, Air Force 0	4-5
Liberty	L	Miss. St. 16, NC State 12	4-6	
1967	Liberty	W	NC State 14, Georgia 7	5-6
1969	Peach	L	West Virginia 14, South Carolina 3	5-7
1970	Peach	L	Arizona State 48, North Carolina 26	5-8
1971	Gator	L	Georgia 7, North Carolina 3	5-9
1972	Peach	W	NC State 49, West Virginia 13	6-9
Sun	W	North Carolina 32, Texas Tech 28	7-9	
1973	Liberty	W	NC State 31, Kansas 18	8-9
Peach	L	Georgia 17, Maryland 16	8-10	
1974	Liberty	L	Tennessee 7, Maryland 3	8-11
Bluebonnet	T	NC State 31, Houston 31	8-11-1	
Sun	L	Miss. State 26, North Carolina 24	8-12-1	
1975	Gator	W	Maryland 13, Florida 0	9-12-1
Peach	L	West Virginia 13, NC State 10	9-13-1	
1976	Peach	L	Kentucky 21, North Carolina 0	9-14-1
Cotton	L	Houston 30, Maryland 21	9-15-1	
1977	Liberty	L	Nebraska 21, North Carolina 17	9-16-1
Hall of Fame	W	Maryland 17, Minnesota 7	10-16-1	
Gator	L	Pitt 34, Clemson 3	10-17-1	
Peach	W	NC State 24, Iowa State 14	11-17-1	
1978	Tangerine	W	NC State 30, Pitt 17	12-17-1
Sun	L	Texas 42, Maryland 0	12-18-1	
Gator	W	Clemson 17, Ohio State 15	13-18-1	
1979	Tangerine	L	LSU 34, Wake Forest 10	13-19-1
Gator	W	North Carolina 17, Michigan 15	14-19-1	
Peach	L	Baylor 24, Clemson 18	14-20-1	
1980	Tangerine	L	Florida 35, Maryland 20	14-21-1
Bluebonnet	W	North Carolina 16, Texas 7	15-21-1	
1981	Gator	W	North Carolina 31, Arkansas 28	16-21-1
Orange	W	Clemson 22, Nebraska 15	17-21-1	
1982	Sun	W	North Carolina 26, Texas 10	18-21-1
Aloha	L	Washington 21, Maryland 20	18-22-1	
1983	Citrus	L	Tennessee 30, Maryland 23	18-23-1
Peach	L	Florida State 28, North Carolina 3	18-24-1	
1984	Sun	W	Maryland 28, Tennessee 27	19-24-1
Peach	W	Virginia 27, Purdue 24	20-24-1	
1985	Independence	L	Minnesota 20, Clemson 13	20-25-1
Cherry	W	Maryland 35, Syracuse 18	21-25-1	
All-American	W	Georgia Tech 17, Michigan St. 13	22-25-1	
1986	Gator	W	Clemson 27, Stanford 21	23-25-1
Aloha	L	Arizona 30, North Carolina 21	23-26-1	
Peach	L	Virginia Tech 25, NC State 24	23-27-1	
1987	All-American	W	Virginia 22, Brigham Young 16	24-27-1
Citrus	W	Clemson 35, Penn State 10	25-27-1	
1988	Peach	W	NC State 28, Iowa 23	26-27-1
Citrus	W	Clemson 13, Oklahoma 6	27-27-1	
1989	All-American	L	Texas Tech 49, Duke 21	27-28-1
Gator	W	Clemson 27, West Virginia 7	28-28-1	
Copper	L	Arizona 17, NC State 10	28-29-1	
Citrus	L	Illinois 31, Virginia 21	28-30-1	
1990	Independence	T	Maryland 34, Louisiana Tech 34	28-30-2
All-American	W	NC State 31, Southern Miss. 27	29-30-2	
Hall of Fame	W	Clemson 30, Illinois 0	30-30-2	
Citrus	W	Georgia Tech 45, Nebraska 21	31-30-2	
Sugar	L	Tennessee 23, Virginia 22	31-31-2	
1991	Aloha	W	Georgia Tech 18, Stanford 17	32-31-2
Gator	L	Oklahoma 48, Virginia 14	32-32-2	
Peach	L	East Carolina 37, NC State 34	32-33-2	
Citrus	L	California 37, Clemson 13	32-34-2	
Cotton	W	Florida State 10, Texas A&M 2	33-34-2	
1992	Independence	W	Wake Forest 39, Oregon 35	34-34-2
Gator	L	Florida 27, NC State 10	34-35-2	
Orange	W	Florida State 28, Nebraska 14	35-35-2	
Peach	W	North Carolina 21, Miss. St. 17	36-35-2	
1993	Peach	W	Clemson 14, Kentucky 13	37-35-2
Gator	L	Alabama 24, North Carolina 10	37-36-2	
Hall of Fame	L	Michigan 42, NC State 7	37-37-2	
Carquest	L	Boston College 31, Virginia 13	37-38-2	
Orange	W	Florida State 18, Nebraska 16	38-38-2	
1994	Independence	W	Virginia 20, Texas Christian 10	39-38-2
Sun	L	Texas 35, North Carolina 31	39-39-2	
Peach	W	NC State 28, Miss. St. 24	40-39-2	
Hall of Fame	L	Wisconsin 34, Duke 20	40-40-2	
Sugar	W	Florida State 23, Florida 17	41-40-2	
1995	Carquest	W	North Carolina 20, Arkansas 10	42-40-2
Peach	W	Virginia 34, Georgia 27	43-40-2	
Gator	L	Syracuse 41, Clemson 0	43-41-2	
Orange	W	Florida State 31, Notre Dame 26	44-41-2	

1996

Carquest	L	Miami 31, Virginia 21	44-42-2
Peach	L	LSU 10, Clemson 7	44-43-2
Gator	W	North Carolina 20, W. Virginia 13	45-43-2
Sugar	L	Florida 52, Florida State 20	45-44-2

1997

Carquest	W	Georgia Tech 35, West Virginia 30	46-44-2
Gator	W	North Carolina 42, Virginia Tech 34	47-44-2
Sugar	W	Florida State 31, Ohio State 14	48-44-2
Peach	L	Auburn 21, Clemson 17	48-45-2

1998

Las Vegas	W	N. Carolina 20, San Diego St. 13	49-45-2
MicronPC	L	Miami 46, NC State 23	49-46-2
Peach	L	Georgia 35, Virginia 33	49-47-2
Gator	W	Georgia Tech 35, Notre Dame 28	50-47-2
Fiesta	L	Tennessee 23, Florida State 16	50-48-2

1999

Aloha	W	Wake Forest 23, Arizona State 3	51-48-2
MicronPC	L	Illinois 63, Virginia 21	51-49-2
Peach	L	Mississippi State 17, Clemson 7	51-50-2
Gator	L	Miami 28, Georgia Tech 13	51-51-2
Sugar	W	Florida State 46, Virginia Tech 29	52-51-2

2000

Aloha	L	Georgia 37, Virginia 14	52-52-2
MicronPC	W	NC State 38, Minnesota 30	53-52-2
Peach	L	LSU 28, Georgia Tech 14	53-53-2
Gator	L	Virginia Tech 41, Clemson 20	53-54-2
Orange	L	Oklahoma 13, Florida State 2	53-55-2

2001

Tangerine	L	Pitt 34, NC State 19	53-56-2
Seattle	W	Georgia Tech 24, Stanford 14	54-56-2
Humanitarian	W	Clemson 49, Louisiana Tech 24	55-56-2
Peach	W	North Carolina 16, Auburn 10	56-56-2
Gator	W	Florida State 30, Virginia Tech 17	57-56-2
Orange	L	Florida 56, Maryland 23	57-57-2

2002

Tangerine	L	Texas Tech 55, Clemson 15	57-58-2
Continental Tire	W	Virginia 48, West Virginia 22	58-58-2
Seattle	W	Wake Forest 38, Oregon 17	59-58-2
Silicon Valley	L	Fresno State 30, Georgia Tech 21	59-59-2
Peach	W	Maryland 30, Tennessee 3	60-59-2
Gator	W	NC State 28, Notre Dame 6	61-59-2
Sugar	L	Georgia 26, Florida State 13	61-60-2

2003

Tangerine	W	NC State 56, Kansas 26	62-60-2
Continental Tire	W	Virginia 23, Pitt 16	63-60-2
Gator	W	Maryland 41, West Virginia 7	64-60-2
Orange	L	Miami 16, Florida State 14	64-61-2
Peach	W	Clemson 27, Tennessee 14	65-61-2
Humanitarian	W	Georgia Tech 52, Tulsa 10	66-61-2

2004

Champs Sports	W	Georgia Tech 51, Syracuse 14	67-61-2
MPC Computers	L	Fresno State 37, Virginia 34 (ot)	67-62-2
Continental Tire	L	Boston College 37, N. Carolina 24	67-63-2
Peach	W	Miami 27, Florida 10	68-63-2
Gator	W	Florida State 30, West Virginia 18	69-63-2
Sugar	L	Auburn 16, Virginia Tech 13	69-64-2

2005

Champs Sports	W	Clemson 19, Colorado 10	70-64-2
MPC Computers	W	Boston College 27, Boise State 21	71-64-2
Emerald	L	Utah 38, Georgia Tech 10	71-65-2
Music City	W	Virginia 34, Minnesota 31	72-65-2
Peach	L	LSU 40, Miami 3	72-66-2
Meineke	W	NC State 14, South Florida 0	73-66-2
Gator	W	Virginia Tech 35, Louisville 24	74-66-2
Orange	L	Penn State 26, FSU 23 (3ot)	74-67-2

2006

Emerald	W	Florida State 44, UCLA 27	75-67-2
Music City	L	Kentucky 28, Clemson 20	75-68-2
Champs Sports	W	Maryland 24, Purdue 7	76-68-2
Meineke	W	Boston College 25, Navy 24	77-68-2
Peach	L	Georgia 31, Virginia Tech 24	77-69-2
MPC Computers	W	Miami 21, Nevada 20	78-69-2
Gator	L	West Virginia 38, Georgia Tech 35	78-70-2
Orange	L	Louisville 24, Wake Forest 13	78-71-2

2007

Champs Sports	W	Boston College 24, Mich. St. 21	79-71-2
Emerald	L	Oregon State 21, Maryland 14	79-72-2
Music City	L	Kentucky 35, Florida State 28	79-73-2
Meineke	W	Wake Forest 24, Connecticut 10	80-73-2
Humanitarian	L	Fresno State 40, Georgia Tech 28	80-74-2
Peach	L	Auburn 23, Clemson 20 (ot)	80-75-2
Gator	L	Texas Tech 31, Virginia 28	80-76-2
Orange	L	Kansas 24, Virginia Tech 21	80-77-2

2008

EagleBank	W	Wake Forest 29, Navy 19	81-77-2
Meineke	L	W. Virginia 31, North Carolina 30	81-78-2
Champs Sports	W	Florida State 42, Wisconsin 13	82-78-2
Emerald	L	California 24, Miami 17	82-79-2
Papajohns.com	L	Rutgers 29, NC State 23	82-80-2
Humanitarian	W	Maryland 42, Nevada 35	83-80-2
Music City	L	Vanderbilt 16, Boston College 14	83-81-2
Peach	L	LSU 38, Georgia Tech 3	83-82-2
Gator	L	Nebraska 26, Clemson 21	83-83-2
Orange	W	Virginia Tech 20, Cincinnati 7	84-83-2

2009

Meineke	L	Pittsburgh 19, North Carolina 17	84-84-2
Emerald	L	USC 24, Boston College 13	84-85-2
Music City	W	Clemson 21, Kentucky 13	85-85-2
Champs Sports	L	Wisconsin 20, Miami 14	85-86-2
Peach	W	Virginia Tech 37, Tennessee 14	86-86-2
Gator	W	Florida State 33, West Virginia 21	87-86-2
Orange	L	Iowa 24, Georgia Tech 14	87-87-2

2010

Independence	L	Air Force 14, Georgia Tech 7	87-88-2
Champs Sports	W	NC State 23, West Virginia 7	88-88-2
Military	W	Maryland 51, East Carolina 20	89-88-2
Music City	W	N. Carolina 30, Tennessee 27 (2ot)	90-88-2
Meineke	L	South Florida 31, Clemson 26	90-89-2
Sun	L	Notre Dame 33, Miami 17	90-90-2
Peach	W	Florida State 26, South Carolina 17	91-90-2
Orange	L	Stanford 40, Virginia Tech 12	91-91-2
Fight Hunger	L	Nevada 20, Boston College 13	91-92-2

2011

Independence	L	Missouri 41, North Carolina 24	91-93-2
Champs Sports	W	Florida State 18, Notre Dame 14	92-93-2
Belk	W	NC State 31, Louisville 24	93-93-2
Music City	L	Miss. St. 23, Wake Forest 17	93-94-2
Sun	L	Utah 30, Georgia Tech 27 (ot)	93-95-2
Peach	L	Auburn 43, Virginia 24	93-96-2
Sugar	L	Michigan 23, Virginia Tech 20 (ot)	93-97-2
Orange	L	West Virginia 70, Clemson 33	93-98-2

2012

Belk	L	Cincinnati 38, Duke 24	93-99-2
Russell Athletic	W	Virginia Tech 13, Rutgers 10 (ot)	94-99-2
Music City	L	Vanderbilt 38, NC State 24	94-100-2
Sun	W	Georgia Tech 21, USC 7	95-100-2
Peach	W	Clemson 25, LSU 24	96-100-2
Orange	W	FSU 31, Northern Illinois 10	97-100-2

WINNINGEST BOWL TEAMS

10 or more appearances

Rk.	School	Record	Pct.
1.	Marshall	13-5	.722
2.	Army	7-3	.700
3.	Louisiana	7-3	.700
4.	Louisiana Tech	8-4-1	.654
5.	Utah	17-9	.653
6.	Boise State	13-7	.650
7.	Wake Forest	11-6	.647
8.	Oklahoma State	21-12	.636
9.	Georgia	37-21-3	.631
10.	Florida State	29-17-2	.625
11.	Alabama	45-27-3	.620
12.	Southern Cal	34-21	.618
13.	Ole Miss	24-15	.615
	Penn State	31-19-2	.615
15.	Syracuse	16-10-1	.611
16.	Rutgers	6-4	.600
	USF	6-4	.600
18.	Oregon State	10-7	.588
19.	San Jose State	7-5	.583
20.	Mississippi State	15-11	.577
21.	Hawaii	8-6	.571
	Miami (Ohio)	8-6	.571
23.	Oklahoma	31-24-1	.563
24.	Wisconsin	19-15	.559
25.	Georgia Tech	25-20	.556
26.	Texas	31-25-2	.552
27.	Toledo	11-9	.550
28.	LSU	29-24-1	.546
29.	Kentucky	12-10	.545
	Tennessee	30-25	.545

2013

Little Caesars	W	Pitt 30, Bowling Green 27	98-100-2
Military Bowl	L	Marshall 31, Maryland 20	98-101-2
Texas Bowl	W	Syracuse 21, Minnesota 17	99-101-2
Belk	W	UNC 39, Cincinnati 17	100-101-2
Russell Athletic	L	Louisville 36, Miami 9	100-102-2
Music City	L	Miss. 25, Georgia Tech 17	100-103-2
Independence	L	Arizona 42, Boston College 19	100-104-2
Sun	L	UCLA 42, Virginia Tech 10	100-105-2
Peach	L	Texas A&M 52, Duke 48	100-106-2
Orange	W	Clemson 40, Ohio State 35	101-106-2
BCS Nat Champ.	W	Florida State 34, Auburn 31	102-106-2

2014

Quick Lane	L	Rutgers 40, North Carolina 21	102-107-2
St. Petersburg	W	NC State 34, UCF 27	103-107-2
Military	W	Virginia Tech 33, Cincinnati 17	104-107-2
Pinstripe	L	Penn St. 31, B. College 30 (ot)	104-108-2
Sun	L	Arizona State 36, Duke 31	104-109-2
Independence	L	South Carolina 24, Miami 21	104-110-2
Russell Athletic	W	Clemson 40, Oklahoma 6	105-110-2
Belk	L	Georgia 37, Louisville 14	105-111-2
Orange	W	Georgia Tech 49, Miss. St. 34	106-111-2
CFP Semifinals	L	Oregon 59, Florida State 20	106-112-2
Armed Forces	L	Houston 35, Pitt 34	106-113-2

2015

Sun	L	Washington State 20, Miami 14	105-114-2
Pinstripe	W	Duke 44, Indiana 41 (ot)	107-114-2
Independence	W	Virginia Tech 55, Tulsa 52	108-114-2
Military	L	Navy 44, Pitt 28	108-115-2
Russell Athletic	L	Baylor 49, North Carolina 38	108-116-2
Belk	L	Miss. St. 51, NC State 28	108-117-2
Music City	W	Louisville 27, Texas A&M 21	109-117-2
Peach	L	Houston 38, Florida State 24	109-118-2
Orange	W	Clemson 37, Oklahoma 17	110-118-2
CFP Title Game	L	Alabama 45, Clemson 40	110-119-2

2016

Quick Lane	W	Boston College 36, Maryland 30	111-119-2
Independence	W	NC State 41, Vanderbilt 17	112-119-2
Military	W	Wake Forest 34, Temple 26	113-119-2
Pinstripe	L	Northwestern 31, Pitt 24	113-120-2
Russell Athletic	W	Miami 31, West Virginia 12	114-120-2
Belk	W	Virginia Tech 35, Arkansas 24	115-120-2
Sun	L	Stanford 25, North Carolina 23	115-121-2
Orange	W	Florida State 33, Michigan 32	116-121-2
Citrus	L	LSU 29, Louisville 9	116-122-2
TaxSlayer	W	Georgia Tech 33, Kentucky 18	117-122-2
CFP Semifinal	W	Clemson 31, Ohio State 0	118-122-2
CFP Title Game	W	Clemson 35, Alabama 31	119-122-2

2017

Quick Lane	W	Duke 36, Northern Illinois 14	120-122-2
Independence	W	Florida State 42, So. Miss 13	121-122-2
Pinstripe	L	Iowa 27, Boston College 20	121-123-2
Camping World	L	Okla. St. 30, Virginia Tech 21	121-124-2
Military	L	Navy 49, Virginia 7	121-125-2
Sun	W	NC State 52, Arizona State 31	122-125-2
Belk	W	Wake Forest 55, Texas A&M 52	123-125-2
TaxSlayer	L	Miss. St. 31, Louisville 27	123-126-2
Orange	L	Wisconsin 34, Miami 24	123-127-2
CFP Semifinal	L	Alabama 24, Clemson 6	123-128-2

2018

Birmingham	W	Wake Forest 37, Memphis 34	124-128-2
Quick Lane	L	Minnesota 34, Georgia Tech 10	124-129-2
First Responder - Boston College			Canceled
Independence	W	Duke 56, Temple 27	125-129-2
Pinstripe	L	Wisconsin 35, Miami 3	125-130-2
Camping World	W	Syracuse 34, West Virginia 18	126-130-2
Belk	W	Virginia 28, South Carolina 0	127-130-2
TaxSlayer	L	Texas A&M 52, NC State 13	127-131-2
Military	L	Cincinnati 35, Virginia Tech 31	127-132-2
Sun	L	Stanford 14, Pitt 13	127-133-2
CFP Semifinal	W	Clemson 30, Notre Dame 3	128-133-2
CFP Title Game	W	Clemson 44, Alabama 16	129-133-2

2019

Independence	L	Louisiana Tech 14, Miami 0	129-134-2
Quick Lane	W	Pitt 34, Eastern Michigan 30	130-134-2
Military	W	North Carolina 55, Temple 13	131-134-2
Pinstripe	L	Mich. St. 27, Wake Forest 21	131-135-2
Music City	W	Louisville 38, Miss. State 28	132-135-2
Orange	L	Florida 36, Virginia 28	132-136-2
Belk	L	Kentucky 37, Virginia Tech 30	132-137-2
Sun	L	Ariz. St. 20, Florida State 14	132-138-2
TicketSmarter	L	Cincinnati 38, Boston College 6	132-139-2
CFP Semifinal	W	Clemson 29, Ohio State 23	133-139-2
CFP Title Game	L	LSU 42, Clemson 25	133-140-2

2020

Cheez-it	L	Oklahoma State 37, Miami 34	133-141-2
Duke's Mayo	L	Wisconsin 42, Wake Forest 28	133-142-2
CFP Semifinal	L	Alabama 31, Notre Dame 14	133-143-2
CFP Semifinal	L	Ohio State 49, Clemson 28	133-144-2
Orange	L	Texas A&M 41, UNC 27	133-145-2
TaxSlayer	L	Kentucky 23, NC State 21	133-146-2

2021

Military - Boston College			Canceled
First Responder	L	Air Force 31, Louisville 28	133-147-2
Holiday - NC State			Canceled
Fenway - Virginia			Canceled
Pinstripe	L	Maryland 54, Virginia Tech 10	133-148-2
Cheez-it	W	Clemson 20, Iowa State 13	134-148-2
Duke's Mayo	L	South Carolina 38, UNC 21	134-149-2
Peach	L	Michigan State 31, Pitt 21	134-150-2
Gator	W	Wake Forest 38, Rutgers 10	135-150-2
Sun - Miami			Canceled

2022

Fenway	W	Louisville 24, Cincinnati 7	136-150-2
Gasparilla	W	Wake Forest 27, Missouri 17	137-150-2
Holiday	L	Oregon 28, North Carolina 27	137-151-2
Military	W	Duke 30, UCF 13	138-151-2
Cheez-it	W	Florida State 35, Oklahoma 32	139-151-2
Pinstripe	L	Minnesota 28, Syracuse 20	139-152-2
Orange	L	Tennessee 31, Clemson 14	139-153-2
Sun	W	Pitt 37, UCLA 35	140-153-2
Duke's Mayo	L	Maryland 16, NC State 12	140-154-2

BOSTON COLLEGE (14-11-0)

1-1-40	Cotton	Clemson	L	3-6
1-1-41	Sugar	Tennessee	W	19-13
1-1-43	Orange	Alabama	L	21-37
12-18-82	Tangerine	Auburn	L	26-33
12-29-83	Liberty	Notre Dame	L	18-19
1-1-85	Cotton	Houston	W	45-28
12-23-86	Hall of Fame	Georgia	W	27-24
1-1-93	Hall of Fame	Tennessee	L	23-38
1-1-94	Carquest	Virginia	W	31-13
12-25-94	Aloha	Kansas State	W	12-7
12-31-99	Insight.com	Colorado	L	28-62
12-25-00	Aloha	Arizona State	W	31-17
12-28-01	Music City	Georgia	W	20-16
12-26-02	Motor City	Toledo	W	51-25
12-31-03	San Francisco	Colorado State	W	35-21
12-30-04	Continental Tire	North Carolina	W	37-24
12-28-05	MPC Computers	Boise State	W	27-21
12-30-06	Meineke Car Care	Navy	W	25-24
12-28-07	Champs Sports	Michigan State	W	24-21
12-31-08	Music City	Vanderbilt	L	14-16
12-26-09	Emerald	Southern Cal	L	13-24
1-09-11	Kraft Fight Hunger	Nevada	L	13-20
12-31-13	Independence	Arizona	L	19-42
12-27-14	Pinstripe	Penn State	L	ot 30-31
12-26-16	Quick Lane	Maryland	W	36-30
12-27-17	Pinstripe	Iowa	L	20-27
12-26-18	SERVPRO	Boise State	Canceled	
1-2-20	TicketSmarter	Cincinnati	L	6-38
12-27-21	Military	East Carolina	Canceled	

GLENSON (26-23-0)

1-1-40	Cotton	Boston College	W	6-3
1-1-49	Gator	Missouri	W	24-23
1-1-51	Orange	Miami	W	15-14
1-1-52	Gator	Miami	L	0-14
1-1-57	Orange	Colorado	L	21-27
1-1-59	Sugar	Louisiana State	L	0-7
12-19-59	Bluebonnet	TCU	W	23-7
12-30-77	Gator	Pittsburgh	L	3-34
12-29-78	Gator	Ohio State	W	17-15
12-31-79	Peach	Baylor	L	18-24
1-1-82	Orange	Nebraska	W	22-15
12-21-85	Independence	Minnesota	L	13-20
12-27-86	Gator	Stanford	W	27-21
1-1-88	Citrus	Penn State	W	35-10
1-2-89	Citrus	Oklahoma	W	13-6
12-30-89	Gator	West Virginia	W	27-7
1-1-91	Hall of Fame	Illinois	W	30-0
1-1-92	Citrus	California	L	13-37
12-31-93	Peach	Kentucky	W	14-13
1-1-96	Gator	Syracuse	L	0-41
12-28-96	Peach	Louisiana State	L	7-10
1-2-98	Peach	Auburn	L	17-21
12-30-99	Peach	Mississippi State	L	7-17
1-1-01	Gator	Virginia Tech	L	20-41
12-31-01	Humanitarian	Louisiana Tech	W	49-24
12-23-02	Tangerine	Texas Tech	L	15-55
1-2-04	Peach	Tennessee	W	27-14
12-27-05	Champs Sports	Colorado	W	19-10
12-29-06	Music City	Kentucky	L	20-28
12-31-07	Peach	Auburn	L	ot 20-23
1-1-09	Gator	Nebraska	L	21-26
12-27-09	Music City	Kentucky	W	21-13
12-31-10	Meineke Car Care	South Florida	L	31-26
1-4-12	Orange (BCS)	West Virginia	L	33-70
13-31-12	Peach	LSU	W	25-24
1-3-14	Orange	Ohio State	W	40-35
12-29-14	Russell Athletic	Oklahoma	W	40-6
12-31-15	Orange	Oklahoma	W	37-17
1-11-16	CFP National Champ	Alabama	L	40-45
12-31-16	CFP Semifinal (Fiesta)	Ohio State	W	31-0
1-9-17	CFP National Champ	Alabama	W	35-31
1-1-18	CFP Semifinal (Sugar)	Alabama	L	6-24
12-29-18	CFP Semifinal (Cotton)	Notre Dame	W	30-3
1-7-19	CFP National Champ	Alabama	W	44-16
12-28-19	CFP Semifinal (Fiesta)	Ohio State	W	29-23
1-13-20	CFP National Champ	LSU	L	25-42
1-1-21	CFP Semifinal (Sugar)	Ohio State	L	28-49
12-29-21	Cheez-It	Iowa State	W	20-13
12-30-22	Orange	Tennessee	L	14-31

DUKE (7-8-0)

1-2-39	Rose	Southern Cal	L	3-7
1-1-42	Rose	Oregon State	L	16-20
1-1-45	Sugar	Alabama	W	29-26
1-1-55	Orange	Nebraska	W	34-7
1-1-58	Orange	Oklahoma	L	21-48
1-2-61	Cotton	Arkansas	W	7-6
12-28-89	All-American	Texas Tech	L	21-49
12-28-94	Hall of Fame	Wisconsin	L	20-34
12-27-12	Belk	Cincinnati	L	34-48
12-31-13	Peach	Texas A&M	L	48-52
12-27-14	Sun	Arizona State	L	31-36
12-26-15	Pinstripe	Indiana	W	ot 44-41
12-26-17	Quick Lane	Northern Illinois	W	36-14
12-27-18	Independence	Temple	W	56-27
12-28-22	Military	UCF	W	30-13

FLORIDA STATE (29-17-2)

1-2-50	Cigar	Wofford	W	19-6
1-1-55	Sun	Texas Western	L	20-47
12-13-58	Bluegrass	Oklahoma State	L	6-15
1-2-65	Gator	Oklahoma	W	36-19
12-24-66	Sun	Wyoming	L	20-28
12-30-67	Gator	Penn State	Tie	17-17
12-30-68	Peach	Louisiana State	L	27-31
12-27-71	Fiesta	Arizona State	L	38-45
12-23-77	Tangerine	Texas Tech	W	40-17
1-1-80	Orange	Oklahoma	L	7-24
1-1-81	Orange	Oklahoma	L	17-18
12-30-82	Gator	West Virginia	W	31-12
12-28-83	Peach	North Carolina	W	28-3
12-21-84	Citrus	Georgia	Tie	17-17
12-30-85	Gator	Oklahoma State	W	34-23
12-31-86	All-American	Indiana	W	27-13
1-1-88	Fiesta	Nebraska	W	31-28
1-2-89	Sugar	Auburn	W	13-7
1-1-90	Fiesta	Nebraska	W	41-17
12-29-90	Blockbuster	Penn State	W	24-17
1-1-92	Cotton	Texas A&M	W	10-2
1-1-93	Orange	Nebraska	W	28-14
1-1-94	Orange	Nebraska	W	18-16
1-2-95	Sugar	Florida	W	23-17
1-1-96	Orange	Notre Dame	W	31-26
1-2-97	Sugar	Florida	L	20-52
1-1-98	Sugar	Ohio State	W	31-14
1-4-99	Fiesta (BCS)	Tennessee	L	16-23
1-4-00	Sugar (BCS)	Virginia Tech	W	46-29
1-3-01	Orange (BCS)	Oklahoma	L	2-13
1-1-02	Gator	Virginia Tech	W	30-17
1-1-03	Sugar (BCS)	Georgia	L	13-26
1-1-04	Orange (BCS)	Miami	L	14-16
1-1-05	Gator	West Virginia	W	30-18
1-3-06	Orange (BCS)	Penn State	L	3ot 23-26
12-27-06	Emerald	UCLA	*W	44-27
12-31-07	Music City	Kentucky	L	28-35
12-27-08	Champs Sports	Wisconsin	W	42-13
1-1-10	Gator	West Virginia	W	33-21
12-31-10	Peach	South Carolina	W	26-17
12-29-11	Champs Sports	Notre Dame	W	18-14
1-1-12	Orange	Northern Illinois	W	31-10
1-6-14	BCS National Champ	Auburn	W	34-31
1-1-15	CFP Semifinal (Rose)	Oregon	L	20-59
12-31-15	Peach	Houston	L	24-38
12-30-16	Orange	Michigan	W	33-32
12-27-17	Independence	So. Miss	W	42-13
12-31-19	Sun	Arizona State	L	14-20
12-29-22	Cheez-It	Oklahoma	W	35-32

GEORGIA TECH (25-20-0)

1-1-29	Rose	California	W	8-7
1-1-40	Orange	Missouri	W	21-7
1-1-43	Cotton	Texas	L	7-14
1-1-44	Sugar	Tulsa	W	20-18
1-1-45	Orange	Tulsa	L	12-26
1-1-47	Oil	St. Mary's	W	41-19
1-1-48	Orange	Kansas	W	20-14
1-1-52	Orange	Baylor	W	17-14
1-1-53	Sugar	Mississippi	W	24-7
1-1-54	Sugar	West Virginia	W	42-19
1-1-55	Cotton	Arkansas	W	14-6
1-2-56	Sugar	Pittsburgh	W	7-0
12-29-56	Gator	Pittsburgh	W	21-14

1-2-60	Gator	Arkansas	L	7-14
12-30-61	Gator	Penn State	L	15-30
12-22-62	Bluebonnet	Missouri	L	10-14
12-31-65	Gator	Texas Tech	W	31-21
1-2-67	Orange	Florida	L	12-27
12-19-70	Sun	Texas Tech	W	17-9
12-30-71	Peach	Mississippi	L	18-41
12-18-72	Liberty	Iowa State	W	31-30
12-25-78	Peach	Purdue	L	21-41
12-31-85	All-American	Michigan State	W	17-14
1-1-91	Citrus	Nebraska	W	45-21
12-25-91	Aloha	Stanford	W	18-17
12-29-97	Carquest	West Virginia	W	35-30
1-1-99	Gator	Notre Dame	W	35-28
1-1-00	Gator	Miami	L	13-28
12-29-00	Peach	Louisiana State	L	14-28
12-27-01	Seattle	Stanford	W	24-14
12-31-02	Silicon Valley	Fresno State	L	21-30
1-3-04	Humanitarian	Tulsa	W	52-10
12-21-04	Champs Sports	Syracuse	W	51-14
12-29-05	Emerald	Utah	L	10-38
1-1-07	Gator	West Virginia	L	38-35
12-31-08	Humanitarian	Fresno State	L	28-40
12-31-08	Peach	LSU	L	3-38
1-5-10	Orange	Iowa	L	24-14
12-27-10	Independence	Air Force	L	14-7
12-31-11	Sun	Utah	L	ot 27-30
12-31-12	Sun	Southern Cal	W	21-7
12-30-13	Music City	Mississippi	L	17-25
12-31-14	Orange	Mississippi St.	W	49-34
12-31-16	TaxSlayer	Kentucky	W	33-18
12-26-18	Quick Lane	Minnesota	L	10-34

LOUISVILLE (12-12-1)

1-1-58	Sun	Drake	W	34-20
12-19-70	Pasadena	Long Beach State	T	24-24
12-17-77	Independence	Louisiana Tech	L	14-24
1-1-91	Fiesta	Alabama	W	34-7
12-28-93	Liberty	Michigan State	W	18-7
12-23-98	Motor City	Marshall	L	29-48
12-30-99	Humanitarian	Boise State	L	31-34
12-31-00	Liberty	Colorado State	L	17-22
12-31-01	Liberty	BYU	W	28-10
12-18-02	GMAC	Marshall	L	15-38
12-18-03	GMAC	Miami (Ohio)	L	28-49
12-31-04	Liberty	Boise State	W	44-40
1-2-06	Gator	Virginia Tech	L	24-35
1-2-07	Orange	Wake Forest	W	24-13
12-21-10	Beef O'Brady's	Southern Miss	W	31-28
12-27-11	Belk	NC State	L	24-31
1-2-13	Sugar	Florida	W	33-23
12-28-13	Russell Athletic	Miami	W	36-9
12-30-14	Belk	Georgia	L	14-37
12-30-15	Music City	Texas A&M	W	27-21
12-31-16	Citrus	LSU	L	9-29
12-30-17	TaxSlayer	Mississippi State	L	27-31
12-30-19	Music City	Mississippi State	W	38-28
12-28-21	First Responders	Air Force	L	28-31
12-17-22	Fenway	Cincinnati	W	24-7

MIAMI (20-24-0)

1-1-33	Palm Festival	Manhattan	W	7-0
1-1-34	Palm Festival	Duquesne	L	7-33
1-1-35	Orange	Bucknell	L	0-26
1-1-46	Orange	Holy Cross	W	13-6
1-1-51	Orange	Clemson	L	14-15
1-2-52	Gator	Clemson	W	14-0
12-16-61	Liberty	Syracuse	L	14-15
12-15-62	Gotham	Nebraska	L	34-36
12-10-66	Liberty	Virginia Tech	W	14-7
12-23-67	Bluebonnet	Colorado	L	21-31
1-2-81	Peach	Virginia Tech	W	20-10
1-2-84	Orange	Nebraska	W	31-30
1-1-85	Fiesta	UCLA	L	37-39
1-1-86	Sugar	Tennessee	L	7-35
1-2-87	Fiesta	Penn State	L	10-14
1-1-88	Orange	Oklahoma	W	30-14
1-2-89	Orange	Nebraska	W	23-3
1-1-90	Sugar	Alabama	W	33-25
1-1-91	Cotton	Texas	W	46-3
1-1-92	Orange	Nebraska	W	22-0
1-1-93	Sugar	Alabama	L	13-34
1-1-94	Fiesta	Arizona	L	0-29

BOWL RECORDS



1-1-95	Orange	Nebraska	L	17-24
12-27-96	Carquest	Virginia	W	31-21
12-29-98	MicronPC	NC State	W	46-23
1-1-00	Gator	Georgia Tech	W	28-13
1-2-01	Sugar (BCS)	Florida	W	37-20
1-3-02	Rose (BCS)	Nebraska	W	37-14
1-3-03	Fiesta (BCS)	Ohio State	L	24-31
1-1-04	Orange (BCS)	Florida State	W	16-14
12-31-04	Peach	Florida	W	27-10
12-30-05	Peach	LSU	L	3-40
12-31-06	MPC Computers	Nevada	W	21-20
12-27-08	Emerald	California	L	17-24
12-29-09	Champs Sports	Wisconsin	L	14-20
12-31-10	Sun	Notre Dame	L	17-33
12-28-13	Russell Athletic	Louisville	L	9-36
12-27-14	Independence	South Carolina	L	21-24
12-26-15	Sun	Washington State	L	14-20
12-28-16	Russell Athletic	West Virginia	W	31-14
12-30-17	Orange	Wisconsin	L	24-34
12-27-18	Pinstripe	Wisconsin	L	3-35
12-26-19	Independence	Louisiana Tech	L	0-14
12-29-20	Cheez-it	Oklahoma State	L	34-37
12-31-21	Sun	Washington State	Canceled	

NORTH CAROLINA (15-22-0)

1-1-47	Sugar	Georgia	L	10-20
1-1-49	Sugar	Oklahoma	L	6-14
1-2-50	Cotton	Rice	L	13-27
12-28-63	Gator	Air Force	W	35-0
12-30-70	Peach	Arizona State	L	26-48
12-31-71	Gator	Georgia	L	3-7
12-30-72	Sun	Texas Tech	W	32-28
12-28-74	Sun	Mississippi State	L	24-26
12-31-76	Peach	Kentucky	L	0-21
12-19-77	Liberty	Nebraska	L	17-21
12-28-79	Gator	Michigan	W	17-15
12-31-80	Bluebonnet	Texas	W	16-7
12-28-81	Gator	Arkansas	W	31-27
12-25-82	Sun	Texas	W	26-10
12-30-83	Peach	Florida State	L	3-28
12-27-86	Aloha	Arizona	L	21-30
1-2-93	Peach	Mississippi State	W	21-17
12-31-93	Gator	Alabama	L	10-24
12-30-94	Sun	Texas	L	31-35
12-30-95	Carquest	Arkansas	W	20-10
1-1-96	Gator	West Virginia	W	20-13
1-1-98	Gator	Virginia Tech	W	42-3
12-19-98	Las Vegas	San Diego State	W	20-13
12-31-01	Peach	Auburn	W	16-10
12-30-04	Continental Tire	Boston College	L	24-37
12-27-08	Meineke Car Care	West Virginia	L	30-31
12-26-09	Meineke Car Care	Pittsburgh	L	19-17
12-30-10	Music City	Tennessee	W	20-30-27
12-26-11	Independence	Missouri	L	24-41
12-28-13	Belk	Cincinnati	W	39-17
12-26-14	Quick Lane	Rutgers	L	21-40
12-29-15	Russell Athletic	Baylor	L	38-49
12-30-16	Sun	Stanford	L	23-25
12-27-19	Military	Temple	W	55-13
1-2-21	Orange	Texas A&M	L	27-41
12-30-21	Duke's Mayo	South Carolina	L	21-38
12-28-22	Holiday	Oregon	L	27-28

NC STATE (17-16-1)

1-1-47	Gator	Oklahoma	L	13-34
12-21-63	Liberty	Mississippi State	L	12-16
12-16-67	Liberty	Georgia	W	14-7
12-29-72	Peach	West Virginia	W	49-13
12-17-73	Liberty	Kansas	W	31-18
12-23-74	Bluebonnet	Houston	Tie	31-31
12-31-75	Peach	West Virginia	L	10-13
12-31-77	Peach	Iowa State	W	24-14
12-23-78	Tangerine	Pittsburgh	W	30-17
12-31-86	Peach	Virginia Tech	L	24-25
12-31-88	Peach	Iowa	W	28-23
12-31-89	Copper	Arizona	L	10-17
12-28-90	All-American	Southern Miss.	W	31-27
1-1-91	Peach	East Carolina	L	34-37
12-31-92	Gator	Florida	L	10-27
1-1-94	Hall of Fame	Michigan	L	7-42
1-1-95	Peach	Mississippi State	W	28-24
12-29-98	MicronPC.com	Miami	L	23-46
12-28-00	MicronPC.com	Minnesota	W	38-30

12-20-01	Tangerine	Pittsburgh	L	19-34
1-1-03	Gator	Notre Dame	W	28-6
12-22-03	Tangerine	Kansas	W	56-26
12-31-05	Meineke Car Care	South Florida	W	14-0
12-29-08	Papajohns.com	Rutgers	L	23-29
12-28-10	Champs Sports	West Virginia	W	23-7
12-27-11	Belk	Louisville	W	31-24
12-31-12	Music City	Vanderbilt	L	24-38
12-27-14	St. Petersburg	UCF	W	34-27
12-30-15	Belk	Mississippi State	L	28-51
12-26-16	Independence	Vanderbilt	W	41-17
12-29-17	Sun	Arizona State	W	52-31
12-31-18	Gator	Texas A&M	L	13-52
1-2-21	Gator	Kentucky	L	21-23
12-28-21	Holiday	UCLA	Canceled	
12-30-22	Duke's Mayo	Maryland	L	12-16

PITT (15-22-0)

1-2-28	Rose	Stanford	L	6-7
1-1-30	Rose	Southern Cal	L	14-47
1-2-33	Rose	Southern Cal	L	0-35
1-1-37	Rose	Washington	W	21-0
1-2-56	Sugar	Georgia Tech	L	0-7
12-29-56	Gator	Georgia Tech	L	14-21
12-21-73	Fiesta	Arizona State	L	7-28
12-26-75	Sun	Kansas	W	34-3
1-1-77	Sugar	Georgia	W	27-3
12-30-77	Gator	Clemson	W	34-3
12-23-78	Tangerine	NC State	L	17-30
12-25-79	Fiesta	Arizona	W	16-10
12-29-80	Gator	South Carolina	W	37-9
1-1-82	Sugar	Georgia	W	24-20
1-1-83	Cotton	SMU	L	3-7
1-2-84	Fiesta	Ohio State	L	23-28
12-31-87	Bluebonnet	Texas	L	27-32
12-30-89	John Hancock	Texas A&M	W	31-28
12-31-97	Liberty	Southern Miss	L	7-41
12-28-00	Iowa State	Insight.com	L	29-37
12-20-01	Tangerine	NC State	W	34-19
12-26-02	Insight	Oregon State	W	38-13
12-27-03	Continental Tire	Virginia	L	16-23
1-1-05	Fiesta	Utah	L	7-35
12-31-08	Sun	Oregon State	L	0-3
12-26-09	Meineke Car Care	North Carolina	W	19-17
1-8-11	BBVA Compass	Kentucky	W	27-10
1-7-12	BBVA Compass	SMU	L	6-28
1-5-13	BBVA Compass	Mississippi	L	17-38
12-26-13	Little Caesar's	Bowling Green	W	30-27
1-2-14	Armed Forces	Houston	L	34-35
12-28-15	Military	Navy	L	28-44
12-28-16	Pinstripe	Northwestern	L	24-31
12-31-18	Sun	Stanford	L	13-14
12-26-19	Quick Lane	Eastern Michigan	W	34-30
12-30-21	Peach	Michigan State	L	21-31
12-30-22	Sun	UCLA	W	37-35

SYRACUSE (16-10-1)

1-1-53	Orange	Alabama	L	6-61
1-1-57	Cotton	TCU	L	27-28
1-1-59	Orange	Oklahoma	L	6-21
1-1-60	Cotton	Texas	W	23-14
12-16-61	Liberty	Miami (Fla.)	W	15-14
1-1-65	Sugar	LSU	L	10-13
12-31-66	Gator	Tennessee	L	12-18
12-15-79	Independence	McNeese State	W	31-7
12-21-85	Cherry	Maryland	L	18-35
1-1-88	Sugar	Auburn	T	16-16
1-2-89	Hall of Fame	LSU	W	23-10
12-30-89	Peach	Georgia	W	19-18
12-25-90	Aloha	Arizona	W	28-0
1-1-92	Hall of Fame	Ohio State	W	24-17
1-1-93	Fiesta	Colorado	W	26-22
1-1-96	Gator	Clemson	W	41-0
12-27-96	Liberty	Houston	W	30-17
12-31-97	Fiesta	Kansas State	L	18-35
1-2-99	Orange	Florida	L	10-31
12-29-99	FAM Music City	Kentucky	W	20-13
12-29-01	Insight.com	Kansas State	W	26-3
12-21-04	Champs Sports	Georgia Tech	L	14-51
12-30-10	Pinstripe	Kansas State	W	36-34
12-29-12	Pinstripe	West Virginia	W	38-14
12-27-13	Texas	Minnesota	W	21-17
12-28-18	Camping World	West Virginia	W	34-18

12-29-22	Pinstripe	Minnesota	L	20-28
----------	-----------	-----------	---	-------

VIRGINIA (8-13-0)

12-31-84	Peach	Purdue	W	27-24
12-22-87	All-American	Brigham Young	W	22-16
1-1-90	Citrus	Illinois	L	21-31
1-1-91	Sugar	Tennessee	L	22-23
12-29-91	Gator	Oklahoma	L	14-48
1-1-94	Carquest	Boston College	L	13-31
12-28-94	Independence	TCU	W	20-10
12-30-95	Peach	Georgia	W	34-27
12-27-96	Carquest	Miami	L	21-31
12-31-98	Peach	Georgia	L	33-35
12-30-99	MicronPC.com	Illinois	L	21-63
12-25-00	Aloha	Georgia	L	14-37
12-28-02	Continental Tire	West Virginia	W	48-22
12-27-03	Continental Tire	Pittsburgh	W	23-16
12-27-04	MPC Computers	Fresno State	L	ot 34-37
12-30-05	Music City	Minnesota	W	34-31
1-1-08	Gator	Texas Tech	L	28-31
12-31-11	Peach	Auburn	L	24-43
12-28-17	Military	Navy	L	7-49
12-30-18	Belk	South Carolina	W	28-0
12-30-19	Orange	Florida	L	28-36
12-29-21	Fenway	SMU	Canceled	

VIRGINIA TECH (13-21-0)

1-1-47	Sun	Cincinnati	L	6-18
12-10-66	Liberty	Miami	L	7-14
12-14-68	Liberty	Mississippi	L	17-34
1-2-81	Peach	Miami	L	10-20
12-15-84	Independence	Air Force	L	7-23
12-31-86	Peach	NC State	W	25-24
12-31-93	Independence	Indiana	W	45-20
12-30-94	Gator	Tennessee	L	23-45
12-31-95	Sugar	Texas	W	28-10
12-31-96	Orange	Nebraska	L	21-41
1-1-98	Gator	North Carolina	L	3-42
12-29-98	Music City	Alabama	W	38-7
1-4-00	Sugar (BCS Nat. Champ)	Florida State	L	29-46
1-1-01	Gator	Clemson	W	41-20
1-1-02	Gator	Florida State	L	17-30
12-31-02	San Francisco	Air Force	W	20-13
12-26-03	Insight	California	L	49-52
1-3-05	Sugar (BCS)	Auburn	L	13-16
1-2-05	Gator	Louisville	W	35-24
12-30-06	Peach	Georgia	L	31-24
1-3-08	Orange (BCS)	Kansas	L	21-24
1-1-09	Orange (BCS)	Cincinnati	W	20-7
12-31-09	Peach	Tennessee	W	37-14
1-3-11	Orange (BCS)	Stanford	L	40-12
1-3-12	Sugar (BCS)	Michigan	L	ot 20-23
12-28-12	Russell Athletic	Rutgers	W	ot 13-10
12-31-13	Sun	UCLA	L	10-42
12-27-14	Military	Cincinnati	W	35-17
12-26-15	Independence	Tulsa	W	55-52
12-29-16	Belk	Arkansas	W	35-24
12-18-17	Camping World	Oklahoma State	L	21-30
12-31-18	Military	Cincinnati	L	31-35
12-31-19	Belk	Kentucky	L	30-37
12-29-21	Pinstripe	Maryland	L	10-54

WAKE FOREST (11-6-0)

1-1-46	Gator	South Carolina	W	26-14
1-1-49	Dixie	Baylor	L	7-20
12-22-79	Tangerine	LSU	L	10-34
12-31-92	Independence	Oregon	W	39-35
12-25-99	Aloha	Arizona State	W	23-3
12-30-02	Seattle	Oregon	W	38-17
1-2-07	Orange (BCS)	Louisville	L	24-13
12-29-07	Meineke Car Care	Connecticut	W	24-10
12-20-08	EagleBank	Navy	W	29-19
12-30-11	Music City	Mississippi State	L	17-23
12-27-16	Military	Temple	W	34-26
12-29-17	Belk	Texas A&M	W	55-52
12-22-18	Birmingham	Memphis	W	37-34
12-27-19	Pinstripe	Michigan	L	21-27
12-30-20	Duke's Mayo	Wisconsin	L	28-42
12-31-21	Gator	Rutgers	W	34-10
12-23-22	Gasparilla	Missouri	W	27-17

The ACC All-American roster consists of only those players who were first, second or third-team selections on one or more of the All-America teams. Not included are players who received honorable mention recognition.

AFC	American Football Coaches
ALL-B	All-America Board
ALP	All Players
AP	Associated Press
ATH	Athlon
BP	Boston Post
BR	Boston Record
BST	Bill Stern Team
CAA	Bill Cunningham All-America Team
CBS	CBS Sportsline
CD	Collegiate Digest
CFN	College Football News.com
CH	Churchmans
CHP	Charles Parker
CHM	College Humor
CL	Colliers
CNNSI	CNNSI.com
CP	Central Press
CPFW	College & Pro Football Weekly
CSM	College Sports Magazine
CSW	College Sports Writers
DS	Dell Sports
ESPN	ESPN.com
FBD	Football Digest
FC	Football Coaches
FN	Football News
FBW	Football World
FWAA	Football Writers
Fox	FoxSportsNet
GN	Gannett News
Grid	Gridiron Magazine
GR	Grantland Rice
HRT	Hearst Newspapers
HEIS	Heisman
HLM	Helms
HMG	Harper's Magazine
HW	Harry Wismer
IFA	Illustrated Football Annual
INS	International News Service
KDK	Kodak
KR	Knute Rockne
LI	Lindy's
LIB	Liberty
LIFE	Life Magazine
LHB	L.H. Baker
MNK	Frank Menke
NANA	North American Newspaper Alliance
NEA	Newspaper Enterprise America
NW	Newsweek
NYN	New York News
NYS	New York Sun
NYW	New York World
PD	Parke Davis
PDP	Pittsburgh Dispatch
PFF	Pro Football Focus
PFW	Pro Football Weekly
PS	Phil Steele
R	Rivals.com
RED	Red Grange
SC	Scout.com
SH	Scrapps-Howard
SIC	SI.com
SLS	St. Louis Star
SLT	St. Louis Times
Time	Time Magazine
TSN	The Sporting News
UPI	United Press International
US	Universal Sports
USAT	USA Today
WC	Walter Camp
WIL	Williamson
Y	Yahoo Sports

Consensus selection in bold
 *Unanimous selection

BOSTON COLLEGE

1919	Luke Urban, E	BR-2, CHP-3
1920	Luke Urban, E	MNK-1, PDP-1, SLS-1, KN-1, NYW-1, SLT-1, BR-1, CHP-1, WC-2
1920	Cornelius O'Brien, T	BR-2, CHP-3
1920	John Heaphy, C	NYW-1, BR-1
1920	Walter Comerford, E	BR-3
1922	Charles Darling, B	CAA-1
1923	Charles Darling, B	LIB-1, CAA-1
1924	Charles Darling, B	LIB-1
1926	Al Weston, B	CAA-2, CHP-2
1928	Al Weston, B	NYS-2, CAA-2, CHP-2, HRT-2, ALL-B-3
1928	Tom Smith, E	HRT-2
1928	Charles Murphy, E	CAA-1
1928	Warren McGuirk, T	CHP-1, CAA-3
1928	Johnny Dixon, E	HMG-2
1929	Johnny Dixon, E	CAA-2, CHP-3
1931	Harry Downes, C	CAA-3
1933	Flavio Tosi, E	CAA-3
1939	Eugene Goodreault, E	BR-1, WIL-2, CAA-2
1939	Ernie Schwotzer, G	CAA-3
1940	Chet Gladchuck, C	AP-1, NYN-1, BR-1, RED-1, CAA-1, UPI-2
1940	Charlie O'Rourke, BH	RT-1, BR-1, NEA-1, WIL-1AP-2, BST
1940	George Kerr, G	UPI-2, CP-2, INS-2, NYS-2, CAA-2, ALP-3
1940	Eugene Goodreault, E	ALL-B-1, CL-1, BST-1, NYN-1, CSW-1, GR-1, UPI-1, CP-1, INS-1, FN-1, CAA-1, NW-1, HRT-2, NEA-2, WIL-2
1940	Henry Toczywolski, QB	NYS-1, CAA-3
1941	Al Morro, T	CAA-3
1942	Mike Holovac, B	UPI-1, AP-1, N EA-1, NYN-1, CP-1, GR-1, HRT-1, NYS-1, CAA-1, BR-1, BST-1, BP-1, NW-1, FN-1, TSN-2
1942	Don Curriwan, E	INS-1, GR-1, HRT-1, NYS-1, UPI-2, AP-2, CAA-2, BR-2, NEA-3
1942	Gil Bouley, T	TSN-1, FBD-1, UPI-2, CP-2, BST-2, FN-2, NEA-3
1942	Rocco Canale, G	NYN-1, BR-1, BP-1, UPI-2
1942	Fred Naumetz, C	INS-1, NYS-2, BP-2, TSN-3, CP-3, CAA-3
1984	*Doug Flutie, QB	AP-1, WC-1, FW-1, FN-1, TSN-1, UPI-1
1984	Tony Thurman, DB	AP-1, WC-1, UPI-1, KDK-1
1985	Mike Ruth, DL	WC-1, KDK-1, UPI-1, FW-1, FN-1, AP-2, TSN-2
1985	Kelvin Martin, WR	TSN-1
1991	Mark Chmura, TE	FW-1, TSN-2, AP-2, FN-2, UPI-2
1993	Pete Mitchell, TE	TSN-1, SH-1, UPI-1, AP-2
1994	Pete Mitchell, TE	AP-1, WC-1, FW-1, SH-1, TSN-1, UPI-2, FN-2
1994	Stephen Boyd, LB	TSN-1, FN-1, UPI-2
1998	Mike Cloud, RB	FW-1, FC-1, SH-2, FN-2, TSN-3
1998	Doug Brzezinski, G	TSN-1, SH-3
1999	Chris Hovan, DL	CNN-1, FN-2, TSN-3
2000	Pete Zukauskas, G	FC-1, TSN-2
2001	William Green, RB	WC-1, FN-1, TSN-1, FC-1, AP-2, CBS-2
2004	Mathias Kiwanuka, DL	FC-1, CFN-2, CNNSI-2, AP-3
2005	Mathias Kiwanuka, DL	AFC-1, CBS-1, AP-2, CFN-2
2006	Josh Beekman, OL	AP-1, WC-2, CFN-2, R-2, TSN-2
2006	Jeff Smith, SP	CFN-3, R-3
2006	DeJuan Tribble, DB	R-3
2006	Josh Beekman, G	AP-1, WC-2, CFN-2, R-2, TSN-2
2007	Jamie Silva, FS	AP-1, FWAA-1, WC-1, SIC-1, CFN-1, CBS-1, R-3
2007	Matt Ryan, QB	AFC-1, CPFW-1
2007	Gosder Cherilus, T	CBS-1
2008	Mark Herzlich, LB	R-1, AP-3
2008	B.J. Raji, DT	R-2, AP-3
2009	Luke Kuechly, LB	SIC-2
2009	Matt Tennant, C	WC-2
2010	*Luke Kuechly, LB	AP-1, AFCA-1, FWAA-1, WC-1, TSN-1, SIC-1, R-1, CBS-1, CFN-1, SC-1, PFW-1
2010	Montel Harris, RB	CFN-3
2011	Luke Kuechly, LB	AP-1, FWAA-1, WC-1, TSN-1, SIC-1, R-1, CBS-1, CFN-1, SC-1, Fox-1, PS-1, PFW-1
2013	Andre Williams, RB	AFC-1, AP-1, CBS-1, FWAA-1, ESPN-1, USAT-1, SIC-1, TSN-1, PS-1, WC-1
2013	Nate Freese, PK	ESPN-1, FWAA-2, PS-2, LI-2
2016	Harold Landry, DE	AP-2, ATH-2, WC-2
2017	Lucas Denis, S	WC-2
2018	Hamp Cheevers, CB	AFC-1, AP-1, FWAA-1, WC-2
2018	Chris Lindstrom, OG	AFC-2, AP-3
2018	Michael Walker, KR	FWAA-2, TSN-2, WC-2
2019	AJ Dillon, TB	AP-3
2020	Hunter Long, TE	AP-2, TSN-2, FWAA-2
2021	Zion Johnson, OG	WC-1, AP-1, AFC-2
2021	Alec Lindstrom, C	AP-2, TSN-2
2022	Zay Flowers, WR	AP-3

GLENSON

1928	O.K. Pressley, C	NEA-3, HEIS-3
1939	Banks McFadden, QB	AP-1, FC-1, FW-1, NEA-1, CL-1, UPI-3
1940	Joe Blalock, E	Hearst-1, UPI-2
1941	Joe Blalock, E	FN-1, CP-1, UPI-2
1948	Bobby Gage, B	INS-1
1950	Jackie Calvert, B	AP-2
1952	Tom Barton, G	UPI-2
1955	Joel Wells, B	UPI-3
1956	Joel Wells, B	NEA-3
1959	Lou Cordileone, T	AP-1
1966	Wayne Mass, T	DS-1, UPI-2
1967	Harry Olszewski, G	UPI-1, FC-1, FW-1, WC-1, TSN-2, AP-2

1970	Dave Thompson, C	UPI-2
1974	Bennie Cunningham, TE	TE AP-1, UPI-1, FC-1, WC-1
1975	Bennie Cunningham, TE	TSN-1
1977	Joe Bostic, G	FW-1, AP-3, FN-3
1978	Joe Bostic, G	FN-1, AP-2, UPI-2
1978	Jerry Butler, WR	AP-1, TSN-1, WC-1, FN-2
1978	Steve Fuller, QB	AP-3
1979	Jim Stuckey, DT	AP-1, UPI-1, FW-1, TSN-1
1980	Obed Ariri, PK	NEA-2
1981	Jeff Bryant, DT	FN-2
1981	Perry Tuttle, WR	TSN-1, FN-2
1981	Jeff Davis, LB	UPI-1, FC-1, FW-1, WC-1, FN-1, AP-2
1981	Lee Nanney, OT	UPI-2
1981	Terry Kinard, DB	AP-1, FW-1
1982	*Terry Kinard, DB	AP-1, UPI-1, FC-1, FW-1, WC-1, TSN-1, FN-1
1982	William Perry, NG	AP-3
1982	Johnny Rembert, LB	AP-3
1983	William Perry, NG	AP-1, UPI-1, WC-1, FN-2
1983	James Robinson, DT	TSN-2
1983	James Farr, G	AP-3
1984	William Perry, NG	FN-1, WC-1, UPI-1, AP-3
1984	Dale Hatcher, P	TSN-2
1984	Donald Igwebuike, PK	AP-3
1985	Steve Reese, OG	SN-2
1986	Terrence Flagler, RB	FW-1, FN-3, AP-3
1986	John Phillips, G	UPI-1, TSN-2, FN-2
1987	John Phillips, G	AP-2, FN-3
1987	David Treadwell, PK	AP-1, UPI-1, FC-1, WC-1, TSN-1, FN-1
1987	Michael Dean Perry, T	FW-1, TSN-2, FN-2, UPI-2
1987	Donnell Woolford, DB	FC-1, TSN-2, AP-3
1988	Donnell Woolford, DB	UPI-1, FC-1, WC-1, FW-1, TSN-1, AFCA-1, FN-2
1989	Stacy Long, OT	TSN-1, AP-3
1989	Chris Gardocki, PK	AP-3
1990	Stacy Long, OT	AP-1, UPI-1, FC-1, WC-1, TSN-1
1990	Chris Gardocki, PK	AP-2, UPI-2, FN-3
1990	Levon Kirkland, LB	AP-2, UPI-2, FN-3
1991	Job Flesch, G	AP-1, UPI-1, WC-1, FN-1, TSN-2
1991	Levon Kirkland, LB	FC-1, WC-1, TSN-1, UPI-2, FN-2
1991	Rob Bodine, DL	FW-1, AP-2, TSN-2
1992	Stacy Seegars, G	AP-2, UPI-2, FN-3
1993	Stacy Seegars, G	AP-1, WC-1, FN-1, UPI-2
1995	Brian Dawkins, DB	AP-2, TSN-2
1995	Anthony Simmons, LB	AP-3
1996	Anthony Simmons, LB	TSN-1, FN-2, AP-3
1997	Anthony Simmons, LB	AP-1, AFC-1, TSN-1, FN-2
1997	Jim Bundren, OT	FN-2, AP-3, TSN-3
1998	Antwan Edwards, DB	AP-3, FN-3
1999	Keith Adams, LB	FN-1, CBS-2, TSN-3
2000	Keith Adams, LB	TSN-1, WC-1, CNNSI-1, FN-1, AP-1
2000	Kyle Young, C	FN-1, TSN-1
2000	Robert Carswell, DB	TSN-2, AP-3
2001	Kyle Young, C	FN-3, TSN-3
2002	Brian Mance, DB	TSN-4
2004	Leroy Hill, LB	CFN-2, AP-3
2004	Justin Miller, DB	CFN-2, CNNSI-2
2005	Tye Hill, DB	WC-1, AFCA-1, TSN-1, ESPN-1, AP-2
2006	*Gaines Adams, DE	AP-1, AFCA-1, FW-1, WC-1, TSN-1, CBS-1, R-1, CFN-1, CNN-1
2006	Nathan Bennett, G	AP-3
2007	Barry Richardson, T	CFN-1, WC-2
2007	Chris McDuffie, G	TSN-2
2009	*C.J. Spiller, RB-KR	AP-1, FC-1, FW-1, CBS-1, SIC-1, R-1, WC-1, PFW-1
2009	Thomas Austin, G	TSN-3
2009	DeAndre McDaniel, S	FW-1, SIC-2, TSN-3, R-3
2010	*Da'Quan Bowers, DE	AP-1, AFCA-1, FWAA-1, WC-1, TSN-1, SIC-1, R-1, CBS-1, CFN-1, SC-1, PFW-1
2010	DeAndre McDaniel, S	R-3
2011	Dwayne Allen, TE	AP-1, FWAA-1, WC-1, SIC-1, PS-1, CBS-2, PFW-HM
2011	Sammy Watkins, WR-KR	AP-1, Fox-1, R-1, SC-1, PFW-1, PS-2, SIC-HM
2011	Andre Branch, DE	WC-2, CBS-2, SIC-2, R-2, PS-2, AP-3
2012	Tajh Boyd, QB	AFC-1
2012	Dalton Freeman, C	AFC-1, AP-2, Fox-2, WC-2
2012	Sammy Watkins, WR	PFW-1
2012	DeAndre Hopkins, WR	CBS-2, Fox-2, AP-3
2013	Vic Beasley, DE	CBS-1, USAT-1, SIC-1, TSN-1, WC-1, AP-2, FWAA-2, PS-2, LI-2
2013	Sammy Watkins, WR	AFC-1, AP-2, USAT-2, WC-2, CBS-2, LI-2, PS-2
2014	Vic Beasley, DE	FC-1, AP-1, SIC-1, WC-1, ATH-2, CBS-2, FW-2, LI-21, PS-2, USAT-2
2014	Grady Jarrett, DT	ATH-3
2015	Mackensie Alexander, CB	ATH-2, AP-3
2015	*Shaq Lawson, DE	FC-1, AP-1, ATH-1, CBS-1, ESPN-1, FW-1, PS-1, SIC-1, SN-1, USAT-1, WC-1
2015	Greg Huegel, PK	SIC-2
2015	Jayron Kearsse, S	ESPN-1, AP-2, CBS-2, SIC-2
2015	Jordan Leggett, TE	WC-2, PS-3
2015	Deshaun Watson, QB	FC-1, AP-1, ATH-1, CBS-1, ESPN-1, FW-1, PS-1, USAT-1, SIC-2, TSN-2, WC-2
2016	Ben Boulware, LB	AFC-2, CI-2, FW-2, PS-2, USAT-2, WC-2, AP-3, ATH-3
2016	Jordan Leggett, TE	AFC-23, CBS-2, ATH-3, PS-3

2016	Cordrea Tankersley, CB	PFF-1, USAT-1, ATH-2, CI-2, AP-3
2016	Carlos Watkins, DT	CBS-1, AP-2, ATH-2, CI-2
2016	Christian Wilkins, DE	AFC-1, FW-1, PS-1, TSN-2, USAT-2, WC-2, AP-3, ATH-3
2016	Deshaun Watson, QB	AFC-2, AP-2, ATH-2, CI-2, SIC-2, TSN-2, WC-2, PS-3
2016	Mike Williams, WR	PS-2, WC-2, ATH-3
2017	Austin Bryant, DE	FW-1, WC-2, PS-2, AP-3, ATH-4
2017	Tyrone Crowder, G	AP-3
2017	Clelin Ferrell, DE	AP-1, PS-1, ATH-1, FW-2, TSN-2, USAT-2, SIC-2, CBS-2
2017	Mitch Hyatt, T	TSN-1, WC-2, FW-2, AP-2, FC-2, USAT-2, ESPN-2, PS-2, ATH-2
2017	Dexter Lawrence, DT	ATH-4
2017	Dorian O'Daniel, OLB	AP-2, FC-2, SIC-2, ATH-3, PS-4
2017	Christian Wilkins, DT	FC-1, TSN-1, WC-2, AP-2, CBS-2, ATH-2
2018	Travis Etienne, RB	AFC-2, AP-2, FWAA-2, TSN-1, WC-2
2018	Clelin Ferrell, DE	AFC-1, AP-1, TSN-1, WC-1
2018	Mitch Hyatt, OT	AFC-1, AP-1, FWAA-1, TSN-2, WC-1
2018	Tre Lamar, LB	AFC-2
2018	Dexter Lawrence, DT	AFC-1
2018	Treyvon Mullen, DB	AFC-2
2018	Christian Wilkins, DT	AFC-1, AP-1, FWAA-1, TSN-1, WC-1
2019	Travis Etienne, RB	AFC-2, AP-2, FWAA-2, TSN-2, WC-2
2019	Tanner Muse, S	AP-3
2019	Isiah Simmons, LB	AFC-1, AP-1, FWAA-1, TSN-1, WC-1
2019	John Simpson, OG	AFC-1, AP-2, FWAA-1, TSN-1, WC-1
2020	Travis Etienne, AP/RB	AP-1 (AP), TSN-1 (AP), FWAA-1 (AP), AFC-2 (RB), WCFF-2 (RB)
2020	Trevor Lawrence, QB	FWAA-1, AFC-2, WCFF-2, AP-3
2020	Nolan Turner, S	AFC-2
2022	Jeremiah Trotter, Jr., LB	AP-2
2022	Tyler Davis, DL	FWAA-2

DUKE

1932	Fred Crawford, T	AP-2, UPI-2
1933	Fred Crawford, T	AP-1, NEA-1, CL-1
1934	Jack Dunlap, G	LIB-3
1934	Earle Wentz, E	LIB-2
1935	Ace Parker, RB	NEA-2, AP-3, UPI-3, LIB-3
1936	Ace Parker, RB	AP-1, UPI-1, HRT-1, NEA-2, WC-1
1936	Joe Brunansky, T	WIL-3
1937	Elmore Hackney, RB	NEA-2
1937	Walter Lipscomb, G	CHM-3
1938	Dan Hill, C	NEA-1, LIB-1, HRT-1, AP-2, UPI-2, WC-1
1938	Eric Tipton, RB	NEA-3
1939	George McAfee, RB	NEA-2, UPI-2, AP-2
1939	Allen Johnson, G	INS-2, Stern-2, CSW-2
1939	Frank Ribar, G	HRT-2, AP-3
1940	Tony Ruffa, T	LIB-2, WIL-2, AP-2, UPI-3
1941	Steve Lach, HB	NEA-1, CL-1, LIB-1, AP-2, UPI-2, LIFE-2
1941	Mike Karmazin, T	LIFE-2, AP-3
1941	Bob Barnett, C	WIL-3
1942	Bob Gnat, E	FN-1
1943	Pat Preston, T	AP-1, INS-1
1943	Bob Gnat, E	TSN-1, UPI-2, INS-2
1943	Bill Milner, G	AP-1, TSN-1, FC-2, FW-2
1944	Tom Davis, FB	AP-3
1944	Ernie (Bear) Knotts, G	CP-3
1944	Garland Wolfe, G	HW-1
1945	Ernie Knotts, G	FW-2
1945	George Clark, HB	FC-3
1946	Bill Milner, G	AP-1, TSN-1, FC-2, FW-2
1948	Al DeRogatis, T	Chicago Tribune-1
1949	Louis Allen, T	AP-3
1950	Blaine Earon, E	AP-1
1950	Billy Cox, QB	CL-1
1951	Red Smith, HB	CL-1
1952	Ed Meadows, T	CL-1
1953	Ed Meadows, T	FW-1, WIL-1, FBD-1, UPI-2
1953	Bob Burrows, G	AP-3
1957	Wray Carlton, B	INS-2
1957	Roy Hord, T	WIL-1, AP-2, INS-2, UPI-2, NYN-2
1957	Tom Topping, T	FW-1, AP-3, NEA-3
1958	Wray Carlton, B	Grid-1
1959	Mike McGee, G	FW-1, Time-1, Look-1, NEA-2, WIL-2, UPI-3, TSN-3
1960	Tee Moorman, E	FW-1, FN-1, FC-2, NEA-2, UPI-2
1960	Dwight Bumgarner, E	AP-3
1961	Art Gregory, T	AP-3
1962	Jean Berry, G	FW-1, WIL-2, FW-3
1962	Art Gregory, T	AP-2
1963	Jay Wilkinson, HB	FW-1, FC-1, UPI-1, AP-2, WIL-2, NEA-3
1964	Mike Curtis, FB	NEA-3
1966	Bob Matheson, LB	AP-1, TSN-1, Time-1, FBD-2, HLM-2
1970	Dick Biddle, LB	AP-3
1971	Ernie Jackson, DB	KDK-1, FW-1, Grid-1, AP-2
1971	Ed Newman, OG	FN-2
1972	Steve Jones, RB	AP-3
1974	Keith Stoneback, LB	FN-3
1976	Billy Bryan, C	FW-1, WC-1, AP-2
1981	Cedric Jones, WR	AP-2
1982	Chris Castor, WR	AP-2, FN-3
1982	Robert Oxendine, OT	FN-2, AP-3
1983	Ben Bennett, QB	AP-3

1983	Phillip Ebinger, C	FN-3
1986	Mike Junkin, LB	AP-2, TSN-2
1988	Clarkston Hines, WR	FW-1, AP-2, FN-3
1989	Chris Port, OT	FW-1, AP-2, UPI-2
1989	*Clarkston Hines, WR	AP-1, UPI-1, FW-1, FC-1, WC-1
1994	Matt Williams, OT	UPI-2
1994	Robert Baldwin, RB	AP-3
1994	Ray Farmer, DB	AP-3
2000	Brian Morton, P	FW-1, TSN-1, AP-2
2006	John Talley, CB	TSN-1
2008	Michael Tauillilli, LB	WC-2, AP-3
2009	Vince Oghobaase, DT	TSN-3
2010	Will Snyderwine, PK	AFC-1, WC-2
2011	Matt Daniels, S	WC-2, R-3, Y-3
2013	Jamison Crowder, WR	FWAA-2, PS-2, SIC-2
2013	Jeremy Cash, S	USAT-2
2013	DeVon Edwards, KR	WC-2
2014	Laken Tomlinson, G	AP-1, SIC-1, WC-1, ATH-2, TSN-2, USAT-2, LI-3, PS-3
2014	Jeremy Cash, S	FW-2, PS-2, WC-2
2014	Jamison Crowder, WR	LI-1
2015	*Jeremy Cash, S	FW-1, AP-1, ATH-1, CBS-1, ESPN-1, FW-1, PS-1, SIC-1, TSN-1, USAT-1, WC-1, USAT-2, PS-4
2015	Matt Skura, C	USAT-2, PS-4
2017	Mark Gilbert, CB	ATH-4
2017	Joe Giles-Harris, LB	WC-2, CBS-2, PFF-2, PS-3
2019	Noah Gray, TE	WC-2

FLORIDA STATE

1962	Gene McDowell, LB	AP-3
1964	Fred Biletnikoff, WR	AP-1, FW-1, NEA-1, FN-1, UPI-2, AFC-2, WC-1
1966	Del Williams, OG	AP-2
1967	Kim Hammond, QB	AP-2, UPI-2
1967	Ron Sellers, WR	AP-1, AFC-1, NEA-1, FN-1, UPI-2, FW-2
1968	Ron Sellers, WR	AP-1, AFC-1, FN-1, TSN-1, Time-1, UPI-2, NEA-2, FWA-2
1968	Dale McCuller, LB	NEA-1, AP-3
1971	Rhett Dawson, WR	AP-3
1972	Gary Huff, QB	AFC-1, Grid-1, Time-1, CPFW-1, FN-2, UPI-2
1972	Barry Smith, WR	AFC-1, AP-2, UPI-2, US-2, FN-3
1972	James Thomas, DB	Time-1, CPFW-1, US-1
1976	Gil Wesley, C	FN-3
1978	Willie Jones, DE	UPI-2
1978	Ron Simmons, MG	FN-3
1979	Jackie Flowers, WR	UPI-2, FN-2
1979	Ron Simmons, MG	AP-1, UPI-1, WC-1, FN-1, KDK-1, WC-1
1979	Monk Bonasorte, DB	AP-3
1979	Scott Warren, DE	CH-1
1979	Gil Wesley, C	CH-1
1980	Monk Bonasorte, DB	FN-2
1980	Bobby Butler, DB	NEA-1, AP-3
1980	Reggie Herring, LB	AP-2
1980	Ken Lanier, OT	AP-2
1980	Ron Simmons, MG	UPI-1, KDK-1, TSN-1, FN-3
1980	Rohn Stark, P	KDK-1, UPI-1, TSN-1, FW-1, FN-3
1981	Rohn Stark, P	TSN-1, NEA-1, UPI-2, AP-2
1983	Greg Allen, RB	UPI-1, WC-1, FN-2, AP-3
1983	Alphonso Carreker, DL	FN-3
1984	Greg Allen, RB	WC-1, FN-1, UPI-2, AP-3
1984	Jamie Dukes, OG	FN-2
1985	Jamie Dukes, OG	WC-1, FW-1, UPI-2, AP-2, FN-3
1986	Deion Sanders, DB	TSN-1, AP-3
1987	Pat Carter, TE	TSN-1, AP-2, UPI-2
1987	Paul McGowan, LB	AP-1, TSN-1, FN-1
1987	*Deion Sanders, DB	AP-1, UPI-1, FWA-1, TSN-1, FN-1, WC-1, KDK-1, SH-1
1987	Derek Schmidt, PK	UPI-2, AP-3
1987	Pat Tomberlin, OT	AP-3
1988	*Deion Sanders, DB	AP-1, UPI-1, FW-1, TSN-1, FN-1, WC-1, KDK-1
1988	Odell Haggins, NG	AP-2
1988	Pat Tomberlin, OT	AP-2, UPI-2, TSN-2, FN-2, WC-1
1989	LeRoy Butler, CB	AP-1, UPI-1, WC-1
1989	Odell Haggins, NG	KDK-1, WC-1, UPI-2, FN-2
1989	Michael Tanks, C	AP-1, FW-1, UPI-2
1989	Eric Hayes, DT	FN-3
1990	Terrell Buckley, DB	AP-2, TSN-2, FN-2
1990	Lawrence Dawsey, WR	AP-1, FW-1, TSN-2, FN-3
1990	Marvin Jones, LB	AP-3
1991	*Terrell Buckley, DB	AP-1, UPI-1, KDK-1, FW-1, WC-1, TSN-1, FN-1, SH-1
1991	Marvin Jones, LB	AP-1, UPI-1, FW-1, WC-1, TSN-1, SH-1, FN-3
1991	Casey Weldon, DB	WC-1, FN-1, SH-1, AP-2, TSN-2
1991	Amp Lee, RB	FN-3, WC-1
1992	*Marvin Jones, LB	AP-1, UPI-1, FW-1, KDK-1, WC-1, TSN-1, SH-1, FN-1, CPFW-1
1992	Tamarick Vanover, KR	SN-1, CPFW-1
1992	Corey Sawyer, DB	AP-2, FN-2
1992	Charlie Ward, QB	TSN-2, AP-3
1992	Robert Stevenson, OT	FN-2
1993	*Charlie Ward, QB	AP-1, UPI-1, FW-1, KDK-1, WC-1, TSN-1, SH-1, FN-1
1993	*Derrick Brooks, LB	AP-1, UPI-1, FW-1, SH-1, KDK-1, WC-1
1993	Corey Sawyer, DB	WC-1, UPI-1, TSN-1, FN-1, AP-2

1993	Derrick Alexander, DL	FW-1, UPI-2, AP-3
1993	Tamarick Vanover, KR	TSN-2
1994	Derrick Brooks, LB	WC-1, KDK-1, SH-1, UPI-2
1994	Clifton Abraham, DB	AP-1, UPI-1, WC-1, KDK-1, FN-1
1994	Derrick Alexander, DL	AP-1, WC-1, UPI-2, TSN-2
1994	Clay Shiver, C	FW-1, SH-1, AP-2
1994	Kez McConvey, WR	UPI-1
1995	Clay Shiver, C	FW-1, FC-1, TSN-1, AP-2, FN-2, UPI-2
1995	Danny Kanel, QB	FN-2
1995	Warrick Dunn, RB	FN-3
1996	Peter Boulware, DE	AP-1, TSN-1, FW-1, FN-1
1996	Reinard Wilson, DE	AP-1, FW-1, WC-1, FCA-1, FN-2, TSN-2
1996	Warrick Dunn, RB	FW-1, AP-2, FN-3
1996	Walter Jones, OT	AP-2
1997	Andre Wadsworth, DE	AP-1, FN-1, WC-1, TSN-1, AFC-1
1997	Sam Cowart, LB	AP-1, FN-1, FW-1, TSN-1
1997	Kevin Long, C	AFC-1, AP-3, FN-3
1997	E.G. Green, WR	AP-2, FN-2
1997	Tra Thomas, OT	AP-2
1997	Daryl Bush, LB	AP-3
1997	Thad Busby, WR	AP-3
1997	Samari Rolle, DB	AP-3
1998	Sebastian Janikowski, PK	AP-1, FW-1, TSN-1, FBD-1
1998	Peter Warrick, WR	AP-1, WC-1, TSN-1, FBD-1, FN-2
1998	Corey Simon, DL	AP-1, FN-2
1998	Jason Whitaker, OL	FW-1, AP-3
1998	Lamont Green, LB	TSN-2
1999	*Peter Warrick, WR	FN-1, FW-1, CBS-1, FBD-1, WC-1, TSN-1, AFC-1, CWN-1
1999	*Sebastian Janikowski, PK	FN-1, FW-1, FBD-1, WC-1, TSN-1, AFC-1, CWN-1, CBS-1
1999	Corey Simon, DL	CNN-1, FW-1, CBS-1, FBD-1, WC-1, TSN-1, AFC-1, FN-2
1999	Jason Whitaker, OL	FN-1, CBS-1, WC-1, AFC-1, TSN-2
2000	*Jamal Reynolds, DE	AP-1, WC-1, FC-1, TSN-1, FW-1, CWN-1, FN-1
2000	Marvin Minnis, WR	AP-1, FN-1, TSN-1, FC-1, CWN-1, FN-1
2000	Chris Weinke, QB	FN-1, CWN-1, AP-2, TSN-2
2000	Tay Cody, DB	TSN-1, FC-1, AP-2, FN-2
2000	Tarlos Thomas, OT	WC-1
2000	Chris Hope, DB	TSN-2
2000	Tommy Polley, LB	TSN-3, FN-3
2002	Brett Williams, OT	FC-1, TSN-1, CFN-1, AP-2, CWN-1, FN-2
2002	Alonzo Jackson, DE	CFN-2
2002	Montrae Holland, OG	AP-3, TSN-3, CWN-1, FN-2
2003	Alex Barron, OT	AP-1, FW-1, WC-1, CWN-2, CFBN-2
2003	Darnell Dockett, DT	CFBN-1, CWN-2, TSN-2, AP-3
2003	Michael Boulware, LB	AP-3
2003	Craphonso Thorpe, WR	AP-3
2004	*Alex Barron, OT	AP-1, FW-1, WC-1, TSN-1, FC-1, CFN-1, ESPN-1, CBS-1, CWN-1, FN-2
2004	Travis Johnson, DL	ESPN-1, CBS-1, CFN-2, AP-3
2004	Ernie Sims, LB	ESPN-1
2005	Brodrick Buckley, DL	FW-1, TSN-2, AP-3
2006	Buster Davis, LB	AFC-1, TSN-2, WC-2, R-3
2007	Gary Cismesia, PK	TSN-2, SIC-2, CFN-3
2008	Graham Gano, PK	R-1, CBS-1, WC-2, AP-2, SIC-2
2008	Michael Ray Garvin, DB/KR	TSN-1
2008	Myron Rolle, DB	AP-3
2009	Rodney Hudson, G	FW-1, SIC-1, AP-2, R-2
2009	Greg Reid, S-PR	TSN-3, R-3
2010	*Rodney Hudson, G	AP-1, AFC-1, FWAA-1, WC-1, TSN-1, SIC-1, R-1, CBS-1, CFN-1, SC-1
2010	Brandon Jenkins, DE	R-2, SC-2
2010	Xavier Rhodes, CB	CFN-3
2011	Shawn Powell, P	AFC-1, WC-1, R-1, Fox-2, AP-3
2012	Bjoern Werner, DE	AFC-1, AP-1, WC-1, FWAA-1, CBS-1, Fox-1, PFW-1, SIC-2
2012	Dustin Hopkins, P	WC-1, Fox-1, CBS-1, ESPN-1, PFW-1, AP-2, SIC-2
2012	Xavier Rhodes, CB	Fox-2
2013	Jameis Winston, QB	AP-1, CBS-1, ESPN-1, FWAA-1, USAT-1, SIC-1, TSN-1, PS-1, LI-1, WC-2
2013	*Lamarcus Joyner, CB	AFC-1, AP-1, ESPN-1, FWAA-1, LI-1, PS-1, USAT-1, SIC-1, TSN-1, WC-1, CBS-2
2013	Bryan Stork, C	AP-1, ESPN-1, FWAA-1, LI-1, PS-1, SIC-2, WC-2, CBS-3
2013	Roberto Aguayo, PK	AP-1, CBS-1, LI-1, SIC-1, USAT-1, WC-3, PS-3
2013	Cameron Erving, T	USAT-1, SIC-1, TSN-1, AP-2, CBS-2, LI-2, WC-2, PS-3
2013	Timmy Jernigan, DT	ESPN-1, AP-2, CBS-2, FWAA-2, PS-2, SIC-2, USAT-2, LI-3
2013	Terrance Brooks, S	CBS-1, LI-1, ATH-1
2013	Nick O'Leary, TE	CBS-3, LI-3, PS-4
2013	Telvin Smith, LB	SIC-2, PS-3
2014	Roberto Aguayo, PK	FC-1, AP-1, TSN-1, CBS-1, SIC-1, USAT-1, WC-1, ATH-1, LI-1, FW-2, PS-2
2014	Cameron Erving, C-T	CBS-1, LI-1, ATH-1
2014	Rashad Greene, WR	PS-1, LI-1, AP-2, ATH-2, FW-2, SIC-2
2014	Tre' Jackson, G	FC-1, AP-1, FW-1, TSN-1, WC-1, ATH-1, CBS-1, PS-1, SIC-1, LI-2, USAT-2
2014	Nick O'Leary, TE	FC-1, AP-1, CBS-1, WC-1, USAT-1, PS-1, ATH-1, LI-1, SIC-1, FW-2, TSN-2
2014	Ronald Darby, CB	CBS-2

2014	Josue Matias, G	CBS-2
2014	Jalen Ramsey, S	USAT-1, AP-2, ATH-2, FW-2, LI-2, PS-2, SIC-2, TSN-2
2014	P.J. Williams, CB	USAT-2, LI-3
2014	Eddie Goldman, DT	AP-3, ATH-3, LI-3, PS-3, SIC-3
2015	Roberto Aguayo, PK	CBS-1, TSN-1, USAT-2
2015	Dalvin Cook, RB	ATH-1, FW-1, PS-1, SIC-1, AP-2, CBS-2, TSN-2
2015	Jalen Ramsey, CB	FC-1, ATH-1, ESPN-1, WC-1, AP-2, CBS-2 FW-2, PS-2, TSN-2, USAT-2
2015	Roderick Johnson, T	TSN-2, USAT-2, PS-4
2016	Dalvin Cook, RB	AFC-1, AP-1, ATH-1, CBS-1, CI-1, ESPN 1
2016	Roderick Johnson, T	WC-12, AFC-2, SIC-2, TSN-2, PS-3
2016	Tarvarus McFadden, CB	FW-1, PS-1, AFC-2, WC-2
2016	DeMarcus Walker, DE	AFC-1, ATH-1, TSN-1, USAT-1, WC-1
2017	Derwin James, S	FW-1, USAT-1, CBS-1, PS-1, FW-2, AP-2
2021	Jermaine Johnson II, DE	AP-2, AFCA-2, FWAA-2, WC-2

GEORGIA TECH

1916	George (Pup) Phillips, C	WC-3
1916	Everett Strupper, RB	NEA-1
1917	Everett Strupper, RB	MNK-1, NEA-1, WC-1, INS-2
1917	Walker Carpenter, T	MNK-1, WC-1
1917	Joe Guyon, RB	WC-1, NEA-2
1917	Judy Harlan, FB	WC-1
1917	Albert Hill, QB	WC-1, INS-2
1918	Joe Guyon, RB	MNK-1
1918	Ashel (Bum) Day, C	WC-1
1918	Bill Fincher, E	MNK-1, WC-2
1918	Ralph Flowers, FB	WC-2
1920	Bill Fincher, E	WC-1
1920	Ralph Flowers, FB	INS-3
1921	David (Red) Barron, FB	INS-3, WC-3
1921	Judy Harlan, FB	NEA-3, FBW-3
1922	David Barron, FB	WC-2, MNK-2
1924	Walter Godwin, G	INS-3
1924	Doug Wyckoff, FB	GR-2
1925	Walter Godwin, G	INS-2
1925	Doug Wyckoff, FB	UP-2, INS-3
1928	Warner Mizell, RB	NANA-1, INS-1, AP-2, UPI-2, NEA-2, CP-2
1928	Roy Lumpkin, HB	NEA-3
1928	Peter Pund, C	GR-1, UPI-1, NEA-1, INS-1, NANA-2, CP-2, AP-3, WC-1
1928	Frank Speer, T	AP-1
1930	Vance Maree, T	INS-3
1937	Bill Jordan, E	AP-2, INS-2, NEA-3
1938	Jack Chivington, G	HRT-2
1939	Bob Ison, E	HRT-1, CP-3, NEA-3
1940	Bob Ison, E	UPI-3
1942	Clint Castleberry, HB	UPI-2, INS-2, NEA-2, TSN-3, AP-3
1942	Harvey Hardy, G	UPI-1, NEA-1, CP-1, NW-1, AP-2
1942	Ed Ryckele, G	FN-2
1943	George Manning, C	TSN-2
1943	George Prokop, HB	AP-2, UPI-2, TSN-2, CP-2, INS-2, FBD-2
1943	John Steber, G	AP-1, INS-1, UPI-2, TSN-2
1944	Frank Broyles, HB	FW-2
1944	Luke Bowen, G	Stars & Stripes-1
1944	Phil Tinsley, E	AP-1, TSN-1, NEA-1, CP-1, GR-1, UPI-2, FW-2, FBD-2
1946	Paul Duke, C	AP-1, UPI-1, NEA-1, WC-1, CL-1, AFCA-1
1947	Bob Davis, T	UPI-1, NEA-1, INS-1, KDK-1, CL-1, TSN-1, FW-1
1948	George Brodnax, E	CL-1
1948	Glen Healy, G	NEA-1, INS-1, TSN-1, FW-1
1951	Ray Beck, G	AP-1, NEA-1, FW-1, CL-1
1951	Lamar Wheat, DT	INS-1
1952	Hai Miller, T	UPI-1, NEA-1, TSN-1, FW-1, WC-1
1952	Leon Hardeman, HB	INS-1, TSN-1, NEA-2, UPI-2
1952	Buck Martin, E	CL-1
1952	George Morris, LB	NEA-1, FW-1, AP-2
1952	Bobby Moorehead, DB	AP-1, INS-1
1952	Pete Brown, C	AP-1, NEA-2
1953	Larry Morris, C	AP-1, UPI-1, CL-1, TSN-1, INS-2, WC-1
1954	Larry Morris, C	UPI-2
1954	Franklin Brooks, G	UPI-3
1955	Franklin Brooks, G	UPI-3
1956	Alan Ecker, G	UPI-2, NEA-2
1956	Don Stephenson, C	FW-1, Look-1, AP-2, UPI-3, NYN-3
1957	Don Stephenson, C	UPI-1, TSN-1, NYN-1, INS-2, AP-2
1959	Maxie Baughan, C	AP-1, UPI-1, AFCA-1, FN-1, TSN-1, WC-1
1962	Rufus Guthrie, G	AFCA-1, FW-1, FN-1, NEA-2, AP-2, UPI-2, TSN-3
1962	Billy Lothridge, QB	FN-1, UPI-3
1962	Mike McNames, FB	NEA-3
1962	Dave Watson, G	FN-1, UPI-3
1963	Billy Lothridge, QB	AP-1, FW-1, UPI-2
1963	Billy Martin, E	NEA-1, TSN-1, UPI-2
1964	Gerry Bussell, DB	TSN-1
1965	Bill Curry, C	AFCA-2
1966	Jim Breland, C	AP-1, UPI-1, NEA-1, AFCA-1, FN-1, CP-1, WC-1
1966	Lenny Snow, FB	FW-1, FN-2
1969	Rock Perdoni, DT	AP-3
1970	Rock Perdoni, DT	AP-1, UPI-1, AFCA-1, FW-1, TSN-1, CP-1, WC-1
1971	Smylie Gebhart, DE	AP-1

1972	Randy Rhino, DB	FW-1, AP-2
1973	Randy Rhino, DB	UPI-1, AFCA-1, WC-1
1974	Randy Rhino, DB	WC-1, AP-2, UPI-2
1975	Leo Tierney, C	AP-3
1976	Leo Tierney, C	UPI-2, AP-3
1977	Lucius Sanford, LB	AFCA-1, TSN-1, AP-2
1978	Eddie Lee Ivery, RB	AP-2, UPI-2
1978	Don Bessillieu, DB	TSN-1
1984	Robert Lavette, RB	FN-3
1985	Pat Swilling, LB	FW-1, UPI-2, TSN-2, FN-3
1985	John Davis, OT	TSN-1, FN-2
1986	John Davis, OT	SH-1, UPI-2
1987	Riccardo Ingram, DB	UPI-2
1989	Ken Swilling, DB	AP-3
1990	*Ken Swilling, DB	AP-1, UPI-1, AFCA-1, WC-1, TSN-1, FN-1
1990	Marco Coleman, LB	SH-1
1991	Willie Clay, DB	AP-2, UPI-2, TSN-2, FN-2
1991	Marco Coleman, LB	FW-1, SH-1, AP-2, UPI-2, FN-2, TSN-2
1992	Coleman Rudolph, DT	WC-1, TSN-1, SH-1, FN-2, AP-2
1992	Scott Sisson, PK	WC-1, AP-2, TSN-2, FN-2
1994	Jason Bender, P	AP-3, CSM-3
1996	Curtis McGee, OT	FN-3
1997	Rodney Williams, P	FN-3
1998	Craig Page, C	AP-1, TSN-1, FW-1, FN-2
1999	Jon Carman, OT	TSN-2, FN-3, CBS-2
1999	Joe Hamilton, QB	FN-1, FW-1, WC-1, CBS-1, AFC-1, CNN-1, FBD-1, TSN-2
2000	Chris Brown, OT	FW-1, WC-1, CUNSI-1, FC-1, FN-1, AP-1
2001	Greg Gathers, DE	FN-2, TSN-2
2003	Keyaron Fox, LB	CNN-2
2003	Hugh Reilly, C	CNN-2
2005	Calvin Johnson, WR	AFCA-1, AP-2, TSN-2, CFN-2
2006	*Calvin Johnson, WR	AP-1, AFCA-1, CFB-1, CNN-1, CBS-1, WC-1, R-1, TSN-1, FWAA-1
2006	Durant Brooks, P	AP-2, CFN-2, CNN-2, WC-2
2006	Phillip Wheeler, LB	R-2
2007	Durant Brooks, P	ESPN-1, CFN-1, R-1, SIC-1, CPWF-1
2007	Vance Walker, DT	AP-2, WC-2
2008	Morgan Burnett, DB	CPWF-1, R-2, SIC-2, TSN-3
2008	Michael Johnson, DE	FC-1
2008	Jonathan Dwyer, AP	CPWF-1
2009	Derrick Morgan, DE	AP-1, FW-1, PFW-1, SIC-2, TSN-2, WC-2 R-2
2009	Cord Howard, G	CBS-2, R-3
2009	Demaryius Thomas, WR	R-3, AP-3
2011	Omoregie Uzzi, G	SIC-2, R-3
2012	Omoregie Uzzi, G	CBS-3
2013	Jeremiah Attaochu, DE	AP-3, CBS-3, PS-4
2014	Shaquille Mason, G	USAT-1, FW-2, PS-2, AP-3, ATH-3, SIC-3
2020	*Pressley Harvin III, P	AP-1, FWAA-1, WCFE-1, TSN-1, AFCA-1
2021	Jahmyr Gibbs, AP	AP-2

LOUISVILLE

1949	Tom Lucia, RB	AP-1
1957	Lenny Lyles, RB	AP-1
1963	Ken Kortas, T	DS-1
1972	Tom Jackson, LB	WC-1, FN-3
1972	Howard Stevens, RB	AP-2, FN-2, UPI-2, WC-2
1979	Otis Wilson, LB	TSN-1
1990	Mark Zander, LB	AP-3
1992	Ray Buchanan, AP	FN-2
1993	Anthony Bridges, CB	AP-2, FN-2, UPI-2
1994	Roman Oben, T	GN-1
1995	Roman Oben, T	CSM-2, FN-1
1995	Tyrus McCloud, LB	TSN-2, AP-3
1995	Samie Asher, FB	FN-1, UPI-1
1995	Sam Madison, CB	AP-3, CSM-3
1996	Sam Madison, CB	FN-1, GN-3
1998	Ibn Green, TE	FN-2, TSN-2, AP-3
1999	Ibn Green, TE	AFCA-1, FN-2, TSN-2
2000	Anthony Floyd, S	WC-1, AP-2, FN-2
2001	Dewayne White, DE	CFN-2, FN-3, TSN-3
2002	Broderick Clark, WR	CFN-2
2004	Travis Leflew, T	AP-3
2005	*Elvis Dumervil, DE	AFCA-1, AP-1, WC-1, SIC-1, CFN-1
2006	Art Carmody, PK	AP-2
2006	Amobi Okoye, DT	AP-2
2006	Kurt Quarterman, C	AP-3
2007	Harry Douglas, WR	AP-2
2008	Vic Anderson, RB	CFN-2
2010	Hakeem Smith, S	R-1
2010	Johnny Patrick, CB	PS-3
2011	Teddy Bridgewater, QB	CBS-1, Y-1
2013	Marcus Smith, DE	FWAA-1, PS-1, WC-2, USAT-2, AP-3, CBS-3
2014	*Gerod Holliman, S	FC-1, AP-1, ATH-1, CBS-1, FW-1, LI-1, PS-1, SIC-1, TSN-1, USAT-1, WC-1
2016	*Lamar Jackson, QB	FW-1, PFF-1, AP-1, ATH-1, CBS-1, CI-1, ESPN-1, FC-1, SIC-1, SN-1, PS-1, USAT-1, WC-1
2016	Jaire Alexander, CB	PFF-2
2016	Stacy Thomas, LB	PFF-1
2017	Lamar Jackson, QB	TSN-1, WC-2, FW-2, AP-2, USAT-2
2019	Mekhi Becton, OT	TSN-2

MIAMI

1950	Al Carapella, T	AP-1
1951	Jim Dooley, HB	AP-1
1952	Nick Chickillo, G	AP-1
1954	Frank McDonald, E	TSN-1
1956	Don Bosseler, FB	AP-1
1959	Fran Curci, QB	AP-1
1960	Bill Miller, WR	TSN-1
1961	Bill Miller, WR	AP-1, UPI-1, TSN-1, FW-1
1962	George Mira, QB	AFCA-2, AP-1, FWAA, SN-2
1963	George Mira, QB	FWAA-1, AP-1
1963	Dan Connors, T	TSN-1
1965	Ed Weisacosky, DE	1965
1966	Ted Hendricks, DE	NEA-2
1966	Tom Beier, DB	AP-1, UPI-1, NEA-1, FW-1, AFCA-1
1967	*Ted Hendricks, DE	AP-1, CP-1, FC-1, FW-1, NEA-1, UPI-1
1968	*Ted Hendricks, DE	AP-1, UPI-1, FW-1, TSN-1, NEA-1, FN-1, WC-1
1971	Harold Sears, LB	AP-1
1972	Chuck Foreman, RB	TSN-1
1972	Burgess Owens, DB	TSN-1, Time-1
1972	Tony Cristiani, MG	NEA-1
1973	Tony Cristiani, MG	WC-1, FW-1
1974	Rubin Carter, MG	UPI-1, KDK-1
1974	Dennis Harrah, OT	TSN-1, Time-1
1976	Eddie Edwards, DT	TSN-1
1977	Don Latimer, MG	TSN-1
1978	Don Smith, DT	KDK-1, TSN-1
1980	Jim Burt, MG	NEA-1
1981	Fred Marion, DB	FN-1, UPI-1, KDK-1
1981	Danny Miller, K	FN-1
1981	Lester Williams, DT	WC-1, KDK-1
1983	Jay Brophy, LB	FN-1
1984	Eddie Brown, WR	AP-1, KDK-1, UPI-1
1985	Willie Smith, TE	WC-1, KDK-1, AP-1
1986	*Jerome Brown, DT	AP-1, UPI-1, WC-1, KDK-1, FC-1, FW-1
1986	*Vinny Testaverde, QB	AP-1, TSN-1, KDK-1, WC-1, FC-1, FW-1
1986	Bennie Blades, DB	AP-1, KDK-1
1987	*Bennie Blades, DB	AP-1, WC, KDK-1, UPI-1
1987	*Daniel Stubbs, DE	AP-1, UPI-1, WC-1, FW-1
1988	Cleveland Gary, RB	FN-1
1988	Bill Hawkins, DE	ESPN-1, KDK-1, WC-1
1988	Steve Walsh, QB	AP-1, FW-1, ESPN-1
1989	Greg Mark, DE	AP-1, KDK-1
1990	Maurice Crum, LB	AP-1, WC-1, FN-1
1990	*Russell Maryland, DT	AP-1, UPI-1, KDK-1, WC-1
1991	Carlos Huerta, PK	AP-1, WC-1, FN-1, TSN-1
1991	Leon Searcy, OT	FW-1, TSN-1, FN-1, AP-1
1991	Darrin Smith, LB	FN-1, AP-2
1991	Darryl Williams, FS	AP-1, KDK-1, WC-1
1991	Kevin Williams, WR/KR	TSN-1
1992	Darrin Smith, LB	UPI-1
1992	Michael Barrow, LB	WC-1, FN-1, UPI-1
1992	*Gino Torretta, QB	FN-1, WC-1, AP-1, KDK-1
1992	Ryan McNeil, DB	FN-1, WC-1, AP-1, KDK-1
1993	Kevin Patrick, DE	AP-1, KDK-1
1994	C.J. Richardson, S	AP-1
1994	*Warren Sapp, DT	AP-1, FN-1, FW-1, FC-1, TSN-1, WC-1, UPI-1
1995	Ray Lewis, LB	AP-1
1996	K. C. Jones, C	AP-1
1999	Richard Mercier, OG	TSN-1
1999	Daniel (Bubba) Franks, TE	TSN-1, FN-1
2000	*Dan Morgan, LB	AP-1, FN-1, FW-1, TSN-1, WC-1
2000	Santana Moss, WR	AP-1, TSN-1
2000	Joaquin Gonzalez, DT	FW-1, FN-2
2000	Bryant McKinnie, OT	FN-1
2000	Edward Reed, SS	FW-1, FN-1, TSN-1, FC-1
2001	Joaquin Gonzalez, OT	FW-1, CNN-1, FN-2
2001	Brett McKinnie, OT	AP-1, TSN-1, CBS-1
2001	Edward Reed, SS	FW-1, FN-1, TSN-1, FC-1
2001	Brett Romberg, C	CBS-1
2001	Jeremy Shockey, TE	CNN-1, CBS-2, AP-2, TSN-4
2001	Todd Sievers, K	CNN-1, TSN-2, AP-2
2001	Phillip Buchanon, CB	ABC-1, CBS-1, AP-2
2001	Joaquin Gonzalez, TE	CBS-2, FN-3
2001	Ken Dorsey, QB	AP-2, TSN-4
2001	Clinton Portis, RB	AP-3
2001	Martin Bilba, T	AP-3
2001	Jerome McDougle, DE	AP-3
2001	William Joseph, DT	AP-3
2002	Ken Dorsey, QB	FC-1, WC-1, AP-3, TSN-3
2002	Jerome McDougle, DE	FC-1, AP-2, TSN-2
2002	Andre Johnson, WR	AP-3
2002	William Joseph, DT	AP-3
2002	Kellen Winslow, TE	AP-2, TSN-2
2002	Jonathan Vilma, LB	CFN-2, TSN-3
2002	Willis McGahee, RB	AP-1, FC-1, FW-1, CNN-1, WC-1, CFN-2
2002	Brett Romberg, C	AP-1, FC-1, FW-1, CNN-1, CFN-1, TSN-2
2003	*Kellen Winslow, TE	AP-1, FW-1, TSN-1, WC-1, FC-1, CNN-2
2003	*Sean Taylor, DB	AP-1, FW-1, CNN-1, TSN-1, CFN-1, WC-1
2003	Jonathan Vilma, LB	WC-1, FC-1, AP-2, CNN-2
2003	Ryne Robinson, PR	CFN-1
2003	Vernon Carey, OL	AP-3, CFN-3
2003	D.J. Williams, LB	TSN-2, AP-3

2003	Antrel Rolle, DB	AP-3
2003	Vince Wilfork, DT	CFN-3
2004	*Antrel Rolle, DB	AP-1, FW-1, WC-1, TSN-1, FC-1, CFN-1
		CNNSI-1
2004	Devin Hester, KR	WC-1, TSN-1, CFN-2
2005	Eric Winston, OT	AFCA-1, CBS-1, WC-1, CNN-1, CFN-1, AP-2
2005	Kelly Jennings, DB	CNN-1, CBS-1, AP-2, CFN-2
2005	Brandon Merrifield, DB	FW-1, CFN-2, TSN-2
2005	Orien Harris, DL	AP-2
2006	Kenny Phillips, DB	R-3
2007	Kenny Phillips, DB	TSN-2, AP-3, R-3, CFN-3
2009	Brandon Harris, CB	SIC-2, AP-3
2010	Orlando Franklin, T	CFN-3
2010	Leonard Hankerson, WR	R-3
2011	Sean Spence, LB	Fox-2, SC-2
2012	Duke Johnson, SP	WC-2, CBS-3
2013	Pat O'Donnell, P	USAT-2, SIC-2
2013	Denzel Perryman, LB	PS-4
2014	Denzel Perryman, LB	ATH-2, CBS-2, AP-3, LI-3, PS-3, SIC-3
2014	Clive Walford, TE	ATH-2, AP-3, PS-3, SIC-3
2014	Duke Johnson, RB	ATH-3
2017	Jaquan Johnson, S	FC-2, SIC-2, CBS-2, ATH-4
2018	Gerald Willis, DT	AP-2, FWAA-2
2019	Gregory Rousseau, DE	FWAA-2, TSN-2
2020	*Jose Borregales, PK	AP-1, TSN-1, AFCA-1, FWAA-1, WCFF-1
2020	Lou Hedley, P	AP-2, TSN-2
2020	Jaelen Phillips, DE	AFCA-1, AP-2, FWAA-2, WCFF-2
2022	Kam Kinchens, S	AP-1, TSN-1

NORTH CAROLINA

1929	Ray Farris, G	NEA-2, AP-3
1933	George Barclay, G	AP-3, CP-3
1934	George Barclay, G	AP-1, GR-1, CD-1, IFA-1, WC-1, HRT-1, NEA-1
		WIL-1, INS-1, UPI-2, CP-2
1935	Don Jackson, RB	AP-2, CP-2, NEA-2
1936	Andy Bershak, E	AP-2, WIL-3
1937	Andy Bershak, E	CSW-1, GR-1, CP-1, NEA-1, IFA-1, UPI-2
		INS-3, AP-3
1938	Steve Maronic, T	CP-1, NW-2, UPI-2, NEA-2, AP-3
1939	George Stirnweiss, B	CP-2, NEA-3
1939	Jim Lalanne, B	INS-2, BST-2, NEA-3
1939	Paul Severin, E	AP-1, WIL-1, NEA-1, NW-1, NYN-1, CL-1, CSW-1
1940	Paul Severin, E	CP-2, INS-2, BST-2, UPI-2
		BST-3
1943	Ray Poole, E	BST-3
1946	Charlie Justice, RB	UPI-2, NEA-2, AP-3, Grid-2, AFCA-3
1947	Charlie Justice, RB	AP-2, NEA-2, INS-3, CP-3
1948	Charlie Justice, RB	AP-1, NEA-1, UPI-1, AFCA-1, INS-1, CP-1
		WIL-1, TSN-1, BST-1, FBD-1, NYN-1, FW-2
1948	Art Weiner, E	FW-1, NYS-1, TSN-2, CP-3, NEA-3
1948	Len Szafaryn, T	FW-2
1949	Charlie Justice, RB	AP-1, AFCA-1, INS-1, WIL-1, TSN-1, FBD-1
		UPI-2, CP-2, FW-3
1949	Art Weiner, E	UPI-1, TSN-1, FW-2, CP-2, INS-2, FBD-2
1949	Ken Powell, E	NEA-2
1950	Irv Holdash, C	AP-1, NEA-1, FBD-1, BST-1, HLM-1, UPI-2, CP-2, TSN-2
1958	Al Goldstein, E	FW-1, NEA-1, Look-1
1958	Phil Blazer, T	FBD-2, CP-3
1959	Jim Lecompte, G	NEA-3
1963	Bob Lacey, E	AP-1, FW-1, NEA-2
1964	Ken Willard, RB	AFCA-2
1969	Ed Chalupka, G	AP-3
1970	Don McCauley, RB	AP-1, FW-1, AFCA-1, CP-1, WC-1, FN-1, UPI-2
1972	Ron Rusnak, G	AP-1, UPI-1, FW-1, AFCA-1, FN-2
1972	Jerry Sain, OT	FN-2
1974	Ken Huff, G	AP-1, NEA-1, TSN-1, WC-1, AFCA-1, Time-1, FN-2, UPI-2
1974	Charles Waddell, E	TSN-1
1976	Mike Voight, RB	AP-2, UPI-2
1976	Mark Cantrell, C	FN-2
1977	Dee Hardison, DT	AP-1, FW-1, FN-2, UPI-2, NEA-2, CPFW-2
1978	Mike Salzano, OG	FN-3
1979	Ricky Barden, DB	FN-2
1979	Ron Wooten, G	FN-2
1980	*Lawrence Taylor, LB	AP-1, UPI-1, FN-1, AFCA-1 FW-1, TSN-1
		CPFW-1, NEA-2
1980	Ron Wooten, G	FN-1, WC-1, NEA-1, UPI-2, CPFW-2, AP-3
1980	Rick Donnalley, C	AP-2, FN-2
1980	Amos Lawrence, RB	FN-3, CPFW-3
1981	David Drechsler, G	FW-1, FN-2
1981	Greg Poole, DB	AP-2, FN-3
1982	David Drechsler, G	FW-1, FN-1, WC-1, AP-2, UPI-2, NEA-2, CPFW-2
1982	William Fuller, DT	FW-1, FN-1, CPFW-1, AP-2, UPI-2, NEA-2
1983	William Fuller, DT	FW-1, FN-1, CPFW-1, AFCA-1, WC-1, TSN-1
		UPI-2, NEA-2
1983	Ethan Horton, RB	FN-3
1983	Brian Blados, OT	AP-1, NEA-1, UPI-2, CPFW-2, FN-3
1984	Ethan Horton, RB	UPI-2, AP-3
1986	Harris Barton, OT	AP-1, NEA-1, ATH-1, TSN-2, FN-3
1986	Derrick Fenner, RB	CPFW-3
1987	Carlton Bailey, NG	NEA-2
1988	Jeff Garnica, C	AP-3
1989	Pat Crowley, G	FN-3
1990	Kevin Donnalley, OT	CPFW-3
1992	Randall Parsons, C	AP-3
1992	Natrone Means, RB	FN-3

1993	Bracey Walker, DB	AFCA-1, FW-1, SH-1, AP-2, UPI-2, TSN-2, FN-3
1994	Marcus Jones, DE	AP-3
1995	Marcus Jones, DE	AP-1, WC-1, UPI-1, FC-1, TSN-2
1996	Dre' Bly, DB	AP-1, TSN-1, FW-1, WC-1, FN-2
1996	Brian Simmons, LB	AP-2, TSN-2
1996	Freddie Jones, TE	FN-3
1997	Greg Ellis, DE	AP-1, AFC-1, FN-1, WC-1, TSN-2
1997	Brian Simmons, LB	AP-1, FN-1, WC-1, TSN-3
1997	Dre' Bly, DB	AP-1, FN-1, FW-1, WC-1, TSN-3
1997	Kivusama Mays, LB	FN-2, AP-3
1998	Dre' Bly, DB	WC-1, AP-2, FBN-3
1998	Ebenezer Ekuban, DL	TSN-3
1999	Brian Schmitz, P	TSN-1
2000	Julius Peppers, DE	CNNSI-1, FN-2, AP-2
2001	*Julius Peppers, DE	AP-1, FN-1, FW-1, AFC-1, WC-1, TSN-1
		CNN-1, CBS-1

2001	Ryan Sims, DT	CBS-3, AP-3
2008	Trimean Goddard, DB	AP-2, WC-2, R-3
2009	Robert Quinn, DE	CBS-2
2010	Bruce Carter, LB	PFW-1
2010	Quinton Coples, DT	SC-2
2011	Zack Brown, LB	R-2
2012	*Jonathan Cooper, OG	AFCA-1, AP-1, FWAA-1, WC-1, CBS-1
		ESPN-1, Fox-1, SIC-1, PFW-1
2012	Sylvester Williams, DT	PFW-1
2012	Giovani Bernard, SP	CBS-2, AP-3
2013	Eric Ehron, TE	ESPN-1, AP-2, ESPN-2, USAT-2, FWAA-2 LI-2
		PS-2, SIC-2, WC-2
2013	Ryan Switzer, PR	ESPN-1, FWAA-1, PS-1, CBS-2, USAT-2
2013	Kareem Martin, DE	PS-3
2015	Landon Turner, OG	AP-1, ATH-1, PS-1, CBS-2, FW-2
2015	Ryan Switzer, PR/WR	FC-1
2016	T.J. Logan, KR	TSN-2
2020	Dyami Brown, WR	AP-3
2020	Michael Carter, RB	AP-3
2020	Chazz Surratt, LB	TSN-1
2020	Javonte Williams, RB	AP-2, TSN-2 (Athlete)
2022	Josh Downs, WR	AP-2, FWAA-2
2022	Cedric Gray, LB	TSN-2

NC STATE

1918	John Ripple, T	WC-2
1930	Mac Stout, L	ALL-B
1935	Steve Sabol, C	NEA-2, AP-2
1939	Ed (Ty) Coon, T	NEA-2, NYS-2, LNB-2, HRT-3
1950	Elmer Costa, T	Chicago Tribune-1
1957	Dick Christy, RB	AP-1, UPI-1
1960	Roman Gabriel, QB	FW-1, FN-1, AFCA-2, UPI-2, NEA-2
1961	Roman Gabriel, QB	FW-1, FN-1, AFCA-1, Time-1, UPI-2, NEA-2
1963	Don Montgomery, E	FW-2
1966	Dennis Byrd, T	FW-1, NEA-1, AP-2
1967	Dennis Byrd, T	AP-1, UPI-1, TSN-1, FW-1, NEA-1, AFCA-1
		CP-1, Time-1, WC-1
1967	Fred Combs, DB	FW-1, UPI-2
1967	Gerald Warren, PK	AP-2
1968	Gerald Warren, PK	AP-1
1968	Ron Carpenter, T	NEA-1
1968	Carey Pettis, C	FW-2
1973	Bill Yoest, G	AP-1, UPI-1, FW-1, WC-1, AFCA-1
1974	Stan Fritts, FB	AP-2, FN-3
1975	Don Buckley, WR	FW-1
1975	Tom Higgins, MG	AP-3
1977	Johnny Evans, P	NEA-2
1978	Ted Brown, RB	AP-1, UPI-1, FW-1, FC-1, FN-1
1978	Jim Ritcher, C	AP-1, UPI-1, FW-1, AFCA-1, FN-3, WC-1
1979	*Jim Ritcher, C	AP-1, UPI-1, FW-1, AFCA-1, FN-1
1979	Woodrow Wilson, DB	FN-3
1983	Vaughan Johnson, LB	TSN-1, AP-2
1985	Joe Milinichik, OT	FN-3
1986	Nasrallah Worthen, WR	FN-3
1988	Nasrallah Worthen, WR	TSN-2
1989	Jesse Campbell, DB	FN-2
1990	Jesse Campbell, DB	FN-1, TSN-1, UPI-2, AP-3
1992	Mike Reid, DB	AP-2
1992	Sebastian Savage, DB	UPI-2
1994	Steve Videtich, PK	UPI-2, FN-2
1996	Marc Primanti, PK	AP-1, TSN-1, FW-1, FN-1
1998	Torry Holt, WR	AP-1, FW-1, FN-1, AFCA-1, FN-1, FC-1
1998	Lloyd Harrison, DB	FN-2, AP-3
1999	Lloyd Harrison, DB	CBS-2
2000	Levar Fisher, LB	FW-1, FN-1, AP-2, TSN-2
2000	Koren Robinson, WR	FN-2, AP-3
2001	Levar Fisher, LB	AP-1, AFC-1, FN-2, CBS-3
2002	Terrence Holt, DB	TSN-1, AP-2, CNN-2, CFN-2
2002	Chris Colmer, OT	TSN-4
2002	Dantonio Burnette, LB	CFN-3, TSN-4
2003	Philip Rivers, QB	CFN-3
2005	Mario Williams, DL	CNN-1, CFN-2, TSN-2, AP-3
2005	Manny Lawson, DL	CPFW-2
2006	Darrell Blackman, SP	R-3
2007	Steve Hauschka, PK	CPFW-1
2010	Nate Irving, LB	SC-1, WC-2, CFN-2, AP-3, R-3
2011	David Amerson, CB	AP-2, CBS-2, Fox-2, SIC-2, SC-2, R-2, PS-2
2015	Joe Thuney, T	USAT-1, AP-3, PS-3
2015	Jaylen Samuels, TE	ATH-3

2017	Tony Adams, G	ATH-4
2017	Bradley Chubb, DE	WC-1, FW-1, AP-1, TSN-1, FC-1, USAT-1
		ESPN-1, SIC-1, CBS-1, PS-1, ATH-1
2017	Nyheim Hines, AP	FC-2
2017	Will Richardson, TE	CBS-2, PS-4, ATH-4
2017	Jaylen Samuels, TE	AP-3, ATH-2, PS-3
2018	Garrett Bradbury, C	AFCA-1, AP-1, FWAA-1, TSN-2, WC-1
2018	Terrone Prescod, OG	AP-3, TSN-1
2020	Alim McNeil, DT	AP-2
2021	*Ikem Ekwonu, OT	AP-1, AFCA-1, FWAA-1, TSN-1, WC-1
2022	Christopher Dunn, K	AP-1, AFCA-1, FWAA-1, TSN-2, WC-1
2022	Joe Shimko, LS	AFCA-2

PITT

1914	Robert Peck, C	FM-1
1915	Robert Peck, C	WC-1, FM-1, MON-1, PD-1, TC-1
1916	Robert Peck, C	WC-1, UP-1, INS-1, WE-1, MON-1, PP-1, BP-1
1916	James Herron, E	WC-2, INS-2, WE-1, MS
1916	Andy Hastings, F	UP-1, INS-1
1916	Claude Thornhill, G	INS-1
1917	H.C. Carlson, E	WE-1, JV-1
1917	Jock Sutherland, G	INS, JV-1
1917	Dale Sies, G	WC-1, NEA, MS, PP-1
1917	George McLaren, F	WC-2, INS, MS, WE-1 (HB), JV-1, PP-2
1918	Leonard Hilty, T	WC-1, TM-2
1918	Tom Davies, B	WC-1, MS, TM-1
1918	George McLaren, B	WC-2, MS, TM-1
1920	Tom Davies, B	WC-2, UP-1, WE-2, INS-2, FW, MS, NYT
1920	Herb Stein, C	WC-1, WE-2, MS
1921	Herb Stein, C	FW-1, WC-3, LP-2, BE-1, WE-1, JV-1, MM-1
1925	Ralph Chase, T	AP-1, COL-1, AAB-1, Sun-2, WE-2, BE-2
1927	Bill Kern, T	HE-2, NYS-2, BE-1
1927	*Gilbert Welch, B	AP-1, UP-1, COL-1, CP-1, HE-1, DJW-1
		NYS-1 BE-1, LP-1, AAB
1928	Mike Getto, T	CO-1, NEA-1, WC-1, AP-2, UP-2, AAB
1929	*Joe Donchess, E	AP-1, UP-1, COL-1, NEA-1, INS-1, NANA-1
		NYS-1, NYP-1, AAB-1, WA-1, LP-1, WT
1929	Ray Montgomery, G	AP-2, UP-1, COL-1, NEA-1, INS-1, NANA-2
		NYS-2, AAB-1, WA-1
1929	Toby Uansa, H	AP-1, UP-3, NEA-2, INS-2, NANA-3, CP-1, WT
1929	Thomas Parkinson, B	AP-2, UP-2, INS-1, NANA-2, NYS-1, NYP-2
		WA-2 (HB), LP-1, WT
1931	Jesse Quatse, T	UP-1, COL-1, CP-2, WCFF, CH-1, AAB
1932	Joe Skladany, E	AP-2, UP-1, NEA-1, INS-1, CP-2, TR-1
1932	*Warren Heller, B	AP-1, UP-1, CO-1, AAB-1, NEA-1, INS-1
		CP-1, NYS-1, WC-1, TR-1, PM
1933	Joe Skladany, H	AP-1, UP-3, CO-1, NANA-1, NEA-1, INS-1, CP-1
		NYS-1, WC-1, DJW-1, WD-1, CNS
1934	Charles Hartwig, E	AP-1, INS-1, LIB-1, NANA-1, CP-1, WC-1
		NYS-1
1934	George Shotwell, C	UP-1, NANA-2, CP-1
1934	Isadore Weinstock, C	AP-2, NEA-1, NANA-1, CSW-2
1935	Art Detzel, T	NEA-1
1936	Averell Daniell, T	AP-1, UP-1, COL-1, NEA-1, CP-1
1936	William Glassford, G	AP-3, INS-1, CP-2
1937	Frank Souchak, E	UP-2, INS-2
1937	Bill Daddio, E	UP-3
1937	Tony Matisi, T	AP-1, UP-2, INS-2, CE-1, WC-1
1937	Marshall Goldberg, B	AP-1, UP-1, COL-1, INS-1, NEA-1, CP-1
		CE-1, WC-1
1938	*Marshall Goldberg, B	AP-1, UP-1, CP-1, CO-1, NEA-1, NYS-1
		WC-1, ID-1, PW
1938	Bill Daddio, E	UP-1
1941	Ralph Fife, G	AP-1, UP-2, NEA-2, CP-3
1949	Bernie Barkouskie, G	AP-3, CL-1, INS, NEA
1952	Eldred Kraemer, T	AP-2
1952	Joe Schmitt, LB	INS-1
1956	*Joe Walton, E	AP, UP, INS, CP, NEA, AFC, WC, FW, TSN
1958	John Guzik, G	UPI, NEA, WC, FW, TSN, Time
1960	*Mike Ditka, E	AP-1, UPI-1, NEA-1, CP-1, WC-1, FC-1, FW-1
		TSN-1, Time-1
1963	Paul Martha, B	NEA, CP, TSN
1963	Ernie Borghetti, T	FW
1973	Tony Dorsett, RB	AP, NEA
1974	Tony Dorsett, RB	AP-3, UP-2, NEA-2
1974	Gary Burley, MG	WC
1975	Tony Dorsett, RB	WC, AFC, FW
1976	Tony Dorsett, RB	*AP-1, UPI-1, NEA-1, WC-1, AFC-1, FW-1
		TSN-1, FN-1, CFN-1
1976	Al Romano, MG	AFCA-1, AP-1, UPI-1, WC-1, CFN-1, NEA-1
1977	Matt Cavanaugh, QB	AFC
1977	Randy Holloway, DT	UPI, NEA, WC, AFC, FW, TSN, FN
1977	Bob Jury, DB	AP, WC, FW, TSN
1977	Tom Broza, C	AP, UPI, WC
1978	Hugh Green, DE	AP, UPI, WC
1978	Gordon Jones, WR	NEA, AFC
1979	*Hugh Green, DE	AP, UPI, NEA, WC, AFCA, FW, TSN
1980	*Hugh Green, DE	AP, UPI, NEA, WC, AFC, FW, TSN
1980	*Mark May, T	AP, WC, UPI, AFC, FW, TSN
1981	Sal Sunseri, LB	AP, AFC, FW
1981	Jimbo Covert, T	NEA
1981	Dan Marino, QB	NEA, WC, AFC, TSN
1981	Julius Dawkins, SE	AP
1982	Jimbo Covert, T	UPI, WC, FCA, FW
1982	Bill Maas, DT	TSN

1982	Bill Fralic, T	AP, NEA
1983	*Bill Fralic, T	AP, UPI, NEA, WC, AFC, FW, TSN
1984	*Bill Fralic, T	AP, UPI, NEA, WC, AFC, FW, TSN
1986	Randy Dixon, T	UPI, WC, AFC, TSN
1986	Tony Woods, DE	UPI, FW, TSN
1987	Ezekial Gadsen, LB	FW
1987	Craig Heyward, RB	AP, UPI, FW, SH, TSN
1988	Mark Stepnoski, G	WC, AFC, FW, TSN
1988	Jerry Olsavsky, LB	AFC
1989	Mark Spindler, DT	TSN
1990	Brian Greenfield, P	UPI, WC, TSN, FW, SH
1994	Ruben Brown, T	AFC, FN
2000	Antonio Bryant, WR	AP, FW, R
2003	*Larry Fitzgerald, WR	AP, AFC, WC, FW, TSN, PFW, R, SIC, ESPN
2006	H.B. Blades, LB	FW, SIC
2008	Scott McKillop, LB	FW, CBS
2009	Dorin Dickerson, TE	FW, CBS
2010	Jabaa Sheard, DE	AFC
2013	*Aaron Donald, DT	AFCA-1, AP-1, CBS-1, ESPN-1, FWAA-1 LI-1 PS-1, USAT-1, SIC-1, TSN-1, WC-1
2014	James Conner, RB	FC-1, AP-2, ATH-2, CBS-2, FW-2, LI-2, PS-2 SIC-2, TSN-2, USAT-2, WC-2
2014	T.J. Clemmings, T	FW-2, PS-2
2014	Tyler Boyd, WR	PS-3
2015	Tyler Boyd, WR	PS-3
2016	Quadree Henderson, KR	ATH-1, CBS-1, FW-1, PFF-1, PS-1 SIC-1, TSN-1, USAT-1, WC-1, AFC-2, AP-2
2016	Dorian Johnson, G	AFC-1, CI-1, ESPN-1, SIC-1, TSN-1, ATH-2 CBS-2, WC-2, PS-3
2016	Ejuan Price, DE	AFC-2, ATH-2, WC-2, USAT-2, PS-3
2017	Quadree Henderson, PR	PS-3
2019	Jaylen Twyman, DT	FWAA-2, AP-2, WC-2, TSN-2
2020	Rashad Weaver, DE	AP-1, FWAA-1, AFCA-1, WCFF-1, TSN-2
2020	Patrick Jones II, DE	TSN-1, WCFF-1, AFCA-2, AP-2
2021	Jordan Addison, WR	AP-1, FWAA-1, WC-1, TSN-1, AFCA-2
2021	Kenny Pickett, QB	AFCA-1, WC-1, AP-2, FWAA-2, TSN-2
2021	Calijah Kancey, DT	AP-3
2021	Cal Adomitis, DS	AFCA-1
2022	*Calijah Kancey, DT	AP-1, AFCA-1, FWAA-1, TSN-1, WC-1
2022	Israel Abanikanda, RB	AP-3, FWAA-2
2022	Erick Hallett II, DB	FWAA-2

SYRACUSE

1908	Marquis F. (Bill) Horr, T	PD-1, WC-1
1915	Christopher P. Schlacter, G	WC-1
1915	Harold H. White, G	WC-1
1917	Alfred R. Cobb, T	INS-1, NEA-1, WC-1
1918	J.A. (Joe) Alexander, G	Time-1, WC-1
1918	Louis C. Usher, T	Time-1, WC-1
1919	J.A. (Joe) Alexander, G	WC-1
1920	J.A. (Joe) Alexander, C	NEA-1, UPI-1, WC-1
1920	Bertrand Gulick, T	INS-1, NYT-1, UPI-1
1923	Evander G. (Pete) MacRae, E	FW-1, WC-1
1926	Victor A. (Vic) Hanson, E	AP-1, CL-1, CP-1, NYS-1
1934	James Steen, T	AP-1, CL-1, CP-1, NYS-1
1952	Robert R. Fleck, T	INS-1
1953	Robert R. Fleck, G	AFCA-1
1956	*Jim Brown, HB	AFCA-1, AP-1, CP-1, FW-1, INS-1, NEA-1 UPI-1, WC-1
1958	Ronald M. Luciano, T	CP-1, NEA-1
1959	*Roger W. Davis, G	AFCA-1, AP-1, CP-1, FW-1, NEA-1, Time-1 TSN-1, UPI-1, WC-1
1959	Fred J. Mautino, E	AP-1
1959	Robert E. Yates, T	TSN
1960	Ernie Davis, HB	AFCA-1, UPI-1, WC-1
1961	*Ernie Davis, HB	AFCA-1, AP-1, CP-1, NW-1, NEA-1, Time-1 TSN-1, UPI-1, WC-1
1964	Patrick M. Kilorin, C	AP-1
1964	Floyd D. Little, HB	FN-1, FW-1
1965	Charles E. Brown, DB	TSN-1
1965	Patrick M. Kilorin, C	Time-1, TSN-1
1965	Floyd D. Little, HB	CP, FW
1966	Gary A. Bugenhagen, T	AP, FW
1966	Lawrence R. Csonka, FB	FN
1966	Floyd D. Little, HB	AFCA, UPI
1967	*Larry Csonka, FB	AFCA, AP, CP, FW, NEA, TSN, UPI, WC
1968	Anthony J. Kyasky, DB	UPI
1970	Joseph C. Ehrmann, DT	UPI
1971	Thomas P. Myers, DB	AP
1975	Raymond N. Preston, LB	AFCA
1979	Art Monk, WR	FW
1981	Gary Anderson, PK	AP
1982	Michael Charles, DT	FW
1984	Tim Green, DT	TSN
1985	*Tim Green, DT	AFCA, AP, FW, TSN, UPI
1987	Ted Gregory, NG	FW, NEA, TSN, UPI
1987	*Don McPherson, QB	AFCA, AP, FW, NEA, SH, TSN
1988	Markus D. Paul, DB	AP, FW, TSN
1989	John J. Flannery, C	AP
1989	Rob Moore, WR	TSN
1990	John J. Flannery, C	AFCA, AP, NEA, SH, TSN, UPI, WC
1991	Qadry R. Ismail, KR	FW
1992	*Chris Gedney, TE	AP, FN, FW, NEA, SH, TSN, UPI, WC
1995	Marvin D. Harrison, KR	FW, TSN
1995	Kevin R. Abrams, CB	FW, TSN

1996	Kevin R. Abrams, CB	AFCA
1997	Donovin L. Darius, FS	AFCA, AP, TSN
1998	Kevin L. Johnson, KR	AFCA
2001	*Dwight Freeney, DE	AFCA, AP, CUNSI, FN, FW, PFW, TSN, WC
2008	P. Anthony Fiammetta, FB	PFW
2012	Ryan Nassib, QB	PFW
2016	Brisly Estime, PR	SC-1
2016	Amba Etta-Tawo, WR	TSN-2, AP-3
2017	Steve Ishmael, WR	WC-2, FW-2, TSN-2, USAT-2, PS-2, ATH-2, AP-3
2018	Andre Cisco, S	AP-3, TSN-2, WC-2
2018	*Andre Szymt, PK	AFCA-1, AP-1, FWAA-1, TSN-1, WC-1
2019	Sterling Hofrichter, P	FWAA-2, AP-3
2021	Sean Tucker, RB	FWAA-1, AP-2, AFCA-2, WC-2

VIRGINIA

1915	Allen Thurman, G	Charles Parker-3
1915	Eugene Mayer, B	MNK-1, PD-1, Newark Star-1 St. Louis Times-1
1916	Allen Thurman, G	Charles Parker-3
1940	Bill Dudley, RB	AP-3
1941	Bill Dudley, RB	AP-1, ALP-1, FBD-1, WIL-1, UPI-1, GR-1, NYS-1 CL-1 BC-1, NW-1, INS-2, NEA-2, CP-2, BST-3
1944	Henry Walker, E	AP-2, BST-2, FBD-3
1945	Henry Walker, E	AP-3, FBD-3
1949	John Papit, RB	NEA-1
1951	Joe Palumbo, G	AP-1, NEA-1
1952	Tom Scott, E	AP-1, NEA-1
1957	Jim Bakhtiar, RB	FW-1, NYN-1
1978	Russ Henderson, P	FN-3
1984	Lester Lyles, DB	AP-3
1984	Jim Dombrowski, OT	TSN-2
1985	*Jim Dombrowski, OT	AP-1, UPI-1, FN-1, FW-1 CPFW-1, TSN-1, WC-1, AFC-1

1989	Roy Brown, OG	AP-2
1989	Ray Savage, LB	KDK-1, CPFW-2
1990	Herman Moore, WR	AP-1, UPI-1, SN-1, FN-1, FW-1
1990	Shawn Moore, QB	AFCA-1, FW-1, AP-2, UPI-2, TSN-2
1991	Ray Roberts, OL	SH-1, AFCA-1, AP-2, CPFW-2, FN-2, UPI-2
1991	Chris Slade, LB	CPFW-1, FN-2, AP-3
1992	Chris Slade, DL	AP-1, UPI-1, FN-1, TSN-1, FW-1, WC-1, CPFW-1
1993	Mark Dixon, OG	AP-1, UPI-1, FN-1, WC-1, FW-1, CPFW-1, TSN-1
1994	Ronde Barber, DB	AP-3
1995	Percy Ellsworth, DB	FN-1, AP-1
1995	Will Brice, P	FW-1, TSN-2
1995	Ronde Barber, DB	CSM-3
1995	Tiki Barber, RB	CSM-3
1995	Rafael Garcia, PK	CSM-3
1996	Rafael Garcia, PK	AP-2, TSN-2
1996	Ronde Barber, DB	FN-2, TSN-3
1996	Anthony Poindexter, DB	TSN-2
1996	Tiki Barber, RB	FN-3
1996	Jamie Sharper, LB	FN-3
1997	Anthony Poindexter, DB	TSN-1, AP-3
1998	Anthony Poindexter, DB	AP-1, TSN-1, FW-1, FBD-1, FN-2
1998	Patrick Kerney, DL	FW-1, FN-1, FBD-1, AP-2, TSN-2
1998	Wali Rainer, LB	FN-2
1999	Thomas Jones, RB	FW-1, CBS-1, FBD-1, FN-1, WC-1, TSN-1
1999	John St. Clair, C	CFBD-1, CNN-1, FN-2
1999	Noel LaMontagne, OL	TSN-1
2001	Billy McMullen, WR	FN-3
2003	Heath Miller, TE	CFBN-3
2003	Connor Hughes, PK	CNN-3
2004	Elton Brown, G	AP-1, WC-1, TSN-1, FC-1, ESPN-1, CUNSI-1
2004	*Heath Miller, TE	AP-1, FW-1, WC-1, TSN-1, FC-1, CFN-1 ESPN-1, CUNSI-1, CBS-1

2004	Ahmad Brooks, LB	TSN-1, AP-2
2005	D'Brickashaw Ferguson, OT	AP-1, FW-1, TSN-1, AFCA-1 WC-1, CBS-1, CFN-1, ESPN-1, CUN-1
2007	*Chris Long, DE	AP-1, AFCA-1, FWAA-1, WC-1, TSN-1, CBS-1 CNN-1, ESPN-1, SIC-1, CPFW-1, R-1, CFN-1
2007	Branden Albert, G	CFN-2, AP-3
2008	Eugene Monroe, T	AP-2, WC-2, R-2
2011	Austin Pasztor, G	AP-2
2011	Chase Minnifield, CB	CBS-2, R-3
2013	Anthony Harris, S	SIC-1, WC-2
2015	Quin Blanding, S	ATH-2, USAT-2
2016	Quin Blanding, S	SIC-2, TSN-2
2016	Micah Kiser, LB	FW-2, PS-2, ATH-3
2017	Quin Blanding, S	WC-2, FW-2, TSN-2, USAT-2 PS-2, ATH-2, AP-3
2017	Micah Kiser, LB	TSN-1, WC-2, FW-2, USAT-2, CBS-2, PS-2, AP-3, ATH-3
2018	Bryce Hall, DB	FWAA-2, WC-2
2019	Joe Reed, KR	FWAA-1, WC-1, TSN-2
2021	Olusegun Oluwatimi, C	FWAA-2

VIRGINIA TECH

1958	Carroll Dale, E	AP-2
1959	Carroll Dale, E	FW-1, NEA-1, AP-2
1963	Bob Schweickert, QB	AP-3
1964	Bob Schweickert, QB	FW-1
1966	Frank Loria, S	AP-1, FW-1, HLM-2
1966	George Foussekis, DE	NEA-1, AP-2
1967	Frank Lorida, S	AP-1, FW-1, TSN-1, WC-1
1968	Mike Widger, LB	AP-1, FW-1
1972	Don Strock, QB	AP-3

1981	Robert Brown, SE	NEA-2
1983	Bruce Smith, DT	NEA-1, KDK-1, FC-1
1984	Bruce Smith, DT	AP-1, FW-1, WC-1, FC-1, UPI-2
1986	Chris Kinzer, PK	AP-2, UPI-2
1991	Eugene Chung, OT	FW-1
1993	*Jim Pyne, C	AP-1, UPI-1, WC-1, FW-1, FC-1
1995	Cornell Brown, DE	AP-1, UPI-1, FW-1, TSN-1, FN-1
1995	J.C. Price, DT	AP-3
1996	Cornell Brown, DE	WC-1, AP-2
1996	Billy Conaty, C	TSN-1
1997	Pierson Prioleau, DB	TSN-3
1998	Corey Moore, DE	FC-1, AP-2, TSN-2, FN-3
1998	Derek Smith, OT	FN-3
1999	*Corey Moore, DE	AP-1, FW-1, FC-1, WC-1, TSN-1, FN-1
1999	Michael Vick, QB	TSN-1, AP-2
1999	John Engelberger, DE	AP-2
1999	Jamel Smith, LB	AP-2
1999	Anthony Midget, DB	TSN-3
2000	Andre Davis, PR	FC-1
2000	Matt Lehr, G	WC-2
2000	Lee Suggs, RB	AP-3, FN-3
2000	Ben Taylor, LB	AP-3
2001	Ben Taylor, LB	AP-2, FN-2, TSN-3
2001	Royell Whitaker, CB	AP-3
2001	David Pugh, DT	TSN-3
2002	Willie Pile, FS	TSN-2
2002	Jake Grove, C	TSN-4
2003	*Jake Grove, C	AP-1, FW-1, TSN-1, WC-1, FC-1, CNN/SI-2, CFN-2
2003	Kevin Jones, TB	FW-1, TSN-1, WC-1, FC-1, AP-2, CFN-2, CNN/SI-2
2003	DeAngelo Hall, DB	CFN-3
2004	Jimmy Williams, DB	CFN-2, CUNSI-2
2004	Jeff King, TE	CFN-2
2005	*Jimmy Williams, DB	AP-1, FW-1, TSN-1, WC-1, CBS-1, CFN-1 ESPN-1, ESPN-1, AFCA-1
2005	Darryl Tapp, DL	AFCA-1, CFN-1, AP-2, CNN-2
2006	Vince Hall, LB	CFN-1
2007	Xavier Adibi, LB	AFCA-1, AP-3
2007	Brandon Flowers, DB	AFCA-1, AP-2, WC-2, SIC-2, R-3
2007	Chris Ellis, DE	CFN-3
2008	Victor Harris, DB	TSN-1, SIC-1, AP-2, R-2
2009	Cody Grimm, OLB	AP-3
2009	Ryan Williams, TB	TSN-3
2010	Jayron Hosley, CB	WC-1, SC-1, AP-2, R-2, CFN-2, SIC-2
2010	Chris Hazley, PK	R-2
2011	David Wilson, TB	AP-2, CBS-2, Fox-2, PS-2, R-2, SC-2
2011	Blake DeChristopher, T	PS-3
2013	Kyle Fuller, CB	WC-2
2013	Derrick Hopkins, DT	CBS-3, PS-4
2014	Kendall Fuller, CB	FW-2, LI-2, PS-2, USAT-2, WC-2, AP-3, ATH-3, SIC-3
2016	Sam Rogers, FB	PFF-2
2016	Tremaine Edmunds, LB	PS-3
2017	Tremaine Edmunds, LB	USAT-2, PS-2, ATH-2, AP-3
2017	Greg Stroman, CB/PR	CBS-2, ATH-2 (PR), ATH-3 (CB)
2017	Wyatt Teller, C	ATH-3
2020	Christian Darrisaw, OT	AP-2, FWAA-2, WCFF-2

WAKE FOREST

1949	Bill George, T	AP-1, NEA-2
1950	Jim Stalon, T	AP-2
1955	Bob Bartholomew, T	INS-2, UPI-2
1956	Bill Barnes, RB	Look-1, AP-2
1960	Norm Snead, QB	UPI-2, FW-2
1964	Brian Piccolo, FB	AP-1, UPI-1, AFC-1, FBD-1, HLM-1 NY Daily News-1, NEA-1
1970	Win Headley, T	WC-2
1973	Chuck Ramsey, P	FW-1
1975	Bill Armstrong, DB	AP-3
1976	*Bill Armstrong, DB	AP-1, UPI-1, WC-1, FW-1, AFCA-1 TSN-1, FN-1
1979	James Parker, DL	FN-2
1980	Bill Ard, OG	TSN-1
1983	Harry Newsome, P	AP-3
1986	Paul Kiser, OG	FW-1, TSN-1
1992	George Coghill, DB	AP-3
1992	Ben Coleman, OT	AFCA-1
2001	Michael Collins, G	TSN-3
2002	Calvin Pace, DE	FC-1, AP-3, TSN-4
2005	*Ryan Plackemeier, P	AP-1, FW-1, TSN-1, AFCA-1, WC-1 CBS-1, CFN-1, ESPN-1, CNN-1
2006	Steve Vallos, T	CFN-1, CNN-1, TSN-1, WC-2
2006	Sam Swank, PK	CNN-1, R-1, TSN-2
2006	Jon Abbate, LB	CFN-3
2006	Josh Gattis, DB	CFN-3
2007	Steve Justice, C	AP-1, AFCA-1, CBS-1, ESPN-1, CPFW-1, WC-2 TSN-2, SIC-2, CFN-3
2007	Alphonso Smith, DB	WC-2, CFN-2, AP-3
2008	Alphonso Smith, DB	FC-1, WC-1, FW-1, AP-1, CPFW-1 CBS-1 R-2, SIC-2
2008	Aaron Curry, LB	SIC-1, AP-2, R-2
2011	Josh Bush, S	AP-3
2016	Marquel Lee, LB	ATH-4, PS-4
2017	Duke Ejirofor, DE	ATH-4
2018	Greg Dortch, AP	AP-2, FWAA-1 (PR)
2019	Nick Sciba, PK	FWAA-2, AP-3
2021	Zach Tom, OT	FWAA-2

JIM TATUM AWARD

Since 1979, the Jim Tatum Award is given annually to the ACC's top football senior scholar-athlete in honor of the late former head football coach in the 1950s at both Maryland and North Carolina. Jim Tatum, a two-time ACC Coach of the Year, believed strongly in the concept of the student-athlete.

1979	Scott Hamilton, G, Duke
1980	Not Available
1981	Bert Krupp, LB, Virginia
1982	Pat Chester, DB, Virginia
1983	Phil Denfield, TE, Wake Forest
1984	Not Available
1985	Kevin Anthony, QB, North Carolina
1986	David Cardenas, Virginia
1987	Harris Barton, OT, North Carolina
1988	Not Available
1989	Doug Kley, G, Duke
1990	Charlie Cobb, C, NC State
1991	Steve Ainsworth, OL, Wake Forest
1992	Not Available
1993	Thomas Burns, LB, Virginia
1994	Ed Glenn, TE, Clemson
1995	Russell Babb, T, North Carolina
1996	Daryl Bush, DB, Florida State
1997	Stephen Phelan, DB, Virginia
	Jonathan Claiborne, S, Maryland
1998	Ebenezer Ekuban, DE, North Carolina
1999	Noel LaMontagne, G, Virginia
2000	Louis Marchetti, T, North Carolina
2001	Kyle Young, C, Clemson
2002	Jeremy Muyres, DB, Georgia Tech
2003	Chris Douglas, RB, Duke
2004	Nick Novak, PK, Maryland
2005	Brendan Dewan, LB, Duke
	David Castillo, C, Florida State
2006	Josh Wilson, DB, Maryland
2007	Tom Santi, TE, Virginia
2008	Darryl Richard, DT, Georgia Tech
2009	Riley Skinner, QB, Wake Forest
2010	Christian Ponder, QB, Florida State
2011	Danny Coale, WR-P, Virginia Tech
2012	Sean Renfree, QB, Duke
2013	Perry Simmons, T, Duke
2014	David Helton, LB, Duke
2015	Jeremy Cash, S, Duke
2016	Ryan Janvion, S, Wake Forest
2017	Braxton Berrios, WR, Miami
2018	Christian Wilkins, DT, Clemson
2019	Jordan Mack, LB, Virginia
2020	Kingsley Jonathan, DE, Syracuse
2021	Zach Tom, OT, Wake Forest
2022	Dillan Gibbons, OG, Florida State

JACOBS BLOCKING TROPHY

The Jacobs Blocking Trophy is awarded annually by William & Hugh Jacobs of Clinton, S.C., to the player voted the most outstanding blocker in the ACC in a poll of the head football coaches. The trophy is given in the memory of William P. Jacobs, who served as President of Presbyterian College from 1935 to 1945.

1953	Bill Wohrman, FB, South Carolina
1954	Bill Wohrman, FB, South Carolina
1955	Bob Pellegrini, C, Maryland
1956	Hal McElhane, FB, Duke
1957	Hal McElhane, FB, Duke
1958	John Saunders, FB, South Carolina
1959	Doug Cline, FB, Clemson
1960	Dwight Bumgarner, T, Duke
1961	Art Gregory, T, Duke
	Jim LeCompte, G, North Carolina
1962	Art Gregory, T, Duke
1963	Chuck Walker, T, Duke
1964	Eddie Kesler, FB, North Carolina
1965	John McNabb, G, Duke
1966	Wayne Mass, T, Clemson
1967	Harry Olszewski, G, Clemson
1968	Greg Shelly, T, Virginia
1969	Ralph Sonntag, T, Maryland
1970	Dan Ryzcek, C, Virginia
1971	Geoff Hamlin, FB, North Carolina
1972	Ron Rusnak, G, North Carolina
1973	Bill Yost, G, NC State
1974	Ken Huff, G, North Carolina
1975	Billy Bryan, C, Duke
1976	Billy Bryan, C, Duke
1977	Joe Bostic, G, Clemson
1978	Jim Ritcher, C, NC State
1979	Jim Ritcher, C, NC State
1980	Ron Wooten, G, North Carolina
1981	Lee Nanney, T, Clemson
1982	Dave Pacella, T, Maryland
1983	James Farr, G, Clemson
1984	Jim Dombrowski, T, Virginia
1985	Jim Dombrowski, T, Virginia
1986	Paul Kiser, G, Wake Forest
1987	John Phillips, G, Clemson
1988	Jeff Garnica, C, North Carolina
1989	Chris Port, T, Duke
1990	Ray Roberts, T, Virginia
1991	Ray Roberts, T, Virginia
1992	Ben Coleman, T, Wake Forest
1993	Mark Dixon, G, Virginia
1994	Clay Shiver, C, Florida State
1995	Clay Shiver, C, Florida State
1996	no recipient
1997	Tra Thomas, T, Florida State
1998	Craig Page, C, Georgia Tech
1999	John St. Clair, C, Virginia
2000	Tarlos Thomas, T, Florida State
2001	Brett Williams, T, Florida State
2002	Brett Williams, T, Florida State
2003	Elton Brown, G, Virginia
2004	Elton Brown, G, Virginia
2005	Eric Winston, T, Miami
2006	Josh Beekman, G, Boston College
2007	Steve Justice, C, Wake Forest
2008	Eugene Monroe, T, Virginia
2009	Rodney Hudson, G, Florida State
2010	Rodney Hudson, G, Florida State
2011	Blake DeChristopher, T, Virginia Tech
2012	Jonathan Cooper, G, North Carolina
2013	Cameron Erving, T, Florida State
2014	Cameron Erving, C-T, Florida State
2015	Roderick Johnson, T, Florida State
2016	Roderick Johnson, T, Florida State
2017	Mitch Hyatt, T, Clemson
2018	Mitch Hyatt, T, Clemson
2019	Mekhi Becton, T, Louisville
2020	Liam Eichenberg, T, Notre Dame
2021	Ikem Ekwonu, T, NC State
2022	Jordan McFadden, T, Clemson

BRIAN PICCOLO AWARD

Wake Forest's Brian Piccolo, was an All-America selection in 1964 after leading the nation in rushing and scoring. Piccolo played professionally for the Chicago Bears for four seasons before his career came to an end after he was stricken by cancer in 1970. The Brian Piccolo Award was established by the league's head football coaches to honor the ACC's most courageous football player.

1970	Paul Miller, QB, North Carolina
1971	Jim Webster, LB, North Carolina
1972	Mark Johnson, QB, Duke
1973	Al Neville, QB, Maryland
1974	David Visaggio, DG, Maryland
1975	Scott Gardner, QB, Virginia
1976	Jeff Green, DE, Duke
1977	Ralph Stringer, DB, NC State
1978	Rex Varn, DB, Clemson
1979	Al Richardson, Georgia Tech
1980	Jack Cain, DB, Clemson
1981	Aaron Stewart, DB, Duke
1982	Kenny Duckett, WR, Wake Forest
1983	John Piedmonte, OLB, Wake Forest
1984	J.D. Maarleveld, T, Maryland
1985	Danny Burmeister, DB, N. Carolina
1986	Ray Williams, WR, Clemson
1987	no recipient
1988	Jerry Mays, TB, Georgia Tech
1989	Michael Anderson, RB, Maryland
1990	Marc Mays, WR, Duke
1991	Scott Adell, T, NC State
1992	Dan Footman, DE, Florida State
	Randy Cuthbert, TB, Duke
1993	Scott Youmans, DL, Duke
1994	Chris Harrison, T, Virginia
1995	Warren Forney, DT, Clemson
1996	John Lewis, RB, Wake Forest
1997	Sam Cowart, LB, Florida State
1998	Anthony Poindexter, DB, Virginia
	Corey Simon, DT, Florida State
1999	Chris Weinke, QB, Florida State
2000	Ed Wilder, FB, Georgia Tech
2001	Matt Crawford, T, Maryland
2002	Anquan Boldin, WR, Florida State
2003	Kevin Bailey, OL, Virginia
2004	Frank Gore, RB, Miami
2005	Ryan Best, S, Virginia
2006	Glenn Sharpe, Miami
2007	Matt Robinson, DE, Wake Forest
2008	Robert Quinn, DE, North Carolina
2009	Toney Baker, RB, NC State
2010	Mark Herzlich, LB, Boston College,
	Nate Irving, LB, NC State
2011	Giovani Bernard, TB, North Carolina
2012	Shayon Green, DE, Miami
	Chris Thompson, RB, Florida State
2013	Robert Godhigh, AB, Georgia Tech
2014	Duke Johnson, RB, Miami
2015	Hunter Knighton, C, Miami
2016	James Conner, RB, Pitt
2017	Trevon Young, LB, Louisville
2018	Greg Dortch, WR, Wake Forest
2019	Richard Yeargin, DE, Boston College
2020	Nolan Cooney, P, Syracuse
2021	Justyn Ross, WR, Clemson
	McKenzie Milton, QB, Florida State
2022	Sam Hartman, QB, Wake Forest

ACC 50TH ANNIVERSARY TEAM

The Atlantic Coast Conference's 50th Anniversary Football Team was announced on July 22, 2003, at the league's 31st annual Football Kickoff. The 50-member team was voted on by a 120-member blue-ribbon committee that was selected by the league's 50th Anniversary Committee. Clemson led all league schools with nine members on the Golden Anniversary team while Florida State and North Carolina were tied for second with eight honorees each. NC State had six players selected, followed by Virginia (5), Maryland (4), Duke (3), Georgia Tech (3), Wake Forest (3) and South Carolina with one.



ACC 50th Anniversary Team

Player	School	Years	Hometown	Notes
*Bill Armstrong	Wake Forest	1973-1976	Randolph, N.J.	Two-time All-America in 1975 and 1976; consensus All-America in 1976
Tiki Barber	Virginia	1993-1996	Roanoke, Va.	1996 ACC Player of the Year; 24th on ACC career rushing list (3,389)
Dre' Bly	North Carolina	1996-1998	Chesapeake, Va.	Three-time First-Team All-America, 2nd on ACC career interception list (20)
Joe Bostic	Clemson	1975-1978	Greensboro, N.C.	Two-time First-Team All-America in 1977 and 1978; played 11 years in the NFL
Peter Boulware	Florida State	1994-1996	Columbia, S.C.	Consensus All-America in 1996 after leading the ACC and NCAA with 19 QB sacks
Derrick Brooks	Florida State	1991-1994	Pensacola, Fla.	Two-time All-America in 1993-94, ACC Defensive Player of the Year in 1994
Ted Brown	NC State	1975-1978	High Point, N.C.	ACC career rushing leader (4,602); only four-time First-Team All-ACC player
Kelvin Bryant	North Carolina	1979-1982	Tarboro, N.C.	Ranks fourth all-time at UNC and 30th in the ACC in rushing with 3,267 yards
Jerry Butler	Clemson	1975-1978	Ware Shoals, S.C.	First-Team AP All-America in 1978 after leading the ACC in receiving
Dennis Byrd	NC State	1965-1967	Lincolnton, N.C.	A three-time All-ACC performer, State's first consensus All-America (1967)
*Dick Christy	NC State	1955-1957	Chester, Pa.	1957 ACC Player of the Year after led the ACC in scoring with 83 points
Marco Coleman	Georgia Tech	1989-1991	Dayton, Ohio	Two-time First-Team All-America and two-time First-Team All-ACC, 1990-1991
Bennie Cunningham	Clemson	1973-1975	Seneca, S.C.	Two-time First-Team All-America, consensus All-America in 1974
Jeff Davis	Clemson	1978-1981	Greensboro, N.C.	ACC Player of the Year and consensus All-America in 1981
Jim Dombrowski	Virginia	1982-1985	Williamsville, N.Y.	UVa's first unanimous First-Team All-America (1985), three-time All-ACC
Warrick Dunn	Florida State	1993-1996	Baton Rouge, La.	Only Florida State player to gain more than 1,000 yards three years in a row
Boomer Esiason	Maryland	1981-1983	East Islip, N.Y.	Threw for 6,259 yards and 42 career TD passes, played in the NFL 13 years
Steve Fuller	Clemson	1975-1978	Spartanburg, S.C.	Two-time ACC Player of the Year (1977-78); ran for 1,665 yards
William Fuller	North Carolina	1980-1983	Chesapeake, Va.	Consensus All-America in 1983; two-time First-Team All-America (1982-83)
*Roman Gabriel	NC State	1959-1961	Wilmington, N.C.	Two-time ACC Player of the Year (1960-61), threw for 2,961 yards and 19 TDs
Joe Hamilton	Georgia Tech	1996-1999	Alvin, S.C.	ACC Player of the Year and Heisman Trophy runnerup in 1999
Alex Hawkins	South Carolina	1956-1958	South Charleston, W.Va.	1958 ACC Player of the Year, played 10 seasons in the NFL
Clarkston Hines	Duke	1986-1989	Jacksonville, Fla.	1989 ACC Player of the Year; two-time All-America (1988-89)
Torry Holt	NC State	1995-1998	Gibsonville, N.C.	1998 ACC Player of the Year; 191 career receptions for 3,318 yards
Sebastian Janikowski	Florida State	1997-1999	Daytona Beach, Fla.	Two-time recipient of the Lou Groza Award, 15th on ACC career scoring list
Marvin Jones	Florida State	1990-1992	Miami, Fla.	1992 Butkus and Lombardi awards winner; two-time consensus All-America
*Stan Jones	Maryland	1951-1953	Lemoine, Pa.	Earned All-America honors in 1953; member of the College Football Hall of Fame
Terry Kinard	Clemson	1978-1982	Sumter, S.C.	Unanimous All-America (1982); inducted into the College Football Hall of Fame
Amos Lawrence	North Carolina	1977-1980	Norfolk, Va.	Only ACC player to rush for 1,000 yards four times; ran for 4,391 yards in career
*Bob Matheson	Duke	1964-1966	Boone, N.C.	First-Team All-America in 1966; two-time First-Team All-ACC (1965-66)
*Don McCauley	North Carolina	1968-1970	Garden City, N.Y.	ACC Player of the Year in 1969 and 1970; ran for 1,720 yards in 1970
*Mike McGee	Duke	1957-1959	Elizabeth City, N.J.	ACC Player of the Year, First-Team All-America and Outland Trophy winner in 1959
Herman Moore	Virginia	1988-1990	Danville, Va.	Two-time All-America, including consensus first-team choice in 1990
*Bob Pellegrini	Maryland	1953-1955	Yatesboro, Pa.	A consensus All-America, First-Team All-ACC and ACC Player of the Year in 1955
Julius Peppers	North Carolina	1999-2001	Bailey, N.C.	A unanimous All-America selection in 2001; won the 2001 Lombardi Award
Michael Dean Perry	Clemson	1984-1987	Aiken, S.C.	ACC Player of the Year and First-Team All-America (1987); three-time All-ACC
William Perry	Clemson	1981-1984	Aiken, S.C.	1984 ACC Player of the Year and a three-time All-America (1982-83-84)
Brian Piccolo	Wake Forest	1962-1964	Ft. Lauderdale, Fla.	Led the ACC in rushing (1,044) and was ACC Player of the Year in 1964
Frank Quayle	Virginia	1966-1968	Garden City, N.Y.	The 1968 ACC Player of the Year after leading the ACC in rushing (1,213)
Jim Ritcher	NC State	1976-1979	Hinckley, Ohio	Outland Trophy recipient in 1979 and a two-time consensus All-America
Anthony Simmons	Clemson	1995-1997	Spartanburg, S.C.	Third-team All-America as a freshman and sophomore, First-Team as a junior
Chris Slade	Virginia	1989-1992	Tabb, Va.	UVa's first two-time First-Team All-America; 1992 National Defensive Player of the Year
Norm Snead	Wake Forest	1958-1960	Warwick, Va.	A three-time All-ACC selection; led ACC in passing and total offense (1959-60)
Ken Swilling	Georgia Tech	1988-1991	Toccoa, Ga.	A two-time All-America (1989-90), including unanimous first-team honors in 1990
Lawrence Taylor	North Carolina	1977-1980	Williamsburg, Va.	1980 ACC Player of the Year; a member of the Pro Football Hall of Fame.
Mike Voight	North Carolina	1973-1976	Chesapeake, Va.	ACC Player of the Year in 1975-76; is 8th on ACC career rushing list (3,971)
Charlie Ward	Florida State	1990-1993	Thomasville, Ga.	1993 Heisman Trophy winner, two-time ACC Player of the Year (1992-93),
Peter Warrick	Florida State	1996-1999	Bradenton, Fla.	Two-time consensus All-American (1998-99), 4th on ACC career receiving yards list (3,517)
Chris Weinke	Florida State	1997-2000	St. Paul, Minn.	Heisman Trophy winner and ACC Player of the Year in 2000; threw for 4,167 yards in 2000
*Randy White	Maryland	1972-1974	Wilmington, Del.	Outland and Lombardi Trophy winner in 1974; ACC Player of the Year in 1974

* Also named to the ACC's 25th Anniversary Team

ACC 25th Anniversary Team

Billy Barnes	Wake Forest	1954-56	Landis, N.C.	1956 ACC Player of the Year, AFCA All-America, first to rush for 1,000 yards
Billy Bryan	Duke	1973-76	Burlington, N. C.	Two-time winner of the Jacobs Blocking Trophy, two-time All-ACC center
Bobby Bryant	South Carolina	1964-66	Macon, Ga.	ACC Athlete of the Year, All-ACC DB in 1966, All-ACC baseball outfielder
Ron Carpenter	NC State	1967-69	Thomasville, N.C.	First-Team NEA All-American in 1969, two-time All-ACC DT in 1968 and 69
Gary Collins	Maryland	1959-61	Williamston, Pa.	Consensus All-America in 1961, eighth in Heisman Trophy balloting
Fred Combs	NC State	1965-67	Hertford, N.C.	First-Team FWA All-America and second-team UPI, Led ACC in PRs
Johnny Evans	NC State	1974-77	High Point, N.C.	Second nationally in punting twice, set ACC career marks for yards and average
Ken Huff	North Carolina	1971-74	Coronado, Calif.	1974 Jacobs Blocking Trophy winner, consensus All-America
Chris Hanburger	North Carolina	1962-64	Hampton, Va.	Two-time All-ACC center in 1963 and 1964
Ernie Jackson	Duke	1969-71	Hopkins, S.C.	First ACC defender to be named ACC Player of the Year, a consensus All-America
Steve Mike-Mayer	Maryland	1971-74	Glen Rock, N. J.	Led nation in scoring in 1972, by kicking in 1974, finished 8th in 1973
Ed Meadows	Duke	1951-53	Oxford, N.C.	First-Team All-America by the FWA in 1953
Claude "T" Moorman	Duke	1958-60	Miami, Fla.	First-Team All-America, 2nd in nation in pass receiving in 1960
Harry Olszewski	Clemson	1965-67	Baltimore, Md.	Consensus All-America, 1967 ACC Jacobs Blocking Trophy recipient
Mike Sandusky	Maryland	1954-56	Bound Brook, N.J.	2-time All-ACC, 1st-team All-America (TSN), Academic All-America

BOSTON COLLEGE (11)

Frank Cavanaugh, Coach, 1898-1932*	1954
Gil Dobie, Coach, 1936-38*	1951
Doug Flutie, Quarterback, 1981-84	2007
Chet Gladchuk, Center, 1936-40	1975
Gene Goodreault, End, 1938-40	1982
Mike Holovak, Fullback, 1940-42	1985
George Kerr, Guard, 1938-40	1984
Luke Kuechly, Linebacker, 2009-11	2023
Frank Leahy, Coach, 1939-53*	1970
Charlie O'Rourke, Halfback, 1938-40	1972
Mike Ruth, Noseguard, 1982-85	2017

CLEMSON (8)

Jeff Davis, Linebacker, 1978-81	2007
Danny Ford, Coach, 1978-89*	2017
John Heisman, Coach, 1892-1927*	1954
Frank Howard, Coach, 1940-69	1989
Terry Kinard, Safety, 1978-82	2001
Banks McFadden, Halfback, 1937-39	1959
Jess Neely, Coach, 1924-1966*	1971
C.J. Spiller, Running Back, 2006-09	2021

DUKE (13)

Fred Crawford, Tackle, 1931-33	1973
Al DeRogatis, Center/Tackle, 1945-48	1986
Dan Hill, Center, 1936-38	1962
Clarkston Hines, Wide Receiver, 1986-89	2010
Howard Jones, Coach, 1908-40*	1951
Steve Lach, Halfback, 1939-41	1980
George McAfee, Halfback, 1937-39	1961
Mike McGee, Guard, 1957-59	1990
Bill Murray, Coach, 1940-65*	1974
Ace Parker, Halfback, 1934-36	1955
Steve Spurrier, Coach, 1987-89*	2017
Eric Tipton, Halfback, 1936-38	1965
Wallace Wade, Coach, 1923-50*	1955

FLORIDA STATE (10)

Fred Biletnikoff, Flanker, 1962-64	1991
Bobby Bowden, Coach, 1959-2009*	2006
Derrick Brooks, Outside Linebacker, 1991-94	2016
Terrell Buckley, Defensive Back, 1989-91	2019
Marvin Jones, Linebacker, 1990-92	2022
Darrell Mudra, Coach, 1959-87*	2000
Deion Sanders, Cornerback, 1985-88	2011
Ron Sellers, Wide Receiver, 1966-68	1988
Ron Simmons, Noseguard, 1977-80	2008
Charlie Ward, QB, 1989, 91-93	2006

GEORGIA TECH (18)

Bill Alexander, Coach, 1920-44	1951
Maxie Baughan, Center, 1957-59	1988
Ray Beck, Guard, 1948-51	1997
Bobby Davis, Tackle, 1944-47	1978
Bobby Dodd, Coach, 1945-66	1993
Bill Fincher, End/Tackle, 1916-20	1974
Buck Flowers, Halfback, 1916-20*	1955
Joe Guyon, Halfback/Tackle, 1912-13; 1917-18*	1971
Joe Hamilton, Quarterback, 1996-99	2014
John Heisman, Coach, 1892-1927*	1954
Calvin Johnson, Wide Receiver, 2004-2006	2018
Paul Johnson, Coach, 1997-2018*	2023
George Morris, Linebacker, 1950-52	1981
Larry Morris, Center, 1951-54	1992
Peter Pund, Center, 1926-28	1963
Randy Rhino, Safety, 1972-74	2002
Everett Strupper, Halfback, 1915-17	1972
Pat Swilling, OLB, 1982-85	2009

MIAMI (14)

Bennie Blades, Safety, 1984-87	2006
Don Bosseler, Fullback, 1953-56	1990
Dennis Erickson, Coach, 1989-94	2019
Andy Gustafson, Coach, 1926-63*	1985
Jack Harding, Coach, 1926-47*	1980
Ted Hendricks, Defensive End, 1966-68	1987
Jimmy Johnson, Head Coach, 1984-88	2012
Russell Maryland, Defensive Tackle, 1987-89	2011
Bryant McKinnie, Offensive Tackle, 2000-01	2023
Dan Morgan, Linebacker, 1997-2000	2021
Ed Reed, Defensive Back, 1998-2001	2018
Mark Richt, Coach, 2001-18*	2023
Vinny Testaverde, Quarterback, 1982, 84-86	2013
Gino Torretta, Quarterback, 1989-92	2009

NORTH CAROLINA (11)

Harris Barton, Offensive Tackle, 1983-86	2021
Mack Brown, Head Coach, 1988-97, 2019-present*	2018
Dre' Bly, Cornerback, 1996-98	2014
Hunter Carpenter, Halfback, 1900-05*	1957
William Fuller, Defensive Tackle, 1980-83	2016
Charlie Justice, Halfback, 1946-49	1961
Don McCauley, Tailback, 1968-70	2001
Barney Poole, End, 1942-48*	1974
Carl Snavely, Coach, 1927-58*	1965
Jim Tatum, Coach, 1942-58*	1984
Art Weiner, End, 1946-49	1992

NC STATE (8)

Ted Brown, Running Back, 1975-78	2013
Dennis Byrd, Defensive End, 1965-67	2010
Roman Gabriel, Quarterback, 1959-61	1989
Torry Holt, Wide Receiver, 1995-98	2019
Lou Holtz, Head Coach, 1972-75*	2009
Jack McDowall, Halfback, 1925-27	1975
Jim Ritcher, Center, 1976-79	1998
Buck Shaw, Coach, 1924-57*	1972
Dick Sheridan, Coach, 1978-92*	2020

PITT (25)

Ruben Brown, Offensive Tackle, 199-94	2015
Len Casanova, Coach, 1895	1977
Jimbo Covert, Tackle, 1979-82	2003
Averell Daniell, Tackle, 1934-35	1975
Tom Davies, Halfback, 1918-21	1970
Mike Ditka, End, 1958-60	1986
Joseph Donchess, End, 1927-29	1979
Tony Dorsett, Running Back, 1973-76	1994
Bill Fraich, Offensive Tackle, 1981-84	1999
Marshall Goldberg, Running Back, 1936-38	1958
Hugh Green, Defensive End, 1977-80	1996
Johnny Majors, Halfback, 1954-56*#	1987
Dan Marino, Quarterback, 1979-82	2002
Mark May, Offensive Tackle, 1977-80	2005
Herb McCracken, End-HB, 1918-20	1973
George McLaren, Fullback, 1915-18	1965
Robert Peck, Center, 1913-16	1954
Joe Schmidt, Linebacker, 1950-52	2000
Clark Shaughnessy, Coach, 1943-45	1968
Joe Skladany, End, 1931-33	1975
Herb Stein, Center, 1918-21	1967
John B. "Doc" Sutherland, Guard, 1914-17	1951
Coach, 1924-38	
Joseph Thompson, Halfback, 1904-06	1971
Coach, 1908-12	
Hube Wagner, End-HB, 1910-13	1973
Glenn "Pop" Warner, Coach, 1915-23	1951
# Inducted as player at Tennessee	

SYRACUSE (19)

Joe Alexander, Guard, 1917-20	1954
Jim Brown, Running Back, 1954-56	1995
Larry Csonka, Fullback, 1965-67	1989
Hugh Duffy Daugherty, 1937-39	1984
Coach (Assistant), 1940, 1946	
Ernie Davis, Running Back, 1959-61	1979
Dwight Freeney, Defensive End, 1998-01	2023
Tim Green, Defensive End, 1982-85	2002
Vic Hanson, End, 1924-26	1973
Coach, 1930-36, Assistant, 1928-29	
Howard Jones, Coach, 1908	1951
T.A.D. Jones, Coach, 1909-10	1958
Floyd Little, Running Back, 1964-66	1983
Don McPherson, Quarterback, 1985-87	2008
Dick MacPherson, Coach, 1981-90	2009
Art Monk, Wide Receiver, 1976-79	2012
Clarence "Biggie" Munn, Coach, 1946	1959
Frank "Buck" O'Neill, Coach, 1906-07, 1913-15, 1917-19, 1936	1951
Floyd "Ben" Schwartzwalder, Coach, 1949-73	1982
Lynn "Pappy" Waldorf, 1922-24	1966
Bud Wilkinson, Coach, 1938-41	1969

VIRGINIA (7)

Jim Dombrowski, Tackle, 1984-87	2008
Bill Dudley, Halfback, 1939-41	1956
Frank Murray, Coach, 1922-49*	1983
Greasy Neale, Coach, 1915-33*	1967
Joe Palumbo, Middle Guard, 1949-51	1999
Anthony Poindexter, Defensive Back	2020
Tom Scott, End, 1950-52	1979
George Welsh, Coach, 1973-2000*	2004

VIRGINIA TECH (8)

Frank Beamer, Head Coach, 1987-2015*	2018
Hunter Carpenter, Halfback, 1900-05*	1957
Jerry Claiborne, Coach, 1961-89*	1999
Carroll Dale, End, 1957-59	1987
Andy Gustafson, Coach, 1926-63*	1985
Frank Loria, Safety, 1965-67	1999
Corey Moore, Defensive Line, 1997-99	2023
Bruce Smith, Defensive Tackle, 1981-84	2006

* Inductees spent parts of careers at other schools.

AFCA ACADEMIC ACHIEVEMENT AWARD

The Academic Achievement Award has been presented annually since 1981. The award recognizes a Division I-A member school with the highest graduation rate among members of its football team. Duke has earned the award a league-high 14 times, followed by Boston College five times, Virginia three times, Miami twice and Clemson, Pitt, Wake Forest and Syracuse once each. Schools with a 75 percent graduation rate were awarded an honorable mention listing. The ACC tied a league record with 11 ACC schools honored in 2017.

Past Winners

1981	Duke	ACC	2015	Stanford	Pac-12	1997	Florida State, North Carolina, Virginia, Wake Forest
1982	Notre Dame	Independent		Duke	ACC		
1983	Notre Dame	Independent	2016	Vanderbilt	SEC	1998	Duke, Virginia, Wake Forest
1984	Duke	ACC		Miami	ACC	1999	Clemson, North Carolina, Virginia, Wake Forest
1985	Notre Dame	Independent		Northwestern	Big Ten	2000	Clemson, Duke, Virginia, Wake Forest
1986	Virginia	ACC	2017	Stanford	Pac-12	2001	Duke, Virginia, Wake Forest
1987	Virginia	ACC		Virginia	ACC	2002	Duke, Virginia
1988	Duke	ACC		Alabama	SEC	2003	Georgia Tech, Virginia, Wake Forest
1989	Notre Dame	Independent		Cincinnati	AAC	2004	Duke, Maryland, North Carolina, Wake Forest
1990	Kentucky	Southeastern		Middle Tennessee	CUSA	2005	North Carolina, Wake Forest
1991	Duke	ACC		Utah	Pac-12	2006	Florida State, Maryland, North Carolina, Virginia, Virginia Tech, Wake Forest
1992	Notre Dame	Independent		Utah State	Mountain West	2007	Boston College, Duke, Virginia North Carolina, Virginia Tech
1993	Texas Christian	Southwest	2018	Northwestern	Big Ten	2008	Boston College, Duke, North Carolina, Virginia, Virginia Tech, Wake Forest
1994	Boston College	Big East		Clemson	ACC	2009	Boston College, Duke, North Carolina, Wake Forest
1995	Duke	ACC		Pitt.	ACC	2010	Boston College, Duke, Miami, Virginia, Virginia Tech, Wake Forest
1996	Wake Forest	ACC	2019	Kansas State	Big 12	2011	Boston College, Clemson, Duke, Miami, North Carolina, Wake Forest
1997	Boston College	Big East		Oklahoma State	Big 12	2012	Boston College, Clemson, Duke, Miami, North Carolina, Wake Forest
1998	Duke	ACC		Nevada	Mountain West	2013	Boston College, Duke, Clemson, Maryland, Virginia, Virginia Tech, Wake Forest
1999	Notre Dame	Independent		Clemson	ACC	2014	Boston College, Florida State, Miami, Pittsburgh, Syracuse, Virginia, Virginia Tech, Wake Forest
2000	Syracuse	Big East		Louisville	ACC	2015	Boston College, Clemson, Florida State, Georgia Tech, Miami, NC State, Pittsburgh, Syracuse, Virginia Tech, Wake Forest
2001	Notre Dame	Independent		Air Force	Mountain West	2016	Boston College, Clemson, Duke, Florida State, Georgia Tech, Syracuse, Virginia, Virginia Tech, Wake Forest
2002	Vanderbilt	Southeastern		Alabama	SEC	2017	Boston College, Clemson, Duke, Georgia Tech, Louisville, Miami, North Carolina, Syracuse, Virginia Tech, Wake Forest
2003	Northwestern	Big Ten		Utah	Pac-12		
2004	Duke	ACC	2020	No winners due to COVID-19 pandemic			
2005	Northwestern	Big Ten	2021	No award given			
2006	SMU	Conference USA	2022	Army	Independent		
2007	Northwestern	Big Ten		Boston College	ACC		
2008	Notre Dame	Independent		Navy	American		
2009	Vanderbilt	Southeastern		Northwestern	Big Ten		
2010	Miami	ACC		Stanford	Pac-12		
2011	Notre Dame	Independent		Toledo	MAC		
2012	Northwestern	Big Ten		Vanderbilt	SEC		
2013	Georgia	SEC					
2014	Rice	Conference USA					
	Stanford	Pac-12					
	Tulane	Conference USA					
	Duke	ACC					
	Northwestern	Big Ten					
	Notre Dame	Independent					

ACC Honorable Mention

1984	Virginia	
1986	Duke	
1987	North Carolina, Virginia	
1988	Duke, Georgia Tech, Maryland, Virginia	
1989	Duke, Georgia Tech, Virginia	
1990	Georgia Tech, North Carolina, Virginia	
1991	Duke, North Carolina, Virginia, Wake Forest	
1992	Duke, North Carolina, Virginia	
1993	Georgia Tech, North Carolina, Virginia, Wake Forest	
1994	Florida State, Maryland, Virginia, North Carolina, Wake Forest	
1995	North Carolina, Virginia	
1996	Florida State, Maryland, NC State, Virginia, Wake Forest	

ACC RHODES SCHOLAR ATHLETES

Since 1903, ACC schools have produced 23 Rhodes Scholars who also lettered in athletics while at their respective institutions.

1913	John V. Ray, Virginia	Football	1961	Rex Adams, Duke	Football
1914	Robert Gooch, Virginia	Football	1974	Tom McMillen, Maryland	Basketball
1916	George Anderson, Virginia	Football	1979	Karen Stevenson, North Carolina	Track
1917	Arthur Kinsolving, Virginia	Football	1985	Robert Hadley, North Carolina	Basketball
1922	Benjamin Baker, Virginia	Track	1987	Maria Merritt, Wake Forest	Track
1922	Eldridge Campbell, Virginia	Football	2006	Garrett Johnson, Florida State	Track
1925	Coleman Walker, Virginia	Football	2007	Michelle Sikes, Wake Forest	Cross Country
1926	Walter Brown, Virginia	Football	2007	Charles Salmon, Duke	Cross Country
1926	Charles Gleaves, Virginia	Track	2008	Myron Rolle, Florida State	Football
1932	Fenton Gentry, Virginia	Football		Julia Parker Goyer, Duke	Women's Tennis
1935	Murat Williams, Virginia	Track			
1938	Luke Harvey Poe, Virginia	Track			
1947	James B. Whitlach, Virginia	Track			

GSC ACADEMIC ALL-AMERICANS

Since 1952, Academic All-America teams have been selected by the College Sports Communicators. To be eligible, a student-athlete must be a regular performer and have at least a 3.200 grade-point average.

First Team Academic All-America

1952	Ed Gossage, Georgia Tech, T
	Cecil Turner, Georgia Tech, DE
	Larry Morris, Georgia Tech, C-LB
1953	Bernie Faloney, Maryland, RB
1954	George Falahunik, Maryland, T
1955	Wade Mitchell, Georgia Tech, QB-S
1956	Allen Ecker, Georgia Tech, G
	Mike Sandusky, Maryland, T
1959	Lou Cordileone, Clemson, T
1960	Roman Gabriel, NC State, QB
1963	Joe Scarpati, NC State, RB
1964	Ken Willard, North Carolina, RB
1965	Bill Jones, Duke, T
1966	Roger Hayes, Duke, DE
	Jim Breland, Georgia Tech, C
	W.J. Blaine, Georgia Tech, LB
	Bill Eastman, Georgia Tech, DB
1967	Bob Laskey, Duke, DT
	Bill Eastman, Georgia Tech, DB
	Steve Warren, NC State, OT
1970	Curt Rawley, Duke, DT
1971	Charles Putnik, North Carolina, DL
	Craig John, NC State, G
1972	Gary Huff, Florida State, QB
	Tom Kennedy, Virginia, G
1973	Stan Fritts, NC State, RB
	Justus Everett, NC State, C
1974	Justus Everett, NC State, C
1975	Kim Hoover, Maryland, DE
	Bob Meade, Virginia, DT
1978	Steve Fuller, Clemson, QB
	Joe Muffler, Maryland, DL
1979	William Jones, Florida State, DB
	Phil Williams, Florida State, WR
1980	William Jones, Florida State, DB
	Sheldon Fox, Georgia Tech, LB
	Calvin Warren, NC State, P
1981	Rohn Stark, Florida State, P
1985	Kevin Anthony, North Carolina, QB
1986	Mike Diminick, Duke, DB
1987	Mike Diminick, Duke, DB
1988	Mike Diminick, Duke, DB
1989	Doug Kley, Duke, DL
1990	Stefan Scotton, Georgia Tech, RB
1991	Bruce Bratton, Clemson, OL
1993	Travis Pearson, Duke, DL
	Tom Burns, Virginia, LB
1995	Derrick Brooks, Florida State, LB
	Ed Glenn, Clemson, TE
	Chris Hennie-Roed, NC State, OT
	Mike Morton, North Carolina, LB
	Matt Williams, Duke, OT
1996	Tiki Barber, Virginia, RB
1997	Daryl Bush, Florida State, LB;
	Stephen Phelan, Virginia, DB
1999	Kyle Young, Clemson, OL
	Dan Dyke, Georgia Tech, P
2000	Kyle Young, Clemson, OL
	Chad Carson, Clemson, LB
	Dan Dyke, Georgia Tech, P
2001	Kyle Young, Clemson, OL
	Chad Carson, Clemson, LB
	Dan Dyke, Georgia Tech, P
2002	Dan Dyke, Georgia Tech, P
2006	William Lee, NC State, OL
2007	William Lee, NC State, OL
2008	Louis Frazier, Wake Forest, OL
2012	Dustin Hopkins, Florida State, PK
2013	Perry Simmons, Duke, T
2014	David Helton, Duke, LB
2015	A.J. Wolf, Duke, DT
2016	A.J. Wolf, Duke, DT
	Cameron MacPherson, Syracuse, TE
2017	Braxton Berrios, Miami, WR

CLASS OF 2005 – JACKSONVILLE, FLA.

Name	Pos.	Years	School
Mike Ruth	NG	1982-85	Boston College
Jeff Davis	LB	1978-81	Clemson
Leo Hart	QB	1968-70	Duke
Marvin Jones	LB	1990-92	Florida State
Joe Hamilton	QB	1996-99	Georgia Tech
Jack Scarbath	QB	1950-52	Maryland
George Mira	QB	1961-63	Miami
Don McCauley	TB	1968-70	North Carolina
Roman Gabriel	QB	1959-61	NC State
Bill Dudley	RB	1939-41	Virginia
Bruce Smith	DE	1981-84	Virginia Tech
Bill Armstrong	FE	1973-76	Wake Forest

CLASS OF 2006 – JACKSONVILLE, FLA.

Doug Flutie	QB	1981-84	Boston College
Michael Dean Perry	DT	1984-87	Clemson
Art Gregory	T	1960-62	Duke
William Floyd	FB	1990-93	Florida State
Marco Coleman	OLB	1989-91	Georgia Tech
Randy White	DT	1972-74	Maryland
Gino Torretta	QB	1989-92	Miami
William Fuller	DT	1980-83	North Carolina
Jim Ritcher	C	1976-79	NC State
Jim Dombrowski	T	1982-85	Virginia
Carroll Dale	WR	1956-59	Virginia Tech
James McDougald	RB	1976-79	Wake Forest

CLASS OF 2007 – JACKSONVILLE, FLA.

Pete Mitchell	TE	1991-94	Boston College
Jerry Butler	WR	1975-78	Clemson
Clarkston Hines	WR	1986-89	Duke
LeRoy Butler	DB	1987-89	Florida State
George Morris	LB	1950-52	Georgia Tech
Dick Shiner	QB	1961-63	Maryland
Jim Kelly	QB	1979-82	Miami
Harris Barton	T	1983-86	North Carolina
Dennis Byrd	DE	1965-67	NC State
Joe Palumbo	DG	1949-51	Virginia
Antonio Freeman	WR	1991-94	Virginia Tech
Norm Snead	QB	1958-60	Wake Forest

CLASS OF 2008 – TAMPA, FLA.

Steve DeOssie	LB	1980-83	Boston College
Levon Kirkland	OLB	1988-91	Clemson
Claude Moorman II	E	1958-60	Duke
Danny Kannell	QB	1992-95	Florida State
Pat Swilling	OLB	1982-85	Georgia Tech
Stan Jones	DT	1950-53	Maryland
Russell Maryland	DT	1987-90	Miami
Marcus Jones	DT	1992-95	North Carolina
Bill Yoest	G	1970-73	NC State
Tiki Barber	TB	1993-96	Virginia
Don Strock	QB	1970-73	Virginia Tech
John Henry Mills	TE	1988-92	Wake Forest

CLASS OF 2009 – TAMPA, FLA.

Mike Mayock	DB	1976-80	Boston College
Danny Ford	HC	1979-89	Clemson
Bob Pascal	HB	1953-55	Duke
Chris Weinke	QB	1997-00	Florida State
Eddie Lee Ivery	RB	1975-78	Georgia Tech
Kevin Glover	C	1982-84	Maryland
Vinny Testaverde	QB	1982-86	Miami
Kelvin Bryant	TB	1979-82	North Carolina
Willie Burden	RB	1971-73	NC State
Jim Bakhtiar	RB	1955-57	Virginia
Bob Schweickert	QB	1962-64	Virginia Tech
Bill Barnes	RB	1954-56	Wake Forest

CLASS OF 2010 – CHARLOTTE, N.C.

Name	Pos.	Years	School
Tony Thurman	DB	1981-85	Boston College
Steve Fuller	QB	1975-78	Clemson
Jay Wilkinson	HB-QB	1961-63	Duke
Peter Boulware	DE	1994-96	Florida State
Randy Rhino	DB	1972-74	Georgia Tech
Darryl Hill	WR	1963	Maryland
Cortez Kennedy	DT	1988-89	Miami
Ethan Horton	TB	1981-84	North Carolina
Ted Brown	RB	1975-78	NC State
Barry Word	RB	1983-85	Virginia
Cornell Brown	DE	1993-96	Virginia Tech
Larry Hopkins	FB	1970-71	Wake Forest

CLASS OF 2011 – CHARLOTTE, N.C.

Stephen Boyd	ILB	1991-94	Boston College
Perry Tuttle	WR	1978-81	Clemson
Ben Bennett	QB	1980-83	Duke
Andre Wadsworth	DE	1994-97	Florida State
Lucius Sanford	LB	1975-77	Georgia Tech
Rich Novak	QB	1959-61	Maryland
Jim Otto	C	1957-59	Miami
Chris Hanburger	LB	1962-64	North Carolina
Marc Primanti	PK	1995-96	NC State
Chris Slade	DE	1989-92	Virginia
Mike Johnson	LB	1980-83	Virginia Tech
Larry Russell	QB	1969-71	Wake Forest

CLASS OF 2012 – CHARLOTTE, N.C.

Bob Hyland	G	1964-66	Boston College
Bennie Cunningham	TE	1973-75	Clemson
Mike McGee	G	1957-59	Duke
Sam Cowart	LB	1993-97	Florida State
Ken Swilling	S	1988-91	Georgia Tech
Chet Hanulak	RB	1951-53	Maryland
Ted Hendricks	DE	1966-68	Miami
Dre Bly	CB	1996-98	North Carolina
Torry Holt	WR	1995-98	NC State
Frank Quayle	TB	1966-68	Virginia
Pierson Prioleau	DB	1995-98	Virginia Tech
Ed Stetz	LB	1969-71	Wake Forest

CLASS OF 2013 – CHARLOTTE, N.C.

Mike Cloud	RB	1995-98	Boston College
Terry Kinard	S	1979-82	Clemson
Wes Chesson	WR	1968-70	Duke
Jamie Dukes	G	1982-85	Florida State
Robert Lavette	RB	1981-84	Georgia Tech
Boomer Esiason	QB	1981-83	Maryland
Edgerrin James	RB	1996-98	Miami
Ken Willard	FB	1962-64	North Carolina
Dave Buckley	QB	1972-75	NC State
Don Buckley	WR	1972-75	NC State
Johnny Majors	HC	'73-76;93-96	Pitt
Floyd Litte	HB	1964-66	Syracuse
Tom Scott	DE	1950-52	Virginia
Andre' Davis	WR	1998-01	Virginia Tech
Jay Venuto	QB	1979-80	Wake Forest

CLASS OF 2014 – CHARLOTTE, N.C.

Name	Pos.	Years	School
Chris Snee	G	2001-03	Boston College
Donnell Woolford	CB	1985-88	Clemson
Chris Castor	WR	1979-82	Duke
Derrick Brooks	OLB	1991-94	Florida State
John Davis	C-T	1983-86	Georgia Tech
Frank Minnifield	CB	1979-82	Louisville
Darrin Smith	LB	1988-92	Miami
Greg Ellis	DE	1994-97	North Carolina
Jesse Campbell	S	1988-90	NC State
Hugh Green	DE	1977-80	Pitt
Art Monk	WR	1976-79	Syracuse
George Welsh	HC	1982-00	Virginia
Jake Grove	C	2000-03	Virginia Tech
Alan White	RB	1959-61	Wake Forest

CLASS OF 2015 – CHARLOTTE, N.C.

Dan Koppen	C	1999-01	Boston College
Anthony Simmons	ILB	1995-97	Clemson
Chris Douglas	RB	2000-03	Duke
Warrick Dunn	RB	1993-96	Florida State
Bobby Ross	HC	1987-91	Georgia Tech
Chris Redman	QB	1996-99	Louisville
Clinton Portis	RB	1999-01	Miami
Ken Huff	G	1972-74	North Carolina
Fred Combs	CB	1965-67	NC State
Tony Dorsett	RB	1973-76	Pitt
Chris Gedney	TE	1989-92	Syracuse
Patrick Kerney	DE	1995-98	Virginia
Corey Moore	DE	1997-99	Virginia Tech
Chuck Ramsay	K	1971-73	Wake Forest

2016: Due to the change in the host site for the 2016 Dr Pepper ACC Football Championship Game, no ACC Legends Class was selected.

CLASS OF 2017 – CHARLOTTE, N.C.

Matt Hasselbeck	QB	1994-97	Boston College
Homer Jordan	QB	1979-82	Clemson
Bob Harris	Broadcaster	1976-2017	Duke
*Monk Bonasorte	DB	1977-80	Florida State
Keith Brooking	LB	1994-97	Georgia Tech
Joe Jacoby	OT	1977-80	Louisville
Bennie Blades	S	1985-87	Miami
Brian Simmons	LB	1994-97	North Carolina
Levar Fisher	LB	1998-2001	NC State
Jimbo Covert	OT	1978-82	Pitt
Tom Coughlin	HB	1965-67	Syracuse
Bob Davis	QB	1964-66	Virginia
Jim Pyne	C	1990-93	Virginia Tech
Ryan Plackemeier	P	2002-05	Wake Forest

*honored posthumously

CLASS OF 2018 – CHARLOTTE, N.C.

Mathias Kiwanuka	DE	2002-05	Boston College
Joe Bostic	OG	1975-78	Clemson
Steve Spurrier	HC	1987-89	Duke
Bobby Bowden	HC	1976-2009	Florida State
Joshua Nesbitt	QB	2007-10	Georgia Tech
Roman Oben	OT	1992-95	Louisville
Ed Reed	S	1998-2001	Miami
Ron Ruskak	OG	1970-72	North Carolina
Mario Williams	DE	2003-05	NC State
Mark May	OT	1977-80	Pitt
Don McPherson	QB	1983-87	Syracuse
Herman Moore	WR	1987-90	Virginia
Eddie Royal	WR	2004-07	Virginia Tech
Steve Justice	C	2004-07	Wake Forest

CLASS OF 2019 – CHARLOTTE, N.C.

Joe Nash	DL	1978-81	Boston College
Brian Dawkins	FS	1992-95	Clemson
Chris Port	OT	1986-89	Duke
Ron Sellers	FL	1966-68	Florida State
Derrick Morgan	LB	2007-09	Georgia Tech
Deion Branch	WR	2000-01	Louisville
Bernie Kosar	QB	1983-84	Miami
Julius Peppers	LB	1998-2000	North Carolina
Nate Irving	LB	2006-10	NC State
Rickey Jackson	DE	1977-80	Pitt
Joe Morris	RB	1978-81	Syracuse
Don Majkowski	QB	1984-86	Virginia
DeAngelo Hall	CB	2001-03	Virginia Tech
Bob McCreary	OT/DT	1958-60	Wake Forest

2020: Due to the COVID-19 pandemic, no ACC Legends Class was selected.

CLASS OF 2021 – CHARLOTTE, N.C.

Mark Herzlich	LB	2006-10	Boston College
David Treadwell	PK	1984-87	Clemson
Anthony Dilweg	QB	1985-88	Duke
Peter Warrick	WR	1995-99	Florida State
Morgan Burnett	S	2007-09	Georgia Tech
Harry Douglas	WR	2004-07	Louisville
Reggie Wayne	WR	1997-2000	Miami
Vonnie Holliday	DL	1994-97	North Carolina
Jerricho Cotchery	WR	2000-03	NC State
Dan Marino	QB	1979-82	Pitt
Markus Paul	S	1985-87	Syracuse
Shawn Moore	QB	1987-90	Virginia
Frank Beamer	Coach	1966-68, 1987-2015	Virginia Tech
Desmond Clark	WR	1995-98	Wake Forest

CLASS OF 2022 – CHARLOTTE, N.C.

Luke Kuechly	LB	2009-11	Boston College
Terry Allen	RB	1987-89	Clemson
DeVon Edwards	DB/KR	2013-16	Duke
Terrell Buckley	WR/KR	1989-91	Florida State
Demaryius Thomas	WR	2007-09	Georgia Tech
Bilal Powell	RB	2007-10	Louisville
Chuck Foreman	RB/WR/CB	1970-72	Miami
Natrone Means	RB	1990-92	North Carolina
David Amerson	CB	2010-12	NC State
Darrelle Revis	CB	2004-06	Pitt
Donovan McNabb	QB	1995-98	Syracuse
Thomas Jones	RB	1996-99	Virginia
Michael Vick	QB	1999-2000	Virginia Tech
Ricky Proehl	WR	1986-89	Wake Forest

TOTAL OFFENSE

Touchdown Responsibility

Rk.	Name, School	Years	TDs
1.	Tajh Boyd, Clemson	2010-13	133
2.	Sam Hartman, Wake Forest	2018-22	128
3.	Malik Cunningham, Louisville	2018-22	120
4.	Lamar Jackson, Louisville	2015-17	119
5.	Deshaun Watson, Clemson	2014-16	116
6.	Philip Rivers, NC State	2000-03	112
7.	Sam Howell, North Carolina	2019-21	111
8.	Trevor Lawrence, Clemson	2018-20	108
9.	Kenny Pickett, Pitt	2017-21	102
10.	Marquise Williams, North Carolina	2012-15	96
11.	Russell Wilson, NC State	2008-10	93
	Eric Dungey, Syracuse	2015-18	93
13.	Shawn Moore, Virginia	1987-90	83
	Joe Hamilton, Georgia Tech	1996-99	83
	Chris Weinke, Florida State	1997-00	83
16.	Darian Durant, North Carolina	2001-04	79
	Brennan Armstrong, UVA/NCSU	2018-present	79
18.	Logan Thomas, Virginia Tech	2010-13	78
	John Wolford, Wake Forest	2014-17	78
20.	Thaddeus Lewis, Duke	2006-09	76
21.	Chris Rix, Florida State	2001-04	75
22.	Jamie Barnette, NC State	1996-99	74
23.	Brad Kaaya, Miami	2014-16	73
24.	Jameis Winston, Florida State	2013-14	72
25.	Jordan Travis, Florida State	2018-present	71

Total Plays

Rk.	Name, School	Years	Plays
1.	Kenny Pickett, Pitt	2017-21	2,090
2.	Sam Hartman, Wake Forest	2018-22	2,013
3.	Philip Rivers, NC State	2000-03	1,962
4.	Tajh Boyd, Clemson	2010-13	1,907
5.	Thaddeus Lewis, Duke	2006-09	1,860
6.	Reggie Ball, Georgia Tech	2003-06	1,858
7.	Eric Dungey, Syracuse	2015-18	1,822
8.	Tanner Price, Wake Forest	2010-13	1,804
9.	Logan Thomas, Virginia Tech	2010-13	1,743
10.	Lamar Jackson, Louisville	2015-17	1,741

500-Yard Games

Rk.	Name, School	Years	No.
1.	Lamar Jackson, Louisville	2015-17	3
2.	Rusty LaRue, Wake Forest	1992-95	2
	Chris Weinke, Florida State	1997-00	2
4.	Twelve players tied with one, active players below		
	Brennan Armstrong, UVA/NCSU	2018-present	1
	Drake Maye, North Carolina	2021-present	1

400-Yard Games

Rk.	Name, School	Years	No.
1.	Lamar Jackson, Louisville	2015-17	14
2.	Deshaun Watson, Clemson	2014-16	13
3.	Tajh Boyd, Clemson	2010-13	8
	Brennan Armstrong, UVA/NCSU	2018-present	8
5.	Philip Rivers, NC State	2000-03	7
	Eric Dungey, Syracuse	2015-18	7
7.	Scott Milanovich, Maryland	1992-95	5

TOTAL OFFENSE YARDAGE

Rk.	Player, School	Years	Rush	Pass	Total
1.	Sam Hartman, Wake Forest	2018-22	855	12,967	13,822
2.	Philip Rivers, NC State	2000-03	98	13,484	13,582
3.	Lamar Jackson, Louisville	2015-17	4,132	9,043	13,175
4.	Kenny Pickett, Pitt	2017-21	809	12,303	13,112
5.	Tajh Boyd, Clemson	2010-13	1,165	11,094	13,069
6.	Deshaun Watson, Clemson	2014-16	1,934	10,163	12,097
7.	Malik Cunningham, Louisville	2018-22	2,771	9,308	12,079
8.	Ryan Finley, NC State	2014-18	382	11,147	11,529
9.	Eric Dungey, Syracuse	2015-18	1,993	9,340	11,333
10.	Sam Howell, North Carolina	2018-21	1,009	10,283	11,292
11.	Trevor Lawrence, Clemson	2018-20	943	10,098	11,041
12.	Joe Hamilton, Georgia Tech	1996-99	1,758	8,882	10,640
13.	Marquise Williams, North Carolina	2012-15	2,458	7,965	10,423
14.	Logan Thomas, Virginia Tech	2010-13	1,358	9,005	10,363
15.	Brennan Armstrong, UVA/NCSU	2018-present	9,034	1,267	10,301
16.	Thaddeus Lewis, Duke	2006-09	-78	10,065	9,987
17.	Riley Skinner, Wake Forest	2006-09	161	9,762	9,923
18.	John Wolford, Wake Forest	2014-17	1,120	8,794	9,914
19.	Charlie Whitehurst, Clemson	2002-05	94	9,665	9,759
20.	Jamie Barnette, NC State	1996-99	177	9,461	9,638
21.	Darian Durant, North Carolina	2001-04	875	8,755	9,630
22.	Russell Wilson, NC State	2008-10	1,083	8,545	9,628
23.	Brad Kaaya, Miami	2014-16	-386	9,968	9,582
24.	Reggie Ball, Georgia Tech	2003-06	1,451	8,128	9,579
25.	Daniel Jones, Duke	2015-18	1,323	8,201	9,524
26.	Chris Weinke, Florida State	1997-00	-366	9,839	9,473
27.	Sean Renfree, Duke	2009-12	-167	9,465	9,298
28.	Shawn Jones, Georgia Tech	1989-92	855	8,411	9,296
29.	Chris Rix, Florida State	2001-04	823	8,390	9,213
	Tyrod Taylor, Virginia Tech	2007-10	2,196	7,017	9,213

TOTAL OFFENSE YARDS PER GAME

Rk.	Player, School	Years	Games	Yards	PG
1.	Lamar Jackson, Louisville	2015-17	38	13,582	346.7
2.	Deshaun Watson, Clemson	2014-16	38	12,097	318.3
3.	Jameis Winston, Florida State	2013-14	27	8,248	305.5
4.	Sam Howell, North Carolina	2019-21	37	11,292	305.2
5.	Charlie Ward, Florida State	1992-93	22	6,522	296.5
6.	Bryce Perkins, Virginia	2018-19	27	7,910	293.0
7.	Eric Dungey, Syracuse	2015-18	39	11,333	290.6
8.	Philip Rivers, NC State	2000-03	49	13,680	279.2
9.	Tajh Boyd, Clemson	2010-13	47	13,069	278.1
10.	Trevor Lawrence, Clemson	2018-20	40	11,041	276.0
11.	Sam Hartman, Wake Forest	2018-22	48	12,967	270.1
12.	Russell Wilson, NC State	2008-10	36	9,628	267.5
13.	Daniel Jones, Duke	2016-18	36	9,524	264.6
14.	Chris Weinke, Florida State	1997-00	36	9,473	263.1
15.	Deondre Francois, Florida State	2016-18	25	6,496	259.8
16.	Brad Kaaya, Miami	2014-16	38	9,582	252.2
17.	Kenny Pickett, Pitt	2017-21	52	13,112	252.2
18.	Matt Ryan, Boston College	2005-07	36	9,005	250.1
19.	Joe Hamilton, Georgia Tech	1996-99	43	10,640	247.4
20.	Ryan Finley, NC State	2014-18	47	11,529	245.3
21.	Jacoby Brissett, NC State	2014-15	26	6,167	237.2
22.	Kurt Benkert, Virginia	2016-17	24	5,602	233.4
23.	Bryn Renner, North Carolina	2010-13	35	8,128	232.2
24.	Sean Renfree, Duke	2009-12	41	9,298	226.8
25.	Christian Ponder, Florida State	2007-09	34	7,705	226.6
26.	Woodrow Dantzler, Clemson	1998-01	39	8,798	225.6
27.	Mike Elkins, Wake Forest	1985-88	32	7,170	224.1
28.	Jay Venuto, Wake Forest	1979-80	22	4,915	223.4
29.	Charlie Whitehurst, Clemson	2002-05	44	9,759	221.8
30.	Logan Thomas, Virginia Tech	2010-13	47	10,363	220.5

Minimum two years played & 50 percent of team's games

– **Brennan Armstrong, UVA/NCSU** 2018-present **41** **10,301** **251.2**

RUSHING YARDAGE

Rk.	Player, School	Years	Att.	Avg.	TD	Yards
1.	Travis Etienne, Clemson	2017-20	686	7.2	70	4,952
2.	Ted Brown, NC State	1975-78	860	5.4	49	4,602
3.	Dalvin Cook, Florida State	2014-16	687	6.5	47	4,464
4.	Amos Lawrence, North Carolina	1977-80	881	5.0	28	4,391
5.	AJ Dillon, Boston College	2017-19	845	5.1	38	4,328
6.	LaMont Jordan, Maryland	1997-00	807	5.4	36	4,147
7.	Lamar Jackson, Louisville	2015-17	655	6.3	50	4,132
8.	Robert Lavette, Georgia Tech	1981-84	914	4.4	45	4,066
9.	Chris Barclay, Wake Forest	2002-05	840	4.8	40	4,032
10.	Thomas Jones, Virginia	1996-99	809	4.9	36	3,998
11.	Mike Voight, North Carolina	1973-76	826	4.8	42	3,971
12.	Warrick Dunn, Florida State	1993-96	575	6.9	37	3,959
13.	James Davis, Clemson	2005-08	753	5.2	47	3,881
14.	James McDougald, Wake Forest	1976-79	880	4.3	30	3,811
15.	Andre Williams, Boston College	2010-13	704	5.3	28	3,739
16.	James Conner, Pitt	2013-14,16	668	5.6	52	3,733
17.	Raymond Priester, Clemson	1994-97	746	5.0	21	3,717
18.	Jerry Mays, Georgia Tech	1985-89	695	5.3	18	3,699
19.	Leon Johnson, North Carolina	1993-96	802	4.6	43	3,693
20.	Joe McIntosh, NC State	1981-84	729	5.0	20	3,642
21.	Montel Harris, Boston College	2008-11	755	4.8	27	3,600
22.	Tremayne Stephens, NC State	1994-97	680	5.2	23	3,553
23.	C.J. Spiller, Clemson	2006-09	606	5.9	32	3,547
24.	Duke Johnson, Miami	2012-14	526	6.7	26	3,519
25.	Andre Ellington, Clemson	2009-12	621	5.5	33	3,436
26.	Wayne Gallman, Clemson	2014-16	676	5.1	34	3,429
27.	Michael Carter, North Carolina	2017-20	514	6.6	22	3,403
28.	Tiki Barber, Virginia	1993-96	651	5.2	31	3,389
29.	Tashard Choice, Georgia Tech	2005-07	675	5.0	28	3,365
30.	Terry Kirby, Virginia	1989-92	567	5.9	24	3,348

RUSHING YARDS PER GAME

Rk.	Player, School	Years	Games	Yards	Avg.	Per Game
1.	AJ Dillon, Boston College	2017-19	36	4,382	5.1	121.7
2.	Dalvin Cook, Florida State	2014-16	38	4,464	6.5	117.5
3.	Lamar Jackson, Louisville	2015-17	38	4,132	6.3	108.7
4.	Giovani Bernard, North Carolina	2011-12	23	2,481	5.9	107.9
5.	Ted Brown, NC State	1975-78	43	4,602	5.4	107.0
6.	Duke Johnson, Miami	2012-14	33	3,519	6.7	106.6
7.	Steve Jones, Duke	1970-72	28	2,951	4.3	105.4
8.	Javian Hawkins, Louisville	2018-20	23	2,355	5.9	102.4
9.	Don McCauley, North Carolina	1968-70	31	3,172	5.3	102.3
10.	Amos Lawrence, North Carolina	1977-80	43	4,391	5.0	102.1
11.	Larry Hopkins, Wake Forest	1970-71	22	2,212	4.9	100.5
12.	Natrone Means, North Carolina	1990-92	31	3,074	5.1	99.2
13.	Jerry Mays, Georgia Tech	1985-89	38	3,699	5.3	97.3
14.	Sean Tucker, Syracuse	2020-22	33	3,182	5.4	96.4
	LaMont Jordan, Maryland	1997-00	43	4,147	5.1	96.4
15.	Kelvin Bryant, North Carolina	1979-82	34	3,267	5.5	96.1
16.	Steve Atkins, Maryland	1975-78	31	2,971	4.8	95.84
17.	Montel Harris, Boston College	2008-11	39	3,735	4.7	95.77
18.	James Conner, Pitt	2013-14,16	39	3,733	5.6	95.72
19.	Robert Lavette, Georgia Tech	1981-84	43	4,066	4.4	94.6
20.	Mike Voight, North Carolina	1973-76	42	3,971	4.8	94.5
21.	Joe McIntosh, NC State	1981-84	39	3,642	5.0	93.4
22.	Thomas Jones, Virginia	1996-99	44	3,998	4.9	90.9
23.	Travis Etienne, Clemson	2017-20	55	4,952	7.2	90.0
24.	Frank Quayle, Virginia	1966-68	30	2,695	5.2	89.8
25.	Terry Allen, Clemson	1987-89	31	2,778	5.3	89.6
26.	Buddy Gore, Clemson	1966-68	29	2,571	4.3	88.7
27.	Tashard Choice, Georgia Tech	2005-07	38	3,365	5.0	88.6
28.	Chris Barclay, Wake Forest	2002-05	46	4,032	4.8	87.7
29.	James McDougald, Wake Forest	1976-79	44	3,811	4.3	86.6
30.	Raymond Priester, Clemson	1994-97	43	3,717	4.9	86.4

Minimum two years played & 50 percent of team's games

RUSHING

Rushing Touchdowns

1.	Travis Etienne, Clemson	2017-20	70
2.	James Conner, Pitt	2013-14,16	52
3.	Lamar Jackson, Louisville	2015-17	50
	Malik Cunningham, Louisville	2018-22	50
5.	Ted Brown, NC State	1975-78	49
6.	James Davis, Clemson	2005-08	47
7.	Dalvin Cook, Florida State	2014-16	46
8.	Robert Lavette, Georgia Tech	1981-84	45
9.	Rick Badanjek, Maryland	1982-85	44
10.	Leon Johnson, North Carolina	1993-96	43
	Wali Lundy, Virginia	2002-05	43

Rushing Attempts

1.	Robert Lavette, Georgia Tech	1981-84	914
2.	Amos Lawrence, North Carolina	1977-80	881
3.	James McDougald, Wake Forest	1976-79	880
4.	Ted Brown, NC State	1975-78	860
5.	AJ Dillon, Boston College	2017-19	845
6.	Chris Barclay, Wake Forest	2002-05	840

200-Yard Games

1.	Thomas Jones, Virginia	1996-99	6
2.	Andre Williams, Boston College	2010-13	5
3.	James Conner, Pitt	2013-14,16	4
	AJ Dillon, Boston College	2017-10	4
5.	Mike Voight, North Carolina	1973-76	3
	Amos Lawrence, North Carolina	1977-80	3
	Charlie Wysocki, Maryland	1978-81	3
	Natrone Means, North Carolina	1990-92	3
	Chris Barclay, Wake Forest	2002-05	3
	Dalvin Cook, Florida State	2014-16	3
	Travis Etienne, Clemson	2017-20	3

100-Yard Games

1.	Ted Brown, NC State	1975-78	27
2.	Amos Lawrence, North Carolina	1977-80	23
	Lamar Jackson, Louisville	2015-17	23
4.	Montel Harris, Boston College	2008-11	22
5.	Warrick Dunn, Florida State	1993-96	21
	Dalvin Cook, Florida State	2014-16	21
7.	Joe McIntosh, NC State	1981-84	20
	AJ Dillon, Boston College	2017-19	20
	Travis Etienne, Clemson	2017-20	20
10.	Tiki Barber, Virginia	1993-96	19

RUSHING

Consecutive 100-Yard Games

No.	Name, School	Date Started	Date Ended	No.
1.	Tashard Choice, Georgia Tech	10-28-06	9-8-07	9
2.	Don McCauley, North Carolina	10-25-69	9-26-70	8
	Ted Brown, NC State	10-27-77	9-30-78	8
	Tiki Barber, Virginia	9-7-96	11-2-96	8
5.	Steve Atkins, Maryland	9-9-78	10-21-78	7
	David Wilson, Virginia Tech	9-24-11	11-10-11	7
	Lamar Jackson, Louisville	10-14-17	12-30-17	7
	Sean Tucker, Syracuse	9-18-21	10-30-21	7
9.	Kelvin Bryant, North Carolina	11-8-80	9-26-81	6
	Warrick Dunn, Florida State	9-2-95	10-14-95	6
	Montel Harris, Boston College	10-31-09	9-4-10	6
	Montel Harris, Boston College	10-16-10	11-20-10	6
	Duke Johnson, Miami	9-27-14	11-15-14	6
	Travis Etienne, Clemson	10-12-19	11-16-19	6
	Israel Abanikanda, Pitt	10-8-22	11-26-22	6

Consecutive 100-Yard Games to Open Season

1.	Tiki Barber, Virginia	9-7-96	11-2-96	8
2.	Steve Atkins, Maryland	9-9-78	10-2-78	7
3.	Warrick Dunn, Florida State	9-2-95	10-14-05	6
4.	Bruce Perry, Maryland	9-1-01	10-6-01	5
	Lamar Miller, Miami	9-3-11	10-8-11	5

RUSHING YARDAGE BY QUARTERBACKS

Rk.	Player, School	Years	Yards
1.	Lamar Jackson, Louisville	2015-17	4,132
2.	Joshua Nesbitt, Georgia Tech	2007-10	2,806
3.	Woodrow Dantzler, Clemson	1998-01	2,761
4.	Malik Cunningham, Louisville	2018-22	2,771
5.	Marquise Williams, North Carolina	2012-15	2,458
6.	Justin Thomas, Georgia Tech	2013-16	2,412
7.	Tevin Washington, Georgia Tech	2009-12	2,225
8.	Tyrod Taylor, Virginia Tech	2007-10	2,196
9.	TaQuon Marshall, Georgia Tech	2015-18	2,189
10.	Eric Dungey, Syracuse	2015-18	1,993
11.	Mike Dunn, Duke	1975-78	1,939
12.	Deshaun Watson, Clemson	2014-16	1,934
13.	Larry Russell, Wake Forest	1969-71	1,923
14.	Joe Hamilton, Georgia Tech	1996-99	1,758
15.	Steve Fuller, Clemson	1975-78	1,737
16.	Bryce Perkins, Virginia	2018-19	1,692
17.	Reggie Ball, Georgia Tech	2003-06	1,451
18.	Logan Thomas, Virginia Tech	2010-13	1,358
19.	Daniel Jones, Duke	2015-18	1,323
20.	Shawn Moore, Virginia	1987-90	1,268
--	Brennan Armstrong, UVA/NC State	2018-present	1,267

RUSHING TOUCHDOWNS BY QUARTERBACKS

Rk.	Player, School	Years	TDs
1.	Lamar Jackson, Louisville	2015-17	50
2.	Malik Cunningham, Louisville	2018-22	47
3.	Tevin Washington, Georgia Tech	2009-12	38
4.	Joshua Nesbitt, Georgia Tech	2007-10	35
	Marquise Williams, North Carolina	2012-15	35
	Eric Dungey, Syracuse	2015-18	35
7.	Brandon Connette, Duke	2011-13	31
8.	Larry Russell, Wake Forest	1969-71	29
	TaQuon Marshall, Georgia Tech	2015-18	29
10.	Woodrow Dantzler, Clemson	1998-01	27
11.	Tajh Boyd, Clemson	2010-13	26
	Deshaun Watson, Clemson	2014-16	26
13.	Logan Thomas, Virginia Tech	2010-13	24
15.	Tyrod Taylor, Virginia Tech	2007-10	23
15.	Mike Dunn, Duke	1975-78	22
	Justin Thomas, Georgia Tech	2013-16	22
17.	Bryce Perkins, Virginia	2018-19	20
	Brennan Armstrong, UVA/NCSU	2018-present	20
19.	Shawn Jones, Georgia Tech	1989-92	19
	John Wolford, Wake Forest	2014-17	19

RUSHING YARDS PER CARRY

Rk.	Player, School	Years	Att.	Rush	Total
1.	Orwin Smith, Georgia Tech	2009-12	198	1,839	9.29
2.	Robert Godhigh, Georgia Tech	2010-13	135	1,191	8.82
3.	Clinton Lynch, Georgia Tech	2015-18	155	1,296	8.36
4.	Rock Preston, Florida State	1994-96	179	1,412	7.89
5.	Roddy Jones, Georgia Tech	2008-11	243	1,846	7.60
6.	Embry Peeples, Georgia Tech	2008-11	138	1,035	7.50
7.	Travis Etienne, Clemson	2017-20	686	4,952	7.22
8.	Ed Sutton, North Carolina	1954-56	193	1,334	6.91
9.	Warrick Dunn, Florida State	1993-96	575	3,959	6.89
10.	Duke Johnson, Miami	2012-14	524	3,519	6.69
11.	Michael Carter, North Carolina	2017-20	514	3,403	6.62
12.	Tyler Murphy, Boston College	2014	181	1,184	6.54
13.	Dalvin Cook, Florida State	2014-16	687	4,464	6.50
14.	Anthony Allen, Georgia Tech	2009-10	304	1,934	6.36
15.	Lamar Jackson, Louisville	2015-17	655	4,132	6.31
16.	Jonathan Dwyer, Georgia Tech	2007-09	517	3,226	6.24
17.	Chris Thompson, Florida State	2009-12	277	1,709	6.17
18.	Jaylen Samuels, NC State	2014-17	180	1,104	6.13
19.	Dorsey Levens, Georgia Tech	1992-93	169	1,036	6.13
20.	Travis Homer, Miami	2016-18	334	1,995	6.00

PASSING YARDAGE

Rk.	Player, School	Years	Cmp-Att	Pct.	Int.	TD	Yards
1.	Philip Rivers, NC State	2000-03	1,087-1,711	.635	34	95	13,484
2.	Sam Hartman, Wake Forest	2018-22	944-1,597	.591	41	97	12,967
3.	Kenny Pickett, Pitt	2017-21	1,045-1,674	.624	32	81	12,303
4.	Tajh Boyd, Clemson	2010-13	901-1,402	.643	39	107	11,904
5.	Ryan Finley, NC State	2016-18	881-1,365	.645	25	60	10,505
6.	Sam Howell, North Carolina	2019-21	713-1,117	.638	23	92	10,283
7.	Deshaun Watson, Clemson	2014-16	814-1,207	.674	32	90	10,163
8.	Trevor Lawrence, Clemson	2018-20	758-1,138	.666	17	90	10,098
9.	Thaddeus Lewis, Duke	2006-09	877-1,510	.581	40	67	10,065
10.	Brad Kaaya, Miami	2014-16	720-1,188	.606	24	69	9,968
11.	Chris Weinke, Florida State	1997-00	650-1,107	.587	32	79	9,839
12.	Riley Skinner, Wake Forest	2006-09	903-1,349	.669	37	60	9,762
13.	Charlie Whitehurst, Clemson	2002-05	817-1,368	.597	46	49	9,665
14.	Malik Cunningham, Louisville	2018-22	656-1,048	.626	28	70	9,663
15.	Ben Bennett, Duke	1980-83	820-1,375	.596	57	55	9,614
16.	Sean Renfree, Duke	2009-12	898-1,389	.647	40	51	9,465
17.	Jamie Barnette, NC State	1996-99	637-1,243	.512	40	59	9,461
18.	T.J. Yates, North Carolina	2007-10	795-1,277	.623	46	58	9,377
19.	Eric Dungey, Syracuse	2015-18	786-1,279	.614	30	58	9,340
20.	Lamar Jackson, Louisville	2015-17	619-1,086	.570	27	69	9,043
21.	Brennan Armstrong, UVA/NCSU	2018-present	685-1,131	.606	35	58	9,034
22.	Spence Fischer, Duke	1992-95	786-1,369	.574	46	48	9,019
23.	Logan Thomas, Virginia Tech	2010-13	694-1,249	.556	39	53	9,005
24.	Matt Ryan, Boston College	2005-07	772-1,275	.605	34	54	8,963
25.	Tanner Price, Wake Forest	2010-13	824-1,451	.568	29	52	8,904
26.	Joe Hamilton, Georgia Tech	1996-99	629-1,020	.617	39	65	8,882
27.	Jacory Harris, Miami	2008-11	703-1,170	.601	48	70	8,826
28.	John Wolford, Wake Forest	2014-17	761-1,275	.597	41	59	8,794
29.	Darian Durant, North Carolina	2001-04	701-1,159	.605	38	68	8,755
30.	Russell Wilson, NC State	2008-10	682-1,180	.578	26	76	8,545

PASSING YARDS PER GAME

Rk.	Player, School	Years	Games	Cmp-Att	Yards	PG
1.	Jameis Winston, Florida State	2013-14	27	562-851	7,964	295.0
2.	Sam Howell, North Carolina	2019-21	37	713-1,117	10,283	277.9
3.	Philip Rivers, NC State	2000-03	49	1087-1,710	13,484	275.2
4.	Chris Weinke, Florida State	1997-00	36	650-1,107	9,839	273.3
5.	Sam Hartman, Wake Fost	2018-22	48	944-1,597	12,967	270.1
6.	Ryan Finley, NC State	2014-18	39	881-1,365	10,505	269.4
7.	Deshaun Watson, Clemson	2014-16	38	814-1,207	10,163	267.5
8.	Brad Kaaya, Miami	2014-16	38	720-1,188	9,968	262.3
9.	Charlie Ward, Florida State	1989-93	22	473-759	5,747	261.2
10.	Tajh Boyd, Clemson	2010-13	47	901-1,402	11,904	253.3
11.	Trevor Lawrence, Clemson	2018-20	40	758-1,138	10,098	252.5
12.	Deondre Francois, Florida State	2016-18	25	481-829	6,291	251.6
13.	Matt Ryan, Boston College	2005-07	36	772-1,275	8,963	249.0
14.	Kurt Benkert, Virginia	2016-17	24	526-915	5,759	240.0
15.	Eric Dungey, Syracuse	2015-18	39	786-1,279	9,340	239.5
16.	Lamar Jackson, Louisville	2015-17	38	619-1,086	9,043	238.0
17.	Russell Wilson, NC State	2008-10	36	682-1,180	8,545	237.4
18.	Kenny Pickett, Pitt	2017-21	52	1,045-1,674	12,303	236.6
19.	Sean Renfree, Duke	2009-12	41	898-1,389	9,465	230.9
20.	Bryn Renner, North Carolina	2010-13	35	668-1,005	8,221	234.9
21.	Bryce Perkins, Virginia	2018-19	27	544-845	6,218	230.3
22.	Jay Venuto, Wake Forest	1979-80	22	412-780	5,056	229.8
23.	Ben Bennett, Duke	1980-83	42	820-1,375	9,614	228.9
24.	Mike Elkins, Wake Forest	1985-88	32	609-1,109	7,304	228.3
25.	Daniel Jones, Duke	2016-18	36	764-1,275	8,201	227.8
26.	Devin Leary, NC State	2019-22	30	568-944	6,807	226.9
27.	Gary Schofield, Wake Forest	1981-83	32	637-1,113	7,205	225.2
28.	Charlie Whitehurst, Clemson	2002-05	44	817-1,368	9,665	219.7
29.	Stephen Morris, Miami	2010-13	36	551-955	7,896	219.3
30.	Jamie Barnette, NC State	1996-99	44	637-1,243	9,461	215.0
-	Brennan Armstrong, UVA/NCSU	2018-present	41	685-1,131	9,034	220.3

PASSING

Touchdown Passes

1.	Sam Hartman, Wake Forest	2018-22	110
2.	Tajh Boyd, Clemson	2010-13	107
3.	Philip Rivers, NC State	2000-03	95
4.	Sam Howell, North Carolina	2019-21	92
5.	Deshaun Watson, Clemson	2014-16	90
	Trevor Lawrence, Clemson	2018-20	90
7.	Kenny Pickett, Pitt	2017-21	81
8.	Chris Weinke, Florida State	1997-00	79
9.	Russell Wilson, NC State	2008-10	76
10.	Jacory Harris, Miami	2008-11	70
	Malik Cunningham, Louisville	2018-22	70

Passes Completed

1.	Philip Rivers, NC State	2000-03	1,087
2.	Kenny Pickett, Pitt	2017-21	1,045
3.	Sam Hartman, Wake Forest	2018-22	944
4.	Riley Skinner, Wake Forest	2006-09	903
5.	Tajh Boyd, Clemson	2010-13	901
6.	Sean Renfree, Duke	2009-12	898
7.	Ryan Finley, NC State	2014-18	881
8.	Thaddeus Lewis, Duke	2006-09	877
9.	Tanner Price, Wake Forest	2010-13	824
10.	Ben Bennett, Duke	1980-83	820

Passes Attempted

1.	Philip Rivers, NC State	2000-03	1,711
2.	Kenny Pickett, Pitt	2017-21	1,674
3.	Sam Hartman, Wake Forest	2018-22	1,597
4.	Thaddeus Lewis, Duke	2006-09	1,510
5.	Tanner Price, Wake Forest	2010-13	1,451
6.	Tajh Boyd, Clemson	2010-13	1,402
7.	Sean Renfree, Duke	2009-12	1,390
8.	Ben Bennett, Duke	1980-83	1,375
9.	Spence Fischer, Duke	1992-95	1,369
10.	Charlie Whitehurst, Clemson	2002-05	1,368

500-Yard Games

1.	Chris Weinke, Florida State	1997-00	2
	Rusty LaRue, Wake Forest	1992-95	2
3.	Nine with 1		

400-Yard Games

1.	Philip Rivers, NC State	2000-03	7
	Brennan Armstrong, UVA/NCSU	2018-present	6
3.	Scott Milanovich, Maryland	1992-95	5
	Matt Ryan, Boston College	2004-07	5
	Deshaun Watson, Clemson	2014-16	5
	Mitch Trubisky, North Carolina	2014-16	5
7.	Chris Weinke, Florida State	1997-00	4
	Marquise Williams, North Carolina	2012-15	4

300-Yard Games

1.	Sam Hartman, Wake Forest	2018-22	21
2.	Tajh Boyd, Clemson	2010-13	18
3.	Philip Rivers, NC State	2000-03	18
	Ryan Finley, NC State	2014-18	18
5.	Kenny Pickett, Pitt	2017-21	16
6.	Jameis Winston, Florida State	2013-14	14
	Sam Howell, North Carolina	2019-21	14
8.	Chris Weinke, Florida State	1997-00	13
	Deshaun Watson, Clemson	2014-16	13
	Lamar Jackson, Louisville	2015-17	13
	Trevor Lawrence, Clemson	2018-20	13
-	Brennan Armstrong, UVA/NCSU	2018-present	12

PASSING

Consecutive Passes without an Interception

1.	Russell Wilson, NC State	2008-09	379
2.	Trevor Lawrence, Clemson	2019-20	366
3.	Ryan Finley, NC State	2016-17	339
4.	Drew Weatherford, Florida State	2007	270
5.	Mitch Trubisky, North Carolina	2015-16	243
6.	Christian Ponder, Florida State	2009	237
	Chris Weinke, Florida State	1999	237
8.	Matt Blundin, Virginia	1990-91	213
9.	Thaddeus Lewis, Duke	2007-08	206
10.	Daniel Jones, Duke	2016-17	202
11.	Everett Golson, Florida State	2015	200
12.	Jacoby Brissett, NC State	2014	187
13.	Trevor Lawrence, Clemson	2018-19	182
14.	Tanner Price, Wake Forest	2011-12	181
15.	Thomas Sirk, Duke	2015	178

Career Yardage by Lefthanded QB

1.	Brennan Armstrong, UVA/NCSU	2018-present	9,034
2.	Tanner Price, Wake Forest	2010-13	8,899
3.	Boomer Esiason, Maryland	1981-83	6,184
4.	Jameel Sewell, Virginia	2006-09	5,366
5.	Scott McBrien, Maryland	2002-03	5,169
6.	Phil Barnhill, Wake Forest	1987-90	3,931
7.	Mike Eppley, Clemson	1981-84	3,354

TD Pass Leader through Sophomore Season

1.	Sam Howell, North Carolina	2019-20	68
2.	Trevor Lawrence, Clemson	2018-19	66
3.	Jameis Winston, Florida State	2013-14	65
4.	Dashaun Watson, Clemson	2014-15	49
5.	Russell Wilson, NC State	2008-09	48
6.	Brad Kaaya, Miami	2014-15	42
	Lamar Jackson, Louisville	2015-16	42
8.	Philip Rivers, NC State	2000-01	41
9.	Drake Maye, North Carolina	2021-present	39
10.	Chris Rix, Florida State	2001-02	37
	Tajh Boyd, Clemson	2010-11	37

Most Yards Passing in First Career Start

Dave Brown, Duke vs. Wake Forest	11-4-89	444
Charlie Whitehurst, Clemson vs. Duke	11-2-02	420
Deondre Francois, Florida State vs. Ole Miss	9-5-16	412
Philip Rivers, NC State vs. Arkansas St.	9-2-00	397

PASSING EFFICIENCY

Rk.	Player, School	Years	Cmp-Att	Pct.	Int.	TD	Yards	Rating
1.	Trevor Lawrence, Clemson	2018-20	758-1138	.666	17	90	10,098	164.26
2.	Sam Howell, North Carolina	2019-21	713-1,117	.638	23	92	10,283	164.22
3.	Jameis Winston, Florida State	2013-14	562-851	.660	28	65	7,964	163.28
4.	Mitch Trubisky, North Carolina	2014-16	386-572	.675	10	41	4,762	157.57
5.	Dashaun Watson, Clemson	2014-16	814-1,207	.674	32	90	10,163	157.47
6.	Tajh Boyd, Clemson	2010-13	901-1402	.643	39	107	11,904	155.21
7.	Malik Cunningham, Louisville	2018-22	692-1,105	.626	29	70	9,663	151.74
8.	Bryn Renner, North Carolina	2010-13	668-1005	.665	25	64	8,221	151.22
9.	Chris Weinke, Florida State	1997-00	650-1107	.587	32	79	9,839	151.15
10.	EJ Manuel, Florida State	2009-12	600-897	.669	28	47	7,735	150.43
11.	Joe Hamilton, Georgia Tech	1996-99	629-1020	.617	39	65	8,882	148.19
12.	Brad Kaaya, Miami	2014-16	720-1,188	.606	24	69	9,968	146.20
13.	Sam Hartman, Wake Forest	2018-22	944-1,597	.591	41	110	12,967	144.91
14.	Thad Busby, Florida State	1994-97	411-694	.592	27	46	5,916	144.89
15.	Nathan Peterman, Pitt	2015-16	378-620	.610	15	47	5,236	144.63
16.	Philip Rivers, NC State	2000-03	1087-1710	.635	34	95	13,484	144.16
17.	Shawn Moore, Virginia	1987-90	421-762	.552	32	55	6,629	143.74
18.	George Godsey, Georgia Tech	1998-01	484-765	.633	18	41	6,137	143.64
19.	Lamar Jackson, Louisville	2015-17	619-1,086	.570	27	69	9,043	142.94
20.	Charlie Ward, Florida State	1992-93	468-745	.628	21	49	5,679	142.92
21.	Jamie Newman, Wake Forest	2017-19	306-506	.605	16	35	3,959	142.70
22.	Scott McBrien, Maryland	2002-03	335-598	.560	16	34	5,169	142.04
23.	Marquise Williams, North Carolina	2012-15	625-1019	.613	26	61	7,965	141.88
24.	Justin Thomas, Georgia Tech	2013-16	259-532	.487	18	40	4,754	141.79
25.	Danny Kanell, Florida State	1992-95	529-851	.621	26	57	6,372	141.05
26.	Ryan Finley, NC State	2016-18	881-1,365	.645	25	60	10,505	140.03
27.	Matt Schaub, Virginia	2000-03	716-1069	.670	26	56	7,502	138.35
28.	Scott Milanovich, Maryland	1992-95	650-982	.661	35	49	7,301	137.98
29.	Stephen Morris, Miami	2009-13	551-955	.577	30	49	7,896	137.80
30.	Tyrod Taylor, Virginia Tech	2007-10	495-865	.572	20	44	7,017	137.53

Minimum of 400 pass attempts and two years played

--	Brennan Armstrong, Virginia	2018-present	685-1,131	.606	35	58	9,034	138.40
--	Drake Maye, North Carolina	2021-present	349-527	.662	7	39	4,410	158.28
--	Jordan Travis, Florida State	2019-present	426-689	.618	17	46	5,888	150.71

FRESHMEN PASSING RECORDS

Passing Yardage

1.	Drake Maye, North Carolina	2022	4,410
2.	Jameis Winston, Florida State	2013	4,057
3.	Sam Howell, North Carolina	2019	3,641
4.	Deondre Francois, Florida State	2016	3,350
5.	Trevor Lawrence, Clemson	2018	3,280
6.	Drew Weatherford, Florida State	2005	3,208
7.	Brad Kaaya, Miami	2014	3,198
8.	Philip Rivers, NC State	2000	3,054
9.	Josh Jackson, Virginia Tech	2017	2,991
10.	Tyler Van Dyke, Miami	2021	2,931
11.	Daniel Jones, Duke	2016	2,836
12.	Chris Rix, Florida State	2001	2,734
13.	T.J. Yates, North Carolina	2007	2,655
14.	Kyle Parker, Clemson	2009	2,526
15.	Danny O'Brien, Maryland	2010	2,438
16.	James Blackman, Florida State	2017	2,230
17.	Jarren Williams, Miami	2019	2,187
18.	Thaddeus Lewis, Duke	2006	2,134
19.	Riley Skinner, Wake Forest	2006	2,051
20.	Ben Bennett, Duke	1980	2,050

Touchdown Passes

1.	Jameis Winston, Florida State	2013	40
2.	Drake Maye, North Carolina	2022	39
3.	Sam Howell, North Carolina	2019	38
4.	Trevor Lawrence, Clemson	2018	30
5.	Brad Kaaya, Miami	2014	26
6.	Philip Rivers, NC State	2000	25
	Tyler Van Dyke, Miami	2021	25
8.	Chris Rix, Florida State	2001	24
9.	Danny O'Brien, Maryland	2010	22
10.	Kyle Parker, Clemson	2010	20
	Deondre Francois, Florida State	2016	20
	Josh Jackson, Virginia Tech	2017	20
13.	James Blackman, Florida State	2017	19
	Jarren Williams, Miami	2019	19
15.	Drew Weatherford, Florida State	2005	18
16.	Russell Wilson, NC State	2008	17
17.	Daniel Jones, Duke	2016	16
	Sam Hartman, Wake Forest	2018	16

RECEPTIONS

Rk.	Player, School	Years	Yards	Avg.	TD	Rec.
1.	Conner Vernon, Duke	2009-12	3,749	13.2	21	283
	Jamison Crowder, Duke	2011-14	3,641	12.9	23	283
3.	Rashad Greene, Florida State	2011-14	3,830	14.2	29	270
4.	Tyler Boyd, Pitt	2013-15	3,361	13.2	21	254
5.	T.J. Rahming, Duke	2015-18	2,919	11.5	13	253
6.	Olamide Zaccheaus, Virginia	2015-18	2,753	11.0	22	250
7.	Artavis Scott, Clemson	2014-16	2,480	10.1	19	245
8.	Ryan Switzer, North Carolina	2013-16	2,907	11.9	19	244
9.	Sammy Watkins, Clemson	2011-13	3,391	14.1	27	240
10.	Cam Phillips, Virginia Tech	2014-17	3,027	12.8	17	236
11.	Aaron Kelly, Clemson	2005-08	2,733	11.8	20	232
12.	Michael Campanaro, Wake Forest	2010-13	2,506	10.9	14	229
	Emeka Emezie, NC State	2017-21	2,895	12.6	19	229
14.	Ervin Phillips, Syracuse	2014-17	2,069	9.3	15	223
15.	Steve Ishmael, Syracuse	2014-17	2,891	13.2	18	219
16.	Desmond Clark, Wake Forest	1995-98	2,834	13.1	20	216
17.	Thayer Thomas, NC State	2018-22	2,484	11.6	24	215
18.	Billy McMullen, Virginia	1999-02	2,978	14.2	24	210
	Isaiah Ford, Virginia Tech	2014-16	2,967	14.1	24	210
20.	Peter Warrick, Florida State	1996-99	3,517	17.0	31	207
	Donovan Varner, Duke	2008-11	2,660	12.9	13	207
22.	DeAndre Hopkins, Clemson	2010-12	3,020	14.7	27	206
23.	Quinshad Davis, North Carolina	2012-15	2,614	12.8	25	205
24.	Jalon Calhoun, Duke	2019-present	2,360	11.6	13	203
25.	Jaylen Samuels, NC State	2014-17	1,855	9.2	19	202
26.	Jerricho Cotchery, NC State	2000-03	3,119	15.6	21	200
	Zay Flowers, Boston College	2019-22	3,056	15.3	29	200
28.	Kelly Campbell, Georgia Tech	1998-01	2,907	14.9	24	195
	Taquan Mizzell, Virginia	2013-16	1,560	8.0	7	195
30.	Jermaine Lewis, Maryland	1992-95	2,932	15.2	21	193

RECEIVING YARDAGE

Rk.	Player, School	Years	Rec.	Avg.	TD	Yards
1.	Rashad Greene, Florida State	2011-14	270	14.2	29	3,830
2.	Conner Vernon, Duke	2009-12	283	13.2	21	3,749
3.	Jamison Crowder, Duke	2011-14	283	12.9	23	3,641
4.	Peter Warrick, Florida State	1996-99	207	17.0	31	3,517
5.	Sammy Watkins, Clemson	2011-13	240	14.1	27	3,391
6.	Torry Holt, NC State	1995-98	191	17.7	31	3,379
7.	Tyler Boyd, Pitt	2013-15	254	13.2	21	3,361
8.	Clarkston Hines, Duke	1986-89	189	17.6	38	3,318
9.	Jerricho Cotchery, NC State	2000-03	200	15.6	21	3,119
10.	Zay Flowers, Boston College	2019-22	200	15.3	29	3,056
11.	Cam Phillips, Virginia Tech	2014-17	236	12.8	17	3,027
12.	DeAndre Hopkins, Clemson	2010-12	206	14.7	27	3,020
13.	Billy McMullen, Virginia	1999-02	171	14.2	24	2,978
14.	Isaiah Ford, Virginia Tech	2014-16	210	14.1	24	2,967
15.	Ricky Proehl, Wake Forest	1986-89	188	15.7	25	2,949
16.	Jermaine Lewis, Maryland	1992-95	193	15.2	21	2,932
17.	Calvin Johnson, Georgia Tech	2004-06	178	16.4	28	2,927
18.	E.G. Green, Florida State	1994-97	166	17.6	29	2,920
19.	T.J. Rahming	2015-18	253	11.5	13	2,919
20.	Kelly Campbell, Georgia Tech	1998-01	195	14.9	24	2,907
	Ryan Switzer, North Carolina	2013-16	244	11.9	19	2,907
22.	Emeka Emezie, NC State	2017-21	229	12.6	19	2,895
23.	Steve Ishmael, Syracuse	2014-17	219	13.2	18	2,891
24.	Jarrett Boykin, Virginia Tech	2008-11	184	15.7	18	2,884
25.	Hakeem Nicks, North Carolina	2006-08	181	15.7	21	2,840
26.	Desmond Clark, Wake Forest	1995-98	216	13.1	20	2,834
27.	Alex Amidon, Boston College	2010-13	191	14.7	15	2,800
28.	Olamide Zaccheaus, Virginia	2015-18	250	11.0	22	2,753
29.	Aaron Kelly, Clemson	2005-08	232	11.8	20	2,733
30.	Mike Williams, Clemson	2013-16	177	15.4	21	2,727
--	Jalon Calhoun, Duke	2019-present	203	11.6	13	2,360

RECEIVING

Touchdown Receptions

1.	Clarkston Hines, Duke	1986-89	38
2.	Peter Warrick, Florida State	1996-99	31
	Torry Holt, NC State	1995-98	31
4.	E.G. Green, Florida State	1994-97	29
	Greg Carr, Florida State	2004-08	29
	Rashad Greene, Florida State	2011-14	29
	Zay Flowers, Boston College	2019-22	29
8.	Tyrone Davis, Virginia	1991-94	28
	Calvin Johnson, Georgia Tech	2004-06	28
	AT Perry, Wake Forest	2019-22	28
11.	Herman Moore, Virginia	1988-90	27
	DeAndre Hopkins, Clemson	2010-12	27
	Sammy Watkins, Clemson	2011-13	27
	Tee Higgins, Clemson	2017-19	27
15.	Ricky Proehl, Wake Forest	1986-89	25
	Corey Thomas, Duke	1994-97	25
	Quinshad Davis, North Carolina	2012-15	25
18.	Andre Cooper, Florida State	1993-96	24
	Kelly Campbell, Georgia Tech	1998-01	24
	Billy McMullen, Virginia	1999-02	24
	Isaiah Ford, Virginia Tech	2014-16	24
	Thayer Thomas, NC State	2018-22	24

200-Yard Games

1.	Amba Etta-Tawo, Syracuse	2016	2
	Marcus Badgett, Maryland	1990-92	2
	Jermaine Lewis, Maryland	1992-95	2
	Torry Holt, NC State	1995-98	2
	Dez White, Georgia Tech	1997-99	2
	Kelly Campbell, Georgia Tech	1998-01	2
	Craphonso Thorpe, Florida State	2001-04	2
	Sammy Watkins, Clemson	2011-13	2
	Travis Rudolph, Florida State	2014-16	2
	Dyami Brown, North Carolina	2018-20	2

100-Yard Games

1.	Clarkston Hines, Duke	1986-89	18
2.	Jamison Crowder, Duke	2011-14	16
	Zay Flowers, Boston College	2019-22	16
4.	Jermaine Lewis, Maryland	1992-95	15
	Jerricho Cotchery, NC State	2000-03	15
	Sammy Watkins, Clemson	2011-13	15
	Rashad Greene, Florida State	2011-14	15
8.	Torry Holt, NC State	1995-98	14
	Peter Warrick, Florida State	1996-99	14
	Koren Robinson, NC State	1999-00	14
	Conner Vernon, Duke	2009-12	14
12.	Calvin Johnson, Georgia Tech	2004-06	13
	Tyler Boyd, Pitt	2013-15	13
	Kelvin Harmon, NC State	2016-18	13
15.	Ricky Proehl, Wake Forest	1986-89	12
	DeAndre Hopkins, Clemson	2010-12	12
	AT Perry, Wake Forest	2019-22	12
18.	E.G. Green, Florida State	1994-97	11
	Desmond Clark, Wake Forest	1995-97	11
	Jarrett Boykin, Virginia Tech	2008-11	11
	Alex Amidon, Boston College	2010-13	11

RECEIVING

Receptions by a Tight End

1.	Cam Serigne, Wake Forest	2014-17	174
2.	Heath Miller, Virginia	2002-04	144
3.	John Henry Mills, Wake Forest	1989-92	142
4.	Frank Wycheck, Maryland	1990-92	134
5.	Marshon Ford, Louisville	2018-22	127
6.	George Bryan, NC State	2008-11	126
7.	Will Mallory, Miami	2018-22	115
8.	Nick O'Leary, Florida State	2011-14	114
9.	Eric Ebron, North Carolina	2011-13	112
	Jordan Leggett, Clemson	2013-16	112
11.	Steve Young, Wake Forest	1974-77	108
12.	Jimmy Grissett, NC State	1993-96	107
13.	Brevin Jordan, Miami	2018-20	105
14.	Bruce McGonnigal, Virginia	1987-90	103
15.	Ferrell Edmunds, Maryland	1984-87	101

Receiving Yards by a Tight End

1.	Cam Serigne, Wake Forest	2014-17	2,075
2.	Eric Ebron, North Carolina	2011-13	1,805
3.	Bucky Hodges, Virginia Tech	2013-16	1,747
4.	John Henry Mills, Wake Forest	1989-92	1,735
5.	Heath Miller, Virginia	2002-04	1,703
6.	Ferrell Edmunds, Maryland	1984-87	1,641
7.	Nick O'Leary, Florida State	2011-14	1,591
8.	Marshon Ford, Louisville	2018-22	1,585
9.	Bruce McGonnigal, Virginia	1987-90	1,556
10.	Will Mallory, Miami	2018-22	1,544

TD Receptions by a Tight End

1.	Cam Serigne, Wake Forest	2014-17	21
2.	Heath Miller, Virginia	2002-04	20
	Bucky Hodges, Virginia Tech	2013-16	20
4.	Jordan Leggett, Clemson	2013-16	18
	Marshon Ford, Louisville	2018-22	18
6.	Nick O'Leary, Florida State	2011-14	17
7.	Will Mallory, Miami	2018-22	14
8.	Scott Orndoff, Pitt	2013-16	13
	Brevin Jordan, Miami	2018-20	13
10.	Ed Carrington, Virginia	1964-66	12
	Bruce McGonnigal, Virginia	1987-90	12
	John McMakin, Clemson	1969-71	12
	Davis Allen, Clemson	2019-22	12

RECEIVING YARDS PER CATCH

Rk.	Player, School	Years	Rec.	Yards	Avg.
1.	Stephen Hill, Georgia Tech	2009-11	49	1,248	25.47
2.	Martavis Bryant, Clemson	2011-13	60	1,354	22.57
3.	Herman Moore, Virginia	1988-90	114	2,504	21.96
4.	Tyrone Davis, Virginia	1991-94	103	2,153	20.90
5.	Mack Hollins, North Carolina	2013-16	87	1,787	20.54
6.	Jester Weah, Pitt	2014-17	77	1,570	20.39
7.	Dez White, Georgia Tech	1997-99	90	1,833	20.37
8.	Ricky Jeune, Georgia Tech	2014-17	74	1,492	20.16
9.	Gary Cooper, Clemson	1985-89	79	1,592	20.15
10.	Gary Lee, Georgia Tech	1984-86	67	1,299	19.39
11.	Owen Spencer, NC State	2007-10	126	2,441	19.37
12.	Javon Walker, Florida State	2000-01	65	1,257	19.34
13.	Chris Castor, Duke	1979-82	73	1,384	18.96
14.	DeAndre Smelter, Georgia Tech	2013-14	56	1,060	18.93
15.	Demaryius Thomas, Georgia Tech	2007-09	113	2,135	18.89
16.	Tamorriion Terry, Florida State	2018-20	118	2,221	18.82
17.	Dyami Brown, North Carolina	2018-20	123	2,306	18.75
18.	John Ford, Virginia	1984-88	128	2,399	18.74
19.	Ahmmmon Richards, Florida State	2016-18	74	1,382	18.68
20.	Octavus Barnes, North Carolina	1994-96	129	2,398	18.59
21.	E.G. Green, Florida State	1995-97	148	2,728	18.43
22.	Elijah Marshall, NC State	1974-77	65	1,196	18.40
23.	Andre Levrone, Virginia	2014-17	59	1,079	18.29
24.	Marvin Minnis, Florida State	1997-00	115	2,098	18.24
25.	Bucky Brooks, North Carolina	1989-93	58	1,058	18.24
26.	Pat Kenny, NC State	1970-72	63	1,145	18.18
27.	Deon Cain, Clemson	2015-16	72	1,306	18.13
28.	Tee Higgins, Clemson	2017-19	135	2,448	18.13
29.	James Milling, Maryland	1985-87	80	1,446	18.08
30.	Terry Smith, Clemson	1992-93	76	1,372	18.05

Minimum 40 receptions and 1,000 career receiving yards

FRESHMEN RECEIVING RECORDS

Receptions

1.	Tyler Boyd, Pitt	2013	85
2.	Sammy Watkins, Clemson	2011	82
3.	Artavis Scott, Clemson	2014	76
4.	Quinshad Davis, North Carolina	2012	61
5.	Wali Lundy, Virginia	2002	58
	Frank Wycheck, Maryland	1990	58
7.	Isaiah Ford, Virginia Tech	2014	56
	Antonio Williams, Clemson	2022	56
9.	Conner Vernon, Duke	2009	55
10.	Stefon Diggs, Maryland	2012	54
	Cam Serigne, Wake Forest	2014	54
12.	Greg Dortch, Wake Forest	2017	53
13.	DeAndre Hopkins, Clemson	2010	52
14.	Derrick Hamilton, Clemson	2001	49
	Ahmmmon Richards, Miami	2016	49
16.	Koren Robinson, NC State	1999	48
	Calvin Johnson, Georgia Tech	2004	48

Receiving Yardage

1.	Sammy Watkins, Clemson	2011	1,219
2.	Tyler Boyd, Pitt	2013	1,174
3.	Justyn Ross, Clemson	2018	1,000
4.	Artavis Scott, Clemson	2014	965
5.	Ahmmmon Richards, Miami	2016	934
6.	Koren Robinson, NC State	1999	853
7.	Stefon Diggs, Maryland	2012	848
8.	Calvin Johnson, Georgia Tech	2004	837
9.	Quinshad Davis, North Carolina	2012	776
10.	Conner Vernon, Duke	2009	746
11.	Tamorriion Terry, Florida State	2018	744
	Greg Dortch, Wake Forest	2017	722
13.	Isaiah Ford, Virginia Tech	2014	709
14.	Dez Fitzpatrick, Louisville	2017	699
15.	Darrius Heyward-Bey, Maryland	2006	694
16.	Hakeem Nicks, North Carolina	2006	660
17.	Joshua Stanford, Virginia Tech	2013	640
18.	DeAndre Hopkins, Florida State	2010	637

TD Receptions

1.	Sammy Watkins, Clemson	2011	12
2.	Greg Dortch, Wake Forest	2017	9
	Greg Carr, Florida State	2005	9
	Heath Miller, Virginia	2002	9
	Dez Fitzpatrick, Louisville	2017	9
	Justyn Ross, Clemson	2018	9
7.	Corey Thomas, Duke	1994	8
	Chris Givens, Wake Forest	2009	8
	Artavis Scott, Clemson	2014	8
	Tamorriion Terry, Florida State	2018	8

ALL-PURPOSE YARDAGE

Rk.	Player, School	Years	Rush	Rec.	Ret.	Total
1.	C.J. Spiller, Clemson	2006-09	3,547	1,420	2,621	7,588
2.	Travis Etienne, Clemson	2017-20	4,952	1,155	750	6,857
3.	Leon Johnson, North Carolina	1993-96	3,693	1,288	847	5,828
4.	Chris Douglas, Duke	2000-03	3,122	867	1,764	5,748
5.	Jamison Crowder, Duke	2011-14	135	3,641	1,799	5,575
6.	Ted Brown, NC State	1975-78	4,602	760	203	5,565
7.	Duke Johnson, Miami	2012-14	3,519	719	1,288	5,526
8.	Dalvin Cook, Florida State	2014-16	4,484	935	0	5,399
9.	Robert Lavette, Georgia Tech	1981-84	4,066	862	465	5,393
10.	Warrick Dunn, Florida State	1993-96	3,959	1,314	48	5,321
11.	Torrey Smith, Maryland	2008-10	69	2,205	2,909	5,264
12.	Tyler Boyd, Pitt	2013-15	520	3,361	1,362	5,243
13.	T.J. Graham, NC State	2008-11	-9	1,453	3781	5,225
14.	Sammy Watkins, Clemson	2011-13	339	3,391	1,399	5,129
15.	Don McCauley, North Carolina	1968-70	3,172	786	1,056	5,014
16.	Frank Quayle, Virginia	1966-68	2,695	1,145	1,141	4,981
17.	Alvin Pearman, Virginia	2002-04	2,394	1,396	1,179	4,969
18.	LaMont Jordan, Maryland	1997-00	4,147	737	76	4,960
19.	Chris Barclay, Wake Forest	2002-05	4,032	381	517	4,930
20.	Amos Lawrence, North Carolina	1977-80	4,391	393	144	4,928
21.	T.J. Logan, North Carolina	2013-16	2,165	663	2,098	4,926
22.	Shaun Wilson, Duke	2014-17	2,463	725	1,701	4,889
23.	Tiki Barber, Virginia	1993-96	3,389	602	878	4,869
24.	Peter Warrick, Florida State	1996-99	185	3,517	1,148	4,850
25.	Derrick Hamilton, Clemson	2001-03	340	2,218	2,187	4,745
26.	Brandon Tate, North Carolina	2005-08	294	927	3,523	4,744
27.	Jerry Mays, Georgia Tech	1985-89	3,699	869	175	4,743
28.	Hassan Hall, Louisville/Georgia Tech	2018-22	1,820	340	2,581	4,741
29.	Michael Carter, North Carolina	2017-20	3,403	656	650	4,709
30.	Thomas Jones, Virginia	1996-99	3,998	571	129	4,698

PUNTING

Rk.	Player, School	Years	Punts	Yards	Avg.
1.	Trenton Gill, NC State	2018-21	173	7,925	45.81
2.	Durant Brooks, Georgia Tech	2006-07	144	6,525	45.31
3.	Ryan Plackemeier, Wake Forest	2002-05	220	9,957	45.26
4.	Lou Hedley, Miami	2019-22	206	9,315	45.22
5.	Pressley Harvin III, Georgia Tech	2017-20	210	9,396	44.74
6.	Nicholas Conte, Virginia	2014-16	126	5,601	44.45
7.	Brian Schmitz, North Carolina	1996-99	208	9,233	44.38
8.	Ryan Weigand, Virginia	2006-07	76	3,369	44.33
9.	Shawn Powell, Florida State	2008-11	168	7,424	44.19
10.	Tom Sheldon, North Carolina	2016-17	95	4,195	44.16
11.	Johnny Evans, NC State	1974-77	185	8,143	44.02
12.	Chuck Ramsey, Wake Forest	1971-73	205	9,010	43.95
13.	Brooks Barnard, Maryland	1999-02	200	8,732	43.66
14.	Harry Newsome, Wake Forest	1981-84	213	9,278	43.56
15.	Oscar Bradburn, Virginia Tech	2017-20	225	9,796	43.53
16.	Will Monday, Duke	2012-15	260	11,299	43.46
17.	Russ Henderson, Virginia	1975-78	276	11,951	43.30
18.	Chris Gardocki, Clemson	1988-90	135	5,842	43.27
19.	Mark Vassett, Louisville	2021-22	101	4,368	43.25
20.	Sterling Hofrichter, Syracuse	2016-19	270	11,651	43.15
21.	Adam Podlesh, Maryland	2003-06	216	9,315	43.13
22.	Justin Vogel, Miami	2014-16	183	7,876	43.04
23.	Lester Coleman, Virginia	2017-18	126	5,408	42.92
24.	Dale Hatcher, Clemson	1981-84	187	8,008	42.82
25.	Riley Dixon, Syracuse	2013-15	215	9,182	42.71
26.	Dom Maggio, Wake Forest	2016-19	291	12,703	43.65
27.	Brian Morton, Duke	1997-00	282	12,000	42.55
28.	Logan Tyler, Florida State	2016-19	209	8,879	42.48
29.	Mason King, Louisville	2016-19	225	9,553	42.46
30.	Kirk Christodoulou, Pitt	2018-21	244	10,356	42.44

Minimum 75 punts

--	Porter Wilson, Duke	2020-present	160	6,992	43.70
--	Peter Moore, Virginia Tech	2020-present	141	6,033	42.79
--	David Shanahan, Georgia Tech	2021-present	134	5,705	42.57

ALL-PURPOSE

250-Yard All-Purpose Games

1.	Frank Quayle, Virginia	1966-68	5
2.	Torrey Smith, Maryland	2008-10	4
	Andre Williams, Boston College	2010-13	4
	Duke Johnson, Miami	2012-14	4
	Shaun Wilson, Duke	2014-17	4
6.	C.J. Spiller, Clemson	2006-09	3
	Dalvin Cook, Florida State	2014-16	3

PUNTING

Punts Attempted

1.	Alexander Kinal, Wake Forest	2012-15	337
2.	A.J. Hughes, Virginia Tech	2012-15	310
3.	Will Spiers, Clemson	2017-21	292
4.	Dom Maggio, Wake Forest	2016-19	291
5.	Ryan Quigley, Boston College	2008-11	284
6.	Brian Morton, Duke	1997-00	282
7.	Scott McAlister, North Carolina	1988-91	278
8.	Russ Henderson, Virginia	1975-78	276
9.	Jeff Walker, Virginia	1981-83, 85	273
10.	Sterling Hofrichter, Syracuse	2016-19	270

Punting Yardage

1.	Alexander Kinal, Wake Forest	2012-15	14,102
2.	A.J. Hughes, Virginia Tech	2012-15	12,962
3.	Dom Maggio, Wake Forest	2016-19	12,703
4.	Will Spiers, Clemson	2017-21	12,095
5.	Brian Morton, Duke	1997-00	12,000
6.	Russ Henderson, Virginia	1975-78	11,951
7.	Sterling Hofrichter, Syracuse	2016-19	11,651
8.	Scott McAlister, North Carolina	1988-91	11,520
9.	Ryan Quigley, Boston College	2008-11	11,418
10.	Will Monday, Duke	2012-15	11,299

FIELD GOALS

Field Goals Per Game

Rk.	Name, School	Years	Gm	FG	FG/G
1.	Sebastian Janikowski, FSU	1997-99	34	66	1.94
2.	Chris Gardocki, CU	1988-90	33	56	1.69
3.	Roberto Aguayo, FSU	2013-15	41	69	1.68
4.	Nick Sciba, WF	2018-21	48	80	1.67
5.	Nick Novak, MD	2001-04	49	80	1.63
6.	Dustin Hopkins, FSU	2009-15	54	88	1.63
7.	Nelson Welch, CU	1991-94	44	70	1.59
8.	Sam Swank, WF	2005-08	45	71	1.58
9.	Connor Hughes, VA	2002-05	42	66	1.57
10.	Joey Slye, VT	2014-17	50	78	1.56
	Christopher Dunn, NCS	2018-22	62	97	1.56
12.	Gary Cismesia, FSU	2004-07	42	65	1.55
13.	Michael Badgley, UM	2014-17	51	77	1.51
14.	Rafael Garcia, VA	1993-96	39	58	1.49
	Brandon Pace, VT	2004-06	39	58	1.49
16.	Marc Primanti, NCS	1995-96	21	31	1.48
17.	Ross Martin, DU	2012-15	53	78	1.47
18.	Dan Ennis, MD	2003-06	26	37	1.42
	Jad Dean, CU	2004-06	36	51	1.42
	Andre Szymt, SU	2018-22	60	85	1.42
--	Andres Borregales, UM	2021-present	24	34	1.42

SCORING

Touchdowns Scored

Rk.	Player, School	Years	TDs
1.	Travis Etienne, Clemson	2017-20	78
2.	James Conner, Pitt	2013-16	56
3.	Wali Lundy, Virginia	2002-05	52
4.	Ted Brown, NC State	1975-78	51
	C.J. Spiller, Clemson	2006-09	51
6.	Leon Johnson, North Carolina	1993-96	50
	Lamar Jackson, Louisville	2015-17	50
8.	Warrick Dunn, Florida State	1993-96	49
	Travis Zachery, Clemson	1998-01	49
	James Davis, Clemson	2005-08	49
11.	Dalvin Cook, Florida State	2014-16	48
12.	Jaylen Samuels, NC State	2014-17	47
	Malik Cunningham, Louisville	2017-22	47
14.	Rick Badanjek, Maryland	1982-85	46
	Robert Lavette, Georgia Tech	1981-84	46

Kick Scoring

Rk.	Player, School	Years	Points
1.	Christopher Dunn, NC State	2018-22	491
2.	Dustin Hopkins, Florida State	2009-12	466
3.	Andre Szmyt, Syracuse	2018-22	454
4.	B.T. Potter, Clemson	2018-22	453
5.	Nick Sciba, Wake Forest	2018-21	433
6.	Ross Martin, Duke	2012-15	430
7.	Roberto Aguayo, Florida State	2013-15	405
8.	Chandler Catanzaro, Clemson	2010-13	404
9.	Michael Badgley, Miami	2014-17	403
	Joey Slye, Virginia Tech	2014-17	403
11.	Nick Novak, Maryland	2001-04	393
12.	Greg Huegel, Clemson	2015-18	380
13.	Xavier Beitia, Florida State	2001-04	375
14.	Chris Blewitt, Pitt	2013-16	363
15.	Casey Barth, North Carolina	2008-12	358

Field Goals

Rk.	Player, School	Years	FG
1.	Christopher Dunn, NC State	2018-22	97
2.	Dustin Hopkins, Florida State	2009-12	88
3.	Andre Szmyt, Syracuse	2018-22	85
4.	Nick Novak, Maryland	2001-04	80
	Nick Sciba, Wake Forest	2018-21	80
6.	Ross Martin, Duke	2012-16	78
7.	Joey Slye, Virginia Tech	2014-17	78
8.	Michael Badgley, Miami	2014-17	77
9.	B.T. Potter, Clemson	2018-22	73
10.	Sam Swank, Wake Forest	2005-08	71
11.	Nelson Welch, Clemson	1991-94	70
	Nate Freese, Boston College	2010-13	70

Extra Points

Rk.	Player, School	Years	Points
1.	B.T. Potter, Clemson	2018-22	234
2.	Greg Huegel, Clemson	2015-18	218
3.	Harrison Butker, Georgia Tech	2013-16	208
4.	Chandler Catanzaro, Clemson	2010-13	203
5.	Dustin Hopkins, Florida State	2009-12	202
6.	Scott Bentley, Florida State	1993-96	201
7.	Christopher Dunn, NC State	2018-22	200
8.	Andre Szmyt, Syracuse	2018-22	199
9.	Roberto Aguayo, Florida State	2013-15	198
	Chris Blewitt, Pitt	2013-16	198

SCORING

Rk.	Player, School	Years	TDs	2-PAT	1-PAT	FG	Points
1.	Christopher Dunn, NC State	2018-22	0	0	200	97	491
2.	Travis Etienne, Clemson	2017-20	78	0	0	0	466
3.	Dustin Hopkins, Florida State	2009-12	0	0	202	88	466
4.	Andre Szmyt, Syracuse	2018-22	0	0	199	85	454
5.	B.T. Potter, Clemson	2018-22	0	0	234	73	453
6.	Nick Sciba, Wake Forest	2018-21	0	0	193	80	433
7.	Ross Martin, Duke	2012-15	0	0	196	78	430
8.	Roberto Aguayo, Florida State	2013-15	0	0	198	69	405
9.	Chandler Catanzaro, Clemson	2010-13	0	0	203	67	404
10.	Michael Badgley, Miami	2014-17	0	0	172	77	403
	Joey Slye, Virginia Tech	2014-17	0	0	169	78	403
12.	Nick Novak, Maryland	2001-04	0	0	153	80	393
13.	Greg Huegel, Clemson	2015-18	0	0	218	53	377
14.	Xavier Beitia, Florida State	2001-04	0	0	174	67	375
15.	Chris Blewitt, Pitt	2013-16	0	0	198	55	363
16.	Casey Barth, North Carolina	2008-12	0	0	160	66	358
17.	Alex Kessman, Pitt	2017-20	0	0	134	69	341
18.	James Conner, Pitt	2013-16	56	1	0	0	338
19.	Sam Swank, Wake Forest	2005-08	0	0	124	71	337
	Harrison Butker, Georgia Tech	2013-16	0	0	208	43	337
21.	Connor Hughes, Virginia	2002-05	0	0	134	66	332
	Niklas Sade, NC State	2011-14	0	0	167	55	332
23.	Ricky Aguayo, Florida State	2016-19	0	0	164	55	329
24.	Mike Weaver, Wake Forest	2014-17	0	0	123	68	327
25.	Scott Bentley, Florida State	1993-96	0	0	200	42	326
26.	Sebastian Janikowski, Florida State	1997-99	0	0	125	66	323
27.	Luke Manget, Georgia Tech	1999-02	0	0	160	54	322
28.	Travis Bell, Georgia Tech	2004-07	0	0	134	60	321
29.	Nate Freese, Boston College	2010-13	0	0	117	70	317
30.	Aaron Hunt, Clemson	2000-03	0	0	155	53	314

FIELD GOAL PERCENTAGE

Rk.	Player, School	Years	FG	FGA	Pct.
1.	Marc Primanti, NC State	1995-96	31	33	.939
2.	Nick Sciba, Wake Forest	2018-21	80	89	.899
3.	Roberto Aguayo, Florida State	2013-15	69	78	.885
4.	Nate Freese, Boston College	2010-13	70	81	.864
5.	Brandon Pace, Virginia Tech	2004-06	58	68	.853
6.	Christopher Dunn, NC State	2018-22	97	115	.843
7.	Ross Martin, Duke	2012-15	78	93	.839
8.	Jake McLnerney, Virginia	1989-90	31	37	.838
9.	Connor Hughes, Virginia	2002-05	66	79	.835
10.	Bob Paulling, Clemson	1979-83	34	41	.829
11.	Blanton Creque, Louisville	2016-19	51	62	.823
12.	Chandler Catanzaro, Clemson	2010-13	67	82	.817
13.	Andre Szmyt, Syracuse	2018-22	85	105	.810
14.	Josh Czajkowski, NC State	2007-10	46	57	.807
15.	Nathan Ritter, NC State	1978-80	33	41	.805
16.	Casey Barth, North Carolina	2008-12	66	82	.805
17.	Brooks Barwick, North Carolina	1981-83	37	46	.804
19.	Sebastian Janikowski, Florida State	1997-99	66	83	.795
20.	Michael Badgley, Miami	2014-17	77	97	.794
21.	Brian Delaney, Virginia	2018-20	42	53	.792
22.	Steve Videtich, NC State	1991-94	42	53	.792
23.	Adam Kiker, NC State	2000-03	30	38	.789
24.	Dustin Hopkins, Florida State	2009-12	88	112	.786
25.	Joe O'Donnell, Maryland	1994-96	28	36	.778
26.	Ian Frye, Virginia	2012-15	45	58	.776
27.	Kenny Stadlin, Virginia	1983-85	37	48	.771
28.	Jimmy Newman, Wake Forest	2009-12	40	52	.769
	Nick Weiler, North Carolina	2013-16	40	52	.769
30.	Robert Randolph, Virginia	2008-11	46	60	.767
	Mike Weaver, Wake Forest	2014-17	68	89	.764

Minimum 30 FGA

KICKOFF RETURN YARDAGE

Rk.	Player, School	Years	Returns	Avg.	Yards
1.	T.J. Graham, NC State	2008-12	137	23.0	3,153
2.	Joe Reed, Virginia	2016-19	106	28.7	3,042
3.	Torrey Smith, Maryland	2008-10	123	24.3	2,983
4.	Brandon Tate, North Carolina	2005-08	109	24.7	2,688
5.	Michael Walker, Boston College	2015-18	106	25.1	2,656
6.	Jabari Marshall, Duke	2005-08	107	24.6	2,630
7.	Hassan Hall, Louisville/Georgia Tech	2018-22	104	24.9	2,581
8.	Sean Riley, Syracuse	2016-19	115	21.2	2,433
9.	Kermit Whitfield, Florida State	2013-16	93	25.5	2,369
10.	Eric Blount, North Carolina	1988-91	97	23.8	2,313
11.	Nyheim Hines, NC State	2015-17	88	24.7	2,171
12.	Kevin Marion, Wake Forest	2004-07	88	24.6	2,160
13.	Myles Willis, Boston College	2013-16	87	24.6	2,138
14.	Marcus Wall, North Carolina	1992-95	87	24.4	2,120
15.	T.J. Logan, North Carolina	2013-16	77	27.3	2,098
16.	DeVon Edwards, Duke	2013-16	74	27.8	2,060
17.	C.J. Spiller, Clemson	2006-09	74	27.7	2,052
18.	Ralph Stringer, NC State	1973-77	78	25.5	1,988
19.	Jeff Smith, Boston College	2006-09	84	23.3	1,959
20.	Quadree Henderson, Pitt	2015-17	73	26.6	1,942
21.	Alvis Whitted, NC State	1994-97	84	23.0	1,929
22.	John Stone, Wake Forest	1998-01	75	25.4	1,906
23.	Randy Jones, Duke	1987-90	81	23.3	1,890
24.	Jamal Golden, Georgia Tech	2011-15	76	24.5	1,860
25.	Darrell Blackman, NC State	2004-07	71	25.9	1,842
26.	Darius Jennings, Virginia	2011-14	79	22.2	1,794
27.	Anthony Williams, Wake Forest	1988-91	87	20.2	1,762
28.	Chris Douglas, Duke	2000-03	84	20.9	1,759
29.	Troy Slade, Duke	1973-75	83	21.2	1,757
30.	Michael Ray Garvin, Florida State	2005-08	64	23.1	1,721

PUNT RETURN YARDAGE

Rk.	Player, School	Years	Return	Avg.	Yards
1.	Eddie Royal, Virginia Tech	2004-07	111	11.7	1,296
2.	Steve Suter, Maryland	2001-04	121	10.5	1,271
3.	Ledel George, NC State	1990-93	125	9.5	1,191
4.	Kelley Rhino, Georgia Tech	1999-02	112	10.1	1,135
5.	Greg Reid, Florida State	2009-11	89	12.6	1,117
6.	Greg Stroman, Virginia Tech	2014-17	127	8.7	1,108
7.	Ryan Switzer, North Carolina	2013-16	99	10.9	1,082
8.	Willie Reid, Florida State	2002-05	69	15.4	1,063
9.	Troy Slade, Duke	1973-75	101	10.1	1,021
10.	George Coghill, Wake Forest	1989-92	84	11.9	1,002
11.	Peter Warrick, Florida State	1996-99	72	13.0	937
12.	Dee Feaster, Florida State	1995-98	76	12.3	937
13.	Greg Poole, North Carolina	1979-82	90	10.2	916
14.	Bob Smith, Maryland	1972-74	82	11.0	899
15.	Jamison Crowder, Duke	2011-14	65	13.4	869
16.	Darrell Blackman, NC State	2004-07	83	10.4	864
17.	Brandon Tate, North Carolina	2005-08	79	10.6	835
18.	Jayron Hosley, Virginia Tech	2009-11	68	12.0	815
19.	Bosley Allen, North Carolina	1998, 2000-01	68	11.9	810
20.	Pat Chester, Virginia	1978-82	100	8.1	808
21.	Tony Logan, Maryland	2008-11	68	11.8	805
22.	Jay Wilkinson, Duke	1961-63	65	11.7	761
23.	Brisly Estime, Syracuse	2013-16	41	18.0	739
24.	Donnell Woolford, Clemson	1985-88	78	9.3	724
25.	Willie Clay, Georgia Tech	1988-91	101	7.2	723
26.	Fabian Davis, Wake Forest	1999-02	53	13.6	722
27.	Jack Whitley, NC State	1968-70	67	10.8	721
28.	Eric Blount, North Carolina	1988-91	80	9.0	720
29.	Tiki Barber, Virginia	1993-96	68	10.2	694
30.	Thayer Thomas, NC State	2017-22	70	9.7	681

KICKOFF RETURNS

Kickoff Return Average

1.	Duke Johnson, Miami	2012-14	31.4
2.	Justin Miller, Clemson	2002-04	30.7
3.	Joe Reed, Virginia	2016-19	28.7
4.	Dickie Harris, South Carolina	1969-70	28.1
5.	DeVon Edwards, Duke	2013-16	27.8
6.	C.J. Spiller, Clemson	2006-09	27.7
7.	T.J. Logan, North Carolina	2013-16	27.2
8.	Derrick Hamilton, Clemson	2001-03	26.7
	Quadree Henderson, Pitt	2015-17	26.6
10.	Darrell Blackman, NC State	2004-07	25.9
	Dyrell Roberts, Virginia Tech	2008-12	25.9
12.	Ralph Stringer, NC State	1973-77	25.49
13.	Kermit Whitfield, Florida State	2013-16	25.47
14.	John Stone, Wake Forest	1998-01	25.4
15.	Shaun Wilson, Duke	2014-17	25.3
16.	Tobais Palmer, NC State	2011-12	25.1
	Michael Walker, Boston College	2015-18	25.1
18.	Lamont Reid, NC State	2001-04	24.9
19.	Hassan Hall, Georgia Tech	2018-22	24.82
20.	Leroy Gallman, Duke	1990-93	24.69
21.	Nyheim Hines, NC State	2015-17	24.67
22.	Greg Reid, Florida State	2009-12	24.66
	Brandon Tate, North Carolina	2005-08	24.66
24.	Dez White, Georgia Tech	1997-99	24.65
25.	Jabari Marshall, Duke	2005-08	24.58
26.	Myles Willis, Boston College	2013-16	24.57
27.	Mike Mason, North Carolina	2003-05	24.56
28.	Kevin Marion, Wake Forest	2004-07	24.55
29.	Jamal Golden, Georgia Tech	2011-15	24.47
30.	Tyler Boyd, Pitt	2013-15	24.43

Minimum 40 returns

Kickoff Returns

1.	T.J. Graham, NC State	2008-12	137
2.	Torrey Smith, Maryland	2008-10	123
3.	Sean Riley, Syracuse	2016-19	115
4.	Brandon Tate, North Carolina	2005-08	109
5.	Jabari Marshall, Duke	2005-08	107
6.	Michael Walker, Boston College	2015-18	106
	Joe Reed, Virginia	2016-19	106
8.	Hassan Hall, UL/GT	2018-22	104
9.	Eric Blount, North Carolina	1988-91	97
10.	T.J. Graham, NC State	2008-11	93
	Kermit Whitfield, Florida State	2013-16	93
12.	Kevin Marion, Wake Forest	2004-07	88
	Nyheim Hines, NC State	2015-17	88
14.	Marcus Wall, North Carolina	1992-95	87
	Anthony Williams, Wake Forest	1988-91	87
	Myles Willis, Boston College	2013-16	87
17.	Chris Douglas, Duke	2000-03	84
	Alvis Whitted, NC State	1994-97	84
	Jeff Smith, Boston College	2006-09	84
20.	Troy Slade, Duke	1973-75	83

INTERCEPTIONS

Interception Return Yardage

1.	John Talley, Duke	2003-06	395
2.	Kendric Burney, North Carolina	2007-10	358
3.	Pat Chester, Virginia	1978-82	296
4.	David Amerson, NC State	2010-12	287
5.	Aaron Curry, Wake Forest	2005-08	278
	Victor Harris, Virginia Tech	2005-08	278
7.	Tom Brown, Maryland	1960-62	275
8.	Willie Clay, Georgia Tech	1988-91	264
9.	Alphonso Smith, Wake Forest	2005-08	249
10.	Gerod Holliman, Louisville	2014	245
11.	Lukas Denis, Boston College	2015-18	244
12.	Michael Hamlin, Clemson	2005-08	243
	Crezdon Butler, Clemson	2006-09	243
14.	Ken Swilling, Georgia Tech	1988-91	239
15.	Alex Wujchiak, Maryland	2008-10	238
16.	Deunta Williams, North Carolina	2007-10	231
17.	Jack Wilson, Duke	1959-61	223
18.	Tay Cody, Florida State	1997-00	221
19.	Quayshawn Nealy, Georgia Tech	2011-14	217
20.	Marcellus Bowman, Boston College	2006-09	210
21.	Dre' Bly, North Carolina	1996-98	198

INTERCEPTIONS

Rk.	Player, School	Years	Yards	Avg.	Int.
1.	Alphonso Smith, Wake Forest	2005-08	249	11.9	21
2.	Dre' Bly, North Carolina	1996-98	198	9.9	20
3.	John Talley, Duke	2003-06	395	21.9	18
	David Amerson, NC State	2010-12	287	15.8	18
5.	Tom Brown, Maryland	1960-62	275	16.2	17
	Terry Kinard, Clemson	1978-81	147	8.6	17
	Ronnie Burgess, Wake Forest	1981-84	176	10.4	17
	A.J. Greene, Wake Forest	1985-88	175	10.3	17
	Keith McMeans, Virginia	1987-90	88	5.2	17
10.	Rich Searl, Duke	1969-71	197	12.3	16
	Lou Angelo, North Carolina	1970-72	115	7.2	16
	Pat Chester, Virginia	1978-82	296	18.5	16
	Eric Williams, NC State	1978-82	167	10.4	16
	Willie Clay, Georgia Tech	1988-91	264	16.5	16
15.	Bob Smith, Maryland	1972-74	69	4.6	15
	Ronde Barber, Virginia	1994-96	112	7.5	15
	Marcus Hamilton, Virginia	2003-06	127	8.5	15
	Victor Harris, Virginia Tech	2005-08	278	18.5	15
	DeAndre McDaniel, Clemson	2007-10	162	10.2	15
20.	Lendell Jones, Maryland	1981-83	83	5.9	14
	Kevin Cook, Virginia	1986-89	80	5.7	14
	Michael Hamlin, Clemson	2005-08	243	17.4	14
	Morgan Burnett, Georgia Tech	2007-09	135	9.6	14
	Rashard Hall, Clemson	2009-12	186	14.3	14
	Gerod Holliman, Louisville	2014	245	17.5	14
26.	Jerry Barger, Duke	1953-54	170	14.2	13
	Bob Sullivan, Maryland	1963-65	88	6.8	13
	Ken Schroy, Maryland	1972-74	119	9.2	13
	James Royster, Wake Forest	1975-78	92	7.1	13
	Ken Swilling, Georgia Tech	1988-91	239	18.4	13
	Wyatt Smith, Duke	1988-91	189	14.5	13
	Corey Sawyer, Florida State	1992-93	90	6.9	13
	Justin Miller, Clemson	2002-04	114	8.8	13
	Dejuan Tribble, Boston College	2005-07	150	11.5	13
	Jamie Silva, Boston College	2005-07	147	11.3	13
	Chase Minnifield, Virginia	2008-11	164	12.6	13
	Tre Boston, North Carolina	2010-13	79	6.1	13
	Juan Thornhill, Virginia	2015-18	177	13.6	13
39.	Bobby Cale, North Carolina	1976-78	90	7.5	12
	Buddy Curry, North Carolina	1977-79	111	9.3	12
	Eddie Geathers, Clemson	1977-80	114	9.5	12
	Lawrence Lowe, Georgia Tech	1977-80	118	9.8	12
	Bryan Shumock, Virginia	1977-80	209	17.4	12
	Ted Thurson, Georgia Tech	1979-82	60	5.0	12
	George Coghill, Wake Forest	1989-92	138	11.5	12
	Joe Crocker, Virginia	1992-95	76	6.3	12
	A.J. Johnson, Maryland	1993-96	88	7.3	12
	Samari Rolle, Florida State	1994-97	144	12.0	12
	Anthony Poindexter, Virginia	1995-98	141	11.8	12
	Lloyd Harrison, NC State	1996-99	53	4.4	12
	Tay Cody, Florida State	1997-00	221	18.4	12
	Alex Ardley, Clemson	1998-00	151	12.6	12
	Brian Mance, Clemson	1999-02	73	6.1	12
	Jeremy Muyses, Georgia Tech	1999-02	65	5.4	12
	Josh Gattis, Wake Forest	2003-06	169	14.1	12
	Deunta Williams, North Carolina	2007-10	213	19.3	12
	Brandan Bishop, NC State	2009-12	121	12.0	12
	Ross Cockrell, Duke	2010-13	80	6.7	12
	Breon Borders, Duke	2013-16	72	6.0	12
	Andre Cisco, Syracuse	2018-20	114	9.5	12

LONGEST SCORING KICKOFF RETURNS

100	Dick Novak/Dennis Candie, MD	Virginia	11/19/1960
100	Kenny Ambrusko, MD	Navy	11/7/1964
100	Greg Boone, Duke	Tennessee	9/4/1982
100	Leroy Gallman, Duke	at Tennessee	10/2/1993
100	Tyrell Godwin, North Carolina	Stanford	9/19/1998
100	Dez White, Georgia Tech	Maryland	10/31/1998
100	Derrick Hamilton, Clemson	North Carolina	10/25/2003
100	Marquis Weeks, Virginia	North Carolina	9/11/2004
100	Devin Hester, Miami	at NC State	10/23/2004
100	Ronnie Drummer, Duke	East Carolina	9/3/2005
100	Josh Wilson, Maryland	Georgia Tech	10/7/2006
100	Victor Harris, Virginia Tech	at Clemson	10/6/2007
100	T.J. Graham, NC State	Boston College	10/4/2008
100	Tavon Mason, Virginia	Georgia Tech	11/10/2001
100	Derrick Hamilton, Clemson	at Maryland	11/10/2001
100	Stefon Diggs, Maryland	at Virginia	10/13/2012
100	Jamal Golden, GT	at North Carolina	11/10/2012
100	Tobais Palmer, NC State	Wake Forest	11/10/2012
100	DeVon Edwards, Duke	NC State	11/9/2013
100	Kermit Whitfield, Florida State	Auburn	1/6/2014
100	Traveon Samuel, Louisville	Clemson	9/17/2015
100	DeVon Edwards, Duke	Georgia Tech	9/26/2015
100	Nyheim Hines, NC State	Clemson	10/31/2015
100	Quadree Henderson, Pitt	Navy	12/28/2015
100	Quadree Henderson, Pitt	Miami	12/5/2016
100	Nyheim Hines, NC State	Vanderbilt	12/26/2016
100	Juaneyh Thomas, Georgia Tech	Georgia	11/24/2018
100	Joe Reed, Virginia	William & Mary	9/6/19
100	Hassan Hall, Louisville	Wake Forest	10/12/19
100	Zonovan Knight, NC State	Miami	11/6/20
100	Jawar Jordan, Louisville	Air Force	12/28/21
100	Zonovan Knight, NC State	Wake Forest	11/13/21

LONGEST SCORING PUNT RETURNS

98	Bobby Bryant, South Carolina	NC State	10/8/1966
97	Dick Harris, South Carolina	North Carolina	10/10/1970
95	Carl Brazell, South Carolina	Virginia	11/26/1955
94	Kyshoen Jarrett, Virginia Tech	Pitt	9/15/2012
92	Jacoby Ford, Clemson	Florida Atlantic	9/2/2006
92	Devin Hester, Miami	Louisiana Tech	9/18/2004
92	Nyheim Hines, NC State	Pitt	10/14/2017
91	Greg Stroman, Virginia Tech	North Carolina	10/21/2017
90	Peter Warrick, Florida State	Clemson	9/20/1997
90	Dick Nolan, Maryland	Clemson	10/3/1953
90	Tucker Holloway, Virginia Tech	Georgia Tech	11/5/2022
89	Michael Waddell, North Carolina	Oklahoma	8/25/2001
89	Darnell Stephens, Clemson	Maryland	11/16/1991
89	Jesus Wilson, Florida State	Charleston So.	9/9/2016
88	Brian Mance, Clemson	Georgia Tech	10/28/2000
88	Mack Matthews, Clemson	Wake Forest	10/17/1970
87	T.J. Graham, NC State	North Carolina	11/20/2010
87	Willie Reid, Florida State	Penn State	1/3/2006
87	Darrell Blackman, NC State	Florida State	11/11/2004
87	Greg Stroman, Virginia Tech	East Carolina	9/24/2016
86	George Coghill, Wake Forest	Navy	11/23/1991
86	Jack Whitley, NC State	South Carolina	10/12/1968
86	Ryan Switzer, North Carolina	Cincinnati	12/28/2013
86	Rafael Araujo-Lopes, Pitt	UCF	9/29/2018
85	Tony Logan, Maryland	FIU	9/25/2010
85	Jerrard Tarrant, Georgia Tech	Clemson	9/10/2009
85	Troy Slade, Duke	Tulane	10/13/1973
85	Fred Combs, NC State	Virginia	11/4/1967
85	Don Kelley, Clemson	Maryland	11/17/1962
85	Ryan Switzer, North Carolina	Virginia	11/19/2013
85	Ryan Switzer, North Carolina	Illinois	9/19/2015
84	Tony Logan, Maryland	Duke	10/2/2010
84	Justin Harper, Virginia Tech	Kansas	1/2/2008
84	Ronnie Hamilton, Duke	Florida State	10/14/2000
84	Eric Lewis, North Carolina	NC State	10/18/1986
84	Gary Yount, NC State	Maryland	9/21/1968

CAREER TACKLES

Rk.	Player, School	Years	Tackles
1.	Luke Kuechly, Boston College	2009-11	532
2.	Bubba Brown, Clemson	1976-79	515
3.	Mike Junkin, Duke	1983-86	513
4.	Carl McGee, Duke	1975-78	511
5.	Dwight Hollier, North Carolina	1988-91	502
6.	Ryan Fowler, Duke	2000-03	495
	Quin Blanding, Virginia	2014-17	495
8.	Levar Fisher, NC State	1998-01	492
9.	Anthony Simmons, Clemson	1995-97	486
10.	Eric Wilson, Maryland	1981-84	481
11.	Dantonio Burnette, NC State	1999-02	476
12.	E.J. Henderson, Maryland	1999-02	473
13.	Jeff Davis, Clemson	1978-81	469
14.	Keith Brooking, Georgia Tech	1994-97	467
	Darrell Nicholson, North Carolina	1978-81	467
16.	Dexter Reid, North Carolina	2000-03	466
	Chuck Faucette, Maryland	1983-86	466
18.	Ed Stetz, Wake Forest	1969-71	460
19.	Damien Covington, NC State	1991-94	457
20.	Chad Carson, Clemson	1998-01	448
21.	D'Quell Jackson, Maryland	2002-05	447
22.	John Leake, Clemson	2000-03	443
23.	Jerrelle Williams, Georgia Tech	1988-91	437
24.	Ron Rogers, Georgia Tech	1994-97	435
25.	Jamie Sharper, Virginia	1993-96	435
26.	Michael Tauiliili, Duke	2005-08	434
27.	Rob Horton, Georgia Tech	1980-83	432
	Charles McDaniel, Virginia	1982-83	432
29.	Duane Wood, Georgia Tech	1979-82	426
	Carlos Bradley, Wake Forest	1978-80	426
31.	Erwin Sampson, Duke	1988-91	425
32.	Ratliff Thomas, Maryland	1993-96	424
33.	Angelo Crowell, Virginia	1999-02	420
34.	Darrell Spells, Duke	1989-92	419
35.	Ted Roof, Georgia Tech	1982-85	417
	Eric Barton, Maryland	1995-98	417
37.	Mike Jamolovich, Maryland	1989-92	414
	Micah Kiser, Virginia	2014-17	411
	Tommy Thigpen, North Carolina	1989-92	409
40.	Vince Hall, Virginia Tech	2004-07	404

CAREER QB SACKS

Rk.	Player, School	Years	Tackles
1.	Chris Slade, Virginia	1989-92	40
2.	Reinard Wilson, Florida State	1993-96	35.5
3.	Peter Boulware, Florida State	1994-96	34
4.	Vic Beasley, Clemson	2011-14	33
5.	Greg Ellis, North Carolina	1994-97	32.5
6.	Jeremiah Attaochu, Georgia Tech	2010-13	31.5
7.	Greg Gathers, Georgia Tech	1999-02	31
8.	Julius Peppers, North Carolina	1999-01	30.5
9.	Mike McCrary, Wake Forest	1989-92	30
10.	Tomon Fox, North Carolina	2016-21	29.5
11.	Calvin Pace, Wake Forest	1999-02	29
	Harold Landry, Boston College	2014-17	29
13.	Coleman Rudolph, Georgia Tech	1989-92	28.5
14.	DeMarcus Walker, Florida State	2013-16	28.5
15.	Michael Dean Perry, Clemson	1984-87	28
	Gaines Adams, Clemson	2003-06	28
	Clelin Ferrell, Clemson	2015-18	28
18.	Marco Coleman, Georgia Tech	1989-91	27.5
19.	Clint Sintim, Virginia	2005-08	27
20.	Darryl Blackstock, Virginia	2002-04	26.5
21.	William Perry, Clemson	1981-84	26
	Mike Frederick, Virginia	1991-94	26
	Bradley Chubb, NC State	2014-17	26
24.	Eric Henderson, Georgia Tech	2002-05	25.5
25.	Mario Williams, NC State	2003-05	25.5
	Ejuan Price, Pittsburgh	2013-16	25.5
27.	Patrick Kerney, Virginia	1995-98	24
	Marcus Jones, North Carolina	1992-95	24
	Tyler Lawrence, NC State	1990-93	24
	Mike Corvino, Maryland	1979-82	24
	Quinton Coples, North Carolina	2008-11	24
	Joe Jackson, Miami	2016-18	24
33.	Jamal Reynolds, Florida State	1997-00	23.5
	Bjorn Werner, Florida State	2010-12	23.5
	Duke Ejirofor, Wake Forest	2014-17	23.5
	Yasir Abdullah, Louisville	2018-22	23.5

CAREER TACKLES FOR LOSS

Rk.	Player, School	Years	Tackles
1.	Darnell Dockett, Florida State	2000-03	65
2.	E.J. Henderson, Maryland	1999-02	62.5
3.	Michael Dean Perry, Clemson	1984-87	61
4.	William Perry, Clemson	1981-84	60
5.	Bradley Chubb, NC State	2014-17	60
6.	Eric Henderson, Georgia Tech	2002-05	59.5
7.	Chris Combs, Duke	1996-99	57.5
8.	William Fuller, North Carolina	1980-83	57
	Greg Gathers, Georgia Tech	1999-02	57
10.	Chris Slade, Virginia	1989-92	56
11.	Mario Williams, NC State	2003-05	55.5
12.	Keith Adams, Clemson	1998-00	54
13.	Calvin Pace, Wake Forest	1999-02	54
	Harold Landry, Boston College	2014-17	54
15.	Julius Peppers, North Carolina	1999-01	53
	Clelin Ferrell, Clemson	2015-18	53
17.	Vic Beasley, Clemson	2011-14	52.5
18.	Coleman Rudolph, Georgia Tech	1989-92	52
	Anthony Simmons, Clemson	1995-97	52
20.	Mike Frederick, Virginia	1991-94	50
	Marco Coleman, Georgia Tech	1989-91	50
	Greg Ellis, North Carolina	1994-97	50
23.	Nikita Whitlock, Wake Forest	2010-13	49
24.	Rob Bodine, Clemson	1989-91	48
	Leroy Hill, Clemson	2001-04	48
	Daryl Smith, Georgia Tech	2000-03	48
27.	Ryan Fowler, Duke	2000-03	47.5
28.	Everette Brown, Florida State	2006-08	46.5
	Shaq Lawson, Clemson	2013-15	46.5
	Ejuan Price, Pitt	2013-16	46.5
31.	Marcus Jones, North Carolina	1992-95	46
	Mike McCrary, Wake Forest	1989-92	46
	Michael Tauiliili, Duke	2005-08	46
	Sean Spence, Miami	2008-11	46

TOTAL OFFENSE

Year	Player, School	Cl.	Ply	TDR	PP	Yards
1953	John Grambling, South Carolina	Sr.	181	11	5.4	983
1954	Mackie Prickett, South Carolina	Sr.	213	10	3.9	829
1955	Bob Pascal, Duke	Sr.	162	9	5.0	804
1956	Bill Barnes, Wake Forest	Sr.	168	7	6.0	1,010
1957	Harvey White, Clemson	So.	164	12	6.3	1,038
1958	Jack Cummings, North Carolina	Jr.	154	11	7.5	1,148
1959	Norm Snead, Wake Forest	Jr.	218	13	6.3	1,365
1960	Norm Snead, Wake Forest	Sr.	312	10	5.2	1,630
1961	Roman Gabriel, NC State	Sr.	283	12	4.0	1,133
1962	Dick Shiner, Maryland	Jr.	292	10	4.9	1,426
1963	Junior Edge, North Carolina	Sr.	244	11	5.8	1,413
1964	John Mackovic, Wake Forest	Sr.	267	6	5.7	1,514
1965	Danny Talbott, North Carolina	Jr.	303	10	4.9	1,477
1966	Bob Davis, Virginia	Sr.	309	16	5.5	1,688
1967	Fred Summers, Wake Forest	So.	338	12	4.2	1,419
1968	Leo Hart, Duke	So.	403	14	5.8	2,340
1969	Leo Hart, Duke	Jr.	377	12	4.3	1,612

Starting with the 1970 season, ranked on per game average

Year	Player, School	Cl.	Ply	TDR	PP	Yds	PG
1970	Leo Hart, Duke	Sr.	411	10	5.6	2,315	210.5
1971	Paul Miller, North Carolina	Sr.	250	15	5.2	1,302	118.4
1972	Bruce Shaw, NC State	Jr.	249	13	7.1	1,763	160.3
1973	Scott Gardner, Virginia	So.	342	15	6.2	2,120	192.7
1974	Bob Avellini, Maryland	Sr.	229	9	7.4	1,689	153.5
1975	Scott Gardner, Virginia	Sr.	350	9	4.6	1,593	144.8
1976	Mike Dunn, Duke	So.	344	14	5.3	1,835	166.8
1977	Steve Fuller, Clemson	Jr.	347	14	5.5	1,900	172.7
1978	Steve Fuller, Clemson	Sr.	303	16	6.6	2,003	182.1
1979	Jay Venuto, Wake Forest	Jr.	443	17	5.6	2,463	223.9
1980	Jay Venuto, Wake Forest	Sr.	480	22	5.1	2,430	220.9
1981	Gary Schofield, Wake Forest	So.	461	19	5.3	2,428	220.7
1982	Ben Bennett, Duke	Jr.	426	20	6.8	2,885	262.3
1983	Ben Bennett, Duke	Sr.	526	17	5.6	2,950	268.2
1984	John Dewberry, Georgia Tech	Jr.	303	14	7.2	2,175	197.7
1985	Stan Gelbaugh, Maryland	Sr.	349	16	6.8	2,385	216.8
1986	Mike Elkins, Wake Forest	So.	400	17	6.1	2,443	244.3
1987	Steve Slayden, Duke	Sr.	494	23	6.0	2,968	269.8
1988	Anthony Dilweg, Duke	Sr.	539	26	6.9	3,713	337.5
1989	Phil Barnhill, Wake Forest	Sr.	469	20	6.0	2,820	256.4
1990	Shawn Moore, Virginia	Sr.	335	29	7.7	2,568	256.8
1991	Dave Brown, Duke	Jr.	527	25	5.4	2,851	259.2
1992	John Kaleo, Maryland	Sr.	588	22	5.9	3,472	315.6
1993	Scott Milanovich, Maryland	So.	522	29	6.6	3,438	312.6
1994	Danny Kanell, Florida State	Jr.	407	18	6.5	2,654	241.3
1995	Danny Kanell, Florida State	Sr.	421	32	6.9	2,916	265.1
1996	Brian Kuklick, Wake Forest	So.	476	11	5.2	2,454	223.1
1997	Thad Busby, Florida State	Sr.	390	27	7.4	3,301	330.1
1998	Jamie Barnette, NC State	Jr.	460	21	6.9	3,182	289.3
1999	Joe Hamilton, Georgia Tech	Sr.	459	35	8.3	3,794	344.9
2000	Chris Weinke, Florida State	Sr.	461	34	8.8	4,070	339.2
2001	Woodrow Dantzler, Clemson	Sr.	517	27	6.5	3,364	305.8
2002	Darian Durant, North Carolina	So.	334	18	6.8	2,286	285.8
2003	Philip Rivers, NC State	Sr.	561	37	8.2	4,600	353.8
2004	Brock Berlin, Miami	Sr.	390	22	6.7	2,627	218.9
2005	Drew Weatherford, Florida State	Fr.	536	21	5.9	3,180	244.6
2006	Matt Ryan, Boston College	Jr.	478	19	6.1	2,907	242.2
2007	Matt Ryan, Boston College	Sr.	722	33	6.2	4,509	322.1
2008	Russell Wilson, NC State	Fr.	391	21	5.9	2,343	213.0
2009	Christian Ponder, Florida State	Jr.	407	16	7.1	2,896	321.8
2010	Russell Wilson, NC State	Jr.	670	37	6.0	3,998	307.5
2011	Tajh Boyd, Clemson	So.	641	38	6.3	4,046	289.0
2012	Tajh Boyd, Clemson	Jr.	613	46	7.2	4,410	339.2
2013	Tajh Boyd, Clemson	Sr.	567	44	7.5	4,251	327.0
2014	Jameis Winston, Florida State	So.	524	28	7.6	3,972	305.5
2015	Deshawn Watson, Clemson	So.	698	47	7.5	5,209	347.3
2016	Lamar Jackson, Louisville	So.	669	51	7.6	5,114	393.4
2017	Lamar Jackson, Louisville	Jr.	662	45	7.9	5,261	404.7
2018	Ryan Finley, NC State	Gr.	527	26	7.5	3,949	303.8
2019	Bryce Perkins, Virginia	Sr.	723	33	5.9	4,307	307.6
2020	Trevor Lawrence, Clemson	Jr.	402	32	8.3	3,356	335.6
2021	Brennan Armstrong, Virginia	Jr.	598	40	7.9	4,700	427.3
2022	Drake Maye, North Carolina	Fr.	701	45	7.2	5,019	358.5

Total Offense Leaders by School	Last Champion	Total
Wake Forest	Brian Kuklick, 1996	11
Duke	Dave Brown, 1991	10
Clemson	Trevor Lawrence, 2020	9
Florida State	Jameis Winston, 2014	7
North Carolina	Drake Maye, 2022	6
NC State	Russell Wilson, 2010	6
Virginia	Brennan Armstrong, 2021	6
Maryland	John Kaleo, 1992	5
Boston College	Matt Ryan, 2007	2
Georgia Tech	Joe Hamilton, 1999	2
Louisville	Lamar Jackson, 2017	2
South Carolina	Mackie Prickett, 1954	2
Miami	Brock Berlin, 2004	1

RUSHING

Year	Player, School	Cl.	Att	Avg.	TD	Yards
1953	Chet Hanulak, Maryland	Sr.	77	9.8	5	753
1954	Ronnie Waller, Maryland	Sr.	67	8.8	5	587
1955	Joe Wells, Clemson	Jr.	135	5.8	3	782
1956	Bill Barnes, Wake Forest	Sr.	168	6.0	6	1,010
1957	Jim Bakhtiar, Virginia	Sr.	194	4.2	6	822
1958	John Saunders, South Carolina	Sr.	128	5.1	6	653
1959	Jim Joyce, Maryland	Sr.	137	4.1	8	567
1960	Fred Shepherd, Virginia	Sr.	126	4.2	4	653
1961	Alan White, Wake Forest	Sr.	93	6.3	7	586
1962	Len Chiaverini, Maryland	Jr.	156	3.9	5	602
1963	Ken Willard, North Carolina	Jr.	167	3.9	7	648
1964	Brian Piccolo, Wake Forest	Sr.	252	4.1	15	1,044
1965	Hugh Mauldin, Clemson	Sr.	194	3.4	4	664
1966	Buddy Gore, Clemson	So.	186	4.0	4	750
1967	Buddy Gore, Clemson	Jr.	230	4.5	8	1,045
1968	Frank Quayle, Virginia	Sr.	175	6.9	12	1,213
1969	Don McCauley, North Carolina	Jr.	204	5.4	8	1,092

Starting with the 1970 season, ranked on per game average

Year	Player, School	Cl.	Att.	TD	Avg.	Yards	PG
1970	Don McCauley, North Carolina	Sr.	324	19	5.3	1,720	156.4
1971	Larry Hopkins, Wake Forest	Sr.	249	5	4.9	1,228	111.6
1972	Steve Jones, Duke	Sr.	287	6	4.3	1,236	112.4
1973	Willie Burden, NC State	Sr.	150	8	6.8	1,014	92.2
1974	Stan Fritts, NC State	Sr.	245	9	4.8	1,169	106.3
1975	Mike Voight, North Carolina	Jr.	259	11	4.8	1,250	125.0
1976	Mike Voight, North Carolina	Sr.	315	18	4.5	1,407	127.9
1977	Amos Lawrence, North Carolina	Fr.	193	6	6.3	1,211	121.1
1978	Ted Brown, NC State	Sr.	302	8	4.5	1,350	122.7
1979	Charles Wysocki, Maryland	So.	247	8	4.6	1,140	126.7
1980	Charles Wysocki, Maryland	Jr.	334	11	4.1	1,359	123.5
1981	Joe McIntosh, NC State	Fr.	222	5	5.4	1,190	119.0
1982	Robert Lavette, Georgia Tech	So.	280	19	4.3	1,208	109.8
1983	Ethan Horton, North Carolina	Jr.	200	8	5.5	1,107	100.6
1984	Ethan Horton, North Carolina	Sr.	238	6	5.2	1,247	113.4
1985	Barry Word, Virginia	Sr.	207	6	5.9	1,224	122.4
1986	Derrick Fenner, North Carolina	So.	200	6	6.3	1,250	125.0
1987	Terry Allen, Clemson	Fr.	172	7	5.0	868	86.8
1988	Kenard Martin, North Carolina	So.	193	11	5.9	1,146	104.2
1989	Jerry Mays, Georgia Tech	Sr.	249	8	5.4	1,349	122.5
1990	Terry Kirby, Virginia	So.	165	7	6.2	1,020	92.7
1991	Natrone Means, North Carolina	So.	201	11	5.1	1,030	103.0
1992	Terry Kirby, Virginia	Sr.	175	6	6.5	1,130	141.3
1993	John Leach, Wake Forest	Sr.	215	10	5.1	1,089	99.0
1994	Robert Baldwin, Duke	Sr.	276	12	4.3	1,187	107.9
1995	Raymond Priester, Clemson	Jr.	223	6	5.8	1,286	116.9
1996	Tiki Barber, Virginia	Sr.	250	14	5.4	1,360	123.6
1997	Tremayne Stephens, NC State	Sr.	204	10	5.6	1,142	103.8
1998	Thomas Jones, Virginia	Jr.	238	13	5.5	1,303	118.5
1999	Thomas Jones, Virginia	Sr.	334	16	5.4	1,798	163.5
2000	Antwoine Womack, Virginia	Jr.	210	9	4.9	1,028	93.5
2001	Bruce Perry, Maryland	So.	219	10	5.7	1,242	112.9
2002	Greg Jones, Florida State	Jr.	161	8	5.8	938	93.8
2003	P.J. Daniels, Georgia Tech	So.	283	10	5.1	1,447	111.3
2004	Leon Washington, Florida State	Jr.	138	7	6.9	951	95.1
2005	Chris Barclay, Wake Forest	Sr.	218	10	5.2	1,127	112.7
2006	Tashard Choice, Georgia Tech	Jr.	297	12	5.0	1,473	105.2
2007	Tashard Choice, Georgia Tech	Sr.	261	10	5.3	1,379	114.9
2008	Jonathan Dwyer, Georgia Tech	So.	200	13	7.0	1,395	107.3
2009	Ryan Williams, Virginia Tech	Fr.	293	21	5.6	1,655	127.3
2010	Montel Harris, Boston College	Jr.	269	8	4.6	1,243	103.6
2011	David Wilson, Virginia Tech	Jr.	290	9	5.9	1,709	122.1
2012	Giovani Bernard, North Carolina	So.	184	12	6.7	1,228	122.8
2013	Andre Williams, Boston College	Sr.	355	18	6.1	2,177	167.5
2014	James Conner, Pitt	So.	298	26	5.9	1,765	135.8
2015	Dalvin Cook, Florida State	So.	229	19	7.4	1,691	140.9
2016	Dalvin Cook, Florida State	Jr.	288	19	6.1	1,765	135.8
2017	Lamar Jackson, Louisville	Jr.	232	18	6.9	1,601	123.2
2018	AJ Dillon, Boston College	So.	227	10	4.9	1,108	110.8
2019	AJ Dillon, Boston College	Jr.	318	14	5.3	1,685	129.6
2020	Michael Carter, North Carolina	Sr.	156	9	8.0	1,245	113.2
2021	Sean Tucker, Syracuse	So.	246	12	6.1	1,496	124.7
2022	Israel Abanikanda, Pitt	Jr.	239	20	6.0	1,431	130.1

Rushing Leaders by School	Last Champion	Total
North Carolina	Michael Carter, 2020	13
Virginia	Antwoine Womack, 2000	10
Maryland	Bruce Perry, 2001	7
Clemson	Raymond Priester, 1995	6
Georgia Tech	Jonathan Dwyer, 2008	6
Wake Forest	Chris Barclay, 2005	6
NC State	Tremayne Stephens, 1997	5
Boston College	AJ Dillon, 2019	4
Florida State	Dalvin Cook, 2016	4
Duke	Robert Baldwin, 1994	2
Pitt	Israel Abanikanda, 2022	2
Virginia Tech	David Wilson, 2011	2
Louisville	Lamar Jackson, 2017	1
South Carolina	John Saunders, 1958	1
Syracuse	Sean Tucker, 2021	1

YEARLY RECORDS



PASSING

Year	Player, School	Cl.	Cmp-Att	Int.	TD	Yards
1953	John Grambling, South Carolina	Sr.	68-133	11	8	1,045
1954	Mackie Prickett, South Carolina	Sr.	68-116	9	1	682
1955	Nick Consoles, Wake Forest	Sr.	66-123	8	6	767
1956	Nelson Yarbrough, Virginia	Jr.	43-91	8	2	626
1957	Harvey White, Clemson	So.	46-95	3	11	841
1958	Sandy Dempsey, Virginia	So.	74-152	11	2	697
1959	Norm Snead, Wake Forest	Jr.	85-191	16	12	1,361
1960	Norm Snead, Wake Forest	Sr.	123-259	14	10	1,676
1961	Roman Gabriel, NC State	Sr.	99-186	6	8	937
1962	Dick Shiner, Maryland	So.	121-203	16	4	1,324
1963	Dick Shiner, Maryland	Jr.	108-222	8	10	1,165
1964	Scotty Glacken, Duke	Jr.	104-192	9	7	1,178
1965	Tom Hodges, Virginia	Sr.	103-196	13	4	1,299
1966	Bob Davis, Virginia	Sr.	107-222	10	10	1,461
1967	Jim Addison, Clemson	Sr.	82-174	10	5	924
1968	Leo Hart, Duke	So.	162-301	11	11	2,238
1969	Leo Hart, Duke	Jr.	145-268	9	5	1,642
1969	Leo Hart, Duke	Jr.	377	12	4.3	1,612

Starting with the 1970 season, ranked on completions per game

Year	Player, School	Cl.	Cmp-Att.	Int	TD	Yds	PG
1970	Leo Hart, Duke	Sr.	180-308	12	7	2,236	16.4
1971	Al Neville, Maryland	Jr.	107-204	13	10	1,275	9.7
1972	Bob Avellini, Maryland	So.	98-170	15	7	1,251	8.9
1973	Scott Gardner, Virginia	So.	99-234	16	10	1,687	9.0
1974	Bob Avellini, Maryland	Sr.	112-189	6	7	1,648	10.2
1975	Scott Gardner, Virginia	Sr.	133-272	19	5	1,547	12.1
1976	Andy Hitt, Virginia	Sr.	98-220	15	7	1,222	8.9
1977	Mike McGlamry, Wake Forest	Sr.	133-252	15	2	1,532	12.1
1978	Tim O'Hare, Maryland	Sr.	105-192	11	4	1,368	9.5

Starting with the 1979 season, rankings based on passing efficiency

Year	Player, School	Cl.	Cmp-Att.	Int	TD	Yds	Eff
1979	Matt Kupec, North Carolina	Sr.	123-227	9	18	1,587	131.1
1980	Jay Venuto, Wake Forest	Sr.	214-413	15	21	2,624	114.7
	Rod Elkins, North Carolina	So.	81-160	9	11	1,002	114.7
1981	Homer Jordan, Clemson	Jr.	96-174	8	8	1,496	133.4
1982	Ben Bennett, Duke	Jr.	236-374	12	20	3,033	142.5
1983	Mike Eppley, Clemson	Jr.	99-166	9	13	1,410	146.0
1984	Frank Reich, Maryland	Sr.	108-169	5	9	1,446	147.4
1985	John Dewberry, Georgia Tech	Sr.	110-193	8	10	1,557	133.6
1986	Mark Maye, North Carolina	Jr.	110-176	6	10	1,401	141.3
1987	Scott Secules, Virginia	Sr.	174-296	8	12	2,311	132.3
1988	Anthony Dilweg, Duke	Sr.	287-484	18	24	3,824	134.6
1989	David Brown, Duke	Fr.	104-163	6	14	1,479	161.0
1990	Shawn Moore, Virginia	Sr.	144-241	8	21	2,262	160.7
1991	Matt Blundin, Virginia	Sr.	135-224	0	19	1,902	159.6
1992	Bobby Goodman, Virginia	Sr.	130-232	12	21	1,707	137.4
1993	Charlie Ward, Florida State	Sr.	264-380	4	27	3,032	157.8
1994	Mike Groh, Virginia	Jr.	138-216	7	13	1,711	143.8
1995	Danny Kanell, Florida State	Sr.	257-402	13	32	2,957	145.5
1996	Chris Keldorf, North Carolina	Jr.	201-338	5	23	2,347	137.3
1997	Aaron Brooks, Virginia	Jr.	164-270	7	20	2,282	151.0
1998	Joe Hamilton, Georgia Tech	Jr.	145-259	8	17	2,166	141.7
1999	Joe Hamilton, Georgia Tech	Sr.	203-305	11	29	3,060	175.0
2000	Chris Weinke, Florida State	Sr.	266-431	11	33	4,167	163.1
2001	Chris Rix, Florida State	Fr.	165-286	13	24	2,734	156.6
2002	Matt Schaub, Virginia	Jr.	288-418	7	28	2,976	147.5
2003	Philip Rivers, NC State	Sr.	348-483	7	34	4,491	170.5
2004	Brock Berlin, Miami	Sr.	195-348	6	22	2,680	138.1
2005	Marcus Vick, Virginia Tech	Jr.	177-289	19	17	2,393	143.3
2006	Riley Skinner, Wake Forest	Fr.	171-260	5	9	2,051	139.6
2007	Cullen Harper, Clemson	Jr.	282-433	6	27	2,991	141.0
2008	Russell Wilson, NC State	Fr.	150-275	1	17	1,955	133.0
2009	Tyrod Taylor, Virginia Tech	Jr.	136-243	5	13	2,311	149.4
2010	Tyrod Taylor, Virginia Tech	Sr.	188-315	5	24	2,743	154.8
2011	Bryn Renner, North Carolina	So.	239-350	13	26	3,086	159.4
2012	Tajh Boyd, Clemson	Jr.	287-427	13	36	3,896	165.6
2013	Jameis Winston, Florida State	Jr.	257-384	10	40	4,057	184.8
2014	Brad Kaaya, Miami	Fr.	221-378	12	26	3,198	145.9
2015	Deshawn Watson, Clemson	So.	333-491	13	35	4,104	156.3
2016	Nathan Peterman, Pitt	Sr.	185-306	7	27	2,855	163.4
2017	John Wolford, Wake Forest	Sr.	239-374	6	29	3,192	158.0
2018	Trevor Lawrence, Clemson	Fr.	259-397	4	30	3,280	157.6
2019	Trevor Lawrence, Clemson	So.	268-407	8	36	3,665	166.7
2020	Sam Howell, North Carolina	So.	237-348	7	30	3,586	179.1
2021	Brennan Armstrong, Virginia	Jr.	326-500	10	31	4,449	156.4
2022	Drake Maye, North Carolina	Fr.	342-517	7	38	4,321	157.9

Passing Leaders by School	Last Champion	Total
Virginia	Brennan Armstrong, 2021	15
Clemson	Trevor Lawrence, 2019	9
Duke	Dave Brown, 1989	7
Maryland	Frank Reich, 1984	7
North Carolina	Drake Maye, 2022	7
Wake Forest	John Wolford, 2017	7
Florida State	Jameis Winston, 2013	5
NC State	Russell Wilson, 2008	4
Georgia Tech	Joe Hamilton, 1999	3
Virginia Tech	Tyrod Taylor, 2010	3
Miami	Brad Kaaya, 2014	2
South Carolina	Mackie Prickett, 1954	2
Pitt	Nathan Peterman, 2016	1

RECEIVING

Year	Player, School	Cl.	Rec	TD	Avg.	Yards
1953	Clyde Bennett, South Carolina	Sr.	23	3	18.0	413
1954	Carl Brazell, South Carolina	Sr.	29	1	8.3	241
1955	Bill Barnes, Wake Forest	Jr.	31	0	11.2	349
1956	Fred Polzer, Virginia	Jr.	24	0	9.2	221
1957	Fred Polzer, Virginia	Jr.	25	0	9.3	232
1958	Sonny Randle, Virginia	Sr.	47	5	13.7	642
1959	Bobby Allen, Wake Forest	Jr.	25	4	18.5	462
1960	Claude Moorman, Duke	Sr.	46	2	9.4	431
1961	Gary Collins, Maryland	Sr.	30	4	14.3	428
1962	Tom Brown, Maryland	Sr.	47	4	11.9	557
1963	Stan Crisnon, Duke	Sr.	48	7	11.6	559
	Bob Lacey, North Carolina	Sr.	48	1	11.5	553
1964	Ronnie Jackson, North Carolina	Sr.	34	5	15.1	512
1965	John Pincavage, Virginia	Sr.	45	0	12.7	572
1966	Charlie Carr, North Carolina	Jr.	52	0	9.4	490
1967	Fred Ziegler, South Carolina	So.	35	0	10.6	370
1968	Henley Carter, Duke	Jr.	65	2	13.7	892

Starting with the 1969 season, ranked on receptions per game

Year	Player, School	Cl.	Rec.	Yards	Avg	TD	PG
1969	Fred Ziegler, South Carolina	Sr.	52	658	12.6	3	5.2
1970	Wes Chesson, Duke	Sr.	74	1,080	14.6	3	6.7
1971	Bill Davis, Virginia	Sr.	49	617	12.6	2	4.5
1972	Dave Sullivan, Virginia	Sr.	51	662	13.0	7	4.6
1973	Harrison Davis, Virginia	Sr.	44	773	17.6	5	4.0
1974	Jimmy Jerome, North Carolina	Sr.	47	837	17.8	5	4.3
1975	Tom Fadden, Virginia	Jr.	48	620	12.9	2	4.4
1976	Tom Hall, Duke	Jr.	44	594	13.5	1	4.0
1977	Steve Young, Wake Forest	Sr.	51	483	9.5	3	5.1
1978	Jerry Butler, Clemson	Sr.	54	864	16.0	3	4.9
1979	Wayne Baumgardner, Wake Forest	So.	55	1,000	18.2	8	5.0
1980	Perry Tuttle, Clemson	Jr.	53	915	17.3	4	4.8
1981	Phil Denfield, Wake Forest	Jr.	51	461	9.0	1	4.6
1982	Mark Militello, Duke	Jr.	52	725	13.9	2	4.7
1983	Mike Grayson, Duke	Sr.	66	582	8.8	2	6.0
1984	Greg Hill, Maryland	Sr.	51	820	16.1	4	4.6
1985	Michael Ramseur, Wake Forest	Sr.	54	450	8.3	1	4.9
1986	James Brim, Wake Forest	Sr.	66	930	14.1	5	6.0
1987	Roger Boone, Duke	So.	62	587	9.5	0	5.6
1988	Roger Boone, Duke	Jr.	73	630	8.6	2	6.6
1989	Ricky Proehl, Wake Forest	Sr.	65	1,063	16.4	11	5.9
1990	Frank Wycheck, Maryland	Fr.	58	509	8.8	1	6.4
1991	John Henry Mills, Wake Forest	Jr.	51	559	11.0	1	4.6
1992	Marcus Badgett, Maryland	Sr.	75	1,240	16.5	9	6.8
1993	Russ Weaver, Maryland	Jr.	69	606	8.8	2	6.3
1994	Geoy Simon, Maryland	So.	77	891	11.6	5	7.0
1995	Jermaine Lewis, Maryland	Sr.	66	937	14.1	3	6.6
1996	Harvey Middleton, Georgia Tech	Jr.	64	804	12.6	3	5.8
1997	Desmond Clark, Wake Forest	Jr.	72	950	13.2	5	6.6
1998	Torry Holt, NC State	Sr.	88	1,604	18.2	11	8.0
1999	Peter Warrick, Florida State	Sr.	71	934	13.2	8	7.9
2000	Koren Robinson, NC State	So.	62	1,061	17.1	13	5.6
2001	Billy McMullen, Virginia	Jr.	83	1,060	12.8	12	6.9
2002	Sam Aiken, North Carolina	Sr.	68	990	14.6	4	5.7
2003	Jerricho Cotchery, NC State	Sr.	86	1,369	15.9	10	6.6
2004	Airese Currie, Clemson	Sr.	61	868	14.2	2	5.6
2005	Chansi Stuckey, Clemson	Jr.	64	770	12.0	4	5.3
2006	Calvin Johnson, Georgia Tech	Jr.	76	1,202	15.8	15	5.4
2007	Kenneth Moore, Wake Forest	Sr.	98	1,011	10.3	5	7.5
2008	D. J. Boldin, Wake Forest	Sr.	81	848	10.5	3	6.2
2009	Donovan Varner, Duke	So.	65	1,047	16.1	8	5.4
2010	Conner Vernon, Duke	Jr.	73	973	13.3	4	6.1
2011	Dwight Jones, North Carolina	Sr.	85	1,196	14.1	12	6.5
2012	Michael Campanaro, Wake Forest	Jr.	79	763	9.7	6	7.9
2013	Sammy Watkins, Clemson	Jr.	101	1,460	14.5	12	7.8
2014	Rashad Greene, Florida State	Sr.	99	1,365	13.8	7	7.1
2015	Tyler Boyd, Pitt	Jr.	91	926	10.2	6	7.6
2016	Amba Etta-Tawo, Syracuse	Sr.	94	1,482	15.8	14	7.8
2017	Steve Ishmael, Syracuse	Sr.	105	1,347	12.8	7	8.8
2018	Jakobi Meyers, NC State	Jr.	92	1,047	11.4	4	7.7
2019	Maurice Ffrench, Pitt	Sr.	96	850	8.9	4	8.7
2020	Jaquarii Roberson, Wake Forest	Jr.	62	926	14.9	8	6.9
2021	Josh Downs, North Carolina	So.	101	1,335	13.2	8	7.8
2022	Josh Downs, North Carolina	Jr.	94	1,029	10.9	11	8.5

Reception Leaders by School	Last Champion	Total
Wake Forest	Jaquarii Roberson, 2020	14
Duke	Conner Vernon, 2010	10
Virginia	Billy McMullen, 2001	9
Maryland	Jermaine Lewis, 1995	8
North Carolina	Josh Downs, 2022	8
Clemson	Sammy Watkins, 2013	5
NC State	Jakobi Meyers, 2018	4
South Carolina	Fred Ziegler, 1969	4
Georgia Tech	Calvin Johnson, 2006	2
Florida State	Rashad Greene, 2014	2
Syracuse	Steve Ishmael, 2017	2

RECEIVING YARDAGE

Year	Player, School	Cl.	Rec.	TD	Avg.	Yards
1953	Dreher Gaskin, South Carolina	Sr.	21	5	20.3	426
1954	Ed Stowers, Wake Forest	Sr.	22	3	12.6	277
1955	John Parham, Wake Forest	Sr.	18	5	20.9	376
1956	Fred Polzer, Virginia	Jr.	24	0	9.2	221
1957	Whitey Jordan, Clemson	Sr.	12	3	30.7	368
1958	Sonny Randle, Virginia	Sr.	47	5	13.7	642
1959	Bobby Allen, Wake Forest	Jr.	25	4	18.5	462
1960	Claude Moorman, Duke	Sr.	46	2	9.4	431
1961	Gary Collins, Maryland	Sr.	30	4	14.3	428
1962	Bob Lacey, North Carolina	Jr.	44	5	15.2	668
1963	Stan Crisson, Duke	Sr.	48	7	11.6	559
1964	Ronnie Jackson, North Carolina	Sr.	34	5	15.1	512
1965	John Pincavage, Virginia	Sr.	45	0	12.7	572
1966	Dave Dunaway, Duke	Sr.	43	3	14.3	614
1967	Phil Rogers, Clemson	Sr.	28	1	15.3	429
1968	Henley Carter, Duke	Jr.	65	2	13.7	892
1969	Charlie Waters, Clemson	Sr.	44	2	16.8	738

Starting in 1970, ranked on per-game average

Year	Player, School	Cl.	Rec.	TD	Avg.	Yards	PG
1970	Wes Chesson, Duke	Sr.	74	3	14.6	1,080	98.2
1971	Bill Davis, Virginia	Sr.	49	2	12.6	617	56.1
1972	Pat Kenney, NC State	Sr.	38	5	21.9	832	75.6
1973	Harrison Davis, Virginia	Sr.	44	5	17.6	773	70.3
1974	Jimmy Jerome, North Carolina	Sr.	47	5	17.8	877	76.1
1975	Troy Slade, Duke	Sr.	43	0	15.2	654	59.5
1976	Tom Hall, Duke	Jr.	44	1	13.5	594	54.0
1977	Jerry Butler, Clemson	Jr.	43	4	17.7	760	69.1
1978	Jerry Butler, Clemson	Sr.	54	3	16.0	864	78.5
1979	Wayne Baumgardner, Wake Forest	So.	55	8	18.2	1,000	90.9
1980	Perry Tuttle, Clemson	Jr.	53	4	17.3	915	83.2
1981	Cedric Jones, Duke	Sr.	42	10	19.8	832	75.6
1982	Chris Castor, Duke	Sr.	46	13	20.7	952	86.5
1983	Billy Smith, Virginia	Sr.	42	4	18.5	777	70.6
1984	Greg Hill, Maryland	Sr.	51	4	16.1	820	74.5
1985	Doug Green, Duke	So.	51	8	15.8	804	73.1
1986	James Brim, Wake Forest	Sr.	66	5	14.1	930	84.5
1987	Clarkston Hines, Duke	So.	57	11	19.2	1,093	99.4
1988	Clarkston Hines, Duke	Jr.	68	11	15.7	1,067	97.0
1989	Clarkston Hines, Duke	Sr.	61	17	18.8	1,149	104.5
1990	Herman Moore, Virginia	Sr.	54	13	22.0	1,190	108.2
1991	Terry Smith, Clemson	Sr.	45	6	16.8	758	68.9
1992	Marcus Badgett, Maryland	Sr.	75	9	16.5	1,240	112.7
1993	Jermaine Lewis, Maryland	So.	52	7	18.4	957	119.6
1994	Kez McCorvey, Florida State	Sr.	59	4	14.8	870	87.0
1995	Jermaine Lewis, Maryland	Sr.	66	3	14.2	937	93.7
1996	Harvey Middleton, Georgia Tech	Jr.	64	3	12.6	804	73.1
1997	Torry Holt, NC State	Jr.	62	16	17.7	1,099	99.9
1998	Torry Holt, NC State	Sr.	88	11	18.2	1,604	145.8
1999	Peter Warrick, Florida State	Sr.	71	8	13.2	934	103.8
2000	Marvin Minnis, Florida State	Sr.	63	11	21.3	1,340	111.7
2001	Billy McMullen, Virginia	Jr.	83	12	12.8	1,060	88.3
2002	Jerricho Cotchery, NC State	Jr.	67	7	17.8	1,192	85.1
2003	Jerricho Cotchery, NC State	Sr.	86	10	15.9	1,369	105.3
2004	Airese Currie, Clemson	Sr.	61	2	14.2	868	78.9
2005	Vernon Davis, Maryland	Jr.	51	6	17.1	871	79.2
2006	Calvin Johnson, Georgia Tech	Jr.	76	15	15.8	1,202	85.9
2007	Aaron Kelly, Clemson	Jr.	88	11	12.3	1,081	83.2
2008	Hakeem Nicks, North Carolina	Jr.	68	12	18.0	1,222	94.0
2009	Donovan Varner, Duke	So.	65	8	16.1	1,047	87.2
2010	Leonard Hankerson, Miami	Sr.	72	13	16.1	1,156	88.9
2011	Chris Givens, Wake Forest	Jr.	83	9	16.0	1,330	102.3
2012	DeAndre Hopkins, Clemson	Jr.	82	18	17.1	1,405	108.1
2013	Sammy Watkins, Clemson	Jr.	101	12	14.5	1,460	112.6
2014	Rashad Greene, Florida State	Sr.	99	7	13.8	1,365	97.5
2015	Isaiah Ford, Virginia Tech	So.	75	11	15.5	1,164	89.5
2016	Amba Etta-Tawo, Syracuse	Sr.	94	14	15.8	1,482	123.5
2017	Steve Ishmael, Syracuse	Sr.	105	7	12.8	1,347	112.2
2018	Kelvin Harmon, NC State	Jr.	81	7	14.6	1,186	98.8
2019	Tutu Atwell, Louisville	So.	70	12	18.2	1,276	98.2
2020	Jaquarii Roberson, Wake Forest	Jr.	62	8	14.9	926	102.9
2021	Jordan Addison, Pitt	So.	100	17	15.9	1,593	113.8
2022	AT Perry, Wake Forest	Jr.	81	11	13.5	1,096	89.7

Receiving Yards Leaders by School	Last Champion	Total
Duke	Donovan Varner, 2009	14
Clemson	Sammy Watkins, 2013	11
Virginia	Billy McMullen, 2001	8
Wake Forest	AT Perry, 2022	8
NC State	Kelvin Harmon, 2018	6
Maryland	Vernon Davis, 2005	6
North Carolina	Hakeem Nicks, 2008	4
Florida State	Rashad Greene, 2014	4
Georgia Tech	Calvin Johnson, 2006	2
Syracuse	Steve Ishmael, 2017	2
Louisville	Tutu Atwell, 2019	1
Miami	Leonard Hankerson, 2010	1
Pitt	Jordan Addison, 2021	1
Virginia Tech	Isaiah Ford, 2015	1
South Carolina	Dreher Gaskin, 1953	1

ALL-PURPOSE YARDAGE

Year	Player, School	Cl.	Rush	Rec.	Ret.	Total
1953	Chet Hanulak, Maryland	Sr.	753	152	264	1,199
1954	Ronnie Waller, Maryland	Sr.	592	209	367	1,168
1955	Bill Barnes, Wake Forest	Jr.	401	349	406	1,156
1956	Bill Barnes, Wake Forest	Sr.	1,010	41	440	1,491
1957	Wray Carlton, Duke	Jr.	833	174	219	1,226
1958	Sonny Randle, Virginia	Sr.	13	642	598	1,253
1959	Joel Arrington, Duke	So.	444	124	229	797
1960	Mark Leggett, Duke	So.	444	79	296	819
1961	Gib Carson, North Carolina	Sr.	406	147	334	887
1962	Billy Gambrell, South Carolina	Jr.	582	226	486	1,262
1963	Jay Wilkinson, Duke	Sr.	631	256	434	1,321
1964	Ken Willard, North Carolina	Sr.	835	219	215	1,269
1965	John Pincavage, Virginia	Sr.	119	584	489	1,192
1966	Frank Quayle, Virginia	So.	727	420	469	1,616
1967	Frank Quayle, Virginia	Jr.	755	300	442	1,497
1968	Frank Quayle, Virginia	Sr.	1,213	426	230	1,869

Starting with the 1969 season, ranked by per game yardage

Year	Player, School	Cl.	Rush	Rec.	Ret.	Total	PG
1969	Don McCauley, North Carolina	Jr.	1,092	238	440	1,770	170.0
1970	Don McCauley, North Carolina	Sr.	1,720	235	66	2,021	183.7
1971	Lewis Jolley, North Carolina	Sr.	712	367	376	1,455	132.3
1972	Steve Jones, Duke	Sr.	1,236	18	154	1,408	128.0
1973	Troy Slade, Duke	Fr.	16	191	1,051	1,258	114.4
1974	James Betterson, North Carolina	Jr.	1,082	53	512	1,647	149.7
1975	John Zeglinski, Wake Forest	So.	591	354	785	1,730	157.3
1976	Mike Voight, North Carolina	Sr.	1,407	32	0	1,439	130.8
1977	Ted Brown, NC State	Jr.	1,251	164	0	1,415	128.6
1978	Ted Brown, NC State	Sr.	1,350	197	35	1,582	143.8
1979	Charlie Wysocki, Maryland	So.	1,140	26	96	1,262	140.2
1980	Charlie Wysocki, Maryland	Jr.	1,359	24	0	1,383	125.7
1981	Robert Lavette, Georgia Tech	Fr.	866	307	389	1,562	142.0
1982	Robert Lavette, Georgia Tech	So.	1,208	286	76	1,570	142.7
1983	Mike Grayson, Duke	Sr.	785	582	132	1,499	136.3
1984	Ethan Horton, North Carolina	Sr.	1,247	254	0	1,501	136.4
1985	Barry Word, Virginia	Sr.	1,224	76	76	1,376	137.6
1986	Derrick Fenner, North Carolina	So.	1,250	122	0	1,372	137.2
1987	Randy Marriott, North Carolina	Jr.	12	634	607	1,253	113.9
1988	Roger Boone, Duke	Jr.	836	630	0	1,466	133.3
1989	Jerry Mays, Georgia Tech	Sr.	1,349	275	0	1,624	147.6
1990	Anthony Williams, Wake Forest	Jr.	866	0	740	1,606	146.0
1991	Natrone Means, North Carolina	Jr.	1,030	178	0	1,208	120.8
1992	Terry Kirby, Virginia	Sr.	1,130	241	1	1,372	171.5
1993	John Leach, Wake Forest	Sr.	1,089	340	262	1,691	153.7
1994	Robert Baldwin, Duke	Sr.	1,187	258	0	1,445	131.4
1995	Tiki Barber, Virginia	Jr.	1,397	216	293	1,906	158.8
1996	Tiki Barber, Virginia	Sr.	1,360	258	241	1,859	169.0
1997	Tony Horne, Clemson	Sr.	7	897	789	1,693	153.9
1998	Torry Holt, NC State	Sr.	102	1,604	273	1,979	179.9
1999	Thomas Jones, Virginia	Sr.	1,798	239	17	2,054	186.7
2000	Koren Robinson, NC State	So.	95	1,061	724	1,880	170.9
2001	Chris Douglas, Duke	So.	841	233	775	1,849	168.1
2002	Derrick Hamilton, Clemson	So.	208	602	1,073	1,883	144.8
2003	Derrick Hamilton, Clemson	Jr.	111	1,026	598	1,735	133.5
2004	Alvin Pearson, Virginia	Sr.	1,037	402	499	1,938	161.5
2005	Chris Barclay, Wake Forest	Sr.	1,127	159	222	1,508	150.8
2006	Branden Ore, Virginia Tech	So.	1,137	214	0	1,351	112.6
2007	Brandon Tate, North Carolina	Jr.	131	479	1,155	1,765	147.1
2008	C.J. Spiller, Clemson	Jr.	629	436	705	1,770	147.5
2009	C.J. Spiller, Clemson	Sr.	1,212	503	965	2,680	191.4
2010	Torrey Smith, Maryland	Jr.	7	1,055	585	1,647	126.7
2011	Sammy Watkins, Clemson	Fr.	231	1,219	838	2,288	176.0
2012	Giovani Bernard, North Carolina	So.	1,228	490	263	1,981	198.1
2013	Andre Williams, Boston College	Sr.	2,177	0	0	2,177	167.5
2014	Duke Johnson, Miami	Jr.	1,652	421	0	2,073	159.5
2015	Dalvin Cook, Florida State	So.	1,691	244	0	1,935	161.5
2016	Dalvin Cook, Florida State	Jr.	1,765	488	0	2,253	173.3
2017	Nyheim Hines, NC State	Jr.	1,112	152	604	1,868	143.7
2018	Greg Dortch, Wake Forest	So.	20	1,078	652	1,750	145.8
2019	Travis Etienne, Clemson	Jr.	1,614	432	128	2,174	144.9
2020	Khalil Herbert, Virginia Tech	Sr.	1,182	179	430	1,791	162.8
2021	Jordan Addison, Pitt	So.	56	1,593	185	1,834	131.0
2022	Israel Abanikanda, Pitt	Jr.	1,431	146	228	1,805	164.1

All-Purpose Yardage Leaders by School	Last Champion	Total
North Carolina	Giovani Bernard, 2012	13
Virginia	Alvin Pearson, 2004	11
Duke	Chris Douglas, 2001	10
Clemson	Travis Etienne, 2019	7
Wake Forest	Greg Dortch, 2018	7
Maryland	Torrey Smith, 2010	5
NC State	Nyheim Hines, 2017	5
Georgia Tech	Jerry Mays, 1989	3
Florida State	Dalvin Cook, 2016	2
Pitt	Israel Abanikanda, 2022	2
Virginia Tech	Khalil Herbert, 2020	2
South Carolina	Billy Gambrell, 1962	1
Boston College	Andre Williams, 2013	1
Miami	Duke Johnson, 2014	1

YEARLY RECORDS



SCORING

Year	Player, School	Cl.	TD	PAT	FG	Points
1953	Lloyd Caudle, Duke	Sr.	9	-	-	54
	Bernie Faloney, Maryland	Sr.	9	-	-	54
1954	Bob Pascal, Duke	Sr.	9	-	-	54
	Dick Bielski, Maryland	Sr.	9	-	-	54
1955	Ed Vereb, Maryland	Sr.	16	-	-	96
1956	Billy Barnes, Wake Forest	Sr.	7	2	-	44
1957	Dick Christy, NC State	Sr.	13	2	1	83
1958	Wray Carlton, Duke	Sr.	8	8	-	56
1959	Bill Mathis, Clemson	Sr.	11	4	-	70
1960	Bill McGuirt, Clemson	Jr.	9	-	-	54
1961	Ron Scudato, Clemson	Sr.	8	-	-	48
1962	Three tied with	-	8	2	-	50
1963	Jay Wilkinson, Duke	Sr.	12	-	-	72
1964	Brian Piccolo, Wake Forest	Sr.	17	9	-	111
1965	Danny Talbott, North Carolina	Jr.	7	13	5	70
1966	Frank Quayle, Virginia	So.	11	-	-	66
1967	Gerald Warren, NC State	Jr.	-	19	17	70
1968	Frank Quayle, Virginia	Sr.	14	-	-	84
1969	Ray Yauger, Clemson	Jr.	11	2	-	68
1970	Don McCauley, North Carolina	Sr.	21	-	-	126
1971	Larry Russell, Wake Forest	Sr.	15	4	-	94
1972	Stan Fritts, NC State	So.	17	4	-	106
1973	Louis Carter, Maryland	Jr.	14	-	-	84
1974	Roland Hooks, NC State	Sr.	13	4	-	82
1975	Ted Brown, NC State	Fr.	13	6	-	84
1976	Mike Voight, North Carolina	Sr.	18	2	-	110
1977	Ted Brown, NC State	Jr.	14	-	-	84
1978	Lester Brown, Clemson	Jr.	17	-	-	102
1979	Scott Smith, NC State	Sr.	13	-	-	78
	James McDougald, Wake Forest	Sr.	13	-	-	78

Starting with the 1980 season, ranked on per game average

Year	Player, School	Cl.	TD	PAT	FG	Pts	PG
1980	Amos Lawrence, North Carolina	Sr.	15	-	-	90	8.2
1981	Kelvin Bryant, North Carolina	So.	18	-	-	108	13.5
1982	Robert Lavette, Georgia Tech	So.	19	-	-	114	10.4
1983	Bob Paulling, Clemson	Sr.	-	36	18	90	8.2
1984	Rick Badanjek, Maryland	Jr.	16	6	-	102	9.3
1985	Kenny Flowers, Clemson	Jr.	13	-	-	78	7.1
1986	Terrence Flagler, Clemson	Sr.	13	-	-	78	7.8
1987	David Treadwell, Clemson	Sr.	-	28	18	82	8.2
1988	Dan Plocki, Maryland	Sr.	-	27	17	78	7.1
1989	Clarkston Hines, Duke	Sr.	17	1	-	104	9.5
1990	Jake McInerney, Virginia	Sr.	-	49	15	94	8.5
1991	Nelson Welch, Clemson	Fr.	-	30	17	81	7.4
1992	Nelson Welch, Clemson	So.	-	23	22	89	8.1
1993	Leon Johnson, North Carolina	Fr.	16	2	-	100	8.3
1994	Rafael Garcia, Virginia	So.	-	34	17	85	7.7
1995	Warrick Dunn, Florida State	Jr.	16	-	-	96	8.7
1996	Scott Bentley, Florida State	Sr.	-	52	16	100	9.1
1997	Torry Holt, NC State	Jr.	16	1	-	98	8.9
1998	Sebastian Janikowski, Florida State	So.	-	42	27	123	10.3
1999	Sebastian Janikowski, Florida State	Jr.	-	47	23	116	10.6
2000	Travis Zachery, Clemson	Jr.	17	4	-	102	9.3
2001	Nick Novak, Maryland	Fr.	-	41	16	89	8.1
2002	Nick Novak, Maryland	So.	-	53	24	125	8.9
2003	Nick Novak, Maryland	Jr.	-	38	24	110	8.5
2004	Wali Lundy, Virginia	Jr.	17	-	-	102	8.5
2005	Jad Dean, Clemson	Jr.	-	34	24	106	8.8
2006	Brandon Ore, Virginia Tech	So.	17	0	0	102	8.5
2007	Mark Buchholz, Clemson	Jr.	-	48	22	114	8.8
2008	Graham Gano, Florida State	Sr.	-	33	24	105	9.5
2009	Ryan Williams, Virginia Tech	Fr.	22	-	-	132	10.2
2010	Keith Payne, Virginia	Sr.	16	-	-	96	8.7
2011	Dustin Hopkins, Florida State	Jr.	-	44	22	110	8.5
2012	Giovani Bernard, North Carolina	So.	19	-	-	114	11.4
2013	Roberto Aguayo, Florida State	Fr.	-	94	21	157	11.2
2014	James Conner, Pitt	So.	26	-	-	156	12.0
2015	Dalvin Cook, Florida State	So.	20	-	-	120	10.0
2016	Lamar Jackson, Louisville	So.	21	-	-	126	9.7
2017	TaQuon Marshall, Georgia Tech	Jr.	17	1	-	104	9.5
2018	Travis Etienne, Clemson	So.	26	-	-	156	10.4
2019	Cam Akers, Florida State	Jr.	18	1	-	110	10.0
2020	Javonte Williams, North Carolina	Jr.	22	-	-	132	12.0
2021	Nick Sciba, Wake Forest	Sr.	-	65	23	134	9.6
2022	Israel Abanikanda, Pitt	Jr.	21	-	-	128	11.6

Scoring Leaders by School	Last Champion	Total
Clemson	Travis Etienne, 2015	15
Florida State	Cam Akers, 2019	9
Maryland	Nick Novak, 2003	9
North Carolina	Javonte Williams, 2020	8
NC State	Torry Holt, 1997	8
Duke	Clarkston Hines, 1989	6
Virginia	Keith Payne, 2010	6
Wake Forest	Nick Sciba, 2021	5
Georgia Tech	TaQuon Marshall, 2017	2
Pitt	Israel Abanikanda, 2022	2
South Carolina	Dan Reeves, 1962	2
Virginia Tech	Ryan Williams, 2009	2
Louisville	Lamar Jackson, 2016	1

KICK SCORING

Year	Player, School	Cl.	PATs	FGs	Points
1953	Ralph Felton, Maryland	Sr.	17-23	0-0	17
1954	Dick Bielski, Maryland	Sr.	15-19	1-4	18
1955	Jim Nelson, Duke	Sr.	21-25	0-1	21
1956	Charlie Bussey, Clemson	Sr.	15-21	0-0	15
1957	Phil Blazer, North Carolina	Jr.	13-15	0-0	13
1958	Neil MacLean, Wake Forest	Jr.	11-13	1-2	14
1959	Vincent Scott, Maryland	Jr.	11-15	3-11	20
1960	Lon Armstrong, Clemson	Jr.	24-27	3-6	33
1961	John Hannigan, Maryland	Jr.	17-17	5-6	32
1962	Bill Reynolds, Duke	Sr.	18-23	7-11	39
1963	Frank Pierce, Clemson	So.	21-22	4-7	33
1964	Bernardo Bramson, Maryland	So.	17-18	9-18	44
1965	Bernardo Bramson, Maryland	Jr.	15-15	7-13	36
1966	Harold Deters, NC State	Sr.	19-19	10-22	49
1967	Gerald Warren, NC State	Jr.	19-19	17-22	70
1968	Gerald Warren, NC State	Sr.	22-23	9-16	49
1969	Billy DuPre, South Carolina	Sr.	21-21	9-18	48
1970	Ken Craven, North Carolina	Jr.	41-42	7-17	62
1971	Ken Craven, North Carolina	Sr.	30-32	11-16	63
1972	Ellis Alexander, North Carolina	So.	35-38	7-14	56
1973	Steve Mike-Mayer, Maryland	Jr.	33-38	12-24	69
1974	Steve Mike-Mayer, Maryland	Sr.	34-36	15-25	79
1975	Mike Sochko, Maryland	So.	31-34	12-21	67
1976	Tom Biddle, North Carolina	Jr.	23-25	13-18	62
1977	Tom Biddle, North Carolina	Sr.	21-24	15-24	66
1978	Obed Ariri, Clemson	So.	42-44	13-24	81
1979	Dale Castro, Maryland	Jr.	19-22	17-21	70
1980	Obed Ariri, Clemson	Sr.	18-18	23-30	87
1981	Jess Atkinson, Maryland	Fr.	24-26	12-21	60
1982	Brooks Barwick, North Carolina	Jr.	37-37	20-23	97
1983	Bob Paulling, Clemson	Sr.	36-37	18-20	90
1984	Donald Igwebuikwe, Clemson	Sr.	41-41	16-17	89
1985	Kenny Stadlin, Virginia	Sr.	28-29	16-19	76
1986	Mike Cofer, NC State	Sr.	33-35	13-17	72
1987	David Treadwell, Clemson	Sr.	28-29	18-21	82
1988	Dan Plocki, Maryland	Sr.	27-27	17-22	78
1989	Chris Gardocki, Clemson	So.	38-38	20-25	98
1990	Jake McInerney, Virginia	Sr.	49-50	15-17	94
1991	Nelson Welch, Clemson	Fr.	30-34	17-26	81
1992	Nelson Welch, Clemson	So.	23-25	22-28	89
1993	Scott Bentley, Florida State	Fr.	56-64	13-20	95
1994	Rafael Garcia, Virginia	So.	34-34	17-22	85
1995	Scott Bentley, Florida State	Jr.	67-69	9-16	94
1996	Scott Bentley, Florida State	Sr.	52-53	16-18	100
1997	Sebastian Janikowski, Florida State	Fr.	37-39	16-21	85
1998	Sebastian Janikowski, Florida State	So.	42-43	27-32	123
1999	Sebastian Janikowski, Florida State	Jr.	47-47	23-30	116
2000	Luke Manget, Georgia Tech	So.	38-38	12-16	74
2001	Nick Novak, Maryland	Fr.	41-42	16-25	89
2002	Nick Novak, Maryland	So.	53-54	24-28	125
2003	Nick Novak, Maryland	Jr.	38-42	24-32	110
2004	Brandon Pace, Virginia Tech	So.	43-44	21-27	106
2005	Jad Dean, Clemson	Jr.	34-35	24-31	106
2006	Sam Swank, Wake Forest	So.	33-33	23-31	102
2007	Mark Buchholz, Clemson	Jr.	48-48	22-36	114
2008	Graham Gano, Florida State	Sr.	33-34	24-26	105
2009	Matt Waldron, Virginia Tech	Sr.	48-48	20-23	108
2010	Dustin Hopkins, Florida State	So.	53-53	22-28	119
2011	Chandler Catanzaro, Clemson	So.	52-53	22-27	118
2012	Dustin Hopkins, Florida State	Sr.	65-66	25-30	140
2013	Roberto Aguayo, Florida State	Fr.	94-94	21-22	157
2014	Roberto Aguayo, Florida State	So.	55-55	27-30	136
2015	Greg Huegel, Clemson	Fr.	57-62	27-32	138
2016	Joey Slye, Virginia Tech	Jr.	58-59	20-27	118
2017	Mike Weaver, Wake Forest	Sr.	52-56	21-25	115
2018	Andre Szmyt, Syracuse	Fr.	61-61	30-34	151
2019	Nick Sciba, Wake Forest	So.	47-47	24-25	119
2020	B.T. Potter, Clemson	Jr.	61-62	18-23	115
2021	Nick Sciba, Wake Forest	Sr.	65-65	23-25	134
2022	Christopher Dunn, NC State	Sr.	30-30	28-29	114

Kick Scoring Leaders by School	Last Champion	Total
Clemson	B.T. Potter, 2020	16
Maryland	Nick Novak, 2003	15
Florida State	Roberto Aguayo, 2014	11
North Carolina	Brooks Barwick, 1982	7
NC State	Christopher Dunn, 2022	5
Wake Forest	Nick Sciba, 2021	5
Virginia	Rafael Garcia, 1994	3
Virginia Tech	Joey Slye, 2016	3
Duke	Bill Reynolds, 1962	2
Georgia Tech	Luke Manget, 2000	1
South Carolina	Billy DuPre, 1969	1
Syracuse	Andre Szmyt, 2018	1

KICKOFF RETURNS

Year	Player, School	Cl.	Ret.	Avg.	TD	Yards
1953	Ken Keller, North Carolina	So.	13	23.0	0	239
1954	George Marinkov, NC State	So.	13	35.3	1	459
1955	Carl Brazell, South Carolina	Sr.	12	31.5	0	378
1956	Billy Barnes, Wake Forest	Sr.	11	28.6	0	315
1957	Dick Christy, NC State	Sr.	7	45.4	2	318
1958	Sonny Randle, Virginia	Sr.	21	24.1	0	506
1959	Tom Gravins, Virginia	Sr.	17	20.4	0	346
1960	Dennis Condie, Maryland	Jr.	10	35.2	2	352
1961	Jack Morris, South Carolina	Sr.	12	31.3	0	375
1962	Donny Frederick, Wake Forest	Sr.	29	22.8	0	660
1963	Darryl Hill, Maryland	Sr.	13	24.4	0	317
1964	Roger Davis, Virginia	Sr.	21	21.9	0	481
1965	Benny Galloway, South Carolina	So.	19	24.4	0	463
1966	Gary Rowe, NC State	Sr.	20	25.2	0	505
1967	Ken Dutton, Maryland	So.	24	18.9	0	454
1968	Bobby Hall, NC State	Sr.	29	24.9	0	721
1969	John Shields, Clemson	Sr.	25	21.6	0	539

Starting in 1970, ranked on average per return

Year	Player, School	Cl.	Ret.	Yards	TD	Avg.
1970	Dick Harris, South Carolina	Sr.	30	880	1	29.3
1971	Larry Marshall, Maryland	Sr.	22	587	0	26.7
1972	Roland Hooks, NC State	Jr.	27	615	0	22.8
1973	Tom Lockridge, Wake Forest	Jr.	21	522	1	24.9
1974	James Betterson, North Carolina	Jr.	18	512	0	28.4
1975	John Schultz, Maryland	Sr.	13	403	1	31.0
1976	Art Gore, Duke	Sr.	22	563	0	25.6
1977	Ralph Stringer, NC State	Sr.	19	488	0	25.7
1978	Sean McCall, Virginia	Fr.	19	511	0	26.9
1979	Cedric Jones, Duke	So.	20	542	1	27.1
1980	Dennis Tabron, Duke	Jr.	11	251	0	22.8
1981	Robert Lavette, Georgia Tech	Fr.	17	389	0	22.9
1982	Cleve Pounds, Georgia Tech	Fr.	17	397	0	23.4
1983	Cory Collier, Georgia Tech	Fr.	12	360	0	30.0
1984	Mike Atkinson, Duke	Sr.	26	579	0	22.3
1985	Keeta Covington, Maryland	Jr.	24	556	0	23.2
1986	Terrance Roulhac, Clemson	Sr.	17	561	0	33.0
1987	Randy Marriott, North Carolina	Jr.	27	607	0	22.5
1988	Chris Williams, NC State	So.	18	468	0	26.0
1989	Bren Lowery, Maryland	Sr.	14	334	0	23.9
1990	Randy Jones, Duke	Sr.	24	678	2	28.3
1991	Eric Blount, North Carolina	Sr.	25	679	1	27.2
1992	Leroy Gallman, Duke	Sr.	14	433	0	30.9
1993	Derrick Steagall, Georgia Tech	Fr.	16	413	0	25.8
1994	Marcus Wall, North Carolina	Jr.	27	743	1	27.5
1995	Antwan Wyatt, Clemson	Jr.	17	425	0	25.0
1996	Leon Johnson, North Carolina	Sr.	14	347	1	24.8
1997	Tony Horne, Clemson	Sr.	18	491	0	27.3
1998	Tyrell Godwin, North Carolina	So.	12	334	1	27.8
1999	John Stone, Wake Forest	So.	15	389	1	29.9
2000	Kyle Moore, Duke	Jr.	13	335	0	25.8
2001	Derrick Hamilton, Clemson	Fr.	15	476	1	31.7
2002	Justin Miller, Clemson	Fr.	13	456	1	35.1
2003	Michael Waddell, North Carolina	Sr.	15	475	1	31.7
2004	Justin Miller, Clemson	Jr.	20	661	2	33.0
2005	Darrell Blackman, NC State	So.	20	582	0	29.1
2006	Darrell Blackman, NC State	Jr.	19	549	1	28.9
2007	Kevin Marion, Wake Forest	Sr.	28	876	1	31.3
2008	Michael Ray Garvin, Florida State	Sr.	22	662	1	30.1
2009	C.J. Spiller, Clemson	Sr.	23	755	4	32.8
2010	David Wilson, Virginia Tech	So.	22	584	2	26.5
2011	T.J. Thorpe, North Carolina	Fr.	36	960	1	26.7
2012	Duke Johnson, Miami	Fr.	27	892	2	33.0
2013	Kermit Whitfield, Florida State	Fr.	17	619	2	36.4
2014	Tyler Boyd, Pitt	So.	16	442	0	27.6
2015	DeVon Edwards, Duke	Jr.	24	700	3	29.2
2016	T.J. Logan, North Carolina	Sr.	21	690	2	32.9
2017	Joe Reed, Virginia	So.	29	861	2	29.7
2018	Maurice Ffrench, Pitt	Jr.	20	547	2	27.4
2019	Joe Reed, Virginia	Sr.	24	796	2	33.2
2020	Khalil Herbert, Virginia Tech	Sr.	16	430	0	26.9
2021	Zonovan Knight, NC State	Jr.	16	550	2	34.4
2022	Julian Gray, NC State	Fr.	16	380	0	23.8

Kickoff Return Leaders by School	Last Champion	Total
NC State	Julian Gray, 2022	11
North Carolina	T.J. Logan, 2016	10
Clemson	C.J. Spiller, 2009	8
Duke	DeVon Edwards, 2015	8
Maryland	Bren Lowery, 1989	7
Virginia	Joe Reed, 2019	6
Wake Forest	Kevin Marion, 2007	5
Georgia Tech	Derrick Steagall, 1993	4
South Carolina	Dick Harris, 1970	4
Florida State	Kermit Whitfield, 2013	2
Pitt	Maurice Ffrench, 2018	2
Virginia Tech	Khalil Herbert, 2020	2
Miami	Duke Johnson, 2012	1

PUNT RETURNS

Year	Player, School	Cl.	Ret.	Avg.	TD	Yards
1953	Eddie West, NC State	Sr.	23	10.4	0	239
1954	Ron Waller, Maryland	Sr.	13	15.3	0	199
1955	Carroll McClain, South Carolina	Sr.	7	18.3	0	128
1956	Billy Barnes, Wake Forest	Sr.	6	19.0	1	114
1957	Dick Hunter, NC State	Jr.	15	9.3	0	139
1958	Bobby Morgan, Clemson	Sr.	9	19.0	0	143
1959	George Usry, Clemson	Sr.	16	10.8	0	175
1960	Jim Davidson, Maryland	Jr.	16	10.6	0	169
1961	Jay Wilkinson, Duke	Jr.	22	14.9	2	328
1962	Jay Wilkinson, Duke	Sr.	28	9.3	0	259
1963	Hugh Mauldin, Clemson	So.	17	11.4	0	193
1964	Julian James, NC State	Jr.	18	11.3	0	204
1965	Bobby Bryant, South Carolina	Jr.	11	14.6	0	161
1966	Bobby Bryant, South Carolina	Sr.	11	22.0	2	242
1967	Fred Coombs, NC State	Sr.	22	19.0	2	417
1968	Jack Whitley, NC State	So.	23	14.1	1	311
1969	Rusty Culbreth, North Carolina	So.	27	8.0	0	215

Starting with the 1970 season, ranked by average per return

Year	Player, School	Cl.	Ret.	Yards	TD	Avg.
1970	Don Kelley, Clemson	Sr.	24	389	2	16.2
1971	Larry Marshall, Maryland	Sr.	35	375	1	10.7
1972	Bob Smith, Maryland	So.	23	308	1	13.4
1973	Troy Slade, Duke	So.	39	440	1	11.3
1974	Ken Schroy, Maryland	Sr.	11	206	0	18.7
1975	Troy Slade, Duke	Sr.	23	283	0	12.3
1976	Mel Collins, North Carolina	Jr.	15	160	0	10.7
1977	George Gaudwin, Duke	So.	14	164	1	11.7
1978	Willie Jordan, Clemson	Sr.	20	277	0	13.9
1979	Pat Chester, Virginia	So.	25	248	2	9.9
1980	Pat Chester, Virginia	Jr.	19	192	1	10.1
1981	Louie Meadows, NC State	Sr.	17	222	0	13.1
1982	Jack Westbrook, Georgia Tech	Jr.	21	255	1	12.1
1983	Rick Badanjek, Maryland	So.	21	233	0	11.1
1984	Keeta Covington, Maryland	So.	26	274	0	10.5
1985	Doug Green, Duke	So.	15	155	0	10.3
1986	Riccardo Ingram, Georgia Tech	Jr.	16	233	0	14.6
1987	Donnell Woolford, Clemson	Jr.	21	326	2	15.5
1988	Eric Blount, North Carolina	Fr.	15	148	0	9.9
1989	Bren Lowery, Maryland	Sr.	21	213	0	10.1
1990	George Coghill, Wake Forest	Sr.	19	275	1	14.5
1991	Darnell Stephens, Clemson	Fr.	25	352	1	14.1
1992	Corey Sawyer, Florida State	Fr.	33	488	1	14.8
1993	Todd Dixon, Wake Forest	Sr.	13	167	1	12.8
1994	Octavus Barnes, North Carolina	Fr.	11	151	0	10.8
1995	Jermaine Lewis, Maryland	Sr.	12	152	1	12.7
1996	Tiki Barber, Virginia	Sr.	19	241	1	12.7
1997	Dee Feaster, Florida State	Jr.	14	221	0	14.7
1998	Charlie Rogers, Georgia Tech	Sr.	30	425	2	14.2
1999	Peter Warrick, Florida State	Sr.	18	227	1	12.6
2000	Koren Robinson, NC State	So.	14	218	1	15.6
2001	Ronnie Hamilton, Duke	Sr.	20	311	1	15.6
2002	Steve Suter, Maryland	So.	56	771	4	13.8
2003	Jonathan Smith, Georgia Tech	Sr.	31	364	2	11.7
2004	Darrell Blackman, NC State	Fr.	12	214	1	17.8
2005	Willie Reid, Florida State	Sr.	31	541	3	17.5
2006	Eddie Royal, Virginia Tech	Jr.	23	304	1	13.2
2007	Eddie Royal, Virginia Tech	Sr.	31	455	2	14.7
2008	Travis Benjamin, Miami	Fr.	16	181	0	11.3
2009	Greg Reid, Florida State	Fr.	21	387	1	18.4
2010	Tony Logan, Maryland	Jr.	31	560	2	18.1
2011	Jayron Hosley, Virginia Tech	Jr.	18	228	0	12.7
2012	Giovani Bernard, North Carolina	So.	16	263	2	16.4
2013	Ryan Switzer, North Carolina	Fr.	24	502	5	20.9
2014	Jamison Crowder, Duke	Sr.	22	280	2	12.7
2015	Brisly Estime, Syracuse	Jr.	15	272	2	18.1
2016	Brisly Estime, Syracuse	Sr.	16	283	0	17.7
2017	Michael Walker, Boston College	So.	27	354	0	13.1
2018	Sean Riley, Syracuse	Jr.	16	262	1	16.4
2019	K.J. Osborn, Miami	Sr.	16	255	0	15.9
2020	Dazz Newsome, North Carolina	Sr.	17	168	0	9.9
2021	Tayvion Robinson, Virginia Tech	So.	26	328	1	12.6
2022	M.J. Devonshire, Pitt	Jr.	25	245	1	9.8

Punt Return Leaders by School	Last Champion	Total
Maryland	Tony Logan, 2010	11
Duke	Jamison Crowder, 2014	8
NC State	Darrell Blackman, 2004	8
Clemson	Darnell Stephens, 1991	7
North Carolina	Dazz Newsome, 2020	7
Florida State	Greg Reid, 2009	5
Georgia Tech	Jonathan Smith, 2003	4
Virginia Tech	Tayvion Robinson, 2021	4
Virginia	Tiki Barber, 1996	3
Wake Forest	Todd Dixon, 1993	3
South Carolina	Bobby Bryant, 1966	3
Syracuse	Sean Riley, 2018	3
Miami	K.J. Osborn, 2019	2
Boston College	Michael Walker, 2017	1
Pitt	M.J. Devonshire, 2022	1

YEARLY RECORDS



PUNTING

Year	Player, School	Cl.	Punts	Yards	Avg.
1953	Dick Lackey, North Carolina	Sr.	27	1,172	43.4
1954	Joe Pagliei, Clemson	Jr.	26	955	36.7
1955	Joe Pagliei, Clemson	Sr.	20	782	39.1
1956	Wally Vale, North Carolina	Sr.	31	1,274	41.1
1957	Don Coker, North Carolina	Jr.	20	791	39.6
1958	Don Coker, North Carolina	Sr.	31	1,339	43.2
1959	Wayne Wolff, Wake Forest	Jr.	24	987	41.1
1960	Wayne Wolff, Wake Forest	Sr.	58	2,348	40.5
1961	Eddie Wertz, Clemson	Jr.	56	2,249	40.2
1962	Eddie Wertz, Clemson	Sr.	41	1,667	40.7
1963	Karl Sweetan, Wake Forest	Sr.	66	2,500	37.9
	Bill Edwards, North Carolina	So.	52	1,940	37.3
1964	Ron Skosnick, NC State	Sr.	53	2,165	40.8
1965	Rod Stewart, Duke	Sr.	41	1,743	42.5
1966	Bill Van Heusen, Maryland	Jr.	46	1,836	39.9
1967	Scott Townsend, South Carolina	Jr.	59	2,319	39.3
1968	Gary Yount, NC State	Jr.	55	2,173	39.5
1969	Jack Anderson, Clemson	Jr.	21	842	40.1
1970	Jack Anderson, Clemson	Sr.	35	1,434	41.0
1971	Chuck Ramsey, Wake Forest	So.	46	2,003	43.5
1972	Chuck Ramsey, Wake Forest	Jr.	72	3,111	43.2
1973	Chuck Ramsey, Wake Forest	Sr.	87	3,896	44.8
1974	Johnny Evans, NC State	So.	38	1,653	43.5
1975	Johnny Evans, NC State	Jr.	42	1,874	44.6
1976	Johnny Evans, NC State	Jr.	47	2,168	46.1
1977	Russ Henderson, Virginia	Jr.	85	3,615	42.5
1978	Russ Henderson, Virginia	Sr.	72	3,060	42.5
1979	David Sims, Clemson	Jr.	72	3,198	44.4
1980	Steve Streater, North Carolina	Sr.	59	2,560	43.4
1981	Dale Hatcher, Clemson	Fr.	40	1,725	43.1
1982	Ron Rice, Georgia Tech	Jr.	42	1,789	42.6
	Harry Newsome, Wake Forest	So.	60	2,556	42.6
1983	Harry Newsome, Wake Forest	Jr.	42	1,909	45.5
1984	Harry Newsome, Wake Forest	Sr.	57	2,512	44.1
1985	Tommy Barnhardt, North Carolina	Sr.	68	2,824	41.5
1986	Kelly Hollodick, NC State	Sr.	55	2,330	42.4
1987	Craig Salmon, NC State	Sr.	64	2,877	45.0
1988	Martin Bailey, Wake Forest	Sr.	46	2,012	43.7
1989	Chris Gardocki, Clemson	So.	44	1,878	42.7
1990	Chris Gardocki, Clemson	Jr.	53	2,350	44.3
1991	Ed Garno, Virginia	Sr.	47	1,975	42.0
1992	Mike Thomas, North Carolina	So.	56	2,415	43.1
1993	Scott Milanovich, Maryland	So.	50	2,189	43.8
1994	Jason Bender, Georgia Tech	Sr.	55	2,503	45.5
1995	Sean Liss, Florida State	Jr.	49	2,153	43.9
1996	John Krueger, Duke	Sr.	58	2,619	45.2
1997	Rodney Williams, Georgia Tech	Jr.	47	2,145	45.6
1998	Brian Schmitz, North Carolina	Jr.	75	3,357	44.8
1999	Brian Schmitz, North Carolina	Sr.	74	3,538	47.8
2000	Brian Morton, Duke	Sr.	77	3,478	45.2
2001	Brooks Barnard, Maryland	Jr.	54	2,401	44.5
2002	Brooks Barnard, Maryland	Sr.	55	2,373	43.1
2003	Ryan Plackemeier, Wake Forest	So.	57	2,600	45.6
2004	Ryan Plackemeier, Wake Forest	Jr.	64	2,809	43.9
2005	Ryan Plackemeier, Wake Forest	Sr.	67	3,165	47.2
2006	Durant Brooks, Georgia Tech	Jr.	79	3,596	45.5
2007	Ryan Weigand, Virginia	Sr.	52	2,352	45.2
2008	Travis Baltz, Maryland	So.	61	2,506	41.1
2009	Brent Bowden, Virginia Tech	Sr.	57	2,495	43.8
2010	Matt Bosher, Miami	Sr.	59	2,597	44.0
2011	Shawn Powell, Florida State	Sr.	57	2,681	47.0
2012	Will Monday, Duke	Fr.	67	2,991	44.6
2013	Pat O'Donnell, Miami	Sr.	53	2,498	47.1
2014	Will Baumann, NC State	Sr.	60	2,724	45.4
2015	Cason Beatty, Florida State	Sr.	61	2,756	45.2
2016	Nicholas Conte, Virginia	Sr.	74	3,279	44.5
2017	Ryan Winslow, Pitt	Jr.	57	2,536	44.5
2018	Logan Tyler, Florida State	Sr.	82	3,545	43.2
2019	Trenton Gill, NC State	So.	56	2,663	47.6
2020	Pressley Harvin III, Georgia Tech	Sr.	45	2,161	48.0
2021	Trenton Gill, NC State	Sr.	65	2,930	45.1
2022	Daniel Sparks, Virginia	Jr.	46	2,113	45.9

INTERCEPTIONS

Year	Player, School	Cl.	Yards	TD	Int.
1953	Jerry Barger, Duke	Jr.	55	0	6
1954	Jerry Barger, Duke	Sr.	115	0	6
1955	Dale Boyd, Duke	Sr.	88	0	6
1956	Eddie Rushton, Duke	Jr.	86	1	4
1957	Reece Whitley, Virginia	Jr.	81	0	5
1958	Rod Breedlove, Maryland	Jr.	68	0	5
1959	Chuck Reiley, Wake Forest	So.	14	0	4
1960	Chuck Reiley, Wake Forest	Jr.	64	0	4
1961	Tom Brown, Maryland	Jr.	95	0	8
1962	Tom Brown, Maryland	Sr.	122	1	6
1963	Ernie Arizzi, Maryland	Sr.	98	1	4
	Tom Krebs, Virginia	Jr.	20	0	4
	Bill Edwards, North Carolina	So.	5	0	4
1964	Sonny Dickinson, South Carolina	Jr.	15	0	5
	Jimmy Bell, Clemson	Sr.	5	0	5
1965	Bob Sullivan, Maryland	Sr.	61	0	10
1966	Andy Harper, Wake Forest	Sr.	34	0	6
1967	Andy Beath, Duke	Sr.	4	0	6
1968	Pat Watson, South Carolina	Sr.	63	0	7
1969	Tony Greene, Maryland	Jr.	10	0	5

Starting in 1970, ranked on interceptions per game

Year	Player, School	Cl.	Int.	Yards	TD	PG
1970	Bo Davies, South Carolina	Jr.	8	41	0	0.73
1971	Larry Marshall, Maryland	Sr.	6	131	0	0.67
1972	Lou Angelo, North Carolina	Sr.	8	72	0	0.73
1973	Mike Devine, NC State	Jr.	7	49	0	0.64
1974	Dennis Smith, Clemson	Jr.	6	47	0	0.55
1975	Bob Grupp, Duke	Jr.	4	72	0	0.36
	Kenny Roy, Maryland	Jr.	4	17	0	0.36
1976	Bobby Cale, North Carolina	So.	5	8	0	0.45
1977	Derrick Gasper, Virginia	Jr.	5	104	0	0.45
	James Royster, Wake Forest	Jr.	5	74	0	0.45
	Steve Ryan, Clemson	Jr.	5	67	0	0.45
1978	Woodrow Wilson, NC State	Jr.	5	107	1	0.45
	Ronnie Lee, NC State	So.	5	24	0	0.45
1979	Ralph Lary, Maryland	Jr.	7	102	0	0.64
1980	Dennis Tabron, Duke	Jr.	5	132	1	0.45
	Hillary Honeycutt, NC State	Jr.	5	60	0	0.45
	Bryan Shumock, Virginia	Sr.	5	56	0	0.45
	Steve Streater, North Carolina	So.	5	43	0	0.45
1981	Eric Williams, NC State	Jr.	7	107	0	0.64
1982	Lendell Jones, Maryland	Jr.	7	48	0	0.64
1983	Clarence Baldwin, Maryland	Sr.	7	5	0	0.64
1984	Ray Daly, Virginia	Sr.	6	55	0	0.45
1985	Keeta Covington, Maryland	Jr.	6	94	0	0.45
	Larry Griffin, North Carolina	Sr.	6	24	0	0.45
1986	Derrick Taylor, NC State	Sr.	6	164	1	0.45
	Derrick Donald, North Carolina	Jr.	6	51	0	0.45
1987	Keith McMeans, Virginia	Fr.	9	35	0	0.90
1988	Jesse Campbell, NC State	So.	5	71	1	0.45
	Keith McMeans, Virginia	So.	5	49	0	0.45
1989	Robert O'Neal, Clemson	Fr.	7	96	0	0.64
1990	Ken Swilling, Georgia Tech	Jr.	5	34	0	0.56
1991	Willie Clay, Georgia Tech	Sr.	9	66	1	0.75
1992	Corey Sawyer, Florida State	Fr.	7	0	0	0.64
1993	Corey Sawyer, Florida State	So.	6	90	0	0.50
1994	Ronde Barber, Virginia	Fr.	8	56	0	0.73
1995	Brian Dawkins, Clemson	Sr.	6	55	1	0.55
	Andre Johnson, Maryland	Jr.	6	46	0	0.55
1996	Dre' Bly, North Carolina	Fr.	11	141	1	1.00
1997	Samari Rolle, Florida State	Sr.	7	32	0	0.64
1998	Lloyd Harrison, NC State	Jr.	7	51	0	0.64
1999	Robert Carswell, Clemson	Jr.	6	70	0	0.55
	Lewis Sanders, Maryland	Jr.	6	37	0	0.55
2000	Alex Ardley, Clemson	Jr.	6	61	0	0.55
2001	Tony Okanlawon, Maryland	Sr.	5	60	0	0.71
2002	Justin Miller, Clemson	Fr.	8	50	0	0.62
2003	Almondo Curry, Virginia	Sr.	6	133	1	0.46
2004	Jimmy Williams, Virginia Tech	Jr.	5	81	1	0.38
2005	Marcus Hamilton, Virginia	Jr.	6	28	1	0.50
2006	John Talley, Duke	Sr.	7	150	1	0.58
2007	Alphonso Smith, Wake Forest	Jr.	8	166	3	0.62
2008	Trimane Goddard, North Carolina	Sr.	7	156	1	0.54
	Morgan Burnett, Georgia Tech	So.	7	95	1	0.54
	Alphonso Smith, Wake Forest	Sr.	7	33	0	0.54
2009	DeAndre McDaniel, Clemson	Jr.	8	128	1	0.57
2010	Jayron Hosley, Virginia Tech	So.	9	110	0	0.69
2011	David Amerson, NC State	So.	13	206	2	1.00
2012	David Amerson	Jr.	5	82	1	0.38
	Ross Cockrell, Duke	Jr.	5	46	1	0.38
	Antone Exum, Virginia Tech	Jr.	5	44	0	0.38
2013	Anthony Harris, Virginia	Jr.	8	42	0	0.67
2014	Gerod Holliman, Louisville	Jr.	14	245	1	1.08
2015	Artie Burns, Miami	Jr.	6	34	0	0.46
2016	Tarvarus McFadden, Florida State	So.	8	16	0	0.62
2017	Lucas Denis, Boston College	Jr.	7	185	0	0.54
2018	Hamp Cheevers, Boston College	Jr.	7	135	1	0.58
2019	Andre Cisco, Syracuse	So.	5	67	1	0.56
2020	Divine Deablo, Virginia Tech	Sr.	4	5	0	0.44
	Nick Andersen, Wake Forest	Fr.	4	0	0	0.44
2021	Brandon Sebastian, Boston College	Gr.	4	0	0	0.44
2022	Kam Kinchens, Miami	So.	6	99	1	0.50

Punting Leaders by School	Last Champion	Total
Wake Forest	Ryan Plackemeier, 2005	13
North Carolina	Brian Schmitz, 1999	10
Clemson	Chris Gardocki, 1990	10
NC State	Trenton Gill, 2021	10
Virginia	Daniel Sparks, 2022	6
Georgia Tech	Pressley Harvin III, 2020	5
Maryland	Travis Baltz, 2008	5
Florida State	Logan Tyler, 2018	4
Duke	Will Monday, 2012	3
Miami	Pat O'Donnell, 2013	2
Pitt	Ryan Winslow, 2017	1
South Carolina	Scott Townsend, 1967	1
Virginia Tech	Brent Bowden, 2009	1

Int Leaders	Last Champion	Total
Virginia	Anthony Harris, 2013	11
Clemson	DeAndre McDaniel, 2009	9
NC State	David Amerson, 2011	8
Duke	John Talley, 2006	8
North Carolina	Trimane Goddard, 2008	8
Wake Forest	Nick Andersen, 2020	7
Florida State	Tarvarus McFadden, 2016	4
Georgia Tech	Morgan Burnett, 2008	3
Virginia Tech	Divine Deablo, 2020	3
Boston College	Brandon Sebastian, 2021	2
Miami	Kam Kinchens, 2022	2
Louisville	Gerod Holliman, 2014	1
Syracuse	Andre Cisco, 2019	1

PASSES DEFENDED

Year	Player, School	Total
1977	Mark Heniford, Clemson	7
1978	Rich Sommers, Duke	13
1979	Donnie LeGrande, NC State	8
1980	Willie Underwood, Clemson	8
1981	Donnie LeGrande, NC State	14
1982	Terry Kinard, Clemson	12
1983	Rod McSwain, Clemson	11
1984	Ty Davis, Clemson	15
1985	Delton Hall, Clemson	14
1986	Delton Hall, Clemson	14
1987	A.J. Greene, Wake Forest	18
1988	Three tied with	14
1989	George Coghill, Wake Forest	17
1990	Joe Johnson, NC State	18
1991	Mike Reid, NC State	14
1992	Mike Reid, NC State	13
1993	Corey Sawyer, Florida State	11
1994	Corey Fuller, Florida State	13
1995	Nathan Perryman, Georgia Tech	13
	Dexter McCleon, Clemson	13
1996	Robert Williams, North Carolina	23
1997	Tony Scott, NC State	18
1998	Lloyd Harrison, NC State	23
1999	Tony Scott, NC State	18
2000	Tay Cody, Florida State	20
2001	Three tied with	15
2002	Domonique Foxworth, Maryland	23
2003	Eric King, Wake Forest	18
2004	Jimmy Williams, Virginia Tech	19
2005	Kelly Jennings, Miami	16
2006	Brandon Flowers, Virginia Tech	21
2007	Alphonso Smith, Wake Forest	18
2008	Alphonso Smith, Wake Forest	20
2009	Brandon Harris, Miami	17
2010	Jayron Hosley, Virginia Tech	17
2011	Merrill Noel, Wake Forest	21
2012	Antone Exum, Virginia Tech	21
2013	Kendall Fuller, Virginia Tech	17
2014	Kendall Fuller, Virginia Tech	17
	Gerod Holliman, Louisville	17
2015	Brad Watson, Wake Forest	18
	M.J. Stewart, North Carolina	18
2016	Lance Austin, Georgia Tech	15
	Cordrea Tankerstly, Clemson	15
2017	Mark Gilbert, Duke	21
2018	Bryce Hall, Virginia	24
2019	Caleb Farley, Virginia Tech	16
2020	Garrett Williams, Syracuse	12
2021	Garrett Williams, Syracuse	10
2022	Elijah Jones, Boston College	15

TACKLES

Year	Player, School	Avg.
1976	Brad Carr, Maryland	14.3
1977	Ted Klaube, Maryland	17.0
1979	Bill Cowher, NC State	17.7
1979	Carlos Bradley, Wake Forest	15.4
1980	Duane Wood, Georgia Tech	15.5
1981	Robert Abraham, NC State	16.6
1982	Vaughan Johnson, NC State	15.2
1983	Eric Wilson, Maryland	16.2
1984	Troy Simmons, North Carolina	14.7
1985	Mike Junkin, Duke	14.7
	Carl Carr, North Carolina	14.7
	Brett Rudolph, North Carolina	14.7
1986	Mike Junkin, Duke	17.1
1987	Kevin Walker, Maryland	15.6
1988	Erwin Sampson, Duke	13.6
1989	Dwight Hollier, North Carolina	14.5
1990	Dwight Hollier, North Carolina	14.1

1991	Mike Jarmolowich, Maryland	13.9
1992	David Merritt, NC State	13.9
1993	Randy Neal, Virginia	12.6
1994	Jamal Cox, Georgia Tech	13.3
1995	Keith Brooking, Georgia Tech	13.3
1996	Anthony Simmons, Clemson	14.9
1997	Northy Simmons, Clemson	13.1
1998	Eric Barton, Maryland	14.5
1999	Keith Adams, Clemson	16.0
2000	Levar Fisher, NC State	14.8
2001	E.J. Henderson, Maryland	13.6
2002	Dexter Reid, North Carolina	13.8
2003	Keyaron Fox, Georgia Tech	11.9
2004	D'Qwell Jackson, Maryland	11.2
2005	D'Qwell Jackson, Maryland	13.7
2006	Vince Hall, Virginia Tech	9.8
2007	Erin Henderson, Maryland	11.1
2008	Michael Tauiliili, Duke	11.7
2009	Luke Kuechly, Boston College	12.2
2010	Luke Kuechly, Boston College	14.1
2011	Luke Kuechly, Boston College	15.9
2012	Nick Clancy, Boston College	12.1
2013	David Helton, Duke	9.5
2014	David Helton, Duke	10.3
2015	Micah Kiser, Virginia	9.8
2016	Micah Kiser, Virginia	11.2
2017	Micah Kiser, Virginia	11.2
2018	Cole Holcomb, North Carolina	9.5
2019	Rayshard Ashby, Virginia Tech	9.2
	Lakem Williams, Syracuse	9.2
2020	Payton Wilson, LB, NC State	10.8
2021	Nick Jackson, LB, Virginia	9.8
2022	Nick Jackson, LB, Virginia	10.4

TACKLES FOR LOSS

Year	Player, School	Total
1976	Chip Garber, Maryland	14
1977	Randy Scott, Clemson	18
1978	Charles Johnson, Maryland	18
1979	Jim Stuckey, Clemson	16
1980	Lawrence Taylor, North Carolina	22
1981	William Fuller, North Carolina	22
1982	Mark Duda, Maryland	14
1983	William Fuller, North Carolina	17
1984	William Perry, Clemson	27
1985	Reggie Andrews, Duke	11
1986	Michael Dean Perry, Clemson	15
1987	Michael Dean Perry, Clemson	24
1988	Levon Kirkland, Clemson	12
1989	Ray Agnew, NC State	17
1990	Marco Coleman, Georgia Tech	19
1991	Rob Bodine, Clemson	27
1992	Michael McCrary, Wake Forest	23
1993	Mike Frederick, Virginia	21
	Tyler Lawrence, NC State	21
1994	John Zuanich, Duke	16
1995	Tucker Grace, Wake Forest	19
	Marcus Jones, North Carolina	19
1996	Reinard Wilson, Florida State	22
1997	Anthony Simmons, Clemson	21
1998	Ebenezer Ekuban, North Carolina	23
1999	Keith Adams, Clemson	33
2000	Julius Peppers, North Carolina	24
2001	E.J. Henderson, Maryland	28
2002	Calvin Pace, Wake Forest	19.5
	Shawn Johnson, Duke	19.5
2003	Leroy Hill, Clemson	27
2004	Travis Johnson, Florida State	18
2005	Mario Williams, NC State	24
2006	Calais Campbell, Miami	20.5
2007	Chris Long, Virginia	19
2008	Everette Brown, Florida State	21.5
2009	Robert Quinn, North Carolina	19
2010	Da'Quan Bowers, Clemson	26
2011	Andre Branch, Clemson	17
2012	Kevin Reddick, North Carolina	18.5
2013	Aaron Donald, Pitt	28.5
2014	Vic Beasley, Clemson	21.5
2015	Shaq Lawson, Clemson	23.5
2016	Ejuan Price, Pitt	23
2017	Bradley Chubb, NC State	26
2018	Clelin Ferrell, Clemson	19.5
2019	Greg Rousseau, Miami	19.5
2020	Amare Barno, Virginia Tech	16.0
2021	Jermaine Johnson II, Florida State	18.0
2022	Drake Thomas, NC State	19.0

QUARTERBACK SACKS

Year	Player, School	Total
1978	Bruce Palmer, Maryland	13
1979	Joe Hannah, NC State	7
1980	Lawrence Taylor, North Carolina	16
1981	Charles Bowser, Duke	17.5
1982	Mark Duda, Maryland	13
1983	Frank Bush, NC State	8
1984	William Perry, Clemson	10
1985	Reggie Andrews, Duke	10.5
1986	Michael Dean Perry, Clemson	9
1987	Michael Dean Perry, Clemson	10
1988	George Malone, Georgia Tech	7
1989	Three tied with	6
1990	Marco Coleman, Georgia Tech	13
1991	Coleman Rudolph, Georgia Tech	13
1992	Chris Slade, Virginia	14
	Michael McCrary, Wake Forest	14
1993	Tyler Lawrence, NC State	11
1994	Reinard Wilson, Florida State	11
1995	Peter Boulware, Florida State	10
1996	Peter Boulware, Florida State	19
1997	Andre Wadsworth, Florida State	16
1998	Patrick Kerney, Virginia	15
1999	Keith Adams, Clemson	16
2000	Julius Peppers, North Carolina	15
2001	Greg Gathers, Georgia Tech	10
2002	Shawn Johnson, Duke	12
	Alonzo Jackson, Florida State	12
2003	Eric Henderson, Georgia Tech	11
2004	Darryl Blackstock, Virginia	10.5
2005	Mario Williams, NC State	14.5
2006	Gaines Adams, Clemson	12.5
2007	Chris Long, Virginia	14
2008	Everette Brown, Florida State	13.5
2009	Derrick Morgan, Georgia Tech	12.5
2010	Da'Quan Bowers, Clemson	15.5
2011	Andre Branch, Clemson	10.5
2012	Bjoern Werner, Florida State	13
2013	Vic Beasley, Clemson	13
2014	Vic Beasley, Clemson	12
2015	Shaq Lawson, Clemson	12.5
2016	Harold Landry, Boston College	16.5
2017	Bradley Chubb, NC State	10
2018	Clelin Ferrell, Clemson	11.5
2019	Greg Rousseau, Miami	15.5
2020	Patrick Jones II, Pitt	9.0
2021	Jermaine Johnson II, Florida State	12.0
2022	Yasir Abdullah, Louisville	9.5

TOTAL OFFENSE YARDAGE

Pl.	Player, School	Cl.	Year	G	Plays	TDR	Yards
1.	Lamar Jackson, Louisville	Jr.	2017	13	662	45	5,261
2.	Dashaun Watson, Clemson	Jr.	2016	15	744	50	5,222
3.	Dashaun Watson, Clemson	So.	2015	15	698	47	5,209
4.	Lamar Jackson, Louisville	So.	2016	13	669	51	5,114
5.	Drake Maye, North Carolina	Fr.	2022	14	701	45	5,019
6.	Brennan Armstrong, Virginia	Jr.	2021	11	598	40	4,700
7.	Philip Rivers, NC State	Sr.	2003	13	561	37	4,600
8.	Sam Hartman, Wake Forest	Jr.	2021	14	625	50	4,591
9.	Kenny Pickett, Pitt	Sr.	2021	13	594	47	4,560
10.	Matt Ryan, Boston College	Sr.	2007	14	722	33	4,509

TOTAL OFFENSE YARDS PER GAME

Pl.	Player, School	Cl.	Year	G	TDR	Yards	PG
1.	Brennan Armstrong	Jr.	2021	11	40	4,700	427.3
2.	Lamar Jackson, Louisville	Jr.	2017	13	45	5,261	404.7
3.	Lamar Jackson, Louisville	So.	2016	13	51	5,114	393.4
4.	Drake Maye, North Carolina	Fr.	2022	14	45	5,019	358.5
5.	Philip Rivers, NC State	Sr.	2003	13	37	4,600	353.8
6.	Kenny Pickett, Pitt	Sr.	2021	13	47	4,560	350.8
7.	Dashaun Watson, Clemson	Jr.	2016	15	50	5,222	348.1
8.	Dashaun Watson, Clemson	So.	2015	15	47	5,209	347.3
9.	Joe Hamilton, Georgia Tech	Sr.	1999	11	35	3,794	344.9
10.	Eric Dungey, Syracuse	Jr.	2017	9	23	3,090	343.3

TOTAL OFFENSE PLAYS

Pl.	Player, School	Cl.	Year	G	TDR	Yards	Plays
1.	Dashaun Watson, Clemson	Jr.	2016	15	50	5,222	744
2.	Bryce Perkins, Virginia	Sr.	2019	15	33	4,307	723
3.	Matt Ryan, Boston College	Sr.	2007	14	33	4,509	722
4.	Drake Maye, North Carolina	Fr.	2022	14	45	5,019	701
5.	Dashaun Watson, Clemson	So.	2015	15	47	5,209	698
6.	Russell Wilson, NC State	Jr.	2010	13	37	3,998	670
7.	Lamar Jackson, Louisville	So.	2016	13	51	5,114	669
8.	Lamar Jackson, Louisville	Jr.	2017	13	45	5,261	662
9.	Tajh Boyd, Clemson	So.	2011	14	38	4,046	641
10.	Jerod Evans, Virginia Tech	Jr.	2016	14	38	4,046	626

TOTAL OFFENSE PLAYS PER GAME

Pl.	Player, School	Cl.	Year	G	Plays	Yards	PG
1.	Eric Dungey, Syracuse	Jr.	2017	9	520	3,090	57.8
2.	Brennan Armstrong, Virginia	Jr.	2021	11	598	4,700	54.4
3.	John Kaleo, Maryland	Sr.	1992	11	588	3,472	53.5
4.	Bryce Perkins, Virginia	Sr.	2019	14	723	4,307	51.6
5.	Matt Ryan, Boston College	Sr.	2007	14	722	4,509	51.6
6.	Russell Wilson, NC State	Jr.	2010	13	670	3,998	51.5
7.	Lamar Jackson, Louisville	So.	2016	13	669	5,114	51.5
8.	Lamar Jackson, Louisville	Jr.	2017	13	662	5,261	50.9
9.	Drake Maye, North Carolina	Fr.	2022	14	701	5,019	50.1
10.	Dashaun Watson, Clemson	Jr.	2016	15	744	5,222	49.6

TOTAL OFFENSE YARDS PER PLAY

(Minimum 75.0 yards per game)

Pl.	Player, School	Cl.	Year	G	Plays	Yds	Avg
1.	Chet Hanulak, Maryland	Sr.	1953	10	79	753	9.53
2.	Jameis Winston, Florida State	Fr.	2013	14	472	4,276	9.06
3.	Chris Weinke, Florida State	Sr.	2000	12	461	4,070	8.83
4.	Sam Howell, North Carolina	So.	2020	12	440	3,732	8.48
5.	Micale Cunningham, Louisville	So.	2019	12	301	2,547	8.46
6.	Trevor Lawrence, Clemson	Jr.	2020	10	402	3,356	8.35
7.	Nathan Peterman, Pitt	Sr.	2016	13	378	3,141	8.31
8.	Trevor Lawrence, Clemson	So.	2019	15	510	4,228	8.29
9.	Joe Hamilton, Georgia Tech	Sr.	1999	11	459	3,794	8.27
10.	Philip Rivers, NC State	Sr.	2003	13	561	4,600	8.20

RUSHING YARDAGE

Pl.	Player, School	Cl.	Year	G	Att.	Avg.	Yards
1.	Andre Williams, Boston College	Sr.	2013	13	355	6.1	2,177
2.	Thomas Jones, Virginia	Sr.	1999	11	334	5.4	1,798
3.	James Conner, Pitt	So.	2014	13	298	5.9	1,765
4.	Dalvin Cook, Florida State	Jr.	2016	13	288	6.1	1,765
5.	Don McCauley, North Carolina	Sr.	1970	11	324	5.3	1,720
6.	David Wilson, Virginia Tech	Jr.	2011	14	290	5.9	1,709
7.	Dalvin Cook, Florida State	So.	2015	12	229	7.4	1,691
8.	AJ Dillon, Boston College	Jr.	2019	13	318	5.3	1,685
9.	Travis Etienne, Clemson	So.	2018	15	204	8.1	1,658
10.	Ryan Williams, Virginia Tech	Fr.	2009	13	293	5.6	1,655

RUSHING YARDS PER GAME

Pl.	Player, School	Cl.	Year	G	Att.	Avg.	Yards	PG
1.	Andre Williams, Boston College	Sr.	2013	13	355	6.1	2,177	167.5
2.	Thomas Jones, Virginia	Sr.	1999	11	334	5.4	1,798	163.5
3.	Don McCauley, North Carolina	Sr.	1970	11	324	5.3	1,720	156.4
4.	LaMont Jordan, Maryland	Jr.	1999	11	266	6.1	1,632	148.4
5.	Terry Kirby, Virginia	Sr.	1992	8	175	6.5	1,130	141.3
6.	Dalvin Cook, Florida State	So.	2015	12	229	7.4	1,691	140.9
7.	James Conner, Pitt	So.	2014	13	298	5.9	1,765	135.8
8.	Dalvin Cook, Florida State	Jr.	2016	13	288	6.1	1,765	135.8
9.	Israel Abanikanda, Pitt	Jr.	2022	11	239	5.9	1,431	130.1
10.	AJ Dillon, Boston College	Jr.	2019	13	318	5.3	1,685	129.6

RUSHING ATTEMPTS

Pl.	Player, School	Cl.	Year	G	Avg.	Yards	Att.
1.	Andre Williams, Boston College	Sr.	2013	13	6.1	2,177	355
2.	Charlie Wysocki, Maryland	Jr.	1980	11	4.1	1,359	334
3.	Thomas Jones, Virginia	Sr.	1999	11	5.4	1,798	334
4.	Don McCauley, North Carolina	Sr.	1970	11	5.3	1,720	324
5.	AJ Dillon, Boston College	Jr.	2019	13	5.3	1,685	318
6.	Mike Voight, North Carolina	Sr.	1976	11	4.5	1,407	315
7.	Montel Harris, Boston College	So.	2009	13	4.7	1,458	308
8.	Ted Brown, NC State	Sr.	1978	11	4.5	1,350	302
9.	AJ Dillon, Boston College	Fr.	2017	13	5.3	1,589	300
10.	James Conner, Pitt	So.	2014	13	5.9	1,765	298

RUSHING ATTEMPTS PER GAME

Pl.	Player, School	Cl.	Year	G	Att.	Yards	Att.
1.	Charlie Wysocki, Maryland	Jr.	1980	11	334	1,359	30.4
2.	Thomas Jones, Virginia	Sr.	1999	11	334	1,798	30.4
3.	Don McCauley, North Carolina	Sr.	1970	11	324	1,720	29.5
4.	Mike Voight, North Carolina	Sr.	1976	11	315	1,407	28.6
5.	Ted Brown, NC State	Sr.	1978	11	302	1,350	27.5
6.	Andre Williams, Boston College	Sr.	2013	13	355	2,177	27.3
7.	Israel Abanikanda, Pitt	Jr.	2022	11	239	1,431	27.2
8.	Steve Jones, Duke	Sr.	1972	11	287	1,236	26.1
9.	Steve Atkins, Maryland	Sr.	1978	11	283	1,261	25.7
10.	Robert Lavette, Georgia Tech	So.	1982	11	280	1,208	25.5

YARDS PER RUSH ATTEMPT

(Minimum of 65.0 yards per game)

Pl.	Player, School	Cl.	Year	G	Att.	Yds	Avg
1.	Chet Hanulak, Maryland	Sr.	1953	10	77	753	9.78
2.	Ron Waller, Maryland	Sr.	1954	9	67	587	8.76
3.	Travis Etienne, Clemson	So.	2018	15	204	1,658	8.13
4.	Michael Carter, North Carolina	Sr.	2020	11	156	1,245	7.98
5.	Travis Etienne, Clemson	Jr.	2019	15	207	1,614	7.80
6.	Khalil Herbert, Virginia Tech	Sr.	2020	11	154	1,182	7.68
7.	Warrick Dunn, Florida State	Jr.	1995	11	166	1,242	7.48
8.	Darrin Hall, Pitt	Sr.	2018	14	153	1,144	7.48
9.	Dalvin Cook, Florida State	So.	2015	12	229	1,691	7.38
10.	C.J. Spiller, Clemson	Fr.	2006	13	129	938	7.27

PASSING YARDAGE

Pl.	Player, School	Cl.	Year	G	Cm-Att	TD	Yards
1.	Deshaun Watson, Clemson	Jr.	2016	15	388-579	41	4,593
2.	Matt Ryan, Boston College	Sr.	2007	14	388-654	31	4,507
3.	Philip Rivers, NC State	Sr.	2003	13	348-483	34	4,491
4.	Brennan Armstrong, Virginia	Jr.	2021	11	326-500	31	4,449
5.	Drake Maye, North Carolina	Fr.	2022	14	342-517	38	4,321
6.	Kenny Pickett, Pitt	Sr.	2021	13	334-497	42	4,319
7.	Sam Hartman, Wake Forest	Jr.	2021	14	299-508	39	4,228
8.	Chris Weinke, Florida State	Sr.	2000	12	266-431	33	4,167
9.	Deshaun Watson, Clemson	So.	2015	15	333-491	35	4,104
10.	Jameis Winston, Florida State	Fr.	2013	14	257-384	40	4,057

PASSING EFFICIENCY

Minimum of 10 completions per game

Pl.	Player, School	Cl.	Year	Cm-Att	TD	Yards	Pts.
1.	Jameis Winston, Florida State	Fr.	2013	257-384	40	4,057	184.8
2.	Sam Howell, North Carolina	So.	2020	237-348	30	3,586	179.1
3.	Joe Hamilton, Georgia Tech	Sr.	1999	203-305	29	3,060	175.0
4.	Chris Kupec, North Carolina	Sr.	1974	104-150	12	1,474	170.8
5.	Philip Rivers, NC State	Sr.	2003	348-483	34	4,491	170.5
6.	Trevor Lawrence, Clemson	Jr.	2020	231-334	24	3,153	169.2
7.	Tajh Boyd, Clemson	Sr.	2013	283-413	34	3,851	168.7
8.	Trevor Lawrence, Clemson	So.	2019	268-407	36	3,665	166.7
9.	Tajh Boyd, Clemson	Jr.	2012	287-427	38	3,896	165.6
10.	Kenny Pickett, Pitt	Sr.	2021	334-497	42	4,319	165.3

PASS COMPLETIONS

Pl.	Player, School	Cl.	Year	G	Att.	TD	Yards	Comp
1.	Matt Ryan, Boston College	Sr.	2007	14	654	31	4,507	388
	Deshaun Watson, Clemson	Jr.	2016	15	579	41	4,593	388
3.	Philip Rivers, NC State	Sr.	2003	13	483	34	4,491	348
4.	Drake Maye, North Carolina	Fr.	2022	14	517	38	4,321	342
5.	Kenny Pickett, Pitt	Sr.	2021	13	497	42	4,319	334
6.	Deshaun Watson, Clemson	So.	2015	15	491	35	4,104	333
7.	Mike Glennon, NC State	Sr.	2012	13	564	31	4,031	330
8.	Ryan Finley, NC State	Gr.	2018	13	484	25	3,928	326
	Brennan Armstrong, Virginia	Jr.	2021	11	500	31	4,449	326
10.	Bryce Perkins, Virginia	Sr.	2019	14	496	22	3,538	320

PASS ATTEMPTS

Pl.	Player, School	Cl.	Year	G	Com.	TD	Yards	Att
1.	Matt Ryan, Boston College	Sr.	2007	14	388	31	4,507	654
2.	Deshaun Watson, Clemson	Jr.	2016	15	388	41	4,593	579
3.	Russell Wilson, NC State	Jr.	2010	13	308	28	3,563	527
4.	Drake Maye, North Carolina	Fr.	2022	14	342	38	4,321	517
5.	Kurt Benkert, Virginia	Sr.	2017	13	298	25	3,207	509
6.	Sam Hartman, Wake Forest	Jr.	2021	14	299	39	4,228	508
7.	Brennan Armstrong, Virginia	Jr.	2021	11	326	31	4,449	500
8.	Tajh Boyd, Clemson	So.	2011	14	298	33	3,828	499
9.	Kenny Pickett, Pitt	Sr.	2021	13	334	42	4,319	497
10.	Bryce Perkins, Virginia	Sr.	2019	14	320	22	3,538	496

INTERCEPTION AVOIDANCE

Pl.	Player, School	Cl.	Year	Att.	Yards	Int.	Pct.
1.	Matt Blundin, Virginia	Sr.	1991	224	1,902	0	0.00
2.	Russell Wilson, NC State	Fr.	2008	275	1,955	1	0.36
3.	Ian Book, Notre Dame	Sr.	2020	353	2,830	3	0.85
4.	Drew Weatherford, Florida State	Jr.	2007	318	2,049	3	0.94
5.	Trevor Lawrence, Clemson	Fr.	2018	397	3,280	4	1.01
6.	Charlie Ward, Florida State	Sr.	1993	380	3,032	4	1.05
7.	Devin Leary, NC State	So.	2021	431	3,433	5	1.16
8.	Ryan Finley, NC State	Sr.	2017	479	3,518	6	1.25
9.	Larry Dick, Maryland	So.	1975	158	1,190	2	1.27
10.	Brad Kaaya, Miami	So.	2015	389	3,238	5	1.29

PASSING YARDS PER GAME

Pl.	Player, School	Cl.	Year	G	Cmp-Att	Yards	PG
1.	Brennan Armstrong	Jr.	2021	11	326-500	4,449	404.5
2.	Anthony Dilweg, Duke	Sr.	1988	11	287-484	3,824	347.6
3.	Chris Weinke, Florida State	Sr.	2000	12	266-431	4,167	347.3
4.	Philip Rivers, NC State	Sr.	2003	13	348-483	4,491	345.5
5.	Kenny Pickett, Pitt	Sr.	2021	13	334-497	4,319	332.2
6.	Matt Ryan, Boston College	Sr.	2007	14	388-654	4,507	321.9
7.	Scott Milanovich, Maryland	So.	1993	11	279-431	3,499	318.1
8.	Trevor Lawrence, Clemson	Jr.	2020	10	231-334	3,153	315.3
9.	Mike Glennon, NC State	Sr.	2012	13	330-564	4,031	310.1
10.	Drake Maye, North Carolina	Fr.	2022	14	342-517	4,321	308.6

COMPLETION PERCENTAGE

Pl.	Player, School	Cl.	Year	Cmp-Att	TD	Yards	Pct.
1.	Riley Skinner, Wake Forest	So.	2007	236-326	12	2,204	.724
2.	Philip Rivers, NC State	Sr.	2003	348-483	34	4,491	.721
3.	Matt Schaub, Virginia	Sr.	2003	281-403	18	2,952	.697
4.	Charlie Ward, Florida State	Sr.	1993	264-380	27	3,032	.695
5.	Chris Kupec, North Carolina	Sr.	1974	104-150	12	1,474	.693
6.	Trevor Lawrence, Clemson	Jr.	2020	231-334	24	3,153	.692
7.	Matt Schaub, Virginia	Jr.	2002	288-418	28	2,976	.689
8.	Scott Milanovich, Maryland	Jr.	1994	229-333	20	2,394	.688
9.	Tajh Boyd, Clemson	Sr.	2013	283-413	40	4,057	.685
10.	Bryn Renner, North Carolina	So.	2011	239-350	26	3,086	.683

PASSING YARDS PER ATTEMPT

Pl.	Player, School	Cl.	Year	Cmp-Att	TD	Yards	Avg.
1.	Jameis Winston, Florida State	Fr.	2013	257-384	40	4,057	10.57
2.	Sam Howell, North Carolina	So.	2020	237-348	30	3,586	10.30
3.	Joe Hamilton, Georgia Tech	Sr.	1999	203-305	29	3,060	10.03
4.	Chris Kupec, North Carolina	Sr.	1974	104-150	12	1,474	9.83
5.	Chris Weinke, Florida State	Sr.	2000	266-431	33	4,167	9.67
6.	Chris Rix, Florida State	Fr.	2001	165-286	24	2,734	9.56
7.	Tyrod Taylor, Virginia Tech	Jr.	2009	136-243	13	2,311	9.51
8.	Trevor Lawrence, Clemson	Jr.	2020	231-334	24	3,153	9.44
9.	Shawn Moore, Virginia	Jr.	1989	125-221	18	2,078	9.40
10.	Shawn Moore, Virginia	Sr.	1990	144-241	21	2,262	9.39

TOUCHDOWN PASSES

Pl.	Player, School	Cl.	Year	G	Cmp-Att.	Yds	TDs
1.	Kenny Pickett, Pitt	Sr.	2021	13	334-497	4,319	42
2.	Deshaun Watson, Clemson	Jr.	2016	15	388-579	4,593	41
3.	Jameis Winston, Florida State	Fr.	2013	14	257-384	4,057	40
4.	Sam Hartman, Wake Forest	Jr.	2021	14	299-508	4,228	39
5.	Sam Howell, North Carolina	Fr.	2019	13	259-422	3,641	38
	Sam Hartman, Wake Forest	Sr.	2022	12	270-428	3,701	38
	Drake Maye, North Carolina	Fr.	2022	14	342-517	4,321	38
8.	Tajh Boyd, Clemson	Jr.	2012	13	287-427	3,896	36
	Trevor Lawrence, Clemson	So.	2019	15	268-407	3,665	36
10.	Deshaun Watson, Clemson	So.	2015	15	333-491	4,104	35
	Devin Leary, NC State	So.	2021	12	283-431	3,433	35
12.	Philip Rivers, NC State	Sr.	2003	13	348-483	4,491	34
	Tajh Boyd, Clemson	Sr.	2013	13	283-413	3,851	34
14.	Chris Weinke, Florida State	Sr.	2000	12	266-431	4,167	33
	Tajh Boyd, Clemson	So.	2011	14	298-499	3,828	33
16.	Danny Kanell, Florida State	Sr.	1995	11	257-402	2,957	32
17.	Matt Ryan, Boston College	Sr.	2007	14	388-654	4,507	31
	Russell Wilson, NC State	So.	2009	12	224-378	3,027	31
	Mike Glennon, NC State	Jr.	2011	13	283-453	3,054	31
	Mike Glennon, NC State	Sr.	2012	13	330-564	4,031	31
	Brennan Armstrong, Virginia	Jr.	2021	11	326-500	4,449	31

RECEIVING YARDAGE

Pl.	Player, School	Cl.	Year	G	Rec.	TD	Yards
1.	Torry Holt, NC State	Sr.	1998	11	88	11	1,604
2.	Jordan Addison, Pitt	So.	2021	14	100	17	1,593
3.	Amba Etta-Tawo, Syracuse	Sr.	2016	12	94	14	1,482
4.	Sammy Watkins, Clemson	Jr.	2013	13	101	12	1,460
5.	DeAndre Hopkins, Clemson	Jr.	2012	13	82	18	1,405
6.	Jerricho Cotchery, NC State	Sr.	2003	13	86	10	1,369
7.	Rashad Greene, Florida State	Sr.	2014	14	99	7	1,365
8.	Mike Williams, Clemson	Jr.	2016	15	98	11	1,361
9.	Jamison Crowder, Duke	Jr.	2013	14	108	8	1,360
10.	Steve Ishmael, Syracuse	Sr.	2017	12	105	7	1,347

RECEIVING YARDS PER GAME

Pl.	Player, School	Cl.	Year	G	Rec.	TD	Yards	PG
1.	Torry Holt, NC State	Sr.	1998	11	88	11	1,604	145.8
2.	Amba Etta-Tawo, Syracuse	Sr.	2016	12	94	14	1,482	123.5
3.	Jermaine Lewis, Maryland	So.	1993	8	52	7	957	119.6
4.	Jordan Addison, Pitt	So.	2021	14	100	17	1,593	113.8
5.	Marcus Badgett, Maryland	Sr.	1992	11	75	9	1,240	112.7
6.	Sammy Watkins, Clemson	Jr.	2013	13	101	12	1,460	112.6
7.	Steve Ishmael, Syracuse	Sr.	2017	12	105	7	1,347	112.2
8.	Marvin Minnis, Florida State	Sr.	2000	12	63	11	1,340	111.7
9.	Herman Moore, Virginia	Sr.	1990	11	54	13	1,190	108.2
10.	DeAndre Hopkins, Clemson	Jr.	2012	13	82	18	1,405	108.1

RECEPTIONS

Pl.	Player, School	Cl.	Year	G	Yards	TDs	Rec.
1.	Jamison Crowder, Duke	Jr.	2013	14	1,360	8	108
2.	Steve Ishmael, Syracuse	Sr.	2017	12	1,347	7	105
3.	Sammy Watkins, Clemson	Jr.	2013	13	1,460	12	101
4.	Josh Downs, North Carolina	So.	2021	13	1,335	8	101
5.	Jordan Addison, Pitt	So.	2021	14	1,593	17	100
6.	Rashad Greene, Florida State	Sr.	2014	14	1,365	7	99
7.	Kenneth Moore, Wake Forest	Sr.	2007	13	1,011	5	98
8.	Mike Williams, Clemson	Jr.	2016	15	1,361	11	98
9.	Ryan Switzer, North Carolina	Sr.	2016	13	1,112	6	96
10.	Maurice Ffrench, Pitt	Sr.	2019	11	850	4	96

RECEPTIONS PER GAME

Pl.	Player, School	Cl.	Year	G	Rec.	Yards	TD	PG
1.	Steve Ishmael, Syracuse	Sr.	2017	12	105	1,347	7	8.75
2.	Maurice Ffrench, Pitt	Sr.	2019	11	96	850	4	8.73
3.	Josh Downs, North Carolina	Jr.	2022	11	94	1,029	11	8.54
4.	Torry Holt, NC State	Sr.	1998	11	88	1,604	11	8.00
5.	Michael Campanaro, Wake Forest	Jr.	2012	10	78	763	6	7.90
6.	Peter Warrick, Florida State	Sr.	1999	9	71	934	8	7.89
7.	Amba Etta-Tawo, Syracuse	Sr.	2016	12	94	1,482	14	7.83
8.	Sammy Watkins, Clemson	Jr.	2013	13	101	1,460	12	7.77
9.	Josh Downs, North Carolina	So.	2021	13	101	1,335	8	7.77
10.	Jamison Crowder, Duke	Jr.	2013	14	108	1,360	8	7.71
11.	Jakobi Meyers, NC State	Jr.	2018	12	92	1,047	4	7.67

YARDS PER RECEPTION

(Minimum of 30 receptions)

Pl.	Player, School	Cl.	Year	Rec.	TD	Yards	Avg.
1.	Owen Spencer, NC State	Jr.	2009	30	6	765	25.50
2.	Demaryius Thomas, Georgia Tech	Jr.	2009	46	8	1,154	25.09
3.	Mack Hollins, North Carolina	Jr.	2015	30	8	745	24.83
4.	Phillip Dorsett, Miami	Sr.	2014	36	10	871	24.19
5.	Jester Weah, Pitt	Jr.	2016	36	10	870	24.17
6.	Owen Spencer, NC State	So.	2008	31	5	691	22.29
7.	Herman Moore, Virginia	Sr.	1990	54	13	1,190	22.03
8.	Pat Kenney, NC State	Sr.	1982	38	5	832	21.89
9.	Justyn Ross, Clemson	Fr.	2018	46	9	1,000	21.74
10.	Marvin Minnis, Florida State	Sr.	2000	63	11	1,340	21.27

TOUCHDOWN RECEPTIONS

Pl.	Player, School	Cl.	Year	G	Rec.	Yards	TD
1.	DeAndre Hopkins, Clemson	Jr.	2012	13	82	1,405	18
2.	Clarkston Hines, Duke	Sr.	1989	11	61	1,149	17
3.	Jordan Addison, Pitt	So.	2021	14	100	1,593	17
4.	Torry Holt, NC State	Jr.	1997	11	68	1,099	16
5.	Andre Cooper, Florida State	Jr.	1995	11	71	1,002	15
6.	Calvin Johnson, Georgia Tech	Jr.	2006	14	76	1,202	15
7.	Kelvin Benjamin, Florida State	Jr.	2013	14	54	1,011	15
8.	A.T. Perry, Wake Forest	Jr.	2021	14	71	1,293	15
9.	Amba Etta-Tawo, Syracuse	Sr.	2016	12	94	1,482	14
10.	Herman Moore, Virginia	Sr.	1990	11	54	1,190	13
11.	Chris Castor, Duke	Sr.	1982	11	46	952	13
12.	Koren Robinson, NC State	So.	2000	11	62	1,061	13
13.	Anquan Boldin, Florida State	Jr.	2002	14	65	1,011	13
14.	Leonard Hankerson, Miami	Sr.	2010	13	72	1,156	13
15.	Tee Higgins, Clemson	Jr.	2019	15	59	1,167	13

RECEPTIONS BY RUNNING BACK

Pl.	Player, School	Year	Rec.
1.	Andre Callendar, Boston College	2007	76
2.	Jaylen Samuels, NC State	2017	76
3.	Taquan Mizzell, Virginia	2015	75
4.	Roger Boone, Duke	1988	73
5.	Mike Grayson, Duke	1983	66
6.	Alvin Pearman, Virginia	2003	63
7.	Roger Boone, Duke	1987	62
8.	Wali Lundy, Virginia	2002	58
9.	Michael Ramseur, Wake Forest	1985	54
10.	Ray Robinson, NC State	2001	52
11.	Taquan Mizzell, Virginia	2016	52

RECEIVING YARDS BY RUNNING BACK

Pl.	Player, School	Year	Yds.
1.	Taquan Mizzell, Virginia	2015	721
2.	Andre Callendar, Boston College	2007	720
3.	Roger Boone, Duke	1988	630
4.	Jaylen Samuels, NC State	2017	597
5.	Travis Etienne, Clemson	2020	588
6.	Roger Boone, Duke	1987	587
7.	Mike Grayson, Duke	1983	582
8.	Alvin Pearman, Virginia	2003	518
9.	Perry Jones, Virginia	2011	506
10.	C.J. Spiller, Clemson	2009	503

RECEPTIONS BY TIGHT END

Pl.	Player, School	Year	Rec.
1.	Heath Miller, Virginia	2003	70
2.	Jaylen Samuels, NC State	2015	65
3.	Eric Ebron, North Carolina	2013	62
4.	Oronde Gadsden II, Syracuse	2022	61
5.	Hunter Long, Boston College	2020	57
6.	Ryan Purvis, Boston College	2007	54
7.	Cam Serigne, Wake Forest	2014	54
8.	Vernon Davis, Maryland	2005	51
9.	Steve Young, Wake Forest	1977	51
10.	Phil Denfeld, Wake Forest	1981	51
11.	John Henry Mills, Wake Forest	1991	51

RECEIVING YARDS BY TIGHT END

Pl.	Player, School	Year	Yds.
1.	Eric Ebron, North Carolina	2013	973
2.	Oronde Gadsden II, Syracuse	2022	969
3.	Vernon Davis, Maryland	2005	871
4.	Heath Miller, Virginia	2003	835
5.	David Njoku, Miami	2016	698
6.	Bucky Hodges, Virginia Tech	2016	691
7.	Hunter Long, Boston College	2020	685
8.	Bruce McGonnigal, Virginia	1989	634
9.	Eric Ebron, North Carolina	2012	625
10.	John Henry Mills, Wake Forest	1990	623
11.	Jaylen Samuels, NC State	2015	597

ALL-PURPOSE YARDAGE

Pl.	Player, School	Cl.	Year	G	Plys	Avg	Yards
1.	C.J. Spiller, Clemson	Sr.	2009	14	283	9.5	2,680
2.	Sammy Watkins, Clemson	Fr.	2011	13	149	15.0	2,288
3.	David Wilson, Virginia Tech	Jr.	2011	14	334	6.8	2,253
4.	Dalvin Cook, Florida State	Jr.	2016	13	321	7.0	2,253
5.	Torrey Smith, Maryland	So.	2009	12	123	17.8	2,192
6.	Andre Williams, Boston College	Sr.	2013	13	355	6.1	2,177
7.	Travis Etienne, Clemson	Jr.	2019	15	249	8.7	2,174
8.	Quadree Henderson, Pitt	So.	2016	13	102	20.4	2,083
9.	Duke Johnson, Miami	Jr.	2014	13	280	7.4	2,073
10.	Duke Johnson, Miami	Fr.	2012	12	193	10.8	2,060

ALL-PURPOSE YARDS PER GAME

Pl.	Player, School	Cl.	Year	G	Plys	Avg	Yards
1.	Giovani Bernard, North Carolina	So.	2012	10	247	1,981	198.1
2.	C.J. Spiller, Clemson	Sr.	2009	14	283	2,680	191.4
3.	Frank Quayle, Virginia	Sr.	1968	10	217	1,869	186.9
4.	Thomas Jones, Virginia	Sr.	1999	11	358	2,054	186.7
5.	Don McCauley, North Carolina	Sr.	1970	11	342	2,021	183.7
6.	Torrey Smith, Maryland	So.	2009	12	123	2,192	182.7
7.	Torry Holt, NC State	Sr.	1998	11	114	1,979	179.9
8.	Don McCauley, North Carolina	Jr.	1969	10	235	1,770	177.0
9.	Sammy Watkins, Clemson	Fr.	2011	13	149	2,228	176.0
10.	Dalvin Cook, Florida State	Jr.	2016	13	321	2,253	173.3

TOUCHDOWNS

Pl.	Player, School	Cl.	Year	G	Rush	Rec.	Ret.	TD
1.	James Conner, Pitt	So.	2014	13	26	0	0	26
	Travis Etienne, Clemson	So.	2018	15	26	0	0	26
3.	Travis Etienne, Clemson	Jr.	2019	15	19	4	0	23
4.	Ryan Williams, Virginia Tech	Fr.	2009	13	21	1	0	22
5.	Javonte Williams, North Carolina	Jr.	2020	11	19	3	0	22
6.	Don McCauley, North Carolina	Sr.	1970	11	19	2	0	21
	C. J. Spiller, Clemson	Sr.	2009	14	12	4	5	21
	Lamar Jackson, Louisville	So.	2016	13	21	0	0	21
	Israel Abanikanda, Pitt	Jr.	2022	11	20	1	0	21
10.	Tevin Washington, Georgia Tech	Sr.	2012	14	20	0	0	20
	Dalvin Cook, Florida State	So.	2015	12	19	1	0	20
	Dalvin Cook, Florida State	Jr.	2016	13	19	0	1	20
	James Conner, Pitt	Jr.	2016	13	16	0	4	20
	Malik Cunningham, Louisville	Sr.	2021	13	20	0	0	20

POINTS SCORED

Pl.	Player, School	Cl.	Year	G	TD	PAT	FG	Pts.
1.	Roberto Aguayo, Florida State	Fr.	2013	14	0	94	21	157
2.	James Conner, Pitt	So.	2014	13	26	0	0	156
	Travis Etienne, Clemson	So.	2018	15	26	0	0	156
4.	Andre Szmyt, Syracuse	Fr.	2018	13	0	61	30	151
5.	Dustin Hopkins, Florida State	Sr.	2012	14	0	65	25	140
6.	Greg Huegel, Clemson	Fr.	2015	15	0	57	27	138
	Travis Etienne, Clemson	Jr.	2019	15	23	0	0	138
8.	Roberto Aguayo, Florida State	So.	2014	14	0	55	27	136
9.	Nick Sciba, Wake Forest	Sr.	2021	14	0	65	23	134
10.	Ryan Williams, Virginia Tech	Fr.	2009	13	22	0	0	132
	Javonte Williams, North Carolina	Jr.	2020	11	22	0	0	132

POINTS PER GAME

Pl.	Player, School	Cl.	Year	G	TDs	Pts	PG
1.	Kelvin Bryant, North Carolina	So.	1981	8	18	108	13.5
2.	James Conner, Pitt	So.	2014	13	26	156	12.0
	Javonte Williams, North Carolina	Jr.	2020	11	22	132	12.0
4.	Andre Szmyt, Syracuse	Fr.	2018	13	0	151	11.6
	Israel Abanikanda, Pitt	Jr.	2022	11	21	128	11.6
6.	Don McCauley, North Carolina	Sr.	1970	11	21	126	11.5
7.	Giovani Bernard, North Carolina	So.	2012	10	19	114	11.4
8.	Brian Piccolo, Wake Forest	Sr.	1964	10	17	111	11.1
9.	Roberto Aguayo, Florida State	Fr.	2013	14	0	157	11.2
10.	Sebastian Janikowski, Florida State	Jr.	1999	11	0	116	10.6

KICK SCORING

Pl.	Player, School	Cl.	Year	G	FG-Att	PAT	Pts
1.	Roberto Aguayo, Florida State	Fr.	2013	14	21-22	94-94	157
2.	Andre Szmyt, Syracuse	Fr.	2018	13	30-34	61-61	151
3.	Dustin Hopkins, Florida State	Sr.	2012	14	25-30	65-66	140
4.	Greg Huegel, Clemson	Fr.	2015	15	27-32	57-62	138
5.	Roberto Aguayo, Florida State	So.	2014	14	27-30	55-55	136
6.	Nick Sciba, Wake Forest	Sr.	2021	14	23-25	65-65	134
7.	Nick Weiler, North Carolina	Jr.	2015	14	20-23	67-67	127
8.	Nick Novak, Maryland	So.	2002	14	24-28	53-54	125
9.	Sebastian Janikowski, Florida State	So.	1998	12	27-32	42-43	123
10.	Ross Martin, Duke	Sr.	2015	13	26-30	42-42	120
	Christopher Dunn, NC State	Fr.	2018	13	23-26	51-51	120
	Sam Scarton, Pitt	So.	2021	14	17-21	69-72	120

EXTRA POINTS

Pl.	Player, School	Cl.	Year	G	Att	Pct.	PAT
1.	Roberto Aguayo, Florida State	Fr.	2013	14	94	1.000	94
2.	B.T. Potter, Clemson	So.	2019	15	79	1.000	79
3.	Greg Huegel, Clemson	Sr.	2018	15	78	.974	78
4.	Greg Huegel, Clemson	So.	2016	15	73	.973	71
5.	Sam Scarton, Pitt	So.	2021	14	72	.958	69
6.	Nick Weiler, North Carolina	Jr.	2015	14	67	1.000	67
	Scott Bentley, Florida State	Jr.	1995	11	69	.971	67
8.	Chris Blewitt, Pitt	Sr.	2016	13	69	.957	66
9.	Dustin Hopkins, Florida State	Sr.	2012	14	66	.985	65
	Harrison Butker, Georgia Tech	So.	2014	14	66	.985	65
	Nick Sciba, Wake Forest	Sr.	2021	14	65	1.000	65

FIELD GOALS

Pl.	Player, School	Cl.	Year	G	Att	Pct.	FG
1.	Andre Szmyt, Syracuse	Fr.	2018	13	34	.882	30
2.	Christopher Dunn, NC State	Sr.	2022	13	29	.966	28
3.	Sebastian Janikowski, Florida State	So.	1998	12	32	.844	27
	Gary Cismesia, Florida State	Sr.	2007	13	34	.794	27
	Roberto Aguayo, Florida State	So.	2014	14	30	.900	27
	Greg Huegel, Clemson	Fr.	2015	15	32	.844	27
	Ross Martin, Duke	Sr.	2015	13	30	.867	26
8.	Dustin Hopkins, Florida State	Sr.	2012	14	30	.833	25
	Michael Badgley, Miami	So.	2015	12	30	.833	25
10.	Jad Dean, Clemson	Jr.	2005	12	31	.774	24
	Nick Novak, Maryland	So.	2002	14	28	.857	24
	Nick Novak, Maryland	Jr.	2003	13	32	.750	24
	Graham Gano, Florida State	Sr.	2008	11	26	.923	24
	Nick Sciba, Wake Forest	So.	2019	13	25	.960	24

TOUCHDOWN RESPONSIBILITY

Pl.	Player, School	Cl.	Year	G	Plays	Yards	TD
1.	Lamar Jackson, Louisville	So.	2016	13	669	5,114	51
2.	Deshaun Watson, Clemson	Jr.	2016	15	744	5,222	50
	Sam Hartman, Wake Forest	Jr.	2021	14	625	4,591	50
4.	Deshaun Watson, Clemson	So.	2015	15	698	5,209	47
	Kenny Pickett, Pitt	Sr.	2021	14	594	4,560	47
6.	Tajh Boyd, Clemson	Jr.	2012	14	613	4,410	46
7.	Lamar Jackson, Louisville	Jr.	2017	13	662	5,261	45
	Trevor Lawrence, Clemson	So.	2019	15	510	4,228	45
9.	Tajh Boyd, Clemson	Sr.	2013	13	567	4,251	44
	Jameis Winston, Florida State	Fr.	2013	14	472	4,276	44

RUSHING TOUCHDOWNS

Pl.	Player, School	Cl.	Year	G	Att.	Yards	TD
1.	James Conner, Pitt	So.	2014	13	298	1,765	26
2.	Travis Etienne, Clemson	So.	2018	15	204	1,658	24
3.	Ryan Williams, Virginia Tech	Fr.	2009	13	293	1,655	21
	Lamar Jackson, Louisville	So.	2016	13	260	1,571	21
5.	Malik Cunningham, Louisville	Sr.	2021	13	173	1,031	20
	Israel Abanikanda, Pitt	Jr.	2022	11	239	1,431	20
7.	Don McCauley, North Carolina	Sr.	1970	11	324	1,720	19
	Robert Lavette, Georgia Tech	So.	1982	11	280	1,208	19
	Dalvin Cook, Florida State	So.	2015	12	229	1,691	19
	Dalvin Cook, Florida State	Jr.	2016	13	288	1,765	19
	Travis Etienne, Clemson	Jr.	2019	15	207	1,614	19
	Javonte Williams, North Carolina	Jr.	2020	11	157	1,140	19

RUSHING TOUCHDOWNS BY QUARTERBACK

Player, School	Year	TD
1. Lamar Jackson, Louisville	2016	21
2. Malik Cunningham, Louisville	2021	20
3. Tevin Washington, Georgia Tech	2012	20
4. Joshua Nesbitt, Georgia Tech	2009	18
Lamar Jackson, Louisville	2017	18
6. TaQuon Marshall, Georgia Tech	2017	17
7. Larry Russell, Wake Forest	1971	15
Eric Dungey, Syracuse	2018	15
9. Tevin Washington, Georgia Tech	2011	14
Brandon Connette, Duke	2013	14
Garrett Shrader, Syracuse	2021	14

KICKOFF RETURN AVERAGE

(Minimum of one return per game)

Player, School	Cl.	Year	Rt.	TD	Yards	Avg.
1. Kermit Whitfield, Florida State	Fr.	2013	17	2	619	36.4
2. George Marinkov, NC State	So.	1954	13	1	459	35.3
3. Dennis Condie, Maryland	Jr.	1960	10	2	352	35.2
4. Justin Miller, Clemson	Fr.	2002	13	1	456	35.1
5. Zonovan Knight, NC State	Jr.	2021	16	2	550	34.4
6. Joe Reed, Virginia	Sr.	2019	24	2	796	33.2
7. Justin Miller, Clemson	Jr.	2004	20	2	661	33.1
8. Terrance Roulhac, Clemson	Sr.	1986	17	0	561	33.0
Duke Johnson, Miami	Fr.	2012	27	2	892	33.0
10. T.J. Logan, North Carolina	Sr.	2016	21	2	690	32.9

KICKOFF RETURN YARDAGE

Player, School	Cl.	Year	Rt.	TD	Avg	Yards
1. Torrey Smith, Maryland	So.	2009	51	2	25.7	1,309
2. Tobais Palmer, NC State	Sr.	2012	44	2	25.7	1,130
3. Sean Riley, Syracuse	Fr.	2016	53	0	20.7	1,095
4. Torrey Smith, Maryland	Fr.	2008	42	1	25.9	1,089
5. Tijan Redmon, Duke	Sr.	1995	45	0	23.7	1,065
6. T.J. Graham, NC State	Fr.	2008	41	1	25.1	1,028
7. Michael Walker, Boston College	Sr.	2018	40	0	25.6	1,020
8. T.J. Graham, NC State	Sr.	2011	44	0	22.4	986
9. T.J. Thorpe, North Carolina	Fr.	2011	36	1	26.7	960
10. Jabari Marshall, Duke	So.	2006	38	0	25.1	953

PUNT RETURN AVERAGE

(Minimum of one return per game)

Player, School	Cl.	Year	Rt.	TD	Avg	Yards
1. Bobby Bryant, South Carolina	Sr.	1966	11	2	242	22.0
2. Ryan Switzer, North Carolina	Fr.	2013	24	5	502	20.9
3. Fred Coombs, NC State	Sr.	1967	22	2	434	19.7
4. Ken Schroy, Maryland	Sr.	1974	11	0	206	18.7
5. Greg Reid, Florida State	Fr.	2009	21	1	387	18.4
6. Brisly Estime, Syracuse	Jr.	2015	15	2	272	18.1
7. Tony Logan, Maryland	Jr.	2010	31	2	560	18.1
8. Darrell Blackman, NC State	Fr.	2004	12	1	214	17.8
9. Brisly Estime, Syracuse	Sr.	2016	16	0	283	17.7
10. Willie Reid, Florida State	Sr.	2005	31	3	541	17.5

PUNT RETURN YARDAGE

Player, School	Cl.	Year	Ret.	TD	Avg	Yards
1. Steve Suter, Maryland	So.	2002	56	4	13.8	771
2. Tony Logan, Maryland	Sr.	2010	31	2	18.1	560
3. Willie Reid, Florida State	Sr.	2005	31	3	17.5	541
4. Willie Reid, Florida State	Jr.	2004	38	0	13.7	522
5. Kelley Rhino, Georgia Tech	Jr.	2001	48	0	10.7	515
6. Ryan Switzer, North Carolina	Fr.	2013	24	5	20.9	502
7. Corey Sawyer, Florida State	Fr.	1992	33	1	14.8	488
8. Eddie Royal, Virginia Tech	Sr.	2007	31	2	14.7	455
9. Kelley Rhino, Georgia Tech	Sr.	2002	45	0	9.9	447
10. Troy Slade, Duke	So.	1973	39	0	11.3	440

PUNTING AVERAGE

Player, School	Cl.	Year	G	Punts	Yards	Avg.
1. Pressley Harvin III, Georgia Tech	Sr.	2020	9	45	2,161	48.0
2. Brian Schmitz, North Carolina	Sr.	1999	11	74	3,538	47.8
3. Trenton Gill, NC State	So.	2019	12	56	2,663	47.6
4. Ryan Plackemeier, Wake Forest	Sr.	2005	11	67	3,165	47.2
5. Lou Hedley, Miami	Jr.	2020	11	49	2,311	47.2
6. Pat O'Donnell, Miami	Sr.	2013	13	53	2,498	41.1
7. Shawn Powell, Florida State	Sr.	2011	13	57	2,681	47.0
8. Dom Maggio, Wake Forest	Sr.	2019	13	74	3,464	46.8
9. Oscar Bradburn, Virginia Tech	Jr.	2019	12	53	2,467	46.5
10. Johnny Evans, NC State	Jr.	1976	11	47	2,168	46.1

TOTAL SACKS

Player, School	Year	G	Yards	Sacks
1. Peter Boulware, Florida State	1996	11	101	19
2. Charles Bowser, Duke	1981	11	--	17.5
3. Harold Landry, Boston College	2016	13	143	16.5
4. Lawrence Taylor, North Carolina	1980	11	127	16
Keith Adams, Clemson	1999	11	122	16
Andre Wadsworth, Florida State	1997	11	91	16
DeMarcus Walker, Florida State	2016	13	118	16
8. Da'Quan Bowers, Clemson	2010	13	112	15.5
Greg Rousseau, Miami	2019	13	94	15.5
10. Julius Peppers, North Carolina	2000	11	117	15
Pat Swilling, Georgia Tech	1985	11	119	15
Chris Slade, Virginia	1992	11	128	15
Patrick Kerney, Virginia	1998	11	79	15
Mike McCrary, Wake Forest	1992	11	108	15

INTERCEPTIONS

Rk.	Player, School	Year	Int.
1.	Gerod Holliman, Louisville	2014	14
2.	David Amerson, NC State	2011	13
3.	Dre Bly, North Carolina	1996	11
4.	Bob Sullivan, Maryland	1965	10
5.	Jayron Hosley, Virginia Tech	2010	9
	Willie Clay, Georgia Tech	1991	9
	Keith McMeans, Virginia	1987	9
8.	Anthony Harris, Virginia	2013	8
	DeAndre McDaniel, Clemson	2009	8
	Jamie Silva, Boston College	2007	8
	Alphonso Smith, Wake Forest	2007	8
	Justin Miller, Clemson	2002	8
	Ronde Barber, Virginia	1994	8
	Kevin Cook, Virginia	1987	8
	Lou Angelo, North Carolina	1972	8
	Bo Davies, South Carolina	1970	8
	Tom Brown, Maryland	1961	8
	Tarvarus McFadden, Florida State	2016	8

FRESHMAN RUSHING YARDAGE

Rk.	Player, School	Year	Yards
1.	Ryan Williams, Virginia Tech	2009	1,655
2.	A.J. Dillon, Boston College	2017	1,589
3.	Javian Hawkins, Louisville	2019	1,525
4.	Darren Evans, Virginia Tech	2008	1,265
5.	Giovani Bernard, North Carolina	2011	1,253
6.	Amos Lawrence, North Carolina	1977	1,211
7.	Joe McIntosh, NC State	1981	1,190
8.	Qadree Ollison, Pitt	2015	1,121
9.	T.A. McLendon, NC State	2002	1,101
10.	Travon McMillian, Virginia Tech	2015	1,042
11.	Cam Akers, Florida State	2017	1,024
12.	James McDougald, Wake Forest	1976	1,018
13.	Leon Johnson, North Carolina	1993	1,012
14.	Dalvin Cook, Florida State	2014	1,008
15.	Lamar Jackson, Louisville	2015	960
16.	Terry Allen, Clemson	1987	973
17.	Michael Ramseur, Wake Forest	1982	966
18.	Josh Adams, Wake Forest	2007	953
19.	Duke Johnson, Miami	2012	947
20.	C.J. Spiller, Clemson	2006	938
21.	Ronald Williams, Clemson	1990	914
22.	Jimmy Lincoln, Georgia Tech	1991	913
	Ted Brown, NC State	1975	913
24.	Montel Harris, Boston College	2008	900
25.	James Davis, Clemson	2005	879

FRESHMAN TOTAL OFFENSE YARDAGE

Rk.	Player, School	Year	Yards
1.	Drake Maye, North Carolina	2022	5,019
2.	Jameis Winston, Florida State	2013	4,276
3.	Sam Howell, North Carolina	2019	3,676
4.	Deondre Francois, Florida State	2016	3,548
5.	Trevor Lawrence, Clemson	2018	3,457
6.	Daniel Jones, Duke	2016	3,322
7.	Josh Jackson, Virginia Tech	2017	3,315
8.	Drew Weatherford, Florida State	2005	3,180
9.	Chris Rix, Florida State	2001	3,123
10.	Brad Kaaya, Miami	2014	3,067
11.	Philip Rivers, NC State	2000	2,969
12.	Lamar Jackson, Louisville	2015	2,800
13.	Kyle Parker, Clemson	2009	2,661
14.	T.J. Yates, North Carolina	2007	2,532
15.	Danny O'Brien, Maryland	2010	2,390
16.	Reggie Ball, Georgia Tech	2003	2,380
17.	Jeff Sims, Georgia Tech	2020	2,373
18.	Russell Wilson, NC State	2008	2,343
19.	Sam Hartman, Wake Forest	2018	2,259
20.	James Blackman, Florida State	2017	2,198

QUARTERBACK RUSHING YARDAGE

Rk.	Player, School	Year	Yards
1.	Lamar Jackson, Louisville	2017	1,601
2.	Lamar Jackson, Louisville	2016	1,571
3.	Tyler Murphy, Boston College	2014	1,184
4.	Deshaun Watson, Clemson	2015	1,105
5.	Justin Thomas, Georgia Tech	2014	1,086
6.	Woodrow Dantzler, Clemson	2001	1,061
7.	TaQuon Marshall, Georgia Tech	2017	1,146
8.	Joshua Nesbitt, Georgia Tech	2009	1,037
9.	Malik Cunningham, Louisville	2021	1,036
10.	Woodrow Dantzler, Clemson	2000	1,028
11.	Tevin Washington, Georgia Tech	2011	986
12.	TaQuon Marshall, Georgia Tech	2018	971
13.	Lamar Jackson, Louisville	2015	960
14.	Marquise Williams, North Carolina	2015	948
15.	Jerod Evans, Virginia Tech	2016	846
16.	Bryce Perkins, Virginia	2018	923
17.	Tobias Oliver, Georgia Tech	2018	876
18.	Sam Howell, North Carolina	2021	827
19.	Larry Russell, Wake Forest	1971	803
20.	Thomas Sirk, Duke	2015	803

TOTAL OFFENSE YARDAGE

Pl.	Player, School	Opp	Year	Yds
1.	Lamar Jackson, Louisville	Syracuse	2016	610
2.	Deshaun Watson, Clemson	Pitt	2016	588
3.	Sam Howell, North Carolina	Wake Forest	2020	571
4.	Stephen Morris, Miami	NC State	2012	568
5.	Rusty LaRue, Wake Forest	NC State	1995	554
6.	Daniel Jones, Duke	North Carolina	2018	551
7.	Brennan Armstrong, Virginia	North Carolina	2021	538
8.	Shane Montgomery, NC State	Duke	1989	537
9.	D'Eriq King, Miami	NC State	2020	535
10.	Tajh Boyd, Clemson	NC State	2012	529
11.	Chris Weinke, Florida State	Duke	2000	527
	Malik Cunningham, Louisville	Duke	2021	527
13.	Lamar Jackson, Louisville	North Carolina	2017	525
14.	Marquise Williams, North Carolina	Duke	2015	524
15.	Scott Milanovich, Maryland	Virginia Tech	1993	519
	Drake Maye, North Carolina	Wake Forest	2022	519
17.	Woodrow Dantzler, Clemson	NC State	2001	517
18.	Rusty LaRue, Wake Forest	Georgia Tech	1995	514
19.	Lamar Jackson, Louisville	Boston College	2017	512
20.	Chris Weinke, Florida State	Clemson	2000	509

TOTAL OFFENSE PLAYS

Pl.	Player, School	Opp	Year	Plays
1.	Rusty LaRue, Wake Forest	Duke	1995	82
2.	Tajh Boyd, Clemson	LSU	2012	79
3.	Deshaun Watson, Clemson	Pitt	2016	78
4.	Shane Montgomery, NC State	Duke	1989	77
	Cullen Harper, Clemson	Virginia Tech	2007	77
	Russell Wilson, NC State	Maryland	2010	77
	Deshaun Watson, Clemson	Alabama	2016	77
	Eric Dungey, Syracuse	Virginia Tech	2016	77
9.	Brennan Armstrong, Virginia	Wake Forest	2021	76
10.	Lamar Jackson, Louisville	Clemson	2016	75
11.	Rusty LaRue, Wake Forest	NC State	1995	74
	Zack Mahoney, Syracuse	Pitt	2016	74
	Cade Klubnik, Clemson	Tennessee	2022	74
14.	Steve Slayden, Duke	NC State	1987	73
15.	Rusty LaRue, Wake Forest	Georgia Tech	1995	72
	Danny Kanell, Florida State	Virginia	1995	72
17.	Gary Schofield, Wake Forest	Maryland	1981	71
	Lamar Jackson, Louisville	Wake Forest	2017	71
	D'Eriq King, Miami	Michigan State	2021	71
20.	David Watford, Virginia	Georgia Tech	2013	70

RUSHING ATTEMPTS

Pl.	Player, School	Opp	Year	Att
1.	Charlie Wysocki, Maryland	Duke	1980	50
2.	Don McCauley, North Carolina	Duke	1980	47
	Mike Voight, North Carolina	Duke	1976	47
4.	John Leach, Wake Forest	Maryland	1993	46
5.	James McDougald, Wake Forest	Clemson	1976	45
6.	TaQuon Marshall, Georgia Tech	Tennessee	2017	44
7.	Charlie Wysocki, Maryland	Louisville	1979	43
8.	Michael Ramseur, Wake Forest	App. St.	1982	42
	Art Bosetti, Duke	South Carolina	1970	42
	George Scott, Maryland	Villanova	1977	42
	Mike Voight, North Carolina	East Carolina	1975	42
	Andre Williams, Boston College	NC State	2013	42

RUSHING YARDAGE

Pl.	Player, School	Opp	Year	Yds
1.	Andre Williams, Boston College	NC State	2013	339
2.	John Leach, Wake Forest	Maryland	1993	329
3.	Derrick Fenner, North Carolina	Virginia	1986	328
4.	Israel Abanikanda, Pitt	Virginia Tech	2022	328
5.	Michael Carter, North Carolina	Miami	2020	308
6.	P.J. Daniels, Georgia Tech	Tulsa	2003	307
7.	LaMont Jordan, Maryland	Virginia	1999	306
8.	Andre Williams, BC	New Mexico St.	2013	295
9.	Kennard Martin, North Carolina	Duke	1988	291
10.	Amos Lawrence, North Carolina	Virginia	1977	286
11.	Don McCauley, North Carolina	Duke	1970	279
12.	Bruce Perry, Maryland	Wake Forest	2001	279
13.	A.J. Dillon, Boston College	Louisville	2017	272
14.	Dalvin Cook, Florida State	USF	2016	267
15.	Dalvin Cook, Florida State	USF	2015	266
16.	Montel Harris, Boston College	NC State	2009	264
17.	Raymond Priestner, Clemson	Duke	1995	263
	Andre Williams, Boston College	Maryland	2013	263
	Andre Williams, Boston College	Army	2013	263
	James Conner, Pitt	Duke	2014	263
21.	Giovani Bernard, North Carolina	Virginia Tech	2012	262
22.	Mike Voight, North Carolina	Duke	1976	261
23.	Cliff Austin, Clemson	Duke	1982	260
24.	Josh Allen, Maryland	Virginia	2003	257
25.	Natrone Means, North Carolina	Duke	1990	256

RUSHING YARDS BY QUARTERBACK

Pl.	Player, School	Opp	Year	Yds
1.	TaQuon Marshall, Georgia Tech	Tennessee	2017	249
2.	Lamar Jackson, Louisville	Texas A&M	2015	226
3.	Malik Cunningham, Louisville	Duke	2021	224
4.	Woodrow Dantzler, Clemson	Virginia	2000	220
5.	Tobias Oliver, Georgia Tech	Virginia Tech	2018	215
6.	Eric Dungey, Syracuse	Western Michigan	2018	200
7.	Lamar Jackson, Louisville	Syracuse	1999	199
8.	Malik Cunningham, Louisville	Virginia	2020	197
9.	Justin Thomas, Georgia Tech	Duke	2016	195
10.	Tyler Murphy, Boston College	So. California	2014	191
11.	Lamar Jackson, Louisville	Kentucky	2015	186
	Daniel Jones, Duke	North Carolina	2018	186
13.	Lamar Jackson, Louisville	Boston College	2016	185
14.	Lamar Jackson, Louisville	Samford	2015	184
	Woody Dantzler, Clemson	NC State	2001	184
16.	Woody Dantzler, Clemson	Maryland	1999	183
17.	Lamar Jackson, Louisville	Boston College	2017	180
18.	Lamar Jackson, Louisville	Florida State	2017	178
	Garrett Shrader, Syracuse	Wake Forest	2021	178
20.	Tevin Washington, Georgia Tech	Clemson	2011	176

PASSING YARDAGE

Pl.	Player, School	Opp	Year	Yds
1.	Deshaun Watson, Clemson	Pitt	2016	580
2.	Stephen Morris, Miami	NC State	2012	566
3.	Brennan Armstrong, Virginia	North Carolina	2021	554
4.	Sam Howell, North Carolina	Wake Forest	2020	550
5.	Rusty LaRue, Wake Forest	NC State	1995	545
6.	Chris Weinke, Florida State	Duke	2000	536
7.	Shane Montgomery, NC State	Duke	1989	535
8.	Chris Weinke, Florida State	Clemson	2000	521
	Dennis Grosel, Boston College	Virginia	2020	520
10.	Kenny Pickett, Pitt	Miami	2021	519
11.	Gary Schofield, Wake Forest	Maryland	1981	504
12.	Rusty LaRue, Wake Forest	Georgia Tech	1995	501
13.	Scott Milanovich, Maryland	Virginia Tech	1993	498
14.	Chris Weinke, Florida State	Miami	2000	496
	Tyler Van Dyke, Miami	North Carolina	2022	496
16.	Marquise Williams, North Carolina	Duke	2015	494
17.	Mike Glennon, NC State	Clemson	2012	493
18.	Brennan Armstrong, Virginia	Pitt	2021	487
	Brennan Armstrong, Virginia	Louisville	2021	487
20.	George Godsey, Georgia Tech	Virginia	2001	486

PASS ATTEMPTS

Pl.	Player, School	Opp	Year	Att
1.	Rusty LaRue, Wake Forest	Duke	1995	78
2.	Shane Montgomery, NC State	Duke	1989	73
3.	Deshaun Watson, Clemson	Pitt	2016	70
4.	Rusty LaRue, Wake Forest	NC State	1995	67
	Danny Kanell, Florida State	Virginia	1995	67
6.	Cullen Harper, Clemson	Virginia Tech	2007	66
	Kurt Benkert, Virginia	Connecticut	2017	66
8.	Rusty LaRue, Wake Forest	Georgia Tech	1995	65
	Gary Schofield, Wake Forest	Maryland	1982	65
10.	Ryan Finley, NC State	South Carolina	2017	64
11.	Gary Schofield, Wake Forest	Maryland	1981	62
	Ben Bennett, Duke	Wake Forest	1980	62
	Steve Slayden, Duke	Wake Forest	1980	62
	Scott Milanovich, Maryland	Florida State	1995	62
15.	Zack Mahoney, Syracuse	Pitt	2016	61

PASS COMPLETIONS

Pl.	Player, School	Opp	Year	Cmp
1.	Rusty LaRue, Wake Forest	Duke	1995	55
2.	Deshaun Watson, Clemson	Pitt	2016	52
3.	Rusty LaRue, Wake Forest	NC State	1995	50
4.	Scott Milanovich, Maryland	Florida State	1995	46
5.	Ryan Finley, NC State	South Carolina	2017	45
6.	Gary Schofield, Wake Forest	Maryland	1981	43
	David Watford, Virginia	Georgia Tech	2013	43
	Zack Mahoney, Syracuse	Pitt	2016	43
9.	Tyler Van Dyke, Miami	North Carolina	2022	42
10.	Danny Kanell, Florida State	Georgia Tech	1995	41
	Rusty LaRue, Wake Forest	Georgia Tech	1995	41
	Matt Schaub, Virginia	Georgia Tech	2002	41
	Matt Schaub, Virginia	NC State	2003	41
	Sean Renfree, Duke	Boston College	2011	41
15.	Thaddeus Lewis, Duke	NC State	2009	40
	Matt Ryan, Boston College	Wake Forest	2006	40
	Gary Schofield, Wake Forest	Maryland	1982	40
	Danny Kanell, Florida State	Florida	1994	40
	Brennan Armstrong, Virginia	Louisville	2021	40

PASS RECEPTIONS

Pl.	Player, School	Opp	Year	Rec
1.	Ervin Phillips, Syracuse	NC State	2017	17
2.	Sammy Watkins, Clemson	Ohio State	2013	16
	Michael Campanaro, Wake Forest	ULM	2013	16
	Quinshad Davis, North Carolina	Virginia	2012	16
	Michael Campanaro, Wake Forest	BC	2012	16
	Alvin Pearman, Virginia	Florida State	2003	16
	Corey Thomas, Duke	Georgia Tech	1997	16
	Geroy Simon, Maryland	Florida State	1995	16
	Charlie Carr, North Carolina	Air Force	1966	16
	Ryan Switzer, North Carolina	Pitt	2016	16
11.	Kenneth Moore, Wake Forest	Boston College	2007	15
	Kenneth Moore, Wake Forest	Navy	2007	15
	Torry Holt, NC State	Wake Forest	1998	15
	Marlon Estes, Wake Forest	NC State	1995	15
	Roger Boone, Duke	Vanderbilt	1988	15
	James Brim, Wake Forest	NC State	1986	15
	Mike Williams, Clemson	Pitt	2016	15
	Jaylen Samuels, NC State	South Carolina	2017	15
	D.J. Turner, Pitt	Virginia Tech	2020	15
	Josh Downs, North Carolina	Virginia	2022	15

RECEIVING YARDAGE

Pl.	Player, School	Opp	Year	Yds
1.	Chris Castor, Duke	Wake Forest	1982	283
2.	Corey Thomas, Duke	Georgia Tech	1997	276
3.	Wayne Baumgardner, WF	South Carolina	1980	271
4.	Amba Etta-Tawo, Syracuse	UConn	2016	270
5.	Torry Holt, NC State	Baylor	1998	255
6.	Marcus Badgett, Maryland	Pittsburgh	1992	251
	Clarkston Hines, Duke	Wake Forest	1989	251
8.	Jermaine Lewis, Maryland	North Carolina	1993	250
9.	Peter Warrick, Florida State	Clemson	1997	249
10.	Randy Marriott, North Carolina	Georgia Tech	1987	247
	Kelvin Harmon, NC State	Syracuse	2018	247
	Olamide Zaccheaus, Virginia	Ohio	2018	247
13.	Dez White, Georgia Tech	Virginia	1998	243
	Scottie Montgomery, Duke	Vanderbilt	1998	243
15.	Ken Shelton, Virginia	William & Mary	1974	241
16.	T.J. Rahming, Duke	Temple	2018	240
	Dyami Brown, North Carolina	Virginia	2020	240
18.	Dontrelle Inman, Virginia	Duke	2010	239
19.	Travis Rudolph, Florida State	Wake Forest	2016	238
20.	Eron Riley, Duke	Navy	2007	235

ALL-PURPOSE YARDAGE

Pl.	Player, School	Opp	Year	Yds
1.	Tobias Palmer, NC State	Clemson	2012	496
2.	John Leach, Wake Forest	Maryland	1993	411
3.	Deon Jackson, Duke	Pitt	2018	403
4.	Brandon Tate, North Carolina	McNeese St.	2008	397
5.	Peter Warrick, Florida State	Clemson	1997	372
6.	Duke Johnson, Miami	Virginia	2012	368
7.	Khalil Herbert, Virginia Tech	Duke	2020	357
8.	Sammy Watkins, Clemson	Maryland	2011	345
9.	Israel Abanikanda, Pitt	Virginia Tech	2022	344
10.	Derrick Fenner, North Carolina	Virginia	1986	339
	Andre Williams, Boston College	NC State	2013	339
12.	T.J. Graham, NC State	Cincinnati	2011	336
13.	Thomas Jones, Virginia	Buffalo	1999	331
14.	Dalvin Cook, Florida State	USF	2016	329
15.	Duke Johnson, Miami	Georgia Tech	2013	325
	Michael Carter, North Carolina	Miami	2020	317
17.	Chris Barclay, Wake Forest	Maryland	2003	316
18.	Don McCauley, North Carolina	Wake Forest	1969	312
	Roddy Jones, Georgia Tech	Georgia	2008	312
	C.J. Spiller, Clemson	Florida State	2009	312
21.	Tiki Barber, Virginia	Florida State	1995	311
	Randy Cuthbert, Duke	Georgia Tech	1989	311
23.	Bruce Perry, Maryland	Wake Forest	2001	310
	Dez White, Georgia Tech	Virginia	1998	310
	C.J. Spiller, Clemson	Miami	2009	310
	Greg Dortch, Wake Forest	Towson	2018	310
27.	P.J. Daniels, Georgia Tech	Tulsa	2003	307
28.	LaMont Jordan, Maryland	Virginia	1999	306

INDIVIDUAL RECORDS

TOTAL OFFENSE

Total Offense – Most Plays

Game: 82 by Rusty LaRue, Wake Forest vs. Duke, Oct. 28, 1995 (78 pass, 4 run, 464 yards)

Season: 744 by Deshaun Watson, Clemson, 2016 (579 pass, 165 run, 5,222 yards in 15 games)

Career: 2,090 by Kenny Pickett, Pitt, 2017-21 (1,674 pass, 416 run, 13,112 yards)

Total Offense – Most Yards

Game: 610 yards by Lamar Jackson, Louisville vs. Syracuse, Sept. 9, 2016 (411 pass, 199 run)

Season: 5,261 by Lamar Jackson, Louisville, 2017 (1,601 run, 3,660 pass in 13 games)

Career: 13,582 by Philip Rivers, NC State, 2000-03 (98 run, 13,484 pass in 49 games)

Total Offense Per Game

Season: 427.3 by Brennan Armstrong, Virginia, 2021 (4,700, 11 games)

Career: 346.71 by Lamar Jackson, Louisville, 2015-17 (13,175 yards, 38 games)

Single Game Total Offense by Class

Freshman: 519 by Drake Maye, North Carolina at Wake Forest, Nov. 12, 2022 (448 pass, 71 run)

Sophomore: 610 by Lamar Jackson, Louisville vs. Syracuse, Sept. 9, 2016 (411 pass, 199 run)

Junior: 588 by Deshaun Watson, Clemson vs. Pitt, Nov. 12, 2016 (580 pass, 8 run)

Senior: 554 by Rusty LaRue, Wake Forest vs. NC State, Nov. 18, 1995 (545 pass, 9 run)

Season Total Offense by Class

Freshman: 5,019 by Drake Maye, North Carolina (698 run, 4,321 pass in 14 games)

Sophomore: 5,209 by Deshaun Watson, Clemson, 2015 (1,105 run, 4,104 pass in 15 games)

Junior: 5,261 by Lamar Jackson, Louisville, 2017 (1,601 run, 3,660 pass in 13 games)

Senior: 4,600 by Philip Rivers, NC State, 2003 (109 run, 4,491 pass in 13 games)

Total Offense – Yards per Play

Season: (Min. 750 yards) 9.53 by Chet Hanulak, Maryland, 1953 (79 for 753 yards)

Career: (Min. 2,500 yards) 8.28 by Jameis Winston, Florida State, 2013-14 (996 plays for 8,248 yards)

Touchdown Responsibility

Game: 8 by Tajh Boyd, Clemson vs. NC State, Nov. 17, 2012 (5 pass, 3 run); by Lamar Jackson, Louisville vs. Charlotte, Sept. 1, 2016 (6 pass, 2 run)

Season: 51 by Lamar Jackson, Louisville, 2016 (30 pass, 21 run)

Career: 133 by Tajh Boyd, Clemson, 2010-13 (107 pass, 26 run)

Points Responsible For

Game: 48 by Tajh Boyd, Clemson vs. NC State, Nov. 17, 2012 (5 TD pass, 3 TD run); by Lamar Jackson vs. Charlotte, Sept. 1, 2016 (6 TD pass, 2 TD run)

Season: 306 by Lamar Jackson, Louisville, 2016 (30 TD pass, 21 TD run); by Sam Hartman, Wake Forest, 2021 (39 TD pass, 11 run, 1 2pt run)

Career: 800 by Tajh Boyd, Clemson, 2010-13 (107 TD pass, 26 TD run; 1 2-point conversion)

RUSHING

Most Rushes

Game: 50 by Charlie Wysocki, Maryland vs. Duke, Oct. 25, 1980 (217 yards)

Season: 355 by Andre Williams, Boston College, 2013 (2,177 yards in 13 games)

Career: 914 by Robert Lavette, Georgia Tech, 1981-84 (4,066 yards)

Most Yards Rushing

Game: 339 by Andre Williams, Boston College vs. NC State, Nov. 16, 2013 (42 attempts)

Two Consecutive Games: 634 by Andre Williams, Boston College vs. New Mexico State (295) and NC State (339), Nov. 9-16, 2013

Three Consecutive Games: 897 by Andre Williams, Boston College vs. New Mexico State (295), NC State (339) and Maryland (263), Nov. 9-16-23, 2013

Season: 2,177 yards by Andre Williams, Boston College, 2013 (355 attempts, 18 TDs)

Career: 4,952 yards by Travis Etienne, 2017-20 (686 attempts, 70 TDs)

Rushing Yards Per Game

Season: 167.5 by Andre Williams, Boston College, 2013 (2,177 yards, 13 games)

Career: 121.7 by AJ Dillon, Boston College, 2017-19 (4,382 yards, 36 games)

Single Game Rushing Yards by Class

Freshman: 286 by Amos Lawrence, North Carolina vs. Virginia, Nov. 12, 1977 (35 attempts)

Sophomore: 328 by Derrick Fenner, North Carolina vs. Virginia, Nov. 15, 1986 (39 attempts)

Junior: 320 yards by Israel Abanikanda, Pitt vs. Virginia Tech, Oct. 8, 2022 (36 attempts)

Senior: 339 by Andre Williams, Boston College vs. NC State, Nov. 16, 2013 (42 attempts)

Season Rushing Yards by Class

Freshman: 1,655 by Ryan Williams, Virginia Tech, 2009 (293 attempts in 13 games)

Sophomore: 1,765 by James Conner, Pitt, 2014 (298 attempts in 13 games)

Junior: 1,765 by Dalvin Cook, Florida State, 2016 (288 attempts in 13 games)

Senior: 2,177 by Andre Williams, Boston College, 2013 (355 attempts in 13 games)

Rushing Touchdowns

Game: 6 by Kelvin Bryant, North Carolina vs. East Carolina, Sept. 12, 1981; by Israel Abanikanda, Pitt vs. Virginia Tech, Oct. 8, 2022

Season: 26 by James Conner, Pitt, 2014 (13 games)

Career: 70 by Travis Etienne, Clemson, 2017-20 (55 games)

Most 100-Yard Rushing Games

Season: 10 by Don McCauley, North Carolina, 1970; by Ryan Williams, Virginia Tech, 2009; by Lamar Jackson, Louisville, 2017

Career: 27 by Ted Brown, NC State, 1975-78

Most 200-Yard Rushing Games

Season: 5 by Andre Williams, Boston College, 2013 (204 vs. Wake Forest, 262 vs. Army, 295 vs. New Mexico State, 339 vs. NC State, 263 vs. Maryland)

Career: 6 by Thomas Jones, Virginia, 1998 & 1999 (203 vs. San Jose State in 1998; 207 vs. Georgia Tech in 1998; 210 vs. Brigham Young in 1999; 221 vs. NC State in 1999, 213 vs. Georgia Tech in 1999; 221 vs. Buffalo in 1999)

Most 200-Yard Games - Multiple Players in One Season

7 times by six different players in 2003 - P.J. Daniels, Georgia Tech (twice); Josh Allen, Maryland; Ronnie McGill, North Carolina; Chris Barclay, Wake Forest; Bruce Perry, Maryland; Chris Douglas, Duke; 7 times by three different players in 2013 - Andre Williams, Boston College (five times); Isaac Bennett, Pitt; James Conner, Pitt

Consecutive 100-Yard Games

9 by Tashard Choice, Georgia Tech, 2006

Consecutive 200-Yard Games

3 by Andre Williams, Boston College, 2013 (vs. New Mexico State 295, NC State 339 and Maryland 263)

Longest Scoring Run

99 yards by Andre Williams, Boston College vs. Army, Oct. 6, 2012

Longest Non-Scoring Run: 89 yards by Ben Garnto, South Carolina vs. Wake Forest, Oct. 16, 1965

Most Yards Rushing by a Quarterback

Game: 249 yards by TaQuon Marshall, Georgia Tech vs. Tennessee, Sept. 4, 2017 (44 carries)

Season: 1,601 yards by Lamar Jackson, Louisville, 2017 (232 carries)

Career: 4,132 yards by Lamar Jackson, Louisville (655 carries, 50 TDs, 2015-17)

PASSING

Most Passes Attempted

Game: 78 by Rusty LaRue, Wake Forest vs. Duke, Nov. 18, 1995 (completed 55 for 478 yards)

Season: 654 by Matt Ryan, Boston College, 2007 (completed 388 for 4,507 yards)

Career: 1,710 by Philip Rivers, NC State, 2000-03 (completed 1,087 for 13,484 yards)

Most Passes Completed

Game: 55 by Rusty LaRue, Wake Forest vs. Duke, Oct. 28, 1995 (attempted 78 for 478 yards)

Game by Freshman: 35 by Drew Weatherford, Florida State vs. Virginia, Oct. 15, 2005 (attempted 59 for 377 yards)

Season: 388 by Matt Ryan, Boston College, 2007 (attempted 654 for 4,507 yards in 14 games); by Deshaun Watson, Clemson, 2016 (attempted 579 for 4,593 yards in 15 games)

Season by Freshman: 342 by Drake Maye, North Carolina, 2022 (attempted 517 for 4,321 yards in 14 games)

Career: 1,087 by Philip Rivers, NC State, 2000-03 (attempted 1,710 in 49 games)

Most Yards Passing

Game: 580 by Deshaun Watson, Clemson vs. Pitt, Nov. 12, 2016 (completed 52 of 70 attempts)

Season: 4,593 by Deshaun Watson, Clemson, 2016 (completed 388 of 579 attempts in 15 games)

INDIVIDUAL RECORDS

Season by Freshman: 4,321 by Drake Maye, North Carolina, 2022 (completed 342 of 517 attempts for 4,321 yards in 14 games)

Career: 13,484 by Philip Rivers, NC State, 2000-03 (completed 1,087 of 1,710 attempts in 49 games)

Most Yards Passing - Two & Three Games

Two Games: 1,046 by Rusty LaRue, Wake Forest, 1995 (501 vs. Georgia Tech, Nov. 4; 545 vs. NC State, Nov. 18)

Three Games: 1,524 by Rusty LaRue, Wake Forest, 1995 (478 vs. Duke, Oct. 28; 501 vs. Georgia Tech, Nov. 4; 545 vs. NC State, Nov. 18)

Most Passes Completed – Two & Three Games

Two Games: 96 by Rusty LaRue, Wake Forest, 1995 (55 vs. Duke, Oct. 28; 41 vs. Georgia Tech, Nov. 4)

Three Games: 146 by Rusty LaRue, Wake Forest, 1995 (55 vs. Duke, Oct. 28; 41 vs. Georgia Tech, Nov. 4; 50 vs. NC State, Nov. 18)

Most Passes Attempted – Two & Three Games

Two Games: 143 by Rusty LaRue, Wake Forest, 1995 (78 vs. Duke, Oct. 28; 65 vs. Georgia Tech, Nov. 4)

Three Games: 210 by Rusty LaRue, Wake Forest, 1995 (78 vs. Duke, Oct. 28; 65 vs. Georgia Tech, Nov. 4; 67 vs. NC State, Nov. 18)

Consecutive Passes without Interception One Season

270 by Drew Weatherford, Florida State, 2007

Consecutive Passes without Interception

379 by Russell Wilson, NC State, 2008-09

Lowest Pass Interception Percentage Season

.000 by Matt Blundin, Virginia, 1991 (224 attempts, 0 interceptions)

Consecutive Passes Completed

Single Game: 18 by Michael Rocco, Virginia vs. Miami, Nov. 10, 2012; by Mitch Trubisky, North Carolina vs. James Madison, Sept. 17, 2016; by Trevor Lawrence, Clemson vs. South Carolina, Nov. 30, 2019
Multiple Games: 30 by Mitch Trubisky, North Carolina vs. James Madison, Sept. 17, 2016 (18), and Pitt, Sept. 24, 2016 (12)

Single Game Passing Yardage by Class

Freshman: 469 by Ben Bennett, Duke vs. Wake Forest, Nov. 8, 1980

Sophomore: 550 by Sam Howell, North Carolina vs. Wake Forest, Nov. 14, 2020

Junior: 580 by Deshaun Watson, Clemson vs. Pitt, Nov. 12, 2016.

Senior: 545 by Rusty LaRue, Wake Forest vs. NC State, Nov. 18, 1995

Season Passing Yardage by Class

Freshman: 4,321 by Drake Maye, North Carolina, 2022 (completed 342 of 517 attempts)

Sophomore: 4,104 yards by Deshaun Watson, Clemson, 2015 (completed 333 of 491 att. in 15 games)

Junior: 4,593 yards by Deshaun Watson, Clemson, 2016 (completed 388 of 579 attempts)

Senior: 4,507 yards by Matt Ryan, Boston College, 2007 (completed 388 of 654 attempts in 14 games)

Completion Percentage

Season: (Min. 100 completions) .724 by Riley Skinner, Wake Forest, 2007 (completed 236 of 326 attempts in 11 games)

Career: (Min. 400 completions) .674 by Deshaun Watson, Clemson, 2014-16 (completed 814 of 1,207 attempts)

Yards Per Pass Attempt

Season: (Minimum 175 attempts) 10.46 by Jameis Winston, Florida State, 2013 (completed 257 of 384 attempts for 4,057 yards)

Career: (Minimum 500 attempts) 9.36 by Jameis Winston, Florida State, 2013-14 (851 attempts for 7,964 yards)

Yards Per Pass Completion

Season: (Minimum 90 completions) 18.77 by Bruce Shaw, NC State, 1972 (91 completions for 1,708 yards)

Career: (Minimum 250 completions) 18.36 by Justin Thomas, Georgia Tech, 2013-16 (259 completions for 4,754 yards)

Touchdown Passes

Game: 6 by Sam Hartman, Wake Forest vs. Clemson, Sept. 24, 2022; Kenny Pickett, Pitt vs. Western Michigan, Sept. 18, 2021; by Sam Howell, North Carolina vs. Wake Forest, Nov. 14, 2020; by Jarren Williams, Miami vs. Louisville, Nov. 9, 2019; by Deshaun Watson, Clemson vs. South Carolina, Nov. 26, 2016; by Lamar Jackson, Louisville vs. Charlotte, Sept. 1, 2016; by Deshaun Watson, Clemson vs. North Carolina, Sept. 27, 2014; by Tom Savage, Pitt vs. Duke, Sept 21, 2013; by Dan Ellis, Virginia vs. Buffalo, Nov. 13, 1999; by Chris Weinke, Florida State vs. Maryland, Nov. 13, 1999; by Steve Slayden, Duke vs. Georgia Tech, Oct. 31, 1987

Game by Freshman: 6 by Deshaun Watson, Clemson vs. North Carolina, Sept. 27, 2014

Season: 42 by Kenny Pickett, Pitt, 2021 (334 of 497 attempts for 4,319 yards in 13 games)

Season by Freshman: 40 by Jameis Winston, Florida State 2013 (completed 257 of 384 attempts for 4,057 yards in 14 games)

Career: 107 by Tajh Boyd, Clemson, 2010-13 (completed 901 of 1,402 attempts for 11,904 yards in 47 games)

Passing Efficiency

Season: 184.8 by Jameis Winston, Florida State, 2013 (completed 257 of 384 attempts, 4,057 yards 40 TDs, 10 Ints)

Season by Freshman: 184.8 by Jameis Winston, Florida State, 2013 (completed 257 of 384 attempts, 4,057 yards 40 TDs, 10 Ints)

Career: 164.26 by Trevor Lawrence, Clemson, 2018-20 (completed 758 of 1138 attempts, 10,098 yards, 17 Ints, 90 TDs)

Most Passes had Intercepted

Game: 7 by Bobby Campbell, Duke vs. Maryland, Nov. 14, 1998 (completed 12 of 37 attempts, 178 yards, 2 TDs)

Season: 25 by Ben Bennett, Duke, 1980 (attempted 330 passes); by Freddie Summers, Wake Forest, 1968 (attempted 250 passes)

Career: 59 by Scott Gardner, Virginia, 1972-75 (attempted 816 passes)

Most 300-Yard Passing Games

Season: 10 by Brennan Armstrong, Virginia, 2021 (11 games)

Season by Freshman: 7 by Jameis Winston, Florida

State, 2013; Drake Maye, North Carolina, 2022

Career: 18 by Tajh Boyd, Clemson, 2010-13

RECEIVING

Most Receptions

Game: 17 by Ervin Phillips (188 yards), Syracuse vs. NC State, Sept. 30, 2017; 16 by Ryan Switzer (208 yards), North Carolina vs. Pitt, Sept. 24, 2016; by Sammy Watkins (227 yards), Clemson vs. Ohio State, Jan. 3, 2014; by Michael Campanaro (177 yards), Wake Forest vs. ULM, Sept. 14, 2013; by Michael Campanaro (123 yards), Wake Forest vs. Boston College, Nov. 3, 2012; by Quinshad Davis (178 yards), North Carolina vs. Virginia, Nov. 15, 2012; by Alvin Pearman (134 yards), Virginia vs. Florida State, Oct. 18, 2003; by Corey Thomas (276 yards), Duke vs. Georgia Tech, Nov. 15, 1997; by Geroy Simon (124 yards), Maryland vs. Florida State, Nov. 18, 1995; by Charlie Carr (134 yards), North Carolina vs. Air Force, Nov. 12, 1966

Season: 108 receptions by Jamison Crowder, Duke, 2013 (1,360 yards, 8 TDs)

Season - Receptions Per Game: 8.75 by Steve Ishmael, Syracuse, 2017 (105 receptions, 12 games)

Season by Freshman: 85 by Tyler Boyd, Pitt, 2013 (1,174 yards, 6.5/gm, 7 TDs)

Career: 283 by Conner Vernon, Duke, 2009-12 (3,749 yards, 21 TDs); by Jamison Crowder, Duke, 2011-14 (3,641 yards, 23 TDs)

Single Game Receptions by Class

Freshman: 16 by Quinshad Davis, North Carolina vs. Virginia, Nov. 15, 2012 (178 yards)

Sophomore: 14 by John Henry Mills, Wake Forest vs. Duke, Nov. 3, 1990 (230 yards); by Jordan Addison, Pitt vs. Virginia, Nov. 20, 2021 (202 yards)

Junior: 16 by Sammy Watkins (227 yards), Clemson vs. Ohio State, Jan. 3, 2014; by Michael Campanaro, Wake Forest vs. Boston College, Nov. 3, 2012 (123 yards); Alvin Pearman, Virginia vs. Florida State, Oct. 18, 2003 (134 yards); Charlie Carr, North Carolina vs. Air Force, Nov. 12, 1966 (134 yards); Geroy Simon, Maryland vs. Florida State, Nov. 18, 1995 (124 yards)

Senior: 17 by Ervin Phillips, Syracuse vs. NC State, Sept. 30, 2017 (188 yards)

Season Receptions by Class

Freshman: 85 by Tyler Boyd, Pitt, 2013 (1,174 yards)

Sophomore: 100 by Jordan Addison, Pitt, 2021 (1,593 yards)

Junior: 108 by Jamison Crowder, Duke, 2013 (1,360 yards)

Senior: 105 by Steve Ishmael, Syracuse, 2017 (1,347 yards)

Touchdown Receptions

Game: 5 by Torry Holt, NC State vs. Florida State, Nov. 1, 1997 (12 catches, 168 yards); by Amba Etta-Tawo, Syracuse vs. Pitt, Nov. 26, 2016 (13 catches, 178 yards)

Season: 18 by DeAndre Hopkins, Clemson, 2012 (82 catches, 1,405 yards)

Season by Freshman: 12 by Sammy Watkins, Clemson, 2011 (82 catches, 1,219 yards)

Career: 38 by Clarkston Hines, Duke, 1986-89 (189 catches, 3,318 yards)

Consecutive Games with a Reception

INDIVIDUAL RECORDS

Career: 48 by Conner Vernon, Duke, 2009-12 (11 in 2009, 12 in 2010, 12 in 2011, 13 in 2012)

Most Receptions by Running Back

Game: 16 by Alvin Pearman, Virginia vs. Florida State, Oct. 18, 2003

Season: 76 by Andre Callender, Boston College, 2007 (720 yards); Jaylen Samuels, NC State, 2017 (597 yards)

Career: 195, Taquan Mizzell, Virginia, 2013-16 (1,560 yards)

Consecutive Games with TD - One Season

10 by DeAndre Hopkins, Clemson, 2012

Total Games with TD - One Season

12 by DeAndre Hopkins, Clemson, 2012

Receiving Yardage

Game: 283 by Chris Castor, Duke vs. Wake Forest, Oct. 9, 1982 (11 receptions)

Season: 1,604 by Torry Holt, NC State, 1998 (88 receptions)

Career: 3,830 yards by Rashad Greene, Florida State, 2011-14 (270 receptions)

Receiving Yardage Per Game

Season: 145.8 by Tory Holt, NC State, 1998 (1,604 yards)

Single Game Receiving Yardage by Class

Freshman: 193 by Greg Lester, Georgia Tech vs. Duke, Oct. 31, 1987

Sophomore: 250 by Jermaine Lewis, Maryland vs. North Carolina, Sept. 11, 1993

Junior: 271 by Wayne Baumgardner, Wake Forest vs. South Carolina, Oct. 15, 1980

Senior: 283 by Chris Castor, Duke vs. Wake Forest, Oct. 9, 1982

Season Receiving Yardage by Class

Freshman: 1,219 by Sammy Watkins, Clemson, 2011 (82 receptions, 14 games)

Sophomore: 1,593 by Jordan Addison, Pitt, 2021 (100 receptions, 14 games)

Junior: 1,464 by Sammy Watkins, Clemson, 2013 (101 receptions, 13 games)

Senior: 1,604 by Torry Holt, NC State, 1998 (88 receptions, 11 games)

Yards Per Reception

Season: (min. of 25 receptions) 29.29 by Stephen Hill, Georgia Tech, 2011 (28 for 820 yards)

Season: (min. of 35 receptions) 25.1 by Demaryius Thomas, Georgia Tech, 2009 (46 for 1,154 yards)

Career: (min. of 100 receptions) 21.96 by Herman Moore, Virginia, 1988-90 (114 for 2,504 yards)

Two 1,000-Yard Receivers - Same Team

A.T. Perry (1,293 yards on 71 catches) and Jaquarii Roberson (1,078 yards on 71 catches), Wake Forest, 2021; Dazz Newsome (1,018 yards on 72 catches) and Dyami Brown (1,034 yards on 51 catches), North Carolina, 2019; Kendall Hinton (1,001 yards on 73 catches) and Sage Surratt (1,001 yards on 66 catches), Wake Forest, 2019; Kelvin Harmon (1,186 yards on 92 catches) and Jakobi Meyers (1,047 yards on 92 catches), NC State, 2018; Rashad Greene (1,128 yards on 76 receptions) & Kelvin Benjamin (1,011 yards on 54 receptions), Florida State, 2013; Conner Vernon (1,074 yards on 85 receptions) & Jamison

Crowder (1,074 yards on 76 receptions), Duke, 2012; E.G. Green (1,007 yards on 60 receptions) & Andre Cooper (1,002 yards on 71 receptions), Florida State, 1995

Most Receptions by Two Players - Same Team

Season: 194, Steve Ishmael (105) & Ervin Phillips (89), Syracuse, 2017

Most Receiving Yards by Two Players - Same Team

Season: 2,480 by Torry Holt (1,604 yards, 88 catches) & Chris Coleman (876 yards, 52 catches), NC State, 1998

Most 1,000-Yard Receiving Yard Seasons

Career: 3 by Clarkston Hines, Duke, 1987-89 (1,093 yards in 1987; 1,067 yards in 1988; 1,149 yards in 1989)

Most Plays

Game: 51 by John Leach, Wake Forest vs. Maryland, Nov. 20, 1993 (46 rushes for 329 yards, 3 receptions for 42 yards, 1 kickoff return for 31 yards, 1 punt return for 31 yards; total of 411 yards)

Season: 358 by Thomas Jones, Virginia, 1999 (334 rushes for 1,798 yards, 22 receptions for 239 yards, 2 punt returns for 17 yards; total of 2,054 yards)

Career: 993 by Leon Johnson, North Carolina, 1993-96 (797 rushes for 3,693 yards, 151 receptions for 1,288 yards, 45 returns for 847 yards; total of 5,828 yards)

ALL-PURPOSE

Most All-Purpose Yards

Game: 411 by John Leach, Wake Forest vs. Maryland Nov. 20, 1993 (46 rushes for 329 yards, 3 receptions for 42 yards, 1 kickoff return for 31 yards, 1 punt return for 31 yards)

Season: 2,680 yards by C.J. Spiller, Clemson, 2009 (216 rushes for 1,212 yards, 36 receptions for 503 yards, 8 punt returns for 210 yards, 23 kick returns for 755 yards)

Career: 7,588 yards by C.J. Spiller, Clemson, 2006-09 (606 rushes for 3,547 yards, 123 receptions for 1,420 yards, 53 punt returns for 569 yards, 74 kick returns for 2,052 yards)

All-Purpose Yards Per Game

Season: 191.4 by C.J. Spiller, Clemson, 2009 (2,680 yards in 14 games)

Career: 166.0 by Frank Quayle, Virginia, 1966-68 (4,981 yards in 30 games)

All-Purpose Yards Per Play

Season: (min. of 1,000 yards) 23.61 by Demaryius Thomas, Georgia Tech, 2009 (1 rush for 3 yards, 46 receptions for 1,154 yards)

Career: (min. of 3,000 yards) 17.45 by Todd Dixon, Wake Forest, 1990-93 (3,072 yards on 176 plays); 16.73 by Torry Holt, NC State, 1995-98 (4,369 yards on 261 plays)

All-Purpose Yards by Class

Freshman: 2,288 by Sammy Watkins, Clemson, 2011 (1,219 receiving, 231 rushing, 838 returns)

Sophomore: 2,192 by Torrey Smith, Maryland, 2009 (59 rush, 824 receiving, 1,309 returns)

Junior: 2,253 by David Wilson, Virginia Tech, 2011 (1,709 rush, 129 receiving, 415 returns); by Dalvin Cook, Florida State, 2016 (1,765 rush, 488 receiving)

SCORING

Senior: 2,680 yards by C.J. Spiller, Clemson, 2009 (1,212 rush, 503 receiving, 965 returns)

Most Points Scored

Game: 36 by Kelvin Bryant, North Carolina vs. East Carolina, Sept. 12, 1981 (6 TDs runs of 1, 45, 4, 7, 32, 4 yards)

Season: 157 by Roberto Aguayo, Florida State, 2013 (94 of 94 PATs, 21 of 22 FGs)

Career: 468 by Travis Etienne, Clemson, 2017-20 (78 TDs)

Game Scoring by Class

Freshman: 26 by Leon Johnson, North Carolina vs. Duke, Nov. 26, 1993

Sophomore: 30 by Stan Fritts, NC State vs. Wake Forest, 1972; by Montel Harris, Boston College vs. NC State, 2009; by Sean Tucker, Syracuse vs. Albany, Sept. 18, 2021

Junior: 36 by Kelvin Bryant, North Carolina vs. East Carolina, Sept. 12, 1981; by Israel Abanikanda, Pitt vs. Virginia Tech, Oct. 8, 2022

Senior: 30 by Don McCauley, North Carolina vs. Duke, 1970; by Amba Etta-Tawo, Syracuse vs. Pitt, Nov. 26, 2016

Season Scoring by Class

Freshman: 157 by Roberto Aguayo, Florida State, 2013 (94 of 94 PATs, 21 of 22 FGs)

Sophomore: 156 by James Conner, Pitt, 2014 (26 TDs); by Travis Etienne, Clemson, 2018 (26 TDs)

Junior: 132 by Javonte Williams, 2020 (19 rush TD, 3 rec. TD)

Senior: 134 by Nick Sciba, Wake Forest, 2021 (65 of 65 PATs, 23 of 25 FGs)

Most Touchdowns Scored

Game: 6 by Kelvin Bryant, North Carolina vs. East Carolina, Sept. 12, 1981 (6 TD run); by Israel Abanikanda, Pitt vs. Virginia Tech, Oct. 8, 2022 (6 TD run)

Season: 26 by James Conner, Pitt, 2014 (all by run); by Travis Etienne, Clemson, 2018 (24 rush, 2 rec.)

Career: 78 by Travis Etienne, 2017-20 (70 rush, 8 rec.)

Most Games Scoring a Touchdown

Career: 46 by Travis Etienne, Clemson, 2017-20

Most Touchdowns in Consecutive Games

Two Games: 11 by Kelvin Bryant, North Carolina, 1981 (6 vs. East Carolina, Sept. 12; 5 vs. Miami of Ohio, Sept. 19)

Three Games: 15 by Kelvin Bryant, North Carolina, 1981 (6 vs. E. Carolina, Sept. 12; 5 vs. Miami of Ohio, Sept. 19; 4 vs. Boston College, Sept. 26)

Most Extra Points Made by Kick

Game: 11 by Scott Bentley, Florida State vs. NC State, Sept. 16, 1995 (attempted 11); by Robert Aguayo, Florida State vs. Idaho, Nov. 23, 2013 (attempted 11); by Ricky Aguayo, Florida State vs. Delaware State, Nov. 18, 2017 (attempted 11)

Season: 94 by Roberto Aguayo, Florida State, 2013 (attempted 94)

Career: 208 by Harrison Butker, Georgia Tech, 2013-16 (attempted 210)

Most Extra Points Attempted by Kick

Game: 11 by Scott Bentley, Florida State vs. NC State, Sept. 16, 1995 (made 11); 11 by Robert Aguayo,

INDIVIDUAL RECORDS

Florida State vs. Idaho, Nov. 23, 2013 (made 11); by Chris Blewitt, Pitt vs. Syracuse, Nov. 26, 2016 (made 10); Ricky Aguayo, Florida State vs. Delaware State, Nov. 18, 2017 (made 11)

Season: 94 by Roberto Aguayo, Florida State, 2014 (made 94)

Career: 213 by Scott Bentley, Florida State, 1993-96 (made 200)

Consecutive Extra Points Made

Season: 94 by Roberto Aguayo, Florida State, 2013

Career: 198 by Roberto Aguayo, Florida State, 2013-15 (made 198 of 198)

Highest Percentage of Extra Points Made (by most attempts)

Season: 1.000 by Roberto Aguayo, Florida State, 2013 (made 94 of 94)

Season by Freshman: 1.000 by Roberto Aguayo, Florida State, 2013 (made 94 of 94)

Career: 1.000 by Roberto Aguayo, Florida State, 2013-15 (made 198 of 198); Nick Sciba, Wake Forest, 2018-21 (made 193 of 193)

Most Field Goals Made

Game: 6 by Vince Fusco, Duke vs. Clemson, Oct. 16, 1976 (7 attempts); by Josh McGee, North Carolina vs. Duke, Nov. 20, 1999 (6 attempts); by Jad Dean, Clemson vs. Texas A&M, Sept. 3, 2005 (6 attempts); by Richard Jackson, Clemson vs. Boston College, Sept. 19, 2009 (6 attempts); by Ricky Aguayo, Florida State vs. Mississippi, Sept. 5, 2016 (6 attempts); by Joey Slye, Virginia Tech vs. Pitt, Oct. 27, 2016 (6 attempts)

Season: 30 by Andre Szmyt, Syracuse, 2018 (34 attempts)

Career: 88 by Dustin Hopkins, Florida State, 2009-12 (112 attempts)

Most Field Goals Attempted

Game: 7 by Luke Manget, Georgia Tech vs. NC State, Oct. 20, 2001 (made 2); by Vince Fusco, Duke vs. Clemson, Oct. 16, 1976 (made 6)

Season: 34 by Andre Szmyt, Syracuse, 2018 (made 30)

Career: 112 by Dustin Hopkins, Florida State, 2009-12 (made 88)

Highest Percentage of Field Goals Made

Season: (min of 15 att.) 1.000 by Nate Freese, Boston College, 2013 (20 of 20); by Marc Primanti, NC State, 1996 (20 of 20)

Career: (min of 30 made) .899 by Nick Sciba, Wake Forest, 2018-21 (80 of 89)

Consecutive Field Goals Made

Season & Career: 34 by Nick Sciba, Wake Forest (last 11 in 2018, first 23 in 2019)

Consecutive Games with Field Goals Made

Career: 18 by Nick Novak, Maryland, 2002 and 2003 seasons; by Brooks Barwick, North Carolina, 1981, 1982 and 1983 seasons.

Longest Field Goal Made

Yards: 61 by Spencer Benton, Clemson vs. Ball State, Sept. 8, 2012; 60 yards by Gary Cismesia, Florida State vs. Florida, Nov. 24, 2007

50-Yard Field Goals Made

Game: 3 by Dan Orner, North Carolina vs. Syracuse, Sept. 7, 2002 (52, 51, 55 yards); by Sam Swank, Wake Forest vs. NC State, Oct. 14, 2006 (53, 53, 51 yards)

Season: 5 by Sam Swank, Wake Forest, 2006; Graham Gano, Florida State, 2008

Career: 12 by Alex Kessman, Pitt, 2017-20

Defensive Extra Points Scored

Game & Season: 1 by Ken Swilling, Georgia Tech vs. Duke, Oct. 28, 1989 (returned intercepted pass 99 yards); by Joe Crocker, Virginia vs. NC State, Nov. 25, 1994 (intercepted pass five yards deep in end zone); Lamar Grant, Duke vs. Maryland, Oct. 26, 1996 (returned intercepted pass 100 yards); by Brandon Flowers, Virginia Tech vs. Boston College, Dec. 1, 2007 (returned blocked PAT 76 yards); by Nigel Bradham, Florida State vs. Virginia Tech, Dec. 4, 2010 (returned blocked PAT); by Kyler Brown, Duke vs. FIU, Sept. 1, 2012 (98-yard pass interception return); by Scoop Bradshaw, Syracuse vs. Wake Forest, Nov. 11, 2017 (86-yard blocked kick return); 1 by Juanyeh Thomas, Georgia Tech vs. Miami, Nov. 6, 2021 (98-yard return); 1 by Dorian Strong, Virginia Tech vs. Syracuse, Oct. 23, 2021 (95-yard return).

Season: 1 by Juanyeh Thomas, Georgia Tech vs. Miami, Nov. 6, 2021 (98-yard return); 1 by Dorian Strong, Virginia Tech vs. Syracuse, Oct. 23, 2021 (95-yard return).

Career: 12 by Alex Kessman, Pitt, 2017-20

Season: 1 by Juanyeh Thomas, Georgia Tech vs. Miami, Nov. 6, 2021 (98-yard return); 1 by Dorian Strong, Virginia Tech vs. Syracuse, Oct. 23, 2021 (95-yard return).

Career: 12 by Alex Kessman, Pitt, 2017-20

Season: 1 by Juanyeh Thomas, Georgia Tech vs. Miami, Nov. 6, 2021 (98-yard return); 1 by Dorian Strong, Virginia Tech vs. Syracuse, Oct. 23, 2021 (95-yard return).

Career: 12 by Alex Kessman, Pitt, 2017-20

Season: 1 by Juanyeh Thomas, Georgia Tech vs. Miami, Nov. 6, 2021 (98-yard return); 1 by Dorian Strong, Virginia Tech vs. Syracuse, Oct. 23, 2021 (95-yard return).

Career: 12 by Alex Kessman, Pitt, 2017-20

Season: 1 by Juanyeh Thomas, Georgia Tech vs. Miami, Nov. 6, 2021 (98-yard return); 1 by Dorian Strong, Virginia Tech vs. Syracuse, Oct. 23, 2021 (95-yard return).

Career: 12 by Alex Kessman, Pitt, 2017-20

Season: 1 by Juanyeh Thomas, Georgia Tech vs. Miami, Nov. 6, 2021 (98-yard return); 1 by Dorian Strong, Virginia Tech vs. Syracuse, Oct. 23, 2021 (95-yard return).

Career: 12 by Alex Kessman, Pitt, 2017-20

Season: 1 by Juanyeh Thomas, Georgia Tech vs. Miami, Nov. 6, 2021 (98-yard return); 1 by Dorian Strong, Virginia Tech vs. Syracuse, Oct. 23, 2021 (95-yard return).

Career: 12 by Alex Kessman, Pitt, 2017-20

Season: 1 by Juanyeh Thomas, Georgia Tech vs. Miami, Nov. 6, 2021 (98-yard return); 1 by Dorian Strong, Virginia Tech vs. Syracuse, Oct. 23, 2021 (95-yard return).

Career: 12 by Alex Kessman, Pitt, 2017-20

Season: 1 by Juanyeh Thomas, Georgia Tech vs. Miami, Nov. 6, 2021 (98-yard return); 1 by Dorian Strong, Virginia Tech vs. Syracuse, Oct. 23, 2021 (95-yard return).

Career: 12 by Alex Kessman, Pitt, 2017-20

Season: 1 by Juanyeh Thomas, Georgia Tech vs. Miami, Nov. 6, 2021 (98-yard return); 1 by Dorian Strong, Virginia Tech vs. Syracuse, Oct. 23, 2021 (95-yard return).

Career: 12 by Alex Kessman, Pitt, 2017-20

Season: 1 by Juanyeh Thomas, Georgia Tech vs. Miami, Nov. 6, 2021 (98-yard return); 1 by Dorian Strong, Virginia Tech vs. Syracuse, Oct. 23, 2021 (95-yard return).

Career: 12 by Alex Kessman, Pitt, 2017-20

Season: 1 by Juanyeh Thomas, Georgia Tech vs. Miami, Nov. 6, 2021 (98-yard return); 1 by Dorian Strong, Virginia Tech vs. Syracuse, Oct. 23, 2021 (95-yard return).

Career: 12 by Alex Kessman, Pitt, 2017-20

Season: 1 by Juanyeh Thomas, Georgia Tech vs. Miami, Nov. 6, 2021 (98-yard return); 1 by Dorian Strong, Virginia Tech vs. Syracuse, Oct. 23, 2021 (95-yard return).

Career: 12 by Alex Kessman, Pitt, 2017-20

Season: 1 by Juanyeh Thomas, Georgia Tech vs. Miami, Nov. 6, 2021 (98-yard return); 1 by Dorian Strong, Virginia Tech vs. Syracuse, Oct. 23, 2021 (95-yard return).

Career: 12 by Alex Kessman, Pitt, 2017-20

Season: 1 by Juanyeh Thomas, Georgia Tech vs. Miami, Nov. 6, 2021 (98-yard return); 1 by Dorian Strong, Virginia Tech vs. Syracuse, Oct. 23, 2021 (95-yard return).

Career: 12 by Alex Kessman, Pitt, 2017-20

KICKOFF RETURNS

Kickoff Returns

Game: 10 by Sean Riley, Syracuse vs. Pitt, Nov. 26, 2016; 9 by Olamide Zaccheaus, Virginia vs. Boise State, Sept. 25, 2015

Season: 53 by Sean Riley, Syracuse, 2016 (53 for 1,095 yards)

Career: 137 by T.J. Graham, NC State, 2008-11 (3,153 yards, 23.0 avg.)

Kickoff Return Yardage

Game: 282 by Justin Miller, Clemson vs. Florida State, Sept. 25, 2004 (6 returns)

Season: 1,309 Torrey Smith, Maryland, 2009 (51 returns, 25.7 avg.)

Career: 3,153 by T. J. Graham, NC State, 2008-11 (137 returns, 23.0 avg.)

Highest Kickoff Return Average

Season: (min of 10 returns) 36.4 by Levonte Whitfield, Florida State, 2013 (17 for 619 yards)

Season: (min of 20 returns) 33.2 by Joe Reed, Virginia, 2019 (24 for 796 yards)

Season: (min of 30 returns) 30.5 by Quadree Henderson, Pitt, 2016 (30 for 914 yards)

Career: (min of 30 returns) 31.4 Duke Johnson, Miami, 2012-14 (41 for 1288 yards)

Career: (min of 50 returns) 30.7 Justin Miller, Clemson, 2002-04 (50 for 1,534 yards)

Kickoff Returns for Touchdowns

Game: 2 by Justin Miller, Clemson vs. Florida State, Sept. 25, 2004

Season: 4 by C.J. Spiller, Clemson, 2009

Career: 7 by C.J. Spiller, Clemson, 2006-09 (NCAA record)

Longest Kickoff Returns

Longest Kickoff Return for TD: 100 yards by 33 players, last by Jawar Jordan, Louisville vs. Air Force, Dec. 28, 2021

Longest Non-Scoring Kickoff Return: 98 yards by Anthony Williams, Wake Forest vs. Maryland, Oct. 13, 1990

PUNT RETURNS

Punt Returns

Game: 9 by Kelley Rhino, Georgia Tech vs. The Citadel, Sept. 1, 2001 74 yards

Season: 56 by Steve Suter, Maryland, 2002 (771 yards, 13.8 avg.)

Career: 125 by Ledel George, NC State 1990-93 (1,191 yards, 9.5 avg.)

Most Yards on Punt Returns

Game: 180 by Willie Reid, Florida State vs. Penn State, Jan. 3, 2006 (7 returns)

Season: 771 by Steve Suter, Maryland, 2002 (56 returns, 13.8 avg.)

Career: 1,296 by Eddie Royal, Virginia Tech, 2004-07 (111 returns, 11.1 avg.)

Highest Punt Return Average

Game: (min of 3 returns) 42.7 by Brisly Estime, Syracuse vs. Notre Dame, 2016 (3 for 128 yards)

Season: (min of 10 returns) 22.0 by Bobby Bryant, South Carolina, 1966 (11 for 242, 2 TDs)

Career: (min of 30 returns) 18.02 by Brisly Estime, Syracuse, 2013-16 (41 for 739, 2 TDs)

INDIVIDUAL RECORDS

Punt Returns for Touchdowns

Game: 2 by Andre Purvis, North Carolina vs. Tulane, Nov. 13, 1993 (2 blocked punts in end zone); by Devin Hester, Miami vs. Louisiana Tech, Sept. 18, 2004 (51, 92 yards); by Ryan Switzer, North Carolina vs. Pitt, Nov. 16, 2013 (61, 65 yards); by Greg Dortch, Wake Forest vs. Towson, Sept. 8, 2018 (70, 60 yards)

Season: 5 by Ryan Switzer, North Carolina, 2013 (502 yards on 24 returns, 20.9 avg.)

Career: 7 by Ryan Switzer, North Carolina, 2013-16 (5 in 2013, 2 in 2015)

Longest Punt Returns

Longest Punt Return for TD: 98 yards by Bobby Bryant, South Carolina vs. NC State, Oct. 8, 1966

Longest Non-Scoring Punt Return: 84 yards by Carroll McClain, South Carolina vs. Clemson, Oct. 20, 1955

INTERCEPTIONS

Most Passes Intercepted By

Game: 4 by Pat Watson, South Carolina vs. Wake Forest, Nov. 9, 1968; by Lendell Jones, Maryland vs. Duke, Oct. 23, 1982; by A.J. Greene, Wake Forest vs. Georgia Tech, Nov. 21, 1987; by Mario Edwards, Florida State vs. Wake Forest, Nov. 14, 1998

Season: 14 by Gerod Holliman, Louisville, 2014 (245 yards, 1 TD)

Career: 21 by Alphonso Smith, Wake Forest, 2005-08 (248 yards, 3 TD)

Most Interception Return Yardage

Game: 170 by Kendric Burney, North Carolina vs. Miami, Nov. 14, 2009 (3 interceptions, 1 TD)

Season: 245 by Gerod Holliman, Louisville, 2014 (14 interceptions, 1 TD)

Career: 395 by John Talley, Duke, 2003-06 (18 interceptions, 1 TD)

Most Interceptions Returned for Touchdowns

Season: 3 by Marcus McGruder, Wake Forest, 2004; by Aaron Curry, Wake Forest, 2007; by Alphonso Smith, Wake Forest, 2007

Career: 4 by Alphonso Smith, Wake Forest, 2005-08; by Randy Neal, Virginia, 1991-94

Longest Interception Return for TD: 100 (103 actual) by Dickie Lewis, Maryland vs. NC State, Nov. 22, 1956; by Tom Brown, Maryland vs. Virginia, Nov. 24, 1962; 100 (102 actual) by Don Kelley, Clemson vs. Duke, Oct. 24, 1970; by Reggie Love, North Carolina vs. Tulane, Sept. 17, 1994; by Marcus Hudson, NC State vs. Duke, Nov. 3, 2001; by Alphonso Smith, Wake Forest vs. Maryland, Sept. 22, 2007; by Brian Walker, North Carolina vs. San Diego State, Sept. 6, 2014.

Longest Non-Scoring Interception Return: 89 by Kevin Benson, Maryland vs. Virginia, Nov. 10, 1973

TACKLES

Total Tackles

Season: 203 by Ed Stetz, Wake Forest, 1971

Career: 532 by Luke Kuechly, Boston College, 2009-11

Tackles Per Game

Season: 18.5 by Ed Stetz, Wake Forest, 1971 (203 tackles, 11 games)

Quarterback Sacks

Game: 7 by Pat Swilling, Georgia Tech vs. NC State, September 14, 1985 (53 yards in losses)

Season: 19 by Peter Boulware, Florida State, 1996 (101 yards in losses)

Career: 40.0 by Chris Slade, Virginia, 1989-92

TEAM RECORDS

Below are the ACC's single-game and single-season team football records since 1953. Beginning in 2002, in conjunction with the NCAA, bowl games were included in the final statistics. Prior to 2002, season totals do not reflect bowl games.

TOTAL OFFENSE

Single Game - Total Offense

Most Plays

106 by Syracuse (61) vs. Pitt (76), Nov. 26, 2016 (45 rush, 61 pass, 668 yards)

Fewest Plays

38 by Clemson (33) vs. Presbyterian (0), Sept. 17, 1955 (24 rush, 14 pass)

Most Yards Gained

858 by Florida State (69) vs. Maryland (21), Nov. 7, 1992 (396 rush, 462 pass)

Fewest Yards Gained

29 by Maryland (0) vs. Syracuse (29), Oct. 3, 1959 (8 rush, 21 pass)

Most Yards Gained - Losing Team

668 by Syracuse (61) vs. Pitt (76), Nov. 26, 2016; 668 by Wake Forest (59) vs. Louisville (62), Oct. 12, 2019

Highest Average Gain Per Play

13.9, Pitt (52) vs. Virginia Tech (22), Nov. 10, 2018 (654 yards on 47 plays); 13.5 by Georgia Tech (66) vs. Kansas (24), Sept. 17, 2011 (768 yards on 57 plays);

Most Yards Gained - Two Teams

1,355 by Wake Forest (734) & Syracuse (621), Nov. 11, 2017

Single Game - Total Defense

Fewest Yards Allowed

17 by NC State (67) vs. Western Carolina (0), Sept. 1, 1990 (-4 run, 21 pass)

Most Yards Allowed

858 by Maryland (21) vs. Florida State (69), Nov. 14, 1992 (396 run, 462 pass)

Season - Total Offense

Most Yards Gained

7,931 by Clemson, 2019 (3,606 run, 4,325 pass, 1,075 plays in 15 games)

Most Yards Gained Per Game

550.7 by Florida State, 1995 (6,058 yards in 11 games)

Fewest Yards Gained

1,650 by Wake Forest, 1963 (876 run, 774 pass in 10 games)

Fewest Yards Per Game

165.0 by Wake Forest, 1963 (1,650 in 10 games)

Most Yards Per Play

7.67 by Florida State, 2013 (947 plays for 7,267 yards)

Fewest Yards Per Play

2.8 by Wake Forest, 1963 (590 for 1650 yards)

Most Plays

1,220 by Clemson, 2016 (7,555 yards in 15 games)

Most Plays Per Game

85.9 by Maryland, 1992 (945 in 11 games)

Season - Total Defense

Fewest Yards Allowed

1,691 yards by Maryland, 1955 (759 run, 932 pass in 10 games)

Fewest Yards Allowed Per Game

169.1 by Maryland, 1953 (1,691 in 10 games)

Most Yards Allowed

6,472 by North Carolina, 2014 (3,126 run, 3,346 pass in 13 games)

Most Yards Allowed Per Game

553.0 by Maryland, 1993 (6,083 in 11 games)

Fewest Yards Allowed Per Play

3.25 by Florida State, 1996 (776 plays, 2,524 yards)

Most Yards Allowed Per Play

7.32 by Maryland, 1993 (830 plays, 6,083 yards)

Fewest Plays Allowed

518 by Clemson, 1953 (9 games)

Fewest Plays Allowed Per Game

52.8 by Clemson, 1954 (528 in 10 games)

RUSHING

Single Game - Rushing

Most Rushes

94 by Wake Forest (51) vs. Tulsa (21), Oct. 16, 1971 (528 yards)

Fewest Rushes

10 by Wake Forest (23) vs. NC State (52), Nov. 18, 1995 (13 yards)

Most Yards Gained Rushing

604 by Georgia Tech (66) vs. Kansas (24), Sept. 17, 2011 (50 attempts)

Fewest Yards Rushing

Minus 58 by Maryland (7) vs. Navy (19), Nov. 6, 1965 (21 attempts)

Highest Average Per Rush

13.67, Pitt (52) vs. Virginia Tech (22), Nov. 10, 2018 (492 yards on 36 rushes); 13.30, Clemson (77) at Louisville (16), Nov. 3, 2018 (492 yards on 37 rushes)

Most Touchdowns by Rush

10 by Clemson (82) vs. Wake Forest (24), Oct. 31, 1981

Most Yards Rushing - Losing Team

445 by Maryland (30) vs. Virginia (34), Nov. 20, 1999

Most Yards Rushing - Two Teams

933 by Maryland (582) & Virginia (351), Nov. 22, 1975

Single Game - Rushing Defense

Fewest Yards Allowed

Minus 56 yards by Georgia Tech (52) vs. Tulsa (10), Jan. 3, 2004 (26 attempts)

Most Yards Allowed

645 by North Carolina (38) vs. Baylor (39), Dec. 29, 2015; 582 by Virginia (24) vs. Maryland (62), Nov. 22, 1975 (67 attempts)

Season - Rushing Offense

Most Rushing Attempts

808 by Georgia Tech, 2012 (14 games, 4,357 yards)

Most Yards Gained

4,789 by Georgia Tech, 2014 (342.1 average)

Most Touchdowns by Run

49, Clemson, 2018 (568 attempts, 15 games)

Highest Average Per Rush

6.55, Clemson, 2018 (3,723 yards on 568 attempts)

Highest Per Game Average

342.1 by Georgia Tech, 2014 (4,789 yards in 14 games)

Most Rushing Attempts Per Game

67.6 by Wake Forest, 1971 (744 attempts, 3,344 yards in 11 games)

Fewest Yards Gained

479 by Wake Forest, 2014 (383 attempts, 12 games)

Lowest Average Per Rush

1.25 by Wake Forest, 2014 (479 yards on 383 attempts)

Fewest Yards Gained Per Game

39.9 by Wake Forest, 2014 (479 yards, 12 games)

Fewest Touchdowns by Run

2 by Maryland, 1967 (405 attempts, 9 games)

Single-Season Per-Game Improvement

+117.5 yards per game by North Carolina, 1986 (averaged 135.0 per game in 1985 & 252.5 per game in 1986)

Season - Rushing Defense

Fewest Yards Allowed

571 by Florida State, 1997 (11 games, 51.9 per game average)

Fewest Yards Allowed Per Game

51.9 by Florida State, 1997 (571 yards, 11 games)

Lowest Rush Per Play Allowed

1.5 by Florida State, 1997 (571 yards, 379 attempts)

Fewest Rushing Touchdowns Allowed

3 by Florida State, 1992 (11 games)

Most Yards Allowed

4,158 by Virginia, 1975 (378.0 average, 11 games)

Most Yards Allowed Per Game

378.0 by Virginia, 1975 (4,158 yards, 11 games)

Highest Rush Per Play Allowed

6.3 by Maryland, 1993 (3,490 yards, 554 attempts)

Most Rushing Touchdowns Allowed

47 by Virginia, 1975 (11 games)

PASSING

Single Game - Passing Offense

Most Passes Attempted

78 by Wake Forest (26) vs. Duke (42), Oct. 28, 1995 (completed 55 for 478 yards)

Most Passes Completed

55 by Wake Forest (26) vs. Duke (42), Oct. 28, 1995 (attempted 78 for 478 yards)

Most Yards Gained

580 by Clemson (42) vs. Pitt (43), Nov. 12, 2016 (completed 52 of 70)

Most Touchdown Passes

8 by Louisville (70) vs. Charlotte (14), Sept. 1, 2016
7 by Florida State (77) vs. NC State (17), Sept. 16, 1995; by Clemson (77) vs. Georgia Tech (7), Oct. 17, 2020

Fewest Passes Completed

0 by many teams: most recently by Georgia Tech (49) at Virginia Tech (28), Oct. 25, 2018 (1 pass attempt).

Best Completion Percentage

(Min. 10 att.) 1.000 by North Carolina (59) vs. William & Mary (36), Oct. 5, 1991 (11 of 11, 152 yards); by Wake Forest (29) vs. Navy (19), Dec. 20, 2008 (11 of 11, 166 yards)
(Min. 15 att.) .938 by Duke (6) vs. Georgia Tech (0), Oct. 29, 1960 (15 of 16, 143 yards)

Most Passes Had Intercepted

7 by Duke (7) vs. Navy (40), Nov. 6, 1954; NC State (6) vs. Florida (14), Oct. 3, 1970; Georgia Tech (6) vs. Wake Forest (33), Nov. 21, 1987; Duke (25) vs. Maryland (42), Nov. 14, 1998

Most Yards Gained - Losing Team:

580 by Clemson (42) vs. Pitt (43), Nov. 12, 2016 (completed 52 of 70)

TEAM RECORDS

Most Yards Gained - Two Teams

1,130 by Pitt (58) vs. Duke (55), Sept. 21, 2013 (Pitt 598, Duke 532)

Fewest Passing Yards Gained - Two Teams

10 by Wake Forest (0) vs. North Carolina (10), Oct. 23, 1971 (North Carolina 7, Wake Forest 3)

Most Passes Attempted - Two Teams

112 by Wake Forest (60) vs. Boston College (52), Sept. 1, 2007; by Wake Forest (49) vs. Texas A&M (63), Dec. 29, 2017

Most Consecutive Passes Attempted Without a Rushing Play

32 by NC State vs. Duke, Nov. 11, 1989 (3rd & 4th quarters, completed 16)

Single Game - Passing Defense

Most Passes Intercepted By

7 by NC State (28) vs. Iowa (20), Nov. 21, 1965; Wake Forest (33) vs. Georgia Tech (6), Nov. 21, 1987; Maryland (42) vs. Duke (25), Nov. 14, 1998

Fewest Yards Allowed

Minus 1 by Duke (7) vs. Wake Forest (7), Nov. 10, 1973; Maryland (6) vs. Clemson (6), Oct. 10, 1956

Season - Passing Offense

Most Passes Attempted

659 by Boston College, 2007 (390 completed, 4,535 yards, 31 TDs)

Most Passes Completed

422 by Clemson, 2016 (629 attempted, 5,009 yards, 45 TDs)

Most Yards Gained

5,009 by Clemson, 2016 (completed 422 of 629, 45 TDs, 15 games)

Most Yards Gained Per Game

384.0 by Florida State, 2000 (290 of 496 for 4,608 yards, 36 TDs in 12 games)

Most Touchdown Passes

45 by Clemson, 2016 (15 games)

Most Touchdown Passes Per Game

3.18 by Florida State, 1995 (36 TDs in 11 games)

Highest Completion Percentage

.720 by NC State, 2003 (357 of 496, 4,580 yards, 35 TDs in 13 games)

Fewest Passes Attempted

72 by Clemson, 1956 (21 completed, 321 yards)

Fewest Passes Completed

21 by Clemson, 1956 (72 attempted, 321 yards)

Fewest Yards Gained

321 by Clemson, 1956 (completed 21 of 72, 1 TD)

Fewest Yards Per Game

30.9 by Wake Forest, 1971 (32 of 80 for 340 yards in 11 games)

Fewest Touchdown Passes

0 by Wake Forest, 1957 (10 games)

Lowest Completion Percentage

.292 by Clemson, 1956 (21 of 72 for 346 yards)

Most Passes had Intercepted

34 by Virginia, 1972 (153 of 372 for 2,011 yards, 15 TDs)

Highest Interception Percentage

14.1 pct. by South Carolina, 1954 (19 of 135)

Fewest Passes had Intercepted

2 by Virginia, 1991 (162 of 269, 2,333 yards, 22 TD)

Lowest Interception Percentage

0.70 pct. by Virginia, 1991 (2 in 269 attempts)

Season - Passing Defense

Most Passes Attempted Against

549 vs. Pitt, 2016 (350 completed for 4,331 yards, 28 TDs 13 games)

Most Passes Completed Against

350 vs. Pitt, 2016 (350 completed for 4,331 yards, 28 TDs 13 games)

Most Passing Yards Allowed

4,331 vs. Pitt, 2016 (350 of 549 for 4,331 yards, 28 TDs 13 games)

Most Passing Yards Allowed Per Game

333.2 by Pitt, 2016 (350 of 549, 4,331 yards, 28 TDs, 13 games)

Fewest Passes Attempted Against

95 vs. NC State, 1956 (44 completed for 530 yards, 5 TDs, 10 games)

Fewest Pass Completed Against

43 vs. South Carolina, 1956 (107 attempted for 476 yards, 10 games)

Fewest Yards Allowed

476 by South Carolina, 1956 (43 of 107, 10 games)

Fewest Yards Allowed Per Game

47.6 by South Carolina, 1956 (476 in 10 games)

Most Touchdown Passes Allowed

32 by Duke, 2021 (241 of 405 for 3,741 yards in 12 games)

Fewest Touchdown Passes Allowed

0 vs. Clemson, 1956 (10 games)

Most Passes Intercepted By

30 by Maryland, 1955 (10 games)

Fewest Passes Intercepted By

1 by North Carolina, 2016 (13 games)

Lowest Completion Percentage

.329 by Wake Forest, 1956 (47 of 143 for 497 yards, 1 TD, 10 games)

Highest Completion Percentage Allowed

.667 vs. Duke, 1993 (194 of 291 for 2,624 yards, 22 TDs, 11 games)

SCORING

Points - Single Game

Most Points Scored

82 by Clemson (82) vs. Wake Forest (24), Oct. 31, 1981 (10 TD run, 2 TD pass, 10 PAT)

Most Points Scored Two Teams

137 by Pitt (76) vs. Syracuse (61), Nov. 26, 2016; 126 by Wake Forest (70) & Army (56), Oct. 23, 2021; 124 by North Carolina (63) and Appalachian State (61), Sept. 3, 2022; 121 by Louisville (62) & Wake Forest (59), Oct. 12, 2019; 118 by Georgia Tech (68) & North Carolina (50), Nov. 10, 2012; 115, Virginia (49) at BYU (66), Oct. 30, 2021; 113 by North Carolina (58) & Wake Forest (55), Nov. 6, 2021; 113 by Pitt (58) & Duke (55), Sept. 21, 2013; 112 by North Carolina (59) & Wake Forest (53), Nov. 14, 2020

Most Points Scored Two ACC Teams

137 by Pitt (76) & Syracuse (61), Nov. 26, 2016; 121 by Louisville (62) & Wake Forest (59), Oct. 12, 2019; 118 by Georgia Tech (68) & North Carolina (50), Nov. 10, 2012; 113 by North Carolina (58) & Wake Forest (55), Nov. 6, 2021; 113 by Pitt (58) & Duke (55), Sept. 21, 2013; 112 by North Carolina (59) & Wake Forest (53), Nov. 14, 2020

Fewest Points Scored - Two Teams

0 by NC State vs. Miami, Oct. 18, 1957

Fewest Points Scored - Two ACC Teams

3 by North Carolina (3) vs. Wake Forest (0), Oct. 22,

1966; by Duke (3) vs. Wake Forest (0), Nov. 11, 1978; by Wake Forest (3) vs. Boston College (0), Oct. 10, 2015

Most Points Scored by Losing Team

61 by Syracuse (61) vs. Pitt (76), Nov. 26, 2016; 59 by Wake Forest (59) vs. Louisville (62), Oct. 12, 2019

Fewest Points Scored by Winning Team

3 by Clemson (3) vs. Duke (2), Oct. 16, 1965; Clemson (3) vs. TCU (0), Oct. 23, 1965; NC State (3) vs. Florida State (0), Nov. 13, 1965; North Carolina (3) vs. Wake Forest, Oct. 22, 1966; Duke (3) vs. Wake Forest (0), Nov. 11, 1978; by Wake Forest (3) vs. Boston College (0), Oct. 10, 2015

Margin of Victory

77 by Miami (77) vs. Savannah State (0), Sept. 8, 2018

Most Points in a Tie Game

86 by Duke (43) & NC State (43), Nov. 12, 1988

Fewest Points in a Tie Game

0 by NC State (0) vs. Miami (0), Oct. 18, 1957

Most Points in One Quarter

41 by Boston College (76) vs. Howard (0), Sept. 12, 2015; 39 by Maryland (59) vs. North Carolina (21), Nov. 1, 2003 (2nd quarter)

Most Points in One Half

62 by Boston College (76) vs. Howard (0), Sept. 12, 2015

Points Scored by Both Teams in a One Point Decision

89 by North Carolina (45) vs. Duke (44), Nov. 25, 2006; by Florida State (44) vs. ULM (45), Sept. 7, 2019

Most Touchdowns Scored

12 by Clemson (82) vs. Wake Forest (24), Oct. 31, 1981 (10 run, 2 pass)

Most Extra Points by Kicking

11 by Florida State (77) vs. NC State (17), Sept. 16, 1995 (11 attempts); by North Carolina (80) vs. Old Dominion (20), Nov. 23, 2013 (11 attempts); by Florida State (80) vs. Idaho (14), Nov. 23, 2103 (11 attempts); by Florida State (77) vs. Delaware State (6), Nov. 18, 2017 (11 attempts); by Miami (77) vs. Savannah State (0), Sept. 8, 2018; by Clemson (77) vs. Louisville (16), Nov. 3, 2018

Most Defensive Extra Points Scored

1 by Georgia Tech (19) vs. Duke (30), Oct. 28, 1989; by Virginia (27) vs. NC State (30), Nov. 25, 1994; by Duke (19) vs. Maryland (22), Oct. 26, 1996; by Virginia Tech (30) vs. Boston College (16), Dec. 1, 2007; by Florida State (34) vs. Virginia (14), Dec. 4, 2010; by Duke (46) vs. FIU (6), Sept. 1, 2012; by Syracuse (43) vs. Wake Forest (64), Nov. 11, 2017; 1, Virginia Tech (30) vs. Miami (33), Nov. 6, 2021; 1, Virginia Tech (36) vs. Syracuse (41), Oct. 23, 2021

Most Field Goals Made

6 by Florida State vs. Mississippi, Sept. 5, 2016; Clemson vs. Texas A&M, Sept. 3, 2005 (6 attempts); by North Carolina (38) vs. Duke (0), Nov. 20, 1999 (6 attempts); by Duke (18) vs. Clemson (18), Oct. 16, 1976 (7 attempts); by Clemson (25) vs. Boston College (7), Sept. 19, 2009 (6 attempts)

Most Field Goals Attempted

7 by Duke (18) vs. Clemson (18), Oct. 16, 1976 (made 6); by Georgia Tech (27), NC State (17), Oct. 20, 2001 (made 3); by Wake Forest (12) at Florida State (3), Sept. 20, 2008 (made 4)

Most Field Goals Attempted - Two Teams

12 by Clemson (6) vs. Georgia (6), Sept. 17, 1983 (made 6)

TEAM RECORDS

Season - Scoring Offense

Most Points Scored

723 by Florida State, 2013 (14 games, 51.6 average)

Highest Scoring Average

51.6 by Florida State, 2013 (723 points in 14 games)

Largest Scoring Margin

39.5 by Florida State, 2013 (51.6 to 12.1)

Fewest Points Scored

37 by Wake Forest, 1963 (10 games, 3.7 average)

Lowest Scoring Average

3.7 by Wake Forest, 1963 (37 points in 10 games)

Largest Scoring Deficit

28.1 by Wake Forest, 1963 (3.7 to 31.8)

Most Touchdowns Scored

94 by Florida State, 2013 (42 run, 42 pass, 10 return in 14 games)

Most Touchdowns Per Game

6.71 by Florida State, 2013 (42 run, 42 pass, 10 return in 14 games)

Fewest Touchdowns Scored

5 by Wake Forest, 1963 (4 rush, 1 pass)

Most Extra Points Made by Kicking

94 by Florida State, 2013 (attempted 94)

Most Extra Points Attempted by Kicking

94 by Florida State, 2013 (made 94)

Most Field Goals Made

30 by Syracuse, 2018 (attempted 34)

Most Field Goals Attempted

34 by Florida State, 2007 (made 27); by Syracuse, 2018 (made 30)

Season - Scoring Defense

Fewest Points Allowed

31 by Maryland, 1953 (10 games, 3.1 average)

Fewest Points Allowed Per Game

3.1 by Maryland, 1953 (31 points, 10 games)

Most Points Allowed

529 by Louisville, 2018 (44.1 points per game in 12 games)

Most Points Allowed Per Game

44.6 by Duke, 2001 (491 points in 11 games)

Fewest Touchdowns Allowed

5 by Maryland, 1953 (4 rush, 1 pass)

Most Touchdowns Allowed

71 by Louisville, 2018 (40 rush, 23 pass, 6 ret.)

PUNTING

Single Game - Punting

Most Punts

15 by Virginia vs. South Carolina, Sept. 9, 1972 (518 yards, 1 blocked)

Most Yards Punting

601 by Wake Forest vs. Maryland, Oct. 20, 1973 (13 punts)

Best Punting Average

57.7 by Wake Forest vs. Clemson, Nov. 16, 2019 (9 for 519 yards)

Season - Punting

Most Punts Attempted

96 by Wake Forest, 2012 (3,867 yards, 40.3 average, 12 games)

Fewest Punts Attempted

31 by Georgia Tech, 1999 (1,326 yards, 42.8 average)

Best Net Punting Average

45.0 by Miami, 2020 (50 punts for 2,347 yards, 59 punt return yards)

Worst Net Punting Average

25.1 by Duke, 1955 (41 punts for 1,292 yards, 22 returns for 262 yards)

PUNT RETURNS

Single Game - Punt Returns

Most Punt Returns

11 by Clemson vs. Georgia Tech, Sept. 26, 1987 (227 yards)

Most Punt Return Yardage

260 by North Carolina vs. Elon, Sept. 1, 2012 (9 returns); 227 by Clemson vs. Georgia Tech, Sept. 26, 1987 (11 returns)

Single Game - Punt Returns

Most Punts Returned For Touchdowns

2 by Duke vs. Navy, Oct. 1, 1977; by North Carolina vs. Tulane, Nov. 13, 1993; by Miami vs. Louisiana Tech, Sept. 18, 2004; by North Carolina vs. Pitt, Nov. 16, 2013; by Wake Forest vs. Towson, Sept. 8, 2018

Season - Punt Returns

Most Punt Returns

56 by Maryland, 1973 (608 yards, 10.9 average)

Most Punt Return Yardage

801 by Florida State, 2005 (54 for 14.8 average)

Highest Punt Return Average

23.7 by North Carolina, 1955 (16 for 379 yards)

Most Punt Returns for Touchdowns

KICKOFF RETURNS

7 by Miami, 2004 (42 returns in 12 games)

Single Game - Kickoff Returns

Most Kickoff Returns

11 by Wake Forest (14) vs. Maryland (62), Oct. 30, 2010 (161 yards); by North Carolina vs. Georgia Tech, Nov. 10, 2012 (267 yards); by Syracuse vs. Louisville, Sept. 9, 2016 (189 yards); by Syracuse vs. Pitt, Nov. 26, 2016 (191 yards)

Most Kickoff Return Yardage

286 by Clemson vs. Florida State, Sept. 25, 2004 (7 returns)

Season - Kickoff Returns

Most Kickoff Returns

69 by Maryland, 1993 (1,211 yards, 17.6 average in 11 games); 69 by Wake Forest, 2010 (1,420 yards, 20.6 average in 12 games)

Most Kickoff Return Yardage

1,505 by Miami, 2013 (60 ret., 25.1 avg. in 13 games)

Highest Kickoff Return Average

30.8 by Florida State, 1992 (26 for 801)

Most Kickoff Returns for TDs

4 by Clemson, 2009 (46 returns); 4 by Duke, 2015 (38 returns)

Fewest Kickoff Returns

13 by Virginia, 2021 (206 yards, 15.8 avg.)

Consecutive Games not Allowing a TD Return

323 games by Virginia (Sept. 21, 1974 to Sept. 7, 2002)

FIRST DOWNS

Single Game - First Downs

Most First Downs

40 by Florida State vs. Maryland, Nov. 7, 1992 (16 run, 22 pass, 2 penalty); by Clemson vs. South Carolina, Nov. 26, 2016 (17 rushing, 20 pass, 3 penalty); by Wake Forest (59) vs. Louisville (62), Oct. 12, 2019 (16 rush, 20 pass, 4 penalty)

Most First Downs by Rushing

32 by Wake Forest (51) vs. Tulsa (21) Oct. 16, 1971

Most First Downs by Passing

31 by Clemson (42) vs. Pitt (43), Nov. 12, 2016

Most First Downs by Penalty

8 by Virginia vs. Boston College, Oct. 8, 2005; by Duke vs. Miami, Oct. 31, 2015; by NC State vs. Duke, Oct. 3, 2020

Most First Downs - Two Teams

66 by Syracuse (33) & Wake Forest (33), Nov. 11, 2017

Season - First Downs

Most First Downs

403 by Clemson, 2016 (133 run, 235 pass, 35 penalties)

Most First Downs Rushing

259 by Georgia Tech, 2014 (14 games)

Most First Downs Passing

235 by Clemson, 2016 (15 games)

Most First Downs Penalty

44, Wake Forest, 2021 (14 games)

Most First Downs Allowed

344 by North Carolina, 2015 (14 games), (184 run, 134 pass, 26 penalties)

Fewest First Downs Gained

84 by NC State, 1953 (51 run, 27 pass, 6 penalties)

Fewest First Downs Allowed

96 by Clemson, 1954 (59 run, 28 pass, 9 penalty)

Single Game- Turnovers

TURNOVERS

Most Turnovers

9 by Wake Forest (0) vs. Duke (26), Nov. 17, 1956 (8 fumbles, 1 interception)

Most Fumbles

14 by Clemson (33) vs. Presbyterian (7), Sept. 19, 1953 (lost 5)

Most Fumbles Lost

8 by Wake Forest (0) vs. Duke (26), Nov. 17, 1956 (fumbled 12 times)

Most Fumbles - Two Teams

16 by Wake Forest (12) vs. Duke (4), Nov. 17, 1956

Most Fumbles Lost - Two Teams

11 by Wake Forest (8) vs. Duke (3), Nov. 17, 1956

Season - Turnovers

Most Turnovers By

47 by Virginia, 1972 (13 fumbles, 34 interceptions); by Maryland, 1970 (27 fumbles, 20 interceptions)

Most Fumbles By

52 by NC State, 1976 (lost 22)

Most Fumbles Lost

27 by Maryland, 1970 (47 turnovers)

Fewest Fumbles By

11 by Florida State, 1999 (lost 4); by Georgia Tech, 1985 (lost 8)

TEAM RECORDS

Fewest Fumbles Lost

2 by Clemson, 1994 (17 fumbles)

Most Opponents Turnovers

42 by Virginia, 1979 (18 fumbles, 24 interceptions)

Most Opponent Fumbles

43 vs. NC State, 1970 (recovered 23)

Most Opponent Fumbles Recovered

23 by NC State, 1970

Most Opponent Fumbles Returned for TD

7 by Georgia Tech, 1998 NCAA Record

PENALTIES

Single Game - Penalties

Most Penalties

23 by Miami vs. Duke, Oct. 31, 2015 (194 yards);

Most Penalty Yardage:

231 by Virginia vs. Davidson, Oct. 5, 1968, (17 penalties)

Season - Penalties

Most Penalties

123 by Florida State, 2000 (1,130 yards)

Most Penalty Yardage

1,130 by Florida State, 2000 (12 games)

Fewest Penalties

27 by Wake Forest, 1960 (288 yards)

Fewest Yards Penalized

279 by Wake Forest, 1966 (29 penalties)

MISCELLANEOUS

Most Wins in a Season

15 by Clemson, 2018 (15-0)

Most Losses in a Season

12 by Duke, 2006 (0-12)

Consecutive Victories (all games)

29 by Clemson, 2018-19

29 by Florida State, 2012-14

17 by Florida State, 1999-00

17 by Clemson, 2014-15

16 by Florida State, 1992-93

Consecutive Defeats (all games)

28 by Virginia, 1958-1960

Consecutive Victories (ACC games)

29 by Florida State, 1992-95

28 by Florida State, 2012-15

28 by Clemson, 2017-20

Consecutive Defeats (ACC games)

30 by Duke, 1999-03

Consecutive Games Scored

332 by Virginia Tech, 1995-present (210 are as a ACC member)

Consecutive Shutouts by Defense

4 by Clemson, 1959

Consecutive Times Shutout

6 by Wake Forest, 1963

Most Shutouts in a Season

6 by Maryland, 1953

Most Times Shutout in a Season

7 by Wake Forest, 1963

Consecutive Shutouts (ACC games)

4 by Clemson, 1959

Consecutive Times Shutout (ACC games)

4 by Wake Forest, 1963

Consecutive Quarters Opponents Held Scoreless

16 by Clemson, 1959

Consecutive Quarters Shutout

26 by Wake Forest, 1963

Consecutive Non-Losing ACC Seasons

20 by Georgia Tech, 1995-2014

Consecutive Non-Winning ACC Seasons

18 by Duke, 1995-2012

Consecutive 10-Win Seasons

12 by Clemson (2011-present) in ACC

13 by Florida State (1987-2000) Overall

Most Improved Won-Lost Record

7 games by Wake Forest, 1979 (1-10 to 8-4)

7 games by Wake Forest, 2006 (4-7 to 11-3)

7 games by Maryland, 2009 (2-10 to 9-4)

Largest Deficit Overcome to Win a Game

31 by Maryland (42) vs. Miami (40), Nov. 10, 1984 (trailed 31-0 with 12:35 remaining in 3rd quarter)

Largest Deficit Overcome in ACC Game

28 by Clemson (29) vs. Virginia (28), Oct. 10, 1992 (trailed 28-0 with 1:53 remaining in 2nd quarter); 27

by NC State (56) vs. Maryland (41), Nov. 26, 2011 (trailed by 27 with 10:50 remaining in 3rd quarter)

Most Wins for First-Year Head Coach

11 by Jeff Jagodzinski, Boston College, 2007 (11-3)

Consecutive Wins to Open Season for First-Year Head Coach

8 by Jeff Jagodzinski, Boston College, 2007

Most ACC 30-point Games in a Season: 99 in 2016

Most ACC 40-point Games in a Season: 51 in 2018, 2021

Most Non-Offensive Touchdowns in a Season

52 in 2013 (12 punt returns – one blocked; 8 kickoff

returns, 22 pass interception returns; nine fumble

returns; one blocked field goal return

SINGLE-SEASON IMPROVEMENT

Rushing Offense

In 2013, Boston College recorded the best rushing offense single-season improvement in ACC history ... fueled by Doak Walker award-winner Andre Williams, the Eagles improved more than 120 yards a game on the ground ... North Carolina was next best, finishing the 1986 season second in the ACC and 10th nationally in rushing yards per game at 252.5 yards per game.

School	Year	PG	Year	PG	Imp.
Boston College	2012	90.9	2013	212.5	+121.6
Syracuse	2020	92.0	2021	213.5	+121.5
North Carolina	1985	135.0	1986	252.5	+117.5
Virginia	2003	130.2	2004	242.8	+112.6
Wake Forest	1998	65.4	1999	211.0	+110.3
Georgia Tech	1994	104.1	1995	211.0	+106.9

Passing Offense

Under first-year head coach Dino Babers, Syracuse showed historical improvement in its passing game in 2016, recording the second-best improvement in league history ... Duke has shown the ability to dramatically improve its passing attack three times in its history ... the Blue Devils' turnarounds in 1968, 1980 and 1987 are three of the top six passing game improvements in ACC history.

School	Year	PG	Year	PG	Imp.
Maryland	1991	165.0	1992	329.8	+164.8
Syracuse	2015	156.8	2016	321.2	+164.4
Duke	1967	120.4	1968	265.3	+144.9
Duke	1986	179.9	1987	313.0	+133.1
Virginia	2020	260.6	2021	392.6	+132.0
Duke	1979	107.5	1980	228.0	+120.5

Total Offense

Wake Forest recorded the third-best offensive improvement in ACC history in 2017, improving 154.3 yards per game from previous year ... Virginia has shown the ability to dramatically improve its offense from one year to the next ... In 1964, 1968 and 2010, Virginia has recorded three of the top offensive one-year improvements in ACC history ... Syracuse, led by its pass-happy attack, also showed marked improvement offensively in 2016.

School	Year	PG	Year	PG	Imp.
Maryland	1991	271.5	1992	466.5	+195.0
NC State	1971	246.5	1972	432.5	+186.0
Wake Forest	2016	311.5	2017	465.8	+154.3
Virginia	1963	168.0	1964	312.7	+144.7
Virginia	2009	269.6	2010	404.8	+135.2
Virginia	2020	330.3	2021	463.9	+133.6
Virginia	1967	311.2	1968	439.4	+128.2
Florida State	1999	425.7	2000	549.0	+123.3
Syracuse	2015	319.9	2016	440.8	+120.9

Rushing Defense

Wake Forest finished the 1997 season fourth in the ACC and 10th nationally in rushing yardage defense per game 96.1 ... the 158.3 yards per game improvement from the previous season marked the best single-season improvement in ACC history.

School	Year	Yds.	Year	Yds.	Imp.
Wake Forest	1996	254.4	1997	96.1	+158.3
Georgia Tech	1994	230.4	1995	91.2	+139.2
North Carolina	1968	234.7	1969	108.5	+126.2
Duke	2001	245.6	2002	120.5	+125.1
North Carolina	1989	237.6	1990	122.6	+115.0

Passing Defense

Virginia dramatically improved its pass defense in 2017, recording the second-best turn-around in league history...NC State finished the 2004 season first in the ACC and fourth nationally in passing yardage defense per game 119.0 ... the 165.0 yards per game improvement from the previous season marked the best single-season improvement in ACC history.

School	Year	Yds.	Year	Yds.	Imp.
NC State	2003	284.1	2004	119.0	+165.0
Virginia	2016	256.6	2017	165.8	+90.8
Duke	1989	229.9	1990	142.3	+87.6
Virginia	1968	192.6	1969	107.3	+85.3
Florida State	2007	245.4	2008	162.4	+83.0
Duke	1987	264.6	1988	182.7	+81.9

Total Defense

NC State recorded the best turnaround on defense from 2003 to 2004, leading the nation in total defense in 2004, yielding 221.4 yards per game ... the year before, the Wolfpack was 89th nationally allowing 421.0 yards per game.

School	Year	Yds.	Year	Yds.	Imp.
NC State	2003	421.0	2004	221.4	+199.6
North Carolina	1976	365.3	1977	238.5	+126.8
North Carolina	1968	387.6	1969	261.8	+125.8
Maryland	2011	457.2	2012	336.8	+120.4
NC State	1987	383.3	1988	264.3	+119.0
Maryland	1993	553.0	1994	434.4	+118.6

Following are the ACC's annual team statistical leaders from 1953 through 2022. All categories, with the exception of pass defense are determined by per game averages. Pass defense leaders were ranked by yards per game from 1953-91. Starting with the 1992 season the passing efficiency formula became the method of determination. **Bold denotes ACC Record.**

* NCAA leader

TOTAL OFFENSE

Year	Team	W-L	G	Yards	PG
1953	Maryland	10-1	10	3,595	359.5
1954	Maryland	7-2-1	10	3,329	332.9
1955	Clemson	7-3	10	3,057	305.7
1956	Duke	5-4-1	10	3,143	314.3
1957	Clemson	7-3	10	3,277	327.7
1958	North Carolina	6-4	10	3,198	319.8
1959	Wake Forest	6-4	10	3,139	313.9
1960	Clemson	6-4	10	3,060	306.0
1961	Clemson	5-5	10	3,075	307.5
1962	Maryland	6-4	10	3,069	306.9
1963	North Carolina	9-2	10	3,414	341.4
1964	Wake Forest	5-5	10	3,166	316.6
1965	Duke	6-4	10	3,464	346.4
1966	Virginia	4-6	10	3,083	308.3
1967	Clemson	6-4	10	3,121	312.1
1968	Virginia	7-3	10	4,394	439.4
1969	North Carolina	5-5	10	3,662	366.2
1970	North Carolina	8-4	11	4,523	411.2
1971	North Carolina	9-3	11	4,015	365.0
1972	NC State	8-3-1	11	4,758	432.5
1973	NC State	9-3	11	4,509	409.9
1974	North Carolina	7-5	11	4,691	426.5
1975	Maryland	9-2-1	11	4,127	375.2
1976	Maryland	11-1	11	4,092	372.0
1977	NC State	8-4	11	4,180	380.0
1978	Clemson	11-1	11	4,804	436.7
1979	Wake Forest	8-4	11	4,219	383.3
1980	North Carolina	11-1	11	4,018	365.3
1981	North Carolina	10-2	11	4,573	415.7
1982	Duke	6-5	11	4,990	453.6
1983	North Carolina	8-4	11	4,860	441.8
1984	Maryland	9-3	11	4,910	446.4
1985	Maryland	9-3	11	4,514	410.4
1986	North Carolina	7-4-1	11	4,796	436.0
1987	Duke	5-6	11	4,609	419.0
1988	Duke	7-3-1	11	5,107	464.4
1989	Duke	8-4	11	5,519	501.7
1990	Virginia	8-4	11	5,516	501.5
1991	Clemson	9-2-1	11	4,507	409.7
1992	Maryland	3-8	11	5,131	466.5
1993	Florida State	12-1	12	6,576	548.0
1994	Florida State	10-1-1	11	5,314	483.1
1995	Florida State	10-2	11	6,067	551.5
1996	Florida State	11-1	11	4,499	409.0
1997	Florida State	11-1	11	4,973	452.1
1998	NC State	7-5	11	4,871	442.8
1999	Georgia Tech	8-4	11	5,599	*509.0
2000	Florida State	10-2	11	6,588	*549.0
2001	Maryland	10-2	11	4,837	439.7
2002	Wake Forest	7-6	13	5,305	408.1
2003	NC State	8-5	13	5,891	453.2
2004	Virginia	8-4	12	5,081	423.4
2005	Boston College	9-3	12	4,653	398.8
2006	Clemson	8-5	13	5,342	410.9
2007	Boston College	11-3	14	5,951	425.1
2008	Georgia Tech	9-4	13	4,842	372.5
2009	Georgia Tech	11-3	14	5,910	422.1
2010	Miami	7-6	13	5,477	421.3
2011	Georgia Tech	8-5	13	5,964	458.8
2012	Clemson	11-2	13	6,665	512.7
2013	Florida State	14-0	14	7,267	519.1
2014	Georgia Tech	11-3	14	6,671	476.5
2015	Clemson	14-1	15	7,718	514.5
2016	Louisville	9-4	13	6,925	532.7
2017	Louisville	8-5	13	7,084	544.9
2018	Clemson	15-0	15	7,908	527.2
2019	Clemson	14-1	15	7,931	528.7
2020	North Carolina	8-4	12	6,447	537.2
2021	Virginia	6-6	12	6,189	515.8
2022	North Carolina	9-5	14	6,479	462.8

RUSHING OFFENSE

Year	Team	W-L	G	Yards	Avg.
1953	Maryland	10-1	10	2,578	257.8
1954	Maryland	7-2-1	10	2,488	248.8
1955	Clemson	7-3	10	2,200	220.0
1956	Duke	5-4-1	10	2,544	254.4
1957	Duke	6-3-2	10	2,366	236.6
1958	Clemson	8-3	10	2,258	225.8
1959	South Carolina	6-4	10	2,066	206.6
1960	South Carolina	3-6-1	10	1,969	196.9
1961	Clemson	5-5	10	1,783	178.3
1962	Clemson	6-4	10	2,054	205.4
1963	Clemson	5-4-1	10	1,959	195.9
1964	Maryland	5-5	10	1,866	186.6
1965	Duke	6-4	10	1,887	188.7
1966	NC State	9-2	10	1,683	168.3
1967	Virginia	5-5	10	2,099	209.9
1968	Virginia	7-3	10	2,800	280.0
1969	North Carolina	5-5	10	2,615	261.5
1970	North Carolina	8-4	11	3,137	285.2
1971	Wake Forest	6-5	11	3,344	304.0
1972	North Carolina	11-1	11	2,684	244.0
1973	NC State	9-3	11	2,995	272.3
1974	North Carolina	7-5	11	2,925	265.9
1975	North Carolina	3-7-1	11	2,466	224.2
1976	Maryland	11-1	11	2,874	261.3
1977	NC State	8-4	11	2,754	250.4
1978	Clemson	11-1	11	3,362	296.5
1979	Clemson	8-4	11	2,622	238.4
1980	North Carolina	11-1	11	2,977	270.6
1981	North Carolina	10-2	11	3,019	274.5
1982	North Carolina	8-4	11	2,881	261.9
1983	North Carolina	8-4	11	3,046	276.9
1984	Georgia Tech	6-4-1	11	2,585	235.0
1985	Virginia	6-5	11	2,703	245.7
1986	Clemson	8-2-2	11	3,007	273.4
1987	Clemson	10-2	11	2,687	244.3
1988	Clemson	10-2	11	3,054	277.6
1989	Clemson	10-2	11	2,584	234.9
1990	Virginia	8-4	11	2,831	257.4
1991	Clemson	9-2-1	11	2,813	255.7
1992	Clemson	5-6	11	2,828	257.1
1993	North Carolina	10-3	12	3,036	253.0
1994	North Carolina	8-4	11	2,496	226.9
1995	Clemson	8-4	11	2,855	259.8
1996	Clemson	7-5	11	2,191	199.2
1997	NC State	6-5	11	1,967	178.8
1998	Virginia	9-3	11	2,344	213.1
1999	Maryland	5-6	11	2,545	231.4
2000	Clemson	9-3	11	2,600	236.4
2001	Wake Forest	6-5	11	2,438	221.6
2002	Wake Forest	7-6	13	3,135	241.2
2003	Wake Forest	5-7	12	2,439	203.2
2004	Virginia	8-4	12	2,914	242.8
2005	Wake Forest	4-7	11	2,173	197.5
2006	Clemson	8-5	13	2,832	217.8
2007	Georgia Tech	7-6	13	2,591	199.3
2008	Georgia Tech	9-4	13	3,552	273.2
2009	Georgia Tech	11-3	14	4,136	295.4
2010	Georgia Tech	6-7	13	4,203	*323.3
2011	Georgia Tech	8-5	13	4,114	316.5
2012	Georgia Tech	7-7	14	4,357	311.2
2013	Georgia Tech	7-6	13	3,891	299.3
2014	Georgia Tech	11-3	14	4,789	*342.1
2015	Georgia Tech	3-9	12	3,074	256.2
2016	Georgia Tech	9-4	13	3,355	258.1
2017	Georgia Tech	5-6	11	3,381	307.4
2018	Georgia Tech	7-6	13	4,226	325.1
2019	Boston College	6-7	13	3,291	253.2
2020	Virginia Tech	5-6	11	2,641	240.1
2021	Syracuse	5-7	12	2,562	213.5
2022	Florida State	10-3	13	2,783	214.1

PASSING OFFENSE

Year	Team	W-L	G	Yards	Avg.
1953	South Carolina	7-3	10	1,334	133.4
1954	Duke	8-2-1	10	971	97.1
1955	Wake Forest	5-4-1	10	1,291	129.1
1956	Virginia	4-6	10	919	91.9
1957	Clemson	7-3	10	1,045	104.5
1958	Virginia	1-9	10	1,386	138.6
1959	Wake Forest	6-4	10	1,498	149.8
1960	Wake Forest	2-8	10	1,692	169.2
1961	Maryland	7-3	10	1,464	146.4
1962	Maryland	6-4	10	1,480	148.0
1963	North Carolina	9-2	10	1,605	160.5
1964	Virginia	5-5	10	1,642	164.2
1965	Virginia	5-5	10	1,879	187.9
1966	Maryland	4-6	10	1,624	162.4
1967	Maryland	0-9	10	1,141	114.1
1968	Duke	4-6	10	2,653	265.3
1969	Clemson	4-6	10	1,755	175.5
1970	South Carolina	4-6-1	11	2,440	221.8
1971	Maryland	2-9	11	1,748	158.9
1972	NC State	8-3-1	11	2,286	207.8
1973	Virginia	4-7	11	1,741	158.3
1974	Maryland	8-4	11	1,977	179.7
1975	Clemson	2-9	11	1,798	163.5
1976	Virginia	2-9	11	1,253	113.9
1977	Maryland	8-4	11	1,792	162.9
1978	Wake Forest	1-10	11	1,816	165.1
1979	Wake Forest	8-4	11	2,449	222.6
1980	Wake Forest	5-6	11	2,634	239.5
1981	Wake Forest	4-7	11	2,986	271.5
1982	Duke	6-5	11	3,349	304.5
1983	Duke	3-8	11	3,132	284.7
1984	Maryland	9-3	11	2,602	236.5
1985	NC State	3-8	11	2,845	258.6
1986	Maryland	5-5-1	11	2,728	248.0
1987	Duke	5-6	11	3,443	313.0
1988	Duke	7-3-1	11	3,868	351.6
1989	Duke	8-4	11	3,553	323.0
1990	Maryland	6-5-1	11	2,774	252.2
1991	Duke	4-6-1	11	2,887	262.5
1992	Maryland	3-8	11	3,628	329.8
1993	Maryland	2-9	11	3,823	347.5
1994	Florida State	10-1-1	11	3,234	294.0
1995	Florida State	10-2	11	3,616	328.7
1996	Wake Forest	3-8	11	2,795	254.1
1997	Florida State	11-1	11	3,740	340.0
1998	NC State	7-5	11	3,401	309.2
1999	Florida State	12-0	11	3,332	302.9
2000	Florida State	10-2	11	4,608	384.0
2001	Georgia Tech	8-5	12	3,347	278.9
2002	North Carolina	3-9	12	3,199	266.6
2003	NC State	8-5	13	4,580	352.3
2004	Miami	9-3	12	2,812	234.3
2005	Florida State	8-5	13	3,674	282.6
2006	Boston College	10-3	13	3,135	241.2
2007	Boston College	11-3	14	4,535	323.9
2008	Clemson	7-6	13	2,832	217.8
2009	Duke	5-7	12	3,660	305.0
2010	NC State	9-4	13	3,655	281.2
2011	Clemson	10-4	14	3,952	282.3
2012	Clemson	11-2	13	4,181	321.6
2013	Clemson	11-2	13	4,330	333.1
2014	Florida State	13-1	14	4,246	303.3
2015	Clemson	14-1	15	4,374	291.5
2016	Clemson	14-1	15	5,009	333.9
2017	Louisville	8-5	13	3,898	299.8
2018	NC State	9-4	13	4,071	313.2
2019	Clemson	14-1	15	4,325	

ANNUAL TEAM LEADERS



SCORING OFFENSE

Year	Team	W-L	G	Points	Avg.
1953	Maryland	10-1	10	298	29.8
1954	Maryland	7-2-1	10	280	28.0
1955	Maryland	10-1	10	211	21.1
1956	Duke	5-4-1	10	184	18.4
1957	Clemson	7-3	10	216	21.6
1958	North Carolina	6-4	10	195	19.5
1959	Clemson	9-2	10	262	26.2
1960	Clemson	6-4	10	197	19.7
1961	Clemson	5-5	10	199	19.9
1962	Duke	8-2	10	199	19.9
1963	Duke	5-4-1	10	230	23.0
1964	North Carolina	5-5	10	178	17.8
1965	Duke	6-4	10	216	21.6
1966	Virginia	4-6	10	214	21.4
1967	NC State	9-2	10	200	20.0
1968	Virginia	7-3	10	328	32.8
1969	North Carolina	5-5	10	200	20.0
1970	North Carolina	8-4	11	346	31.5
1971	North Carolina	9-3	11	285	25.9
1972	NC State	8-3-1	11	360	32.7
1973	NC State	9-3	11	365	33.2
1974	North Carolina	7-5	11	340	30.9
1975	Maryland	9-2-1	11	299	27.2
1976	Maryland	11-1	11	273	24.8
1977	Maryland	8-4	11	237	21.5
1978	Clemson	11-1	11	351	31.9
1979	North Carolina	8-3-1	11	273	24.8
1980	North Carolina	11-1	11	281	25.5
1981	North Carolina	10-2	11	344	31.3
1982	Maryland	8-4	11	353	32.1
1983	Clemson	9-1-1	11	338	30.7
1984	Maryland	9-3	11	352	32.0
1985	Maryland	9-3	11	291	26.5
1986	Wake Forest	5-6	11	325	29.5
1987	Duke	7-3-1	11	301	27.4
1988	Clemson	10-2	11	329	29.9
1989	Duke	8-4	11	356	32.4
1990	Virginia	8-4	11	442	40.2
1991	Virginia	8-3-1	11	313	28.5
1992	Florida State	11-1	11	419	38.1
1993	Florida State	12-1	12	518	43.2
1994	Florida State	10-1-1	11	406	36.9
1995	Florida State	10-2	11	532	48.4
1996	Florida State	11-1	11	426	38.7
1997	Florida State	11-1	11	437	39.7
1998	Georgia Tech	10-2	11	391	35.6
1999	Georgia Tech	8-4	11	448	40.7
2000	Florida State	10-2	11	509	42.4
2001	Maryland	10-2	11	390	35.5
2002	NC State	11-3	14	460	32.9
2003	NC State	8-5	13	489	37.6
2004	Miami	9-3	12	380	31.7
2005	Virginia Tech	11-2	13	440	33.8
2006	Clemson	8-5	13	425	32.7
2007	Clemson	9-4	13	430	33.1
2008	Florida State	9-4	13	434	33.4
2009	Georgia Tech	11-3	14	473	33.8
2010	Virginia Tech	11-3	14	474	33.9
2011	Georgia Tech	8-5	13	446	34.3
2012	Clemson	11-2	13	533	41.0
2013	Florida State	14-0	14	723	51.6
2014	Georgia Tech	11-3	14	530	37.9
2015	North Carolina	11-3	14	570	40.7
2016	Louisville	9-4	13	553	42.5
2017	Louisville	8-5	13	495	38.1
2018	Clemson	15-0	15	664	44.3
2019	Clemson	14-1	15	659	43.9
2020	Clemson	10-2	12	522	43.5
2021	Pitt	11-3	14	580	41.4
2022	Florida State	10-3	13	469	36.1
	Wake Forest	8-5	13	469	36.1

TOTAL DEFENSE

Year	Team	W-L	G	Yards	Avg.
1953	Maryland	10-1	10	1,942	194.2
1954	Clemson	5-5	10	1,761	176.1
1955	Maryland	10-1	10	1,691	169.1
1956	South Carolina	7-3	10	1,998	199.8
1957	Clemson	7-3	10	2,159	215.9
1958	North Carolina	6-4	10	2,397	239.7
1959	Clemson	9-2	10	1,971	197.1
1960	Clemson	6-4	10	2,121	212.1
1961	Duke	7-3	10	2,241	224.1
1962	Maryland	6-4	10	2,297	229.7
1963	Clemson	5-4-1	10	1,847	184.7
1964	North Carolina	5-5	10	2,573	257.3
1965	Clemson	5-5	10	2,515	251.5
1966	NC State	5-5	10	2,749	274.9
1967	NC State	9-2	10	2,533	253.3
1968	NC State	6-4	10	3,125	321.5
1969	Virginia	3-7	10	2,358	235.8
1970	North Carolina	8-4	11	2,864	260.4
1971	North Carolina	9-3	11	3,062	278.4
1972	Maryland	5-5-1	11	3,166	287.8
1973	Maryland	8-4	11	2,696	245.1
1974	Maryland	8-4	11	2,822	256.5
1975	Maryland	9-2-1	11	2,749	249.9
1976	Maryland	11-1	11	2,221	201.9
1977	North Carolina	8-3-1	11	2,624	238.5
1978	Clemson	11-1	11	2,796	254.2
1979	Clemson	8-4	11	2,612	237.5
1980	North Carolina	11-1	11	2,821	256.5
1981	Clemson	12-0	11	2,767	251.3
1982	North Carolina	8-4	11	2,602	235.5
1983	North Carolina	8-4	11	3,254	295.8
1984	Georgia Tech	6-4-1	11	3,490	317.3
1985	Maryland	9-3	11	3,356	305.1
1986	Clemson	8-2-2	11	3,405	309.5
1987	Clemson	10-2	11	2,640	240.0
1988	NC State	8-3-1	11	2,907	264.3
1989	Clemson	10-2	11	2,947	267.9
1990	Clemson	10-2	11	2,836	*216.9
1991	Clemson	9-2-1	11	2,895	263.2
1992	Florida State	11-1	11	3,217	292.5
1993	Florida State	12-1	12	3,414	284.5
1994	Florida State	10-1-1	11	2,937	267.0
1995	North Carolina	7-5	11	2,940	267.3
1996	North Carolina	10-2	11	2,482	225.6
1997	North Carolina	11-1	11	2,302	209.3
1998	Florida State	11-2	11	2,578	*214.8
1999	Florida State	12-0	11	3,351	304.6
2000	Florida State	10-2	11	3,324	277.0
2001	North Carolina	8-5	12	3,664	305.3
2002	NC State	11-3	14	4,211	300.8
2003	Maryland	10-3	13	4,009	308.4
2004	NC State	5-6	11	2,435	*221.4
2005	Virginia Tech	11-2	13	3,219	*247.6
2006	Virginia Tech	10-3	13	2,853	*219.5
2007	Virginia Tech	11-3	14	4,157	296.9
2008	Boston College	9-5	14	3,754	268.1
2009	North Carolina	8-5	13	3,505	269.5
2010	Boston College	7-6	13	4,026	309.7
2011	Florida State	9-4	13	3,575	275.0
2012	Florida State	12-2	14	3,553	253.8
2013	Florida State	14-0	14	3,940	281.4
2014	Clemson	10-3	13	3,390	*260.8
2015	Boston College	4-8	12	3,052	*254.3
2016	Clemson	14-1	15	4,672	311.5
2017	Clemson	12-2	14	3,874	276.7
2018	Miami	7-6	13	3,627	279.0
2019	Clemson	14-1	15	4,325	288.3
2020	Clemson	10-2	12	3,922	326.8
2021	Clemson	10-3	13	3,971	305.5
2022	Florida State	10-3	13	4,183	321.8

RUSHING DEFENSE

Year	Team	W-L	G	Yards	Avg.
1953	Maryland	10-1	10	849	NCAA 84.9
1954	Clemson	5-5	10	969	96.9
1955	Maryland	10-1	10	761	NCAA 75.9
1956	South Carolina	7-3	10	1,522	152.2
1957	Duke	6-3-2	10	1,518	151.8
1958	North Carolina	6-4	10	1,349	134.9
1959	Clemson	9-2	10	1,085	108.5
1960	Clemson	6-4	10	1,121	112.1
1961	Clemson	5-5	10	1,275	127.5
1962	Clemson	6-4	10	1,213	121.3
1963	Clemson	5-4-1	10	931	93.1
1964	North Carolina	5-5	10	1,462	146.2
1965	NC State	6-4	10	1,254	125.4
1966	Wake Forest	3-7	10	1,348	134.8
1967	NC State	9-2	10	1,321	132.1
1968	Virginia	7-3	10	1,267	126.7
1969	North Carolina	5-5	10	1,085	108.5
1970	North Carolina	8-4	11	1,048	95.3
1971	North Carolina	9-3	11	1,479	134.5
1972	Maryland	5-5-1	11	1,513	137.5
1973	Maryland	8-4	11	1,233	112.1
1974	Maryland	8-4	11	1,471	133.7
1975	Maryland	9-2	11	1,704	154.9
1976	Maryland	11-1	11	1,284	116.7
1977	North Carolina	8-3-1	11	1,487	135.2
1978	Maryland	9-3	11	1,516	137.8
1979	Clemson	8-4	11	1,292	117.5
1980	Maryland	8-4	11	1,307	118.8
1981	Maryland	4-6-1	11	923	83.9
1982	Maryland	8-4	11	959	87.2
1983	North Carolina	8-4	11	1,494	135.8
1984	Georgia Tech	6-4-1	11	1,622	147.5
1985	Maryland	9-3	11	1,384	125.8
1986	Clemson	8-2-2	11	1,139	103.5
1987	Clemson	10-2	11	880	80.0
1988	NC State	8-3-1	11	1,140	103.6
1989	Clemson	10-2	11	1,041	94.6
1990	Clemson	10-2	11	789	71.7
1991	Clemson	9-2-1	11	587	*53.4
1992	Florida State	11-1	11	1,103	100.3
1993	Florida State	12-1	12	1,182	98.5
1994	Virginia	9-3	11	700	*63.6
1995	Georgia Tech	6-5	11	1,003	91.2
1996	Florida State	11-1	11	649	*59.0
1997	Florida State	11-1	11	571	*51.9
1998	Florida State	11-2	12	958	79.8
1999	Florida State	12-0	11	1,087	98.8
2000	Florida State	10-2	11	887	73.9
2001	Maryland	10-2	11	997	90.6
2002	Duke	2-10	12	1,446	120.5
2003	Georgia Tech	7-6	13	1,307	100.5
2004	Florida State	9-3	12	997	83.1
2005	Boston College	9-3	12	1,090	90.8
2006	Miami	7-6	13	882	67.8
2007	Boston College	11-3	14	1,057	75.5
2008	Boston College	9-5	14	1,277	91.2
2009	North Carolina	8-5	13	1,243	95.6
2010	Boston College	7-6	13	1,076	*82.8
2011	Florida State	9-4	13	1,075	82.7
2012	Florida State	12-2	14	1,287	91.9
2013	Virginia Tech	8-5	13	1,442	110.9
2014	Boston College	7-6	13	1,228	94.5
2015	Boston College	4-8	12	998	83.2
2016	Boston College	7-6	13	1,411	108.5
2017	Clemson	12-2	14	1,608	114.9
2018	Clemson	15-0	15	1,444	96.3
2019	Pitt	8-5	13	1,410	108.5
2020	Pitt	6-5	11	1,029	93.5
2021	Pitt	11-3	14	1,250	89.3
2022	Pitt	9-4	13	1,286	98.9

PASSING DEFENSE

Year	Team	W-L	G	Yards	Avg.
1953	North Carolina	4-6	10	782	78.2
1954	Duke	8-2-1	10	675	67.5
1955	Duke	7-2-1	10	765	76.5
1956	South Carolina	7-3	10	476	47.6
1957	Clemson	7-3	10	597	59.7
1958	Duke	5-5	10	1,009	100.9
1959	Wake Forest	6-4	10	621	62.1
1960	North Carolina	3-7	10	676	67.6
1961	NC State	4-6	10	784	78.4
1962	Wake Forest	0-10	10	959	95.9
1963	North Carolina	9-2	10	844	84.4
1964	NC State	5-5	10	1,025	102.5
1965	South Carolina	5-5	10	968	96.8
1966	South Carolina	1-9	10	986	98.6
1967	Virginia	5-5	10	918	91.8
1968	NC State	6-4	10	1,465	146.5
1969	Virginia	3-7	10	1,073	107.3
1970	NC State	3-7-1	11	2,406	127.8
1971	NC State	3-8	11	1,202	109.3
1972	Duke	5-6	11	1,443	131.2
1973	Duke	2-8-1	11	1,091	99.2
1974	North Carolina	7-5	11	1,175	106.8
1975	NC State	7-4-1	11	775	70.5
1976	Maryland	11-1	11	1,037	94.3
1977	North Carolina	8-3-1	11	1,137	103.4
1978	Clemson	11-1	11	1,103	100.3
1979	Maryland	7-4	11	974	88.5
	Virginia	6-5	11	974	88.5
1980	Georgia Tech	1-9-1	11	1,357	123.4
1981	Duke	6-5	11	1,357	123.4
1982	North Carolina	8-4	11	1,490	135.5
1983	Wake Forest	4-7	11	1,580	143.6
1984	Wake Forest	6-5	11	1,822	165.6
1985	Georgia Tech	9-2-1	11	1,640	149.1
1986	Georgia Tech	5-5-1	11	1,506	136.9
1987	Wake Forest	7-4	11	1,738	158.0
1988	Georgia Tech	3-8	11	1,528	138.9
1989	NC State	7-5	11	1,846	167.8
1990	Duke	4-7	11	1,565	142.3
1991	Virginia	8-3-1	11	1,512	137.5

Starting with the 1992 season, based on pass efficiency rating

Year	Team	W-L	G	Yards	Eff.
1992	Florida State	11-1	11	2,114	96.6
1993	Florida State	12-1	12	2,232	97.9
1994	Florida State	10-1-1	11	1,860	92.9
1995	Clemson	8-4	11	2,255	101.1
1996	North Carolina	10-2	11	1,669	83.2
1997	North Carolina	11-1	11	1,445	81.5
1998	Florida State	11-2	12	1,620	*79.9
1999	Florida State	12-0	11	2,264	105.3
2000	Florida State	10-2	11	2,437	91.7
2001	North Carolina	8-5	12	2,166	98.9
2002	NC State	11-3	14	2,457	99.42
2003	Maryland	10-3	13	2,327	105.86
2004	NC State	5-6	11	1,309	*91.77
2005	Miami	9-3	12	1,826	*89.48
2006	Virginia Tech	10-3	13	1,667	91.37
2007	Virginia Tech	11-3	14	2,944	99.12
2008	Clemson	7-6	13	2,243	101.74
2009	Virginia Tech	10-3	13	2,172	99.2
2010	Miami	7-6	13	1,957	99.1
2011	Virginia Tech	11-3	14	2,808	112.0
2012	Florida State	12-2	14	2,266	*95.4
2013	Florida State	14-0	14	2,193	93.8
2014	Clemson	10-3	13	2,046	*98.3
2015	Boston College	4-8	12	2,054	171.2
2016	Clemson	14-1	15	2,728	100.2
2017	Boston College	7-6	13	2,495	101.8
2018	Miami	7-6	13	1,763	101.4
2019	Clemson	14-1	15	2,584	105.4
2020	Notre Dame	10-2	12	2,767	126.2
2021	Clemson	11-3	14	2,719	110.1
2022	NC State	8-5	13	2,941	113.4

SCORING DEFENSE

Year	Team	W-L	G	Points	Avg
1953	Maryland	10-1	10	31	*3.1
1954	Maryland	7-2-1	10	67	6.7
1955	Maryland	10-1	10	57	5.7
1956	South Carolina	7-3	10	67	6.7
1957	NC State	7-1-2	10	67	6.7
1958	North Carolina	6-4	10	109	10.9
1959	Clemson	9-2	10	96	9.6
1960	Duke	8-3	10	108	10.8
1961	Duke	7-3	10	106	10.6
1962	Duke	8-2	10	105	10.5
1963	NC State	8-3	10	91	9.1
1964	Maryland	5-5	10	126	12.6
1965	NC State	6-4	10	110	11.0
1966	Wake Forest	3-7	10	162	16.2
1967	NC State	9-2	10	87	8.7
1968	Clemson	4-5-1	10	179	17.9
1969	North Carolina	5-5	10	164	16.4
1970	North Carolina	8-4	11	179	16.3
	NC State	3-7-1	11	179	16.3
1971	North Carolina	9-3	11	145	13.2
1972	Duke	5-6	11	156	14.2
1973	Maryland	8-4	11	124	11.3
1974	Maryland	8-4	11	97	8.8
1975	Maryland	9-2-1	11	150	13.6
1976	Maryland	11-1	11	85	7.7
1977	North Carolina	8-3-1	11	81	*7.4
1978	Clemson	11-1	11	116	10.5
1979	Clemson	8-4	11	92	8.4
1980	North Carolina	11-1	11	123	11.2
1981	Clemson	12-0	11	90	8.2
1982	North Carolina	8-4	11	139	12.6
1983	North Carolina	8-4	11	188	17.1
1984	Georgia Tech	6-4-1	11	201	18.3
1985	Georgia Tech	9-2-1	11	118	10.7
1986	Clemson	8-2-2	11	166	15.1
1987	Clemson	10-2	11	166	15.1
1988	NC State	8-3-1	11	142	12.9
1989	Clemson	10-2	11	131	11.9
1990	Clemson	10-2	11	109	9.9
1991	Virginia	8-3-1	11	119	10.8
1992	NC State	9-3-1	11	184	15.3
1993	Florida State	12-1	12	113	*9.4
1994	Florida State	10-1-1	11	183	16.6
1995	Clemson	8-4	11	178	16.2
1996	North Carolina	10-2	11	110	*10.0
1997	North Carolina	11-1	11	143	13.0
1998	Florida State	11-2	12	138	11.5
1999	Florida State	12-0	11	174	15.8
2000	Florida State	10-2	11	123	10.2
2001	Maryland	10-2	11	210	19.1
2002	Maryland	11-3	14	228	16.3
2003	Maryland	10-3	13	206	15.8
2004	Virginia Tech	10-3	13	167	12.8
2005	Virginia Tech	11-2	13	168	12.9
2006	Virginia Tech	10-3	13	143	*11.0
2007	Virginia Tech	11-3	14	225	16.1
2008	Virginia Tech	10-4	14	234	16.7
2009	Virginia Tech	10-3	13	203	15.6
2010	Clemson	6-7	13	244	18.8
2011	Florida State	9-4	13	196	15.1
2012	Florida State	12-2	14	208	14.7
2013	Florida State	14-0	14	170	*12.1
2014	Clemson	10-3	13	217	*16.3
2015	Boston College	4-8	12	183	15.2
2016	Clemson	14-1	15	270	18.0
2017	Clemson	12-2	14	190	13.6
2018	Clemson	15-0	15	197	13.1
2019	Clemson	14-1	15	203	13.5
2020	Notre Dame	10-2	12	236	19.7
2021	Clemson	11-3	14	193	14.8
2022	Louisville	8-5	13	249	19.2
	NC State	8-5	13	249	19.2

TEAM SINGLE-GAME RECORDS



POINTS SCORED - WINNING TEAM

82	Clemson 82	Wake Forest 24	1981
80	Florida State 80	Idaho 14	2013
80	North Carolina 80	Old Dominion 20	2013
77	Florida State 77	NC State 17	1995
77	Miami 77	Savannah State 7	2013
77	Florida State 77	Delaware State 6	2017
77	Miami 77	Savannah State 0	2018
77	Clemson 77	Louisville 16	2018
77	Pitt 77	New Hampshire 7	2021
76	Pitt 76	Syracuse 61	2016
76	Boston College 76	Howard 0	2015
74	Maryland 74	Missouri 13	1954
73	Clemson 73	South Carolina State 7	2014
73	Clemson 73	Georgia Tech 7	2020
72	Florida State 72	Wake Forest 13	1995
70	Louisville 70	Charlotte 14	2016
70	Miami 70	Florida A&M 3	2016
70	Georgia Tech 70	Elon 0	2013
70	Clemson 70	Central Michigan 14	2007
70	Georgia Tech 70	Navy 7	2001
70	Florida State 70	Tulane 7	1992
70	Florida State 70	Duke 26	1995
70	Wake Forest 70	Army 56	2021
70	Miami 70	Bethune-Cookman 13	2022

POINTS SCORED - LOSING TEAM

61	Syracuse 61	Pitt 76	2016
61	Appalachian State 61	North Carolina 63	2022
56	Army 56	Wake Forest 70	2021
55	Duke 55	Pitt 58	2013
53	Wake Forest 53	North Carolina 59	2020
50	North Carolina 50	Georgia Tech 68	2012
48	Duke 48	Wake Forest 54	2010
48	Virginia 48	Duke 55	2010
48	NC State 48	Clemson 62	2012
48	Duke 48	Texas A&M 52	2013
48	Pitt 48 (2ot)	Duke 51	2014

HIGHEST SCORING ONE-POINT DECISION

89	North Carolina 45, Duke 44	2006
85	Pitt 43, Clemson 42	2016
83	Northern Illinois 42, Wake Forest 41	2002
83	Tennessee 42, Georgia Tech 41	2017
81	North Carolina 41, Duke 40	1994
81	Virginia 41, Miami 40	2012

MARGIN OF VICTORY

77	Miami 77	Savannah State 0	2018
76	Boston College 76	Howard 0	2015
71	Florida State 77	Delaware State 6	2017
70	Georgia Tech 70	Elon 0	2013
70	Miami 77	Savannah State 7	2013
70	Pitt 77	New Hampshire 7	2021
69	Florida State 69	Western Carolina 0	2008
69	Miami 69	Central Connecticut St.	2021
67	Miami 70	Florida A&M 3	2016
67	NC State 67	Western Carolina 0	1990
66	Clemson 66	Presbyterian 0	1957
66	North Carolina 66	Idaho 0	2012
66	Florida State 80	Idaho 14	2013
66	Clemson 73	South Carolina St. 7	2014
66	Clemson 73	Georgia Tech 7	2020

MOST POINTS IN A TIE GAME

86	Duke 43, NC State 43	1988
68	Wake Forest 34, Appalachian State 34	1988
62	Michigan State 31, NC State 31	1976
62	Florida State 31, Florida 31	1994
62	NC State 31, Houston 31	1974
50	Duke 25, NC State 25	1969

FEWEST POINTS IN A TIE GAME

0	NC State 0, Miami 0	1957
6	Georgia Tech 3, Notre Dame 3	1980

FEWEST POINTS - WINNING TEAM

3	Clemson 3	Duke 2	1965
3	NC State 3	Florida State 0	1965
3	Duke 3	Wake Forest 0	1978
3	Clemson 3	Duke 0	1971
3	Clemson 3	TCU 0	1965
3	Wake Forest 3	Boston College 0	2015

MOST POINTS SCORED - TWO TEAMS

137	Pitt 76, Syracuse 61	2016
126	Wake Forest 70, Army 56	2021
124	North Carolina 63, Appalachian State 61	2022
121	Louisville 62, Wake Forest 59	2019
118	Georgia Tech 68, North Carolina 50	2012
115	BYU 66, Virginia 49	2021
113	Pitt 58, Duke 55	2013
113	North Carolina 58, Wake Forest 55	2021
112	North Carolina 59, Wake Forest 53	2012
110	Virginia 63, Tulane 47	1968
110	Clemson 62, NC State 48	2012
107	Virginia Tech 55, Tulsa 52	2015
107	Wake Forest 64, Syracuse 43	2017
106	Clemson 82, Wake Forest 24	1981
103	Duke 55, Virginia 48	2010
103	West Virginia 70, Clemson 33	2011
102	Wake Forest 54, Duke 48	2010
101	North Carolina 59, Maryland 42	1993
101	Clemson 56, Maryland 45	2011
101	North Carolina 56, Virginia Tech 45	2020
100	North Carolina 80, Old Dominion 20	2013

FEWEST POINTS SCORED - TWO TEAMS

0	NC State 0, Miami 0	1957
3	NC State 3, Florida State 0	1965
3	Duke 3, Wake Forest 0	1978
3	Clemson 3, Duke 0	1971
3	Clemson 3, TCU 0	1965
3	Wake Forest 3, Boston College 0	2015
5	Clemson 3, Duke 2	1965

TOTAL OFFENSE

858	Florida State 69	Maryland 21	1992
845	Louisville 62	Syracuse 28	2016
802	Maryland 62	Virginia 24	1975
797	Florida State 70	Duke 26	1995
778	North Carolina 62	Miami 26	2020
771	Florida State 54	Clemson 7	2000
768	Georgia Tech 66	Kansas 24	2011
756	Clemson 82	Wake Forest 24	1981
754	Clemson 62	NC State 48	2012
749	Florida State 72	Wake Forest 13	1995
745	Florida State 77	NC State 17	1995
744	Clemson 56	South Carolina 35	2018
742	North Carolina 59	Wake Forest 53	2020
739	Miami 69	Central Conn. St. 0	2021
735	Clemson 73	South Carolina State 7	2014
734	Wake Forest 64	Syracuse 43	2017
731	Florida State 52	Maryland 20	1994
727	Louisville 56	Syracuse 10	2017
721	North Carolina 80	Old Dominion 20	2013

TOTAL OFFENSE - TWO TEAMS

1,355	Wake Forest 64, Syracuse 43	2017
1,351	Clemson 62, NC State 48	2012
1,348	North Carolina 59, Wake Forest 53	2020
1,322	BYU 66, Virginia 49	2021
1,315	Miami 44, NC State 37	2012
1,312	Pitt 76, Syracuse 61	2016
1,297	Notre Dame 48, Wake Forest 37	2017
1,294	Florida State 69, Maryland 21	1992
1,290	Virginia Tech 55, Maryland 28	1993
1,276	North Carolina 59, Virginia 39	2021
1,260	Wake Forest 55, Texas A&M 52	2017
1,259	Louisville 62, Syracuse 28	2016
1,243	Baylor 49, North Carolina 38	2015

OFFENSIVE PLAYS

106	Syracuse 61	Pitt 76	2016
105	NC State 14	Maryland 10	1992
105	Syracuse 20	USF 45	2016
105	Wake Forest 34	Boston College 41	2018
105	Wake Forest 38	Utah State 35	2019
104	Duke 41	Northwestern 17	2017
104	Wake Forest 38	Florida State 17	2018
102	North Carolina 32	Virginia 20	1959
102	Clemson 62	NC State 48	2012
102	Wake Forest 59	Louisville 62	2019
102	Duke 38	Syracuse 24	2020
100	Maryland 55	Duke 21	2004
100	Duke 44	Northwestern 10	1998
100	Virginia Tech 43 (4ot)	Duke 45	2015

100	Syracuse 31	Virginia Tech 17	2016
100	Clemson 44	UConn 7	2021

RUSHING ATTEMPTS

94	Wake Forest 51	Tulsa 21	1971
86	Georgia Tech 41	Tennessee 42 (2ot)	2017
84	Duke 42	NC State 0	1956
82	North Carolina 27	NC State 22	1961
82	North Carolina 32	Clemson 15	1969
80	NC State 36	East Carolina 14	1980

RUSHING YARDAGE

604	Georgia Tech 66	Kansas 24	2011
582	Maryland 62	Virginia 24	1975
554	North Carolina 62	Miami 26	2020
542	Georgia Tech 66	Louisville 31	2018
536	Clemson 82	Wake Forest 24	1981
535	Georgia Tech 41	Tennessee 42 (2ot)	2017
528	Wake Forest 51	Tulsa 21	1971

RUSHING YARDAGE - TWO TEAMS

933	Maryland 62, Virginia 24	1975
889	Baylor 49, North Carolina 38	2015
836	East Carolina 61, Virginia 10	1975
768	Florida State 55, USF 35	2016
755	Georgia Tech 66, Kansas 24	2011
737	South Carolina 31, North Carolina 23	1974
720	North Carolina 39, Duke 38	1976
710	Maryland 45, Virginia 34	1984
707	Clemson 41, SC 23	1978
702	Wake Forest 48, North Carolina 31	1968

PASS ATTEMPTS

78	Wake Forest 26	Duke 42	1995
73	NC State 26	Duke 35	1989
70	Clemson 42	Pitt 43	2016
68	Florida State 28	Virginia 33	1995
67	Wake Forest 23	NC State 52	1995
67	Wake Forest 33	Maryland 45	1981
67	Clemson 38	Virginia Tech 14	2007
67	Syracuse 43	Wake Forest 64	2017

PASS COMPLETIONS

55	Wake Forest 26	Duke 42	1995
52	Clemson 42	Pitt 43	2016
50	Wake Forest 23	NC State 52	1995
47	Wake Forest 33	Maryland 45	1981
46	Maryland 17	Florida State 59	1995
45	NC State 28	South Carolina 35	2017
43	Duke 20	Boston College 19	2011
43	Virginia 25	Georgia Tech 35	2013
43	Syracuse 61	Pitt 76	2016
42	Wake Forest 35	Georgia Tech 63	1998
42	Miami 24	North Carolina 27	2022

PASSING YARDAGE

580	Clemson 42	Pitt 43	2016
566	Miami 44	NC State 37	2012
556	Wake Forest 33	Maryland 45	1981
553	Virginia 39	North Carolina 59	2021
550	North Carolina 59	Wake Forest 53	2020
545	Wake Forest 23	NC State 52	1995
537	North Carolina 66	Duke 31	2015
536	Florida State 63	Duke 14	2000
535	NC State 26	Duke 35	1989
521	Florida State 54	Clemson 7	2000
520	Boston College 32	Virginia 43	2020
506	Florida State 58	Wake Forest 7	1997
501	Wake Forest 23	Georgia Tech 24	1995

PASSING YARDAGE - TWO TEAMS

1,006	Miami 44, NC State 37	2012
979	North Carolina 59, Wake Forest 52	2020
953	Syracuse 51, NC State 41	2018
928	NC State 52, Wake Forest 23	1995
926	Duke 35, NC State 26	1989
919	Clemson 62, NC State 48	2012
909	NC State 47, Duke 45	1987
899	Wake Forest 55, Texas A&M 52	2017
892	NC State 47, No. Carolina 34	2003
891	North Carolina 38, Arizona St. 35	2002

TOTAL POINTS SCORED

School	Year	W-L	G	TDs	Avg.	Total
1. Florida State	2013	14-0	14	94	51.6	723
2. Clemson	2018	15-0	15	90	44.3	664
3. Clemson	2019	14-1	15	88	43.9	659
4. Clemson	2016	14-1	15	78	39.2	588
5. Pitt	2021	11-3	14	76	41.4	580
6. Clemson	2015	14-1	15	71	38.5	577
7. Wake Forest	2021	11-3	14	72	41.0	574
8. North Carolina	2015	11-3	14	73	40.7	570
9. Louisville	2016	9-4	13	71	42.5	553
10. Florida State	2012	12-2	14	68	39.3	550

POINTS SCORED PER GAME

School	Year	W-L	G	TDs	Total	Avg.
1. Florida State	2013	14-0	14	94	723	51.6
2. Clemson	2018	15-0	15	90	664	44.3
3. Florida State	1995	9-2	11	72	532	48.4
4. Clemson	2019	14-1	15	88	659	43.9
5. Clemson	2020	10-2	12	67	522	43.5
6. Florida State	1993	11-1	12	70	518	43.2
7. Louisville	2016	9-4	13	71	553	42.5
8. Florida State	2000	11-1	12	67	509	42.4
9. North Carolina	2020	10-2	12	66	500	41.7
10. Pitt	2021	11-3	14	76	580	41.4

TOUCHDOWNS SCORED

School	Year	W-L	G	Rush	Pass	Ret	Total
1. Florida State	2013	14-0	14	42	42	10	94
2. Clemson	2018	15-0	15	49	37	4	90
3. Clemson	2019	14-1	15	45	40	3	88
4. Clemson	2016	14-1	15	30	45	3	78
5. Pitt	2021	11-3	14	26	44	6	76
6. North Carolina	2015	11-3	14	40	31	2	73
7. Florida State	1995	9-2	11	3	36	1	72
Georgia Tech	2014	11-3	14	47	19	6	72
Pitt	2016	8-5	13	36	28	8	72
Wake Forest	2021	11-3	14	31	39	2	72

TOTAL OFFENSE YARDAGE

School	Year	W-L	G	Rush	Pass	Avg.	Total
1. Clemson	2019	14-1	15	3,606	4,325	528.7	7,931
2. Clemson	2018	15-0	15	3,723	4,185	527.2	7,908
3. Clemson	2015	14-1	15	3,345	4,373	514.5	7,718
4. Clemson	2016	14-1	15	2,546	5,009	503.7	7,555
5. Florida State	2013	14-0	14	2,844	4,423	519.1	7,267
6. Louisville	2017	8-5	13	3,186	3,898	544.9	7,084
7. Louisville	2016	9-4	13	3,148	3,777	532.7	6,925
8. North Carolina	2015	11-3	14	3,142	3,675	486.9	6,817
9. Pitt	2021	11-3	14	2,089	4,723	486.6	6,812
10. Georgia Tech	2014	11-3	14	4,789	1,882	476.5	6,671

TOTAL YARDS PER GAME

School	Year	W-L	G	Rush	Pass	Total	Avg.
1. Florida State	1995	9-2	11	2,442	3,616	6,058	550.7
2. Florida State	2000	11-1	12	1,980	4,608	6,558	549.0
3. Florida State	1993	11-1	12	2,667	3,909	6,576	548.0
4. Louisville	2017	8-5	13	3,186	3,898	7,084	544.9
5. North Carolina	2020	8-4	12	2,830	3,617	6,447	537.2
6. Louisville	2016	9-4	13	3,148	3,777	6,925	532.7
7. Clemson	2019	14-1	15	3,606	4,325	7,931	528.7
8. Clemson	2018	15-0	15	3,723	4,185	7,908	527.2
9. Florida State	2013	14-0	14	2,844	4,423	7,267	519.1
10. Virginia	2021	6-6	12	1,478	4,711	6,189	515.8

RUSHING OFFENSE

School	Year	W-L	G	Att.	Avg.	TD	Yards
1. Georgia Tech	2014	11-3	14	790	6.1	47	4,789
2. Georgia Tech	2012	7-7	14	808	5.4	48	4,357
3. Georgia Tech	2018	7-6	13	745	5.7	46	4,226
4. Georgia Tech	2010	6-7	13	753	5.6	31	4,203
5. Georgia Tech	2009	11-3	14	792	5.2	47	4,136
6. Georgia Tech	2011	8-5	13	718	5.7	45	4,114
7. Georgia Tech	2013	7-6	13	713	5.5	46	3,891
8. Georgia Tech	2008	9-4	13	640	5.6	32	3,552
9. Georgia Tech	2017	5-6	11	632	5.3	30	3,381
10. Georgia Tech	2016	9-4	13	611	5.5	34	3,355

FEWEST POINTS ALLOWED

School	Year	W-L	G	TD	Avg.	Total
1. Maryland	1953	10-0	10	5	3.1	31
2. Maryland	1955	10-0	10	9	5.7	57
3. Maryland	1954	7-2-1	10	10	6.7	67
South Carolina	1956	7-3	10	10	6.7	67
NC State	1957	7-1-2	10	10	6.7	67
6. Duke	1953	7-2-1	10	12	8.1	81
North Carolina	1977	8-2-1	11	10	7.4	81
8. Maryland	1976	11-0	11	11	7.7	85
9. Duke	1957	6-2-2	10	13	8.7	87
10. Clemson	1981	11-0	11	9	8.2	90

FEWEST POINTS ALLOWED PER GAME

School	Year	W-L	G	TD	Total	Avg.
1. Maryland	1953	10-0	10	5	31	3.1
2. Maryland	1955	10-0	10	9	57	5.7
3. Maryland	1954	7-2-1	10	10	67	6.7
South Carolina	1956	7-3	10	10	67	6.7
NC State	1957	7-1-2	10	10	67	6.7
6. North Carolina	1977	8-2-1	11	10	81	7.4
7. Maryland	1976	11-0	11	11	85	7.7
8. Duke	1953	7-2-1	10	12	81	8.1
9. Clemson	1981	11-0	11	9	90	8.2
10. Clemson	1979	8-3	11	8	92	8.4

FEWEST TOUCHDOWNS ALLOWED

School	Year	W-L	G	Run	Pass	Other	Total
1. Maryland	1953	10-0	10	2	2	1	5
2. Clemson	1979	8-3	11	5	3	0	8
3. Maryland	1955	10-0	10	3	4	2	9
Clemson	1981	11-0	11	4	5	0	9
5. Maryland	1954	7-2-1	10	5	5	0	10
NC State	1957	7-1-2	10	5	4	1	10
North Carolina	1977	8-2-1	11	5	5	0	10
8. Maryland	1976	11-0	11	7	4	0	11
Clemson	1990	9-2	11	5	5	1	11
10. Three teams tied with 12							

FEWEST TOTAL YARDS ALLOWED

School	Year	W-L	G	Run	Pass	PG	Total
1. Maryland	1955	10-0	10	761	932	169.3	1,693
2. Clemson	1954	5-5	10	969	792	176.1	1,761
3. Clemson	1963	5-4-1	10	931	916	184.7	1,847
4. Maryland	1953	10-0	10	849	1,093	194.2	1,942
5. Clemson	1959	8-2	10	1,085	886	197.1	1,971
6. South Carolina	1956	7-3	10	1,522	476	199.8	1,998
7. Clemson	1960	6-4	10	1,121	1,000	212.1	2,121
8. Duke	1955	7-2-1	10	1,370	765	213.5	2,135
9. Clemson	1957	7-3	10	1,562	597	215.9	2,159
10. North Carolina	1997	10-1	11	857	1,445	209.3	2,302

FEWEST YARDS ALLOWED PER GAME

School	Year	W-L	G	Run	Pass	Total	PG
1. Maryland	1955	10-0	10	761	932	1,693	169.3
2. Clemson	1954	5-5	10	969	792	1,761	176.1
3. Clemson	1963	5-4-1	10	931	916	1,847	184.7
4. Maryland	1953	10-0	10	849	1,093	1,942	194.2
5. Clemson	1959	8-2	10	1,085	886	1,971	197.1
6. South Carolina	1956	7-3	10	1,522	476	1,998	199.8
7. North Carolina	1997	10-1	11	857	1,445	2,302	209.3
8. Maryland	1976	11-0	11	1,284	1,037	2,321	211.0
9. Clemson	1960	6-4	10	1,121	1,000	2,121	212.1
10. Duke	1955	7-2-1	10	1,370	765	2,134	213.4

FEWEST RUSHING YARDS ALLOWED

School	Year	W-L	G	Att.	Avg.	TD	Total
1. Florida State	1997	10-1	11	379	51.9	10	571
2. Clemson	1991	9-1-1	11	360	53.4	5	587
3. Florida State	1996	11-0	11	418	59.0	5	649
4. Virginia	1994	8-3	11	323	63.6	9	700
5. Maryland	1955	10-0	10	na	na	3	761
6. Clemson	1990	9-2	11	369	71.7	5	789
7. North Carolina	1996	9-2	11	334	73.9	5	813
8. Maryland	1953	10-0	10	362	84.9	2	849
9. North Carolina	1997	10-1	11	371	77.9	5	857
10. Clemson	1987	9-2	11	388	80.0	10	880

TEAM SINGLE-SEASON RECORDS



RUSHING YARDS PER GAME

School	Year	W-L	G	Att.	Total	TD	PG
1. Georgia Tech	2014	11-3	14	790	4,789	47	342.1
2. Georgia Tech	2018	7-6	13	745	4,226	46	325.1
3. Georgia Tech	2010	6-7	13	753	4,203	31	323.3
4. Georgia Tech	2011	8-5	13	718	4,114	45	316.5
5. Georgia Tech	2012	7-7	14	808	4,357	48	311.2
6. Georgia Tech	2017	5-6	11	632	3,381	30	307.4
7. Wake Forest	1971	6-5	11	744	3,344	26	304.5
8. Georgia Tech	2013	7-6	13	713	3,891	46	299.3
9. Clemson	1978	10-1	11	681	3,262	37	296.5
10. Georgia Tech	2009	11-3	14	792	4,136	47	295.4

RUSHING YARDS PER CARRY

School	Year	W-L	G	Att.	Total	TD	Avg
1. Clemson	2018	15-0	15	568	3,723	49	6.55
2. Louisville	2017	8-5	13	495	3,186	33	6.44
3. Clemson	2019	14-1	15	566	3,606	45	6.37
4. Georgia Tech	2014	11-3	14	790	4,789	47	6.06
5. Louisville	2016	9-4	13	525	3,148	37	6.00
6. North Carolina	2015	11-3	14	537	3,142	40	5.96
7. Maryland	1954	7-2-1	10	425	2,488	--	5.85
8. Florida State	1995	9-2	11	420	2,442	35	5.81
9. North Carolina	2020	8-4	12	492	2,830	35	5.75
10. Georgia Tech	2011	8-5	13	718	4,114	45	5.729

PASSING YARDAGE

School	Year	W-L	G	Att.	Cmp.	TD	Yards
1. Clemson	2016	14-1	15	629	422	45	5,009
2. Pitt	2021	11-3	14	544	367	44	4,723
3. Virginia	2021	6-6	12	553	350	31	4,711
4. Florida State	2000	11-1	12	469	264	36	4,608
5. NC State	2003	8-5	13	496	357	35	4,580
6. Boston College	2007	11-3	14	659	390	31	4,535
7. Florida State	2013	14-0	14	442	288	42	4,423
8. Clemson	2015	14-1	15	528	356	35	4,373
9. Clemson	2013	11-2	13	493	341	39	4,330
North Carolina	2022	9-5	14	344	526	38	4,330

PASSING YARDAGE PER GAME

School	Year	W-L	G	Att.	Cmp.	Yards	PG
1. Virginia	2021	6-6	12	553	350	4,711	392.6
2. Florida State	2000	11-1	12	469	264	4,608	384.0
3. NC State	2003	8-5	13	496	357	4,580	352.3
4. Duke	1988	7-3-1	11	496	292	3,868	351.6
5. Clemson	2020	10-2	12	490	326	4,182	348.5
6. Maryland	1993	2-9	11	473	302	3,828	348.0
7. Florida State	1997	10-1	11	440	262	3,740	340.0
8. Pitt	2021	11-3	14	544	367	4,723	337.4
9. Clemson	2016	14-1	15	629	422	5,009	333.9
10. Maryland	1992	3-8	11	514	304	3,628	329.8

PASS COMPLETION PERCENTAGE

School	Year	W-L	G	Att.	Cmp.	Yards	Pct.
1. NC State	2003	8-5	13	496	357	4,580	.719
2. Wake Forest	2007	9-4	13	392	279	2,563	.712
3. Florida State	1993	11-1	12	469	327	3,909	.697
4. Clemson	2013	11-2	13	493	341	4,330	.692
5. North Carolina	2020	8-4	12	357	244	3,617	.683
Virginia	2002	9-5	14	448	306	3,222	.683
7. North Carolina	2016	8-5	13	459	313	3,811	.682
8. Maryland	1994	4-7	11	428	291	3,037	.680
9. Virginia	2003	8-5	13	466	316	3,324	.678
10. North Carolina	1974	7-4	11	180	122	1,766	.678

FEWEST RUSHING YARDS ALLOWED PER GAME

School	Year	W-L	G	Att.	TD	Total	PG
1. Florida State	1997	10-1	11	379	10	571	51.9
2. Clemson	1991	9-1-1	11	360	5	587	53.4
3. Florida State	1996	11-0	11	418	5	649	59.0
4. Virginia	1994	8-3	11	323	9	700	63.6
5. Miami	2006	7-6	13	391	12	882	67.8
6. Clemson	1990	9-2	11	369	5	789	71.7
7. North Carolina	1996	9-2	11	334	5	813	73.1
8. Florida State	2000	11-1	12	387	6	887	73.2
9. Boston College	2007	11-3	14	436	8	1057	75.5
10. Maryland	1955	10-0	10	na	na	761	76.1

FEWEST RUSHING YARDS ALLOWED PER CARRY

School	Year	W-L	G	Att.	Yards	TD	Avg.
1. Florida State	1997	10-1	11	379	571	10	1.50
2. Florida State	1996	11-0	11	418	649	5	1.55
3. Clemson	1991	9-1-1	11	360	587	5	1.63
4. Clemson	1990	9-2	11	369	789	5	2.14
5. Virginia	1994	8-3	11	323	700	9	2.17
6. Miami	2006	7-6	13	391	882	12	2.26
7. Clemson	1987	9-2	11	388	880	10	2.27
8. Maryland	1981	4-6-1	11	404	923	4	2.29
9. Florida State	2000	11-1	12	387	887	6	2.29
10. North Carolina	1997	10-1	11	371	857	5	2.31

FEWEST PASSING YARDS ALLOWED

School	Year	W-L	G	Att.	Cmp.	TD	Total
1. South Carolina	1956	7-3	10	107	43	3	476
2. Clemson	1956	7-1-2	10	128	50	0	553
3. Clemson	1957	7-3	10	129	49	4	597
4. Maryland	1957	5-5	10	146	51	5	599
5. North Carolina	1957	6-4	10	141	51	4	617
6. Wake Forest	1959	6-4	10	128	57	7	621
7. Maryland	1956	2-7-1	10	135	58	2	664
8. Duke	1954	7-2-1	10	143	61	3	675
9. North Carolina	1960	3-7	10	147	56	5	676
10. Virginia	1957	3-6-1	10	121	47	8	738

PASSING YARDS ALLOWED PER GAME

School	Year	W-L	G	Att.	Cmp.	Total	PG
1. South Carolina	1956	7-3	10	107	43	476	47.6
2. Clemson	1956	7-1-2	10	128	50	553	55.3
3. Clemson	1957	7-3	10	129	49	597	59.7
4. Maryland	1957	5-5	10	146	51	599	59.9
5. North Carolina	1957	6-4	10	141	51	617	61.7
6. Wake Forest	1959	6-4	10	128	57	621	62.1
7. Maryland	1956	2-7-1	10	135	58	612	66.4
8. Duke	1954	7-2-1	10	143	61	675	67.5
9. North Carolina	1960	3-7	10	147	56	676	67.6
10. Virginia	1957	3-6-1	10	121	47	738	73.8

MOST INTERCEPTIONS BY DEFENSE

School	Year	W-L	G	TD	Avg	Total
1. Maryland	1955	10-0	10	n/a	3.000	30
2. Virginia	1994	8-3	11	3	2.455	27
NC State	2011	8-5	13	3	2.077	27
4. Boston College	2008	9-5	14	5	1.857	26
5. Florida State	2013	14-0	14	5	1.857	26
Louisville	2014	9-4	13	1	2.000	26
7. Virginia	1995	8-4	12	0	2.083	25
8. Boston College	2007	11-3	14	3	1.786	25
9. Duke	1954	7-2-1	10	0	2.400	24
Georgia Tech	1990	10-0-1	11	1	2.182	24
Maryland	2001	10-1	11	0	2.182	24

QUARTERBACK SACKS BY DEFENSE

School	Year	W-L	G	Yards	PG	Total
1. Florida State	1996	11-0	11	359	6.1	67
2. Clemson	2018	15-0	15	318	3.6	54
Pitt	2021	11-3	14	406	3.9	54
4. North Carolina	2000	6-5	11	375	4.8	53
5. Florida State	2016	10-3	13	318	3.9	51
Pitt	2019	8-5	13	338	3.9	51
7. Florida State	1997	10-1	11	348	4.5	50
Louisville	2022	8-5	13	347	3.9	50
9. Maryland	1985	8-3	11	338	4.5	49
Clemson	2016	14-1	15	322	3.3	49

ALL-TIME AP RANKINGS BY SCHOOL

School	Weeks		Top 10	#10	#9	#8	#7	#6	#5	#4	#3	#2	#1	Last AP Ranking
	Ranked	Current												
Florida State	567	6	368	26	25	21	16	37	41	37	60	33	72	Jan. 10, 2023
Miami	513	0	309	20	27	23	14	21	19	25	34	57	68	Sept. 18, 2022
Clemson	493	11	199	21	19	19	14	10	19	24	33	27	24	Jan. 10, 2023
Pitt	314	0	125	13	9	13	12	5	8	11	15	14	21	Jan. 10, 2023
Virginia Tech	311	0	95	9	12	12	6	9	11	10	15	9	0	Sept. 12, 2021
Georgia Tech	306	0	146	18	16	18	21	15	19	11	15	13	0	Sept. 20, 2015
North Carolina	270	0	79	15	9	11	8	9	12	5	8	1	1	Nov. 27, 2022
Syracuse	210	0	53	12	10	7	5	7	2	4	2	2	5	Oct. 30, 2022
NC State	186	0	12	6	1	1	0	0	2	1	1	0	0	Dec 4, 2022
Virginia	174	0	23	9	5	1	2	1	0	1	0	1	3	Dec. 1, 2019
Duke	172	0	57	7	5	6	9	9	6	6	7	2	0	Sept. 23, 2018
Louisville	143	0	40	3	3	9	11	5	5	1	3	0	0	Sept. 20, 2020
Boston College	144	0	34	6	3	7	2	0	4	6	3	2	1	Nov. 11, 2018
Wake Forest	69	0	2	2	0	0	0	0	0	0	0	0	0	Oct. 20, 2022

AGAINST ACC-AP RANKED OPPONENTS

School	Games	W-L-T	Pct.
Florida State	63	38-25-0	.603
Virginia Tech	42	23-19-0	.548
Clemson	105	52-52-0	.500
Pitt	17	6-11-0	.353
Miami	37	13-24-0	.351
Georgia Tech	92	32-60-0	.348
NC State	107	34-72-1	.322
North Carolina	101	28-70-3	.292
Virginia	103	27-74-2	.272
Boston College	43	9-34-0	.209
Louisville	16	3-13-0	.188
Syracuse	26	4-22-0	.154
Wake Forest	113	15-97-1	.137
Duke	95	10-84-1	.105

AGAINST ALL AP-RANKED OPPONENTS

School	Games	W-L-T	Pct.
Florida State	217	105-108-4	.493
Clemson	208	91-116-2	.440
Miami	259	109-148-2	.425
Virginia Tech	156	57-98-1	.369
Georgia Tech	287	96-185-6	.345
NC State	181	55-124-2	.309
Syracuse	203	56-143-4	.286
Pitt	260	67-186-6	.270
North Carolina	215	52-157-6	.256
Louisville	92	21-71-0	.228
Virginia	180	39-138-3	.225
Boston College	161	34-126-1	.214
Duke	180	27-146-6	.168
Wake Forest	163	25-137-1	.156

AGAINST NO. 1 RANKED TEAM IN AP POLL

Date	Site	ACC Team	No. 1 Team	Date	Site	ACC Team	No. 1 Team	Date	Site	ACC Team	No. 1 Team
11-27-37	Durham, N.C.	#18 Duke 0	Pitt 10	9-3-88	Miami, Fla.	#6 Miami 31	Florida State 0	8-28-04	Landover, Md.	Virginia Tech 13	Southern California 24
10-6-45	New York, N.Y.	#19 Duke 13	Army 48	11-25-89	Miami, Fla.	#7 Miami 27	Notre Dame 10	11-28-10	Gainesville, Fla.	Florida State 10	Florida 37
10-2-43	South Bend, Ind.	Georgia Tech 13	Notre Dame 55	10-20-90	W-Salem, N.C.	Wake Forest 14	Virginia 49	9-18-10	Durham, N.C.	Duke 13	Alabama 62
10-26-46	New York, N.Y.	#13 Duke 0	Army 19	11-3-90	Charlottesville, Va.	#16 Georgia Tech 41	Virginia 38	9-17-11	Tallahassee, Fla.	#5 Florida State 13	Oklahoma 23
10-16-48	Chapel Hill, N.C.	NC State 0	North Carolina 14	10-12-91	Orlando, Fla.	Virginia Tech 20	Florida State 33	12-7-13	Charlotte, N.C.	#20 Duke 7	Florida State 45
11-12-49	North Carolina, N.Y.	North Carolina 6	Notre Dame 42	11-16-91	Tallahassee, Fla.	#2 Miami 17	Florida State 16	8-31-13	Atlanta, Ga.	Virginia Tech 10	Alabama 35
9-30-50	South Bend, Ind.	#20 North Carolina 7	Notre Dame 14	11-23-91	Chestnut Hill, Mass.	Boston College 14	Miami 19	11-22-14	Tallahassee, Fla.	Boston College 17	Florida State 20
10-14-50	Lafayette, Ind.	Miami 20	Purdue 14	10-24-92	Blacksburg, Va.	Virginia Tech 24	Miami 43	9-20-14	Tallahassee, Fla.	#22 Clemson 17	Florida State 23 (ot)
1-2-52	New Orleans, La.	#3 Maryland 28	Tennessee 13	9-4-93	Durham, N.C.	Duke 7	Florida State 45	9-27-14	Raleigh, N.C.	NC State 41	Florida State 56
10-24-53	South Bend, Ind.	#4 Georgia Tech 14	Notre Dame 27	9-10-93	Tallahassee, Fla.	#3 Miami 10	Florida State 28	10-11-14	Syracuse, N.Y.	Syracuse 20	Florida State 38
11-14-53	Chapel Hill, N.C.	North Carolina 14	Notre Dame 34	9-18-93	Chapel Hill, N.C.	#13 North Carolina 7	Florida State 33	10-4-14	Tallahassee, Fla.	Wake Forest 3	Florida State 43
1-1-55	Miami, Fla.	#3 Maryland 6	Oklahoma 20	10-2-93	Tallahassee, Fla.	Georgia Tech 0	Florida State 51	9-7-15	Blacksburg, Va.	Virginia Tech 24	Ohio State 42
9-24-55	College Park, Md.	#5 Maryland 7	UCLA 0	10-9-93	Tallahassee, Fla.	Clemson 0	Florida State 57	11-14-15	Syracuse, N.Y.	Syracuse 27	Clemson 37
10-8-55	College Park, Md.	Wake Forest 7	Maryland 28	10-16-93	Tallahassee, Fla.	#15 Virginia 14	Florida State 40	11-21-16	Clemson, S.C.	Wake Forest 13	Clemson 33
10-29-55	College Park, Md.	South Carolina 0	Maryland 27	10-30-93	Tallahassee, Fla.	Wake Forest 0	Florida State 54	12-5-16	Charlotte, N.C.	North Carolina 37	Clemson 45
9-29-56	Norman, Okla.	North Carolina 0	Oklahoma 36	11-6-93	College Park, Md.	Maryland 20	Florida State 49	1-9-17	Tampa, Fla.	Clemson 35	Alabama 31
10-30-58	West Point, N.Y.	Virginia 6	Army 35	11-20-93	South Bend, Ind.	#17 Boston College 41	Notre Dame 39	9-2-17	Atlanta, Ga.	Florida State 7	Alabama 24
11-8-58	Baton Rouge, La.	Duke 18	LSU 50	1-1-95	Miami, Fla.	#4 Miami 17	Nebraska 24	12-2-17	Charlotte, N.C.	Miami 3	Clemson 38
1-1-59	New Orleans, La.	#12 Clemson 0	LSU 7	10-7-95	Miami, Fla.	Miami 17	Florida State 41	1-7-19	Santa Clara, Calif.	Clemson 44	Alabama 16
10-10-59	Baton Rouge, La.	Miami 3	LSU 27	10-21-95	Tallahassee, Fla.	Georgia Tech 10	Florida State 42	8-29-19	Clemson, S.C.	Georgia Tech 14	Clemson 52
11-17-62	Atlanta, Ga.	Georgia Tech 7	Alabama 6	9-2-95	Orlando, Fla.	Duke 26	Florida State 70	9-14-19	Syracuse, N.Y.	Syracuse 6	Clemson 41
11-5-66	South Bend, Ind.	Duke 0	Notre Dame 64	9-9-95	Clemson, S.C.	Clemson 26	Florida State 45	9-28-19	Chapel Hill, N.C.	North Carolina 20	Clemson 21
9-21-68	Lafayette, Ind.	Virginia 7	Purdue 44	9-16-95	Tallahassee, Fla.	NC State 17	Florida State 77	9-12-20	Winston-Salem, N.C.	Wake Forest 13	Clemson 37
11-14-70	South Bend, Ind.	Georgia Tech 7	Notre Dame 10	10-14-95	Tallahassee, Fla.	Wake Forest 13	Florida State 72	10-3-20	Clemson, S.C.	Virginia 23	Clemson 41
10-3-70	Columbus, Ohio	Duke 10	Ohio State 34	11-30-96	Tallahassee, Fla.	#2 Florida State 24	Florida 21	10-10-20	Clemson, S.C.	#7 Miami 17	Clemson 42
9-22-73	Atlanta, Ga.	Georgia Tech 6	Southern California 23	1-4-99	Tempe, Ariz.	#2 Florida State 16	Tennessee 23	10-17-20	Atlanta, Ga.	Georgia Tech 7	Clemson 73
9-26-75	Miami, Fla.	Miami 17	Oklahoma 20	9-11-99	Tallahassee, Fla.	#10 Georgia Tech 35	Florida State 41	10-24-20	Clemson, S.C.	Syracuse 21	Clemson 47
10-2-76	Ann Arbor, Mich.	Wake Forest 0	Michigan 31	9-18-99	Tallahassee, Fla.	#20 NC State 11	Florida State 42	10-31-20	Clemson, S.C.	Boston College 28	Clemson 34
9-17-77	Ann Arbor, Mich.	Duke 9	Michigan 21	9-25-99	Chapel Hill, N.C.	North Carolina 10	Florida State 42	11-7-20	Notre Dame, Ind.	#4 Notre Dame 47	Clemson 40 (2ot)
10-27-79	Tuscaloosa, Ala.	Virginia Tech 7	Alabama 31	10-2-99	Jacksonville, Fla.	Duke 23	Florida State 53	1-1-21	Dallas, Texas	#4 Notre Dame 14	Alabama 31
11-17-79	Tuscaloosa, Ala.	Miami 0	Alabama 30	10-9-99	Tallahassee, Fla.	#19 Miami 21	Florida State 31	9-4-21	Atlanta, Ga.	#14 Miami 13	Alabama 44
11-8-80	Atlanta, Ga.	Georgia Tech 3	(Tie) Notre Dame 3	10-16-99	Tallahassee, Fla.	Wake Forest 10	Florida State 33	11-27-21	Atlanta, Ga.	Georgia Tech 0	Georgia 45
11-29-80	Athens, Ga.	Georgia Tech 20	Georgia 38	10-23-99	Clemson, S.C.	Clemson 14	Florida State 17	11-26-22	Athens, Ga.	Georgia Tech 14	Georgia 37
10-31-81	Miami, Fla.	Miami 17	Penn State 14	10-30-99	Charlottesville, Va.	Virginia 10	Florida State 35				
9-9-82	Pitt, Pa.	#5 North Carolina 6	Pitt 7	11-13-99	Tallahassee, Fla.	Maryland 10	Florida State 49				
11-27-82	Athens, Ga.	Georgia Tech 18	Georgia 38	1-4-00	New Orleans, La.	#2 Virginia Tech 29	Florida State 46				
1-2-84	Miami, Fla.	#5 Miami 31	Nebraska 30	10-7-00	Miami, Fla.	#7 Miami 27	Florida State 24				
8-27-84	East Rutherford, N.J.	#10 Miami 20	Auburn 18	11-10-01	Chestnut Hill, Mass.	Boston College 7	Miami 18				
9-27-86	Miami, Fla.	#2 Miami 28	Oklahoma 16	1-3-01	Ft. Lauderdale, Fla.	#3 Florida State 2	Oklahoma 13				
11-1-86	Miami, Fla.	#20 Florida State 23	Miami 41	9-21-02	Miami, Fla.	Boston College 6	Miami 38				
9-12-87	Norman, Okla.	North Carolina 0	Oklahoma 28	10-21-02	Miami, Fla.	#9 Florida State 27	Miami 28				
1-1-88	Miami, Fla.	#2 Miami 30	Oklahoma 14	12-7-02	Miami, Fla.	#18 Virginia Tech 45	Miami 56				

BOSTON COLLEGE (34-126-1)

1937 #17	Holy Cross	L	0-20
1938 #11	Holy Cross	L	7-29
1939 #10	Holy Cross	W	14-0
1939 #12	Clemson (Cotton)	L	3-6
1940 #4	Tennessee (Sugar)	W	19-13
1941 #13	Temple	W	31-0
1942 #10	Alabama (Orange)	L	21-37
1946 #8	Tennessee	L	13-33
1948 #13	Clemson	L	19-26
1950 #6	at Oklahoma	L	0-28
1950 #13	Clemson	L	14-35
1951 #16	Holy Cross	W	19-14
1952 #15	Villanova	L	7-28
1953 #19	at LSU	L	6-42
1956 #13	at Miami	L	6-27
1957 #12	Navy	L	6-46
1958 #16	at Clemson	L	12-34
1959 #7	at Army	L	8-24
1964 #9	Syracuse	W	21-14
1968 #4	Penn State	L	0-29
1969 #5	at Penn State	L	16-38
1970 #7	at Air Force	L	10-35
1972 #16	Air Force	L	9-13
1972 #6	Penn State	L	26-45
1973 #6	at Miami	L	10-15
1974 #10	Texas	L	9-42
1975 #9	Notre Dame	L	3-17
1976 #7	Texas	W	14-13
1977 #16	Pitt	L	7-45
1978 #9	Texas A&M	L	2-37
1978 #9	Pitt	L	15-32
1980 #3	at Pitt	L	6-14
1980 #11	Stanford	W	30-13
1980 #7	at Florida State	L	7-41
1981 #9	at North Carolina	L	14-56
1981 #2	at Penn State	L	7-38
1981 #2	Pitt	L	24-29
1982 #16	at Clemson	T	17-17
1982 #8	Penn State	L	17-52
1982 #18	Auburn (Tangerine)	L	3-26
1983 #19	West Virginia	L	17-27
1984 #9	at Alabama	W	38-31
1984 #20	at West Virginia	L	20-21
1984 #12	at Miami	W	47-45
1985 #10	vs. BYU	L	14-28
1985 #17	Maryland	L	13-31
1985 #3	at Penn State	L	12-16
1986 #17	Georgia (HOF)	W	27-24
1987 #15	Penn State	L	17-27
1987 #13	Tennessee	W	20-18
1987 #9	at Notre Dame	L	25-32
1987 #6	at Syracuse	L	17-45
1988 #8	Southern California	L	7-34
1988 #16	at Penn State	L	20-23
1988 #6	at West Virginia	L	19-59
1988 #15	Syracuse	L	20-45
1989 #23	Pitt	L	10-29
1989 #15	West Virginia	L	30-44
1990 #17	at Pitt	L	6-29
1990 #17	Ohio State	L	10-31
1990 #20	at Louisville	L	10-17
1991 #2	Michigan	L	13-35
1991 #17	Georgia Tech	L	14-30
1991 #10	at Penn State	L	21-28
1991 #17	at Syracuse	L	16-38
1991 #1	at Miami	L	14-19
1992 #9	at Penn State	W	35-32
1992 #8	at Notre Dame	L	7-54
1992 #17	Tennessee (HOF)	L	23-28
1993 #5	Miami	L	7-23
1993 #13	at Syracuse	W	33-29
1993 #25	Virginia Tech	W	48-34
1993 #1	at Notre Dame	W	41-39
1993 #5	West Virginia	L	14-17
1994 #5	at Michigan	L	26-34
1994 #18	Virginia Tech	L	7-12
1994 #8	Notre Dame	W	30-11

1994 #14	Syracuse	W	31-0
1994 #5	at Miami	L	7-23
1994 #11	Kansas State (Aloha)	W	12-7
1995 #12	vs. Ohio State	L	6-38
1995 #20	at Virginia Tech	W	20-14
1995 #11	Michigan	L	13-23
1995 #12	at Notre Dame	L	10-20
1995 #22	at Syracuse	L	29-58
1996 #19	Virginia Tech	L	7-45
1996 #8	at Michigan	L	14-20
1996 #19	at West Virginia	L	17-34
1996 #17	Notre Dame	L	21-48
1996 #25	at Miami	L	26-43
1997 #23	Virginia Tech	L	7-17
1997 #22	at Syracuse	L	13-20
1998 #17	Virginia Tech	L	0-17
1998 #23	Syracuse	L	25-42
1998 #25	at Miami	L	17-35
1998 #13	Notre Dame	L	26-31
1999 #2	at Virginia Tech	L	14-38
2000 #4	Virginia Tech	L	34-48
2000 #11	at Notre Dame	L	16-28
2000 #2	at Miami	L	6-52
2001 #6	at Virginia Tech	L	20-34
2001 #1	Miami	L	7-18
2001 #22	at Syracuse	L	28-39
2001 #16	Georgia (Music City)	W	20-16
2002 #1	at Miami	L	6-38
2002 #4	Virginia Tech	L	23-28
2002 #4	at Notre Dame	W	14-7
2003 #2	Miami	L	14-33
2003 #25	Pitt	L	13-24
2003 #12	at Virginia Tech	W	34-27
2004 #24	at Notre Dame	W	24-23
2004 #10	at West Virginia	W	36-17
2005 #8	Florida State	L	17-28
2005 #3	at Virginia Tech	L	10-30
2006 #18	Clemson (2ot)	W	34-33
2006 #22	Virginia Tech	W	22-3
2006 #22	at Wake Forest	L	14-21
2006 #21	Maryland	W	38-16
2007 #15	at Georgia Tech	W	24-10
2007 #8	at Virginia Tech	W	14-10
2007 #15	at Clemson	W	20-17
2007 #6	Virginia Tech (ACC)	L	16-30
2008 #17	Virginia Tech	W	28-23
2008 #20	at Florida State	W	27-17
2009 #5	at Virginia Tech	L	14-48
2010 #16	at Florida State	L	19-24
2010 #13	Nevada (Kraft)	L	13-20
2011 #8	at Clemson	L	14-36
2011 #16	at Virginia Tech	L	14-30
2011 #24	at Notre Dame	L	14-16
2012 #17	Clemson	L	31-45
2012 #12	at Florida State	L	7-51
2012 #4	at Notre Dame	L	6-21
2013 #8	Florida State	L	34-48
2013 #3	at Clemson	L	14-24
2014 #9	Southern California	W	37-31
2014 #24	Clemson	L	13-17
2014 #1	at Florida State	L	17-20
2015 #9	Florida State	L	0-14
2015 #5	at Clemson	L	17-34
2015 #5	vs. Notre Dame	L	16-19
2016 #3	Clemson	L	10-56
2016 #5	Louisville	L	7-52
2016 #20	at Florida State	L	7-45
2017 #2	at Clemson	L	7-34
2017 #16	Virginia Tech	L	10-23
2018 #23	at NC State	L	23-28
2018 #2	Clemson	L	7-27
2018 #19	Syracuse	L	21-42
2019 #4	at Clemson	L	7-59
2019 #21	Cincinnati (Bowl)	L	6-38
2020 #12	North Carolina	L	22-26
2020 #23	at Virginia Tech	L	14-40
2020 #1	at Clemson	L	28-34
2020 #2	Notre Dame	L	31-45

2021 #16	NC State	L	7-33
2021 #21	Wake Forest	L	10-41
2022 #5	Clemson	L	3-31
2022 #13	at Wake Forest	L	15-43
2022 #16	NC State	W	21-20
2022 #18	at Notre Dame	L	0-44

CLEMSON (90-116-2)

1939 #11	Boston Col. (Cotton)	W	6-3
1942 #16	Auburn	L	13-41
1943 #15	Georgia Tech	L	6-41
1944 #19	Tennessee	L	7-26
1944 #17	Wake Forest	L	7-13
1948 #19	Wake Forest	W	21-14
1950 #17	Wake Forest	W	13-12
1950 #15	Miami (Orange)	W	15-14
1951 #15	Miami (Gator)	L	0-14
1952 #3	Maryland	L	0-28
1953 #3	Maryland	L	0-20
1953 #14	at Georgia Tech	L	7-20
1953 #14	Auburn	L	19-45
1954 #14	Florida	W	14-7
1954 #17	at Maryland	L	0-16
1954 #18	at Auburn	L	6-27
1955 #2	Maryland	L	12-25
1955 #12	Auburn	L	0-21
1956 #19	at Florida	T	20-20
1956 #15	Virginia Tech	W	21-6
1956 #8	at Miami	L	0-21
1956 #20	Colorado (Orange)	L	21-27
1957 #13	NC State	L	7-13
1957 #11	at Duke	L	6-7
1958 #1	LSU (Sugar)	L	0-7
1959 #12	at North Carolina	W	20-18
1959 #7	at Georgia Tech	L	6-16
1959 #7	TCU (Bluebonnet)	W	23-7
1963 #4	at Oklahoma	L	14-31
1963 #9	at Georgia Tech	L	0-27
1965 #4	at Georgia	L	9-23
1966 #9	at Georgia Tech	L	12-13
1966 #4	at Alabama	L	0-28
1966 #5	at Southern California	L	0-30
1967 #5	Georgia	L	17-24
1967 #10	NC State	W	14-6
1969 #7	Georgia	L	0-30
1969 #20	at Auburn	L	0-51
1970 #15	at Georgia Tech	L	7-28
1970 #9	Auburn	L	0-44
1971 #14	Georgia	L	0-28
1971 #14	Duke	W	3-0
1971 #5	at Auburn	L	13-35
1972 #2	at Oklahoma	L	3-52
1974 #15	at NC State	L	10-31
1975 #14	at Alabama	L	0-56
1976 #9	Georgia	L	0-41
1976 #6	at Maryland	L	0-20
1977 #10	Maryland	L	14-21
1977 #17	at Georgia	W	7-6
1977 #5	Notre Dame	L	17-21
1977 #10	Pitt (Gator)	L	3-34
1978 #11	at Maryland	W	28-24
1978 #20	Ohio State (Gator)	W	17-15
1979 #14	Wake Forest	W	31-0
1979 #19	at South Carolina	L	9-13
1979 #19	Baylor(Peach)	L	18-24
1980 #10	at Georgia	L	16-20
1980 #14	North Carolina	L	19-24
1980 #14	South Carolina	W	27-6
1981 #4	Georgia	W	13-3
1981 #8	at North Carolina	W	10-8
1981 #4	Nebraska (Orange)	W	22-15
1982 #7	at Georgia	L	7-13
1982 #18	North Carolina	W	16-13
1982 #18	at Maryland	W	24-22
1983 #11	Georgia	T	16-16
1983 #10	at North Carolina	W	16-3
1983 #11	Maryland	W	52-27
1984 #20	at Georgia	L	23-26

1984 #18	at Georgia Tech	L	21-28
1984 #9	South Carolina	L	21-22
1986 #14	at Georgia	W	31-28
1986 #20	at NC State	L	3-27
1986 #20	Stanford (Gator)	W	27-21
1987 #18	Georgia	W	21-20
1987 #12	at South Carolina	L	7-20
1987 #20	Penn State (Citrus)	W	35-10
1988 #10	Florida State	L	21-24
1988 #10	Oklahoma (Citrus)	W	13-6
1989 #16	at Florida State	W	34-23
1989 #12	NC State	W	30-10
1989 #21	West Virginia (Gator)	W	27-7
1990 #14	at Virginia	L	7-20
1990 #18	at Georgia Tech	L	19-21
1990 #25	Illinois (HOF)	W	30-0
1991 #19	Georgia Tech	W	9-7
1991 #12	NC State	W	29-19
1991 #8	California (Citrus)	L	13-37
1992 #5	Florida State	L	20-24
1992 #10	at Virginia	W	29-28
1992 #23	at NC State	L	6-20
1992 #18	North Carolina	W	40-7
1993 #1	at Florida State	L	0-57
1993 #24	NC State	W	20-14
1993 #16	at North Carolina	L	0-24
1993 #18	Virginia	W	23-14
1994 #25	at Duke	L	13-19
1994 #10	at Florida State	L	0-17
1994 #19	at North Carolina	W	28-17
1995 #1	Florida State	L	26-45
1995 #11	Virginia	L	3-22
1996 #2	at Florida State	L	3-34
1996 #22	Georgia Tech	W	22-24
1996 #15	at Virginia	W	24-16
1996 #17	LSU (Peach)	L	7-10
1997 #5	Florida State	L	28-35
1997 #8	North Carolina	L	10-17
1997 #13	Auburn (Peach)	L	17-21
1998 #10	at Virginia	L	18-20
1998 #6	at Florida State	L	0-48
1998 #22	Georgia Tech	L	21-24
1999 #23	Virginia	W	33-14
1999 #8	at Virginia Tech	L	11-31
1999 #1	Florida State	L	14-17
1999 #13	at Georgia Tech	L	42-45
1999 #15	Miss. State (Peach)	L	7-17
2000 #4	at Florida State	L	7-54
2000 #25	South Carolina	W	16-14
2000 #6	Virginia Tech (Gator)	L	20-41
2001 #9	at Georgia Tech (ot)	W	47-44
2001 #14	Florida State	L	27-41
2001 #13	at Maryland	L	20-37
2001 #22	at South Carolina	L	15-20
2002 #8	at Georgia	L	28-31
2002 #11	at Florida State	L	31-48
2002 #12	NC State	L	6-38
2002 #19	Maryland	L	12-30
2003 #9	at Georgia	L	0-30
2003 #24	Virginia (ot)	W	30-27
2003 #3	Florida State	W	26-10
2003 #7	Tennessee (Peach)	W	27-14
2004 #8	at Florida State	L	22-41
2004 #10	at Virginia	L	10-30
2004 #11	at Miami (ot)	W	24-17
2005 #17	Texas A&M	W	25-24
2005 #13	Miami (3ot)	L	30-36
2005 #17	Florida State	W	35-14
2005 #19	at South Carolina	W	13-9
2006 #9	at Florida State	W	27-20
2006 #13	Georgia Tech	W	31-7
2007 #19	Florida State	W	24-18
2007 #15	Virginia Tech	L	23-41
2007 #18	Boston College	L	17-20
2008 #22	Auburn (CFA) (ot)	L	20-23
2008 #24	Alabama (Atl.)	L	10-34

2009 #15	at Georgia Tech	L	27-30
2009 #15	TCU	L	10-14
2009 #8	at Miami (ot)	W	30-27
2009 #12	Georgia Tech	L	34-39
2010 #16	at Auburn (ot)	L	24-27
2010 #16	Miami	L	21-30
2010 #23	NC State	W	14-13
2010 #18	South Carolina	L	7-29
2011 #21	Auburn	W	38-24
2011 #11	Florida State	W	35-30
2011 #11	at Virginia Tech	W	23-3
2011 #14	at South Carolina	L	13-34
2011 #5	Virginia Tech (ACC)	W	38-10
2011 #23	West Virginia (Orange)	L	33-70
2012 #4	at Florida State	L	37-49
2012 #13	South Carolina	L	17-27
2012 #9	LSU (CFA)	W	25-24
2013 #5	Georgia	W	38-35
2013 #5	Florida State	L	14-51
2013 #10	at South Carolina	L	17-31
2013 #7	Ohio State (Orange)	W	40-35
2014 #12	at Georgia	L	21-45
2014 #1	at Florida State (ot)	L	17-23
2014 #24	at Georgia Tech	L	6-28
2015 #6	Notre Dame	W	24-22
2015 #17	Florida State	W	23-13
2015 #8	North Carolina (ACC)	W	45-37
2015 #4	Oklahoma (CFP)	W	37-17
2015 #2	Alabama (CFP)	L	40-45
2016 #3	Louisville	W	42-36
2016 #12	at Florida State	W	37-34
2016 #18	Virginia Tech (ACC)	W	42-35
2016 #3	Ohio State (CFP)	W	31-0
2016 #1	Alabama (CFP)	W	35-31
2017 #13	Auburn	W	14-6
2017 #14	at Louisville	W	47-21
2017 #12	at Virginia Tech	W	31-17
2017 #20	NC State	W	38-31
2017 #7	Miami (ACC)	W	38-3
2017 #4	Alabama (CFP)	L	6-24
2018 #16	NC State	W	41-7
2018 #17	at Boston College	W	27-7
2018 #3	Notre Dame (CFP)	W	30-3
2018 #1	Alabama (CFP)	W	44-16
2019 #12	Texas A&M	W	24-10
2019 #22	Virginia (ACC)	W	62-17
2019 #2	Ohio State (CFP)	W	29-23
2019 #1	LSU (CFP)	L	25-42
2020 #7	Miami	W	42-17
2020 #4	at Notre Dame	L	40-47
2020 #2	Notre Dame (ACC)	W	34-10
2020 #3	Ohio State (CFP)	L	28-49
2021 #5	vs. Georgia	L	3-10
2021 #23	at Pitt	L	17-27
2021 #13	Wake Forest	W	48-27
2022 #21	at Wake Forest (2ot)	W	51-45
2022 #10	NC State	W	30-20
2022 #14	Syracuse	W	27-21
2022 #23	North Carolina (ACC)	W	39-10
2022 #6	Tennessee (Orange)	L	14-31

DUKE (27-146-6)

1937 #1	Pitt	L	0-10
1938 #4	Pitt	W	7-0
1938 #7	Southern California	L	3-7
1939 #7	North Carolina	W	13-3
1941 #12	Oregon State (Rose)	L	16-20
1942 #7	Colgate	W	34-0
1942 #5	Georgia Tech	L	7-26
1943 #4	Navy	L	13-14
1944 #6	Navy	L	0-7
1944 #2	Army	L	7-27
1944 #5	Georgia Tech	W	19-13
1944 #11	Wake Forest	W	34-0
1945 #1	Army	L	13-48
1946 #1	Army	L	0-19
1946 #16	Georgia Tech	L	0-14
1946 #13	Wake Forest	W	13-0

1946 #14	North Carolina	L	7-22
1947 #11	Wake Forest	W	13-6
1947 #6	Georgia Tech	L	0-7
1948 #6	Georgia Tech	L	7-19
1948 #18	Wake Forest	L	20-27
1948 #5	North Carolina	L	0-20
1951 #3	Tennessee	L	0-26
1951 #5	Georgia Tech	T	14-14
1952 #11	Tennessee	W	7-0
1952 #4	Georgia Tech	L	7-28
1953 #12	at Georgia Tech	L	10-13
1954 #5	at Purdue	T	13-13
1954 #18	Army	L	14-28
1954 #19	Navy	L	7-40
1955 #14	at Ohio State	W	20-14
1955 #12	at Georgia Tech	L	0-27
1955 #9	Navy	T	7-7
1956 #9	Tennessee	L	20-33
1956 #19	SMU	W	14-6
1956 #16	Pitt	L	14-27
1956 #2	Georgia Tech	L	0-7
1956 #12	Navy	T	7-7
1957 #15	at Rice	W	7-6
1957 #11	at NC State	T	14-14
1957 #7	Navy	T	6-6
1957 #14	Clemson	W	7-6
1957 #4	Oklahoma (Orange)	L	21-48
1958 #12	at Notre Dame	L	7-9
1958 #1	LSU	L	18-50
1958 #17	at North Carolina	W	7-6
1959 #14	at South Carolina	L	7-12
1959 #12	at Ohio State	L	13-14
1959 #9	at Georgia Tech	W	10-7
1959 #10	at Clemson	L	0-6
1960 #4	Navy	W	19-10
1960 #7	Arkansas (Cotton)	W	7-6
1963 #2	Navy	L	25-38
1964 #8	Georgia Tech	L	8-21
1966 #6	Georgia Tech	L	7-48
1966 #1	at Notre Dame	L	0-64
1967 #5	at NC State	L	7-28
1970 #15	Florida	L	19-21
1970 #1	at Ohio State	L	10-34
1970 #11	at West Virginia	W	21-13
1971 #10	South Carolina	W	28-12
1971 #10	at Stanford	W	9-3
1972 #7	Alabama	L	12-35
1972 #12	at Washington	L	6-14
1972 #16	at North Carolina	L	0-14
1973 #9	at Tennessee	L	17-21
1973 #18	Tulane	L	17-24
1973 #20	NC State	L	3-21
1974 #16	at NC State	L	21-35
1974 #12	at Florida	L	13-30
1974 #13	Maryland	L	13-56
1975 #4	at Southern California	L	7-35
1975 #12	at Florida	L	16-24
1976 #6	Maryland	L	3-30
1977 #1	at Michigan	L	9-21
1977 #18	North Carolina	L	3-16
1978 #4	at Michigan	L	0-52
1978 #5	Maryland	L	0-27
1979 #20	at Wake Forest	L	14-17
1980 #19	at Auburn	L	28-35
1980 #17	at South Carolina	L	7-20
1980 #15	at North Carolina	L	21-44
1981 #11	at Ohio State	L	13-34
1981 #6	Clemson	L	10-38
1981 #12	North Carolina	L	10-31
1982 #20	at Clemson	L	14-49
1983 #15	Miami	L	17-56
1983 #15	at Maryland	L	3-38
1986 #19	at Georgia	L	7-31
1986 #17	at Clemson	L	3-35
1987 #7	at Clemson	L	10-17
1988 #11	at Clemson	L	17-49
1989 #17	at Tennessee	L	6-28
1989 #7	Clemson	W	21-17

1989 #24	Texas Tech	L	21-49
1990 #10	Virginia	L	0-59
1990 #19	at Clemson	L	7-26
1990 #16	at Georgia Tech	L	31-48
1991 #24	NC State	L	22-24
1991 #13	Clemson	L	21-33
1992 #4	at Florida State	L	21-48
1992 #14	Virginia	L	28-55
1992 #19	at Clemson	L	6-21
1992 #14	at NC State	L	27-45
1992 #21	North Carolina	L	28-31
1993 #1	at Florida State	L	7-45
1993 #22	at Virginia	L	0-35
1993 #11	at Tennessee	L	19-52
1993 #22	NC State	W	21-20
1993 #13	at North Carolina	L	24-38
1994 #9	at Florida State	L	20-59
1994 #13	Virginia	W	28-25
1995 #1	Florida State	L	26-70
1995 #24	at Maryland	L	28-41
1995 #19	at Virginia	L	30-44
1995 #24	at Clemson	L	17-34
1996 #3	at Florida State	L	7-44
1996 #16	Virginia	L	3-27
1996 #13	North Carolina	L	10-27
1997 #5	Florida State	L	27-51
1997 #8	at North Carolina	L	14-50
1998 #11	at Florida State	L	13-62
1998 #11	Virginia	L	0-24
1999 #1	#Florida State	L	23-51
1999 #8	Georgia Tech	L	31-38
2000 #7	Clemson	L	22-52
2000 #7	at Florida State	L	14-63
2001 #6	Florida State	L	13-55
2001 #16	Northwestern	L	7-44
2001 #17	Georgia Tech	L	10-37
2001 #12	at Maryland	L	17-59
2002 #5	at Florida State	L	17-48
2002 #13	at NC State	L	22-24
2003 #18	at Virginia	L	0-27
2003 #6	Florida State	L	7-56
2003 #19	at Tennessee	L	6-23
2004 #23	Maryland	L	21-55
2004 #14	Virginia	L	16-37
2004 #13	at Florida State	L	7-29
2005 #7	Virginia Tech	L	0-45
2005 #23	at Virginia	L	7-38
2005 #9	at Miami	L	7-52
2005 #11	Florida State	L	24-55
2006 #14	at Virginia Tech	L	0-36
2006 #22	at Boston College	L	7-28
2006 #18	at Georgia Tech	L	21-49
2007 #12	Virginia Tech	L	14-43
2007 #25	Clemson	L	10-47
2009 #22	at Kansas	L	16-44
2009 #6	Virginia Tech	L	26-34
2009 #7	Georgia Tech	L	10-49
2009 #21	at Miami	L	16-34
2010 #1	Alabama	L	13-62
2010 #23	at Virginia Tech	L	7-44
2011 #6	Stanford	L	14-44
2011 #15	Virginia Tech	L	10-14
2012 #25	at Stanford	L	13-50
2012 #11	at Florida State	L	7-48
2012 #10	Clemson	L	20-56
2013 #19	at Virginia Tech	W	13-10
2013 #24	Miami	W	48-30
2013 #1	Florida State (ACC)	L	7-45
2013 #20	Texas A&M (CFA)	L	48-52
2014 #22	at Georgia Tech	W	31-25
2014 #15	Arizona State (Sun)	L	31-36
2015 #23	Northwestern	L	10-19
2015 #20	Georgia Tech	W	34-20
2015 #21	at North Carolina	L	31-66
2016 #7	at Louisville	L	14-24
2016 #23	Virginia Tech	L	21-24
2016 #15	North Carolina	W	28-27
2017 #14	Miami	L	6-31

2017 #13	at Virginia Tech	L	3-24
2018 #2	at Clemson	L	6-35
2019 #2	vs. Alabama (Atl.)	L	3-42
2019 #15	Notre Dame	L	7-38
2020 #10	at Notre Dame	L	13-27
2020 #9	Miami	L	0-48
2021 #13	at Wake Forest	L	45-7

FLORIDA STATE (105-108-4)

1952 #2	Georgia Tech	L	0-30
1955 #13	Georgia Tech	L	0-34
1956 #9	Miami	L	7-20
1957 #13	NC State	L	7-13
1957 #2	Auburn	L	7-29
1958 #19	Okl. St. (Bluegrass)	L	6-15
1959 #14	Georgia	L	0-42
1960 #9	Auburn	L	21-57
1961 #17	Florida	T	3-3
1961 #2	Mississippi	L	0-33
1962 #9	Miami	L	6-7
1963 #9	Auburn	L	15-21
1964 #5	Kentucky	W	48-6
1965 #5	Georgia	W	10-3
1966 #10	Florida	L	19-22
1967 #2	Alabama	T	37-37
1967 #10	Penn State (Gator)	T	17-17
1968 #5	Florida	L	3-9
1968 #17	Texas A&M	W	20-14
1968 #10	Houston	W	40-20
1969 #12	Florida	L	6-21
1969 #18	Houston	L	13-41
1971 #8	Arizona State (Fiesta)	L	38-45
1972 #12	Auburn	L	14-27
1973 #18	Miami	L	10-14
1973 #18	Houston	L	3-34
1974 #13	Pitt	L	6-9
1974 #3	Alabama	L	7-8
1974 #14	Florida	L	14-24
1974 #5	Auburn	L	6-38
1974 #15	Houston	L	8-23
1975 #14	Florida	L	8-34
1976 #4	Oklahoma	L	9-24
1976 #13	Boston College	W	28-9
1976 #12	Florida	L	6-33
1978 #15	Pitt	L	3-7
1979 #19	South Carolina	W	27-7
1979 #5	Oklahoma (Orange)	L	7-24
1980 #3	Nebraska	W	18-14
1980 #4	Pitt	W	36-22
1980 #19	Florida	W	17-13
1980 #4	Oklahoma (Orange)	L	17-18
1981 #17	Nebraska	L	14-34
1981 #7	Ohio State	W	36-27
1981 #3	Pitt	L	14-42
1981 #13	Miami	L	19-27
1981 #14	Southern Miss.	L	14-58
1982 #2	Pitt	L	17-37
1982 #16	Miami	W	24-7
1982 #12	LSU	L	21-55
1982 #10	West Virginia (Gator)	W	31-12
1983 #13	LSU	W	40-35
1983 #10	Auburn	L	24-27
1983 #6	Miami	L	16-17
1983 #12	Florida	L	14-53
1984 #4	Miami	W	38-3
1984 #16	Auburn	L	41-42
1984 #5	South Carolina	L	26-38
1984 #3	Florida	L	17-27
1985 #10	Nebraska	W	17-13
1985 #12	Auburn	L	27-59
1985 #11	Miami	L	27-35
1985 #19	Oklahoma State (Gator)	W	34-23
1986 #8	Nebraska	L	17-34
1986 #5	Michigan	L	18-20
1986 #1	Miami	L	23-41
1987 #3	Miami	L	25-26
1987 #6	Auburn	W	34-6
1987 #5	Nebraska (Fiesta)	W	31-28

1988 #8	Miami	L	0-31
1988 #3	Clemson	W	24-21
1988 #15	South Carolina	W	59-0
1988 #7	Auburn (Sugar)	W	13-7
1989 #10	Clemson	L	23-34
1989 #21	LSU	W	31-21
1989 #17	Syracuse	W	41-10
1989 #11	Auburn	W	22-14
1989 #2	Miami	W	24-10
1989 #6	Nebraska (Fiesta)	W	41-17
1990 #9	Miami	L	22-31
1990 #5	Auburn	L	17-20
1990 #6	Florida	W	45-30
1990 #7	Penn State (Block)	W	24-17
1991 #19	Brigham Young	W	44-28
1991 #3	at Michigan	W	51-31
1991 #10	Syracuse	W	46-14
1991 #2	Miami	L	16-17
1991 #5	at Florida	W	14-9
1991 #9	Texas A&M (Cotton)	W	10-2
1992 #15	at Clemson	W	24-20
1992 #2	at Miami	L	16-19
1992 #16	at Georgia Tech	W	29-24
1992 #23	at Virginia	W	13-3
1992 #6	Florida	W	45-24
1992 #11	Nebraska (Orange)	W	27-14
1993 #21	Clemson	W	57-0
1993 #13	at North Carolina	W	33-7
1993 #3	Miami	W	28-10
1993 #15	Virginia	W	40-14
1993 #2	at Notre Dame	L	24-31
1993 #7	at Florida	W	33-21
1993 #2	Nebraska (Orange)	W	18-16
1994 #13	North Carolina	W	31-18
1994 #13	at Miami	L	20-34
1994 #16	Duke	W	59-20
1994 #25	at NC State	W	34-3
1994 #4	Florida	T	31-31
1994 #5	Florida (Sugar)	W	23-17
1995 #24	at Virginia	L	28-33
1995 #3	at Florida	L	24-35
1995 #6	Notre Dame (Orange)	W	31-26
1996 #11	North Carolina	W	13-0
1996 #6	at Miami	W	34-16
1996 #14	Virginia	W	31-24
1996 #25	Southern Miss.	W	54-14
1996 #1	Florida	W	24-21
1996 #3	Florida (Sugar)	L	20-52
1996 #23	at Southern California	W	14-7
1997 #16	at Clemson	W	35-28
1997 #21	Georgia Tech	W	38-0
1997 #5	at North Carolina	W	20-3
1997 #10	at Florida	L	29-32
1997 #9	Ohio State (Sugar)	W	31-14
1998 #14	Texas A&M	W	23-14
1998 #18	Southern California	W	30-10
1998 #20	at Georgia Tech	W	34-7
1998 #12	Virginia	W	45-14
1998 #4	Florida	W	23-12
1998 #1	Tennessee (Fiesta)	L	16-23
1999 #10	Georgia Tech	W	41-35
1999 #20	NC State	W	42-11
1999 #19	Miami	W	31-21
1999 #3	at Florida	W	30-23
1999 #2	Virginia Tech (Sugar)	W	46-29
2000 #7	at Miami	L	24-27
2000 #21	at NC State	W	58-14
2000 #10	Clemson	W	54-7
2000 #4	Florida	W	30-7
2000 #1	Oklahoma (Orange)	L	2-13
2001 #2	Miami	L	27-49
2001 #10	Maryland	W	52-31
2001 #4	at Florida	L	13-37
2001 #15	Virginia Tech	W	30-17
2002 #1	at Miami	L	27-28
2002 #6	Notre Dame	L	24-34
2002 #15	Florida	W	31-14
2002 #4	Georgia (Sugar)	L	13-26

2003 #2	Miami	L	14-22
2003 #11	at Florida	W	38-34
2003 #9	Miami (Orange)	L	14-16
2004 #5	at Miami (ot)	L	10-16
2004 #6	Virginia	W	36-3
2005 #9	Miami	W	10-7
2005 #17	at Boston College	W	28-17
2005 #19	at Florida	L	7-34
2005 #5	Virginia Tech (ACC)	W	27-22
2005 #3	Penn St. (Orange) (3ot)	L	23-26
2006 #12	at Miami	W	13-10
2006 #22	Boston College	L	19-24
2006 #18	Wake Forest	L	0-30
2006 #4	Florida	L	14-21
2007 #22	Alabama (Jax.)	W	21-14
2007 #2	at Boston College	W	27-17
2007 #11	at Virginia Tech	L	21-40
2007 #12	at Florida	L	12-45
2008 #18	Wake Forest	L	3-12
2008 #22	at Maryland	W	37-3
2008 #2	Florida	L	15-45
2009 #7	at BYU	W	54-28
2009 #22	Georgia Tech	L	44-49
2009 #1	Florida	L	10-37
2009 #18	West Virginia (Gator)	W	33-21
2010 #10	at Oklahoma	L	17-47
2010 #13	at Miami	W	45-17
2010 #12	Virginia Tech (ACC)	L	33-44
2010 #19	South Carolina (CFA)	W	26-17
2011 #1	Oklahoma	L	13-23
2011 #21	at Clemson	L	30-35
2012 #10	Clemson	W	49-37
2012 #6	Florida	L	26-37
2012 #16	N. Illinois (Orange)	W	31-10
2013 #25	Maryland	W	63-0
2013 #3	at Clemson	W	51-14
2013 #7	Miami	W	41-14
2013 #20	Duke (ACC)	W	45-7
2014 #2	Auburn (NC-Rose)	W	34-31
2014 #22	Clemson (ot)	W	23-17
2014 #5	Notre Dame	W	31-27
2014 #12	Georgia Tech (ACC)	W	37-35
2015 #2	Oregon (CFP-Rose)	L	20-59
2015 #3	at Clemson	L	13-23
2015 #10	at Florida	W	27-2
2015 #9	Houston (CFA)	L	24-38
2016 #11	Mississippi (Orlando)	W	45-34
2016 #10	at Louisville	L	20-63
2016 #10	at Miami	W	20-19
2016 #3	Clemson	L	34-37
2016 #13	Florida	W	31-13
2016 #6	Michigan (Orange)	W	33-32
2017 #1	Alabama (CFAKO)	L	7-24
2017 #13	Miami	L	20-24
2017 #4	at Clemson	L	14-31
2018 #20	Virginia Tech	L	3-24
2018 #2	Clemson	L	10-59
2018 #3	at Notre Dame	L	13-42
2018 #22	Boston College	W	22-21
2018 #13	Florida	L	14-41
2019 #25	at Virginia	L	24-31
2019 #2	at Clemson	L	14-45
2020 #12	at Miami	L	10-52
2020 #5	at Notre Dame	L	26-42
2020 #5	North Carolina	W	31-28
2021 #9	Notre Dame (ot)	L	38-41
2021 #19	NC State	L	14-28
2022 #22	Wake Forest	L	21-31
2022 #14	at NC State	L	17-19
2022 #4	Clemson	L	28-34

GEORGIA TECH (94-185-6)

1936 #20	Auburn	L	12-13
1936 #4	Alabama	L	16-20
1937 #10	Duke	L	19-20
1937 #20	Auburn	L	0-21
1937 #3	Alabama	L	0-7
1938 #5	Notre Dame	L	6-14

1938 #9	Duke	L	0-6
1938 #16	Alabama	T	14-14
1939 #2	Notre Dame	L	14-17
1939 #12	Duke	L	6-7
1939 #18	Kentucky	W	13-6
1939 #6	Missouri (Orange)	W	21-7
1940 #6	Notre Dame	W	20-26
1940 #18	Duke	L	7-41
1940 #14	Alabama	L	13-14
1941 #8	Notre Dame	L	0-20
1941 #18	Vanderbilt	L	7-14
1941 #4	Duke	L	0-14
1941 #9	Alabama	L	0-20
1941 #20	Georgia	L	0-21
1942 #4	Auburn	W	15-0
1942 #5	Alabama	W	7-0
1942 #5	Georgia	L	0-34
1942 #11	Texas (Cotton)	L	7-14
1943 #1	Notre Dame	L	13-55
1943 #3	Navy	L	14-28
1943 #8	Duke	L	7-14
1943 #20	LSU	W	42-7
1943 #15	Tulsa (Sugar)	W	20-18
1944 #9	Navy	W	17-15
1944 #18	Notre Dame	L	0-21
1945 #3	Notre Dame	L	7-40
1945 #2	Navy	L	6-20
1945 #18	Duke	L	6-14
1946 #8	Tennessee	L	9-13
1946 #12	LSU	W	26-7
1946 #19	Duke	W	14-0
1946 #3	Georgia	L	7-35
1947 #9	Duke	W	7-0
1947 #14	Alabama	L	7-14
1947 #12	Kansas (Orange)	W	20-14
1948 #12	Georgia	L	13-21
1949 #4	Tulane	L	0-18
1949 #14	Tennessee	W	30-13
1950 #10	SMU	L	13-33
1950 #4	Kentucky	L	14-28
1951 #17	Kentucky	W	13-7
1951 #9	Baylor (Orange)	W	17-14
1952 #6	Duke	W	28-7
1952 #12	Alabama	W	7-3
1952 #7	Mississippi (Sugar)	W	24-7
1953 #15	Florida	T	0-0
1953 #19	Auburn	W	36-6
1953 #15	Duke	W	13-10
1953 #10	West Virginia (Sugar)	W	42-19
1953 #1	Notre Dame	L	14-27
1954 #16	Duke	L	20-21
1954 #10	Alabama	W	14-6
1955 #19	Florida	W	14-7
1955 #17	Auburn	L	12-14
1955 #17	Duke	W	27-0
1955 #11	Pitt (Sugar)	W	7-0
1956 #5	SMU	W	9-7
1956 #15	Tulane	W	40-0
1956 #3	Tennessee	L	0-6
1956 #13	at Florida	W	28-0
1956 #13	Pitt (Gator)	W	21-14
1957 #20	Kentucky	W	13-0
1957 #15	SMU	T	0-0
1957 #9	Auburn	L	0-3
1957 #7	Duke	W	13-0
1957 #9	Tennessee	L	6-21
1958 #2	Auburn	T	7-7
1958 #17	Clemson	W	13-0
1959 #6	SMU	W	16-12
1959 #6	Clemson	W	16-6
1959 #8	Tennessee	W	14-7
1959 #11	Auburn	L	6-7
1959 #6	Georgia	L	14-21
1959 #9	Arkansas	L	7-14
1960 #15	Duke	L	0-6
1960 #8	Tennessee	W	14-7
1961 #9	Southern California	W	27-7
1961 #2	Alabama	L	0-10

1961 #17	Penn State	L	15-30
1962 #1	Alabama	W	7-6
1963 #7	Alabama	L	11-27
1964 #2	Alabama	L	7-24
1965 #10	Texas Tech	W	31-21
1966 #8	Tennessee	W	6-3
1966 #7	at Georgia	L	14-23
1967 #9	Notre Dame	L	3-36
1968 #15	Miami	L	7-10
1968 #10	Tennessee	L	7-24
1968 #9	at Notre Dame	L	6-34
1968 #4	Georgia	L	8-47
1969 #10	Tennessee	L	8-26
1969 #15	Auburn	L	14-17
1969 #7	Southern California	L	18-29
1969 #9	Notre Dame	L	20-38
1970 #17	South Carolina	W	23-20
1970 #20	Tennessee	L	6-17
1970 #8	Auburn	L	7-31
1970 #1	at Notre Dame	L	7-10
1970 #19	Texas Tech	W	17-9
1971 #18	Michigan State	W	10-0
1971 #13	Tennessee	L	6-10
1971 #5	Auburn	L	14-31
1971 #7	Georgia	L	24-28
1971 #17	Mississippi	L	18-41
1972 #15	Tennessee	L	3-34
1972 #18	Michigan State	W	21-16
1972 #14	Auburn	L	14-24
1973 #1	Southern California	L	6-23
1973 #8	at Tennessee	L	14-20
1974 #2	Notre Dame	L	7-31
1974 #15	Pitt	L	17-27
1974 #5	Auburn	L	22-31
1974 #18	Tulane	W	27-7
1975 #12	at Notre Dame	L	3-24
1975 #15	Georgia	L	26-42
1976 #3	Pitt	L	14-42
1976 #11	Notre Dame	W	23-14
1976 #4	Georgia	L	10-13
1977 #5	at Notre Dame	L	14-69
1978 #10	Notre Dame	L	21-38
1978 #11	Georgia	L	28-29
1978 #7	Purdue	L	21-41
1979 #2	Alabama	L	6-30
1979 #10	Notre Dame	L	13-21
1979 #14	Auburn	L	14-38
1980 #2	Alabama	L	3-26
1980 #10	at North Carolina	L	0-33
1980 #1	at Notre Dame	T	3-3
1980 #1	at Georgia	L	20-38
1981 #2	Alabama	W	24-21
1981 #6	North Carolina	L	7-28
1981 #3	Georgia	L	7-44
1982 #4	Alabama	L	7-45
1982 #12	at North Carolina	L	0-41
1982 #1	at Georgia	L	18-38
1983 #14	Alabama	L	7-20
1983 #5	North Carolina	L	21-38
1983 #5	Auburn	L	13-31
1983 #7	Georgia	L	24-27
1984 #19	Alabama	W	16-6
1984 #13	Clemson	W	28-21
1984 #13	at Auburn	L	34-48
1984 #18	at Georgia	W	35-18
1985 #8	Auburn	L	14-17
1985 #16	at Tennessee	T	6-6
1985 #20	Georgia	W	20-16
1986 #17	NC State	W	59-21
1986 #7	at Auburn	L	10-31
1986 #18	at Georgia	L	24-31
1987 #9	at Clemson	L	12-33
1987 #5	Auburn	L	10-20
1987 #13	at Tennessee	L	15-29
1987 #14	Georgia	L	16-30
1988 #12	Clemson	L	13-30
1988 #8	South Carolina	W	34-0
1988 #20	at Georgia	L	3-24

1989 #25 at NC State	L	28-38
1989 #14 at Clemson	W	30-14
1990 #25 South Carolina	W	27-6
1990 #15 Clemson	W	21-19
1990 #1 at Virginia	W	41-38
1990 #19 Nebraska (Citrus)	W	45-21
1991 #7 Penn State	L	22-34
1991 #7 at Clemson	L	7-9
1991 #19 at NC State	L	21-28
1991 #25 Georgia	L	15-18
1991 #17 Stanford (Aloha)	W	18-17
1992 #20 Virginia	L	24-55
1992 #16 Clemson	W	20-16
1992 #21 NC State	W	16-13
1992 #6 Florida State	L	24-29
1992 #9 at Georgia	L	17-31
1993 #25 Virginia	L	14-35
1993 #1 at Florida State	L	0-51
1993 #14 North Carolina	L	3-41
1994 #7 Arizona	L	14-19
1994 #22 at NC State	L	13-21
1994 #14 at North Carolina	L	24-31
1994 #8 Florida State	L	10-41
1995 #17 at Arizona	L	19-20
1995 #16 at Virginia	L	14-41
1995 #17 Maryland	W	31-3
1995 #1 at Florida State	L	10-42
1996 #11 at North Carolina	L	0-16
1996 #12 Virginia	W	13-7
1996 #3 Florida State	L	3-49
1997 #11 at Notre Dame	L	13-17
1997 #17 Clemson	W	23-20
1997 #3 at Florida State	L	0-38
1997 #5 North Carolina	L	13-16
1997 #14 Georgia	L	24-27
1998 #23 at NC State	W	47-24
1998 #6 Virginia	W	41-38
1998 #6 Florida State	L	7-34
1998 #12 Georgia	W	21-19
1998 #17 Notre Dame (Gator)	W	35-28
1999 #1 at Florida State	L	35-41
1999 #16 Georgia (ot)	W	51-48
1999 #23 Miami (Gator)	L	13-28
2000 #2 Florida State	L	21-26
2000 #5 at Clemson	W	31-28
2000 #19 at Georgia	W	27-15
2001 #22 Maryland (ot)	L	17-20
2001 #22 North Carolina	W	28-21
2001 #19 Georgia	L	17-31
2001 #11 Stanford (Seattle)	W	24-14
2002 #10 at NC State	W	24-17
2002 #17 Florida State	L	13-21
2002 #5 at Georgia	L	7-51
2003 #17 Auburn	W	17-3
2003 #10 at Florida State	L	13-14
2003 #5 Georgia	L	17-34
2004 #20 at Clemson	W	28-24
2004 #4 Miami	L	3-27
2004 #23 at Maryland	W	20-7
2004 #22 Virginia Tech	L	20-27
2004 #18 Virginia	L	10-30
2004 #7 at Georgia	L	13-19
2005 #16 at Auburn	W	23-14
2005 #5 at Virginia Tech	L	7-51
2005 #3 at Miami	W	14-10
2005 #13 Georgia	L	7-14
2006 #2 Notre Dame	L	10-14
2006 #11 at Virginia Tech	W	38-27
2006 #12 at Clemson	L	7-31
2006 #16 Wake Forest (ACC)	L	6-9
2006 #13 West Virginia (Gator)	L	35-38
2007 #21 Boston College	L	10-24
2007 #13 Clemson	W	13-3
2007 #11 Virginia Tech	L	3-27
2007 #6 Georgia	L	17-31
2008 #16 Florida State	W	31-28
2008 #19 at North Carolina	L	7-28
2008 #23 Miami	W	41-23

2008 #13 at Georgia	W	45-42
2009 #20 at Miami	L	17-33
2009 #22 North Carolina	W	24-7
2009 #4 Virginia Tech	W	28-23
2009 #25 #Clemson (ACC)	W	39-34
2009 #9 Iowa (Orange)	L	14-24
2010 #20 at Virginia Tech	L	21-28
2011 #6 Clemson	W	31-17
2011 #10 Virginia Tech	L	26-37
2011 #13 Georgia	L	17-31
2012 #16 at Virginia Tech (ot)	L	16-20
2012 #15 at Clemson	L	31-47
2012 #3 at Georgia	L	10-42
2012 #13 Florida State (ACC)	L	15-21
2013 #14 at Miami	L	30-45
2013 #8 at Clemson	L	31-55
2014 #18 Clemson	W	28-6
2014 #8 Georgia (ot)	W	(30-24)
2014 #2 Florida State (ACC)	L	35-37
2014 #8 Miss. State (Orange)	W	49-34
2015 #8 at Notre Dame	L	22-30
2015 #6 at Clemson	L	24-43
2015 #9 Florida State	W	22-16
2016 #5 Clemson	L	7-26
2016 #14 Miami	L	21-35
2016 #18 at North Carolina	L	20-48
2016 #18 at Virginia Tech	W	30-20
2017 #25 Tennessee (CFAKO)(2ot)	L	41-42
2017 #11 at Miami	L	24-25
2017 #7 at Clemson	L	10-24
2017 #17 Virginia Tech	W	28-22
2017 #7 Georgia	L	7-38
2018 #3 Clemson	L	21-49
2018 #5 at Georgia	L	21-45
2019 #1 at Clemson	L	14-52
2019 #4 at Georgia	L	7-52
2020 #14 UCF	L	21-49
2020 #1 Clemson	L	7-37
2020 #4 Notre Dame	L	13-33
2021 #6 at Clemson	L	8-14
2021 #21 North Carolina	W	45-22
2021 #1 Georgia	L	0-45
2022 #4 Clemson (CFAKO)	L	10-41
2022 #20 Ole Miss	L	0-42
2022 #24 Pitt	W	26-21
2022 #13 at North Carolina	W	21-17
2022 #1 at Georgia	L	14-37

LOUISVILLE (21-71-0)

1976 #2 at Pitt	L	6-27
1976 #18 at Alabama	L	3-24
1977 #3 at Alabama	L	6-55
1978 #20 Maryland	L	17-27
1979 #9 Florida State	L	0-27
1980 #10 at Florida State	L	0-52
1980 #9 at Pitt	L	23-41
1981 #19 at Florida State	L	0-17
1981 #9 Southern Miss	W	13-10
1982 #17 Miami	L	6-28
1982 #1 at Pitt	L	14-63
1982 #9 at Florida State	L	14-49
1983 #19 at SMU	L	6-24
1983 #12 at Miami	L	14-42
1984 #14 SMU	L	7-41
1984 #6 Miami	L	23-38
1985 #15 at Miami	L	7-45
1987 #4 at Florida State	L	9-32
1987 #19 at Tennessee	L	10-41
1989 #9 West Virginia	L	21-30
1990 #25 Alabama (Fiesta)	W	34-7
1991 #11 Tennessee	L	11-28
1991 #19 at Ohio State	L	15-23
1991 #1 Florida State	L	15-40
1992 #19 at Ohio State	L	19-20
1992 #17 Syracuse	L	9-15
1992 #20 at Florida	L	17-31
1992 #5 at Texas A&M	L	18-40
1993 #23 Arizona State	W	35-17

1993 #24 at West Virginia	L	34-36
1993 #7 at Tennessee	L	10-45
1993 #11 Texas A&M	L	7-42
1994 #20 at Texas	L	16-30
1994 #18 NC State	W	35-14
1994 #9 Texas A&M	L	10-26
1996 #15 at Penn State	L	7-24
1996 #8 at North Carolina	L	10-28
1997 #1 Penn State	L	21-57
1998 #24 at Tulane	L	22-28
1999 #18 Southern Miss	L	27-30
2000 #2 at Florida State	L	0-31
2000 #13 at Southern Miss	W	49-28
2000 #23 Colorado State (Liberty)	L	17-22
2001 #19 vs. BYU (Liberty)	W	28-10
2002 #24 at Colorado State	L	33-36
2002 #4 Florida State (ot)	W	26-20
2003 #13 at TCU	L	28-31
2003 #14 Miami (OH) (GMAC)	L	28-49
2004 #3 Miami	L	38-41
2004 #10 Boise State (Liberty)	W	44-40
2005 #25 at West Virginia (3ot)	L	44-46
2005 #12 Virginia Tech (Gator)	L	24-35
2006 #17 Miami	W	31-7
2006 #3 West Virginia	W	44-34
2006 #15 at Rutgers	L	25-28
2006 #15 Wake Forest (Orange)	W	24-13
2007 #15 at Cincinnati	W	28-24
2007 #6 at West Virginia	L	31-38
2008 #14 USF	W	24-20
2008 #25 at Pitt	L	7-41
2008 #22 Cincinnati	L	20-28
2009 #5 at Cincinnati	L	10-41
2010 #25 at Oregon State	L	28-35
2011 #24 at West Virginia	W	38-35
2012 #25 at Rutgers	W	20-17
2012 #4 Florida (Sugar)	W	33-23
2013 #23 at Cincinnati (ot)	W	31-24
2013 #25 Miami (Russell)	W	36-9
2014 #2 Florida State	L	31-42
2014 #13 Georgia (Belk)	L	14-37
2015 #6 Auburn (Atlanta)	L	24-31
2015 #11 Clemson	L	17-20
2015 #11 at Florida State	L	21-41
2016 #2 Florida State	W	63-20
2016 #5 at Clemson	L	36-42
2016 #19 LSU (Citrus)	L	9-29
2017 #3 Clemson	L	21-47
2017 #24 at NC State	L	25-39
2017 #24 Miss. St. (TaxSlayer)	L	27-31
2018 #1 Alabama (Orlando)	L	14-51
2018 #2 at Clemson	L	16-77
2018 #13 at Syracuse	L	23-54
2018 #17 Kentucky	L	10-56
2019 #9 Notre Dame	L	17-35
2019 #3 Clemson	L	10-45
2020 #17 Miami	L	34-47
2020 #21 at Pitt	L	20-23
2020 #4 at Notre Dame	L	7-12
2021 #24 at Wake Forest	L	34-37
2022 #10 Wake Forest	W	48-21
2022 #10 at Clemson	L	16-31
2022 #24 NC State	W	25-10

MIAMI (109-148-2)

1941 #18 Alabama	L	7-21
1944 #18 Wake Forest	L	0-27
1945 #16 Holy Cross (Orange)	W	13-6
1946 #11 LSU	L	7-20
1947 #6 Alabama	L	6-21
1948 #12 Vanderbilt	L	6-33
1949 #20 Kentucky	L	6-21
1949 #14 Maryland	L	0-13
1950 #1 at Purdue	W	20-14
1950 #10 Clemson (Orange)	L	14-15
1951 #14 at Kentucky	L	0-32
1951 #19 Clemson (Gator)	W	14-0
1953 #10 Baylor	L	13-21
1953 #3 Maryland	L	0-30

1953 #15 Auburn	L	20-29
1954 #11 Baylor	W	19-13
1955 #10 at Georgia Tech	L	6-14
1955 #5 Notre Dame	L	0-14
1955 #18 TCU	L	19-21
1955 #16 at Pitt	W	21-7
1956 #17 South Carolina	W	14-6
1956 #10 at TCU	W	14-0
1956 #13 Clemson	W	21-0
1956 #18 at Florida	W	20-7
1956 #13 Pitt	L	7-14
1957 #18 North Carolina	L	13-20
1957 #12 NC State	T	0-0
1957 #20 Florida	L	0-14
1958 #14 Wisconsin	L	0-20
1958 #11 LSU	L	0-41
1958 #14 #Florida	L	9-12
1959 #1 at LSU	L	3-27
1959 #7 Auburn	L	6-21
1959 #11 Michigan State	W	18-13
1960 #17 at Auburn	L	7-20
1960 #14 Syracuse	L	14-21
1960 #19 Florida	L	0-18
1961 #8 Penn State	L	7-20
1961 #14 Syracuse (Liberty)	L	14-15
1962 #6 at LSU	L	3-17
1962 #3 at Alabama	L	3-36
1963 #5 Pitt	L	20-31
1963 #9 Alabama	L	12-17
1965 #9 at Syracuse	W	24-0
1965 #10 Florida	W	16-13
1965 #6 Notre Dame	T	0-0
1966 #5 Southern California	W	10-7
1966 #9 at Florida	W	21-16
1967 #6 Notre Dame	L	22-24
1968 #2 at Southern California	L	3-28
1968 #8 LSU	W	30-0
1968 #4 at Penn State	L	7-22
1968 #16 Alabama	L	6-14
1969 #14 LSU	L	0-20
1969 #17 Florida	L	16-35
1970 #19 at Georgia Tech	L	21-31
1970 #18 at Pitt	L	17-28
1971 #7 Notre Dame	L	0-17
1971 #4 at Alabama	L	3-31
1971 #16 at Houston	L	6-27
1972 #20 Florida State	L	14-37
1972 #14 at Texas	L	10-23
1972 #10 at Notre Dame	L	17-20
1973 #6 Texas	W	20-15
1973 #6 at Oklahoma	L	20-24
1973 #14 Houston	L	7-30
1973 #2 at Alabama	L	13-43
1973 #5 Notre Dame	L	0-44
1974 #19 at Houston	W	20-3
1974 #11 Auburn	L	0-3
1974 #7 at Notre Dame	L	7-28
1974 #2 Alabama	L	7-28
1975 #1 Oklahoma	L	17-20
1975 #4 at Nebraska	L	16-31
1975 #13 Colorado	L	10-23
1975 #13 Florida	L	11-15
1976 #5 at Nebraska	L	9-17
1976 #2 at Pitt	L	19-36
1976 #13 at Notre Dame	L	27-40
1976 #6 at Houston	L	16-21
1977 #5 at Ohio State	L	0-10
1977 #9 at Penn State	L	7-49
1977 #2 at Alabama	L	0-36
1977 #5 Notre Dame	L	10-48
1978 #13 Florida State	L	21-31
1978 #19 at Auburn	W	17-15
1978 #19 at Notre Dame	L	0-20
1979 #14 at Florida State	L	23-40
1979 #19 at Penn State	W	26-10
1979 #1 at Alabama	L	0-30
1980 #18 at Houston	W	14-7
1980 #9 Florida State	W	10-9

1980 #7	at Notre Dame	L	14-32
1980 #13	at Penn State	L	12-27
1980 #18	at Florida	W	31-7
1981 #17	Florida	W	21-20
1981 #4	at Texas	L	7-14
1981 #16	at Mississippi St	L	10-14
1981 #1	Penn State	W	17-14
1981 #14	at Florida State	W	27-19
1982 #16	at Florida	L	14-17
1982 #10	at Notre Dame	L	14-16
1982 #14	Florida State	L	7-24
1982 #19	at Maryland	L	17-18
1983 #13	Notre Dame	W	20-0
1983 #12	West Virginia	W	20-3
1983 #1	Nebraska (Orange)	W	31-30
1984 #1	Auburn	W	20-18
1984 #17	Florida	W	32-20
1984 #14	at Michigan	L	14-22
1984 #15	Florida State	L	3-38
1984 #16	at Notre Dame	W	31-13
1984 #14	UCLA (Fiesta)	L	37-392
1985 #5	Florida	L	23-35
1985 #3	at Oklahoma	W	27-14
1985 #10	at Florida State	W	35-27
1985 #8	Tennessee (Sugar)	L	7-35
1986 #13	at Florida	W	23-15
1986 #1	Oklahoma	W	28-16
1986 #20	Florida State	W	41-23
1986 #2	Penn State (Fiesta)	L	10-14
1987 #20	Florida	W	31-4
1987 #10	at Arkansas	W	51-7
1987 #4	at Florida State	W	26-25
1987 #10	Notre Dame	W	24-0
1987 #8	South Carolina	W	20-16
1987 #1	Oklahoma (Orange)	W	30-14
1988 #1	Florida State	W	31-0
1988 #15	at Michigan	W	31-30
1988 #4	at Notre Dame	L	30-31
1988 #11	at LSU	W	44-3
1988 #8	Arkansas	W	18-16
1988 #6	Nebraska (Orange)	W	23-3
1989 #9	at Florida State	L	10-24
1989 #14	at Pitt	W	24-3
1989 #1	Notre Dame	W	27-10
1989 #7	Alabama (Sugar)	W	33-25
1990 #16	at BYU	L	21-28
1990 #2	Florida State	W	31-22
1990 #6	at Notre Dame	L	20-29
1990 #3	Texas (Cotton)	W	46-3
1991 #10	Houston	W	40-10
1991 #9	Penn State	W	26-20
1991 #1	at Florida State	W	17-16
1991 #11	Nebraska (Orange)	W	22-0
1992 #23	at Iowa	W	24-7
1992 #3	Florida State	W	17-16
1992 #7	at Penn State	W	17-14
1992 #8	at Syracuse	W	16-10
1992 #2	Alabama (Sugar)	L	13-34
1993 #20	at Boston College	W	23-7
1993 #1	at Florida State	L	10-28
1993 #23	Syracuse	W	49-0
1993 #9	at West Virginia	L	14-17
1993 #16	Arizona (Fiesta)	L	0-29
1994 #17	Washington	L	20-38
1994 #3	Florida State	W	34-20
1994 #13	Virginia Tech	W	24-3
1994 #10	at Syracuse	W	27-6
1994 #25	Boston College	W	23-7
1994 #1	Nebraska (Orange)	L	17-24
1995 #1	Florida State	L	17-41
1995 #22	Syracuse	W	35-24
1996 #3	Florida State	L	16-34
1996 #12	at West Virginia	W	10-7
1996 #21	Virginia Tech	L	7-21
1996 #16	at Syracuse	W	38-21
1997 #24	Arizona State	L	12-23
1997 #4	at Florida State	L	0-47
1997 #20	at Virginia Tech	L	25-27

1997 #16	Syracuse	L	13-33
1998 #9	Florida State	L	14-26
1998 #13	at West Virginia	W	34-31
1998 #21	at Syracuse	L	13-66
1998 #3	UCLA	W	49-45
1999 #9	Ohio State	W	23-12
1999 #2	Penn State	L	23-27
1999 #1	at Florida State	L	21-31
1999 #2	at Virginia Tech	L	10-43
1999 #15	Georgia Tech (Gator)	W	28-13
2000 #15	at Washington	L	29-34
2000 #1	Florida State	W	27-24
2000 #2	Virginia Tech	W	41-21
2000 #7	Florida (Sugar)	W	37-20
2001 #14	at Florida State	W	49-27
2001 #14	Syracuse	W	59-0
2001 #12	Washington	W	65-7
2001 #14	at Virginia Tech	W	26-24
2001 #4	Nebraska (Rose)	W	37-14
2002 #6	at Florida	W	41-16
2002 #9	Florida State	W	28-27
2002 #17	Pitt	W	28-21
2002 #17	Virginia Tech	W	56-45
2002 #2	Ohio State (Fiesta)	L	24-31
2003 #21	Florida	W	38-33
2003 #5	at Florida State	W	22-14
2003 #10	at Virginia Tech	L	7-31
2003 #18	Tennessee	L	6-10
2003 #20	Pitt	W	28-14
2003 #9	Florida State (Orange)	W	16-14
2004 #4	Florida State	W	16-10
2004 #18	Louisville	W	41-38
2004 #10	at Virginia	W	31-21
2004 #11	Virginia Tech	L	10-16
2004 #20	Florida (Peach)	W	27-10
2005 #14	at Florida State	L	7-10
2005 #20	at Clemson (3ot)	W	36-30
2005 #3	at Virginia Tech	W	27-7
2006 #10	LSU (Peach)	L	3-40
2006 #11	Florida State	L	10-13
2006 #12	at Louisville	L	7-31
2006 #21	at Georgia Tech	L	23-30
2006 #23	Virginia Tech	L	10-17
2006 #23	at Maryland	L	13-14
2006 #18	Boston College	W	17-14
2007 #5	at Oklahoma	L	13-51
2007 #20	Texas A&M	W	34-17
2007 #23	Virginia	L	0-48
2007 #10	at Virginia Tech	L	14-44
2007 #15	at Boston College	L	14-28
2008 #5	at Florida	L	3-26
2009 #18	at Florida State	W	38-34
2009 #14	Georgia Tech	W	33-17
2009 #11	at Virginia Tech	L	7-31
2009 #8	Oklahoma	W	21-20
2009 #24	Wisconsin (Champs)	L	14-20
2010 #2	at Ohio State	L	24-36
2010 #23	Florida State	L	17-45
2010 #14	Virginia Tech	L	17-31
2011 #17	Ohio State	W	24-6
2011 #21	at Virginia Tech	L	35-38
2011 #20	Georgia Tech	W	24-7
2012 #21	at Kansas State	L	13-52
2012 #9	Notre Dame (Chicago)	L	3-41
2012 #12	Florida State	L	20-33
2013 #3	at Florida State	L	14-41
2013 #18	Louisville (Russell)	L	9-36
2014 #24	at Nebraska	L	31-41
2014 #2	Florida State	L	26-30
2015 #12	at Florida State	L	24-29
2015 #6	Clemson	L	0-58
2015 #22	at Duke	W	30-27
2015 #17	at North Carolina	L	21-55
2016 #23	Florida State	L	19-20
2016 #14	West Virginia (Russell)	W	31-14
2017 #13	Virginia Tech	W	28-10
2017 #3	Notre Dame	W	41-8
2017 #1	Clemson (ACC)	L	3-38

2017 #6	Wisconsin (Orange)	L	24-34
2018 #25	LSU (Arlington)	L	17-33
2019 #8	Florida (Orlando)	L	20-24
2019 #20	Virginia	W	17-9
2020 #18	at Louisville	W	47-34
2020 #1	at Clemson	L	17-42
2020 #20	North Carolina	L	26-62
2021 #1	vs. Alabama	L	13-44
2021 #18	NC State	W	31-30
2022 #24	at Texas A&M	L	9-17
2022 #9	at Clemson	L	10-40

NORTH CAROLINA (52-157-6)

1936 #18	Tulane	L	7-21
1936 #13	Duke	L	7-27
1937 #10	Fordham	L	0-14
1937 #8	Duke	W	14-6
1938 #11	Duke	L	0-14
1938 #13	Fordham	T	0-0
1939 #4	Tulane	T	14-14
1939 #16	Penn	W	30-6
1939 #13	Duke	L	3-13
1940 #12	Duke	W	6-3
1941 #17	Tulane	L	6-52
1941 #3	Duke	L	0-20
1942 #13	Duquesne	W	13-6
1943 #6	Duke	L	7-14
1943 #10	Penn	W	9-6
1943 #6	Duke	L	6-27
1944 #20	Yale	L	6-13
1944 #11	Duke	L	0-33
1945 #11	Penn	L	0-49
1945 #15	Duke	L	7-14
1945 #20	Virginia	W	27-18
1946 #10	Tennessee	L	14-20
1946 #3	Georgia	L	3-20
1948 #5	Oklahoma	L	6-14
1949 #1	Notre Dame	L	6-42
1950 #1	Notre Dame	L	7-14
1950 #11	Tennessee	L	0-16
1951 #6	Texas	L	20-45
1951 #7	Maryland	L	7-14
1952 #11	Texas	L	7-28
1952 #16	Notre Dame	L	14-34
1952 #12	Tennessee	L	14-41
1952 #20	Duke	L	0-34
1953 #3	Maryland	L	0-26
1953 #1	Notre Dame	L	14-34
1954 #5	at Notre Dame	L	14-42
1954 #20	Duke	L	12-47
1955 #3	Oklahoma	L	6-13
1955 #2	Maryland	L	7-25
1955 #5	Notre Dame	L	7-27
1955 #18	Duke	L	0-6
1956 #1	at Oklahoma	L	0-36
1956 #3	at Tennessee	L	0-20
1957 #6	Navy	W	13-7
1957 #17	Tennessee	L	0-35
1957 #11	at Duke	W	21-13
1959 #18	Clemson	L	18-20
1959 #11	South Carolina	W	19-6
1959 #20	Tennessee	L	7-29
1960 #11	at Tennessee	L	27-14
1960 #6	Duke	W	7-6
1961 #10	at Maryland	W	14-8
1961 #4	LSU	L	0-30
1962 #2	at Ohio State	L	7-41
1965 #4	Michigan	L	24-31
1965 #4	at Notre Dame	L	0-17
1966 #8	at Michigan	W	21-7
1966 #2	at Notre Dame	L	0-32
1968 #7	Florida	W	22-7
1969 #10	Florida	L	2-52
1970 #11	at Vanderbilt	W	10-7
1970 #8	Arizona State	L	26-48
1971 #7	at Notre Dame	L	0-16
1971 #6	Georgia	L	3-7
1972 #5	at Ohio State	L	14-29

1973 #20	Missouri	L	14-27
1973 #17	at Tulane	L	0-16
1974 #17	Pitt	W	45-29
1974 #10	NC State	W	33-14
1975 #2	at Ohio State	L	7-32
1975 #15	Notre Dame	L	14-21
1976 #20	Miami (OH)	W	14-10
1976 #18	Florida	W	24-21
1976 #12	at Missouri	L	3-14
1976 #10	East Carolina	W	12-10
1977 #13	Texas Tech	L	7-10
1977 #13	Clemson	T	13-13
1977 #12	Nebraska	L	17-21
1978 #17	Maryland	L	20-21
1978 #9	at Pitt	L	16-20
1978 #15	at Clemson	L	9-13
1979 #13	Pitt	W	17-7
1979 #12	at NC State	W	35-21
1979 #18	Clemson	L	10-19
1979 #14	Michigan	W	17-15
1980 #19	Maryland	W	17-3
1980 #16	at Oklahoma	L	7-41
1981 #2	Clemson	L	8-10
1982 #1	at Pitt	L	6-7
1982 #13	at Clemson	L	13-16
1982 #8	Texas	W	26-10
1983 #13	at Maryland	L	26-28
1984 #10	at Boston College	L	20-52
1984 #19	Virginia	T	24-24
1985 #12	LSU	L	13-23
1985 #11	Florida State	L	10-20
1986 #15	at Florida State	T	10-10
1986 #12	at LSU	L	3-30
1986 #20	at Clemson	L	10-38
1986 #16	Arizona	L	21-30
1987 #1	at Oklahoma	L	0-28
1987 #6	Auburn	L	10-20
1987 #10	Clemson	L	10-13
1988 #19	at South Carolina	L	10-31
1988 #4	Oklahoma	L	0-28
1988 #4	at Auburn	L	21-47
1988 #17	at Clemson	L	14-37
1989 #18	at NC State	L	6-40
1989 #21	Clemson	L	3-35
1989 #25	Duke	L	3-41
1990 #11	Georgia Tech	T	13-13
1990 #18	at Clemson	L	3-20
1990 #11	Virginia	L	10-24
1991 #15	Clemson	L	6-21
1992 #23	NC State	L	20-27
1992 #8	at Florida State	L	13-36
1992 #17	Virginia	W	27-7
1992 #19	Georgia Tech	W	26-14
1992 #24	Mississippi State	W	21-17
1993 #18	USC	W	31-9
1993 #1	Florida State	L	7-33
1993 #19	at NC State	W	35-14
1993 #21	at Virginia	L	10-17
1993 #18	Alabama	L	10-24
1994 #3	Florida State	L	18-31
1994 #25	at Virginia	L	10-34
1994 #24	at Duke	W	41-40
1995 #9	Virginia	W	22-17
1995 #6	Florida State	L	12-28
1995 #24	Arkansas	W	20-10
1996 #9	at Syracuse	W	27-10
1996 #2	at Florida State	L	0-13
1996 #24	at Virginia	L	17-20
1996 #25	West Virginia	W	20-13
1997 #17	Stanford	W	28-17
1997 #3	Florida State	L	3-20
1998 #5	at Florida State	L	13-39
1998 #21	at Virginia	L	13-30
1999 #23	Virginia	L	17-20
1999 #1	Florida State	L	10-42
1999 #7	at Georgia Tech (ot)	L	24-31
2000 #2	at Florida State	L	14-63
2000 #5	Clemson	L	

2001 #3 at Oklahoma	L	27-41
2001 #4 at Texas	L	14-44
2001 #6 Florida State	W	41-9
2001 #13 Clemson	W	38-3
2001 #22 at Georgia Tech	L	21-28
2002 #3 Texas	L	21-52
2002 #14 NC State	L	17-34
2002 #15 at Florida State	L	14-40
2003 #13 Florida State	L	0-37
2004 #15 at Virginia	L	24-56
2004 #24 Louisville	L	0-34
2004 #9 at Florida State	L	16-38
2004 #11 at Utah	L	16-46
2004 #4 Miami	W	31-28
2004 #18 Virginia Tech	L	24-27
2004 #25 Boston College (Cont.)	L	24-37
2005 #17 at Georgia Tech	L	21-27
2005 #23 at Louisville	L	14-69
2005 #23 Virginia	W	7-5
2005 #6 at Miami	L	16-34
2005 #19 Boston College	W	16-14
2006 #5 at Virginia Tech	L	3-30
2006 #16 Virginia Tech	L	10-35
2006 #19 at Clemson	L	7-52
2006 #24 Wake Forest	L	17-24
2006 #11 at Notre Dame	L	26-45
2006 #19 Georgia Tech	L	0-7
2007 #23 at South Florida	L	10-37
2007 #17 at Virginia Tech	L	10-17
2007 #7 South Carolina	L	15-21
2008 #23 Boston College	W	45-24
2008 #22 Georgia Tech	W	28-7
2009 #14 at Virginia Tech	W	20-17
2009 #12 Miami	W	33-24
2009 #17 Pitt (Meineke)	L	17-19
2010 #21 LSU (Atlanta)	L	24-30
2010 #25 at Miami	L	10-33
2010 #20 at Florida State	W	37-35
2010 #16 Virginia Tech	L	10-26
2011 #25 Georgia Tech	L	28-35
2011 #8 at Clemson	L	38-59
2011 #9 at Virginia Tech	L	21-24
2012 #19 at Louisville	L	34-39
2013 #6 at South Carolina	L	10-27
2013 #10 Miami	L	23-27
2013 #24 Duke	L	25-27
2014 #6 at Notre Dame	L	43-50
2015 #23 at Pitt	W	26-19
2015 #1 Clemson (ACC)	L	37-45
2015 #18 Baylor (Russell)	L	38-49
2016 #18 Georgia (Atlanta)	L	24-33
2016 #12 at Florida State	W	37-35
2016 #25 Virginia Tech	L	3-34
2016 #16 at Miami	W	20-13
2016 #16 Stanford (Sun)	L	23-25
2017 #17 Louisville	L	35-47
2017 #21 Notre Dame	L	10-33
2017 #14 at Virginia Tech	L	7-59
2017 #8 Miami	L	19-24
2018 #16 at Miami	L	10-47
2019 #1 Clemson	L	20-21
2020 #19 Virginia Tech	W	56-45
2020 #23 NC State	W	48-21
2020 #2 Notre Dame	L	17-31
2020 #9 at Miami	W	62-26
2020 #5 Texas A&M	L	27-41
2021 #11 at Notre Dame	L	34-44
2021 #9 Wake Forest	W	58-55
2021 #25 at Pitt (ot)	L	23-30
2021 #24 NC State	L	30-34
2022 #9 Clemson (ACC)	L	10-39
2022 #15 Oregon (Holiday)	L	27-28

NC STATE (55-124-2)

1936 #11 Duke	L	0-13
1938 #4 Duke	L	0-7
1938 #6 Carnegie Tech	L	0-14
1939 #9 North Carolina	L	0-17

1939 #12 Duquesne	L	0-7
1939 #8 Duke	L	0-28
1941 #3 Duke	L	6-55
1943 #9 Duke	L	0-75
1945 #16 Duke	L	13-26
1946 #14 Oklahoma	L	13-34
1947 #18 North Carolina	L	6-41
1947 #16 Virginia	W	7-2
1948 #1 at North Carolina	L	0-14
1949 #18 Wake Forest	W	27-14
1950 #20 North Carolina	L	7-13
1950 #8 Maryland	W	16-13
1950 #16 Wake Forest	T	6-6
1951 #18 Clemson	L	0-6
1951 #5 Maryland	L	0-53
1952 #5 Duke	L	0-57
1953 #16 at Duke	L	0-31
1953 #19 West Virginia	L	0-61
1954 #19 Duke	L	7-21
1954 #14 at West Virginia	L	3-28
1957 #4 Duke	T	14-14
1958 #10 at North Carolina	W	21-14
1961 #3 at Alabama	L	7-26
1964 #3 at Alabama	L	0-21
1965 #9 at Florida	L	6-28
1966 #2 at Michigan State	L	10-28
1966 #8 Florida	L	10-17
1967 #2 Houston	W	16-6
1969 #18 Houston	L	13-34
1969 #3 Penn State	L	8-33
1971 #20 North Carolina	L	7-27
1971 #5 at Penn State	L	3-35
1972 #10 at Penn State	L	22-37
1972 #18 West Virginia	W	49-13
1973 #2 at Nebraska	L	14-31
1973 #6 at Penn State	L	29-35
1973 #19 Kansas	W	31-13
1974 #15 at Maryland	L	10-20
1974 #7 Penn State	W	12-7
1975 #13 Florida	W	8-7
1975 #8 at Penn State	W	15-14
1976 #7 Maryland	L	6-16
1977 #20 at Clemson	L	3-7
1977 #9 Penn State	L	17-21
1978 #12 at Maryland	L	12-31
1978 #20 Clemson	L	10-33
1978 #2 at Penn State	L	10-19
1978 #16 Pitt	W	30-17
1979 #19 North Carolina	L	21-35
1980 #18 at South Carolina	L	10-30
1980 #8 at North Carolina	L	8-28
1980 #10 at Penn State	L	13-21
1981 #4 North Carolina	L	10-21
1981 #4 at Clemson	L	7-17
1981 #6 Penn State	L	15-22
1981 #11 Miami	L	6-14
1982 #11 at North Carolina	L	9-41
1982 #18 Clemson	L	29-38
1982 #7 at Penn State	L	0-54
1983 #3 North Carolina	L	14-42
1983 #20 Maryland	L	6-29
1984 #12 at Georgia Tech	W	27-22
1984 #5 South Carolina	L	28-35
1986 #13 at Maryland	W	28-16
1986 #18 at North Carolina	W	35-34
1986 #16 Clemson	W	27-3
1987 #18 at Pitt	L	0-34
1987 #7 at Clemson	W	30-28
1987 #19 at South Carolina	L	0-48
1988 #9 Clemson	W	10-3
1988 #17 at South Carolina	L	7-23
1989 #25 South Carolina	W	20-10
1989 #24 Virginia	L	9-20
1990 #2 at Virginia	L	0-31
1990 #22 Clemson	L	17-24
1990 #23 Southern Miss	W	31-27
1991 #23 North Carolina	W	24-7
1991 #21 Georgia Tech	W	28-21

1991 #19 at Clemson	L	19-29
1991 #24 Virginia	L	10-42
1991 #12 East Carolina	L	34-37
1992 #15 Iowa	W	24-14
1992 #3 Florida State	L	13-34
1992 #23 at Georgia Tech	L	13-16
1992 #18 Clemson	W	20-6
1992 #25 Wake Forest	W	42-14
1992 #14 Florida	L	10-27
1993 #18 North Carolina	L	14-35
1993 #16 Virginia	W	34-29
1993 #2 at Florida State	L	3-62
1993 #22 vs. Michigan	L	7-42
1994 #22 at Clemson	W	29-12
1994 #24 at North Carolina	L	17-31
1994 #18 Duke	W	24-23
1994 #8 Florida State	L	3-34
1994 #11 at Virginia	W	30-27
1994 #16 Mississippi State	W	28-24
1995 #16 Virginia	L	24-29
1995 #1 at Florida State	L	17-77
1995 #16 at Alabama	L	11-27
1996 #3 Florida State	L	17-51
1996 #8 Alabama	L	19-24
1996 #20 at Virginia	L	14-62
1996 #8 at North Carolina	L	20-52
1997 #13 at Syracuse	W	32-31
1997 #19 Clemson	L	17-19
1997 #25 at Georgia Tech	L	17-27
1997 #4 North Carolina	L	7-20
1997 #3 at Florida State	L	35-48
1998 #2 Florida State	W	24-7
1998 #11 Syracuse	W	38-17
1998 #16 at Virginia	L	13-23
1998 #24 Miami	L	23-46
1999 #17 at Texas	W	23-20
1999 #1 at Florida State	L	11-42
1999 #7 at Georgia Tech	L	21-48
1999 #23 at East Carolina	L	6-23
2000 #5 at Clemson	L	27-34
2000 #6 Florida State	L	14-58
2001 #16 Clemson	L	37-45
2001 #23 at Georgia Tech	L	23-25
2001 #10 at Florida State	W	34-28
2001 #10 Maryland	L	19-23
2002 #14 Florida State	W	17-7
2002 #11 Notre Dame	W	28-6
2003 #3 at Ohio State (3ot)	L	38-44
2003 #13 at Florida State (2ot)	L	44-50
2004 #9 Ohio State	L	14-22
2004 #4 Miami	L	31-45
2004 #11 Florida State	L	10-17
2005 #8 Virginia Tech	L	16-20
2005 #24 at Georgia Tech	W	17-14
2005 #9 at Florida State	W	20-15
2006 #20 Boston College	W	17-15
2006 #17 Florida State	W	24-20
2006 #20 Georgia Tech	L	23-31
2007 #15 Clemson	L	20-42
2007 #21 Virginia	W	29-24
2008 #15 East Carolina (ot)	W	30-24
2008 #13 South Florida	L	10-41
2008 #25 at North Carolina	W	41-10
2009 #24 Clemson	L	23-43
2009 #16 at Virginia Tech	L	10-38
2009 #23 North Carolina	W	28-27
2010 #16 Florida State	W	28-24
2010 #22 West Virginia (Champs)W	W	23-7
2011 #21 Georgia Tech	L	35-45
2011 #7 Clemson	W	37-13
2012 #3 Florida State	W	17-16
2012 #11 at Clemson	L	48-62
2013 #3 Clemson	L	14-26
2013 #3 at Florida State	L	17-49
2014 #1 Florida State	L	41-56
2015 #3 Clemson	L	41-56
2015 #19 at Florida State	L	17-34
2015 #11 North Carolina	L	34-45

2016 #3 at Clemson (ot)	L	17-24
2016 #7 at Louisville	L	13-54
2016 #19 Florida State	L	20-24
2017 #11 at Florida State	W	27-21
2017 #17 Louisville	W	39-25
2017 #9 at Notre Dame	L	14-35
2017 #6 Clemson	L	31-38
2018 #3 at Clemson	L	7-41
2018 #21 Texas A&M (Gator)	L	13-52
2019 #4 Clemson	L	10-55
2020 #20 at Virginia Tech	L	24-45
2020 #24 at Pitt	W	30-29
2020 #14 at North Carolina	L	21-48
2020 #11 Miami	L	41-44
2020 #21 Liberty	W	15-14
2021 #9 Clemson (ot)W	W	27-21
2021 #13 at Wake Forest	L	55-58
2021 #9 at Clemson	L	20-30
2022 #18 at Syracuse	L	9-24
2022 #21 Wake Forest	W	30-21
2022 #17 at North Carolina (2ot)W	W	30-27

PITT (67-186-6)

1936 #7 Notre Dame	W	26-0
1936 #5 at Fordham	T	0-0
1936 #6 at Nebraska	W	19-6
1936 #5 Washington (Rose)	W	21-0
1937 #16 Wisconsin	W	21-0
1937 #12 at Notre Dame	W	21-6
1937 #11 Nebraska	W	13-7
1937 #18 at Duke	W	10-0
1938 #9 Fordham	W	24-13
1938 #19 Carnegie Mellon	L	10-20
1938 #3 Duke	L	0-7
1940 #11 Fordham	L	12-24
1940 #11 Nebraska	L	7-9
1940 #20 Penn State	W	20-7
1940 #20 at Duke	L	7-12
1941 #1 at Minnesota	L	0-39
1941 #4 Duke	L	7-27
1941 #3 Fordham	W	13-0
1942 #6 at Ohio State	L	19-59
1944 #3 at Army	L	7-69
1944 #2 at Ohio State	L	19-54
1945 #3 Notre Dame	L	9-39
1945 #13 at Purdue	L	0-28
1945 #8 Ohio State	L	0-14
1945 #4 Indiana	L	0-19
1946 #20 at Indiana	L	6-20
1946 #12 at Ohio State	L	13-20
1947 #2 at Michigan	L	0-69
1947 #5 Penn State	L	0-29
1948 #6 Penn State	W	7-0
1949 #9 at Penn	W	22-21
1949 #11 Ohio State	L	10-14
1949 #9 Minnesota	L	7-24
1950 #16 at Duke	L	14-28
1950 #15 Rice	L	7-14
1950 #20 at Northwestern	L	23-28
1950 #11 Miami	L	0-28
1950 #10 Michigan State	L	0-19
1951 #2 at Michigan State	L	26-53
1951 #20 Ohio State	L	14-16
1952 #20 at Oklahoma	L	20-49
1952 #8 at Notre Dame	W	22-19
1953 #16 West Virginia	L	7-17
1953 #8 Oklahoma	T	7-7
1953 #1 at Notre Dame	L	14-23
1953 #14 at Minnesota	L	14-35
1954 #15 at Southern California	L	7-27
1954 #8 Notre Dame	L	0-33
1954 #9 Navy	W	21-19
1954 #7 at West Virginia	W	13-10
1954 #2 at Ohio State	L	0-26
1955 #5 at Oklahoma	L	14-26
1955 #12 at Navy	L	0-21
1955 #5 at Duke	W	26-7
1955 #6 West Virginia	W	26-7

1955 #9 Georgia Tech (Sugar)	L	0-7
1956 #7 Syracuse	W	14-7
1956 #8 at Minnesota	L	6-9
1956 #6 at Miami, Fla.	W	14-7
1956 #4 Georgia Tech (Gator)	L	14-21
1957 #1 Oklahoma	L	0-26
1957 #19 at Army	L	13-29
1957 #7 at Notre Dame	L	7-13
1958 #9 at Michigan State	L	8-22
1958 #1 Army	T	14-14
1958 #14 Notre Dame	W	29-26
1959 #11 at Southern California	L	0-23
1959 #16 TCU	L	3-13
1959 #5 Syracuse	L	0-35
1959 #7 Penn State	W	22-7
1960 #6 Michigan State	T	7-7
1960 #3 at Syracuse	W	10-0
1962 #9 Penn State	L	0-16
1963 #10 at Navy	L	12-24
1964 #1 Notre Dame	L	15-17
1965 #4 Notre Dame	L	13-69
1965 #6 at Southern California	L	0-28
1966 #4 at UCLA	L	14-57
1966 #1 at Notre Dame	L	0-40
1967 #6 UCLA	L	8-40
1967 #9 Notre Dame	L	0-38
1968 #16 at UCLA	L	7-63
1968 #15 at Syracuse	L	17-50
1968 #12 at Notre Dame	L	7-56
1968 #3 Penn State	L	9-65
1969 #17 at UCLA	L	8-42
1969 #6 at Oklahoma	L	8-37
1969 #8 Notre Dame	L	7-49
1969 #4 Penn State	L	7-27
1970 #16 UCLA	L	15-24
1970 #2 at Notre Dame	L	14-46
1970 #20 at Penn State	L	15-35
1971 #15 at UCLA	W	29-25
1971 #11 Oklahoma	L	29-55
1971 #8 Notre Dame	L	7-56
1971 #6 Penn State	L	18-55
1972 #19 Florida State	L	7-19
1972 #8 UCLA	L	28-38
1972 #7 at Notre Dame	L	16-42
1972 #6 at Penn State	L	27-49
1973 #5 Notre Dame	L	10-31
1973 #6 at Penn State	L	13-35
1973 #10 Arizona State (Fiesta)	L	7-28
1974 #18 Southern California	L	7-16
1974 #5 at Notre Dame	L	10-14
1974 #10 Penn State	L	10-31
1975 #1 at Oklahoma	L	10-46
1975 #9 Notre Dame	W	34-20
1975 #10 Penn State	L	6-7
1975 #19 vs. Kansas (Sun)	W	33-19
1976 #11 at Notre Dame	W	31-10
1976 #16 Penn State	W	24-7
1976 #5 Georgia (Sugar)	W	27-3
1977 #3 Notre Dame	L	9-19
1977 #20 at Florida	T	17-17
1977 #9 Penn State	L	13-15
1977 #11 vs. Clemson (Gator)	W	34-3
1978 #18 at Navy	L	11-21
1978 #1 at Penn State	L	10-17
1979 #12 at Washington	W	26-14
1979 #17 Navy	W	24-7
1979 #20 Penn State	W	29-14
1980 #11 at Florida State	L	22-36
1980 #7 at Penn State	W	14-9
1980 #18 S. Carolina (Gator)	W	37-9
1981 #11 Florida State	W	42-14
1981 #11 Penn State	L	14-48
1981 #2 Georgia (Sugar)	W	24-20
1982 #5 North Carolina	W	7-6
1982 #19 at Illinois	W	20-3
1982 #14 West Virginia	W	16-13
1982 #2 at Penn State	L	10-19
1982 #4 vs. SMU (Cotton)	L	3-7

1983 #7 at West Virginia	L	21-24
1983 #18 at Notre Dame	W	21-16
1983 #14 vs. Ohio State (Fiesta)	L	23-28
1984 #15 Oklahoma	L	10-42
1984 #17 at South Carolina	L	31-45
1984 #9 at Miami	L	7-27
1985 #9 at Ohio State	L	7-10
1985 #1 Penn State	L	0-31
1986 #1 Miami	L	10-37
1986 #2 at Penn State	L	14-34
1987 #4 Notre Dame	W	30-22
1987 #8 Syracuse	L	10-24
1987 #15 Penn State	W	10-0
1988 #18 Ohio State	W	42-10
1988 #11 West Virginia	L	10-31
1988 #5 Notre Dame	L	20-30
1988 #18 at Syracuse	L	7-24
1989 #10 Syracuse	W	30-23
1989 #9 at West Virginia	T	31-31
1989 #1 at Notre Dame	L	7-45
1989 #7 Miami	L	3-24
1989 #22 Penn State	L	13-16
1989 #16 Texas A&M (Sun)	W	31-28
1990 #14 at Oklahoma	L	10-52
1990 #3 Notre Dame	L	22-31
1990 #8 at Miami	L	0-45
1990 #11 Penn State	L	17-22
1991 #7 at Notre Dame	L	7-42
1991 #24 Syracuse	L	27-31
1991 #20 at East Carolina	L	23-24
1991 #6 Penn State	L	20-32
1992 #13 Notre Dame	L	21-52
1992 #12 at Syracuse	L	10-41
1992 #23 Penn State	L	13-57
1993 #11 Ohio State	L	28-63
1993 #18 Louisville	L	7-29
1993 #4 at Notre Dame	L	0-44
1993 #24 Syracuse	L	21-24
1993 #18 at West Virginia	L	21-42
1993 #4 Miami	L	7-35
1993 #22 Boston College	L	0-33
1994 #19 Texas	L	28-30
1994 #23 at Ohio State	L	3-27
1994 #21 at Syracuse	L	7-31
1994 #17 at Virginia Tech	L	7-45
1994 #5 at Miami	L	12-17
1995 #15 at Texas	L	27-38
1995 #8 Ohio State	L	14-54
1995 #23 Syracuse	L	10-42
1996 #7 at Ohio State	L	0-72
1996 #10 at Miami	L	0-45
1996 #14 at Notre Dame	L	6-60
1997 #1 at Penn State	L	17-34
1997 #22 Miami	W	21-17
1997 #21 Syracuse	L	27-32
1997 #19 Virginia Tech	W	30-23
1997 #22 So. Miss (Liberty)	L	7-41
1998 #8 Penn State	L	13-20
1998 #21 at Virginia Tech	L	7-27
1998 #17 at Syracuse	L	28-45
1998 #22 at Miami	L	10-38
1999 #2 at Penn State	L	17-20
1999 #18 Syracuse	L	17-24
1999 #3 Virginia Tech	L	17-30
1999 #22 Miami	L	3-33
2000 #2 at Virginia Tech	L	34-37
2000 #2 at Miami	L	7-35
2001 #1 Miami	L	21-43
2001 #12 Virginia Tech	W	38-7
2002 #20 Texas A&M	L	12-14
2002 #8 at Notre Dame	L	6-14
2002 #3 at Virginia Tech	W	28-21
2002 #1 at Miami	L	21-28
2002 #24 West Virginia	L	17-24
2003 #5 Virginia Tech	W	31-28
2003 #10 Miami	L	14-28
2004 #24 at Notre Dame	W	41-38
2004 #21 West Virginia	W	16-13

2004 #5 vs. Utah (Fiesta)	L	7-35
2005 #24 at Louisville	L	20-42
2005 #12 at West Virginia	L	13-45
2006 #19 Rutgers	L	10-20
2006 #8 West Virginia	L	27-45
2006 #8 Louisville	L	24-48
2007 #23 Cincinnati	W	24-17
2007 #2 at West Virginia	W	13-9
2008 #10 at South Florida	W	26-21
2008 #19 at Cincinnati	L	21-28
2008 #24 vs. Oregon State (Sun)	L	0-3
2009 #5 Cincinnati	L	44-45
2010 #19 Miami	L	3-31
2011 #16 South Florida	W	44-17
2011 #23 Cincinnati	L	23-26
2012 #13 Virginia Tech	W	35-17
2012 #18 Louisville	L	35-45
2012 #4 at Notre Dame	L	26-29
2012 #21 Rutgers	W	27-6
2013 #11 Florida State	L	13-41
2013 #24 at Virginia Tech	L	9-19
2013 #24 Notre Dame	W	28-21
2014 #24 Duke (2 ot)	L	48-51
2015 #8 Notre Dame	L	30-42
2015 #21 Navy (Military)	L	28-44
2016 #25 Virginia Tech	L	36-39
2016 #3 at Clemson	W	43-42
2017 #4 at Penn State	L	24-33
2017 #9 Oklahoma State	L	21-59
2017 #20 NC State	L	17-35
2017 #2 Miami	W	24-14
2018 #13 Penn State	L	6-51
2018 #13 UCF	L	14-45
2018 #5 at Notre Dame	L	14-19
2018 #23 at Virginia	W	23-13
2018 #2 at Clemson	L	10-42
2019 #13 at Penn State	L	10-17
2019 #15 UCF	W	35-34
2020 #24 Louisville	W	23-20
2020 #13 at Miami	L	19-31
2020 #3 Notre Dame	L	3-45
2020 #4 at Clemson	L	17-52
2021 #18 vs. Wake Forest (ACC)	W	45-21
2021 #11 vs. Michigan State	L	21-31
2022 #24 Tennessee (ot)	L	27-34
2022 #21 at North Carolina	L	24-42
2022 #20 Syracuse	W	19-9
2022 #18 UCLA (Sun)	W	37-35

SYRACUSE (56-143-4)

1938 #7 Duke	L	0-21
1939 #13 at Duke	L	6-33
1940 #1 at Cornell	L	6-33
1940 #20 at Columbia	W	3-0
1940 #10 Georgetown	L	6-28
1940 #16 Penn State	T	13-13
1947 #9 at Penn State	L	0-40
1947 #19 Columbia	L	8-28
1948 #10 Penn State	L	14-34
1948 #13 Cornell	L	7-34
1948 #10 at Northwestern	L	0-48
1949 #7 at Cornell	L	7-33
1950 #16 Cornell	L	7-26
1951 #20 at Cornell	L	14-21
1951 #7 Illinois	L	20-41
1952 #1 at Michigan State	L	7-48
1952 #15 Penn State	W	25-7
1952 #9 Alabama (Orange)	L	6-61
1953 #7 Illinois	L	13-20
1954 #10 Penn State	L	0-13
1955 #7 Pitt	L	12-22
1955 #18 at Army	W	13-0
1955 #2 Maryland	L	13-34
1955 #13 at Holy Cross	W	49-9
1955 #13 at West Virginia	W	20-13
1956 #6 at Maryland	W	26-12
1956 #10 at Pitt	L	7-14
1956 #20 West Virginia	W	27-20

1956 #12 Penn State	W	13-9
1956 #14 TCU (Cotton)	L	27-28
1958 #12 Pitt	W	16-13
1958 #5 Oklahoma (Orange)	L	6-21
1959 #7 at Penn State	W	20-18
1959 #17 at UCLA	W	36-8
1959 #4 Texas (Cotton)	W	23-14
1960 #5 at Kansas	W	14-7
1960 #20 Penn State	W	21-15
1961 #13 at Maryland	L	21-22
1961 #24 at Notre Dame	L	15-17
1961 #25 Miami (Liberty)	W	15-14
1962 #14 at Army	L	2-9
1962 #14 Boston College	W	12-0
1963 #10 Pitt	L	27-35
1964 #7 LSU (Sugar)	L	10-13
1966 #2 UCLA	L	12-31
1967 #4 at UCLA	W	32-14
1968 #9 UCLA	W	20-7
1968 #11 at California	L	0-43
1968 #3 at Penn State	L	12-30
1969 #5 Penn State	L	14-15
1970 #15 Pitt	W	43-13
1971 #9 Penn State	L	0-31
1972 #12 at Penn State	L	0-17
1973 #5 Penn State	L	6-49
1974 #13 NC State	L	22-28
1974 #11 at Penn State	L	14-30
1975 #9 Penn State	L	7-19
1976 #8 Maryland	L	28-42
1976 #2 Pitt	L	13-23
1977 #10 Penn State	L	24-31
1977 #14 Pitt	L	21-28
1978 #17 Florida State	L	0-28
1978 #10 Maryland	L	9-24
1978 #2 at Penn State	L	15-45
1978 #19 Pitt	L	17-18
1978 #18 Navy	W	20-17
1979 #12 at Pitt	L	21-28
1980 #1 Ohio State	L	21-31
1980 #12 at Penn State	L	7-24
1980 #11 Pitt	L	6-43
1981 #2 Penn State	L	16-41
1981 #2 at Pitt	L	10-23
1982 #8 at Penn State	L	7-28
1982 #2 Pitt	L	0-14
1982 #16 at West Virginia	L	0-26
1983 #1 at Nebraska	L	7-63
1983 #16 Maryland	L	13-34
1983 #13 Boston College	W	21-10
1983 #14 West Virginia	W	27-16
1984 #1 Nebraska	W	17-9
1984 #19 at Penn State	L	3-21
1984 #13 at Boston College	L	16-24
1985 #6 Penn State	L	20-24
1985 #20 Maryland (Cherry)	L	18-35
1986 #6 at Penn State	L	3-42
1987 #10 Penn State	W	48-21
1987 #6 Auburn (Sugar)	T	16-16
1988 #4 at West Virginia	L	9-31
1988 #16 LSU (HOF)	W	23-10
1989 #22 Florida State	L	10-41
1989 #23 Penn State	L	12-34
1989 #17 West Virginia	L	17-24
1990 #9 USC (N.J.)	L	16-34
1990 #19 Michigan State	T	23-23
1990 #25 Pitt	T	20-20
1990 #2 at Miami	L	7-33
1991 #5 Florida	W	38-21
1991 #1 at Florida State	L	14-46
1991 #20 Pitt	W	31-27
1991 #25 Ohio State (HOF)	W	24-17
1992 #21 Ohio State	L	12-35
1992 #24 at West Virginia	W	20-17
1992 #17 at Boston College	W	27-10
1992 #8 Miami	L	10-16
1992 #6 Colorado (Fiesta)	W	26-22
1993 #6 at Miami	L	0-49

1993 #13	West Virginia	L	0-43
1994 #16	Oklahoma	L	29-30
1994 #14	Virginia Tech	W	28-20
1994 #5	Miami	L	6-27
1994 #25	at Boston College	L	0-31
1995 #20	at North Carolina	W	20-9
1995 #25	at Miami	L	24-35
1995 #23	Clemson (Gator)	W	41-0
1996 #24	North Carolina	L	10-27
1996 #18	Virginia Tech	W	52-21
1996 #18	at West Virginia	W	30-7
1996 #22	Army	W	42-17
1996 #23	Miami	L	31-38
1997 #24	Wisconsin (Mea.)	W	34-0
1997 #22	at Virginia Tech	L	3-31
1997 #17	West Virginia	W	40-10
1997 #10	Kansas State (Fiesta)	L	18-35
1998 #10	Tennessee	L	33-34
1998 #13	at Michigan	W	38-28
1998 #16	Virginia Tech	W	28-26
1998 #19	Miami	W	66-13
1998 #7	Florida (Orange)	L	10-31
1999 #6	Michigan	L	13-18
1999 #4	at Virginia Tech	L	0-62
2000 #2	Virginia Tech	L	14-22
2000 #2	Miami	L	0-26
2001 #10	Georgia Tech (N.J.)	L	7-13
2001 #8	at Tennessee	L	9-33
2001 #5	at Virginia Tech	W	22-14
2001 #1	at Miami	L	0-59
2001 #25	Boston College	W	39-28
2002 #8	Virginia Tech (3ot)	W	50-42
2002 #1	Miami	L	7-49
2003 #4	at Virginia Tech	L	7-51
2003 #14	at Miami	L	10-17
2003 #25	West Virginia	L	23-34
2004 #24	at Purdue	L	0-51
2004 #13	at Virginia	L	10-31
2004 #8	Florida State	L	13-17
2004 #15	at West Virginia	L	6-27
2004 #17	at Boston College	W	43-17
2005 #25	Virginia	L	24-27
2005 #6	at Florida State	L	14-38
2005 #6	at Notre Dame	L	10-34
2005 #17	at Louisville	L	17-41
2006 #14	Iowa (2ot)	L	13-20
2006 #4	at West Virginia	L	17-41
2006 #6	Louisville	L	13-28
2006 #15	at Rutgers	L	7-38
2007 #18	at Louisville	W	38-35
2007 #13	West Virginia	L	14-55
2007 #25	at Connecticut	L	7-30
2007 #24	Cincinnati	L	31-52
2008 #17	Penn State	L	13-55
2008 #19	at South Florida	L	13-45
2008 #16	at Cincinnati	L	10-30
2009 #7	at Penn State	L	7-28
2009 #5	Cincinnati	L	7-28
2009 #14	at Pitt	L	10-37
2009 #25	Rutgers	W	31-13
2010 #20	at West Virginia	W	19-14
2011 #11	West Virginia	W	49-23
2012 #2	USC (N.J.)	L	29-42
2012 #20	at Rutgers	L	15-23
2012 #11	Louisville	W	45-26
2013 #19	at Northwestern	L	27-48
2013 #3	Clemson	L	14-49
2013 #2	at Florida State	L	3-59
2014 #8	Notre Dame (N.J.)	L	15-31
2014 #1	Florida State	L	20-38
2014 #21	at Clemson	L	6-16
2014 #22	Duke	L	10-27
2015 #8	LSU	L	24-34
2015 #25	Pitt	L	20-23
2015 #17	at Florida State	L	21-45
2015 #1	Clemson	L	27-37
2016 #13	Louisville	L	28-62
2016 #17	Virginia Tech	W	31-17

2016 #3	at Clemson	L	0-54
2016 #17	Florida State	L	14-45
2017 #25	at LSU	L	26-35
2017 #2	Clemson	W	27-24
2017 #8	at Miami	L	19-27
2018 #3	at Clemson	L	23-27
2018 #22	NC State	W	51-41
2018 #3	at Notre Dame	L	3-36
2018 #15	West Virginia (Camping)	W	34-18
2019 #1	Clemson	L	6-41
2020 #18	at North Carolina	L	6-31
2020 #25	at Pitt	L	10-21
2020 #1	at Clemson	L	21-47
2020 #2	at Notre Dame	L	21-45
2021 #19	Wake Forest (ot)	L	37-45
2021 #25	at NC State	L	17-41
2022 #15	NC State	W	24-9
2022 #5	at Clemson	L	21-27
2022 #23	Florida State	L	3-38

VIRGINIA (39-138-3)

1937 #19	North Carolina	L	0-40
1939 #16	North Carolina	L	0-19
1940 #5	Tennessee	L	14-41
1943 #7	Duke	L	0-49
1944 #2	Carolina Pre-Flight	T	13-13
1946 #6	Penn	L	0-40
1946 #11	North Carolina	L	14-49
1947 #4	Penn	L	7-19
1947 #10	North Carolina	L	7-40
1948 #4	North Carolina	L	12-34
1949 #20	Penn	W	26-14
1949 #19	North Carolina	L	7-14
1949 #19	Tulane	L	14-28
1952 #6	Duke	L	7-21
1953 #13	Duke	L	6-48
1954 #12	at Penn State	L	7-34
1954 #14	Virginia Tech	L	0-6
1954 #9	at Army	L	20-21
1954 #12	West Virginia	L	10-14
1956 #20	South Carolina	L	13-27
1956 #16	Virginia Tech	L	7-14
1956 #15	Navy	L	7-34
1957 #7	at Duke	L	0-40
1957 #9	Army	L	12-20
1958 #18	at Clemson	L	15-20
1958 #1	at Army	L	6-35
1958 #15	North Carolina	L	0-42
1959 #5	Clemson	L	0-47
1959 #19	at Florida	L	10-55
1960 #8	at Clemson	L	7-21
1960 #8	at Navy	L	6-41
1966 #5	at Georgia Tech	L	12-13
1967 #4	NC State	L	8-30
1968 #1	at Purdue	L	7-44
1971 #4	at Michigan	L	0-55
1971 #20	Duke	L	0-28
1972 #18	at North Carolina	L	3-18
1973 #17	at NC State	L	23-43
1973 #20	at Missouri	L	7-31
1974 #11	NC State	L	21-22
1974 #11	Maryland	L	0-10
1975 #20	at Maryland	L	24-62
1976 #6	Maryland	L	0-28
1977 #18	at Texas	L	0-68
1977 #19	North Carolina	L	14-35
1978 #13	Maryland	L	7-17
1979 #19	at NC State	L	27-31
1979 #20	at Navy	L	10-17
1980 #15	at North Carolina	L	3-26
1981 #9	at Clemson	L	0-27
1981 #13	North Carolina	L	14-17
1982 #19	Maryland	L	14-45
1983 #19	at Maryland	L	3-23
1983 #19	North Carolina	W	17-14
1984 #3	Clemson	L	0-55
1984 #20	Georgia Tech	T	20-20
1984 #12	at West Virginia	W	27-7

1984 #18	Maryland	L	34-45
1986 #20	Clemson	L	17-31
1986 #15	NC State	W	20-16
1987 #20	at Georgia	L	22-30
1987 #8	at Clemson	L	21-38
1988 #18	Penn State	L	14-42
1988 #11	Clemson	L	7-10
1989 #2	Notre Dame	L	13-36
1989 #12	at Penn State	W	14-6
1989 #15	at Clemson	L	20-34
1989 #18	at NC State	W	20-9
1989 #11	Illinois	L	21-31
1990 #9	Clemson	W	20-7
1990 #16	Georgia Tech	L	38-41
1990 #10	Tennessee	L	22-23
1991 #19	at Georgia Tech	L	21-24
1991 #18	at Clemson	T	20-20
1991 #18	at NC State	W	42-10
1991 #20	Oklahoma	L	14-48
1992 #22	Georgia Tech	W	55-24
1992 #25	Clemson	L	28-29
1992 #6	Florida State	L	3-13
1992 #17	NC State	L	7-31
1993 #1	at Florida State	L	14-40
1993 #12	North Carolina	W	17-10
1993 #25	Virginia Tech	L	17-20
1993 #15	Boston College	L	13-31
1994 #3	at Florida State	L	17-41
1994 #15	North Carolina	W	34-10
1994 #23	at Duke	L	25-28
1994 #14	at Virginia Tech	W	42-23
1995 #14	at Michigan	L	17-18
1995 #23	at NC State	W	29-24
1995 #16	at Texas	L	16-17
1995 #2	Florida State	W	33-28
1995 #20	Virginia Tech	L	29-36
1996 #13	Texas	W	37-13
1996 #3	at Florida State	L	24-31
1996 #6	North Carolina	W	20-17
1996 #17	at Virginia Tech	L	9-26
1996 #19	Miami	L	21-31
1997 #16	Auburn	L	17-28
1997 #5	at North Carolina	L	20-48
1997 #3	Florida State	L	21-47
1998 #17	at Auburn	W	19-0
1998 #25	at Georgia Tech	L	38-41
1998 #6	at Florida State	L	14-45
1998 #20	at Virginia Tech	W	36-32
1998 #19	Georgia	L	33-35
1999 #17	at BYU	W	45-40
1999 #8	Virginia Tech	L	7-31
1999 #1	Florida State	L	10-35
1999 #7	Georgia Tech	W	45-38
2000 #11	Clemson	L	10-31
2000 #6	at Florida State	L	3-37
2000 #24	at Georgia Tech	L	0-35
2000 #6	at Virginia Tech	L	21-42
2001 #22	at Wisconsin	L	17-26
2001 #19	at Clemson	W	26-24
2001 #25	at Maryland	L	21-41
2001 #21	Florida State	L	7-43
2001 #20	Georgia Tech	W	39-38
2001 #18	Virginia Tech	L	17-31
2002 #5	at Florida State	L	19-40
2002 #22	South Carolina	W	34-21
2002 #19	at Penn State	L	14-35
2002 #22	NC State	W	14-9
2002 #18	Maryland	W	48-13
2002 #22	at Virginia Tech	L	9-21
2002 #15	West Virginia (Cont.)	W	48-22
2003 #7	Florida State	L	14-19
2003 #21	Virginia Tech	W	35-21
2004 #7	at Florida State	L	3-36
2004 #18	Miami	L	21-31
2004 #11	at Virginia Tech	L	10-24
2005 #18	at Boston College	L	17-28
2005 #4	Florida State	W	26-21
2005 #24	Georgia Tech	W	27-17

2005 #7	Virginia Tech	L	14-52
2005 #10	at Miami	L	17-25
2006 #17	Virginia Tech	L	7-17
2007 #21	Wake Forest	W	17-16
2007 #8	Virginia Tech	L	21-33
2008 #3	Southern California	L	7-52
2008 #18	North Carolina (ot)	W	16-13
2008 #21	at Georgia Tech	W	24-17
2009 #16	TCU	L	14-30
2009 #11	Georgia Tech	L	9-34
2009 #16	at Miami	L	17-52
2009 #18	at Clemson	L	21-34
2009 #14	Virginia Tech	L	13-42
2010 #16	at Southern California	L	14-17
2010 #22	Miami	W	24-19
2010 #13	at Virginia Tech	L	7-37
2011 #12	Georgia Tech	W	24-21
2011 #23	at Florida State	W	14-13
2011 #6	Virginia Tech	L	0-38
2012 #17	at TCU	L	7-27
2013 #2	Oregon	L	10-59
2013 #9	Clemson	L	10-59
2014 #7	UCLA	L	20-28
2014 #21	Louisville	W	23-21
2014 #21	at BYU	L	21-23
2014 #2	at Florida State	L	20-34
2015 #13	at UCLA	L	16-34
2015 #9	Notre Dame	L	27-34
2016 #24	at Oregon	L	26-44
2016 #22	North Carolina	L	14-35
2016 #5	Louisville	L	25-32
2017 #2	at Miami	L	28-44
2017 #24	Virginia Tech	L	0-10
2018 #16	Miami	W	16-13
2019 #10	at Notre Dame	L	20-35
2019 #23	Virginia Tech	W	39-30
2019 #4	Clemson	L	17-62
2019 #6	Florida	L	28-36
2020 #1	at Clemson	L	23-41
2020 #11	at Miami	L	14-19
2020 #15	North Carolina	W	44-41
2021 #21	at North Carolina	L	39-59
2021 #25	at BYU	L	49-66
2021 #7	Notre Dame	L	3-28
2022 #17	North Carolina	L	28-31

VIRGINIA TECH (57-98-1)

1946 #12	NC State	W	14-6
1947 #7	Army	L	19-21
1948 #16	Duke	L	0-7
1948 #5	at Army	L	7-49
1952 #16	Virginia	L	0-42
1952 #18	at Alabama	L	0-33
1953 #7	West Virginia	L	7-12
1956 #20	NC State	W	35-6
1956 #13	at Clemson	L	6-21
1957 #19	NC State	L	0-12
1957 #17	VMI	L	6-14
1960 #7	at Clemson	L	7-13
1964 #10	Florida State	W	20-11
1966 #9	Miami	L	7-14
1968 #7	Alabama	L	7-14
1968 #12	at Miami	L	8-13
1968 #18	at Florida State	W	40-22
1969 #15	Alabama	L	13-17
1971 #18	at Houston	L	29-56
1972 #17	at Florida State	L	15-27
1972 #19	Oklahoma State	W	34-32
1972 #2	at Alabama	L	13-52
1973 #14	at Houston	L	27-54
1973 #2	at Alabama	L	6-77
1976 #14	at Texas A&M	L	0-19
1977 #7	Texas A&M	L	6-27
1977 #7	at Kentucky	L	0-32
1977 #15	Florida State	L	21-23
1978 #3	at Alabama	L	0-35
1979 #12	Florida State	L	10-17
1979 #1	at Alabama	L	7-31

ACC VS. AP RANKED OPPONENTS



1980 #3 at Florida State	L	7-31
1980 #20 Miami	L	10-20
1981 #12 at Miami	L	14-21
1982 #15 Miami	L	8-14
1982 #13 West Virginia	L	6-16
1983 #4 at West Virginia	L	0-13
1985 #2 at Florida	L	18-35
1986 #18 NC State	W	25-24
1987 #10 Clemson	L	10-22
1987 #3 at Miami	L	13-27
1988 #4 at Clemson	L	7-40
1988 #7 West Virginia	L	10-22
1988 #8 South Carolina	L	24-26
1988 #5 at Florida State	L	14-41
1989 #7 Clemson	L	7-27
1989 #9 at West Virginia	W	12-10
1989 #19 Florida State	L	7-41
1989 #18 at Virginia	L	25-32
1990 #2 at Florida State	L	28-39
1990 #7 at Georgia Tech	L	3-6
1990 #17 Virginia	W	38-13
1991 #6 at Oklahoma	L	17-27
1991 #1 Florida State	L	20-33
1991 #14 East Carolina	L	17-24
1991 #20 at Virginia	L	0-38
1992 #21 NC State	T	13-13
1992 #1 Miami	L	24-43
1992 #10 at Syracuse	L	9-28
1993 #3 at Miami	L	2-21
1993 #25 at West Virginia	L	13-14
1993 #23 at Virginia	W	20-17
1993 #21 Indiana	W	45-20
1994 #6 at Miami	L	3-24
1994 #16 Virginia	L	23-45
1995 #17 Miami	W	13-7
1995 #20 Syracuse	W	31-7
1995 #13 at Virginia	W	36-29
1995 #9 Texas	W	28-10
1996 #18 at Miami	W	21-7
1996 #23 West Virginia	W	31-14
1996 #20 Virginia	W	26-9
1996 #6 Nebraska	L	21-41
1997 #21 at West Virginia	L	17-30
1997 #7 North Carolina	L	3-42
1998 #21 West Virginia	W	27-13
1998 #16 Virginia	L	32-36
1999 #24 at Virginia	W	31-7
1999 #16 Syracuse	W	62-0
1999 #19 Miami	W	43-10
1999 #22 Boston College	W	38-14
2000 #1 Florida State	L	29-46
2000 #3 at Miami	L	21-41
2000 #16 Clemson	W	41-20
2001 #1 Miami	L	24-26
2001 #24 Florida State	L	17-30
2002 #14 LSU	W	26-9
2002 #16 Marshall	W	47-21
2002 #19 at Texas A&M	W	13-3
2002 #1 at Miami	L	45-56
2003 #20 Texas A&M	W	35-19
2003 #2 Miami	W	31-7
2003 #25 Pitt	L	28-31
2004 #1 vs. So. California	L	13-24
2004 #6 West Virginia	W	19-13
2004 #16 Virginia	W	24-10
2004 #9 at Miami	W	16-10
2004 #2 Auburn (Sugar)	L	13-16
2005 #15 Georgia Tech	W	51-7
2005 #13 Boston College	W	30-10
2005 #19 Miami	L	7-27
2005 #15 Louisville (Gator)	W	35-24
2006 #24 Georgia Tech	L	27-38
2006 #10 Clemson	W	24-7
2006 #14 at Wake Forest	W	27-6
2007 #2 at LSU	L	7-48
2007 #22 at Clemson	W	41-23
2007 #2 Boston College	L	10-14
2007 #16 at Virginia	W	33-21

2007 #6 Boston College (ACC)	W	30-16
2007 #8 Kansas (Orange)	L	21-24
2008 #24 at Florida State	L	20-30
2008 #23 Maryland	W	23-13
2008 #18 Boston College (ACC)	W	30-12
2009 #12 Cincinnati (Orange)	W	20-7
2009 #5 Alabama (Atlanta)	L	24-34
2009 #19 Nebraska	W	19-18
2009 #9 Miami	W	31-7
2009 #19 at Georgia Tech	L	23-28
2010 #3 Boise State (Landover)	L	30-33
2010 #23 NC State	W	40-31
2010 #24 at Miami	W	31-17
2010 #20 Florida State (ACC)	W	44-33
2010 #5 Stanford (Orange)	L	12-40
2011 #13 Clemson	L	3-23
2011 #20 at Georgia Tech	W	37-26
2011 #24 at Virginia	W	38-0
2011 #21 Clemson (ACC)	L	10-38
2011 #13 Michigan (ot)(Sugar)	L	20-23
2012 #14 at Clemson	L	17-38
2012 #8 Florida State	L	22-28
2013 #1 Alabama (Atlanta)	L	10-35
2013 #14 at Miami	W	42-24
2013 #17 UCLA (Sun)	L	12-42
2014 #8 at Ohio State	W	35-21
2014 #19 at Duke	W	17-16
2015 #1 Ohio State	L	24-42
2015 #23 Duke (4ot)	L	43-45
2015 #12 North Carolina (ot)	L	27-30
2016 #17 Tennessee (Bristol)	L	24-45
2016 #17 at North Carolina	W	34-3
2016 #3 Clemson (ACC)	L	35-42
2017 #20 West Virginia	W	31-24
2017 #2 Clemson	L	17-31
2017 #6 at Miami	L	10-28
2017 #17 Okla. St. (Camping)	L	30-21
2018 #19 at Florida State	W	24-3
2018 #22 at Duke	W	31-14
2018 #6 Notre Dame	L	23-45
2019 #16 at Notre Dame	L	20-21
2020 #8 at North Carolina	L	45-56
2020 #9 Miami	L	24-25
2020 #4 Clemson	L	10-45
2021 #10 North Carolina	W	17-10
2021 #14 Notre Dame	L	29-32
2022 #24 at NC State	L	21-22

WAKE FOREST (25-137-1)

1936 #15 Duke	L	0-20
1937 #11 Duke	L	0-67
1938 #9 Duke	L	0-7
1939 #13 Duke	L	0-6
1942 #10 Boston College	L	0-27
1944 #20 Duke	L	0-34
1945 #13 Duke	L	19-26
1945 #16 Clemson	W	13-6
1946 #4 Tennessee	W	19-6
1946 #15 North Carolina	L	14-26
1947 #19 North Carolina	W	19-7
1947 #15 Duke	L	6-13
1948 #2 North Carolina	L	9-26
1948 #10 Clemson	L	14-21
1949 #6 North Carolina	L	14-28
1949 #16 Duke	W	27-7
1950 #16 Clemson	L	12-13
1951 #10 Baylor	L	0-42
1952 #14 Villanova	L	0-20
1953 #10 at Duke	L	0-19
1953 #15 South Carolina	W	19-13
1954 #13 Maryland	T	13-13
1955 #13 at West Virginia	L	0-46
1955 #1 at Maryland	L	7-28
1955 #20 at Duke	L	0-14
1957 #5 at Duke	L	7-34
1957 #10 at NC State	L	0-19
1958 #19 at Clemson	L	12-14
1958 #2 at Auburn	L	7-21

1958 #16 at South Carolina	L	7-24
1959 #19 at Clemson	L	31-33
1960 #9 Clemson	L	7-28
1960 #7 Duke	L	7-34
1967 #3 at Houston	L	6-50
1967 #5 at NC State	L	7-24
1968 #5 at Purdue	L	27-28
1969 #20 at Auburn	L	0-57
1970 #9 at Nebraska	L	12-36
1970 #9 Tennessee	L	7-41
1972 #5 at Tennessee	L	6-45
1973 #13 Texas	L	0-41
1973 #16 at NC State	L	13-52
1974 #18 NC State	L	15-33
1974 #2 at Oklahoma	L	0-63
1974 #15 at Penn State	L	0-55
1974 #18 at Maryland	L	0-47
1975 #15 at NC State	W	30-22
1975 #19 Maryland	L	0-27
1976 #1 at Michigan	L	0-31
1976 #5 at Maryland	L	15-17
1976 #20 at South Carolina	W	10-7
1977 #16 at Clemson	L	0-26
1978 #10 at LSU	L	11-13
1978 #6 at Maryland	L	0-39
1978 #16 Clemson	L	6-51
1979 #12 at Georgia	W	22-21
1979 #16 at NC State	L	14-17
1979 #14 at North Carolina	W	24-19
1979 #13 Auburn	W	42-38
1980 #8 North Carolina	L	9-27
1980 #14 at South Carolina	L	38-39
1981 #5 at North Carolina	L	10-48
1981 #3 at Clemson	L	24-82
1982 #12 North Carolina	L	7-24
1982 #10 Clemson	L	17-21
1983 #4 at North Carolina	L	10-30
1983 #16 Maryland	L	33-36
1985 #16 at Tennessee	L	29-31
1987 #14 at Clemson	L	17-31
1987 #14 South Carolina	L	0-30
1988 #19 at Michigan	L	9-19
1988 #15 Clemson	L	21-38
1989 #19 NC State	L	17-27
1989 #22 at Clemson	L	10-44
1990 #1 Virginia	L	14-49
1990 #19 Clemson	L	6-24
1990 #4 Georgia Tech	L	7-42
1991 #16 at Clemson	L	10-28
1992 #3 at Florida State	L	7-35
1992 #14 Virginia	L	17-31
1992 #13 at NC State	L	14-42
1993 #18 NC State	L	16-34
1993 #15 at North Carolina	L	35-45
1993 #1 at Florida State	L	0-54
1993 #21 at Virginia	L	9-21
1994 #3 Florida State	L	14-56
1994 #20 Duke	L	26-51
1995 #11 at Virginia	L	17-35
1995 #1 at Florida State	L	13-72
1996 #13 Northwestern	W	28-27
1996 #20 Virginia	L	7-42
1996 #15 North Carolina	L	6-45
1996 #3 Florida State	L	7-44
1997 #21 Northwestern	W	27-20
1997 #5 at North Carolina	L	12-30
1997 #2 at Florida State	L	7-58
1998 #14 Virginia	L	17-38
1998 #5 Florida State	L	7-24
1998 #21 Georgia Tech	L	35-63
1999 #25 NC State	W	31-7
1999 #1 Florida State	L	10-33
1999 #14 at Georgia Tech	W	26-23
2000 #16 at Clemson	L	7-55
2000 #3 Florida State	L	6-35
2001 #18 at Florida State	L	24-48
2002 #19 at NC State	L	13-32
2002 #18 Florida State	L	21-34

2002 #25 at Maryland	L	14-32
2003 #14 NC State	W	38-24
2003 #6 at Florida State	L	24-48
2004 #15 at Clemson (2ot)	L	30-37
2004 #5 Florida State	L	17-20
2004 #12 at Miami	L	7-52
2005 #4 at Florida State	L	24-41
2005 #14 at Boston College	L	30-35
2005 #3 Miami	L	17-47
2006 #15 Clemson	L	17-27
2006 #16 Boston College	W	27-14
2006 #19 Virginia Tech	L	6-27
2006 #23 Georgia Tech	W	9-6
2006 #5 Louisville	L	13-24
2007 #16 Nebraska	L	17-20
2007 #21 Florida State	W	24-21
2007 #20 at Clemson	L	10-44
2008 #24 at Florida State	W	12-3
2009 #18 Miami	L	27-28
2009 #10 at Georgia Tech (ot)	L	27-30
2010 #19 at Stanford	L	24-68
2010 #23 Florida State	W	35-30
2011 #19 Virginia Tech	L	17-38
2011 #9 at Clemson	L	28-31
2012 #5 at Florida State	L	0-52
2012 #14 Clemson	L	13-42
2012 #3 at Notre Dame	L	0-38
2013 #3 at Clemson	L	7-56
2013 #7 at Miami	L	21-24
2013 #3 Florida State	L	3-59
2013 #25 Duke	L	21-28
2014 #1 at Florida State	L	3-43
2014 #19 Clemson	L	20-34
2015 #11 Florida State	L	16-24
2015 #6 Notre Dame	L	7-28
2015 #1 at Clemson	L	13-33
2016 #14 at Florida State	L	6-17
2016 #5 at Louisville	L	12-44
2016 #5 Clemson	L	13-35
2016 #23 Temple (Military)	W	34-26
2017 #2 at Clemson	L	14-28
2017 #5 at Notre Dame	L	37-48
2017 #25 NC State	W	30-24
2018 #8 Notre Dame	L	27-56
2018 #4 Clemson	L	3-63
2018 #22 Syracuse	L	24-41
2018 #22 at NC State	W	27-23
2019 #3 at Clemson	L	3-52
2020 #1 Clemson	L	13-37
2020 #19 Virginia Tech	L	16-23
2021 #21 NC State	W	45-42
2021 #17 vs. Pitt (ACC)	L	21-45
2022 #5 Clemson (2ot)	L	45-51
2022 #23 at Florida State	W	31-21
2022 #22 at NC State	L	21-30
2022 #15 North Carolina	L	34-36

NFL DRAFT BY CURRENT ACC SCHOOLS (1992-PRESENT)

School	'92	'93	'94	'95	'96	'97	'98	'99	'00	'01	'02	'03	'04	'05	'06	'07	'08	'09	'10	'11	'12	'13	'14	'15	'16	'17	'18	'19	'20	'21	'22	'23	Total	
Florida State	6	6	6	10	4	7	9	4	7	9	2	6	5	9	8	5	3	1	3	3	4	11	7	11	2	4	6	2	1	4	1	1	167	
Miami	6	10	2	7	2	8	2	3	5	7	11	8	9	5	9	5	3	1	4	8	6	2	3	7	2	9	6	5	4	4	1	3	167	
Clemson	4	5	2	1	3	2	5	6	0	3	0	2	2	3	3	5	2	4	5	6	4	4	5	5	9	6	3	6	7	5	2	6	125	
North Carolina	5	4	4	5	2	5	7	6	1	4	6	1	3	3	1	0	2	5	2	9	2	5	5	0	0	6	3	1	2	5	4	4	112	
Virginia Tech	5	0	3	2	2	4	4	2	5	3	8	2	5	3	9	3	8	1	5	3	3	2	3	2	2	4	5	0	1	4	4	1	108	
NC State	4	3	3	4	0	1	2	2	2	2	2	2	3	3	6	3	2	2	2	1	5	3	1	0	3	3	7	4	2	1	2	1	81	
Virginia	3	4	2	3	1	6	2	6	4	1	3	2	1	7	5	2	3	4	1	1	1	1	3	2	1	0	2	2	2	0	1	1	77	
Pitt	6	1	0	3	3	0	0	0	1	1	3	3	6	1	2	3	3	4	2	5	0	0	3	1	1	5	3	1	1	6	2	6	76	
Louisville	1	2	1	1	2	4	0	0	2	1	1	4	0	5	4	4	5	2	0	3	1	0	4	10	1	2	4	0	1	2	0	3	70	
Boston College	1	1	2	4	2	2	2	3	3	1	2	3	2	0	3	2	3	2	1	1	1	0	4	3	2	2	3	4	1	2	1	1	64	
Georgia Tech	5	2	2	3	2	0	2	3	3	0	2	0	5	0	3	2	3	4	4	1	1	0	3	3	2	1	0	0	1	2	1	1	61	
Syracuse	1	2	2	2	1	2	5	3	2	4	2	2	3	1	4	2	0	2	2	2	2	3	2	0	1	0	1	1	2	2	0	2	60	
Wake Forest	0	3	0	0	0	0	0	1	3	0	0	3	0	1	1	2	3	4	2	0	4	1	1	1	0	1	2	1	2	1	2	2	41	
Duke	0	1	0	0	3	0	1	1	1	0	0	0	1	0	0	0	0	0	0	0	0	0	1	1	2	0	0	0	1	0	4	0	0	17

NOTING ACC FOOTBALL IN THE NFL DRAFT

■ Since the 2005 season, the ACC has had 666 players chosen in the NFL Draft, including 103 first-round picks, the second highest totals of any conference.

■ The ACC has had 385 players selected since 2013 - the second-highest total among all conferences. The ACC's 45 draftees in 2018 was its third-highest ever.

■ In the 2015 Draft, 47 ACC players were selected, the second-highest in league history, bettered only by the total of 51 in 2006, when the conference set a record for a 12-team league.

■ Miami has had a player selected in every NFL Draft beginning with 1975, or 49 consecutive years. Florida State has had at least one player chosen each year beginning in 1984 - a total of 40 straight years.

ACC DRAFT RECORDS

Most players selected: 51 in 2005
 51 in 2021*
 Most first-round draft picks: 12 in 2005
 Most players selected: 11 (3 times)
 by Maryland, 1975
 by Florida State, 2013 & 2015
 Most first-round picks:
 4 by Florida State, 1997, 2006

*includes nine Notre Dame players who played in the ACC in 2020

ACC PLAYERS IN THE 2023 NFL DRAFT

First Round

19th, Calijah Kancey, DT, Pitt, Tampa Bay
 22nd, Zay Flowers, WR, Boston College, Baltimore
 28th, Myles Murphy, DE, Clemson, Cincinnati
 29th, Bryan Bresee, DT, Clemson, New Orleans

Second Round

38th, Matthew Bergeron, OT, Syracuse, Atlanta
 46th, Keion White, Edge, Georgia Tech, New England
 56th, Tyrique Stevenson, CB, Miami, Chicago

Third Round

72nd, Garrett Williams, CB, Syracuse, Arizona
 79th, Josh Downs, WR, North Carolina, Indianapolis
 82nd, YaYa Diaby, DE, Louisville, Tampa Bay
 86th, Trenton Simpson, LB, Clemson, Baltimore
 89th, Kobie Turner, DT, Wake Forest, LA Rams

Fourth Round

114th, Chandler Zavala, G, NC State, Carolina
 119th, Chamarrri Conner, CB, Virginia Tech, Kansas City
 120th, Carter Warren, OT, Pitt, NY Jets

Fifth Round

136th, Yasir Abdullah, LB, Louisville, Jacksonville
 137th, KJ Henry, Edge, Clemson, Washington
 143rd, Israel Abanikanda, RB, Pitt, NY Jets
 145th, Jammie Robinson, S, Florida State, Carolina
 153rd, SirVocea Dennis, LB, Pitt, Tampa Bay
 156th, Jordan McFadden, G, Clemson, LA Chargers
 159th, Dontayvion Wicks, WR, Virginia, Green Bay
 162nd, Will Mallory, TE, Miami, Indianapolis
 169th, Asim Richards, OT, North Carolina, Dallas
 175th, Davis Allen, TE, Clemson, LA Rams

Sixth Round

180th, Kei'Trel Clark, CB, Louisville, Arizona
 195th, A.T. Perry, WR, Wake Forest, New Orleans
 208th, Erick Hallett, DB, Pitt, Jacksonville

Seventh Round

219th, Antoine Green, WR, North Carolina, Detroit
 227th, Raymond Vohasek, DT, North Carolina, Jacksonville
 246th, D.J. Ivey, DB, Miami, Cincinnati
 248th, Brandon Hill, S, Pitt, Houston

ACC FIRST ROUND & OVERALL SELECTIONS

School	1st Round	Total
Miami	66	351
Florida State	46	272
Clemson	38	263
North Carolina	24	241
Pitt	27	227
Georgia Tech	11	216
Boston College	22	210
Maryland	16	206
Syracuse	21	201
NC State	19	172
Virginia	16	163
Duke	8	154
Virginia Tech	13	153
Wake Forest	4	139
Louisville	16	127
South Carolina	0	67

SELECTIONS BY CONFERENCE

Year	ACC	AAC	Big 10	Big 12	Conf USA	Mnt Wst	Pac-12	SEC	WAC
1992	29	-	38	-	-	-	43	29	14
1993	29	-	28	-	-	-	31	30	7
1994	19	-	21	-	-	-	25	33	13
1995	27	-	37	-	-	-	36	34	16
1996	16	-	33	39	5	-	27	40	15
1997	22	-	28	35	14	-	30	25	15
1998	29	-	27	28	12	-	37	40	17
1999	31	-	27	34	6	-	27	37	15
2000	23	-	35	24	9	14	26	41	7
2001	21	-	40	30	11	8	24	40	10
2002	18	-	35	25	10	15	32	47	10
2003	17	-	36	35	13	6	32	43	10
2004	25	-	44	23	10	7	28	42	9
2005	36	-	30	34	15	16	33	37	6
2006	51	-	41	29	7	12	32	37	5
2007	31	-	32	28	8	9	28	41	17
2008	33	-	28	29	11	7	34	34	8
2009	33	-	27	27	9	16	32	37	9
2010	31	-	34	30	6	13	29	49	4
2011	35	-	29	29	7	9	31	38	15
2012	31	-	41	24	11	12	29	42	8
2013	31	19	22	22	8	7	26	63	-
2014	42	12	29	16	8	16	34	48	-
2015	47	11	35	25	6	10	39	54	-
2016	26	11	46	26	7	9	33	52	-
2017	43	15	34	14	9	9	37	52	-
2018	45	17	33	20	10	10	30	53	-
2019	28	11	40	26	6	10	33	64	-
2020	27	17	48	21	10	10	32	63	-
2021	42	19	44	22	5	3	28	65	-
2022	22	19	48	25	6	11	25	65	-
2023	32	10	55	30	3	5	27	62	-

FIRST ROUND PICKS BY CONFERENCE

Year	ACC	AAC	Big 10	Big 12	Conf USA	Mnt Wst	Pac-12	SEC	WAC
1992	4	-	4	-	-	-	6	2	0
1993	4	-	4	-	-	-	5	6	0
1994	2	-	4	-	-	-	5	6	2
1995	3	-	9	0	-	-	6	3	1
1996	1	-	8	4	1	-	6	4	0
1997	8	-	4	5	1	-	3	4	0
1998	7	-	2	3	0	-	2	10	2
1999	4	-	5	1	0	-	4	8	1
2000	4	-	7	1	0	2	4	6	0
2001	4	-	8	3	0	0	4	5	1
2002	3	-	3	4	2	0	4	6	2
2003	1	-	6	6	0	1	8	4	0
2004	1	-	6	4	1	0	3	6	0
2005	5	-	4	5	1	1	3	10	1
2006	12	-	8	3	1	0	4	4	0
2007	6	-	6	4	0	0	1	11	0
2008	7	-	4	1	1	0	6	6	1
2009	5	-	4	7	0	0	4	8	0
2010	4	-	3	8	0	1	2	7	2
2011	3	-	6	8	0	0	3	10	0
2012	3	-	4	4	1	2	5	9	0
2013	6	1	1	3	1	0	5	12	-
2014	5	4	4	2	0	0	3	11	-
2015	9	2	3	2	0	0	9	6	-
2016	4	2	6	3	1	0	4	8	-
2017	4	1	7	1	0	0	6	12	-
2018	6	1	4	1	1	3	4	10	-
2019	7	1	7	3	0	0	3	9	-
2020	3	0	5	5	0	1	3	15	-
2021	6	2	10	0	0	0	3	12	-
2022	4	2	7	0	0	0	4	12	-
2023	4	0	9	6	0	0	3	9	-



Pitt's **Calijah Kancey** was selected with the No. 19 overall pick of the 2023 NFL Draft by the Tampa Bay Buccaneers.



ACC Player of the Year **Trevor Lawrence** of Clemson was the No. 1 overall pick by the Jacksonville Jaguars in the 2021 NFL Draft.

TOP OVERALL SELECTIONS IN NFL DRAFT BY SCHOOL

School	Player	Overall	Year	NFL/AFL Team
Boston College	Matt Ryan, QB	3rd	2008	Atlanta Falcons
Clemson	Trevor Lawrence, QB	1st	2021	Jacksonville Jaguars
Duke	George McAffee, RB	2nd	1940	Philadelphia Eagles
Florida State	Jameis Winston, QB	1st	2015	Tampa Bay Bucs
Georgia Tech	Calvin Johnson, WR	2nd	2007	Detroit Lions
Louisville	Amobi Okoye, DT	10th	2007	Houston Texans
Miami	Vinny Testaverde, QB	1st	1987	Tampa Bay Bucs
	Russell Maryland, DT	1st	1991	Dallas Cowboys
North Carolina	Ken Willard, RB	2nd	1965	San Francisco 49ers
	Lawrence Taylor, OLB	2nd	1981	New York Giants
	Julius Peppers, DE	2nd	2002	Carolina Panthers
	Mitch Trubisky, QB	2nd	2016	Chicago Bears
NC State	Mario Williams, DE	1st	2006	Houston Texans
	Roman Gabriel, QB	1st	1962	Oakland Raiders
(AFL)				
Pitt	Tony Dorsett, RB	2nd	1977	Dallas Cowboys
Syracuse	Ernie Davis, RB	1st	1962	Washington Redskins
Virginia	Bill Dudley, RB	1st	1942	Pittsburgh Steelers
Virginia Tech	Bruce Smith, DE	1st	1985	Buffalo Bills
	Michael Vick, QB	1st	2001	Atlanta Falcons
Wake Forest	Norm Snead, QB	2nd	1961	Washington Redskins

NFL DRAFT NOTES

- Miami has had at least one player selected in every NFL Draft since 1974, a string of 49 consecutive years, the longest current streak in the ACC. The next longest streak belongs to Florida State, who has had at least one player chosen in every NFL Draft beginning in 1984, a span of 40 straight years.
- Current ACC teams have had a total of nine players chosen as the first overall selection in the NFL Draft. The most recent was Clemson's Trevor Lawrence, who was tabbed first in 2021 by the Jacksonville Jaguars. Miami (Vinny Testaverde, 1987, Tampa Bay; and Russell Maryland, 1991, Dallas) and Virginia Tech (Bruce Smith, 1985, Buffalo; and Michael Vick, 2001, Atlanta) each had two top selections while Clemson (Lawrence, 2021, Jaguars), Florida State (Jameis Winston, 2015, Tampa Bay), NC State (Mario Williams, 2006, Houston), Virginia (Bill Dudley, 1942, Pittsburgh) and Syracuse (Ernie Davis, 1962, Washington) each had one. Also, NC State's Roman Gabriel, the No. 2 overall selection in the 1962 draft, was chosen No. 1 in the AFL Draft by the Oakland Raiders.
- Miami and Florida State have had 11 players taken as the seventh overall pick or higher in the NFL Draft. Clemson is third with nine, followed by NC State with seven, North Carolina with six and Virginia with four. Miami has had seven players taken as the first, second or third overall pick.

Following is a list of players from ACC schools that have been selected in the annual NFL Draft. The NFL's inaugural draft was held on February 8, 1936, while the AFL conducted its own draft from 1960 through 1966. The two leagues merged their player drafts into one player draft in 1967.

BOSTON COLLEGE

Year	Rd.	No.	Name	Pos.	Team
2023	1	22	Zay Flowers	WR	Ravens
2022	1	17	Zion Johnson	OL	Panthers
2021	3	81	Hunter Long	TE	Dolphins
	6	220	Isaiah McDuffie	LB	Packers
2020	2	62	AJ Dillon	RB	Packers
2019	1	14	Chris Lindstrom	OL	Falcons
	3	65	Zach Allen	DE	Cardinals
	3	81	Will Harris	S	Lions
	7	228	Tommy Sweeney	TE	Bills
2018	2	41	Harold Landry	EDGE	Titans
	3	99	Isaac Yiadom	CB	Broncos
	6	189	Kamin Moore	CB	Saints
2017	3	91	John Johnson	S	Rams
	5	163	Matt Milano	LB	Bills
2016	3	98	Justin Simmons	S	Broncos
	7	232	Steven Daniels	LB	Redskins
2015	6	190	Ian Silberman	G	49ers
	6	208	Andy Galik	C	Titans
	7	237	Brian Mihalik	DE	Eagles
2014	4	113	Andre Williams	RB	Giants
	4	132	Kevin Pierre-Louis	OLB	Seahawks
	7	229	Nate Freese	PK	Lions
	7	243	Kaleb Ramsey	DT	49ers
2012	1	9	Luke Kuechly	LB	Panthers
2011	1	22	Anthony Castonzo	T	Colts
2010	5	158	Matt Tennant	C	Saints
2009	1	9	B.J. Raji	DT	Packers
	2	40	Ron Brace	DT	Patriots
2008	1	3	Matt Ryan	QB	Falcons
	1	17	Gosder Cherlus	T	Lions
	6	192	DeJuan Tribble	DB	Chargers
2007	3	67	James Marten	T	Cowboys
	4	130	Josh Beekman	G	Bears
2006	1	32	Mathias Kiwanuka	DE	Giants
	2	59	Jeremy Trueblood	T	Buccaneers
	4	115	Will Blackmon	WR	Packers
2004	2	34	Chris Snee	G	Giants
	5	144	Sean Ryan	TE	Cowboys
2003	5	163	Brian St. Pierre	QB	Steelers
	5	164	Dan Koppen	C	Patriots
	6	195	Antonio Garay	DT	Broncos
2002	1	16	William Green	RB	Broncos
	1	29	Marc Colombo	T	Bears
2001	7	203	Paul Zukauskas	G	Broncos
2000	1	25	Chris Hovan	DT	Vikings
	5	160	Frank Chamberlin	MLB	Titans
	6	188	Darnell Alford	G	Chiefs
1999	1	17	Damien Woody	G	Patriots
	2	54	Michael Cloud	RB	Chiefs
	3	64	Doug Brzezinski	G	Eagles
1998	6	177	Todd Pollack	TE	Giants
	6	187	Matt Hasselbeck	QB	Packers
1997	3	78	Stalin Colinet	DE	Vikings
	6	186	Daryl Porter	S	Steelers
1996	1	21	Pete Kendall	G	Seahawks
	4	119	Chris Sullivan	DE	Patriots
1995	1	7	Mike Mamula	DE	Eagles
	4	122	Pete Mitchell	TE	Dolphins
	5	141	Stephen Boyd	MLB	Lions
	7	249	Michael Reed	DB	Panthers
1994	7	208	Glenn Foley	QB	Jets
	7	218	Tom Nalen	C	Broncos
1993	4	96	Ron Stone	G	Cowboys
1992	6	157	Mark Chmura	TE	Packers
1991	11	286	Ivan Caesar	OLB	Vikings
1990	4	109	Rico Labbe	DB	Redskins
1989	1	17	Joe Wolf	G	Cardinals
	2	41	Doug Widell	G	Broncos
	7	178	Eric Lindstrom	LB	Patriots
	11	289	Jim Bell	RB	49ers
1988	3	80	Bill Romanowski	OLB	49ers
	4	94	Dave Widell	G	Cowboys
	11	287	John Galvin	MLB	Jets
	12	321	Dave Nugent	NT	Patriots
1987	1	16	John Bosa	DE	Dolphins
	4	95	Kelvin Martin	WR	Cowboys
	4	96	Steve Trapilo	G	Saints
	4	99	Troy Stradford	RB	Dolphins

1986	2	42	Mike Ruth	NT	Patriots
	4	109	Scott Gieselman	TE	Patriots
1985	4	108	Gerard Phelan	WR	Patriots
	5	115	Mark MacDonald	G	Vikings
	11	285	Doug Flutie	QB	Rams
	11	303	Steve Strachan	RB	Raiders
	12	317	Todd Russell	DB	Eagles
1984	4	104	Brian Brennan	WR	Broncos
	4	110	Steve DeOssie	ILB	Cowboys
	7	188	George Radachowski	S	Rams
1983	6	144	Gary Kowalski	G	Rams
	9	227	Jack Belcher	C	Rams
1982	4	102	Gerry Raymond	G	Giants
	6	147	Greg Storr	LB	Vikings
1981	4	94	Tim Sherwin	TE	Colts
	10	265	Mike Mayock	DB	Steelers
	11	293	Bill Stephanos	T	Vikings
1980	3	71	John Schmeding	G	Bills
	6	143	Karl Swanke	G	Packers
	8	205	Jeff Dziama	LB	Jets
1979	2	32	Fred Smerlas	DT	Bills
	9	238	Jim Rourke	T	Raiders
1977	1	18	Steve Schindler	G	Broncos
	2	30	Tom Lynch	T	Seahawks
	2	51	Pete Cronan	LB	Seahawks
	3	64	Bob Watts	LB	Saints
	9	224	Byron Hemingway	LB	Buccaneers
	9	230	John Maxwell	T	Falcons
	9	247	Glen Capriola	RB	Colts
	10	274	Don Petersen	TE	Rams
1976	2	31	Don Macek	G	Chargers
	2	47	Mike Kruzcek	QB	Steelers
	5	146	Fred Steinfort	K	Raiders
	5	149	Keith Barnette	RB	Vikings
1975	2	39	Al Kreviss	T	Bengals
	7	159	Mike Esposito	RB	Falcons
	11	265	Tom Marinelli	G	Broncos
	12	310	Jack Magee	C	Raiders
1974	2	30	Steve Corbett	G	Patriots
	2	31	Gordon Browne	T	Jets
	3	70	Gary Marangi	QB	Bills
	7	182	Joe Sullivan	G	Dolphins
	8	200	Ned Guillet	DB	Packers
	10	250	Tom Condon	G	Chiefs
	13	321	Phil Bennett	RB	Patriots
	17	424	Gary Hudson	DB	Patriots
1973	4	103	Jeff Yeates	DT	Bills
	11	286	Chris Kete	C	Dolphins
1972	1	26	Bill Thomas	RB	Cowboys
	14	350	Eddie Rideout	WR	Patriots
	16	395	Tom Bougus	RB	Broncos
	17	437	Kevin Clemente	LB	Redskins
1971	4	93	Fred Willis	RB	Bengals
	6	150	Frank Harris	QB	Lions
	10	242	Jim O'Shea	TE	Steelers
	16	415	John Brennan	T	Cowboys
1970	4	101	John Fitzgerald	T	Cowboys
	8	200	Bob Boulay	T	Colts
1969	7	167	John Egan	C	Dolphins
	10	249	Joe Pryor	DE	Oilers
	11	266	Barry Gallup	SE	Patriots
1968	4	92	Brendan McCarthy	RB	Packers
	9	232	Mike Evans	C	Eagles
	11	286	Len Persin	DE	Eagles
	13	346	Jim Kavanagh	FL	Chiefs
	16	414	Larry Kuharich	DB	Vikings
1967	1	9	Bob Hyland	G	Packers
	13	316	Bill Stetz	LB	Saints
1966	17	-	Dick Capp	DE	Patriots
	20	294	Bill Risio	T	Eagles
	-	-	Ross O'Hanley	S	Dolphins
1965	4	51	Jim Whalen	E	Patriots
	11	-	John Frechette	T	Patriots
	15	-	Bill Cronin	DE	Raiders
	20	272	Bob Shann	DB	Eagles
1964	2	16	Jack Concannon	QB	Patriots
	11	84	John Barrett	HB	Patriots
1963	9	123	Gene Carrington	T	Steelers
	11	149	Art Graham	E	Broncos
	13	171	Dave O'Brien	T	Vikings
	14	188	Lou Cioci	G/LB	Cowboys
1962	3	37	Dan Sullivan	T	Colts
	4	55	Bill Byrne	G	Eagles
1960	10	117	Jim O'Brien	T	Lions
	12	137	Harry Ball	T	Packers
1959	1	4	Don Allard	QB	Redskins

19	219	Alan Miller	B	Eagles	
30	353	Jim Coclough	HB	Redskins	
1958	7	78	Leon Bennett	T	Redskins
	25	291	Larry Plenty	B	Packers
1956	10	119	Dick Lucas	E	Bears
	18	206	Emiddio Petrarca	B	Lions
1955	2	21	Frank Morze	C	49ers
	9	100	John Miller	T	Redskins
1953	11	127	Joe Johnson	B	Packers
	29	343	Henry O'Brien	G	Packers
1951	4	50	Art Donovan	T	Broncos
	8	88	Art Spinney	E	Broncos
	18	208	Ed Petela	B	Packers
	22	263	Ed King	C	Yanks
1950	2	22	Ernie Stautner	T	Steelers
	4	50	Don Papaleo	G	Bears
	15	184	Art Spinney	E	Colts
	19	247	Butch Songin	QB	Broncos
1949	9	85	Tom Brennan	T	Steelers
	18	173	Albie Gould	E	Yanks
1948	27	254	Ed Clasby	B	Bears
1947	14	123	John Kissell	T	Rams
	22	204	Art Donovan	T	Giants
1946	8	62	Chet Lipka	E	Yanks
	15	132	John Furey	T	Yanks
	20	186	Bill DeRosa	B	Packers
1945	20	201	Mario Gianelli	T	Yanks
	26	264	Ed Burns	B	Steelers
	27	278	Bob Mangene	B	Yanks
1944	3	26	Gil Bouley	T	Rams
	5	39	Ed Doherty	B	Redskins
	10	98	Angelo Sisti	T	Yanks
	12	120	Ed Fiorentino	E	Yanks
	23	235	John Dubzinski	G	Giants
	29	300	Pasquale Darone	G	Eagles
1943	1	5	Mike Holovak	B	Rams
	3	18	Don Currievan	E	Cardinals
	3	20	Fred Naumetz	C	Rams
	5	37	Harry Connolly	B	Steelers
	9	72	Rocco Canale	G	Eagles
	12	107	Joe Repko	T	Steelers
	23	219	Wally Boudreau	B	Bears
1942	3	18	Ted Williams	B	Eagles
	8	70	Frank Maznicki	B	Bears
	21	194	Henry Woronicz	E	Packers
	21	195	Adolph Kissell	B	Bears
1941	2	12	Chet Gladuchuk	C	Steelers
	2	15	Gene Goodreault	E	Lions
	5	39	Charley O'Rourke	B	Bears
	8	65	Joe Manzo	T	Lions
	9	78	Henry Tocsyowski	QB	Dodgers
	15	131	Alex Lukachnik	E	Eagles
	17	151	John Yaucoeks	T	Eagles
	19	173	George Kerr	G	Steelers
1940	7	53	Pete Cignetti	B	Steelers
	18	163	Ernie Schwartzter	G	Eagles

GLEMSON

Year	Rd.	No.	Name	Pos.	Team
2023	1	28	Myles Murphy	DE	Bengals
	1	29	Bryan Bresee	DT	Saints
	3	86	Trenton Simpson	LB	Ravens
	5	137	KJ Henry	DE	Commanders
	5	156	Jordan McFadden	G	Chargers
	5	175	Davis Allen	TE	Rams
2022	2	42	Andrew Booth Jr.	CB	Vikings
	7	231	Baylon Spector	LB	Bills
2021	1	1	Trevor Lawrence	QB	Jaguars
	2	25	Travis Etienne	RB	Jaguars
	2	46	Jackson Carman	OT	Bengals
	3	85	Amari Rodgers	WR	Packers
	5	181	Cornell Powell	WR	Chiefs
2020	1	8	Isaiah Simmons	LB	Cardinals
	1	16	A.J. Terrell	CB	Falcons
	2	33	Tee Higgins	WR	Bengals
	3	100	Tanner Muse	S	Raiders
	4	109	John Simpson	OL	Raiders
	4	127	K'Von Wallace	DB	Eagles
	7	250	Tremayne Anchrum	OL	Chargers
2019	1	4	Clelin Ferrell	DE	Raiders
	1	13	Christian Wilkins	DT	Dolphins
	1	17	Dexter Lawrence	DT	Giants
	2	40	Trayvon Mullen	CB	Raiders
	4	117	Austin Bryant	DE	Lions
	5	149	Hunter Renfrow	WR	Raiders
2018	3	100	Dorian O'Daniel	OLB	Chiefs
	6	185	Deon Cain	WR	Colts

6	187	Ray-Ray McCloud	WR	Bills	
2017	1	7	Mike Williams	WR	Chargers
	1	12	Deshaun Watson	QB	Texans
	3	97	Cordrea Tankersley	CB	Dolphins
	4	140	Wayne Gallman	RB	Giants
	4	142	Carlos Watkins	DT	Texans
	5	150	Jordan Leggett	TE	Jets
2016	1	19	Shaq Lawson	DE	Bills
	2	33	Kevin Dodd	DE	Titans
	2	54	Mackensie Alexander	CB	Vikings
	2	57	T.J. Green	S	Colts
	4	109	B.J. Goodson	LB	Giants
	5	166	D.J. Reader	DT	Texans
	7	241	Charone Peake	WR	Jets
	7	244			

NFL DRAFT ALL-TIME RESULTS



1993	7	203	Andre Hewitt	T	Browns	14	347	Jack King	G	49ers	12	320	Chris Port	G	Saints	1949	2	14	Al DeRogatis	T	Giants		
	1	15	Wayne Simmons	LB	Packers	1969	8	201	Wayne Mulligan	C	Cardinals	1989	3	74	Anthony Dilweg	QB	Packers	10	92	Bill Davis	G	Lions	
	3	72	James Trapp	DB	Raiders	14	344	John Cagle	LB	Patriots	1988	12	328	Steve Slayden	QB	Browns	20	197	Lloyd Eisenberg	T	Rams		
	4	91	Rudy Harris	RB	Buccaneers	1968	3	64	Harry Olszewski	G	Browns	1987	1	5	Mike Junkin	LB	Browns	21	208	Tommy Hughes	B	Redskins	
	4	106	Ashley Sheppard	LB	Vikings	4	99	Wayne Mass	T	Bears	1984	6	148	Ben Bennett	QB	Falcons	21	209	Jim Duncan	E	Bears		
	6	164	Robert O'Neal	DB	Dolphins	5	134	Jackie Jackson	RB	Browns	1983	5	123	Chris Castor	WR	Seahawks	1948	20	184	Fred Folger	B	Steelers	
1992	1	16	Chester McGlockton	DT	Raiders	9	230	Frank Liberatore	DB	Redskins	1982	3	56	Cedric Jones	WR	Patriots	28	263	Fred Hardison	E	Bears		
	2	38	Levon Kirkland	LB	Steelers	1967	14	360	Floyd Rogers	T	Browns	4	108	Charles Bowser	LB	Dolphins	1947	14	117	Leo Long	B	Yanks	
	5	117	Curtis Whitley	C	Chargers	1966	12	177	Rickey Johnson	T	Cardinals	5	134	Dennis Tabron	DB	Bears	15	131	Buddy Mulligan	B	Cardinals		
	5	125	Ed McDaniel	LB	Vikings	12	182	Wayne Page	DE	Bears	1979	9	234	Bob Lucas	LB	Browns	25	228	Hal Mullins	T	Browns		
1991	2	41	Jerome Henderson	DB	Patriots	1965	17	237	John Boyette	T	Browns	1978	3	64	Lyman Smith	DT	Dolphins	1946	2	13	George Clark	G	Steelers
	2	51	Doug Thomas	WR	Seahawks	1964	2	23	Pat Crain	RB	Bears	1977	4	101	Bill Bryan	C	Broncos	4	29	Ernie Knotts	G	Bears	
	2	53	John Johnson	LB	49ers	8	102	Bob Poole	E	49ers	6	142	Tony Benjamin	RB	Seahawks	12	105	Al Bush	T	Giants			
	3	78	Chris Gardocki	P	Bears	14	190	John Case	E	Colts	7	171	Bob Grupp	DB	Jets	16	147	Kelly Mote	E	Lions			
	4	86	Dexter Davis	DB	Cardinals	1963	5	67	Don Chuy	T	Rams	1975	8	201	John Hill	DT	Bills	18	161	Frank Irwin	T	Cardinals	
	5	117	Vance Hammond	DT	Cardinals	1962	3	41	Gary Barnes	E	Packers	1974	12	291	John Riccz	DE	Jets	21	200	Cliff Lewis	B	Rams	
	10	271	Eric Harmon	G	Eagles	1961	5	63	Ron Osborne	T	Colts	1973	5	115	Steve Jones	RB	Rams	23	213	Bill Leitheiser	G	Steelers	
	11	301	Stacy Long	G	Bears	10	134	Jimmy King	T	Cardinals	6	156	Ed Newman	G	Dolphins	24	222	Mike Karmazin	E	Yanks			
1990	9	241	Terry Allen	RB	Vikings	12	156	Lowndes Shingler	QB	Cowboys	13	325	Robert Parrish	DT	Jets	29	275	Steve Lucas	E	Giants			
	10	260	Gary Cooper	WR	Saints	1960	1	12	Lou Cordileone	T	Giants	15	371	Melvin Parker	LB	Cardinals	30	281	Jim LaRue	B	Cardinals		
	10	274	Otis Moore	DT	Giants	2	13	Harold Olson	T	Cardinals	1972	7	164	Ernie Jackson	DB	Saints	1945	13	121	Elmore (Buddy) Luper	B	Cardinals	
1989	1	11	Donnell Woolford	DB	Bears	8	88	Bill Mathis	HB	49ers	1971	3	59	Leo Hart	QB	Falcons	15	144	Gordon Carver	B	Cardinals		
	4	97	Richard McCullough	DE	Broncos	14	168	Doug Cline	RB	Giants	5	119	Phil Asack	DE	Chargers	17	167	Ben Cittadino	E	Cardinals			
	5	113	Keith Jennings	TE	Cowboys	1959	14	158	Jack Smith	T	Eagles	7	163	Wesley Chesson	WR	Falcons	27	277	Gen Stough	T	Steelers		
	10	257	Ty Granger	T	Buccaneers	14	162	Mike Dukes	B	49ers	1970	11	274	Robert Morris	C	Oilers	28	286	Garland Williams	T	Cardinals		
	10	271	Tracy Johnson	RB	Oilers	16	192	Morris Keller	T	Colts	1969	2	52	Al Woodall	QB	Jets	29	302	Frank Irwin	T	Redskins		
1988	2	50	Michael Dean Perry	DT	Browns	20	230	Jim Payne	G	Eagles	17	442	Fred Zirkie	DT	Jets	1944	3	25	Bob Gantt	E	Steelers		
	3	81	Tony Stephens	DT	Saints	20	235	Rudy Hayes	B	Steelers	1968	7	191	Andy Beath	DB	Packers	10	92	Ernie Beamer	E	Giants		
	12	322	James Earle	LB	Steelers	1958	17	200	Bill Thomas	C	Rams	1967	1	18	Bob Matheson	LB	Browns	15	150	Bill Miner	G	Bears	
1987	1	25	Terrence Flagler	RB	49ers	24	280	Jim Padgett	C	Eagles	2	41	Dave Dunaway	WR	Packers	17	171	Tom Davis	B	Redskins			
	2	31	Kenny Flowers	RB	Falcons	1957	2	18	Joel Wells	B	Packers	1966	6	94	Earl Yates	T	Redskins	23	236	John Wesley Perry	B	Packers	
	2	38	Delton Hall	DB	Steelers	3	34	Bill Hudson	T	Cardinals	16	245	Rod Stewart	E	Colts	24	242	Bob Nanni	T	Cardinals			
	4	103	Jim Riggs	TE	Bengals	1956	4	43	Ben Inabinet	T	Colts	1965	1	14	Mike Curtis	LB	Colts	1943	9	73	Moffatt Storer	B	Cardinals
1985	1	22	William Perry	DT	Bears	22	254	Dick Marazza	T	Lions	10	138	Chuck Druis	E	Cardinals	1942	1	4	Steve Lach	B	Cardinals		
	3	58	Tyrone Davis	DB	Giants	25	292	Bill O'Dell	B	Steelers	13	174	Biff Bracy	RB	Redskins	7	58	Tommy Prothro	B	Giants			
	3	77	Dale Hatcher	P	Rams	1955	16	190	Clyde White	G	Eagles	17	235	Sonny Odom	RB	Lions	9	76	Frank Swiger	B	Redskins		
	5	116	K.D. Dunn	TE	Cardinals	21	244	Buck George	B	Redskins	1964	9	126	Jay Wilkinson	RB	Bears	13	118	Bob Barnett	C	Giants		
	6	152	Reggie Pleasant	DB	Falcons	28	334	Wingo Avery	C	Eagles	1963	12	157	Chuck Walker	G	Cardinals	1941	9	75	Jasper Davis	B	Lions	
	10	260	Donald Igwebuike	K	Buccaneers	1954	24	285	Nate Gressette	T	Eagles	1962	9	121	Walt Rappold	QB	Colts	16	142	Wes McAfee	B	Steelers	
1984	3	63	Rod McSwain	DB	Falcons	1953	6	66	Tom Barton	G	Steelers	1961	9	115	Joel Arrington	B	Redskins	19	179	Alex Winsterson	T	Bears	
	6	143	Jim Scott	DE	Giants	10	121	Dreher Gaskin	E	Lions	13	181	Jack Wilson	B	Browns	1940	1	2	George McAfee	RB	Eagles		
	8	213	Bob Paulling	K	Cardinals	18	209	Jim Shirley	B	Bears	18	246	Art Browning	G	Cardinals	4	29	Edgar (Bill) Bailey	E	Dodgers			
	11	295	Edgar Pickett	LB	Vikings	29	340	Earl Wrightenberry	T	Cardinals	1960	2	14	Mike McGee	G	Cardinals	12	108	Allen Johnson	G	Redskins		
	12	320	William Devane	DT	Dolphins	1952	5	59	Bob Patton	T	Giants	9	100	Dwight Bumgamer	E	Redskins	16	148	Willard (Bolo) Perdue	E	Redskins		
	12	326	Murray Jarman	WR	Broncos	13	148	Billy Hair	B	Packers	13	151	Bob Spada	E	Bears	18	166	Frank Riber	G	Lions			
1983	1	10	Terry Kinard	DB	Giants	1951	3	27	Fred Cone	B	Packers	1959	3	26	Wray Carlton	B	Eagles	1939	8	65	Dan (Tiger) Hill	C	Dodgers
	3	66	Cliff Astin	RB	Saints	7	81	Ray Mathews	B	Steelers	16	189	Ted Royal	C	Rams	12	108	Bob O'Mara	B	Redskins			
	4	101	Johnny Rembert	LB	Patriots	11	131	Steve Wyndham	B	Yanks	23	274	Jim Gardner	T	Browns	15	138	Eric Tipton	B	Redskins			
	5	135	Chuck McSwain	RB	Cowboys	12	146	Bob Hudson	E	Giants	29	341	Dave Sime	E	Lions	1938	6	45	Joe Brunansky	T	Cardinals		
	7	194	Jeff McCall	RB	Raiders	22	262	Dick Hendley	B	Steelers	1958	3	34	Melwood (Buzz) Guy	T	Browns	12	108	Elmore Hackney	B	Giants		
	8	205	Andy Headen	LB	Giants	25	300	Jackie Calvert	T	Rams	6	64	John Kersey	T	Eagles	1937	2	13	Clarence (Ace) Parker	QB	Dodgers		
	11	282	Danny Triplett	LB	Rams	1949	1	6	Bobby Gage	B	Steelers	8	96	Bert Lattimore	E	Browns	1936	6	54	Gus Durner	T	Giants	
	11	290	Bob Mayberry	G	Seahawks	7	71	Frank Gillespie	G	Eagles	12	144	Bob Brodhead	QB	Browns								
	11	298	Brian Butcher	G	Vikings	1948	27	246	Tom Salisbury	T	Giants	17	201	Jack Harrison	C	Giants							
	12	318	Frank Magwood	WR	Giants	1947	16	138	Ralph Jenkins	C	Steelers	18	209	Phil Dupler	B	Bears							
1982	1	6	Jeff Bryant	DE	Seahawks	1946	6	43	Marion Woods	G	Steelers	22	260	Bill Thompson	E	Steelers							
	1	19	Perry Tuttle	WR	Bills	15	136	Jim Hough	B	Packers	29	346	Doug Padgett	E	Colts	1957	4	43	Sonny Jurgensen	QB	Eagles		
	5	128	Jeff Davis	LB	Buccaneers	29	276	Francis Saunders	T	Packers	8	86	Hal McElhaney	B	Eagles	8	86	Hal McElhaney	B	Eagles			
	7	188	Hollis Hall	DB	Chargers	1945	10	93	Bill Poe	B	Bears	20	88	Roy Hord	T	Rams	20	236	Cam Akers	S	Rams		
	9	225	Tony Berryhill	C	Colts	1943	20	189	Marion Butler	B	Bears	8	38	Sid DeLoatch	G	49ers	2020	2	52	Brian Burns	DE	Panthers	
	12	327	Brian Clark	G	Broncos	1942	5	35	Joe Blalock	E	Lions	28	268	Milt Konicek	T	Cardinals	2019	1	16	Demarcus Christmas	DE	Seahawks	
1981	6	140	Steve Durham	DE	Seahawks	19	176	Charlie Timmons	B	Redskins	26	303	Buddy Bass	E	Packers	6	209	Demarcus Christmas	DE	Seahawks			
	7	178	Obed Ariri	K	Colts	1940	1	4	Banks McFadden	B	Dodgers	26	308	Tom Topping	T	49ers	2018	1	17	Dervin James	S	Chargers	
	7	189	Lester Brown	RB	Cowboys	13	120	Joe Payne	G	Giants	26	308	Tom Topping	T	49ers	3	75	Derrick Nadi	DT	Chiefs			
	12	324	Marvin Sims	RB	Colts	18	161	Lowell Bryant	B	Cardinals	14	158	Ronnie Falls	LB	Lions	4	127	Rick Leonard	T	Saints			
1979	1	5	Jerry Butler	WR	Bills	1939	5	40	Don Willis	B	Giants	23	272	Jesse Birchfield	G	Packers	4	130	Josh Sweat	DE	Eagles		
	1	23	Steve Fuller	QB	Chiefs	16	142	Gus Goins	E	Cardinals	29	345	Jim Nelson	G	Giants	7	250	Ryan Izzo	TE	Patriots			
	3	64	Joe Bostic	T	Cardinals						1955	14	165	Nick McKeithan	B	49ers	7	253					

NFL DRAFT ALL-TIME RESULTS



8	197	Joe Harris	LB	Bears	27	316	Bob Bossons	C	Packers	7	217	Curry Burns	S	Texans	5	176	K.J. Osborn	WR	Vikings			
14	344	Randy Rhino	DB	Saints	1949	3	29	Frank Ziegler	B	Eagles	7	245	Chris Johnson	CB	Packers	7	242	Jonathan Garvin	DE	Packers		
15	367	Jim Robinson	WR	Falcons	5	42	George Brodnax	E	Lions	2002	2	65	Deion Branch	WR	Patriots	4	119	Sheldrick Redwine	S	Browns		
1973	16	409	Mike Owen	TE	49ers	8	80	Joe E. Brown	B	Cardinals	2001	6	179	Rashad Holman	CB	49ers	5	158	Michael Jackson	CB	Browns	
17	420	Eddie McAshan	QB	Patriots	25	247	Clay Matthews	T	Rams	2000	3	75	Chris Redman	QB	Ravens	5	165	Joe Jackson	DE	Cowboys		
1972	9	218	Jeff Ford	DB	Jets	1948	5	29	Bill Healey	G	Yanks	4	115	Frank Moreau	RB	Chiefs	6	181	Jaquan Johnson	S	Bills	
1971	16	396	Steve Harkey	RB	Jets	16	145	Jim Still	B	Cardinals	1997	2	44	Sam Madison	DB	Dolphins	6	204	Travis Homer	RB	Seahawks	
1969	9	232	Larry Good	QB	Colts	18	156	George Mathews	B	Giants	4	118	Tyrus McCloud	LB	Ravens	2018	3	67	Chad Thomas	DE	Browns	
13	321	John Sias	WR	Broncos	28	262	Dinky Bowen	B	Steelers	5	156	Carl Powell	DE	Colts	4	107	Chris Herndon IV	TE	Jets			
15	384	Joe Stevenson	TE	Browns	1947	6	44	Bob Davis	T	Giants	7	238	Leland Taylor	DT	Ravens	4	112	Mark Walton	RB	Bengals		
17	421	Terry Story	T	Bengals	12	100	George Hills	G	Packers	1996	3	66	Ray Oben	T	Giants	5	139	RJ McIntosh	DT	Giants		
1968	7	171	Lenny Snow	RB	Vikings	1946	3	19	Frank Broyles	QB	Bears	5	167	Alan Campos	LB	Cowboys	6	210	Braxton Berrios	WR	Patriots	
8	217	Randall Edmonds	LB	Dolphins	4	30	Paul Duke	C	Giants	1995	5	137	Jamie Asher	TE	Redskins	7	242	Kendrick Norton	DT	Panthers		
11	282	Kim King	QB	Steelers	12	108	Pat McHugh	B	Eagles	1993	1	13	Joe Johnson	DT	Saints	2017	1	29	David Njoku	TE	Browns	
1967	13	322	Lamar Wright	G	Lions	14	126	George Hills	G	Packers	3	65	Ray Buchanan	CB	Colts	4	113	Rayshawn Jenkins	S	Chargers		
15	374	Sam Burke	DB	Lions	16	146	Dean Gans	T	Packers	6	149	Deral Boykin	S	Raiders	5	152	Corn Elder	CB	Panthers			
1966	12	176	Craig Baynham	RB	Cowboys	27	256	Ed Holtsinger	B	Packers	1992	12	311	Klaus Wilmsmeyer	P	Bucs	5	180	Danny isidora	G	Vikings	
17	255	Jim Breeiland	C	49ers	27	258	Chuck Murdock	E	Lions	1991	1	25	Ted Washington	DT	49ers	6	196	Al-Quadin Muhammad	DE	Saints		
18	264	Bill Moorer	C	Eagles	27	259	Roland Phillips	T	Redskins	2	34	Browning Nagle	QB	Jets	6	215	Brad Kaaya	QB	Lions			
1965	2	22	Gerry Bussell	RB	Browns	30	289	William (Tex) Ritter	B	Redskins	11	292	Jerry Crafts	OL	Colts	7	219	Stacy Coley	WR	Vikings		
2	26	Dave Simmons	LB	Cardinals	1945	1	4	Eddie Prokop	B	Yanks	11	298	Mike Flores	DE	Eagles	7	229	Adrian Colbert	DB	49ers		
9	126	Tom Bleick	B	Colts	7	61	John Steber	G	Redskins	1990	2	42	Carwell Gardner	FB	Bills	7	240	Marquez Williams	FB	Jaguars		
17	231	Dave Austin	E	Eagles	1944	17	167	Jack Helms	T	Lions	1987	1	23	Bruce Armstrong	T	Patriots	2016	1	25	Artie Burns	CB	Steelers
1964	2	21	Billy Martin	E	Bears	17	172	Ed Ryckley	E	Bears	1986	2	34	Ernest Givins	WR	Oilers	4	124	Deon Bush	S	Bears	
4	50	Ted Davis	E	Colts	1943	26	243	Harvey Hardy	G	Dodgers	1985	6	167	Ron Davenport	RB	Dolphins	2015	1	9	Ereck Flowers	T	Giants
6	73	Billy Lothridge	QB	Cowboys	1940	20	188	F.W. (Buck) Murphy	B	Redskins	1984	4	98	Tom Andrews	T	Bears	1	29	Phillip Dorsett	WR	Colts	
20	279	Bill Curry	C	Packers	1938	5	38	Marion Konemann	B	Giants	5	119	Dean May	QB	Dolphins	2	48	Denzel Perryman	LB	Chargers		
1963	1	10	Rufus Guthrie	G	Rams	8	70	Fletcher Sims	B	Bears	1983	8	221	Mark Clayton	WR	Dolphins	3	68	Clive Walford	TE	Raiders	
5	57	Joe Auer	RB	Rams	1937	10	92	Middleton Fitzsimmons	G	Cardinals	10	260	Richard Tharpe	OL	Bills	3	77	Duke Johnson	RB	Browns		
9	122	Dave Watson	LB	Colts						1982	12	314	Donnie Craft	RB	Packers	4	128	Jon Feliciano	G	Raiders		
12	162	Bob Caldwell	C	Redskins						1981	7	187	Eddie Johnson	LB	Browns	6	212	Anthony Chickillo	DE	Steelers		
14	190	Tom Winingder	B	Redskins						1980	1	19	Otis Wilson	LB	Bears	2014	3	93	Brandon Linder	G	Jaguars	
18	241	Larry Stallings	T	Cardinals						11	283	Ricky Skiles	LB	Packers	6	191	Pat O'Donnell	P	Bears			
1962	17	227	Dave Steadman	T	Rams	2023	3	82	YaYa Diaby	DE	Buccaneers	1979	6	167	Dwayne Woodruff	S	Steelers	7	237	Seantrel Henderson	T	Bills
19	264	Harold Ericksen	G	Eagles	5	136	Yasie Abdullah	LB	Jaguars	10	250	Nathan Poole	RB	Bengals	2013	5	149	Brandon McGee	S	Rams		
1961	2	0	Billy Shaw	G	Bills	6	180	Keir'Trel Clark	CB	Cardinals	1978	11	293	Calvin Prince	RB	Bengals	6	189	Mike James	RB	Bucs	
2	27	Ed Nutting	T	Browns	2021	2	57	Tutu Atwell	WR	Rams	1976	15	418	Wilbur Summers	P	Broncos	2012	3	72	Olivier Vernon	DE	Dolphins
6	71	Jerry Burch	E	Vikings	4	109	Dez Fitzpatrick	WR	Titans	1975	13	332	A.J. Jacobs	DB	Rams	3	86	Sean Spence	LB	Steelers		
9	120	Chick Granning	RB	Cardinals	2020	1	11	Mekhi Becton	OL	Jets	15	390	Marty Smith	DT	Steelers	4	97	Lamar Miller	RB	Dolphins		
14	184	Billy Shaw	T	Cowboys	2018	1	18	Jaire Alexander	CB	Packers	1973	4	88	Tom Jackson	LB	Broncos	4	100	Travis Benjamin	WR	Browns	
20	270	Al Lederle	E	Rams	1	32	Lamar Jackson	QB	Ravens	14	351	John Madeya	QB	Falcons	6	198	Tommy Streeter	WR	Ravens			
1960	2	20	Maxie Baughan	LB	Eagles	3	74	Geron Christian	T	Redskins	16	388	Howard Stephens	RB	Saints	6	200	Brandon Washington	G	Eagles		
6	67	Emmett Wilson	T	Eagles	6	205	Trevon Young	DE	Rams	1972	6	154	Amos Martin	DE	Vikings	2011	2	46	Orlando Franklin	T	Broncos	
7	80	Taz Anderson	RB	Browns	2017	6	213	Colin Halba	LS	Steelers	1971	4	91	Larry Ball	TE	Dolphins	2	60	Brandon Harris	CB	Texans	
1959	11	122	Floyd Faucette	B	Cardinals	7	233	Josh Harvey-Clemons	S	Redskins	12	305	Horace Jones	DT	Raiders	3	79	Leonard Hankerson	WR	Redskins		
17	197	Jack Rudolph	E	Lions	2016	1	12	Sheldon Rankins	DE	Saints	1970	3	59	Les Bouggess	RB	Eagles	3	81	DeMarcus Van Dyke	S	Raiders	
18	206	Jim Benson	B	Eagles	2015	1	14	DeVante Parker	WR	Dolphins	7	172	Cleo Walker	KB	Packers	3	86	Allen Bailey	DE	Chiefs		
20	234	Toby Deese	T	49ers	3	72	Jamon Brown	T	Rams	17	431	Dave Sanks	OL	Chargers	4	109	Colin McCarthy	LB	Colts			
1958	3	28	Stan Flowers	B	Redskins	3	81	John Miller	G	Bills	1969	6	137	Wally Oyeler	QB	Falcons	6	181	Richard Gordon	TE	Raiders	
4	38	Urban Henry	T	Rams	3	82	Lorenzo Mauldin	OLB	Jets	1968	3	71	Ed Harmon	LB	Cowboys	6	192	Matt Boshier	P/PK	Falcons		
16	182	Arley Finley	T	Packers	4	104	James Sample	S	Jaguars	6	145	John Neidert	LB	Bengals	2010	3	95	Jimmy Graham	TE	Saints		
19	222	Don Stephenson	C	Redskins	6	177	Deiontrez Mount	OLB	Titans	10	247	Wayne Patrick	RB	Bengals	4	102	Darryl Sharpton	LB	Raiders			
30	353	Ted Smith	E	Redskins	6	189	Charles Gaines	CB	Browns	15	395	Clarence Spencer	TE	49ers	4	128	Jason Fox	T	Lions			
1957	4	41	Carl Vereen	T	Packers	6	193	B.J. DuBose	DE	Vikings	1967	2	39	Tom Holzer	T	49ers	7	235	Dedrick Epps	TE	Chargers	
6	66	George Volkert	B	Steelers	7	239	Gerod Holliman	S	Steelers	13	334	Bill Downs	T	Eagles	2009	6	176	Spencer Adkins	OLB	Falcons		
12	141	Wade Mitchell	QB	Redskins	7	256	Gerald Christian	TE	Cardinals	1966	4	60	Doug Buffone	LB	Bears	2008	1	31	Kenny Phillips	DB	Giants	
21	249	Sam Owen	B	Redskins	2014	1	18	Calvin Pryor	FS	Jets	17	252	Benny Russell	QB	Rams	2	50	Calaix Campbell	DE	Cardinals		
26	309	Paul Rotenberry	B	Redskins	1	26	Marcus Smith	DE	Eagles	1965	17	228	T. LaFramboise	QB	Bears	3	71	Tavares Gooden	LB	Ravens		
27	321	Ormand Anderson	T	Redskins	1	32	Teddy Bridgewater	QB	Vikings	1964	1	9	Ken Kortas	T	Cardinals	2007	1	24	Brandon Meriweather	FS	Patriots	
1956	20	234	Dickie Mattison	B	Cardinals	3	73	Preston Brown	ILB	Bills	19	258	Dick Schoot	T	Vikings	1	25	Jon Beason	OLB	Panthers		
25	299	Franklin Brooks	G	Redskins	2012	7	232	Greg Scruggs	DE	Seahawks	1962	14	196	Ernie Green	RB	Packers	1	31	Greg Olsen	TE	Bears	
1955	1	7	Larry Morris	C	Rams	2011	3	88	Johnny Patrick	CB	Saints	1961	16	213	Ron Petty	T	Redskins	4	120	Baraka Atkins	DE	Seahawks
8	91	Billy Teas	B	Rams	4	126	Bilal Powell	RB	Jets	18	244	John Finn	T	Bears	4	127	Kareem Brown	DT	Patriots			
14	160	John Lee	B	Colts	6	175	Byron Stringly	T	Titans	1960	19	222	Howard Turley	E	Steelers	2006	1	31	Kelly Jennings	DB	Seahawks	
21	246	Rees Phenix	T	Steelers	2009	1	28	Eric Wood	C	Bills	1959	26	306	Ed Young	E	Steelers	2	35	Rocky McIntosh	LB	Redskins	
1954	3	34	Henry Hair	E	Rams	5	170	George Bussey	T	Patriots	1958	1	11	Lenny Lyles	HB	Colts	2	44	Sinorice Moss	WR	Giants	
7	77	Glenn Turner	B	Colts	2008	2	56	Brian Brohm	QB	Packers	18	207	Mario Cheppo	E	Cardinals	2	57	Devin Hester	WR	Bears		
9	99	Dave Davis	E	Packers	3	84	Harry Douglas	WR	Falcons	1956	9	108	Maury Woodford	T	Rams	3	66	Eric Winston	T	Texans		
13	154	Sam Hensley	E	Rams	5	141	Gary Barnudge	TE	Panthers	1955	9	102	Johnny Unitas	QB	Colts	3	89	Rashad Butler	T	Panthers		
15	171	Ed Gossage	T	49ers	5	150	Breno Giacomini	T	Packers	1953	19	221	Jim Williams	B	Steelers	4	110	Leon Williams	LB	Browns		
16	190	Roger Frey	T	Rams	7	246	Mario Urrutia	WR	Bengals	1952	28	329	Johnny Brewer	B	Eagles	4	133	Orien Harris	DT	Steelers		
19	226	Frank Givens	T	Rams	2007	1	10	Amobi Okoye	DT	Texans	1950	18	234	Joe Travue	B	Browns	5	154	Marcus Maxey	DB	Chiefs	
23	269	Leon Hardeman	B	Colts	4	100	Michael Bush	RB	Raiders	1949	13	130	Bob Todd	T	Cardinals	2005	1	8	Antrel Rolle	CB	Cardinals	
25	293	Pepper Rodgers	B	Colts	5	148	Kolby Smith	RB	Chiefs	1942	14	121	Clure Mosher	C	Steelers	2	55	Roscoe Parrish	WR	Bills		
27	317	Bill Sennett	E	Colts	5	170	Williams Gay	CB	Steelers						3	65	Frank Gore	RB	49ers			
1953	2	21	George Morris	C	49ers	2006	3	75	Jason Spitz	G	Packers				3	86	Kevin Everett	TE	Bills			
4	39	Gerdes (Buck) Martin	E	Cardinals	4	121	Elvis Dumervil	DE	Broncos						6	200	Chris Myers	G	Broncos			
5	57	Hal Miller	T	49ers	5	142	Brandon Johnson	LB	Cardinals						2004	1	5	Sean Taylor	DE	Redskins		
10	118	Pete Brown	G	49ers	6	182	Montavious Stanley	DT	Cowboys						1	6	Kellen Winslow	TE	Browns			
13	146	Bobby Morehead	B	Colts	2005	2	54	Eric Shelton	RB	Panthers					1	12	Jonathan Vilma	LB	Jets			
23	272	Jeff Knox	E	Eagles	4	121	Stefan LeFors	QB	Panthers													

Year	Pick	Name	Pos.	Team
1	15	Jerome McDougle	DE	Eagles
1	23	Willis McGahee	RB	Bills
1	25	William Joseph	DT	Giants
3	89	Andrew Williams	DE	49ers
4	131	Jamaal Green	DE	Eagles
5	150	Matthew Walters	DE	Jets
7	241	Ken Dorsey	QB	49ers
2002	1	7 Bryant McKinnie	T	Vikings
1	14	Jeremy Shockey	TE	Giants
1	17	Phillip Buchanon	DB	Raiders
1	24	Edward Reed	DB	Ravens
1	27	Mike Rumph	DB	49ers
2	51	Clinton Portis	RB	Broncos
4	116	Martin Bibla	G	Falcons
4	135	Najeh Davenport	RB	Packers
6	183	James Lewis	DB	Colts
7	226	Daryl Jones	WR	Giants
7	227	Joaquin Gonzalez	T	Browns
2001	1	11 Dan Morgan	LB	Panthers
1	12	Damione Lewis	DT	Rams
1	16	Santana Moss	WR	Jets
1	30	Reggie Wayne	WR	Colts
3	65	James Jackson	RB	Browns
6	200	Leonard Myers	DB	Patriots
7	245	Andre King	WR	Browns
2000	1	14 Bubba Franks	TE	Packers
2	56	Michael Boireau	DE	Vikings
3	90	Nate Webster	LB	Buccaneers
5	148	Richard Mercier	G	Ravens
7	227	Mondriell Fulcher	RB	Raiders
1999	1	4 Edgerrin James	RB	Colts
5	135	Nick Williams	RB	Bengals
7	245	Scott Covington	QB	Bengals
1998	1	10 Duane Starks	DB	Ravens
3	74	Jammi German	WR	Falcons
1997	1	15 Yatil Green	WR	Dolphins
1	17	Kenard Lang	DE	Redskins
1	18	Kenny Holmes	DE	Oilers
4	111	Tremain Mack	DB	Bengals
5	133	Marcus Wimblerly	DB	Falcons
5	148	Twan Russell	LB	Redskins
6	192	Tony Gaiter	WR	Patriots
7	211	Carlos Jones	DB	Seahawks
1996	1	26 Ray Lewis	LB	Ravens
6	175	Derrick Harris	RB	Rams
1995	1	12 Warren Sapp	DT	Buccaneers
2	52	Patrick Riley	DT	Bears
3	78	Chris T. Jones	WR	Eagles
4	103	Larry Jones	RB	Redskins
5	157	James Stewart	RB	Vikings
7	211	C.J. Richardson	DB	Oilers
7	231	A.C. Tellyson	WR	Browns
1994	2	58 Donnell Bennett	RB	Chiefs
5	150	Darren Krein	DE	Chargers
1993	2	33 Ryan McNeil	DB	Lions
2	46	Kevin Williams	WR	Cowboys
2	47	Michael Barrow	LB	Oilers
2	54	Darrin Smith	LB	Cowboys
3	60	Lamar Thomas	WR	Buccaneers
4	104	Horace Copeland	WR	Buccaneers
6	157	Carlos Etheredde	TE	Colts
7	192	Gino Torretta	QB	Vikings
8	207	Jessie Armstead	LB	Giants
1992	1	11 Leon Searcy	T	Steelers
1	28	Darryl Williams	DB	Bengals
4	86	Craig Erickson	QB	Buccaneers
10	263	Anthony Hamlet	DE	Seahawks
12	312	Kelvin Harris	C	Rams
12	315	Carlos Huerta	K	Chargers
1991	1	1 Russell Maryland	DT	Cowboys
1	23	Randal Hill	WR	Dolphins
2	40	Shane Curry	DE	Colts
2	42	Wesley Carroll	WR	Saints
4	107	Robert Bailey	DB	Rams
5	131	Craig Erickson	QB	Eagles
6	153	Mike Sullivan	G	Cowboys
8	220	Roland Smith	DB	Dolphins
10	251	Randy Bethel	TE	Patriots
10	278	Luis Cristobal	G	Giants
12	325	Alex Johnson	WR	Oilers
1990	1	3 Cortez Kennedy	DT	Seahawks
3	64	Jimmie Jones	DT	Cowboys
3	65	Bernard Clark	LB	Bengals
3	72	Willis Peguese	DE	Oilers
3	79	Greg Mark	DE	Giants
5	126	Richard Newbill	LB	Oilers
9	223	Dale Dawkins	WR	Jets
10	256	Kenn Berry	DB	Chargers
12	315	Bobby Harden	DB	Dolphins
1989	1	21 Bill Hawkins	DE	Rams
1	26	Cleveland Gary	RB	Rams
3	77	Bubba McDowell	DB	Oilers
7	180	Melvin Bratton	RB	Broncos
10	252	Rod Carter	LB	Cowboys
11	280	Randy Shannon	LB	Cowboys
1988	1	3 Bennie Blades	DB	Lions
1	11	Michael Irvin	WR	Cowboys
2	33	Daniel Stubbs	DE	49ers
2	49	Brian Blades	WR	Seahawks
2	52	Brett Perriman	WR	Saints
3	64	Matt Patchan	T	Eagles
5	124	Darrell Fullington	DB	Vikings
6	153	Melvin Bratton	RB	Dolphins
6	155	Warren Williams	RB	Steelers
8	197	Alfredo Roberts	TE	Chiefs
10	269	Dervin Jones	DE	Seahawks
12	331	Georga Mira Jr.	LB	49ers
1987	1	1 Vinny Testaverde	QB	Buccaneers
1	3	Alonzo Highsmith	RB	Oilers
1	9	Jerome Brown	DT	Eagles
2	32	Gregg Kacoczky	C	Browns
5	50	Winston Moss	LB	Buccaneers
5	140	Paul O'Connor	G	Giants
11	297	Darryl Oliver	RB	Seahawks
1986	4	102 Kevin Fagan	DT	49ers
5	115	Reggie Sulton	DB	Saints
10	265	Willie Smith	TE	Browns
12	321	John McVeigh	LB	Seahawks
1985	1	13 Eddie Brown	WR	Bengals
4	88	Willie Broughton	DE	Colts
7	183	Dave Heffernan	G	Chiefs
7	194	Dallas Cameron	DT	Broncos
8	206	Joe Kohlbrand	LB	Saints
1984	2	39 Glenn Dennison	TE	Jets
2	53	Jay Brophy	LB	Dolphins
3	77	Rodney Bellinger	DB	Bills
3	82	Speedy Neal	RB	Bills
8	198	Fred Robinson	DE	Buccaneers
10	279	Keith Griffin	RB	Redskins
11	308	Lawrence Thompson	WR	Vikings
1983	1	14 Jim Kelly	QB	Bills
2	31	Mark Cooper	T	Broncos
4	100	Mark Rush	RB	Vikings
5	131	Tony Chickillo	DT	Buccaneers
7	176	Rocky Belk	WR	Browns
8	214	Ronnie Lippett	DB	Patriots
11	283	Don Bailey	C	Broncos
1982	1	27 Lester Williams	DT	Patriots
5	112	Fred Marion	DB	Patriots
5	120	Bob Nelson	DT	Dolphins
9	228	David Jefferson	LB	Seahawks
10	268	Larry Brodsky	WR	Chiefs
11	281	Dan Miller	K	Redskins
12	310	Scott Nicolas	LB	Browns
12	331	Mike Rodrigue	WR	Dolphins
1981	4	101 John Swain	DB	Vikings
10	263	Jim Joiner	WR	Cardinals
11	290	Pat Walker	WR	Broncos
1980	12	326 Gene Coleman	DB	Buccaneers
1979	1	8 Ottis Anderson	RB	Cardinals
1	17	Don Smith	DE	Falcons
7	172	Steve Alvers	TE	Giants
11	284	Ken Johnson	RB	Giants
1978	1	27 Don Latimer	DT	Broncos
2	48	John Turner	DB	Vikings
8	196	John McGriff	LB	Buccaneers
9	224	Larry Brock	T	Chiefs
10	269	Bryan Ferguson	DB	Patriots
11	301	George Halas	LB	Seahawks
1977	1	3 Eddie Edwards	DE	Bengals
8	217	Phil August	WR	Steelers
10	266	Dennis Breckner	DE	Bears
1976	5	145 Steadman Scavella	LB	Lions
5	153	Ernie Jones	DB	Seahawks
5	156	Larry Bates	RB	Seahawks
6	159	Gary Dunn	DT	Steelers
16	451	Steve Ludwig	C	Colts
16	455	George Demopoulos	C	Bengals
1975	1	11 Dennis Harrah	T	Rams
3	65	Woody Thompson	RB	Falcons
5	118	Joe Wysock	G	Jets
5	121	Rubin Carter	DT	Broncos
7	167	Bill Capraun	T	Eagles
15	368	Steve Marcantonio	WR	Bears
16	395	Witt Beckman	WR	Bears
1973	1	12 Chuck Foreman	RB	Vikings
1	13	Burgess Owens	DE	Jets
2	35	Mike Barnes	DB	Colts
7	182	Tom Smith	RB	Dolphins
8	197	Al Palevick	LB	Chiefs
1972	15	378 Tom Sullivan	RB	Eagles
17	421	Kelly Cochrane	QB	Oilers
1971	9	228 Joe Schmidt	WR	Rams
16	412	Tom Stawarz	DB	Raiders
1970	4	102 Tony Cline	LB	Raiders
8	188	Bill Trout	DT	Bengals
10	256	Vince Opalsky	RB	Rams
1969	2	33 Ted Hendricks	LB	Colts
1968	2	34 Bob Tatareck	DT	Bills
2	54	Jim Cox	WR	Dolphins
7	166	Steve Smith	TE	Bengals
8	198	Hank Urbanowicz	DT	Vikings
8	205	Jerry Daanen	WR	Cardinals
10	253	Joe Mirto	T	Dolphins
15	388	Ken Corbin	LB	Dolphins
15	401	Bill Chambliss	G	Chiefs
15	408	Joe Mira	WR	Bengals
1967	1	24 Eugene Trosch	DT	Chiefs
6	140	Mike Haggerty	T	Steelers
10	241	Tom Beier	DB	Dolphins
16	418	Fred Cassidy	RB	Packers
17	430	Bob Biletnikoff	QB	Jets
1965	3	37 Fred Brown	E	Rams
12	162	Bob Werl	E	Rams
1964	2	15 George Mira	QB	49ers
5	70	Dan Conners	T	Bears
1963	5	60 Roland Benson	T	Rams
8	100	Jim O'Mahoney	LB	Vikings
10	139	Nick Ryder	B	Lions
15	206	Bob Dentel	C	Bears
15	208	Jim Simon	E	Lions
17	234	John Sisk	B	Bears
20	270	Ben Rizzo	B	Eagles
1962	3	30 Bill Miller	E	Vikings
8	106	Jim Vollenweider	B	49ers
12	161	Bill Watts	T	Bears
13	174	Bill Diamond	G	Cardinals
1961	5	68 Jack Novak	G	Packers
6	73	John O'Day	T	Redskins
15	201	Chuck Linning	T	Bears
15	208	Ray Lardani	T	Packers
1960	1	0 Jim Otto	C	Raiders
1958	4	46 John Varone	B	49ers
1957	1	9 Don Bosseler	B	Redskins
4	49	Jack Johnson	B	Bears
9	102	Charley Hutchings	T	Steelers
19	221	Phil Bennett	E	Steelers
1956	1	8 Jack Losch	B	Packers
9	107	Francis (Whitey) Rouverie	B	Redskins
10	118	Bob Nolan	E	Steelers
11	128	Mike Hudock	C	Packers
1955	4	39 Gordon Malloy	B	Lions
7	75	Frank McDonald	E	Colts
11	222	Tom Pepsini	E	Cardinals
1954	21	147 Dan Tassotti	T	Steelers
1953	15	172 Nick Chickillo	G	Cardinals
24	282	Bob Schneidenbach	B	Steelers
1952	1	8 Jim Dooley	B	Bears
30	352	Will Stolk	B	Cardinals
1951	4	49 Tom Jelley	E	Bears
5	54	Al Carapella	T	49ers
13	152	Pete Mastellone	C	Eagles
18	218	Frank Smith	B	Giants
29	341	Ralph Fielier	E	Packers
1949	11	102 Ernie Settembre	T	Lions
1947	7	51 Tony Yovicin	E	Eagles
8	56	Harvey James	C	Lions
9	72	Bob McDougal	B	Packers
1946	23	212 Bill Levitt	C	Yanks
1945	3	18 Walt Watt	B	Cardinals
1944	18	183 Howdy Plasman	B	Bears
28	289	Pat Petroski	G	Steelers
1942	8	68 Tom Kearns	T	Giants
15	140	Joe Krutulis	E	Bears
1941	17	153 Terry Fox	B	Steelers
1940	13	113 John Noppenberg	B	Steelers
22	197	Walt Kicheski	E	Bears
1938	6	50 Bob Masterson	E	Bears

NORTH CAROLINA

Year	Pick	Name	Pos.	Team
2023	3	79 Josh Downs	WR	Colts
5	169	Asim Richards	OT	Cowboys
7	219	Antoine Green	WR	Lions
7	227	Raymond Hohasek	DT	Jaguars
2022	3	67 Joshua Ezedu	OL	Giants
5	144	Sam Howell	QB	Commanders
5	169	Ty Chandler	RB	Vikings
5	173	Marcus McKethan	OL	Giants
2021	2	35 Javonte Williams	RB	Broncos
3	78	Chazz Surratt	LB	Vikings
3	82	Dyami Brown	WR	Washington
4	107	Michael Carter	RB	Jets
6	221	Dazz Newsome	WR	Bears
2020	4	126 Charlie Heck	OL	Texans
5	154	Jason Strowbridge	DE	Miami
2019	5	173 Cole Holcomb	OLB	Redskins
2018	2	53 M.J. Stewart	CB	Bucs
7	234	Andre Smith	LB	Panthers
7	255	Austin Proehl	WR	Bills
2017	1	2 Mitch Trubisky	QB	Bears
3	102	Nazair Jones	DT	Seahawks
4	118	Mack Hollins	WR	Eagles
4	133	Ryan Switzer	WR-PR	Cowboys
5	179	T.J. Logan	RB	Cardinals
7	242	Elijah Hood	RB	Raiders
2014	1	10 Eric Ebron	TE	Lions
3	84	Kareem Martin	DE	Cardinals
4	111	Russ Bodine	C	Bengals
4	128	Tre Boston	S	Panthers
7	225	Jabari Price	CB	Vikings
2013	1	7 Jonathan Cooper	G	Cardinals
1	28	Sylvester Williams	DT	Broncos
2	37	Giovani Bernard	RB	Bengals
3	89	Brennan Williams	T	Texans
7	214	Travis Bond	G	Steelers
2012	1	16 Quinton Coples	DE	Jets
2	52	Zach Brown	LB	Titans
2011	1	14 Robert Quinn	DE	Rams
2	40	Bruce Carter	LB	Cowboys
2	52	Marvin Austin	DT	Giants
2	59	Greg Little	WR	Browns
4	100	Da'		

NFL DRAFT ALL-TIME RESULTS



4	110	Kivuusama Mays	LB	Vikings	6	131	Dan Medlin	DT	Raiders	2021	3	72	Alim McNeil	DT	Lions	5	115	Nelson Jones	DB	Chargers			
5	128	Robert Williams	DB	Chiefs	10	248	John Bunting	LB	Eagles	2020	5	175	Larrell Murchison	DL	Titans	1986	3	69	Joe Minichik	T	Lions		
5	131	Jonathan Linton	RB	Bills	1971	1	22	Don McCauley	RB	Colts	7	229	James Smith-Williams	LB	Redskins	7	188	Raymond Phillips	LB	Broncos			
1997	2	Rick Terry	DT	Jets	12	300	Felix Blanchard	TE	Browns	2019	1	18	Garrett Bradbury	C	Vikings	12	315	Reggie Singletary	DE	Eagles			
2	45	Freddie Jones	TE	Chargers	1969	4	79	Mike Richey	T	Bills	3	72	Germaine Pratt	OLB	Bengals	12	329	Rickey Isom	RB	Dolphins			
3	79	James Hamilton	LB	Jaguars	1968	15	404	Jeff Beaver	QB	Colts	4	104	Ryan Finley	QB	Bengals	1985	5	118	Joe McIntosh	RB	Lions		
4	104	Leon Johnson	RB	Jets	1967	6	159	Bo Wood	LB	Saints	6	206	Kelvin Harmon	WR	Redskins	5	133	Frank Bush	LB	Oilers			
5	144	Andre Purvis	DT	Bengals	1967	17	432	Dan Talbott	QB	49ers	2018	1	5	Bradley Chubb	DE	Broncos	1983	6	164	Eric Williams	DB	Steelers	
1996	1	Marcus Jones	DT	Buccaneers	1965	1	2	Ken Willard	RB	49ers	3	69	B.J. Hill	DT	Giants	7	178	Perry Williams	DB	Giants			
5	148	Sean Boyd	DB	Vikings	18	245	Chris Hanburger	LB	Redskins	3	84	Justin Jones	DT	Chargers	1982	1	20	Mike Quick	WR	Eagles			
1995	3	William Henderson	RB	Packers	1964	6	75	Bob Lacey	E	Vikings	4	104	Nyheim Hines	RB	Colts	3	77	Robert Abraham	LB	Oilers			
3	88	Jimmy Hitchcock	DB	Patriots	16	219	Ed Kesler	RB	Steelers	4	128	Kentavious Street	DE	49ers	8	221	Dwight Sullivan	RB	Cowboys				
4	118	Mike Morton	LB	Raiders	1961	2	15	Rip Hawkins	LB	Vikings	4	129	Will Richardson	T	Jaguars	10	277	Todd Eckerson	T	Cowboys			
6	178	Eddie Mason	LB	Jets	11	146	Henry Clement	B	Steelers	5	165	Jaylani Samuel	RB	Steelers	1981	6	149	Brubba Green	DT	Colts			
7	236	Oscar Sturgis	DE	Cowboys	14	190	Bob Elliot	RB	Cardinals	2017	2	61	Josh Jones	S	Packers	8	212	Lin Dawson	TE	Patriots			
1994	2	Bucky Brooks	WR	Bills	1960	4	45	Jack Cummings	QB	Eagles	7	245	Jack Tocho	CB	Vikings	1980	1	16	Jim Ritcher	C	Bills		
4	120	Austin Robbins	DT	Raiders	5	52	Don Stallings	T	Redskins	7	252	Matt Dayes	RB	Browns	6	140	Chris Dietrich	T	Lions				
4	127	Bracey Walker	DB	Chiefs	12	138	Earl Butler	T	Steelers	2016	3	78	Joe Thuney	T	Patriots	10	250	Woodrow Wilson	DB	Steelers			
4	130	Sean Crocker	DB	Bills	12	142	Jim Williams	G	49ers	3	91	Jacoby Brissett	QB	Patriots	11	298	Lee Jukes	WR	Eagles				
1993	1	28	Thomas Smith	DB	Bills	1959	3	30	Ron Koes	C	Lions	4	118	Justin Burris	CB	Jets	12	325	Chuck Stone	G	Dolphins		
2	41	Natrone Means	RB	Chargers	10	111	Emil DeCantis	B	Cardinals	2014	4	129	Dontae Johnson	CB	49ers	1979	1	16	Ted Brown	RB	Vikings		
3	69	Rondell Jones	DB	Broncos	10	117	Alan Goldstein	E	Rams	2013	2	51	David Amerson	CB	Redskins	12	310	Tim Gillespie	G	Giants			
5	123	Tommy Thigpen	LB	Giants	15	170	John Schroeder	E	Cardinals	3	73	Mike Glennon	QB	Bucs	1978	2	39	Johnny Evans	P	Browns			
1992	3	76	Brian Bollinger	G	49ers	16	188	Don Redding	T	Bears	5	136	Earl Wolff	SS	Eagles	6	162	Elijah Marshall	WR	Buccaneers			
4	97	Dwight Hollier	LB	Dolphins	21	251	Fred Swearingen	G	Giants	2012	3	69	T.J. Graham	WR	Bills	9	226	Richard Carter	DB	Saints			
4	98	Roy Barker	DT	Vikings	30	351	Rabe Walton	B	Cardinals	5	163	Terrell Manning	LB	Packers	1976	12	326	Don Buckley	WR	Jets			
7	174	Deems May	TE	Chargers	1958	8	90	Buddy Payne	E	Redskins	7	210	Audie Cole	LB	Vikings	12	327	Dave Buckley	QB	Jets			
8	202	Eric Blount	WR	Cardinals	8	97	Phil Blazer	T	Lions	7	225	J.R. Sweezy	DE	Seahawks	1975	4	97	Stan Fritts	RB	Bengals			
10	257	Andrew Oberg	T	Packers	10	120	Leo Russavage	T	Browns	7	239	Markus Kuhn	DT	Giants	10	253	Roland Hooks	RB	Bills				
1991	3	79	Kevin Donnalley	T	Oilers	1957	3	33	Eddie Sutton	B	Redskins	2011	3	67	Nate Irving	LB	Broncos	14	351	Frank Haywood	DT	Bengals	
1990	4	95	Torin Dorn	DB	Raiders	12	136	Don Klochak	B	Rams	2010	6	205	Ted Larsen	OL	Patriots	1974	1	22	Charley Young	RB	Cowboys	
9	244	Cecil Gray	DT	Eagles	20	233	Jack Stillwell	E	Browns	7	213	Willie Young	DE	Lions	6	139	Willie Burden	RB	Lions				
1989	3	69	Darrell Hamilton	T	Broncos	1956	8	91	Bill Koman	G	Colts	2009	4	122	Anthony Hill	TE	Texans	6	150	Rick Druschel	G	Steelers	
10	268	Derrick Fenner	RB	Seahawks	11	123	Stew Pelt	T	49ers	4	129	Andrew Brown	RB	Giants	7	165	Allen Sitterle	T	Steelers				
12	319	Antonio Gross	LB	49ers	11	126	Kenny Keller	B	Eagles	2008	3	82	Dajuan Morgan	S	Chiefs	1973	15	378	Mahlon Williams	TE	Jets		
1988	4	87	Tim Goad	DT	Patriots	1955	11	124	Larry Parker	B	Redskins	2007	3	82	DeMarcus Tyler	DT	Chiefs	1971	13	323	Ed Nicholas	T	Bears
9	225	Reuben David	DT	Buccaneers	1954	12	142	Jack Maultsby	T	Rams	4	105	A. J. Davis	CB	Lions	1970	2	32	Ron Carpenter	DT	Bengals		
9	235	Carlton Bailey	LB	Bills	27	320	Ken Yarborough	E	Redskins	4	115	Leroy Harris	C	Titans	1969	10	252	Gerald Warren	K	Cardinals			
1987	1	22	Harris Barton	T	49ers	1953	6	70	Tom Higgins	T	Cardinals	2006	1	1	Mario Williams	DE	Texans	11	261	Bobby Hall	RB	Bills	
1986	8	199	Larry Griffin	DB	Oilers	16	189	Bud Wallace	B	Eagles	1	22	Manny Lawson	LB	49ers	16	411	Henry Hipps	LB	Rams			
9	223	Tommy Barnhardt	P	Buccaneers	1951	7	82	Irv Holdash	C	Browns	1	26	John McCargo	DT	Bills	1968	1	6	Dennis Byrd	DT	Patriots		
10	272	Carl Carr	LB	Jets	29	346	Roscoe Hansen	T	Eagles	4	116	Stephen Tulloch	LB	Titans	13	345	Fred Combs	DB	Chargers				
11	303	Arnold Franklin	TE	Dolphins	2	16	Art Weiner	E	Bulldogs	6	192	Marcus Hudson	DB	49ers	15	385	Art McMahon	DB	Patriots				
1985	1	15	Ethan Horton	RB	Chiefs	16	201	Charlie Justice	B	Redskins	6	202	T.J. Williams	TE	Buccaneers	1967	12	293	Bill Gentry	LB	Falcons		
3	73	Brian Johnston	C	Giants	18	230	Kenneth Powell	E	Steelers	2005	3	91	Chris Colmer	OT	Buccaneers	12	312	Harold Deters	K	Cowboys			
4	93	Greg Naron	G	Eagles	1949	3	28	Len Szafaryn	T	Redskins	5	161	Andre Maddox	SS	Jets	16	417	Charles Noggle	RB	Chiefs			
9	228	Micah Moon	LB	Falcons	8	73	Mike Rubish	E	Yanks	6	194	Pat Thomas	OLB	Jaguars	17	421	Gary Rowe	RB	Giants				
1984	1	28	Brian Blados	T	Bengals	8	78	Bob Kennedy	B	Redskins	2004	1	4	Philip Rivers	QB	Giants	1966	7	105	Dave Ellis	DE	Colts	
3	69	Tyrone Williams	RB	Saints	19	189	Bob Mitten	G	Bears	3	84	Sean Locklear	G	Seahawks	19	285	Tony Golmont	DB	Cardinals				
7	195	Mark Smith	WR	Redskins	20	192	Joe Romano	T	Lions	4	108	Jerricho Cotchery	WR	Jets	1965	12	166	Glen Sasser	E	Cardinals			
10	262	Aaron Jackson	LB	Bengals	23	230	Bob Cox	E	Cardinals	2003	5	137	Terrence Holt	DB	Lions	1962	1	1	Roman Gabriel	QB	Raiders		
1983	2	36	Mike Wilcher	LB	Rams	25	249	Stan Marczyk	T	Bears	7	215	Scott Koolistra	T	Bengals	1	2	Roman Gabriel	QB	Rams			
2	48	Dave Dreschler	G	Packers	1948	3	23	Bill Smith	T	Cardinals	2002	2	49	LeVar Fisher	LB	Cardinals	11	143	Bert Wilder	T	Rams		
7	196	Kelvin Bryant	RB	Redskins	8	65	Jim Camp	B	Cardinals	4	105	Brian Williams	DB	Vikings	1961	3	33	Claude (Hoot) Gibson	B	Bears			
1982	2	46	Calvin Daniels	LB	Chiefs	1947	10	79	Ernie Williamson	T	Redskins	2001	1	9	Koren Robinson	WR	Seahawks	12	161	Dick Reynolds	T	Colts	
6	156	Darrell Nicholson	LB	Giants	12	98	Jack Fitch	B	Steelers	2000	3	64	Lloyd Harrison	DB	Redskins	18	252	Nick Maravich	T	Eagles			
8	211	Bill Jackson	DB	Browns	18	165	Walt Pupa	B	Bears	6	179	Tony Scott	DB	Jets	1960	18	208	John Lawrence	G	Redskins			
1981	1	2	Lawrence Taylor	LB	Giants	28	262	Jerrrell Baxter	T	Packers	1999	1	6	Torry Holt	WR	Rams	1959	10	118	Bob Pepe	E	Giants	
1	18	Donnell Thompson	DT	Colts	32	300	Don Clayton	B	Giants	4	104	Jason Perry	DB	Chargers	1959	12	143	Frank Palandrani	T	Browns			
3	73	Rick Donnalley	C	Steelers	1946	3	20	Hosea Rodgers	B	Giants	1998	4	123	Carlos King	RB	Steelers	20	240	Paul Balonick	C	Colts		
4	103	Amos Lawrence	RB	Chargers	16	144	Ted Hazelwood	T	Bears	7	192	Alvis Whitted	WR	Jaguars	1958	3	27	Dick Christy	B	Packers			
6	157	Ron Wooten	G	Patriots	28	264	Howard Weldon	G	Bears	1997	6	175	Rod Brown	RB	Cardinals	11	126	Darrell Dess	T	Redskins			
6	164	Harry Standback	DT	Falcons	30	285	Bill Voris	B	Giants	1995	3	96	Damien Covington	LB	Bills	23	271	Ken Trowbridge	B	Steelers			
2	36	Buddy Curry	LB	Falcons	1945	15	146	Chan Highsmith	C	Yanks	5	148	William Strong	DB	Saints	1957	20	235	John Szeuhan	T	Steelers		
5	121	Doug Paschal	RB	Vikings	18	177	Ralph Strayhorn	G	Cardinals	6	198	Carl Reeves	DE	Bears	1956	17	205	Eddie West	QB	Browns			
11	297	Phil Farris	WR	Broncos	1944	18	181	Hugh Cox	B	Packers	6	203	Eddie Goines	WR	Seahawks	1954	20	240	Hugh Pierce	C	Browns		
1979	5	121	Bob Hukill	G	Cowboys	26	269	Ray Jordan	B	Packers	1994	1	18	DeWayne Washington	DB	Vikings	1953	11	123	Alex Webster	B	Redskins	
6	153	Dave Simmons	LB	Packers	1943	21	196	Fred Marshall	G	Giants	3	95	Gary Downs	RB	Giants	1952	4	39	Elmer Costa	G	Browns		
6	160	Mike Salzano	G	Cowboys	1942	18	164	Carl Suntheimer	C	Cardinals	3	102	George Hegamin	T	Cowboys	14	160	Tom Tofaute	C	Cardinals			
2	32	Dee Hardison	DE	Bills	1941	10	88	Jim (Sweet) Lalanne	B	Bears	3	77	Mike Reid	DB	Eagles	22	259	Jim O'Rourke	B	Redskins			
8	199	Brooks Williams	TE	Saints	12	102	Paul Severin	E	Steelers	5	139	Sebastian Savage	DB	Bills	1950	22	284	Jim Byler	G	Bears			
8	202	Walker Lee	WR	Redskins	16	143	Gates Kimball	T	Cardinals	7	191	David Merritt	LB	Dolphins	1948	20	180	Jim Rees	T	Rams			
1977	3	76	Mike Voight	RB	Bengals	1940	2	11	George (Stuffy) Stimweiss	B	Cardinals	1992	4	89	Mark Thomas	DE	49ers	27	252	Bill Stanton	E	Eagles	
3	209	Mark Griffin	T	Lions	19	178	Charley Slagle	B	Redskins	4	94	Charles Davenport	WR	Steelers	1947	7	50	Howard Turner	B	Cardinals			
9	248	Mark Cantrell	C	Cowboys	19	178	Charley Slagle	B	Redskins	5	134	Todd Harrison	TE	Bears	10	78	Paul Gibson	E	Steelers				
10	269	Tom Burkett	T	Browns	1939	5	37	Steve Maronic	T	Lions	12	330	Scott Adell	T	Saints	22	200	George Blomquist	E	Eagles			
9	248	Mark Cantrell	C	Cowboys	12	104	Jack Kraynick	B	Eagles	1991	2	32	Mike Jones	DE	Cardinals	1944	7	65	Mike Andrews	E	Eagles		
10	269	Tom Burkett	T	Browns	14	130	George Watson	B	Giants	2	48	Jesse Campbell	DB	Eagles	19	197	Art Faircloth	B	Yanks				
1976	8	224	James Betterson	RB	Broncos	1938	5	36	Andy Bershak	E	Lions	4	105	Joe Johnson	DB	Bears	30	308	Lloyd Ott	C	Cardinals		
1975	1	3	Ken Huff	G	Colts	8	64</																

PITT					SYRACUSE						
Year	Rd.	No.	Name	Pos.	Team	Year	Rd.	No.	Name	Pos.	Team
2023	1	19	Calijah Kancey	DT	Buccaneers	2023	2	38	Matthew Bergeron	T	Falcons
	4	120	Carter Warren	T	Jets		3	72	Garrett Williams	CB	Cardinals
	5	143	Israel Abankanda	RB	Jets	2021	3	65	Andre Cisco	S	Jaguars
	5	153	SirVocea Dennis	LB	Buccaneers	2020	3	101	Ifeatu Melifonwu	CB	Lions
	6	208	Erick Hallett	DB	Jaguars	2020	5	148	Alton Robinson	DE	Seahawks
	7	248	Brandon Hill	S	Texans	2019	7	245	Chris Slayton	DT	Giants
2022	1	20	Kenny Pickett	QB	Steelers	2018	7	235	Zaire Franklin	LB	Colts
	4	115	Damarri Mathis	CB	Broncos	2018	7	228	Riley Dixon	P	Broncos
2021	3	90	Patrick Jones II	DE	Vikings	2014	3	74	Jay Bromley	DT	Giants
	4	135	Rashad Weaver	DE	Titans	2013	5	168	Marquis Spruill	OLB	Falcons
	5	175	Jason Pinnock	CB	Jets	2013	1	19	Justin Pugh	T	Giants
	6	199	Jaylen Twyman	DT	Vikings	2012	4	110	Ryan Nassib	QB	Giants
	6	212	Damar Hamlin	S	Bills	2012	4	111	Shamarko Thomas	SS	Steelers
	7	230	Jimmy Morrissey	C	Raiders	2011	6	179	Andrew Tiller	G	Saints
2020	7	239	Dane Jackson	CB	Bills	2011	4	119	Delone Carter	RB	Colts
2019	5	152	Quadree Ollison	RB	Falcons	2010	5	157	Doug Hogue	LB	Lions
2018	2	62	Brian O'Neill	T	Vikings	2010	4	101	Mike Williams	WR	Bucs
	4	117	Jordan Whitehead	S	Bucs						
	4	125	Avonte Maddox	CB	Eagles						
2017	3	105	James Conner	RB	Steelers						
	4	115	Dorian Johnson	G	Cardinals						
	5	171	Nathan Peterman	QB	Bills						
	6	200	Adam Bisnowaty	T	Giants						
2016	2	55	Tyler Boyd	WR	Bengals						
2015	4	110	T.J. Clemmings	T	Vikings						
2014	1	13	Aaron Donald	DT	Rams						
	4	135	Tom Savage	QB	Texans						
	5	146	Devin Street	WR	Cowboys						
2011	1	26	Jonathan Baldwin	WR	Chiefs						
	2	37	Jabaa Sheard	DE	Browns						
	5	149	Dion Lewis	RB	Eagles						
	5	150	Jason Pinkston	T	Browns						
	7	226	Greg Romeus	DE	Saints						
2010	6	182	Nate Byham	TE	49ers						
	7	227	Dorin Dickerson	WR	Texans						
2009	2	53	LeSean McCoy	RB	Eagles						
	5	146	Scott McKillop	LB	49ers						
	7	240	LaRod Stephens-Howling	RB							
Cardinals	7	251	Derek Kinder	WR	Bears						
2008	1	19	Jeff Otah	T	Panthers						
	4	109	Mike McGlynn	G	Eagles						
	7	251	Kennard Cox	CB	Jaguars						
2007	1	14	Darrelle Revis	CB	Jets						
	4	136	Clint Session	LB	Colts						
	6	179	H.B. Blades	LB	Redskins						
2006	3	65	Charles Spencer	T	Texans						
	6	174	Josh Lay	CB	Saints						
2005	6	209	Rob Pettiti	T	Cowboys						
2004	1	3	Larry Fitzgerald	WR	Cardinals						
	2	58	Shawntae Spencer	CB	49ers						
	2	61	Kris Wilson	TE	Chiefs						
	5	147	Claude Harriott	DE	Bears						
	6	188	Any Lee	P	49ers						
	7	247	Brandon Miree	RB	Broncos						
2003	3	70	Gerald Hayes	LB	Cardinals						
	6	205	Torrie Cox	CB	Bucs						
	7	261	Bryan Anderson	G	Bears						
2002	2	63	Antonio Bryant	WR	Cowboys						
	5	153	Ramon Walker	DB	Texans						
	5	165	Bryan Knight	DE	Bears						
2001	3	80	Kevan Barlow	RB	49ers						
2000	3	77	Hank Poteat	CB	Steelers						
1996	6	176	Dietrich Jells	WR	Chiefs						
	6	177	Anthony Dorsett	CB	Oilers						
	6	178	Tom Tumulty	LB	Bengals						
1995	1	14	Ruben Brown	G	Bills						
	3	74	Curtis Martin	RB	Patriots						
	6	207	Tom Barndt	G	Chiefs						
1993	8	216	Alex Van Pelt	QB	Steelers						
1992	1	3	Sean Gilbert	DT	Rams						
	2	30	Steve Israel	DB	Rams						
	4	88	Ricardo McDonald	ILB	Bengals						
	4	91	Jeff Christy	T	Cardinals						
	4	99	Keith Hamilton	DE	Giants						
	7	191	Dave Moore	TE	Dolphins						
1991	4	94	Mark Gunn	DE	Jets						
	4	97	Curvin Richards	RB	Cowboys						
	9	248	Louis Riddick	DB	49ers						
	10	252	Brian Greenfield	P	Browns						
1990	3	62	Marc Spindler	DE	Lions						
	4	92	Dean Caliguire	C	49ers						
	4	104	Alonzo Hampton	DB	Vikings						
	6	152	Tom Sims	NT	Chiefs						
	9	227	Chris Goetz	G	Chargers						
	11	290	Carnel Smith	DE	Colts						
	11	198	Roman Matusz	T	Bears						
1989	1	8	Burt Grossman	DE	Chargers						
	1	24	Tom Ricketts	G	Steelers						
	3	57	Mark Stepnoski	C	Cowboys						
	9	242	Vernon Kirk	TE	Rams						
	10	256	Cornell Hollway	DE	Bengals						
	10	258	Jerry Olsavsky	LB	Steelers						
1988	1	24	Craig Heyward	RB	Saints						
	2	48	Quinin Jones	DB	Oilers						
	5	118	Jon Carter	DT	Giants						
	5	123	Zeke Gadsen	DB	Bills						
	7	173	Gary Richard	DB	Packers						
	10	263	Billy Owens	DB	Cowboys						
	11	285	Ed Miller	C	Chargers						
1987	1	18	Tony Woods	DE	Seahawks						
	4	85	Randy Dixon	T	Colts						
	4	89	Lorenzo Freeman	NT	Packers						
	7	182	Tom Brown	RB	Dolphins						
1986	1	24	Bob Buczkowski	DE	Raiders						
	4	94	Bill Callahan	DB	Steelers						
1985	1	2	Bill Fralic	G	Falcons						
	1	4	Chris Doleman	DE	Vikings						
	5	120	Troy Benson	LB	Jets						
	8	218	Marlon McIntyre	RB	Rams						
	12	319	Bill Wallace	WR	Jets						
1984	1	5	Bill Maas	NT	Chiefs						
	2	37	Jim Sweeney	C	Jets						
	3	84	Joe McCall	RB	Raiders						
	5	126	Tom Flynn	DB	Packers						
	6	154	Dwight Collins	WR	Vikings						
	10	258	Al Wenglikowski	LB	Chiefs						
1983	1	6	Jim Covert	T	Bears						
	1	11	Tim Lewis	DB	Packers						
	1	27	Dan Marino	QB	Dolphins						
	5	132	Bryan Thomas	RB	Packers						
	6	149	Dave Puzzuoli	NT	Browns						
	6	160	Ron Sams	G	Packers						
	8	201	Rich Kraynak	LB	Eagles						
	9	230	Rob Fada	G	Bears						
	12	320	Julius Dawkins	WR	Bills						
1982	7	182	Emil Boures	C	Steelers						
	10	267	Sal Sunseri	LB	Steelers						
	11	284	Sam Clancy	DE	Seahawks						
1981	1	7	Hugh Green	LB	Bucs						
	1	12	Randy McMillan	RB	Colts						
	1	20	Mark May	T	Redskins						
	2	51	Rickey Jackson	LB	Saints						
	3	63	Greg Meisner	NT	Rams						
	3	65	Carlton Williamson	DB	49ers						
	3	69	Russ Grimm	G	Redskins						
	5	115	Bill Neill	NT	Giants						
	5	120	Benjie Pryor	TE	Bengals						
	5	121	Lynn Thomas	DB	49ers						
	5	128	Jerry Boyarsky	NT	Saints						
	11	292	Rick Trocano	QB	Steelers						
1980	6	141	Jo Jo Heath	DB	Bengals						
	10	276	Bob Gruber	T	Rams						
1979	2	34	Gordon Jones	WR	Bucs				</		

NFL DRAFT ALL-TIME RESULTS



1976	9	259	Lonnie Algood	WR	Bengals	25	290	Joe Szombathy	E	Colts	3	78	Terry Kirby	RB	Dolphins	28	259	Joe McCary	B	Yanks			
	10	280	Keith Moody	DB	Bills	26	310	Bill Wietzel	B	Giants	4	88	David Ware	T	Jets	32	294	George Neff	B	Yanks			
	11	295	Ray Preston	LB	Chargers	1951	11	135	Bernie Custis	B	Browns	6	147	Greg Jeffries	DB	Lions	1947	23	208	Tom Dudley	E	Redskins	
1974	3	61	Dave Lapham	G	Bengals	1950	25	34	Jim Pepper	G	Colts	1992	1	10	Ray Roberts	T	Seahawks	1946	13	112	Joe Kirkland	T	Yanks
	7	177	Ken Sawyer	DB	Bengals	1947	7	47	Joe Watt	DB	Yanks	2	40	Matt Blundin	QB	Chiefs	28	265	Charlie Ellis	B	Giants		
1973	1	10	Joe Ehrmann	DT	Colts	1946	20	209	Roger Robinson	B	Redskins	10	273	Nikki Fisher	RB	Bears	1945	14	140	John Duda	B	Eagles	
	9	226	Roger Praetorius	RB	49ers	1945	10	117	Paul McKee	OE	Redskins	1991	1	10	Herman Moore	WR	Lions	1942	1	1	(Bullet) Bill Dudley	B	Steelers
	16	399	Marty Januszkiwicz	RB	Colts	1944	14	162	Howard Werner	E	Eagles	4	93	Tony Secvington	DB	Buccaneers	1940	18	169	Jim Gillettee	B	Packers	
1972	2	37	Dan Yochum	T	Eagles	18	179	Adolph Czekala	T	Yanks	9	238	Bruce McGonnigal	TE	Steelers	VIRGINIA TECH							
	3	74	Tom Myers	DB	Saints	1944	18	206	Norm Michael	B	Eagles	11	284	Shawn Moore	QB	Broncos	Year Rd.	No.	Name	Pos.	Team		
	9	210	Stan Walters	T	Bengals	1943	13	140	Dick Weber	G	Redskins	1990	6	149	Marcus Wilson	RB	Raiders	2023	4	119	Chamarrri Conner	CB	Chiefs
1971	5	117	Ray White	LB	Chargers	24	250	Paul Berthold	E	Redskins	8	198	Ray Savage	LB	Rams	2022	5	177	James Mitchell	TE	Lions		
1970	4	94	Bill Maddox	TE	Chargers	1936	5	45	Ed Jontos	G	Giants	11	288	Tim O'Connor	T	Bengals	6	189	Amare Barno	OLB	Panthers		
	11	275	Jack Protz	LB	Chargers	VIRGINIA					2	30	John Ford	WR	Lions	6	209	Luke Tenuta	OT	Bills			
1969	1	22	Art Thoms	DT	Raiders	Year Rd.	No.	Name	Pos.	Team	7	186	David Griggs	LB	Saints	6	215	Lectius Smith	OG	Cardinals			
	5	111	Tony Kyasky	DB	Saints	2023	5	159	Dontayvion Wicks	WR	Packers	1988	6	151	Scott Secules	QB	Cowboys	2021	1	22	Caleb Farley	CB	Titans
1968	1	8	Larry Osonka	RB	Dolphins	2022	7	73	Jelani Woods	TE	Colts	1987	10	255	Don Majkowski	QB	Packers	1	23	Christian Darrisaw	OT	Vikings	
	11	287	Dennis Fitzgibbons	G	49ers	2020	5	151	Joe Reed	WR	Chargers	1986	1	6	Jim Dombrowski	T	Saints	3	80	Divine Deablo	S	Raiders	
	12	305	Jim Cheyanski	LB	Patriots	2019	2	63	Juan Thornhill	S	Chiefs	3	62	Barry Word	RB	Saints	6	217	Khalil Herbert	RB	Bears		
1967	1	6	Floyd Little	RB	Broncos	2018	5	147	Micah Kiser	LB	Rams	6	156	Jim Huddleston	G	Redskins	2020	3	101	Dalton Keene	TE	Patriots	
	4	102	Gary Bugenhagen	G	Bills	2018	6	198	Tim Harris	CB	49ers	1985	2	40	Lester Lyles	DB	Jets	2018	1	16	Tremaine Edmunds	OLB	Bills
	15	383	Bill Wosilius	LB	Cardinals	2018	5	158	Andrew Brown	DT	Bengals	4	99	Bob Olderman	G	Chiefs	1	28	Terrell Edmunds	S	Steelers		
1966	2	28	Charlie Brown	DB	Bears	2016	6	209	Maurice Canady	CB	Ravens	7	193	Ron Mattes	T	Seahawks	5	163	Tim Settle	DT	Redskins		
	3	35	Pat Killorin	C	Steelers	2015	3	79	Eli Harold	DE	49ers	1984	7	185	Quentin Walker	RB	Cardinals	5	166	Wyatt Teller	G	Bills	
	14	207	Howard McCard	G	Giants	2014	4	134	Brent Urban	DT	Ravens	8	203	Billy Griggs	TE	Jets	7	241	Greg Stroman	CB	Redskins		
	12	207	Steve Chomyszak	DT	Jets	2013	5	141	Wally Mahle	B	Packers	1982	4	104	Stuart Anderson	LB	Chiefs	2017	6	186	Chuck Clark	DB	Ravens
	17		Ted Holman	DB	Raiders	2012	7	237	John Mackey	TE	Colts	1981	5	138	Tommy Vigorito	RB	Dolphins	6	201	Bucky Hodges	TE	Vikings	
1965	4	45	Jim Nance	RB	Bears	2011	2	33	Ras-I Dowling	CB	Patriots	1980	5	118	Tony Blount	DB	Giants	6	206	Sam Rogers	FB	Rams	
	4	52	Walt Mahle	B	Packers	2010	2	34	Chris Cook	CB	Vikings	8	211	Grant Hudson	DT	Cardinals	7	237	Isaiah Ford	WR	Dolphins		
	5	70	John McGuire	E	Colts	2009	1	8	Eugene Monroe	T	Jaguars	1979	9	224	Russ Henderson	P	Colts	6	203	Dadi Nicolas	DE	Chiefs	
	6		Tom Wilhelm	T	Broncos	2011	2	33	Ras-I Dowling	CB	Patriots	1978	5	135	John Choma	G	Chargers	2015	6	181	Kyshoen Jarrett	S	Redskins
1964	6	78	Jim Mazurek	T	Colts	2010	2	34	Chris Cook	CB	Vikings	1977	2	53	Mike Ozdowski	DE	Colts	7	243	Laurence Gibson	T	Cowboys	
	6	80	Dick Bowman	E	Cardinals	2009	1	8	Eugene Monroe	T	Jaguars	1976	1	15	Tom Glassic	G	Broncos	2014	1	14	Kyle Fuller	CB	Bears
	11	148	John Paglio	T	Colts	2	45	Clint Sintim	OLB	Giants	8	215	Scott Gardner	QB	Bills	4	120	Logan Thomas	QB	Cardinals			
	13	179	Bob Meehan	G	Browns	6	185	Cedric Peerman	RB	Ravens	1975	12	290	Dick Ambrose	LB	Broncos	6	182	Antone Exum	CB	Vikings		
	14	192	Len Slaby	C	Cardinals	6	208	John Phillips	TE	Cowboys	15	381	Ken Shelton	TE	Broncos	2013	6	171	Corey Fuller	WR	Lions		
	20	278	Dave Archer	T	Browns	2008	1	2	Chris Long	DE	Rams	16	402	Ken Lambert	DB	Oilers	6	173	Vinston Painter	T	Broncos		
1963	2	19	John Mackey	TE	Colts	1	15	Branden Albert	T	Chiefs	1974	4	81	Harrison Davis	WR	Chargers	2012	1	32	David Wilson	RB	Giants	
	6	83	Don King	HB	Lions	6	196	Tom Santi	TE	Colts	10	252	Paul Ryzcek	C	Falcons	3	94	Jayron Hosley	CB	Giants			
	8	107	Walt Sweeney	E	Browns	2007	7	244	Jason Snelling	RB	Bucs	11	270	Kent Merritt	WR	Saints	5	152	Danny Coale	WR	Cowboys		
	17	226	Dave Meggyesy	LB	Cardinals	2006	1	4	D'Brickashaw Ferguson	T	Jets	1973	15	384	Dave Sullivan	WR	Browns	2	38	Ryan Williams	RB	Patriots	
1962	1	1	Ernie Davis	RB	Redskins	2006	1	4	D'Brickashaw Ferguson	T	Jets	1972	13	321	Andy Selfridge	LB	Chargers	4	127	Rashad Carmichael	CB	Texans	
	8	107	Pete Brokaw	B	Colts	5	143	Brad Butler	T	Bills	1971	13	322	Dan Ryzcek	C	Redskins	6	180	Tyrod Taylor	QB	Ravens		
	10	131	George Francovitch	G	Cardinals	5	144	Marques Hagans	WR	Rams	1969	5	113	Frank Quayle	RB	Broncos	2	52	Jason Worldis	OLB	Steelers		
	12	157	Gary Fallon	HB	Vikings	6	170	Wali Lundy	RB	Texans	7	166	Jeff Anderson	RB	Redskins	5	133	Kam Chancellor	FS	Seahawks			
	14	190	Dick Easterly	B	49ers	6	188	Kurt Smith	K	Chargers	10	254	Greg Shelly	G	Browns	5	140	Ed Wang	T	Bills			
	19	165	Bob Stem	C	Giants	2005	1	30	Heath Miller	TE	Steelers	14	347	Rick Brand	DT	Redskins	6	172	Brent Bowden	P	Bucs		
1961	1	14	Art Baker	FB	Eagles	3	95	Darryl Blackstock	OLB	Cardinals	15	374	Paul Rogers	T	Redskins	7	210	Cody Grimm	OLB	Bucs			
	2	21	Tom Gilburg	T	Colts	4	111	Elton Brown	G	Cardinals	1968	5	136	John Naponic	T	Raiders	2009	5	157	Victor Harris	CB	Eagles	
	2	25	Bruce Tarbox	G	Giants	4	127	Alvin Pearson	RB	Jaguars	1967	2	30	Bob David	QB	Oilers	2	26	Duane Brown	T	Texans		
	4	55	John Brown	T	Browns	4	132	Chris Canty	DE	Cowboys	10	255	James Copeland	G	Browns	2	35	Brandon Flowers	DB	Chiefs			
	5	59	Fred Mautino	E	Steelers	6	203	Andrew Hoffman	DT	Browns	11	277	Carroll Jarvis	RB	Chargers	2	42	Eddie Royal	WR	Broncos			
	7	94	Al Bemiller	C	Bills	7	248	Patrick Estes	TE	49ers	14	367	George Stetter	DB	Saints	3	72	Chris Ellis	DE	Bills			
	10	139	Ken Ericson	E	Browns	2004	3	90	Matt Schaub	QB	Falcons	1966	4	56	Don Parker	G	49ers	4	118	Xavier Adibi	LB	Texans	
1960	1	7	Roger Davis	G	Bears	2003	3	94	Angelo Crowell	LB	Bills	8	117	John Pincavage	RB	Lions	5	148	Carlton Powell	DT	Broncos		
	4	47	Gerhard Schwedes	HB	Patriots	3	95	Billy McMullen	WR	Eagles	1965	7	95	Bob Kowalkowski	G	Lions	6	174	Josh Morgan	WR	49ers		
	7	84	Bob Yates	T	Broncos	2002	4	118	Chris Luzar	TE	Jaguars	1964	14	194	Terry Sieg	HB	Browns	7	215	Justin Harper	WR	Ravens	
	17	204	Dave Baker	E	Giants	7	231	Monsanto Pope	DT	Broncos	1963	4	93	Harlow Fullwood	G	Colts	2007	3	89	Aaron Rouse	SS	Packers	
1959	3	36	Ron Luciano	T	Lions	7	237	Antwoine Womack	RB	Patriots	7	98	Turnley Todd	LB	Packers	5	157	David Clowney	WR	Packers			
	6	62	Al Benecick	G	Eagles	2001	5	141	Billy Baber	TE	Chiefs	1962	4	56	Ron Gassert	T	Packers	5	163	Brandon Frye	T	Texans	
	9	105	Maury Youmans	DE	Bears	2000	1	7	Thomas Jones	RB	Cardinals	1960	13	153	Dave Graham	E	Eagles	2006	2	37	Jimmy Williams	DB	Falcons
	11	132	Tom Stephens	TE	Colts	3	94	John St. Clair	C	Rams	1958	7	82	John Diehl	T	Colts	2	63	Darryl Tapp	DE	Seahawks		
	25	300	Ed Keiffer	B	Colts	6	184	Shannon Taylor	LB	Chargers	7	85	Hal Outten	T	Lions	3	88	James Anderson	LB	Panthers			
1958	6	305	Gene Grobosky	DT	Redskins	6	187	Antwan Harris	DB	Patriots	16	186	Fred Polzer	E	Redskins	5	155	Jeff King	TE	Panthers			
	6	68	Dick Lasse	LB	Steelers	1999	1	30	Patrick Kerney	DE	Falcons	19	218	Ulmo (Sonny) Randle	B	Cardinals	6	177	Jon Lewis	DT	Cardinals		
	8	86	Mike Bill	C	Packers	4	124	Wali Rainer	LB	Browns	1957	5	52	Henry Jordan	DT	Browns	7	222	Justin Hamilton	DB	Browns		
	12	142	Gerry Hershey	T	Giants	4	131	Aaron Brooks	QB	Packers	1927	5	52	Bob Gunderman	E	Lions	7	227	Jimmy Martin	C	Chargers		
	18	206	Chuck Strid	G	Packers	7	214	Antonio Dingle	DT	Steelers	1956	15	175	John Polzer	QB	Colts	7	234	Will Montgomery	G	Panthers		
	19	225	Ernie Jackson	B	Giants	7	216	Anthony Poindexter	DB	Ravens	27	319	Herb Hartwell	B	Colts	7	240	Cedric Humes	RB	Steelers			
	29	342	Ed Coffin	B	Redskins	7	226	Robert Hunt	G	Buccaneers	1954	13	153	Joe Mehalick	T	Eagles	2005	3	75	Eric Green	CB	Cardinals	
1957	1	6	Jim Brown	FB	Browns	1998	2	50	Germane Crowell	WR	Lions	1953	5	60	Tom Scott	E	Rams	4	108	Vincent Fuller	FS	Titans	
	4	39	Jimmy Ridlon	DB	49ers	5	141	Doug Karczewski	T	Jets	21	253	Bob Tata	B	Lions	7	217	Jon Dunn	OT	Browns			
	9	108	Bill Brown	G	Bears	1997	1	8	James Farrior	LB	Jets	1952	5	58	Bob Miller	T	Lions	2004	1	8	DeAngelo Hall	DB	Falcons
	14	158	Jerry Cashman	T	Eagles	1	25	Jon Harris	DE	Eagles	20	236	Jimmy Lesane	B	Bears	1	30	Kevin Jones	RB	Lions			
1956	23	277	Don Althouse	E	Browns	2	34	Jamie Sharper	LB	Ravens	28	334	Joe Palumbo	G	49ers	2	45	Jake Grove	C	Raiders			
1955	3	28	Ray Perkins	B	Redskins	2	36	Tiki Barber	RB	Giants	1951	1	12	Gene Schroeder	E	Bears	4	120	Ernest Wilford	WR	Jaguars		
1954	2	15	Bob Fleck	T	Packers	3	66	Ronde Barber	DB	Buccaneers	7	76	Johnny Papit	B	Redskins	5	145	Nathaniel Adibi	DE	Steelers			
	2	19	Pat Stark	B																			

7	224	Derrius Monroe	DE	Saints
7	252	Jarrett Ferguson	RB	Bills
2001	1	Michael Vick	QB	Falcons
3	91	Cory Bird	DB	Colts
5	137	Matt Lehr	G	Cowboys
2000	2	John Engelberger	DE	49ers
2	52	Ike Chariton	DB	Seahawks
3	89	Corey Moore	LB	Bills
5	134	Anthony Midget	DB	Falcons
7	243	Shyrone Stith	RB	Jaguars
1999	4	Pierson Prioleau	DB	49ers
5	165	Derek Smith	T	Redskins
1998	4	Todd Washington	C	Buccaneers
4	109	Gennaro DiNapoli	G	Raiders
7	201	Ken Oxendine	RB	Falcons
7	202	Marcus Parker	RB	Bengals
1997	1	Jim Druckenmiller	QB	49ers
2	49	Torrian Gray	DB	Vikings
4	113	Antonio Banks	DB	Vikings
6	194	Cornell Brown	DE	Ravens
1996	2	Bryan Still	WR	Chargers
3	88	J.C. Price	DT	Panthers
1995	3	Antonio Freeman	WR	Packers
4	124	Ken Brown	LB	Broncos
1994	2	Tyrone Drakeford	DB	49ers
4	121	John Burke	TE	Patriots
7	200	Jim Pyne	C	Buccaneers
1992	1	Eugene Chung	T	Patriots
4	107	Will Furrer	QB	Bears
6	151	Damien Russell	DB	49ers
7	187	William Boatwright	G	Eagles
12	334	John Granby	DB	Broncos
1991	12	Al Chamblee	LB	Buccaneers
1990	8	Jock Jones	LB	Browns
8	215	Roger Brown	DB	Packers
1988	6	Steve Johnson	TE	Patriots
12	306	Carter Wiley	DB	Falcons
12	310	Victor Jones	LB	Buccaneers
1987	8	Eddie Hunter	RB	Jets
8	208	Curtis Taliaferro	LB	Falcons
1985	1	Bruce Smith	DE	Bills
2	44	Jesse Penn	LB	Cowboys
8	201	Ashley Lee	DB	Falcons
10	270	Joe Jones	TE	Cowboys
11	299	Al Young	DB	Giants
1984	6	Tony Paige	RB	Jets
1982	4	Robert Brown	LB	Packers
1980	5	Doug McDougald	DE	Patriots
5	125	Kenny Lewis	RB	Raiders
1977	3	Tom Beasley	DT	Steelers
1976	7	Phil Rogers	RB	Cardinals
1975	13	Ricky Scales	WR	Oilers
1973	5	Don Strock	QB	Dolphins
1971	17	Jack Simcsak	K	Broncos
1970	6	Ken Edwards	RB	Bills
1969	8	James Harvey	T	Bills
13	335	Rick Piland	G	Chiefs
1968	5	Ken Barefoot	TE	Redskins
8	210	Jim Richards	DB	Jets
1967	4	Andu Bowling	LB	Cardinals
14	347	Tom Francisco	RB	Broncos
16	409	Don Bruce	G	Raiders
1965	3	Bob Schweickert	B	49ers
6	75	Sonny Utz	RB	Cowboys
1964	13	Jake Adams	E	Cardinals
1963	15	Gene Breen	T	Packers
1961	3	Don Oakes	T	Eagles
16	214	Mike Zeno	G	Rams
16	221	Bernie Vishneski	T	Giants
1960	8	Carroll Dale	WR	Rams
1959	26	Jim Burks	T	Eagles
1958	24	Russ Moon	T	Bears
1957	13	Bob Wolfenden	B	Rams
16	191	Hillmer Olson	C	Lions
22	264	Tom Dalzell	T	Bears
1955	5	George Preas	G	Colts
7	82	Johnny Dean	B	49ers
21	242	Howie Wright	B	Cardinals
27	315	Jim Locke	T	Colts
30	351	Tom Petty	E	Redskins
1954	25	Tom Hughes	T	Browns
1953	12	Madison (Buzz) Nutter	C	Redskins
1951	28	Sterling Wingo	B	Rams
1944	14	John Maskas	T	Yanks
1937	7	Herm Dickerson	B	Cardinals

WAKE FOREST

Year Rd.	No.	Name	Pos.	Team
2023	3	Kobie Turner	DT	Rams
6	195	AT Perry	WR	Saints
2022	4	Zach Tom	OL	Packers
6	214	Ja'Sir Taylor	CB	Chargers
2021	2	Boogie Basham Jr.	DE	Bills
2020	5	Justin Strnad	LB	Broncos
6	195	Justin Herron	OL	Patriots
2019	4	Phil Haynes	OL	Seahawks
2018	2	Jessie Bates III	S	Bengals
6	177	Duke Ejiyofor	DE	Texans
2017	5	Marquel Lee	LB	Raiders
2015	1	Kevin Johnson	CB	Texans
2014	7	Michael Campanaro	WR	Ravens
2013	7	Tommy Bohannon	FB	Jets
2012	4	Chris Givens	WR	Rams
4	113	Kyle Wilber	OLB	Cowboys
4	117	Joe Looney	G	49ers
6	187	Josh Bush	S	Jets
2010	3	Brandon Ghee	CB	Bengals
5	161	Chris DeGeare	T	Vikings
2009	1	Aaron Curry	OLB	Seahawks
2	37	Alphonso Smith	CB	Broncos
4	116	Chip Vaughn	S	Saints
4	118	Stanley Arnoux	ILB	Saints
2008	4	Jeremy Thompson	DE	Packers
5	136	Kenneth Moore	WR	Lions
6	201	Steve Justice	C	Colts
2007	5	Josh Gattis	FS	Jaguars
7	232	Steve Vallos	T	Seahawks
2006	7	Ryan Plackemeier	P	Seahawks
2005	5	Eric King	CB	Bills
2003	1	Calvin Pace	DE	Cardinals
4	134	Ovie Mughelli	RB	Ravens
7	230	Montique Sharpe	DT	Chiefs
2000	2	Fred Robbins	DT	Vikings
3	87	Dustin Lyman	LB	Bears
4	125	Reggie Austin	DB	Bears
1999	6	Desmond Clark	TE	Broncos
1993	2	Ben Coleman	T	Cardinals
1993	5	John Henry Mills	TE	Oilers
7	170	Michael McCrary	DE	Seahawks
1990	3	Ricky Proehl	WR	Cardinals
4	108	Tony Mayberry	C	Buccaneers
1989	2	Mike Elkins	QB	Chiefs
2	52	David Braxton	LB	Vikings
9	245	A.J. Greene	DB	Giants
1988	5	Greg Scales	TE	Saints
8	221	Darryl McGill	RB	Redskins
1987	6	Paul Kiser	G	Falcons
9	228	Greg Harris	G	Packers
1986	8	Topper Clemons	RB	Cowboys
9	229	Gary Baldinger	DE	Chiefs
11	278	Tony Garbarczyk	DT	Bills
1985	8	Harry Newsome	P	Steelers
10	266	Ronnie Burgess	DB	Packers
1982	3	Kenny Duckett	WR	Saints
10	270	Rich Baldinger	T	Giants
1981	8	Bill Ard	G	Giants
11	300	Carlos Bradley	LB	Chargers
1980	3	Syd Kitson	G	Packers
1978	4	Larry Tearry	C	Lions
10	266	Steve Young	TE	Oilers
1977	8	Bill Armstrong	DB	Browns
10	271	Dave LaCrosse	LB	Steelers
1974	6	Chuck Ramsey	K	Patriots
13	338	Clayton Heath	RB	Dolphins
1973	8	Kenneth Garrett	RB	Cardinals
1972	4	Ed Bradley	LB	Steelers
1971	8	Win Headley	C	Packers
1970	4	Ed George	T	Steelers
1969	4	Fred Summers	DB	Browns
1968	2	Bob Grant	LB	Colts
7	177	Ken Henry	WR	Cardinals
1967	14	Lynn Nesbitt	G	Bears
15	368	John Snow	T	Saints
1965	18	Karl Sweetan	QB	Lions
1962	3	Bill Hull	E	Bears
15	203	Kent Martin	T	Bears
1961	1	Norm Snead	QB	Redskins
5	65	Bob McCreary	T	49ers
10	129	Wayne Wolff	G	Browns
1960	8	Pete Manning	E	Bears
1958	20	George Johnson	T	Steelers
26	304	Neil MacLean	B	Eagles
26	312	Frank Thompson	T	Browns

1957	2	19	Billy Ray Barnes	B	Eagles
24	284	John Ladner	E	49ers	
29	338	John Niznik	E	Eagles	
1956	18	209	Nick Consoles	DB	Eagles
24	281	John Parham	B	Eagles	
24	285	Gerry Huth	G	Giants	
30	360	Bob Bartholomew	T	Browns	
1955	15	176	Ed Stowers	E	Giants
17	201	Nick Maravic	B	Eagles	
26	307	Lou Hallow	C	Rams	
1953	4	41	Joe Koch	B	Bears
5	53	Bob Gaona	T	Steelers	
12	145	Larry Spencer	B	Lions	
19	220	Tom Donahue	C	Cardinals	
20	232	Bill Link	G	Redskins	
25	294	Clyde Pickard	G	Bears	
29	342	Jack Lewis	E	Bears	
1952	11	128	Bill Miller	B	Bears
19	219	Ed Listopad	T	Cardinals	
30	354	Ed Kissell	B	Steelers	
1951	2	21	Jim Staton	T	Redskins
2	23	Bill George	T	Bears	
9	108	Bill Gregus	B	Bears	
1950	9	117	Jim Duncan	E	Browns
16	206	Ed Bradley	E	Bears	
17	217	Tom Palmer	T	Cardinals	
1949	3	31	Johnny (Red) O'Quinn	E	Bears
6	60	Bernie Hanula	T	Cardinals	
22	213	Jim Lail	B	Yanks	
22	215	Tom Fetzer	B	Giants	
1948	9	75	Ed Royston	G	Giants
23	212	Jim Duncan	E	Bears	
24	225	Dick Wedel	G	Cardinals	
1947	9	71	Bob Leonetti	G	Eagles
10	80	Ulysses Cornogg	T	Eagles	
18	164	Dick Brnkley	B	Giants	
19	168	Harry Dowda	B	Redskins	
27	248	Otis Sacrinty	B	Redskins	
1946	2	15	Elmer (Buck) Jones	G	Giants
5	38	Dave Harris	E	Lions	
18	163	Charles (Buck) Garrison	G	Steelers	
19	171	Pride Ratteree	G	Cardinals	
1945	1	10	Elmer Barbour	B	Giants
17	172	Nick Sacrinty	B	Bears	
22	220	Fred Grant	B	Cardinals	
27	279	Russ Perry	B	Rams	
1944	5	41	George Owen	G	Steelers
8	66	John (Red) Cochran	B	Cardinals	
10	95	Bill Stanford	C	Bears	
1943	17	159	Pat Preston	T	Bears
1942	11	95	John Polansky	B	Lions
13	114	Charley Givler	G	Cardinals	
20	181	Frank Kapriya	G	Steelers	
1941	4	27	Jim Ringgold	B	Steelers
7	55	John Jett	E	Lions	
8	64	Tony Gallovich	B	Rams	
10	84	John Pendergast	C	Rams	
1940	20	181	Rupert Pate	T	Cardinals
1939	15	135	Lou Trunzo	G	Dodgers

Year	1st Round	Overall	ACC IN THE NFL/AFL DRAFT		
1954		1	27		
1955		1	23	2007	6 31
1956		2	23	2008	7 33
1957		0	32	2009	5 33
1958		0	31	2010	4 31
1959		0	26	2011	3 35
1960	NFL	1	19	2012	3 31
	AFL	0	29	2013	6 31
1961	NFL	1	19	2014	5 42
	AFL	0	15	2015	9 47
1962	NFL	2	13	2016	4 26
	AFL	2	18	2017	4 43
1963	NFL	0	10	2018	6 45
	AFL	0	10	2019	7 28
1964	NFL	0	10	2020	3 27
	AFL	0	8	2021	6 *42
1965	NFL	2	15	2022	4 22
	AFL	0	1	2023	4 32
	AFL Redshirt	x	11	*does not include Notre Dame (9)	
1966	NFL	0	12	DRAFT BY NFL TEAM	
	AFL	0	3	NFL Team	Overall Selections
	AFL Redshirt	x	5	Arizona Cardinals	139
1967		1	21	Washington Commanders	136
1968		1	14	Pittsburgh Steelers	135
1969		0	18	Chicago Bears	130
1970		0	9	New York Giants	124
1971		1	11	Green Bay Packers	117
1972		0	11	Philadelphia Eagles	115
1973		0	11	Cleveland Browns	115
1974		1	16	Los Angeles Rams	111
1975		2	21	Detroit Lions	106
1976		2	11	Indianapolis Colts	93
1977		1	15	San Francisco 49ers	92
1978		0	16	Buffalo Bills	91
1979		3	15	Minnesota Vikings	87
1980		2	18	New York Jets	80
1981		2	16	Dallas Cowboys	75
1982		3	22	New England Patriots	75
1983		1	22	Denver Broncos	68
1984		3	20	Tampa Bay Buccaneers	67
1985		2	22	Miami Dolphins	65
1986		1	24	Tennessee Titans	60
1987		4	19	Atlanta Falcons	60
1988		0	19	Los Angeles Chargers	60
1989		2	24	Kansas City Chiefs	60
1990		1	16	Seattle Seahawks	58
1991		1	23	Las Vegas/Oakland Raiders	55
1992		4	30	New Orleans Saints	56
1993		4	29	Cincinnati Bengals	55
1994		2	19	Baltimore Ravens	31
1995		3	27	Jacksonville Jaguars	31
1996		1	16	Boston Yanks/NY Yanks	29
1997		8	22	Carolina Panthers	25
1998		7	29	Houston Texans	24
1999		4	31	Brooklyn Dodgers	11
2000		4	23	Team	AAFC Selections
2001		4	21	Buffalo Bills	11
2002		3	18	Los Angeles Dons	7
2003		1	17	Brooklyn Dodgers	7
2004		1	25	Chicago Rockets	3
2005		5	36	New York Yankees	3
Year	1st Round	Overall		Miami Seahawks	2
2006		12	51		

A total of 48 former greats from the ACC's current 14 schools as well two other players who played in the Conference, have been inducted into the Pro Football Hall of Fame in Canton, Ohio. Pitt leads all ACC schools with 10 selections, followed by Miami (8), Syracuse (8), Florida State (4), Virginia (4), Duke, Georgia Tech and Boston College and North Carolina with two each and NC State, Louisville, Virginia Tech and Wake Forest with one apiece.

RONDE BARBER, DB, Virginia

Inducted in 2023...Played 16 seasons for the Tampa Bay Buccaneers (1997-2012)...Finished career with 47 regular-season interceptions...Retired as the NFL's all-time leader in sacks as a cornerback (25)...Named to the NFL's All-Decade Team (2000s)...Selected to the Pro Bowl three times.

FRED BILETNIKOFF, WR, Florida State

Inducted in 1988...Played 14 seasons for the Oakland Raiders (1965-78)...Led the NFL in receiving (61 for 929) in 1971 and the AFC in 1972 (58 for 802)... Selected to the Pro Bowl four times.

DERRICK BROOKS, LB, Florida State

Inducted in 2014...Played with the Tampa Bay Buccaneers from 1995-2008...A six-time First-Team All-Pro and 11 times Pro Bowler, he was the 2002 AP Defensive Player of the Year.

JIM BROWN, RB, Syracuse

A unanimous First-Team All-NFL pick eight times, his 12,312 rushing yards and 15,459 combined net yards in just nine seasons put him in a class by himself...A four-time NFL MVP and the league's all-time rusher when he retired.

LEROY BUTLER, S, Florida State

Led the team in interceptions five times...Helped lead Packers to three straight division titles (1995-97) and two Super Bowl appearances...Started at strong safety in three consecutive NFC Championship Games and Super Bowls XXXI and XXXII...All-Pro four times (1993, 1996, 1997, 1998)...Named to NFL's All-Decade Team of the 1990s.

JIMBO COVERT, OT, Pitt

Inducted in 2020...Anchored offensive line that helped Bears capture six division titles in seven-year span... Member of 1985 Bears team that went 15-1 and won Super Bowl XX.

BILL COWHER, NC State

Inducted in 2020...Became just second coach ever to lead team to playoff appearances in each of first six seasons...Led Pittsburgh to two Super Bowl appearances...In 2005, capped an amazing playoff run with a 21-0 victory over Seattle in Super Bowl XL... Twice named NFL Coach of the Year.

LARRY CSONKA, FB, Syracuse

Powerhouse runner who had only 21 fumbles in 1,891 career carries...Surpassed 1,000 yards rushing three seasons...Four-time All-AFC, picked for five Pro Bowls...All-Pro 1971, 1972, 1973...MVP in Super Bowl VIII...Finished with 8,081 yards rushing, 106 receptions and 68 touchdowns.

AL DAVIS, Coach/Owner/Commissioner, Syracuse

As AFL commissioner, forced quick merger with NFL in 1966...Davis-led Raiders had best record in pro sports, 1963-1991, won Super Bowls XI, XV, XVIII... AFL Coach of the Year in 1963...Only person to serve in pros as personnel assistant, scout, assistant coach, head coach, general manager, commissioner, team owner/chief executive officer.

BRIAN DAWKINS, DB, Clemson

Inducted in 2018...2nd round pick (61 overall) by Philadelphia in 1966...Eagles' defensive MVP five times...Helped Eagles to eight playoff appearances... Named All-Pro five times and selected to nine Pro Bowls...Voted to the NFL's All-Decade team for the 2000s...Started in four NFC Championship Games and one Super Bowl.

MIKE DITKA, TE, Pitt

First TE elected to Hall...Big-play star of Bears' 1963 title team...Scored final touchdown in Cowboys' Super Bowl VI win...Rookie of the Year, 1961...All-NFL four years, in five straight Pro Bowls...Career record: 427 receptions, 5,812 yards, 43 TDs.

CHRIS DOLEMAN, DE, Pitt

Eight team sack titles (six with Vikings, once each with Falcons and 49ers)...Led NFL with 21 sacks, one shy of record at time in 1989...Career sack total

of 150.5 sacks was fourth best at retirement...Eight seasons with 10 or more sacks...Eight Pro Bowls.

ART DONOVAN, DT, Boston College

Inducted in 1968...Played 12 seasons in the NFL beginning his pro career as a 26-year old rookie in 1950...Became the first Colt to enter the Pro Football Hall of Fame...Was an All-NFL selection from 1954 to 1958, while playing in five straight Pro Bowls.

TONY DORSETT, RB, Pitt

1976 Heisman Trophy winner...Draft-day trade made him Cowboys' No. 1 pick, 1977...Played in two Super Bowls, five NFC championship games, four Pro Bowls...All-NFL, 1981...NFC rushing champion, 1982...Career totals: 12,739 yards rushing 398 receptions for 3,554 yards, 16,347 combined net yards and 91 touchdowns.

BILL DUDLEY, HB, Virginia

Inducted in 1966...Played nine seasons in the NFL...NFL MVP in 1946...Rushed for 3,057 yards...Caught 123 passes for 1,383 yards and 18 scores...Passed for 985 yards and six scores...Led the NFL in rushing in 1942 and 1946, punt returns and interceptions in 1946.

BILL GEORGE, LB, Wake Forest

Inducted in 1974...Played 14 seasons with the Chicago Bears and one with the Los Angeles Rams... Became the league's first middle linebacker in 1954... Voted to Pro Bowl eight straight years (1955-62)... All-NFL eight times.

RUSS GRIMM, T, Pitt

Immediate starter on Redskins offensive line that earned nickname "The Hogs"...Speed and strength crucial to Redskins dominating running attack... Selected to four straight Pro Bowls...Named All-Pro and All-NFC, 1983-86.

JOE GUYON, BB, Georgia Tech

Inducted in 1966...Tenth among league scoring leaders in 1922 while playing for the Orang Indians... Teammates included Dick Deer Slayer, Big Bear, War Eagle, Ted Lone Wolf, Joe Little Twig, Woodchuck Weimas, Baptiste Thunder and Xavier Downwind.

CHRIS HANBURGER, LB, North Carolina

Inducted in 2011...Played 14 seasons and 187 games in the NFL...Four times selected All-NFL...Voted to nine Pro Bowls...Integral part of the dominant Washington Redskins teams of the 1970s...Had 19 career interceptions for 347 returns yards and 2 TDs.

MARVIN HARRISON, WR, Syracuse

Inducted in 2016...Played 13 seasons and 158 games for Indianapolis...A six-time All-Pro and eight-time Pro Bowler, he is a member of the NFL's All-Decade team for the 2000s...In 2002, he shattered the NFL single-season receiving record with 143 catches for 1,722 yards and 11 TDs...Had eight straight seasons of 100 or more receptions.

TED HENDRICKS, DE, Miami

Inducted in 1990...Miami's only three-time All-American...Played on four NFL Super Bowl championship teams..."The Mad Stork" finished fifth in the 1968 Heisman Trophy voting.

MICHAEL IRVIN, WR, Miami

Inducted in 2007...Cowboys first-round pick in 1988 draft...Selected to five straight Pro Bowls...Recorded 1,000-yard seasons in all but one year from 1991-98...Named to NFL's All-Decade team of the 1990s.

RICKEY JACKSON, LB, Pitt

Made immediate impact as rookie when he led Denver with franchise rookie record eight sacks and was the team's leading tackler...Six double-digit sack totals in career...Six Pro Bowls...All-Pro four times.

EDGERRIN JAMES, RB, Miami

Inducted in 2020...NFL's Rookie of the Year, 1999... Captured NFL rushing titles first two seasons (1,553 yards in 1999 and career-best 1,709 yards in 2000) and scored 13 rushing TDs in each season...Career total: 12,246 yards on 3,028 carries and 80 TDs... Selected to NFL's All-Decade Team of the 2000s.

CALVIN JOHNSON, WR, Maryland

Megatron led the league in receiving yards (11,619) and TDs (83) during the span of his career and set the NFL single-season record for receiving yards (1,964) in 2012...Three-time first-team All-Pro and a member of the 2010s All-Decade Team...Finished his career second in NFL history with 86.1 receiving YPG.

STAN JONES, T, Maryland

Inducted in 1991...Earned consensus All-America honors in 1953...A fifth-round draft choice of the Chicago Bears...Played 13 seasons with the Bears and Washington Redskins, earning seven Pro Bowl berths.

WALTER JONES, OT, Florida State

Inducted in 2014...Played for the Seattle Seahawks from 1997-2009, where he started every game in which he played...Played in Super Bowl XL...nine-time Pro Bowl selection.

HENRY JORDAN, DT, Virginia

Inducted in 1995...Played 13 seasons with the Cleveland Browns and Green Bay Packers...Played on five NFL title teams with the Packers...Named All-NFL five consecutive seasons from 1960-64, as well as 1967.

SONNY JURGENSEN, QB, Duke

Inducted in 1983...Played 18 seasons with Philadelphia and Washington...Threw for 32,224 yards and 255 TD passes...Led NFL in passing in 1967, 1969 and 1974.

JIM KELLY, QB, Miami

Inducted in 2002...Selected in the 1983 first round, Kelly threw for 35,467 yards and 237 touchdown passes...Threw for more than 3,000 yards eight times...Named all-NFL five times.

CORTEZ KENNEDY, DT, Miami

Inducted in 2012...3rd overall pick by Seattle in 1990 Draft...NFL Defensive Player of the Year in 1992 for 2-14 Seahawks...Named to eight Pro Bowls...Voted first- or second-team All-Pro five times...Named to the NFL All-Decade Team for the 1990s...Played in 167 of a possible 176 games.

RAY LEWIS, LB, Miami

Inducted in 2018...1st round pick (26 overall) by Ravens in 1996 NFL Draft...Started at MLB in four AFC Championship games and two Super Bowls... Major league AP Defensive Player of the year (2000, 2003) ... Earned MVP honors in Ravens' 34-7 win over the Giants in Super Bowl XXXV...Named All-Pro eight times and voted to 12 Pro Bowls.

FLOYD LITTLE, RB, Syracuse

Led AFC in rushing, 1970; Broncos' first 1,000-yard rusher; won NFL rushing title, 1971...Scored combined 32 TDs, 1971-73...Named to five AFL All-Star Games/Pro Bowls...Named All-AFL/NFL twice, All-AFC first- or second-team four straight years... Amassed more than 12,000 all-purpose yards and 54 TDs.

JOHN MACKKEY, TE, Syracuse

Prototype tight end with breakaway speed, ability to avoid tackles, strong blocker...Long-distance threat who scored six TDs over 50 yards, 1966...Caught deflected pass for 75-yard TD in Super Bowl V... Career record: 331 catches, 5,236 yards, 38 TDs... Three-time All-NFL, played in five Pro Bowls...Second tight end to enter Hall.

DAN MARINO, QB, Pitt

Most prolific passer in NFL history...Career statistics include 4,967 completions, 8,358 attempts for 61,361 yards, and 420 touchdowns...First player to pass for 5,000 yards in a season, threw then-record 48 TDs, 1984...Recorded 13 total 3,000-yard seasons...First or Second-Team All-Pro eight times...All-AFC six times... Selected to nine Pro Bowls.

CURTIS MARTIN, RB, Pitt

Led AFC in rushing as rookie...Second player in NFL history to start career with 10 straight 1,000-yard rushing seasons...Led his team in rushing every season...Ran for career-high 1,697 yards in 2004, winning NFL rushing title...Retired as NFL's fourth all-time leading rusher (14,101)...Scored 90 rushing, 10 receiving TDs.

GEORGE McAFEE, HB, Duke

Inducted in 1966...Chicago Bears first choice in 1940...Career average of 12.78 yards on 112 punt returns is still the NFL record...21 career interceptions.

ART MONK, WR, Syracuse

In 1980 caught 58 passes to earn All-Rookie honors... Gained 1,000 yards five times...Set then-NFL records for catches in a season (106), most consecutive games with at least one reception (183), and career receptions (820)...Finished career with 940 catches... Named to three Pro Bowls...All-Pro choice twice.

JIM OTTO, C, Miami

Inducted in his first year of eligibility in 1980...Played 308 total games for the Oakland Raiders, including 210 consecutive...Earned All-Pro honors 10 times.

CLARENCE (ACE) PARKER, QB, Duke

Inducted in 1972...Played seven seasons with the Brooklyn Dodgers and Boston Yanks...Led the NFL in passing in 1938 with 865 yards and with six interceptions in 1939.

ED REED, S, Miami

Inducted in 2019...Played 11 seasons with the Baltimore Ravens before ending his career with the Houston Texans and New York Jets in 2013... Nine-time Pro Bowl selection who led the Ravens to a championship in Super Bowl XLVII...Member of the Baltimore Ravens Ring of Honor and the NFL All-Decade Team of the 2000s.

DARRELLE REVIS, CB, Pitt

Inducted in 2023...Played 11 seasons with five beginning with the New York Jets after being selected 14th overall in 2007...Finished career with 29 interceptions...Named to the NFL's All-Decade Team (2010s)...Elected to seven Pro Bowls

JIM RINGO, C, Syracuse

All-NFL seven times...Played in 10 Pro Bowls, three NFL championship games... Small for offensive lineman, but quick, determined, intelligent, superb team leader...Excellent down-field blocker, pass protector...Ignored numerous injuries to start in then-record 182 straight games, 1954-67.

DEION SANDERS, CB, Florida State

"Neon" Deion played 14 seasons and 188 games in the NFL...Member of the NFL's all-decade team of the 1990s...Nine times elected All-Pro...NFL Defensive Player of the Year in 1994...Led the NFL in punt returns in 1996 and in kickoff returns in 1992... Had 53 career interceptions and 60 career pass interceptions... Also played Major League Baseball for the Atlanta Braves.

WARREN SAPP, DT, Miami

1999 NFL Defensive Player of the Year...Started in two NFC championship games, one Super Bowl...All-Pro four straight times (1999-2002)...All-NFC five times... Seven Pro Bowls...Named to NFL's All-Decade Teams of the 1990s, 2000.

BILLY SHAW, T, Georgia Tech

Inducted in 1999...Standout offensive lineman for the Buffalo Bills...The Hall of Fame inductee who played his entire career in the AFL.

BRUCE SMITH, DE, Virginia Tech

Inducted in 2008...Bills' first-round draft pick (1st player overall), 1985 NFL Draft...His 200 career sacks is NFL all-time record...NFL Defensive Player of the Year, 1990 and 1996...Named to NFL's All-Decade Teams of the 1980s and 1990s...First- or Second-Team All-Pro 11 times...Selected to 11 Pro Bowls.

ERNIE STAUTNER, DT, Boston College

Inducted in 1969...Drafted in the second round by Pittsburgh in 1950 and played 14 seasons with the Steelers...Earned first or second team NFL honors four times.

LAWRENCE TAYLOR, LB, North Carolina

Inducted in 1999...Named to 10 consecutive Pro Bowls and was the NFL Most Valuable Player in 1986...NFL Defensive Player of the Year three times.

JOHNNY UNITAS, QB, Louisville

Cut by 1955 Steelers, free agent with 1956 Colts, soon became legendary hero...Exceptional field leader, thrived on pressure...Led Colts to 1958, 1959 NFL crowns, Super Bowl V victory...All-NFL six seasons, Player of Year three times...MVP three times in 10 Pro Bowls...Completed 2,830 passes for 40,239 yards, 290 TDs...Threw at least one TD pass in 47 straight games...Had 26 games with more than 300 yards passing.

RANDY WHITE, DT, Maryland

Inducted in 1994...A nine-time Pro Bowler in his 14 years with the Dallas Cowboys...Co-MVP of Super Bowl XII...First round draft pick in 1975...Played in three Super Bowls.



ATLANTIC COAST CONFERENCE
620 SOUTH TRYON STREET • CHARLOTTE, NC 28202

#ACCFOOTBALL | @ACCFOOTBALL | THEACC.COM