



**2019 FOOTBALL
MEDIA GUIDE**
www.BigSkyConf.com





Big Sky Conference
 285 South 200 West
 Farmington, UT 84025
 Website: www.bigskyconf.com

Website

The official website of the Big Sky Conference is www.BigSkyConf.com. Weekly game notes, news releases, statistics and standings can be found by accessing the site.

Players of the Week

Each week of the 2019 football season the Big Sky Conference office selects an offensive, defensive and special teams player of the week. Each week's winners are announced on Monday afternoons. Nominations are made by each institution's sports information director.

Weekly Press Release

The Big Sky Conference communications department produces a weekly football release every Monday during the season. Media can receive the releases as a PDF document via email by contacting Denise Thompson at dthompson@bigskyconf.com.

Social Media

The Big Sky Conference is on social media. Follow the league office on Twitter, Facebook, Instagram and Snapchat at @BigSkyConf. You can also follow the Big Sky Football account on Twitter at @BigSkyFB.

Big Sky Conference Office Staff

Commissioner..... Tom Wistrцил
 Deputy Commissioner..... Dan Satter
 Sr. Assoc. Commissioner/Compliance & Governance/SWA..... Jaynee Nadolski
 Sr. Assoc. Commissioner/Championships.....Jon Kasper
 Asst. Commissioner/Communications and External Affairs..... Denise Thompson
 Director of Communications Blake Barington
 Director of Communications Karl Hunt
 Director of Championships Alex Kelly
 Director of Compliance..... Ty Singletary
 Big Sky Sports Properties..... Brett McPhail
 Supervisor of Football Officials..... Karl Richins
 Supervisor of Women's Basketball/Volleyball Officials Marla Denham
 Supervisor of Softball Officials..... Jim Adrian
 Business Manager Stacy Freeman
 Office Coordinator/Acct. Assistant Desiree McPhail

Table of Contents

Big Sky Conference Football History 2
 Big Sky-Missouri Valley Football Challenge..... 4
 Big Sky and Pro Football 5
 2019 Composite Schedule 6
 Returning All-Conference Performers 7
 Returning Statistical Leaders 8-9
 2018 Season In Review..... 10-13
 Final 2018 Statistics..... 14-20
 2018 Week-by-Week Scores 21
 Team Pages (See Below for Breakdown) 22-60
 Composite All-Time Standings 62
 Year-by-Year Composite Standings 63
 Composite Coaching Records 64
 Year-by-Year Final Standings 65-71
 Year-by-Year All-Conference Teams 72-86
 Multiple First Team All-Big Sky Selections..... 87-88
 Annual Award Winners 89-90
 All-Academic Teams 91-97
 Academic All-America Selections 98
 Big Sky Individual Records..... 99-102
 Big Sky Team Records..... 102-104
 Individual Single-Game Highs 105-106
 Individual Career and Season Bests 107-124
 Defensive Records..... 125
 Team-By-Team Defensive Records 126
 Team Statistical Leaders 127-128
 Offensive Football Trends..... 129-130
 Defensive Football Trends..... 131-132
 Attendance Figures and Records 133
 Postseason History 134-136
 FCS Playoff Results 137-139
 Big Sky in the Final Polls 140
 All-America Selections..... 141-142
 Big Sky Players In Postseason All-Star Games..... 143
 Past Big Sky Players of the Week..... 144-148
 Big Sky Players Drafted by the NFL 149-151

Individual Team Pages

Cal Poly 22-24
 Eastern Washington..... 25-27
 Idaho 28-30
 Idaho State 31-33
 Montana..... 34-36
 Montana State 37-39
 Northern Arizona 40-42
 Northern Colorado 43-45
 Portland State 46-48
 Sacramento State 49-51
 Southern Utah 52-54
 UC Davis 55-57
 Weber State 58-60

Credits

The 2019 Big Sky Conference media guide was written and produced by Denise Thompson. Front cover designed by Denise Thompson. Additional edits and contributions by Big Sky current and former media relations school and conference office representatives. Photos courtesy of Big Sky institutional photographers and professional sports teams.




Eastern Washington receiver Cooper Kupp, 2015 STATS FCS Offensive Player of the Year



Weber State running back/all-purpose player Josh Davis, 2018 STATS FCS Freshman of the Year



Northern Arizona quarterback Case Cookus, 2015 STATS FCS Freshman of the Year



UC Davis head coach Dan Hawkins, 2018 STATS FCS Coach of the Year

The Big Sky Conference has a rich history in football dating back 56 years. Since the Big Sky began playing in the Football Championship Subdivision in 1978, the league has won six national titles - Boise State (1980), Idaho State (1981), Montana State (1984), Montana (1995 & 2001) and Eastern Washington (2010). Big Sky teams have appeared in the championship game 14 times.

In 166 total FCS playoff games, the Big Sky has a record of 90-83 with 10 wins and 10 losses coming against fellow league teams.

With the Big Sky's success in the 2018 playoffs, the league has had at least two teams in the FCS playoffs in 32 of the past 34 years. The Big Sky has had three teams in the playoffs 10 times - 1988, 1990, 1994, 2003, 2009, 2012, 2014, 2015, 2017, and 2018. In 2013, the Big Sky sent four teams to the playoffs for the first time, followed by another four squads in 2016 and 2018. Since 1993, 17 Big Sky teams have made it to at least the semifinals of the playoffs.

The Big Sky has had a pair of squads advance to the quarterfinals five times since 2006 and six times since 2004. In 2018, the league had a record three teams competing in the quarterfinals.

Big Sky teams played in three straight national championship games, with Montana advancing in 2008 and 2009, followed by Eastern Washington in 2010. The Eagles returned to the championship game in 2018.

Montana has appeared in seven national championship games since 1995. Since 2000, nine of the 13 Big Sky teams have made at least one playoff appearance.

NATIONAL INDIVIDUAL AWARDS

The Big Sky Conference has a long and distinguished history of receiving national awards, in several different categories. Prior to 2015, the national awards were presented by The Sports Network, which served as the primary national source covering FCS football. In 2015, the FCS national awards were conducted by STATS, LLC, and in 2016 STATS LLC purchased The Sports Network and began presenting the national awards for Walter Payton, Buck Buchanan, Jerry Rice, Eddie Robinson, and Doris Robinson Scholar-Athlete Awards.

Prior to 2015, the FCS Player of the Year award was named after football legend Walter Payton, before becoming the FCS Offensive Player of the Year award. The Big Sky has won the award eight different times, with Eastern Washington receiver Cooper Kupp winning the award in 2015.

Prior to 2015, the FCS defensive player award was known as the Buck Buchanan Award, before becoming the FCS Defensive Player of the Year award in 2015. The Big Sky has seven all-time winners, with Montana defensive end Tyrone Holmes winning the award in 2015 after leading the nations in sacks.

The Freshman of the Year award was known as the Jerry Rice Award prior to 2015, named after the legendary San Francisco 49er's receiver. The Big Sky has won the award three times, with Cooper Kupp winning the award in 2013. Northern Arizona quarterback Case Cookus, after throwing the most touchdown passes as a freshman in FCS history, won the STATS FCS Freshman of

the Year award in 2015. Weber State's Josh Davis was awarded the rookie honor in 2018 - the third recognition for the Big Sky in the last six years.

Before 2015, the FCS Coach of the Year award was known as the Eddie Robinson Award, before becoming the FCS Coach of the Year award in 2015 as STATS assumed responsibility for the award. In 2015, Portland State coach Bruce Barnum won the award, after leading the Vikings to a 2-0 record against FBS opponents, and a first-round bye in the FCS playoffs. UC Davis' Dan Hawkins became the fourth league coach to earn the honor, as he guided the Aggies to their first Division I FCS playoff appearance, playoff win and numerous school records.

Walter Payton Awards/STATS	
Offensive Player of the Year Winners	
1989	John Friesz, QB, Idaho
1991	Jamie Martin, QB, Weber State
1993	Doug Nussmeier, QB, Idaho
1995	Dave Dickenson, QB, Montana
1996	Archie Amerson, RB, Northern Arizona
2005	Erik Meyer, QB, Eastern Washington
2011	Bo Levi Mitchell, QB, Eastern Washington
2015	Cooper Kupp, WR, Eastern Washington
Buck Buchanan Award/STATS	
Defensive Player of the Year Winners	
2003	Jared Allen, DE, Idaho State
2007	Kroy Biermann, DE, Montana
2008	Greg Peach, DE, Eastern Washington
2010	J.C. Sherritt, DE, Eastern Washington
2012	Caleb Schreibeis, DE, Montana State
2013	Brad Daly, DE, Montana State
2015	Tyrone Holmes, DE, Montana
Jerry Rice Award/STATS	
Freshman of the Year Winners	
2013	Cooper Kupp, WR, Eastern Washington
2015	Case Cookus, QB, Northern Arizona
2018	Josh Davis, RB/AP, Weber State
Eddie Robinson Award/STATS FCS	
Coach of the Year Winners	
1991	Chris Ault, Nevada
2000	Joe Glenn, Montana
2015	Bruce Barnum, Portland State
2018	Dan Hawkins, UC Davis

***Every Down.
Every Day.™***



NCAA.com/FCS

Big Sky Conference • Big South Conference
Colonial Athletic Association • Ivy League
Mid-Eastern Athletic Conference • Missouri Valley Football Conference
Northeast Conference • Ohio Valley Conference • Patriot League
Pioneer Football League • Southern Conference • Southland Conference
Southwestern Athletic Conference



Two of FCS football's power conferences will match up 10 different times during the 2019 football season, as the Big Sky Conference and Missouri Valley Football Conference continue their battle at the top of FCS football. The matchups between the two leagues over the past several years have been epic, and as a result the Big Sky-Missouri Valley Football Challenge Series was created in 2017.

The challenge series was created as an effort to publicize matchups and promote future non-conference scheduling between the two premier FCS conferences.

From 2013-18, the institutions in the two conferences played one another 55 times. During that span, the MVFC holds the advantage although the Big Sky and MVFC split the eight meetings in 2016, 4-4.

Notably, the Big Sky and the MVFC make up two of only three leagues to have two or more playoff teams every year since 1999. Seven teams that played games in the MVFC Challenge Series went on to compete in the 2018 Football Championship Subdivision Playoffs. Since the FCS playoffs began in 1978, the two leagues have combined to produce 15 national champions.

In 2018, the MVFC won the series, 5-3. A total of 12 teams were featured in the eight games with eight different winners.

The two leagues played each other three times during the playoffs with the MVFC taking the slight edge at 2-1.

At the conclusion of the 2018 season, it was the Big Sky and MVFC going head-to-head for the NCAA Division I championship title. North Dakota State defeated Eastern Washington, 38-24, in front of 17,802 fans that piled into Toyota Stadium in Frisco, Texas to watch the two teams play.

When the final STATS FCS Top 25 poll came out, the MVFC had three teams ranked - North Dakota State (1), South Dakota State (3), Northern Iowa (23), while the Big Sky had Eastern Washington (2), Weber State (6), UC Davis (7) and Montana State (17) to lead all conferences with four in the final poll.

Six of the 12 teams competing in the MVFC Challenge Series in 2018 are ranked in the FCS Preseason Top 25 Polls.

Ten Big Sky/MVFC Challenge Series games are scheduled for the 2019 season.

2017 MVFC Series Results

- Sept. 9 North Dakota State 40, Eastern Washington 13
- Sept. 9 Northern Iowa 45, Cal Poly 38 (ot)
- Sept. 9 South Dakota State 31, Montana State 27
- Sept. 9 Western Illinois 38, Northern Arizona 20
- Sept. 9 North Dakota 34, Missouri State 0
- Sept. 16 South Dakota 45, North Dakota 7
- Sept. 16 Southern Utah 24, Northern Iowa 21
- Oct. 7 Northern Arizona 37, Illinois State 16

2018 MVFC Series Results

- Aug. 30 Montana State 26, Western Illinois 23
- Sept. 1 Montana 26, Northern Iowa 23
- Sept. 1 North Dakota State 49, Cal Poly 3
- Sept. 8 South Dakota State 45, Montana State 14
- Sept. 8 South Dakota 43, Northern Colorado 28
- Sept. 15 Western Illinois 31, Montana 27
- Sept. 15 Missouri State 40, Northern Arizona 8
- Sept. 15 Weber State 27, South Dakota 10

2019 MVFC Series Schedule

- Aug. 29 Missouri State at Northern Arizona
- Aug. 31 Montana at South Dakota
- Sept. 7 Southern Utah at Northern Iowa
- Sept. 14 Montana State at Western Illinois
- Sept. 21 Idaho State at Northern Iowa
- Sept. 21 Northern Arizona at Illinois State
- Sept. 21 South Dakota at Northern Colorado
- Sept. 21 UC Davis at North Dakota State
- Sept. 21 Southern Utah at South Dakota State
- Sept. 28 Northern Iowa at Weber State



Ricky Ray raises 2017 Grey Cup Championship Trophy.



Cooper Kupp caught 62 passes for 869 yards and five touchdowns in 2017.



DeShawn Shead made a career-high 81 tackles for the Seattle Seahawks in 2016.

Professional football was again significantly impacted by the Big Sky Conference, as the league continued to make a mark in both the National Football League and the Canadian Football League.

Idaho's Kaden Elliss added to the list of NFL Draft picks for the Big Sky when he was selected by the New Orleans Saints 244th overall in the seventh round in 2019.

In the 2018 NFL Draft, Weber State defensive back and Big Sky Defensive Player of the Year Taron Johnson, was the only conference player drafted when he was selected as the 21st pick of the fourth round to the Buffalo Bills.

Two Big Sky players were drafted in the 2017 NFL Draft, as Cooper Kupp was selected in the third round by the Los Angeles Rams. Kupp was the highest Big Sky selection in the draft since Montana's Trumaine Johnson was selected in the third round by the then-St. Louis Rams. The Rams added to their Big Sky haul in the fourth round in 2017, selecting Eastern Washington's Samson Ebukam.

The Big Sky has had at least one player selected in the NFL Draft since 2001, in the 2017 draft, it was the 13th time that the league had multiple selections.

In 2018, Eastern Washington alum Bo Levi Mitchell was named the CFL's MOP and the MVP of the CFL championship game, as he led the Calgary Stampeders won the Grey Cup. Big Sky great, Montana alum and College Football Hall of Famer Dave Dickenson coached the Stampeders to the Grey Cup title.

The Los Angeles Rams lead all NFL teams with five Big Sky players each - all from Eastern Washington.

FORMER BIG SKY CONFERENCE PLAYERS CURRENTLY IN THE PROS

NFL

Cal Poly

Nick Dzubnar, Los Angeles Chargers

Eastern Washington

Kendrick Bourne, San Francisco
Samson Ebukam, Los Angeles Rams
Taiwan Jones, Buffalo
Cooper Kupp, Los Angeles Rams
Ketner Kupp, Los Angeles Rams
Aaron Neary, Los Angeles Rams
Jake Rodgers, Denver
Jay-Tee Tiuli, Seattle
Nsimba Webster, Los Angeles Rams

Idaho

Jesse Davis, Miami*
Kaden Elliss, New Orleans
Mike Iupati, Seattle*
Benson Mayowa, Oakland*
Elijhaa Penny, New York Giants*

Idaho State

Brian Fineanganofa, Cleveland
Josh Hill, New Orleans
Evan Smith, Tampa Bay

Montana

Tyrone Holmes, Miami
Trumaine Johnson, New York Jets
William Poehls, Indianapolis

Montana State

John Flynn, San Francisco
Mike Person, San Francisco
Alex Singleton, Philadelphia

Northern Arizona

Emmanuel Butler, New Orleans

Northern Colorado

Kyle Slotter, Minnesota
Alex Wesley, New York Giants

Portland State

Kameron Canaday, Pittsburgh
Cornelius Edison, Minnesota
Donovan Olumba, Dallas
Patrick Onwuasor, Baltimore

Sacramento State

DeAndre Carter, Houston

Todd Davis, Denver
Darnell Sankey, New Orleans

Southern Utah

James Cowser, Oakland
Miles Killebrew, Detroit
LeShaun Sims, Tennessee
Josh Thornton, Carolina
Marquez Tucker, Chicago

UC Davis

Keelan Doss, Oakland
Colby Wadman, Denver

Weber State

Taron Johnson, Buffalo
Tre'von Johnson, Los Angeles Chargers
Iosua Opeta, Philadelphia
Andrew Vollert, Los Angeles Chargers

CFL

Eastern Washington

Vernon Adams, Montreal
Victor Gamboa, B.C.
T.J. Lee, B.C.

Bo Levi Mitchell, Calgary
Matt Nichols, Winnipeg
D'Londo Tucker, B.C.

Idaho

David Ungerer, Hamilton

Northern Colorado

Zach Wilkinson, Montreal

Sacramento State

McLeod Bethel-Thompson, Toronto
Jordan Robinson, Edmonton
Brandon Smith, Calgary

*The players listed from Idaho did not compete in the Big Sky, but are Vandals currently on rosters included for reference.

Thursday, Aug. 29

Missouri State at Northern Arizona
Northern Colorado at San Jose State

Saturday, Aug. 31

Montana at South Dakota
Montana State at Texas Tech
Idaho at Penn State
Weber State at San Diego State
San Diego at Cal Poly
Eastern Washington at Washington
Northern Colorado at Washington State
Portland State at Arkansas
UC Davis at Cal
Southern Utah at UNLV
Southern Oregon at Sacramento State

Thursday, Sept. 5

Western Colorado at Idaho State

Friday, Sept. 6

Sacramento State at Arizona State

Saturday, Sept. 7

North Alabama at Montana
Southeast Missouri State at Montana State
Central Washington at Idaho
Cal Poly at Weber State (NC)
Northern Arizona at Arizona
Simon Fraser at Portland State
UC Davis at San Diego
Southern Utah at Northern Iowa
Lindenwood at Eastern Washington
Northern Colorado at Washington State

Saturday, Sept. 14

Montana at Oregon
Montana State at Western Illinois
Idaho at Wyoming
Weber State at Nevada
Cal Poly at Oregon State
Eastern Washington at Jacksonville State
Idaho State at Utah
Western New Mexico at Northern Arizona
Northern Colorado at Sacramento State (NC)
Portland State at Boise State
Lehigh at UC Davis
Stephen F. Austin at Southern Utah

Saturday, Sept. 21

Monmouth at Montana
Norfolk State at Montana State
Idaho State at Northern Iowa
Northern Arizona at Illinois State
South Dakota at Northern Colorado
Sacramento State at Fresno State
UC Davis at North Dakota State
Southern Utah at South Dakota State
Eastern Washington at Idaho (NC)
Eastern Oregon at Portland State

Saturday, Sept. 28

Northern Iowa at Weber State
*Montana at UC Davis
*Northern Arizona at Montana State
*Idaho at Northern Colorado
*Cal Poly at Southern Utah
\$North Dakota at Eastern Washington
*Portland State at Idaho State

Saturday, Oct. 5

*Idaho State at Montana
*Montana State at Cal Poly
*Weber State at Idaho
*Eastern Washington at Sacramento State
\$UC Davis at North Dakota
*Southern Utah at Portland State
*Northern Colorado at Northern Arizona

Saturday, Oct. 12

*Sacramento State at Montana State
*Idaho at Portland State
*Southern Utah at Weber State
*Cal Poly at UC Davis
*Northern Colorado at Eastern Washington
\$North Dakota at Idaho State

Saturday, Oct. 19

*Montana at Sacramento State
*Idaho State at Idaho
*Northern Arizona at Weber State
\$North Dakota at Cal Poly
*UC Davis at Southern Utah
*Portland State Northern Colorado

Saturday, Oct. 26

*Eastern Washington at Montana
\$Montana State at North Dakota
*Weber State at UC Davis
*Sacramento State at Cal Poly
*Idaho State at Southern Utah
*Portland State at Northern Arizona

Saturday, Nov. 2

*Montana at Portland State
*Southern Utah at Montana State
*Cal Poly at Idaho
*Weber State at Sacramento State
*Northern Arizona at Eastern Washington
*Northern Colorado at Idaho State

Saturday, Nov. 9

*Idaho at Montana
\$North Dakota at Weber State
*Eastern Washington at Idaho State
*Montana State at Northern Colorado
*UC Davis at Portland State
*Sacramento State at Northern Arizona

Saturday, Nov. 16

*Weber State at Montana
*Montana State at UC Davis
*Sacramento State at Idaho
*Eastern Washington at Cal Poly
Idaho State at BYU
\$Northern Colorado at North Dakota
*Northern Arizona at Southern Utah

Saturday, Nov. 23

*Montana at Montana State
*Idaho at Northern Arizona
*Idaho State at Weber State
*Cal Poly at Northern Colorado
*Portland State at Eastern Washington
*UC Davis at Sacramento State
\$Southern Utah at North Dakota

**Conference Game*

\$Conference Game for Big Sky Team

FIRST TEAM OFFENSE

Position	Player	Year	School
Wide Receiver	\$Mitch Gueller	Junior	Idaho State
Guard	Noah Johnson	Junior	Idaho
Guard	Ty Whitworth	Sophomore	Weber State
Center	\$Zach Larsen	Junior	Southern Utah
Tight End	Charlie Taumoepeau	Junior	Portland State
Quarterback	*Jake Maier	Junior	UC Davis
Quarterback	*Troy Andersen	Sophomore	Montana State
Running Back	Elijah Dotson	Sophomore	Sacramento State
Running Back	Josh Davis	Freshman	Weber State
Returner	*\$Rashid Shaheed	Sophomore	Weber State

FIRST TEAM DEFENSE

Position	Player	Year	School
End	Jonah Williams	Junior	Weber State
End	Adam Rodriguez	Junior	Weber State
Inside Linebacker	Dante Olson	Junior	Montana
Cornerback	Khalil Dorsey	Junior	Northern Arizona
Punter	Cade Coffey	Sophomore	Idaho

SECOND TEAM OFFENSE

Position	Player	Year	School
Wide Receiver	Samuel Akem	Sophomore	Montana
Wide Receiver	Michael Dean	Junior	Idaho State
Tackle	Chris Schlichting	Junior	Eastern Washington
Tackle	Mitch Brott	Junior	Montana State
Guard	Kaleb Levao	Senior	Eastern Washington
Guard	Tyler Whisenhunt	Junior	Cal Poly
Center	Spencer Blackburn	Senior	Eastern Washington
Tight End	Wes Preece	Junior	UC Davis
Kicker	Trey Tuttle	Sophomore	Weber State
Returner	Jerry Louie-McGee	Junior	Montana

SECOND TEAM DEFENSE

Position	Player	Year	School
End	Mitchell Johnson	Freshman	Eastern Washington
Outside Linebacker	Bryce Sterk	Junior	Montana State
Punter	Doug Lloyd	Junior	Weber State
Special Teams	Jace Lewis	Sophomore	Montana

THIRD TEAM OFFENSE

Position	Player	Year	School
Wide Receiver	Jared Harrell	Sophomore	UC Davis
Wide Receiver	J.J. Koski	Junior	Cal Poly
Guard	Korbin Sorenson	Sophomore	Portland State
Quarterback	Eric Barriere	Sophomore	Eastern Washington
Running Back	Ulonzo Gilliam	Freshman	UC Davis
Kicker	Cody Williams	Freshman	Portland State
Returner	Judd Cockett	Sophomore	Southern Utah

THIRD TEAM DEFENSE

Position	Player	Year	School
Tackle	Kenton Bartlett	Junior	Portland State
Tackle	Jalen Goss	Junior	Northern Arizona
End	Jesse Sims	Junior	Montana
Outside Linebacker	Auston Tesch	Junior	Weber State
Inside Linebacker	Christian Elliss	Sophomore	Idaho
Inside Linebacker	Kody Graves	Junior	Idaho State

* - Unanimous All-First Team Selection

\$ - Two-Time All-Big Sky First Team Selection

RUSHING	Team	Cl	G	Att	Yds	Avg	TD	Long	Yds/G
2. DOTSON, Elijah	SAC	SO	10	185	1154	6.2	9	83	115.4
3. DAVIS, Josh	WSU	FR	12	250	1362	5.4	9	95	113.5
4. ANDERSEN, Troy	MSU	SO	13	206	1412	6.9	21	71	108.6
8. IFANSE, Isaiah	MSU	FR	13	197	1057	5.4	7	74	81.3
9. FLANAGAN, Ty	ISU	JR	11	132	844	6.4	8	59	76.7
10. GREEN, Jay	SUU	JR	11	162	829	5.1	7	62	75.4

PASSING AVG/GAME	Team	Cl	G	Att	Cmp	Int	Pct.	Yds	TD	Avg/G
1. MAIER, Jake	UCD	JR	13	557	364	10	65.4	3931	34	302.4
3. SNEED, Dalton	UM	JR	11	384	241	7	62.8	2723	22	247.5
4. BARRIERE, Eric	EWU	SO	13	311	190	9	61.1	2450	24	188.5
5. CONSTANTINE, J.	WSU	SO	12	341	208	12	61.0	2205	18	183.8
6. PETRINO, Mason	IDAHO	JR	11	333	199	8	59.8	1953	15	177.5
7. ALEXANDER, Davis	PSU	SO	11	238	126	7	52.9	1786	11	162.4
8. ANDERSEN, Troy	MSU	SO	13	208	115	7	55.3	1195	3	91.9
10. EASON, Jalani	PSU	SO	11	40	21	0	52.5	343	3	31.2

PASS EFFICIENCY	Team	Cl	G	Att	Cmp	Int	Pct.	Yds	TD	Eff.
3. EASON, Jalani	PSU	SO	11	40	21	0	52.5	343	3	149.3
4. BARRIERE, Eric	EWU	SO	13	311	190	9	61.1	2450	24	146.9
5. MAIER, Jake	UCD	JR	13	557	364	10	65.4	3931	34	141.2
6. SNEED, Dalton	UM	JR	11	384	241	7	62.8	2723	22	137.6
7. CONSTANTINE, J.	WSU	SO	12	341	208	12	61.0	2205	18	125.7
8. ALEXANDER, Davis	PSU	SO	11	238	126	7	52.9	1786	11	125.3
9. PETRINO, Mason	IDAHO	JR	11	333	199	8	59.8	1953	15	119.1
10. ANDERSEN, Troy	MSU	SO	13	208	115	7	55.3	1195	3	101.6

TOTAL OFFENSE	Team	Cl	G	Rush	Pass	Plays	Total	Yds/G
2. SNEED, Dalton	UM	JR	11	675	2723	515	3398	308.9
3. MAIER, Jake	UCD	JR	13	-17	3931	594	3914	301.1
4. BARRIERE, Eric	EWU	SO	13	613	2450	410	3063	235.6
5. ALEXANDER, Davis	PSU	SO	11	424	1786	350	2210	200.9
6. ANDERSEN, Troy	MSU	SO	13	1412	1195	414	2607	200.5
7. PETRINO, Mason	IDAHO	JR	11	245	1953	410	2198	199.8
8. CONSTANTINE, J.	WSU	SO	12	-108	2205	387	2097	174.8

PUNT RETURN AVG	Team	Cl	G	Ret	Yds	TD	Long	Avg
1. LOUIE-McGEE, J.	UM	JR	11	24	237	0	46	9.9
2. THOMAS, Isaiah	UCD	SO	13	32	160	0	34	5.0

KICK RETURN AVG	Team	Cl	G	Ret	Yds	TD	Long	Avg.
1. FLOWERS, Malik	UM	FR	11	22	607	1	95	27.6
3. ISON, J.	NC	FR	10	20	425	0	46	21.2

RECEIVE YDS/GAME	Team	Cl	G	Rec	Yds	TD	Long	Avg/C	Yds/G
1. GUELLER, Mitch	ISU	JR	11	62	1259	9	67	20.3	114.5
5. AKEM, Samuel	UM	SO	11	59	879	13	68	14.9	79.9
6. DEAN, Michael	ISU	JR	11	49	863	10	63	17.6	78.5
7. HARRELL, Jared	UCD	SO	13	62	896	5	77	14.5	68.9
9. TAUMOEPEAU, C.	PSU	JR	9	28	580	5	75	20.7	64.4

RECEPTIONS/GAME	Team	Cl	G	Rec	Yds	TD	Long	Avg/C	Rec/G
4. GUELLER, Mitch	ISU	JR	11	62	1259	9	67	20.3	5.64
6. AKEM, Samuel	UM	SO	11	59	879	13	68	14.9	5.36
7. HARRELL, Jared	UCD	SO	13	62	896	5	77	14.5	4.77
8. HAYWOOD, C.	IDAHO	FR	11	51	489	6	30	9.6	4.64
9. DEAN, Michael	ISU	JR	11	49	863	10	63	17.6	4.45
COTTON, Jeff	IDAHO	JR	11	49	656	7	73	13.4	4.45

PUNTING	Team	Cl	G	Punt	Yds	Long	Avg
2. ARNSON, DJ	NAU	SO	10	54	2410	64	44.6
3. COFFEY, Cade	IDAHO	SO	11	64	2825	80	44.1
5. PADMOS, Jered	MSU	JR	13	66	2777	66	42.1
7. ROOT, C.	NC	JR	10	45	1878	68	41.7

8. WHELAN, Daniel	UCD	SO	13	67	2758	58	41.2
9. LLOYD, Doug	WSU	JR	13	80	3214	57	40.2
10. RYAN, Kevin	ISU	FR	11	50	1997	63	39.9

ALL PURPOSE	Team	Cl	G	Rush	Rcv	PR	KR	Yds	Avg/G
2. DAVIS, Josh	WSU	FR	12	1362	193	224	0	1779	148.2
3. DOTSON, Elijah	SAC	SO	10	1154	160	0	0	1314	131.4
4. GUELLER, Mitch	ISU	JR	11	0	1259	0	0	1259	114.5
7. ANDERSEN, Troy	MSU	SO	13	1412	32	0	0	1444	111.1
9. GILLIAM, Ulonzo	UCD	FR	13	976	385	0	0	1361	104.7
10. SHAHEED, Rashid	WSU	SO	13	7	442	212	651	1312	100.9

SCORING	Team	Cl	G	TD	XPT	FG	2XP	Pts	Pts/G
1. ANDERSEN, Troy	MSU	SO	13	21	0	0	2	128	9.8
3. GILLIAM, Ulonzo	UCD	FR	13	17	0	0	2	104	8.0
4. SHEIDOW, C.	ISU	FR	11	0	46	12	0	82	7.5
5. O'ROURKE, Max	UCD	JR	13	0	56	13	0	95	7.3
6. TUTTLE, Trey	WSU	SO	13	0	37	19	0	94	7.2
8. SEMENZA, Tim	UM	JR	11	0	40	13	0	79	7.2
9. AKEM, Samuel	UM	SO	11	13	0	0	0	78	7.1

SCORING (TDs)	Team	Cl	G	TD	Rush	Pass	Ret	PAT	Pts	Pts/G
1. ANDERSEN, Troy	MSU	SO	13	21	21	0	0	1	128	9.8
2. GILLIAM, Ulonzo	UCD	FR	13	17	13	4	0	1	104	8.0
3. AKEM, Samuel	UM	SO	11	13	0	13	0	0	78	7.1
PROTHEROE, Joe	CP	SR	11	13	13	0	0	0	78	7.1
5. ALEXANDER, Davis	PSU	SO	11	12	12	0	0	0	72	6.5
6. MADISON, James	ISU	SR	11	11	11	0	0	0	66	6.0
7. McPHERSON, Sam	EWU	SR	15	14	13	1	0	0	84	5.6
8. DEAN, Michael	ISU	JR	11	10	0	10	0	0	60	5.5
9. DOTSON, Elijah	SAC	SO	10	9	9	0	0	0	54	5.4
JENKINS, Khaleel	CP	SR	10	9	9	0	0	0	54	5.4

FIELD GOALS	Team	Cl	G	FG	FGA	Pct.	FG/G
1. TUTTLE, Trey	WSU	SO	13	19	29	65.5	1.46
3. SEMENZA, Tim	UM	JR	11	13	17	76.5	1.18
6. SHEIDOW, C.	ISU	FR	11	12	18	66.7	1.09
7. BAILEY, Tristan	MSU	JR	13	14	19	73.7	1.08
8. WILLIAMS, Cody	PSU	FR	11	11	14	78.6	1.00
O'ROURKE, Max	UCD	JR	13	13	17	76.5	1.00
10. COFFEY, Cade	IDAHO	SO	11	8	11	72.7	0.73

SCORING (KICK)	Team	Cl	G	PATs	FGs	Pts	Pts/G
2. SHEIDOW, C.	ISU	FR	11	46-49	12-18	82	7.5
3. O'ROURKE, Max	UCD	JR	13	56-57	13-17	95	7.3
4. TUTTLE, Trey	WSU	SO	13	37-38	19-29	94	7.2
6. SEMENZA, Tim	UM	JR	11	40-43	13-17	79	7.2
8. WILLIAMS, Cody	PSU	FR	11	37-37	11-14	70	6.4
9. BAILEY, Tristan	MSU	JR	13	40-44	14-19	82	6.3
10. COFFEY, Cade	IDAHO	SO	11	34-36	8-11	58	5.3

PAT KICKING PCT	Team	Cl	G	Made	Att	Pct.
1. WILLIAMS, Cody	PSU	FR	11	37	37	100.0
5. O'ROURKE, Max	UCD	JR	13	56	57	98.2
6. TUTTLE, Trey	WSU	SO	13	37	38	97.4
7. AGUILAR, Luis	NAU	SO	10	23	24	95.8
8. COFFEY, Cade	IDAHO	SO	11	34	36	94.4
9. SHEIDOW, C.	ISU	FR	11	46	49	93.9
10. SEMENZA, Tim	UM	JR	11	40	43	93.0

TACKLES (All positions)

Player	Team	Cl	G	Pos	Solo	Ast	Total	Avg/G	Sack
1. OLSON, Dante	UM	JR	11		57	94	151	13.7	6.0
3. SHOTWELL, Matt	CP	SO	10	LB	57	33	90	9.0	1.5
5. HAUCK, Robby	UM	FR	11		41	54	95	8.6	0.0
7. GRAVES, Kody	ISU	JR	10	LB	37	46	83	8.3	1.0

9.	NELSON, L.	NC	JR	11		51	35	86	7.8	0.5
11.	NAVARRO, Nik	CP	JR	11	LB	66	17	83	7.5	5.0
13.	VANCE, Tristen	NAU	JR	10	LB	31	42	73	7.3	0.0
15.	ELLISS, C.	IDAHO	SO	11		46	33	79	7.2	0.0
16.	KONKOL, Brayden	MSU	JR	13		58	35	93	7.2	1.0
18.	OJOH, Chris	EWU	SO	15	LB	59	46	105	7.0	2.0
	AGUIRRE, Adkin	ISU	JR	11	DB	44	33	77	7.0	0.0

SACKS										
	Team	CI	G	Pos	Solo	Ast	Yds	Total	Avg/G	
2.	STERK, Bryce	MSU	JR	13	DE	8	1	40	8.5	0.65
3.	RODRIGUEZ, Adam	WSU	JR	13		6	2	44	7.0	0.54
6.	OLSON, Dante	UM	JR	11		5	2	43	6.0	0.55
9.	NAVARRO, Nik	CP	JR	11	LB	5	0	31	5.0	0.45
10.	JOHNSON, M.	EWU	FR	15	DL	4	1	33	4.5	0.30

TACKLES FOR LOSS										
	Team	CI	G	Pos	Solo	Ast	Yds	Total	Avg/G	
2.	STERK, Bryce	MSU	JR	13	DE	16	2	58	17.0	1.31
4.	RODRIGUEZ, Adam	WSU	JR	13		11	8	64	15.0	1.15
6.	NAVARRO, Nik	CP	JR	11	LB	12	0	54	12.0	1.09
9.	OLSON, Dante	UM	JR	11		8	6	55	11.0	1.00

FUMBLES FORCED						
	Team	CI	G	No.	Avg/G	
2.	OLSON, Dante	UM	JR	11	3	0.27
4.	THOMAS, C.	NAU	SO	8	2	0.25
5.	KING, Devon	UCD	FR	13	3	0.23
6.	JACKSON, J.	NC	SO	10	2	0.20
9.	STANLEY, AJ	SUU	FR	11	2	0.18
	NELSON, L.	NC	JR	11	2	0.18

FUMBLES RCVD						
	Team	CI	G	No.	Avg/G	
2.	KONKOL, Brayden	MSU	JR	13	3	0.23
5.	MCFARLAND, C.	ISU	JR	11	2	0.18

PASSES DEFENDED								
	Team	CI	G	Brup	Int	Total	Avg/G	
3.	HIGHTOWER, L.	IDAHO	JR	11	13	1	14	1.27
6.	DORSEY, Khalil	NAU	JR	10	6	3	9	0.90
10.	BROWN, Caleb	ISU	JR	11	6	3	9	0.82

INTERCEPTIONS									
	Team	CI	G	Int	Yds	TD	Long	Int/G	
1.	ALLEYNE, Jahque	MSU	JR	11	5	102	0	47	0.45
9.	DORSEY, Khalil	NAU	JR	10	3	10	0	10	0.30

2018 Big Sky Football Standings

	BIG SKY GAMES					ALL GAMES					STREAK
	W	L	PCT.	PF	PA	W	L	PCT.	PF	PA	
Eastern Washington#	7	1	.875	384	135	12	3	.769	516	356	L1
UC Davis#	7	1	.875	356	217	10	3	.769	362	275	L1
Weber State*	7	1	.875	235	161	10	3	.769	370	370	L1
Montana State#	5	3	.625	238	212	8	5	.615	388	363	L2
Idaho State	5	3	.625	279	260	6	5	.545	373	314	L1
Montana	4	4	.500	272	244	6	5	.545	315	400	W2
Cal Poly	4	4	.500	251	312	5	6	.455	258	322	W1
Northern Arizona	3	4	.429	194	241	4	6	.400	302	398	L3
Portland State	3	5	.375	206	250	4	7	.364	274	412	L3
Idaho	3	5	.375	195	260	4	7	.364	262	391	L2
Northern Colorado	2	6	.250	195	303	2	9	.182	281	456	L5
Southern Utah	1	7	.125	195	312	1	10	.091	241	354	L7
Sacramento State	0	7	.000	144	294	2	8	.200	-	-	-
North Dakota^	4	4	.500	214	167	-	-	-	-	-	-

^Due to a scheduling consortium, games against North Dakota will count as a Big Sky Conference game in the league standings. Standings included only for reference.

**Big Sky Co-Champion and Automatic Qualifier*

#At-Large Playoff Bid

2018 Individual Award Winners

Offensive MVP..... Jake Maier, UC Davis
 Defensive MVP..... Jay-Tee Tiuli, Eastern Washington
 Newcomer of the YearDalton Sneed, Montana
 Freshman of the YearJosh Davis, Weber State
 Coach of the Year Dan Hawkins, UC Davis
 Aaron Best, Eastern Washington

Division I FCS Playoffs

First Round

Montana State 35, Incarnate Word 14
 James Madison 20, Delaware 6
 Duquesne 31, Towson 10
 Wofford 19, Elon 7
 Nicholls 49, San Diego 30
 UNI 16, Lamar 13
 Jacksonville State 34, ETSU 27
 SE Missouri State 28, Stony Brook 14



Second Round

#1 North Dakota State 52, Montana State 10
 #8 Colgate 23, James Madison 20
 #5 South Dakota State 51, Duquesne 6
 #4 Kennesaw State 13, Wofford 10
 #3 Eastern Washington 42, Nicholls 21
 #6 UC Davis 23, UNI 16
 #7 Maine 55, Jacksonville State 27
 #2 Weber State 48, Southeast Missouri State 23

Quarterfinals

#7 Maine 23, #2 Weber State 18
 #1 North Dakota State 35, #8 Colgate 0
 #5 South Dakota State 27, #4 Kennesaw State 17
 #3 Eastern Washington 34, #6 UC Davis 29

Semifinals

#1 North Dakota State 44, #5 S. Dakota State 21
 #3 Eastern Washington 50, #7 Maine 19

Championship

#1 North Dakota State 38, #3 Eastern Washington 24

2018 Players of the Week

Offense

Sept. 3 Ulonzo Gilliam, UCD
 Sept. 10..... Gage Gubrud, EWU
 Sept. 17..... Joe Protheroe, CP
 Sept. 24..... Dalton Sneed, UM
 Oct. 1 James Madison, ISU
 Oct. 8 Tanner Gueller, ISU
 Oct. 15..... Jake Maier, UCD
 Oct. 22..... Michael Dean, ISU
 Oct. 29..... Jake Constantine, WSU
 Nov. 5..... Isaiah Ifanse, MSU
 Nov. 12..... Joe Protheroe, CP
 Nov. 19 Jake Maier, UCD
 Eric Barriere, EWU

Defense

Sept. 3 Dante Olson, UM
 Sept. 10..... Dante Olson, UM
 Sept. 17..... Landon Stice, WSU
 Sept. 24..... Kody Graves, ISU
 Oct. 1 Dante Olson, UM
 Oct. 8 Jalen Goss, NAU
 Oct. 15..... Jawian Harrison, WSU
 Oct. 22..... Luke Nelson, UNC
 Oct. 29..... Mason Moe, UCD
 Nov. 5..... Christian Holland, ISU
 Nov. 12..... Nzuzui Webster, EWU
 Dominic Frasch, CP
 Nov. 19 Grant Collins, MSU

Special Teams

Sept. 3 Tristan Bailey, MSU
 Sept. 10..... Daniel Whelan, UCD
 Sept. 17..... Owen Hoolihan, SAC
 Sept. 24..... Rashid Shaheed, WSU
 Oct. 1 Roldan Alcobendas, EWU
 Oct. 8 Cody Williams, PSU
 Oct. 15..... Roldan Alcobendas, EWU
 Oct. 22..... Cade Coffey, UI
 Oct. 29..... Daniel Whelan, UCD
 Nov. 5..... Jalen Hoover, UI
 Nov. 12..... Roldan Alcobendas, EWU
 Nov. 19 Daniel Whelan, UCD
 Jered Padmos, MSU

FCS STATS Top 25 Poll (Final)

RK	School	Rec.	Pts
1	North Dakota State (15-0)	3900 (156)	1
2	Eastern Washington (12-3)	3741	4
3	South Dakota State (10-3)	3563	5
4	Maine (10-4)	3299	12
5	Kennesaw State (11-2)	3224	2
6	Weber State (10-3)	3096	3
7	UC Davis (10-3)	2939	7
8	Colgate (10-2)	2836	9
9	James Madison (9-4)	2532	6
10	Jacksonville State (9-4)	2360	8
11	Princeton (10-0)	2189	10
12	North Carolina A&T (10-2)	2136	11
13	Wofford (9-4)	2135	13
14	Nicholls (9-4)	1951	14
15	Southeast Missouri State (9-4)	1587	20
16	Stony Brook (7-5)	1163	15
17	Montana State (8-5)	1157	23
18	Dartmouth (9-1)	981	18
19	Elon (6-5)	909	17
20	Towson (7-5)	803	16
21	Duquesne (9-4)	699	NR
22	ETSU (8-4)	686	22
23	UNI (7-6)	676	NR
24	Delaware (7-5)	670	21
25	San Diego (9-3)	635	19

AFC A FCS Coaches Top 25 Poll (Final)

RK	School	Pts.	Prev. Rank	Rec.
1	NORTH DAKOTA STATE (26)	15-0	650	1
2	EASTERN WASHINGTON	12-3	623	3
3	SOUTH DAKOTA STATE	10-3	590	5
4	KENNESAW STATE	11-2	558	2
5	MAINE	10-4	521	14
6	WEBER STATE	10-3	502	4
7	COLGATE	10-2	492	7
8	UC DAVIS	10-3	468	10
9	PRINCETON	10-0	432	8
10	JAMES MADISON	9-4	405	6
11	NORTH CAROLINA A&T	10-2	388	11
12	WOFFORD	9-4	364	12
13	JACKSONVILLE STATE	9-4	347	9
14	NICHOLLS	9-4	328	13
15	DARTMOUTH	9-1	275	15
16	SOUTHEAST MISSOURI STATE	9-4	235	20
17	MONTANA STATE	8-5	193	24
18	STONY BROOK	7-5	161	16
19	ELON	6-5	153	17
20	SAN DIEGO	9-3	133	18
21	EAST TENNESSEE STATE	8-4	128	21
22	TOWSON	7-5	92	19
23	DELAWARE	7-5	89	23
24	DUQUESNE	9-4	83	NR
25	INDIANA STATE	7-4	77	22

2018 Big Sky Rewind

Two thousand and eighteen was a pretty exciting year for Big Sky Football. Heading into the season, Eastern Washington was picked to win it all by both the head coaches and the media, Idaho rejoined the league for the first time since 1995, and three teams were ranked in the preseason top 25 polls.

By the end of the season, the Big Sky was playing football in January, the league had the most teams in the FCS with a seeded ranking in the playoffs and the Big Sky's presence at the STATS FCS Banquet saw a pair of individuals earn top honors.

Three teams finished with 10 or more wins for first time in league history. UC Davis' 10 wins were a program Division I high, while Weber State's 100 wins gave the Wildcats their second straight season reaching the double-digit win mark. Eastern Washington reached 12 wins on the season.

The Big Sky Conference had four teams advance to the 2018 Football Championship Subdivision (FCS) Playoffs. After a highly competitive season - Eastern Washington (3), Weber State (4) and UC Davis (6) all received first-round byes and were seeded. Montana State was the league's fourth team in. The Bobcats made it to the second round after a 35-14 defeat over Incarnate Word in the opening round, before falling to eventual champion and top-seeded North Dakota State, 52-10. Weber State beat Southeast Missouri 41-23 in the second round before falling to No. 7 seeded Maine at home, 23-18. UC Davis knocked off Northern Iowa, 23-16, and Eastern Washington beat Nicholls, 42-21, to set up a quarterfinal match-up between the two programs. The thriller between the Eagles and Aggies saw Eastern Washington prevail, 34-29, in the final seconds. The Eagles used that momentum to crush Maine, 50-19, and advance to the NCAA Division I Championship Game. The Eagles' appearance in the championship game was the first for them and any Big Sky school since 2010. Eastern Washington went toe-to-toe with North Dakota State, but came up short falling 38-24.

Two Big sky schools captured wins over FBS teams. UC Davis kicked off the #FearTheFCS victories with a 44-38 win at San Jose. Two days later, Northern Arizona thumped UTEP, 30-10 on the road.

The 2018 Big Sky Championship trophy was handed out to a trio of programs - Eastern Washington, UC Davis and Weber State - all of whom finished with a 7-1 conference record. It was the 10th crown for the Eagles, the first for the Aggies and the sixth for the Wildcats.

With the announcement of the 2018 Big Sky Fall All-Academic teams last week, football saw a record 205 student-athletes honored. To be selected to the team all student-athletes must meet the criteria of a 3.2 cumulative grade point average and have played in 50 percent of its teams' games. Twelve student-athletes earned CoSIDA Academic All-District honors, while three were named CoSIDA Academic All-Americans.

The Big Sky landed three players on the Football Championship Subdivision Athletics Directors Association (FCS ADA) 21st Annual Academic All-Star Team. Idaho senior linebacker Ed Hall, UC Davis junior tight end Wes Preece and Montana junior linebacker Dante Olson were all recognized.

Ten players earned a total of 12 National Player of the Week honors by STATS FCS and the College Football Performance Awards (CFPA) in 2018. Idaho State's Tanner Gueller and Weber State's Josh Davis earned multiple honors.

By the time the last All-America honors were released, the Big Sky had 22 different players earn over 64 honors. Eastern Washington's Roldan Alcobendas, Montana's Dante Olson, Weber State's Iosua Opeta, and Cal Poly's Joe Protheroe all earned seven All-America honors apiece.

To top it off, 10 players were selected to play in various senior all-star games to cap off their collegiate careers. The Reese's Senior Bowl participants were UC Davis senior Keelan Doss and Northern Colorado wide receiver Alex Wesley. UNC long snapper Jacob Bobenmoyer competed at the East-West Shrine Game, while Idaho State defensive back Andrew Whittier competed in the FCS National Bowl.

The Big Sky's largest competitor list was for the NFLPA Collegiate Bowl. Idaho State offensive tackle Brian Fineanganofa, Northern Arizona wide receiver Emmanuel Butler, Eastern Washington cornerback Josh Lewis, Weber State offensive guard Iosua Opeti, Eastern Washington defensive tackle Jay-Tee Tiuli, and Southern Utah offensive guard Marquez Tucker were all selected.

Four Big Sky teams finished the 2018 campaign ranked in the FCS Top 25 polls, announced by the American Football Coaches Association (AFCA) and STATS FCS. In the Athlon Sports Power poll, the league earned four spots. The Eastern Washington Eagles (12-3) ended their season at the NCAA Division I Championship game as runners-up. The Eagles were ranked No. 2 in both polls, as they won 12 games for the fifth time in school history. Weber State (10-3) finished the 2018 campaign ranked No. 6 in both polls. The Wildcats advanced all the way to the FCS Playoff quarterfinals after earning a first-round bye for the first time ever. UC Davis (10-3) was voted No. 8 in the FCS STATS poll and No. 8 in the AFCA poll after posting its best record in school history as an FCS competitor. The Aggies earned a share of the conference crown, advanced to the FCS Playoffs for the first time in school history and earned an at-large bid and a first-round bye. Montana State was slotted No. 17 in both FCS polls. The Bobcats capped the season with an appearance in the FCS Playoff second round and an 8-5 overall mark. Montana State reached eight wins for the first time since 2014. Montana (6-5) received votes in the STATS FCS poll, while Idaho State (6-5) earned votes in the AFCA poll. Both teams entered the final week of the regular season with a chance at an at-large bid to the playoffs. The Eagles (2nd), Weber State (6th), UC Davis (7th), and Montana State (16th) all were slated in the final Athlon Sports Power Poll.

UC Davis junior quarterback Jake Maier was voted the league's Offensive Player of the Year. Eastern Washington defensive tackle Jay-Tee Tiuli was named the Big Sky Defensive Player of the Year. Montana quarterback Dalton Sneed was named the Newcomer of the Year. Weber State's Josh Davis was voted the league's Freshman of the Year. Cal Poly fullback Joe Protheroe is the lone three-time All-First Team honoree on the all-conference list. Weber State led all league schools with 13 First Team All-Big Sky honorees and 19 accolades total. UC Davis' Dan Hawkins and Eastern Washington's Aaron Best were named co-Big Sky Coaches of the Year.

Only one person picked UC Davis to finish first in the preseason league polls, yet the Aggies won their season opener against San Jose State of the FBS, earned a share of the Big Sky title and captured a playoff berth and a first-round bye. For that and more, UC Davis' Dan Hawkins was named the 2018 STATS FCS Eddie Robinson Award winner. The award is given to the top coach in the FCS. In his second season, Hawkins took a team that posted back-to-back 2-9 records and with the same group of players posted a program-record 10-3 overall and 7-1 league record. The Aggies won as many as six straight games, in addition to earning their first-ever national ranking (ranked as high as No. 4). UC Davis' overall win total against Division I opponents equaled that of the four years preceding Hawkins' arrival. The Aggies captured their first-ever Big Sky championship and advanced to the FCS playoffs for the first time in school history, picking up a victory in the second round. Hawkins becomes the fourth coach in Big Sky history to win the Robinson Award. Nevada's Chris Ault (1991), Montana's Joe Glenn (2000) and Portland State's Bruce Barnum (2015) have all received the honor.

Weber State running back Josh Davis was named the STATS FCS Jerry Rice Award winner. The award honors the nation's top freshman in the FCS. At the conclusion of the regular season, Davis had earned Big Sky Freshman of the Year honors and was the only rookie to be named to the All-Big Sky First Team on either side of the ball. The all-purpose player ranked third in the FCS in all-purpose yards per game (170.00) and sixth in total all-purpose yards (1,700). He had seven games of 100-plus rushing yards and two games with 200-plus with a season-high of 225. During the playoffs, Davis added 79 rushing yards in the playoffs to finish with 1,362 for his freshman campaign. Overall, Davis concluded his rookie season with 1,779 all-purpose yards at an average of 161.1 yards per game. Fellow Big Sky freshmen Robby Hauck of Montana and Ulonzo Gilliam of UC Davis finished seventh and ninth in voting. Previous Big Sky Jerry Rice Award winners include Eastern Washington's Cooper Kupp (2014) and Northern Arizona's Case Cookus (2015).

Montana linebacker Dante Olson finished third in voting for the 2018 STATS FCS Buck Buchanan Award. Olson led the Big Sky and FCS with a school-record 151 tackles – 57 solo and 94 assisted at the end of the regular season. He ranked fourth in the league in sacks (6.0) and eighth in tackles for loss (11.0). The junior forced a trio of fumbles, had two interceptions for 51 yards, five quarterback hurries, and three pass breakups. He recorded double-digit tackles in 9 out of 11 games. For six straight weeks Olson led the FBS and FCS in tackles per game. He finished his season first in the FCS in tackles at 13.7 a game. UC Davis linebacker Mason Moe finished 12th in the voting.

The Big Sky had three finalists for the Walter Payton Award. Cal Poly fullback Joe Protheroe finished fourth in voting after leading the nation in rushing yards with 1,810. UC Davis quarterback Jake Maier was sixth in voting, while Aggie wide receiver Keelan Doss finished 13th in voting.

Eastern Washington's Roldan Alcobendas earned the 2018 Fred Mitchell Outstanding Place-Kicker Award, which is presented to the nation's top collegiate place-kicker among more than 750 FCS, Division II, III, NAIA and NJCAA football teams. A First Team All-Big Sky kicker and punter in 2018, Alcobendas broke the single season school record for kick-scoring points with 107 and shattered the career mark.

Best was named HERO Sports Coach of the Year. EWU head coach Aaron Best was declared by Hero Sports as the FCS Coach of the Year in voting. Best received nearly 40 percent of the total votes cast, with a total of 2,078.

BIG SKY INDIVIDUALS AMONG NCAA FCS RANKINGS

The Conference leaders and their NCAA Ranking

Category	Name	School	Statistics	NCAA Rank
Rushing	Joe Protheroe	Cal Poly	1,810	1st
Passing Efficiency	Tanner Gueller	Idaho State	153.7	9th
Total Offense	Tanner Gueller	Idaho State	315.5	5th
Rec./Game	Keelan Doss	UC Davis	9.1	3rd
Rec.Yds/Game	Mitch Gueller	Idaho State	114.5	4th
Punting	Roldan Alcobendas	Eastern Washington	44.9	2nd
Punt Returns	David Ungerer	Idaho	14.1	5th
Kickoff Returns	Rashid Shaheed	Weber State	34.3	2nd
Field Goals/Game	Trey Tuttle	Weber State	1.46	9th
Scoring	Troy Andersen	Montana State	9.8	3rd
All-Purpose Yards	Joe Protheroe	Cal Poly	167.45	4th
Tackles	Dante Olson	Montana	13.7	1st
Interceptions/Game	Jahque Alleyne	Montana State	0.5	9th
Sacks	Mason Moe	UC Davis	0.81	17th
Tackles-for-Loss	Mason Moe	UC Davis	1.6	13th



Cal Poly fullback Joe Protheroe led the nation in rushing yards.

BIG SKY TEAMS LEADERS AMONG NCAA FCS RANKINGS

The Conference Leaders and Their NCAA Ranking

Category	School	Statistics	NCAA Rank
Rushing Offense	Cal Poly	330.8	4th
Passing Offense	UC Davis	322.8	3rd
Total Offense	Eastern Washington	528.2	3rd
Scoring Offense	Eastern Washington	43.1	4th
Rush Defense	Cal Poly	330.8	4th
Pass Defense	Northern Arizona	179.7	8th
Total Defense	Weber State	317.7	20th
Scoring Defense	Weber State	21.2	16th
Net Punting	Idaho	40.05	2nd
Punt Returns	Idaho	17.00	5th
Kickoff Returns	Weber State	26.48	4th
Turnover Margin	Montana State	0.77	12th
Sacks	Weber State	3.08	12th



Montana linebacker Dante Olson led the FCS in tackles with 13.7 per game.

BIG SKY TEAMS IN THE STATS TOP 25 POLL

Team	Pre.	1	2	3	4	5	6	7	8	9	10	11	12	Final
EWU	9	6	6	6	5	5	4	9	5	5	5	4	4	2
WSU	8	10	11	7	6	6	13	7	4	4	3	3	3	6
UM	24	14	15	20	17	14	22	NR	NR	NR	NR	NR	NR	NR
NAU	NR	18	20	NR	NR	NR	NR	NR	NR	NR	NR	NR	NR	NR
UCD	NR	NR	23	21	19	16	14	10	6	6	4	9	7	7
ISU	NR	NR	NR	NR	NR	NR	NR	NR	NR	NR	24	NR	NR	NR
MSU	NR	NR	NR	NR	NR	NR	NR	NR	NR	NR	NR	25	23	17

BIG SKY TEAMS IN THE AFCA COACHES' TOP 25 POLL

Team	Pre.	1	2	3	4	5	6	7	8	9	10	11	12	Final
EWU	7	5	5	T6	5	T4	3	8	4	4	3	3	3	2
WSU	8	13	13	8	7	7	13	9	5	5	4	4	4	6
UM	25	16	16	20	18	15	23	NR	NR	NR	NR	NR	NR	NR
NAU	NR	20	22	NR	NR	NR	NR	NR	NR	NR	NR	NR	NR	NR
UCD	NR	NR	NR	25	22	21	19	16	13	9	7	11	10	8
ISU	NR	NR	NR	NR	NR	NR	NR	NR	NR	NR	25	NR	NR	NR
MSU	NR	NR	NR	NR	NR	NR	NR	NR	NR	NR	NR	NR	24	17



Eastern Washington's Roldan Alcobendas averaged 44.9 yards per punt to finish second on the FCS leaderboard.

2018 Team Statistics

SCORING OFFENSE	G	TD	XP	ZXP	DXP	FG	Saf	Pts	Avg
1. Eastern Washington	15	86	16	75	4 0	0 647	43.1		
2. UC Davis	13	67	14	62	4 0	1516	39.7		
3. Idaho State	11	51	12	46	0 0	0 388	35.3		
4. Montana	11	48	13	40	3 0	0 373	33.9		
5. Cal Poly	11	40	12	39	0 0	0 315	28.6		
6. Montana State	13	47	14	40	2 0	1370	28.5		
7. Weber State	13	44	19	37	2 0	0 362	27.8		
8. Portland State	11	38	11	37	0 1	1302	27.5		
9. Northern Arizona	10	34	7	29	10	1258	25.8		
10. Southern Utah	11	38	8	27	10	0 281	25.5		
11. Idaho	11	36	8	34	0 0	0 274	24.9		
12. Sacramento State	10	29	12	29	0 1	0 241	24.1		
13. Northern Colorado	11	35	4	22	7 0	2 262	23.8		

RUSHING OFFENSE	G	Att	Yds	Avg	TD	Yds/G
1. Cal Poly	11	754	3639	4.8	28	330.8
2. Eastern Washington	15	580	3839	6.6	41	255.9
3. Montana State	13	545	3014	5.5	37	231.8
4. Idaho State	11	477	2285	4.8	22	207.7
5. Portland State	11	493	2137	4.3	23	194.3
6. Sacramento State	10	383	1897	5.0	18	189.7
7. Southern Utah	11	463	2067	4.5	23	187.9
8. Northern Arizona	10	433	1827	4.2	15	182.7
9. UC Davis	13	447	2159	4.8	27	166.1
10. Montana	11	370	1806	4.9	20	164.2
11. Idaho	11	400	1689	4.2	12	155.5
12. Weber State	13	491	1827	3.7	19	140.5
13. Northern Colorado	11	388	1191	3.1	13	108.3

SCORING DEFENSE	G	TD	XP	ZXP	DXP	FG	Saf	Pts	Avg
1. Weber State	13	35	12	27	10	0 275	21.2		
2. Eastern Washington	15	44	10	40	111	340	22.7		
3. UC Davis	13	45	13	39	3 0	1356	27.4		
4. Montana State	13	47	14	44	10	0 370	28.5		
5. Montana	11	40	11	33	4 0	0 314	28.5		
6. Northern Arizona	10	41	12	32	3 0	1322	32.2		
7. Idaho State	11	48	9	44	2 0	0 363	33.0		
8. Sacramento State	10	46	11	41	2 0	0 354	35.4		
9. Northern Colorado	11	53	7	50	10	0 391	35.5		
10. Portland State	11	55	7	43	2 0	0 398	36.2		
11. Cal Poly	11	53	10	52	0 0	0 400	36.4		
12. Idaho	11	56	8	50	10	0 412	37.5		
13. Southern Utah	11	58	17	55	10	0 456	41.5		

RUSHING DEFENSE	G	Rushes	Yards	Avg.	TD	Yds/G
1. Weber State	13	459	1597	3.5	12	122.8
2. Eastern Washington	15	621	2484	4.0	23	165.6
3. Montana	11	475	1971	4.1	22	179.2
4. UC Davis	13	590	2410	4.1	22	185.4
5. Montana State	13	552	2545	4.8	33	195.8
6. Portland State	11	408	2163	5.3	26	196.6
7. Northern Arizona	10	432	2027	4.7	20	202.7
8. Idaho State	11	464	2247	4.8	22	204.3
9. Northern Colorado	11	480	2276	4.7	34	206.9
10. Idaho	11	448	2344	5.2	23	213.1
11. Cal Poly	11	388	2914	7.5	32	264.9
12. Sacramento State	10	438	2658	6.1	31	265.8
13. Southern Utah	11	481	2963	6.2	26	269.4

PASS OFFENSE	G	Att	Cmp	Int	Pct.	Yds	Avg	TD	Yds/G
1. UC Davis	13	378	585	13	64.6	4197	7.2	37	322.8
2. Idaho State	11	196	345	10	56.8	3159	9.2	27	287.2
3. Eastern Washington	15	301	489	14	61.6	4084	8.4	38	272.3
4. Montana	11	256	410	7	62.4	2989	7.3	25	271.7
5. Northern Colorado	11	213	385	18	55.3	2838	7.4	19	258.0
6. Southern Utah	11	277	437	10	63.4	2720	6.2	13	247.3
7. Idaho	11	230	395	12	58.2	2390	6.1	20	217.3
8. Sacramento State	10	132	258	4	51.2	2152	8.3	10	215.2
9. Northern Arizona	10	172	310	14	55.5	2019	6.5	16	201.9
10. Portland State	11	149	282	7	52.8	2193	7.8	14	199.4
11. Weber State	13	230	394	14	58.4	2348	6.0	19	180.6
12. Montana State	13	163	285	9	57.2	1826	6.4	8	140.5
13. Cal Poly	11	62	119	0	52.1	999	8.4	9	90.8

TOTAL OFFENSE	G	Rush	Pass	Plays	Yards	Avg/P	TD	Yds/G
1. Eastern Washington	15	3839	4084	1069	7923	7.4	79	528.2
2. Idaho State	11	2285	3159	822	5444	6.6	49	494.9
3. UC Davis	13	2159	4197	1032	6356	6.2	64	488.9
4. Montana	11	1806	2989	780	4795	6.1	45	435.9
5. Southern Utah	11	2067	2720	900	4787	5.3	36	435.2
6. Cal Poly	11	3639	999	873	4638	5.3	37	421.6
7. Sacramento State	10	1897	2152	641	4049	6.3	28	404.9

8. Portland State	11	2137	2193	775	4330	5.6	37	393.6
9. Northern Arizona	10	1827	2019	743	3846	5.2	31	384.6
10. Montana State	13	3014	1826	830	4840	5.8	45	372.3
11. Idaho	11	1689	2390	795	4079	5.1	32	370.8
12. Northern Colorado	11	1191	2838	773	4029	5.2	32	366.3
13. Weber State	13	1827	2348	885	4175	4.7	38	321.2

PASS DEFENSE	G	ATT	CMP	INT	PCT.	YDS	AVG	TD	YDS/G
1. Northern Arizona	10	148	296	17	50.0	1797	6.1	17	179.7
2. Cal Poly	11	190	324	7	58.6	2119	6.5	17	192.6
3. Weber State	13	220	412	18	53.4	2554	6.2	16	196.5
4. Montana State	13	226	386	12	58.5	2775	7.2	13	213.5
5. Portland State	11	164	292	11	56.2	2449	8.4	24	222.6
6. Sacramento State	10	195	296	5	65.9	2232	7.5	13	223.2
7. Eastern Washington	15	323	534	22	60.5	3403	6.4	19	226.9
8. Northern Colorado	11	206	319	9	64.6	2518	7.9	17	228.9
9. Montana	11	221	386	10	57.3	2639	6.8	17	239.9
10. Idaho	11	221	350	3	63.1	2664	7.6	27	242.2
11. UC Davis	13	246	435	17	56.6	3204	7.4	22	246.5
12. Idaho State	11	244	398	11	61.3	2715	6.8	22	246.6
13. Southern Utah	11	194	314	3	61.8	2990	9.5	30	271.8

TOTAL DEFENSE	G	Rush	Pass	Plays	Yards	Avg	TD	Yds/G
1. Weber State	13	1597	2554	871	4151	4.8	28	319.3
2. Northern Arizona	10	2027	1797	728	3824	5.3	37	382.4
3. Eastern Washington	15	2484	3403	1155	5887	5.1	42	392.5
4. Montana State	13	2545	2775	918	5320	5.8	46	409.2
5. Montana	11	1971	2639	861	4610	5.4	39	419.1
6. Portland State	11	2163	2449	700	4612	6.6	50	419.3
7. UC Davis	13	2410	3204	1025	5614	5.5	44	431.8
8. Northern Colorado	11	2276	2518	799	4794	6.0	51	435.8
9. Idaho State	11	2247	2713	862	4960	5.8	44	450.9
10. Idaho	11	2344	2664	798	5008	6.3	50	455.3
11. Cal Poly	11	2914	2119	712	5033	7.1	49	457.5
12. Sacramento State	10	2658	2232	734	4890	6.7	44	489.0
13. Southern Utah	11	2963	2990	795	5953	7.5	56	541.2

KICKOFF RETURNS	G	Ret	Yds	TD	Avg
1. Weber State	13	34	874	2	25.7
2. Montana State	13	26	655	0	25.2
3. Montana	11	34	841	124.7	
4. Southern Utah	11	30	689	2	23.0
5. Northern Arizona	10	25	552	0	22.1
6. UC Davis	13	47	982	0	20.9
7. Sacramento State	10	21	418	0	19.9
8. Eastern Washington	15	44	874	0	19.9
9. Idaho State	11	29	561	0	19.3
10. Cal Poly	11	42	785	118.7	
11. Idaho	11	36	642	0	17.8
12. Portland State	11	28	493	0	17.6
13. Northern Colorado	11	40	677	0	16.9

PUNT RETURN AVG	G	Ret	Yds	TD	Avg
1. Idaho	11	16	272	3	17.0
2. Cal Poly	11	7	112	116.0	
3. Montana State	13	11	134	112.2	
4. Weber State	13	38	451	111.9	
5. Southern Utah	11	5	53	0	10.6
6. Montana	11	25	246	0	9.8
7. Eastern Washington	15	28	235	18.4	
8. Northern Colorado	11	11	88	18.0	
9. Idaho State	11	10	79	0	7.9
10. Portland State	11	11	72	0	6.5
11. UC Davis	13	34	184	15.4	
12. Northern Arizona	10	18	83	14.6	
13. Sacramento State	10	5	19	0	3.8

PUNTING	G	No.	Yards	Avg/P	PR	Avg	TBq	Net/P
1. Idaho	11	65	2825	43.5	102	1.6		640.0
2. Weber State	13	80	3214	40.2	52	0.6		239.0
3. Eastern Washington	15	61	2686	44.0	216	3.5		638.5
4. Northern Colorado	11	58	2472	42.6	129	2.2		638.3
5. Montana State	13	71	2923	41.2	164	2.3		338.0
6. UC Davis	13	71	2893	40.7	132	1.9		537.5
7. Southern Utah	11	50	2101	42.0	145	2.9		557.1
8. Montana	11	61	2484	40.7	93	1.5		736.9
9. Northern Arizona	10	61	2626	43.0	264	4.3		636.8
10. Cal Poly	11	52	1980	38.1	80	1.5		136.2
11. Sacramento State	10	59	2269	38.5	215	3.6		234.1
12. Idaho State	11	52	1997	38.4	149	2.9		832.5
13. Portland State	11	56	2091	37.3	282	5.0		430.9

PASS EFFICIENCY	G	Att	Cmp	Pct	Int	Yds	TD	Effic
1. Idaho State	11	196	345	10	56.8	3159	27	153.8
2. Eastern Washington	15	301	489	14	61.6	4084	38	151.6
3. Cal Poly	11	62	119	0	52.1	999	9	147.6
4. UC Davis	13	378	585	13	64.6	4197	37	141.3
5. Montana	11	256	410	7	62.4	2989	25	140.4
6. Sacramento State	10	132	258	4	51.2	2152	10	130.9
7. Portland State	11	149	282	7	52.8	2193	14	129.6
8. Northern Colorado	11	213	385	18	55.3	2838	19	124.2
9. Southern Utah	11	277	437	10	63.4	2720	13	120.9
10. Idaho	11	230	395	12	58.2	2390	20	119.7
11. Northern Arizona	10	172	310	14	55.5	2019	16	118.2
12. Weber State	13	230	394	14	58.4	2348	19	117.2
13. Montana State	13	163	285	9	57.2	1826	8	114.0

TURNOVER MARGIN	G	Gained			Lost			Mar	Per/G
		Fum	Int	Tot	Fum	Int	Tot		
1. Montana State	13	11	12	23	4	9	13	+10	0.77
2. Eastern Washington	15	12	22	34	10	14	24	+10	0.67
3. Weber State	13	12	18	30	8	14	22	+8	0.62
4. UC Davis	13	7	17	24	6	13	19	+5	0.38
5. Sacramento State	10	6	5	11	4	4	8	+3	0.30
6. Portland State	11	7	11	18	8	7	15	+3	0.27
7. Idaho State	11	9	11	20	8	10	18	+2	0.18
8. Cal Poly	11	8	7	15	15	0	15	+0	0.00
9. Montana	11	7	10	17	13	7	20	-3	-0.27
10. Southern Utah	11	7	3	10	4	10	14	-4	-0.36
11. Northern Arizona	10	8	17	25	15	14	29	-4	-0.40
12. Northern Colorado	11	8	9	17	10	18	28	-11	-1.00
13. Idaho	11	4	3	7	8	12	20	-13	-1.18

PASS DEF EFFICIENCY	G	Att	Cmp	Int	Pct.	Yds	TD	Effic
1. Northern Arizona	10	148	296	17	50.0	1797	17	108.5
2. Weber State	13	220	412	18	53.4	2554	16	109.5
3. Eastern Washington	15	323	534	22	60.5	3403	19	117.5
4. Montana State	13	226	386	12	58.5	2775	13	123.8
5. Montana	11	221	386	10	57.3	2639	17	124.0
6. Cal Poly	11	190	324	7	58.6	2119	17	126.6
7. UC Davis	13	246	435	17	56.6	3204	22	127.3
8. Idaho State	11	244	398	11	61.3	2713	22	131.3
9. Sacramento State	10	195	296	5	65.9	2232	13	140.3
10. Northern Colorado	11	206	319	9	64.6	2518	17	142.8
11. Portland State	11	164	292	11	56.2	2449	24	146.2
12. Idaho	11	221	350	3	63.1	2664	27	150.8
13. Southern Utah	11	194	314	3	61.8	2990	30	171.4

FIRST DOWNS	G	Rush	Pass	Pen	Total
1. Eastern Washington	15	165	167	21	353
2. UC Davis	13	100	187	28	315
3. Southern Utah	11	112	125	28	265
Idaho State	11	118	124	23	265
5. Cal Poly	11	186	44	7	237
6. Montana	11	82	135	16	233
7. Montana State	13	134	76	15	225
8. Portland State	11	118	83	20	221
Weber State	13	88	110	23	221
10. Idaho	11	83	114	21	218
Northern Colorado	11	74	125	19	218
12. Northern Arizona	10	94	86	22	202
13. Sacramento State	10	81	87	14	182

3RD-DN CONVERSIONS	G	Conv	Att	Pct
1. Cal Poly	11	95	189	50.3
2. UC Davis	13	90	211	42.7
3. Eastern Washington	15	85	200	42.5
4. Portland State	11	66	162	40.7
5. Southern Utah	11	77	192	40.1
6. Montana	11	64	160	40.0
7. Idaho State	11	58	152	38.2
8. Northern Arizona	10	60	158	38.0
9. Idaho	11	66	174	37.9
10. Northern Colorado	11	61	169	36.1
11. Sacramento State	10	47	133	35.3
12. Montana State	13	58	172	33.7
13. Weber State	13	53	186	28.5

OPPONENT 1ST DOWNS	G	Rush	Pass	Pen	Total
1. Northern Arizona	10	88	82	22	192
2. Weber State	13	82	106	30	218
3. Portland State	11	103	102	20	225
4. Cal Poly	11	119	99	10	228
5. Montana	11	101	116	20	237
6. Idaho	11	124	101	13	238

7. Sacramento State	10	120	103	16	239	23.9
8. Northern Colorado	11	110	110	24	244	22.2
9. Idaho State	11	111	122	15	248	22.5
10. Montana State	13	123	120	21	264	20.3
11. Southern Utah	11	128	133	17	278	25.3
12. UC Davis	13	128	138	19	285	21.9
13. Eastern Washington	15	139	168	29	336	22.4

OPP 3RD-DN CONVERT	G	Conv	Att	Pct
1. Weber State	13	50	188	26.6
2. Northern Arizona	10	60	166	36.1
3. UC Davis	13	82	222	36.9
4. Northern Colorado	11	56	146	38.4
5. Montana	11	70	179	39.1
6. Cal Poly	11	50	127	39.4
7. Eastern Washington	15	98	244	40.2
8. Portland State	11	57	139	41.0
9. Idaho	11	66	159	41.5
10. Montana State	13	82	196	41.8
11. Idaho State	11	76	177	42.9
12. Southern Utah	11	76	147	51.7
13. Sacramento State	10	77	146	52.7

SACKS BY	G	Sacks	Yards
1. Weber State	13	40	258
2. UC Davis	13	37	284
3. Eastern Washington	15	36	248
4. Montana	11	24	169
5. Montana State	13	23	106
6. Portland State	11	21	152
Northern Arizona	10	21	149
8. Idaho	11	18	132
9. Idaho State	11	17	107
10. Sacramento State	10	13	97
Cal Poly	11	13	80
12. Southern Utah	11	12	68
13. Northern Colorado	11	8	64

SACKS AGAINST	G	Sacks	Yards
1. Montana State	13	11	72
Cal Poly	11	11	85
3. UC Davis	13	16	127
4. Southern Utah	11	17	102
5. Northern Arizona	10	19	122
6. Idaho	11	20	119
7. Sacramento State	10	23	127
8. Eastern Washington	15	24	163
9. Montana	11	25	161
10. Portland State	11	26	176
11. Weber State	13	27	183
12. Idaho State	11	31	176
13. Northern Colorado	11	46	298

PENALTIES	G	No	Yds	Avg/G
1. Cal Poly	11	50	398	36.2
2. Idaho	11	59	485	44.1
3. Sacramento State	10	53	450	45.0
4. Idaho State	11	57	525	47.7
5. Montana State	13	84	692	53.2
6. Montana	11	62	612	55.6
7. Portland State	11	74	626	56.9
8. Weber State	13	80	766	58.9
9. UC Davis	13	90	772	59.4
10. Southern Utah	11	78	695	63.2
11. Eastern Washington	15	95	951	63.4
12. Northern Arizona	10	65	654	65.4
13. Northern Colorado	11	92	757	68.8

FIELD GOALS	G	Made	Att	Pct
1. Eastern Washington	15	16	16	1.000
2. Cal Poly	11	12	13	.923
3. Portland State	11	11	14	.786
4. Montana	11	13	17	.765
5. Montana State	13	14	19	.737
6. Idaho	11	8	11	.727
7. UC Davis	13	14	20	.700
8. Sacramento State	10	12	18	.667
Idaho State	11	12	18	.667
10. Weber State	13	19	29	.655
11. Southern Utah	11	8	13	.615
12. Northern Arizona	10	7	12	.583
13. Northern Colorado	11	4	9	.444

OPPONENT PENALTIES	G	No	Yds	Avg/G
1. Northern Arizona	10	77	734	73.4
2. Southern Utah	11	85	803	73.0
3. Northern Colorado	11	77	717	65.2
4. UC Davis	13	95	842	64.8
5. Idaho State	11	74	669	60.8
6. Montana	11	78	622	56.5
7. Portland State	11	66	621	56.5
8. Weber State	13	80	707	54.4
9. Montana State	13	90	695	53.5
10. Eastern Washington	15	83	757	50.5
11. Idaho	11	57	549	49.9
12. Sacramento State	10	55	488	48.8
13. Cal Poly	11	35	294	26.7

PAT KICKING	G	Made	Att	Pct
1. Cal Poly	11	39	39	1.000
Portland State	11	37	37	1.000
Sacramento State	10	29	29	1.000
Northern Colorado	11	22	22	1.000
5. UC Davis	13	62	63	.984
6. Weber State	13	37	38	.974
7. Eastern Washington	15	75	79	.949
8. Idaho	11	34	36	.944
9. Idaho State	11	46	49	.939
10. Montana	11	40	44	.909
Montana State	13	40	44	.909
12. Northern Arizona	10	29	32	.906
13. Southern Utah	11	27	32	.844

4TH-DN CONVERSIONS	G	Conv	Att	Pct
1. Weber State	13	12	18	66.7
2. Southern Utah	11	28	44	63.6
3. UC Davis	13	16	26	61.5
4. Idaho	11	15	25	60.0
5. Sacramento State	10	5	9	55.6
6. Portland State	11	11	20	55.0
7. Northern Arizona	10	9	17	52.9
8. Cal Poly	11	12	25	48.0
9. Idaho State	11	7	15	46.7
10. Montana	11	5	11	45.5
11. Montana State	13	9	20	45.0
12. Northern Colorado	11	12	27	44.4
13. Eastern Washington	15	11	26	42.3

TIME OF POSSESSION	G	Total Time	Avg/G
1. Cal Poly	11	382:49	34:48
2. Portland State	11	376:53	34:15
3. Weber State	13	417:23	32:06
4. Idaho	11	338:04	30:44
5. Southern Utah	11	334:38	30:25
6. Northern Colorado	11	323:52	29:26
7. Montana State	13	375:04	28:51
8. Northern Arizona	10	286:05	28:36
9. Montana	11	310:59	28:16
10. UC Davis	13	355:15	27:19
11. Sacramento State	10	271:14	27:07
12. Idaho State	11	297:32	27:02
13. Eastern Washington	15	403:19	26:53

OPP 4TH-DN CONVERT	G	Conv	Att	Pct
1. Cal Poly	11	5	15	33.3
2. Eastern Washington	15	11	27	40.7
3. Weber State	13	14	29	48.3
4. Montana State	13	10	20	50.0
5. UC Davis	13	15	29	51.7
6. Idaho	11	14	27	51.9
7. Portland State	11	10	18	55.6

8. Southern Utah	11	7	12	58.3
9. Northern Colorado	11	13	22	59.1
10. Idaho State	11	14	23	60.9
11. Montana	11	14	22	63.6
12. Northern Arizona	10	11	16	68.8
13. Sacramento State	10	10	13	76.9

KICKOFF COVERAGE	G	No.	Yds	Avg	Retn	TB	NetAvg
1. Montana	11	71	4355	61.3	638	29	44.2
2. Idaho	11	52	3143	60.4	277	30	43.6
3. Sacramento State	10	48	3040	63.3	531	21	43.5
4. UC Davis	13	90	5134	57.0	588	33	43.2
5. Cal Poly	11	62	3743	60.4	591	26	42.5
6. Weber State	13	75	4515	60.2	595	38	42.1
7. Northern Colorado	11	44	2690	61.1	548	15	41.9
8. Portland State	11	58	3270	56.4	665	10	41.5
9. Eastern Washington	15	115	6710	58.3	1094	46	40.8
10. Northern Arizona	10	52	3212	61.8	662	23	40.2
11. Idaho State	11	71	4256	59.9	1156	19	38.3
12. Southern Utah	11	58	3132	54.0	579	18	37.8
13. Montana State	13	73	4065	55.7	1008	15	37.8

RED ZONE OFFENSE	G	RedZone Percent	TDs	R/P	FG-AT	Fumb/Int/Downs/Other	
1. Cal Poly	11	37-41	90.2	26	24/2	11-12	1/0/2/0
2. UC Davis	13	55-62	88.7	47	20/27	8-11	0/4/0/0
3. Montana State	13	35-40	87.5	25	21/4	10-11	1/0/3/0
4. Eastern Washington	15	64-75	85.3	49	26/23	15-15	4/2/4/1
5. Weber State	13	44-52	84.6	30	17/13	14-17	2/0/3/0
6. Montana	11	42-50	84.0	30	15/15	12-14	3/2/1/0
7. Sacramento State	10	26-31	83.9	15	12/3	11-12	2/0/1/1
8. Idaho State	11	43-52	82.7	32	16/16	11-15	0/1/3/1
9. Idaho	11	28-34	82.4	22	11/11	6-8	1/2/0/1
10. Portland State	11	32-39	82.1	24	19/5	8-9	2/1/1/2
11. Northern Colorado	11	26-33	78.8	22	12/10	4-6	2/2/1/0
12. Southern Utah	11	35-45	77.8	28	21/7	7-10	0/1/6/0
13. Northern Arizona	10	27-36	75.0	21	13/8	6-9	2/3/1/0

RED ZONE DEFENSE	G	RedZone Percent	TDs	R/P	FG-AT	Fumb/Int/Downs/Other	
1. Eastern Washington	15	34-47	72.3	27	16/11	7-11	4/4/1/0
2. Weber State	13	25-32	78.1	16	9/7	9-9	2/3/2/0
3. UC Davis	13	45-56	80.4	33	17/16	12-14	1/3/4/1
4. Northern Colorado	11	50-61	82.0	43	30/13	7-11	3/0/3/1
5. Portland State	11	39-46	84.8	34	21/13	5-5	1/4/2/0
6. Montana	11	34-40	85.0	28	18/10	6-7	3/1/1/0
7. Sacramento State	10	40-47	85.1	31	20/11	9-12	0/1/1/2
8. Cal Poly	11	38-44	86.4	30	16/14	8-9	0/2/2/1
9. Idaho	11	39-45	86.7	32	16/16	7-10	1/0/2/0
10. Idaho State	11	36-41	87.8	28	17/11	8-9	1/2/1/0
11. Southern Utah	11	50-56	89.3	33	19/14	17-18	1/0/3/1
12. Montana State	13	48-52	92.3	38	28/10	10-11	2/0/0/1
13. Northern Arizona	10	30-32	93.8	21	14/7	9-9	0/1/0/1

RED ZONE OFFENSE	G	RedZone	Percent	TDs	R/P	FG-AT	F/I/D/O	RED ZONE DEFENSE	G	RedZone	Percent	TDs	R/P	FG-AT	F/I/D/O
1. Cal Poly	11	37-41	90.2	26	24/2	11-12	1/0/2/0	1. Eastern Washington	15	34-47	72.3	27	16/11	7-11	4/4/1/0
2. UC Davis	13	55-62	88.7	47	20/27	8-11	0/4/0/0	2. Weber State	13	25-32	78.1	16	9/7	9-9	2/3/2/0
3. Montana State	13	35-40	87.5	25	21/4	10-11	1/0/3/0	3. UC Davis	13	45-56	80.4	33	17/16	12-14	1/3/4/1
4. Eastern Washington	15	64-75	85.3	49	26/23	15-15	4/2/4/1	4. Northern Colorado	11	50-61	82.0	43	30/13	7-11	3/0/3/1
5. Weber State	13	44-52	84.6	30	17/13	14-17	2/0/3/0	5. Portland State	11	39-46	84.8	34	21/13	5-5	1/4/2/0
6. Montana	11	42-50	84.0	30	15/15	12-14	3/2/1/0	6. Montana	11	34-40	85.0	28	18/10	6-7	3/1/1/0
7. Sacramento State	10	26-31	83.9	15	12/3	11-12	2/0/1/1	7. Sacramento State	10	40-47	85.1	31	20/11	9-12	0/1/1/2
8. Idaho State	11	43-52	82.7	32	16/16	11-15	0/1/3/1	8. Cal Poly	11	38-44	86.4	30	16/14	8-9	0/2/2/1
9. Idaho	11	28-34	82.4	22	11/11	6-8	1/2/0/1	9. Idaho	11	39-45	86.7	32	16/16	7-10	1/0/2/0
10. Portland State	11	32-39	82.1	24	19/5	8-9	2/1/1/2	10. Idaho State	11	36-41	87.8	28	17/11	8-9	1/2/1/0
11. Northern Colorado	11	26-33	78.8	22	12/10	4-6	2/2/1/0	11. Southern Utah	11	50-56	89.3	33	19/14	17-18	1/0/3/1
12. Southern Utah	11	35-45	77.8	28	21/7	7-10	0/1/6/0	12. Montana State	13	48-52	92.3	38	28/10	10-11	2/0/0/1
13. Northern Arizona	10	27-36	75.0	21	13/8	6-9	2/3/1/0	13. Northern Arizona	10	30-32	93.8	21	14/7	9-9	0/1/0/1

Points	74	Eastern Washington at Portland State (Nov 16, 2018)
Points scored kicking	14	Montana State vs WESTERN ILLINOIS (Aug 30, 2018) [4fg,2pat]
	14	UC Davis vs IDAHO (09/22/18) [3fg,5pat]
Touchdowns	11	Eastern Washington at Portland State (Nov 16, 2018)
Total offense yards	754	Idaho State vs IDAHO (Oct 06, 2018) [236r,518p]
Total offense plays	98	Southern Utah at Arizona (09/15/18) [54r,44p]
Total offense yards/play	11.1	Eastern Washington vs CAL POLY (Sep 22, 2018) [59-657]
Rushing yards	462	Cal Poly at Sacramento State (Oct 06, 2018)
Rushing attempts	86	Cal Poly at Eastern Washington (Sep 22, 2018)
Yards per rush	14.7	Eastern Washington vs CAL POLY (Sep 22, 2018) [30-441]
Rushing TDs	6	Eastern Washington vs CAL POLY (Sep 22, 2018)
	6	Idaho State vs NORTHERN ARIZONA (Sep 29, 2018)
	6	Montana State vs CAL POLY (Nov 03, 2018)
	6	Eastern Washington vs UC DAVIS (Nov 10, 2018)
Longest rush	95	Weber State vs NORTHERN COLORADO (Sep 22, 2018)
Passing yards	518	Idaho State vs IDAHO (Oct 06, 2018)
Passing attempts	58	Northern Arizona at Idaho State (Sep 29, 2018)
Passing TDs	8	Idaho State vs IDAHO (Oct 06, 2018)
Longest pass	87	Idaho State vs IDAHO (Oct 06, 2018)
Passes completed	40	UC Davis vs IDAHO STATE (10/13/18)
Had intercepted	5	Idaho at Fresno State (Sep 01, 2018)
Pass completion pct	84.6	Eastern Washington vs UC DAVIS (Dec 8, 2018) [22-26]
Passing yards/attempt	18.1	Portland State vs COLLEGE OF IDAHO (Sep 15, 2018) [17-307]
Yards per catch	32.7	Cal Poly at Northern Arizona (Oct 26, 2018) [3-98]
Field goal attempts	6	Idaho State at North Dakota (Sep 22, 2018)
Field goals made	4	Montana State vs WESTERN ILLINOIS (Aug 30, 2018)
	4	Weber State vs SOUTH DAKOTA (Sep 15, 2018)
	4	Idaho State at North Dakota (Sep 22, 2018)
Longest field goal	52	Weber State at Northern Arizona (Oct 06, 2018)
	52	Portland State at Montana (Oct 06, 2018)
Field goal pct	100.0	Montana State vs WESTERN ILLINOIS (Aug 30, 2018) [4-4]
PAT kicks attempted	10	Eastern Washington vs CAL POLY (Sep 22, 2018)
PAT kicks made	10	Eastern Washington vs CAL POLY (Sep 22, 2018)
PAT kicks pct	100.0	Eastern Washington vs CAL POLY (Sep 22, 2018) [10-10]
2-point PAT attempts	6	Northern Colorado vs NORTHERN ARIZONA (Oct 20, 2018)
2-point PATs made	3	Northern Colorado vs UC DAVIS (Oct. 6, 2018)
Punts	12	Weber State at Utah (Aug 30, 2018)
Longest punt	80	Idaho vs SOUTHERN UTAH (Oct 20, 2018)
Yards punted	491	Weber State at Utah (Aug 30, 2018) [12-491]
Punting avg	60.3	Eastern Washington at Weber State (Oct 13, 2018) [7-422]
Punt returns	6	Eastern Washington vs CENTRAL WASHINGTON (9/1/2018)
	6	Montana vs NORTHERN IOWA (Sep 01, 2018)
	6	UC Davis vs SAN DIEGO (09/08/18)
Punt return yards	83	Weber State vs EASTERN WASHINGTON (Oct 13, 2018)
	83	Weber State vs SOUTHEAST MISSOURI (Dec 1, 2018)
Punt return avg	41.5	Weber State vs SOUTHEAST MISSOURI (Dec 1, 2018) [2-83]
Punt return TDs	1	Idaho vs WESTERN NEW MEXICO (Sep 08, 2018)
	1	UC Davis vs IDAHO (09/22/18)
	1	Northern Arizona at Idaho State (Sep 29, 2018)
	1	Idaho vs PORTLAND STATE (Sep 29, 2018)
	1	Cal Poly at Sacramento State (Oct 06, 2018)
	1	Weber State vs EASTERN WASHINGTON (Oct 13, 2018)
	1	Northern Colorado vs NORTHERN ARIZONA (Oct 20, 2018)
	1	Idaho vs NORTH DAKOTA (Nov 03, 2018)
	1	Eastern Washington at Portland State (Nov 16, 2018)
	1	Montana State vs INCARNATE WORD (Nov 24, 2018)
Longest punt return	75	Weber State vs EASTERN WASHINGTON (Oct 13, 2018)
Kick returns	9	UC Davis at Eastern Washington (Nov 10, 2018)
Kick return yards	194	UC Davis at Eastern Washington (Nov 10, 2018)
Kick return avg	63.5	Weber State vs NORTHERN COLORADO (Sep 22, 2018) [2-127]
Longest kick return	100	Weber State vs NORTHERN COLORADO (Sep 22, 2018)
	100	Southern Utah vs WEBER STATE (Nov 10, 2018)
Kick return TDs	1	Cal Poly vs BROWN (Sep 14, 2018)
	1	Montana at Western Illinois (Sep 15, 2018)
	1	Weber State vs NORTHERN COLORADO (Sep 22, 2018)
	1	Southern Utah vs SACRAMENTO STATE (Oct 13, 2018)
	1	Southern Utah vs WEBER STATE (Nov 10, 2018)
	1	Weber State at Idaho State (Nov 17, 2018)
Interceptions	4	Northern Arizona at Missouri State (Sep 15, 2018)
	4	Weber State vs SOUTHEAST MISSOURI (Dec 1, 2018)
Interception return yds	95	Eastern Washington vs NICHOLLS (Dec 1, 2018)
Interception return avg	36.5	Northern Arizona vs NORTH DAKOTA (Nov 17, 2018) [2-73]
Longest interception rtn	95	Eastern Washington vs NICHOLLS (Dec 1, 2018)
Interception return TDs	1	Idaho State vs WESTERN STATE (Aug 31, 2018)

	1	Northern Colorado vs MCNEESE STATE (Sep 01, 2018)
	1	UC Davis vs SAN DIEGO (09/08/18)
	1	Montana vs DRAKE (Sep 08, 2018)
	1	Northern Colorado vs NORTHERN ARIZONA (Oct 20, 2018)
	1	Montana State at Weber State (Oct 20, 2018)
	1	Eastern Washington vs UC DAVIS (Nov 10, 2018)
	1	Northern Arizona vs NORTH DAKOTA (Nov 17, 2018)
	1	Eastern Washington vs NICHOLLS (Dec 1, 2018)
	1	Weber State vs SOUTHEAST MISSOURI (Dec 1, 2018)
Fumbles lost	4	Northern Arizona vs WEBER STATE (Oct 06, 2018)
	4	Montana vs PORTLAND STATE (Oct 06, 2018)
Fumbles recovered	4	Weber State at Northern Arizona (Oct 06, 2018)
	4	Portland State at Montana (Oct 06, 2018)
Sacked by opp	7	Idaho State vs WEBER STATE (Nov 17, 2018)
QB sacks	8	Weber State vs SOUTH DAKOTA (Sep 15, 2018)
Turnovers committed	7	Idaho at Fresno State (Sep 01, 2018)
Turnovers caused	6	Weber State at Northern Arizona (Oct 06, 2018)
Kicks blocked	2	Portland State at Nevada (Aug 31, 2018)
First downs	33	Montana at Southern Utah (Nov 03, 2018)
1st downs rushing	27	Cal Poly vs MONTANA (Sep 29, 2018)
1st downs passing	20	UC Davis vs IDAHO STATE (10/13/18)
	20	UC Davis vs Sacramento State (Nov 17, 2018)
1st downs by penalty	6	Idaho State at California (Sep 15, 2018)
Penalties	14	UC Davis at Montana (Oct 27, 2018)
Penalties yards	135	Montana at Southern Utah (Nov 03, 2018)

RUSHING										
	Team	Cl	G	Att	Yds	Avg	TD	Long	Yds/G	
1.	PROTHEROE, Joe	CP	SR	11	363	1810	5.0	13	70	164.5
2.	DOTSON, Elijah	SAC	SO	10	185	1154	6.2	9	83	115.4
3.	DAVIS, Josh	WSU	FR	12	250	1362	5.4	9	95	113.5
4.	ANDERSEN, Troy	MSU	SO	13	206	1412	6.9	21	71	108.6
5.	McPHERSON, Sam	EWU	SR	15	204	1510	7.4	13	94	100.7
6.	MADISON, James	ISU	SR	11	194	974	5.0	11	51	88.5
7.	SAUNDERS, I. IDAHO	SR	11	203	911	4.5	6	60	82.8	
8.	IFANSE, Isaiah	MSU	FR	13	197	1057	5.4	7	74	81.3
9.	FLANAGAN, Ty	ISU	JR	11	132	844	6.4	8	59	76.7
10.	GREEN, Jay	SUU	JR	11	162	829	5.1	7	62	75.4

INTERCEPTIONS									
	Team	Cl	G	Int	Yds	TD	Long	Int/G	
1.	ALLEYNE, Jahque	MSU	JR	11	5	102	0	47	0.45
2.	BOYD, S.	NC	SR	10	4	97	1	49	0.40
	JOHNSON, K. NAU	SR	10	4	88	0	59	0.40	
4.	STICE, Landon	WSU	SR	13	5	79	0	31	0.38
	BENJAMIN, K. WSU	SR	13	5	41	0	20	0.38	
6.	TUCKER, D'londo	EWU	SR	15	5	65	0	24	0.33
	LEWIS, Josh	EWU	SR	15	5	40	0	21	0.33
	SUTTON, Wes	NAU	SR	9	3	22	0	22	0.33
9.	DORSEY, Khalil	NAU	JR	10	3	10	0	10	0.30
	FRASCH, Dominic	CP	SR	10	3	0	0	0	0.30

PASSING AVG/GAME											
	Team	Cl	G	Att	Cmp	Int	Pct.	Yds	TD	Avg/G	
1.	MAIER, Jake	UCD	JR	13	557	364	10	65.4	3931	34	302.4
2.	GUELLER, Tanner	ISU	SR	11	340	193	10	56.8	3101	27	281.9
3.	SNEED, Dalton	UM	JR	11	384	241	7	62.8	2723	22	247.5
4.	BARRIERE, Eric	EWU	SO	13	311	190	9	61.1	2450	24	188.5
5.	CONSTANTINE, J.	WSU	SO	12	341	208	12	61.0	2205	18	183.8
6.	PETRINO, Mason	IDAHO	JR	11	333	199	8	59.8	1953	15	177.5
7.	ALEXANDER, Davis	PSU	SO	11	238	126	7	52.9	1786	11	162.4
8.	ANDERSEN, Troy	MSU	SO	13	208	115	7	55.3	1195	3	91.9
9.	JENKINS, Khaleel	CP	SR	10	89	46	0	51.7	777	9	77.7
10.	EASON, Jalani	PSU	SO	11	40	21	0	52.5	343	3	31.2

PASS EFFICIENCY											
	Team	Cl	G	Att	Cmp	Int	Pct.	Yds	TD	Eff.	
1.	JENKINS, Khaleel	CP	SR	10	89	46	0	51.7	777	9	158.4
2.	GUELLER, Tanner	ISU	SR	11	340	193	10	56.8	3101	27	153.7
3.	EASON, Jalani	PSU	SO	11	40	21	0	52.5	343	3	149.3
4.	BARRIERE, Eric	EWU	SO	13	311	190	9	61.1	2450	24	146.9
5.	MAIER, Jake	UCD	JR	13	557	364	10	65.4	3931	34	141.2
6.	SNEED, Dalton	UM	JR	11	384	241	7	62.8	2723	22	137.6
7.	CONSTANTINE, J.	WSU	SO	12	341	208	12	61.0	2205	18	125.7
8.	ALEXANDER, Davis	PSU	SO	11	238	126	7	52.9	1786	11	125.3
9.	PETRINO, Mason	IDAHO	JR	11	333	199	8	59.8	1953	15	119.1
10.	ANDERSEN, Troy	MSU	SO	13	208	115	7	55.3	1195	3	101.6

TOTAL OFFENSE									
	Team	Cl	G	Rush	Pass	Plays	Total	Yds/G	
1.	GUELLER, Tanner	ISU	SR	11	370	3101	457	3471	315.5
2.	SNEED, Dalton	UM	JR	11	675	2723	515	3398	308.9
3.	MAIER, Jake	UCD	JR	13	-17	3931	594	3914	301.1
4.	BARRIERE, Eric	EWU	SO	13	613	2450	410	3063	235.6
5.	ALEXANDER, Davis	PSU	SO	11	424	1786	350	2210	200.9
6.	ANDERSEN, Troy	MSU	SO	13	1412	1195	414	2607	200.5
7.	PETRINO, Mason	IDAHO	JR	11	245	1953	410	2198	199.8
8.	CONSTANTINE, J.	WSU	SO	12	-108	2205	387	2097	174.8
9.	PROTHEROE, Joe	CP	SR	11	1810	0	363	1810	164.5
10.	JENKINS, Khaleel	CP	SR	10	664	777	280	1441	144.1

PUNT RETURN AVG									
	Team	Cl	G	Ret	Yds	TD	Avg		
1.	LOUIE-McGEE, J.	UM	JR	11	24	237	0	46	9.9
2.	THOMAS, Isaiah	UCD	SO	13	32	160	0	34	5.0

RECEPTIONS/GAME										
	Team	Cl	G	Rec	Yds	TD	Long	Avg/C	Rec/G	
1.	DOSS, Keelan	UCD	SR	13	118	1334	9	43	11.3	9.08
2.	UNGERER, David	IDAHO	SR	11	70	702	4	46	10.0	6.36
3.	WESLEY, A. NC	SR	10	57	1049	4	62	18.4	5.70	
4.	GUELLER, Mitch	ISU	JR	11	62	1259	9	67	20.3	5.64
5.	WEBSTER, Nsimba	EWU	SR	15	84	1379	11	68	16.4	5.60
6.	AKEM, Samuel	UM	SO	11	59	879	13	68	14.9	5.36
7.	HARRELL, Jared	UCD	SO	13	62	896	5	77	14.5	4.77
8.	HAYWOOD, C.	IDAHO	FR	11	51	489	6	30	9.6	4.64
9.	DEAN, Michael	ISU	JR	11	49	863	10	63	17.6	4.45
	COTTON, Jeff	IDAHO	JR	11	49	656	7	73	13.4	4.45

KICK RETURN AVG									
	Team	Cl	G	Ret	Yds	TD	Avg		
1.	FLOWERS, Malik	UM	FR	11	22	607	1	95	27.6

2.	MODISE, Namane	UCD	SR	13	35	810	0	43	23.1
3.	ISON, J.	NC	FR	10	20	425	0	46	21.2

RECEIVE YDS/GAME										
	Team	Cl	G	Rec	Yds	TD	Long	Avg/C	Yds/G	
1.	GUELLER, Mitch	ISU	JR	11	62	1259	9	67	20.3	114.5
2.	WESLEY, A. NC	SR	10	57	1049	4	62	18.4	104.9	
3.	DOSS, Keelan	UCD	SR	13	118	1334	9	43	11.3	102.6
4.	WEBSTER, Nsimba	EWU	SR	15	84	1379	11	68	16.4	91.9
5.	AKEM, Samuel	UM	SO	11	59	879	13	68	14.9	79.9
6.	DEAN, Michael	ISU	JR	11	49	863	10	63	17.6	78.5
7.	HARRELL, Jared	UCD	SO	13	62	896	5	77	14.5	68.9
8.	BUTLER, E. NAU	SR	10	35	676	7	84	19.3	67.6	
9.	TAUMOPEPAU, C.	PSU	JR	9	28	580	5	75	20.7	64.4
10.	UNGERER, David	IDAHO	SR	11	70	702	4	46	10.0	63.8

PUNTING								
	Team	Cl	G	Punt	Yds	Long	Avg	
1.	ALCOBENDAS, R.	EWU	SR	14	57	2562	78	44.9
2.	ARNSON, DJ	NAU	SO	10	54	2410	64	44.6
3.	COFFEY, Cade	IDAHO	SO	11	64	2825	80	44.1
4.	WILLIAMS, Eric	UM	SR	11	57	2399	61	42.1
5.	PADMOS, Jered	MSU	JR	13	66	2777	66	42.1
6.	MILLER, Rashaan	SUU	SR	11	50	2101	77	42.0
7.	ROOT, C.	NC	JR	10	45	1878	68	41.7
8.	WHELAN, Daniel	UCD	SO	13	67	2758	58	41.2
9.	LLOYD, Doug	WSU	JR	13	80	3214	57	40.2
10.	RYAN, Kevin	ISU	FR	11	50	1997	63	39.9

ALL PURPOSE										
	Team	Cl	G	Rush	Rcv	PR	KR	Yds	Avg/G	
1.	PROTHEROE, Joe	CP	SR	11	1810	32	0	0	1842	167.5
2.	DAVIS, Josh	WSU	FR	12	1362	193	224	0	1779	148.2
3.	DOTSON, Elijah	SAC	SO	10	1154	160	0	0	1314	131.4
4.	GUELLER, Mitch	ISU	JR	11	0	1259	0	0	1259	114.5
5.	McPHERSON, Sam	EWU	SR	15	1510	178	0	0	1688	112.5
6.	WESLEY, A. NC	SR	10	7	1049	0	62	1118	111.8	
7.	ANDERSEN, Troy	MSU	SO	13	1412	32	0	0	1444	111.1
8.	DOSS, Keelan	UCD	SR	13	82	1334	0	0	1416	108.9
9.	GILLIAM, Ulonzo	UCD	FR	13	976	385	0	0	1361	104.7
10.	SHAHEED, Rashid	WSU	SO	13	7	442	212	651	1312	100.9

SCORING										
	Team	Cl	G	TD	XPT	FG	2XP	Pts	Pts/G	
1.	ANDERSEN, Troy	MSU	SO	13	21	0	0	2	128	9.8
2.	ALCOBENDAS, R.	EWU	SR	14	0	71	16	0	119	8.5
3.	GILLIAM, Ulonzo	UCD	FR	13	17	0	0	2	104	8.0
4.	SHEIDOW, C. ISU	FR	11	0	46	12	0	82	7.5	
5.	O'ROURKE, Max	UCD	JR	13	0	56	13	0	95	7.3
6.	TUTTLE, Trey	WSU	SO	13	0	37	19	0	94	7.2
7.	VEGA, Alex	CP	SR	10	0	39	11	0	72	7.2
8.	SEMENZA, Tim	UM	JR	11	0	40	13	0	79	7.2
9.	PROTHEROE, Joe	CP	SR	11	13	0	0	0	78	7.1
	AKEM, Samuel	UM	SO	11	13	0	0	0	78	7.1

SCORING (TDs)											
	Team	Cl	G	TD	Rush	Pass	Ret	PAT	Pts	Pts/G	
1.	ANDERSEN, Troy	MSU	SO	13	21	21	0	0	1	128	9.8
2.	GILLIAM, Ulonzo	UCD	FR	13	17	13	4	0	1	104	8.0
3.	AKEM, Samuel	UM	SO	11	13	0	13	0	0	78	7.1
	PROTHEROE, Joe	CP	SR	11	13	13	0	0	0	78	7.1
5.	ALEXANDER, Davis	PSU	SO	11	12	12	0	0	0	72	6.5
6.	MADISON, James	ISU	SR	11	11	11	0	0	0	66	6.0
7.	McPHERSON, Sam	EWU	SR	15	14	13	1	0	0	84	5.6
8.	DEAN, Michael	ISU	JR	11	10	0	10	0	0	60	5.5
9.	DOTSON, Elijah	SAC	SO	10	9	9	0	0	0	54	5.4
	JENKINS, Khaleel	CP	SR	10	9	9	0	0	0	54	5.4

FIELD GOALS								
	Team	Cl	G	FG	FGA	Pct.	FG/G	
1.	TUTTLE, Trey	WSU	SO	13	19	29	65.5	1.46
2.	MEDEIROS, Devon	SAC	SR	8	10	15	66.7	1.25
3.	SEMENZA, Tim	UM	JR	11	13	17	76.5	1.18
4.	ALCOBENDAS, R.	EWU	SR	14	16	16	100.0	1.14
5.	VEGA, Alex	CP	SR	10	11	12	91.7	1.10
6.	SHEIDOW, C. ISU	FR						

SCORING (KICK)	Team	Cl	G	PATs	FGs	Pts	Pts/G
1. ALCOBENDAS, R.	EWU	SR	14	71-72	16-16	119	8.5
2. SHEIDOW, C.	ISU	FR	11	46-49	12-18	82	7.5
3. O'ROURKE, Max	UCD	JR	13	56-57	13-17	95	7.3
4. TUTTLE, Trey	WSU	SO	13	37-38	19-29	94	7.2
5. VEGA, Alex	CP	SR	10	39-39	11-12	72	7.2
6. SEMENZA, Tim	UM	JR	11	40-43	13-17	79	7.2
7. MEDEIROS, Devon	SAC	SR	8	26-26	10-15	56	7.0
8. WILLIAMS, Cody	PSU	FR	11	37-37	11-14	70	6.4
9. BAILEY, Tristan	MSU	JR	13	40-44	14-19	82	6.3
10. COFFEY, Cade	IDAHO	SO	11	34-36	8-11	58	5.3

FIELD GOAL PCT	Team	Cl	G	Made	Att	Pct.	
1. ALCOBENDAS, R.	EWU	SR	14	16	16	47	100.0
2. VEGA, Alex	CP	SR	10	11	12	41	91.7
3. WILLIAMS, Cody	PSU	FR	11	11	14	52	78.6
4. SEMENZA, Tim	UM	JR	11	13	17	42	76.5
O'ROURKE, Max	UCD	JR	13	13	17	45	76.5
6. BAILEY, Tristan	MSU	JR	13	14	19	50	73.7
7. COFFEY, Cade	IDAHO	SO	11	8	11	44	72.7
8. SHEIDOW, C.	ISU	FR	11	12	18	44	66.7
MEDEIROS, Devon	SAC	SR	8	10	15	39	66.7
10. TUTTLE, Trey	WSU	SO	13	19	29	52	65.5

PAT KICKING PCT	Team	Cl	G	Made	Att	Pct.
1. VEGA, Alex	CP	SR	10	39	39	100.0
WILLIAMS, Cody	PSU	FR	11	37	37	100.0
MEDEIROS, Devon	SAC	SR	8	26	26	100.0
4. ALCOBENDAS, R.	EWU	SR	14	71	72	98.6
5. O'ROURKE, Max	UCD	JR	13	56	57	98.2
6. TUTTLE, Trey	WSU	SO	13	37	38	97.4
7. AGUILAR, Luis	NAU	SO	10	23	24	95.8
8. COFFEY, Cade	IDAHO	SO	11	34	36	94.4
9. SHEIDOW, C.	ISU	FR	11	46	49	93.9
10. SEMENZA, Tim	UM	JR	11	40	43	93.0

TACKLES (All positions)	Player	Team	Cl	G	Pos	Solo	Ast	Total	Avg/G	Sack
1. OLSON, Dante	UM	JR	11			57	94	151	13.7	6.0
2. HOLLAND, C.	ISU	SR	11		LB	44	57	101	9.2	2.0
3. SHOTWELL, Matt	CP	SO	10		LB	57	33	90	9.0	1.5
CASTEEL, Jake	NAU	SR	10		LB	40	50	90	9.0	1.5
5. HAUCK, Robby	UM	FR	11			41	54	95	8.6	0.0
6. AHANONU, C	SUU	SR	11		LB	64	28	92	8.4	2.0
7. GRAVES, Kody	ISU	JR	10		LB	37	46	83	8.3	1.0
8. ANDERSON, I.	SAC	SR	9			43	29	72	8.0	0.5
9. NELSON, L.	NC	JR	11			51	35	86	7.8	0.5
10. KUPP, Ketrner	EWU	SR	15		LB	64	52	116	7.7	0.5
11. NELSON, Taylor	SUU	SR	11		LB	57	26	83	7.5	0.0
NAVARRO, Nik	CP	JR	11		LB	66	17	83	7.5	5.0
13. VANCE, Tristen	NAU	JR	10		LB	31	42	73	7.3	0.0
14. GLAU, K.	NC	SR	10			49	23	72	7.2	0.0
15. ELLISS, C.	IDAHO	SO	11			46	33	79	7.2	0.0
16. KONKOL, Brayden	MSU	JR	13			58	35	93	7.2	1.0
17. BARNES, Caelan	SAC	SR	10			51	20	71	7.1	0.0
18. OJOH, Chris	EWU	SO	15		LB	59	46	105	7.0	2.0
COLLINS, Grant	MSU	SR	12		LB	44	40	84	7.0	1.5
AGUIRRE, Adkin	ISU	JR	11		DB	44	33	77	7.0	0.0
21. TOIA, LeGrand	WSU	SR	13			40	49	89	6.8	6.5
22. MCFARLAND, C.	ISU	JR	11		DB	50	25	75	6.8	0.0
BUSS, Josh	UM	SR	11			32	43	75	6.8	5.5
24. HALL, Ed	IDAHO	SR	9			37	24	61	6.8	0.0
25. GRAHAM, Ty	IDAHO	JR	10			46	19	65	6.5	0.5
26. BRANTLEY, D.	IDAHO	JR	11			53	18	71	6.5	0.0
27. STELZNER, H.	NC	SR	10			46	18	64	6.4	1.0
HARRISON, J.	WSU	SR	10			33	31	64	6.4	0.0
29. MOE, Mason	UCD	SR	13		LB	48	35	83	6.4	10.5
30. MOALA, Paea	ISU	SR	11		LB	26	44	70	6.4	2.0
31. BARNES, Houston	PSU	JR	9			35	21	56	6.2	0.0
32. MILLER, Reid	UM	SR	11			38	30	68	6.2	0.0
33. HUMPHREY, Kitu	CP	JR	11		DB	48	19	67	6.1	0.0
34. BLAND, Montell	UCD	FR	13		LB	49	29	78	6.0	2.5
STANLEY, AJ	SUU	FR	11		SAF	47	19	66	6.0	1.0
36. HAYES, Dehonta	EWU	JR	15		DB	43	44	87	5.8	0.0
37. BOYD, S.	NC	SR	10			39	18	57	5.7	1.0
38. LEWIS, Jace	UM	SO	11			24	38	62	5.6	2.5

39. JOBBMAN, Michael	MSU	SO	13		LB	45	28	73	5.6	0.5
40. HARRIEL, Mister	SAC	SR	10			40	16	56	5.6	0.0
41. PEARSON, Manoah	SAC	SR	9			26	24	50	5.6	0.5
42. JACKETT, Kasun	PSU	SR	11			44	17	61	5.5	1.0
SANDRY, Josh	UM	JR	11			30	31	61	5.5	0.0
ELLISS, Kaden	IDAHO	SR	11			43	18	61	5.5	6.5
BODINE, Sam	PSU	SR	11			39	22	61	5.5	0.5
46. Jackson, J.	NC	SO	10			41	13	54	5.4	0.0
47. STICE, Landon	WSU	SR	13			31	39	70	5.4	3.5
48. NICHOLS, Carter	CP	JR	11		DB	35	24	59	5.4	0.0
49. JOHNSON, K.	NAU	SR	10			35	18	53	5.3	0.0
50. GUNT, Romeo	PSU	JR	11			35	23	58	5.3	2.5

SACKS	Team	Cl	G	Pos	Solo	Ast	Yds	Total	Avg/G	
1. MOE, Mason	UCD	SR	13		LB	10	1	73	10.5	0.81
2. STERK, Bryce	MSU	JR	13		DE	8	1	40	8.5	0.65
3. RODRIGUEZ, Adam	WSU	JR	13			6	2	44	7.0	0.54
4. TOIA, LeGrand	WSU	SR	13			5	3	48	6.5	0.50
5. ELLISS, Kaden	IDAHO	SR	11			5	3	41	6.5	0.59
6. OLSON, Dante	UM	JR	11			5	2	43	6.0	0.55
7. BUSS, Josh	UM	SR	11			4	3	44	5.5	0.50
ROSS, Larry	PSU	SR	11			4	3	38	5.5	0.50
9. NAVARRO, Nik	CP	JR	11		LB	5	0	31	5.0	0.45
10. JOHNSON, M.	EWU	FR	15		DL	4	1	33	4.5	0.30

TACKLES FOR LOSS	Team	Cl	G	Pos	Solo	Ast	Yds	Total	Avg/G	
1. MOE, Mason	UCD	SR	13		LB	18	5	89	20.5	1.58
2. STERK, Bryce	MSU	JR	13		DE	16	2	58	17.0	1.31
3. ELLISS, Kaden	IDAHO	SR	11			13	5	68	15.5	1.41
4. RODRIGUEZ, Adam	WSU	JR	13			11	8	64	15.0	1.15
5. TOIA, LeGrand	WSU	SR	13			9	10	62	14.0	1.08
6. NAVARRO, Nik	CP	JR	11		LB	12	0	54	12.0	1.09
7. NELSON, Taylor	SUU	SR	11		LB	9	5	18	11.5	1.05
8. STICE, Landon	WSU	SR	13			7	9	45	11.5	0.88
9. AHANONU, C	SUU	SR	11		LB	8	6	32	11.0	1.00
OLSON, Dante	UM	JR	11			8	6	55	11.0	1.00

FUMBLES FORCED	Team	Cl	G	No.	Avg/G
1. DAVISON, M.	NAU	SR	10	3	0.30
2. BUSS, Josh	UM	SR	11	3	0.27
OLSON, Dante	UM	JR	11	3	0.27
4. THOMAS, C.	NAU	SO	8	2	0.25
5. KING, Devon	UCD	FR	13	3	0.23
6. GLAU, K.	NC	SR	10	2	0.20
Jackson, J.	NC	SO	10	2	0.20
BOYD, S.	NC	SR	10	2	0.20
9. STANLEY, AJ	SUU	FR	11	2	0.18
NELSON, L.	NC	JR	11	2	0.18

FUMBLES RECOVERED	Team	Cl	G	No.	Avg/G
1. NELSON, Taylor	SUU	SR	11	4	0.36
2. KONKOL, Brayden	MSU	JR	13	3	0.23
3. GOSS, Jalen	NAU	SR	9	2	0.22
4. HARRISON, J.	WSU	SR	10	2	0.20
5. TURNER, Anders	CP	SR	11	2	0.18
MILLER, Reid	UM	SR	11	2	0.18
RICKS, Anthony	ISU	SR	11	2	0.18
BUSS, Josh	UM	SR	11	2	0.18
MCFARLAND, C.	ISU	JR	11	2	0.18
HOUSE, Dallas	PSU	SR	11	2	0.18

PASSES DEFENDED	Team	Cl	G	BrUp	Int	Total	Avg/G
1. FRASCH, Dominic	CP	SR	10	16	3	19	1.90
2. WHITE, Vincent	UCD	SR	13	19	2	21	1.62
3. HIGHTOWER, L.	IDAHO	JR	11	13	1	14	1.27
4. LEWIS, Josh	EWU	SR	15	12	5	17	1.13
5. PREATOR, Jordan	WSU	SR	12	8	3	11	0.92
6. BOYD, S.	NC	SR	10	5	4	9	0.90
DORSEY, Khalil	NAU	JR	10	6	3	9	0.90
WEBB, Taelin	SUU	SR	10	9	0	9	0.90
9. SUTTON, Wes	NAU	SR	9	5	3	8	0.89
10. BROWN, Caleb	ISU	JR	11	6	3	9	0.82

Points scored	24	DEAN, Michael (Idaho State) vs IDAHO (Oct 06, 2018)
	24	WEBSTER, Nsimba (Eastern Washington) vs MAINE (Dec 15, 2018)
Touchdowns	4	DEAN, Michael (Idaho State) vs IDAHO (Oct 06, 2018)
	4	WEBSTER, Nsimba (Eastern Washington) vs MAINE (Dec 15, 2018)
TD responsibility	8	GUELLER, Tanner (Idaho State) vs IDAHO (Oct 06, 2018) [0r,8p]
Points scored kicking	14	BAILEY, Tristan (Montana State) vs WESTERN ILLINOIS (Aug 30, 2018) [4fg,2pat]
	14	O'ROURKE, Max (UC Davis) vs IDAHO (09/22/18) [3fg,5pat]
Total offense yards	573	GUELLER, Tanner (Idaho State) vs IDAHO (Oct 06, 2018) [81r,492p]
Total offense plays	66	BRIDGE-GADD, D. (Northern Arizona) at Idaho State (Sep 29, 2018) [10r,56p]
Total offense yards/play	46.0	MERRITT, Dennis (Eastern Washington) vs CAL POLY (Sep 22, 2018) [2-92]
Rushing yards	260	PROTHEROE, Joe (Cal Poly) vs IDAHO STATE (Nov 10, 2018)
Rushing attempts	43	PROTHEROE, Joe (Cal Poly) vs BROWN (Sep 14, 2018)
Yards per rush	46.0	MERRITT, Dennis (Eastern Washington) vs CAL POLY (Sep 22, 2018) [2-92]
Rushing TDs	3	MADISON, James (Idaho State) vs WESTERN STATE (Aug 31, 2018)
	3	GILLIAM, Ulonzo (UC Davis) vs SAN DIEGO (09/08/18)
	3	PROTHEROE, Joe (Cal Poly) vs BROWN (Sep 14, 2018)
	3	DOTSON, Elijah (Sacramento State) at Montana (Sep 22, 2018)
	3	SNEED, Dalton (Montana) vs SACRAMENTO STATE (Sep 22, 2018)
	3	PROTHEROE, Joe (Cal Poly) vs MONTANA (Sep 29, 2018)
	3	ALEXANDER,Davis (Portland State) vs NORTHERN COLORADO (Oct 13, 2018)
	3	GARRETT, T. (Weber State) vs MONTANA STATE (Oct 20, 2018)
	3	HALL, M. (Northern Colorado) at Southern Utah (Oct 27, 2018)
	3	DAVIS, Karris (Southern Utah) vs NORTHERN COLORADO (Oct 27, 2018)
	3	IFANSE, Isaiah (Montana State) vs CAL POLY (Nov 03, 2018)
	3	JENKINS,Khaleel (Cal Poly) at Montana State (Nov 03, 2018)
	3	ALEXANDER,Davis (Portland State) vs IDAHO STATE (Nov 03, 2018)
	3	ANDERSEN, Troy (Montana State) vs NORTHERN COLORADO (Nov 10, 2018)
	3	ANDERSEN, Troy (Montana State) at Montana (Nov 17, 2018)
Longest rush	95	DAVIS, Josh (Weber State) vs NORTHERN COLORADO (Sep 22, 2018)
Passing yards	492	GUELLER, Tanner (Idaho State) vs IDAHO (Oct 06, 2018)
Passing attempts	56	BRIDGE-GADD, D. (Northern Arizona) at Idaho State (Sep 29, 2018)
Passing TDs	8	GUELLER, Tanner (Idaho State) vs IDAHO (Oct 06, 2018)
Longest pass	87	GUELLER, Tanner (Idaho State) vs IDAHO (Oct 06, 2018)
Passes completed	40	MAIER, Jake (UC Davis) vs IDAHO STATE (10/13/18)
Had intercepted	4	CONSTANTINE, J. (Weber State) vs MAINE (Dec 07, 2018)
Pass completion pct	100.0	JOHNSON, Brock (UC Davis) vs SAN DIEGO (09/08/18) [3-3]
	100.0	ROVIG, Tucker (Montana State) at Portland State (Sep 22, 2018) [2-2]
	100.0	JONSEN, Travis (Montana State) vs CAL POLY (Nov 03, 2018) [2-2]
	100.0	HUMPHREY, Cam (Montana) at Southern Utah (Nov 03, 2018) [3-3]
	100.0	TALKINGTON, G. (Eastern Washington) at Northern Colorado (Nov 03, 2018) [2-2]
	100.0	EWING, Austin (Southern Utah) vs WEBER STATE (Nov 10, 2018) [4-4]
Pass yards/attempt	30.5	ROVIG, Tucker (Montana State) at Portland State (Sep 22, 2018) [2-61]
Pass yards/catch	30.5	ROVIG, Tucker (Montana State) at Portland State (Sep 22, 2018) [2-61]
Receiving yards	212	WEBSTER, Nsimba (Eastern Washington) vs CENTRAL WASHINGTON (9/1/2018)
Receptions	16	DOSS, Keelan (UC Davis) vs Sacramento State (Nov 17, 2018)
Yards per catch	56.5	PERKINS, Jrue (Idaho State) vs IDAHO (Oct 06, 2018) [2-113]]
Receiving TDs	4	DEAN, Michael (Idaho State) vs IDAHO (Oct 06, 2018)
	4	WEBSTER, Nsimba (Eastern Washington) vs MAINE (Dec 15, 2018)
Longest reception	87	PERKINS, Jrue (Idaho State) vs IDAHO (Oct 06, 2018)
Field goal attempts	6	SHEIDOW, C. (Idaho State) at North Dakota (Sep 22, 2018)
Field goals made	4	BAILEY, Tristan (Montana State) vs WESTERN ILLINOIS (Aug 30, 2018)
	4	TUTTLE, Trey (Weber State) vs SOUTH DAKOTA (Sep 15, 2018)
	4	SHEIDOW, C. (Idaho State) at North Dakota (Sep 22, 2018)
Longest field goal	52	TUTTLE, Trey (Weber State) at Northern Arizona (Oct 06, 2018)
	52	WILLIAMS,Cody (Portland State) at Montana (Oct 06, 2018)
Field goal pct	100.0	BAILEY, Tristan (Montana State) vs WESTERN ILLINOIS (Aug 30, 2018) [4-4]
	100.0	WILLIAMS,Cody (Portland State) vs MONTANA STATE (Sep 22, 2018) [3-3]
	100.0	O'ROURKE, Max (UC Davis) vs IDAHO (09/22/18) [3-3]
	100.0	TUTTLE, Trey (Weber State) at Northern Arizona (Oct 06, 2018) [3-3]
	100.0	WILLIAMS,Cody (Portland State) at Montana (Oct 06, 2018) [3-3]
	100.0	VEGA, Alex (Cal Poly) vs IDAHO STATE (Nov 10, 2018) [3-3]
PAT kicks attempted	10	ALCOBENDAS, R. (Eastern Washington) vs CAL POLY (Sep 22, 2018)
PAT kicks made	10	ALCOBENDAS, R. (Eastern Washington) vs CAL POLY (Sep 22, 2018)
PAT kicks pct	100.0	ALCOBENDAS, R. (Eastern Washington) vs CAL POLY (Sep 22, 2018) [10-10]
Punts	12	LLOYD, Doug (Weber State) at Utah (Aug 30, 2018)
Yards punted	491	LLOYD, Doug (Weber State) at Utah (Aug 30, 2018) [12-491]
Longest punt	80	COFFEY, Cade (Idaho) vs SOUTHERN UTAH (Oct 20, 2018)
Punting avg	60.3	ALCOBENDAS, R. (Eastern Washington) at Weber State (Oct 13, 2018) [7-422]
Punt returns	6	LOUIE-McGEE, J. (Montana) vs NORTHERN IOWA (Sep 01, 2018)
	6	THOMAS, Isaiah (UC Davis) vs SAN DIEGO (09/08/18)
Punt return yards	83	DAVIS, Josh (Weber State) vs EASTERN WASHINGTON (Oct 13, 2018)
	83	SHAHEED, Rashid (Weber State) vs SOUTHEAST MISSOURI (Dec 1, 2018)
Longest punt return	75	DAVIS, Josh (Weber State) vs EASTERN WASHINGTON (Oct 13, 2018)

Punt return TDs	1	UNGERER, David (Idaho) vs WESTERN NEW MEXICO (Sep 08, 2018)
	1	MODISE, Namane (UC Davis) vs IDAHO (09/22/18)
	1	MYERS, Marcel (Northern Arizona) at Idaho State (Sep 29, 2018)
	1	HIGHTOWER, L. (Idaho) vs PORTLAND STATE (Sep 29, 2018)
	1	KOSKI, J.J. (Cal Poly) at Sacramento State (Oct 06, 2018)
	1	DAVIS, Josh (Weber State) vs EASTERN WASHINGTON (Oct 13, 2018)
	1	HARRIS, A. (Northern Colorado) vs NORTHERN ARIZONA (Oct 20, 2018)
	1	WHITNEY, Connor (Idaho) vs NORTH DAKOTA (Nov 03, 2018)
	1	WEBSTER, Nsimba (Eastern Washington) at Portland State (Nov 16, 2018)
	1	McCUTCHEON, L. (Montana State) vs INCARNATE WORD (Nov 24, 2018)
Punt return avg	41.5	SHAHEED, Rashid (Weber State) vs SOUTHEAST MISSOURI (Dec 1, 2018) [2-83]
Kick returns	7	MODISE, Namane (UC Davis) at Eastern Washington (Nov 10, 2018)
Kick return yards	188	MODISE, Namane (UC Davis) at Eastern Washington (Nov 10, 2018)
Kick return avg	63.5	SHAHEED, Rashid (Weber State) vs NORTHERN COLORADO (Sep 22, 2018) [2-127]
Longest kick return	100	SHAHEED, Rashid (Weber State) vs NORTHERN COLORADO (Sep 22, 2018)
	100	COCKETT, Judd (Southern Utah) vs WEBER STATE (Nov 10, 2018)
Kick return TDs	1	MORTENSEN, Broc (Cal Poly) vs BROWN (Sep 14, 2018)
	1	FLOWERS, Malik (Montana) vs Western Illinois (Sep 15, 2018)
	1	SHAHEED, Rashid (Weber State) vs NORTHERN COLORADO (Sep 22, 2018)
	1	COCKETT, Judd (Southern Utah) vs SACRAMENTO STATE (Oct 13, 2018)
	1	COCKETT, Judd (Southern Utah) vs WEBER STATE (Nov 10, 2018)
	1	SHAHEED, Rashid (Weber State) at Idaho State (Nov 17, 2018)
Combined PR/KR yards	188	MODISE, Namane (UC Davis) at Eastern Washington (Nov 10, 2018) [0pr-188kr]
Interceptions	2	HARRIEL, Mister (Sacramento State) at San Diego State (Sep 08, 2018)
	2	NASH, Dareon (Montana) vs DRAKE (Sep 08, 2018)
	2	DORSEY, Khalil (Northern Arizona) vs SOUTHERN UTAH (Sep 22, 2018)
	2	KING, Devon (UC Davis) at Montana (Oct 27, 2018)
	2	TUCKER, D'londo (Eastern Washington) at Northern Colorado (Nov 03, 2018)
	2	PREATOR, Jordan (Weber State) vs SOUTHEAST MISSOURI (Dec 1, 2018)
	2	LEWIS, Josh (Eastern Washington) vs MAINE (Dec 15, 2018)
Interception return yds	95	KUPP, Ketner (Eastern Washington) vs NICHOLLS (Dec 1, 2018)
Interception return avg	34.5	PREATOR, Jordan (Weber State) vs SOUTHEAST MISSOURI (Dec 1, 2018) [2-69]
Longest interception rtn	95	KUPP, Ketner (Eastern Washington) vs NICHOLLS (Dec 1, 2018)
Interception return TDs	1	BROWN, Caleb (Idaho State) vs WESTERN STATE (Aug 31, 2018)
	1	WALKER, M. (Northern Colorado) vs MCNEESE STATE (Sep 01, 2018)
	1	WHITE, Vincent (UC Davis) vs SAN DIEGO (09/08/18)
	1	NASH, Dareon (Montana) vs DRAKE (Sep 08, 2018)
	1	BOYD, S. (Northern Colorado) vs NORTHERN ARIZONA (Oct 20, 2018)
	1	FILER III, Greg (Montana State) at Weber State (Oct 20, 2018)
	1	WEBSTER, Nzuzi (Eastern Washington) vs UC DAVIS (Nov 10, 2018)
	1	DAVISON, M. (Northern Arizona) vs NORTH DAKOTA (Nov 17, 2018)
	1	KUPP, Ketner (Eastern Washington) vs NICHOLLS (Dec 1, 2018)
	1	PREATOR, Jordan (Weber State) vs SOUTHEAST MISSOURI (Dec 1, 2018)
All-purpose yards	277	PROTHEROE, Joe (Cal Poly) vs IDAHO STATE (Nov 10, 2018)
Tackles	24.0	OLSON, Dante (Montana) at Cal Poly (Sep 29, 2018) [12-12]
Sacks	3.5	MOE, Mason (UC Davis) at Montana (Oct 27, 2018) [3-1]
Tackles for loss	5.0	MOE, Mason (UC Davis) at Montana (Oct 27, 2018) [4-2]

Thursday, Aug. 30

Weber State at Utah (Pac-12) UTAH, 41-10
 UC Davis at San Jose State UCD, 44-38
 Western Illinois at Montana State (SWX) MSU, 26-23

Friday, Aug. 31

Portland State at Nevada UNR, 72-19
 Western State at Idaho State ISU, 45-10

Saturday, Sept. 1

Central Wash. at Eastern Washington (SWX) EWU, 58-13
 McNeese State at Northern Colorado MCN, 17-14
 Cal Poly at North Dakota State (ESPN3) NDSU, 49-3
 Northern Arizona at UTEP NAU, 30-10
 North Alabama at Southern Utah UNA, 34-30
 St. Francis (Illinois) at Sacramento State SAC, 55-7
 Northern Iowa at Montana (SWX) UM, 26-23
 Idaho at Fresno State FS, 79-13

Saturday, Sept. 8

Portland State at Oregon (Pac-12) UO, 62-14
 Drake at Montana (SWX) UM, 48-16
 Western New Mexico at Idaho UI, 56-10
 Northern Colorado at South Dakota (ESPN3) SD, 43-28
 E. Washington at Northern Arizona (NC) (CW-6) EWU, 31-26
 Southern Utah at Oregon State (Pac-12) OSU, 48-25
 Montana State at South Dakota State SDSU, 45-14
 Sacramento State at San Diego State SDSU, 28-14
 Weber State at Cal Poly (NC) WSU, 24-17
 San Diego at UC Davis WSU, 54-21

Friday, Sept. 14

Brown at Cal Poly CP, 44-15

Saturday, Sept. 15

UC Davis at Stanford (Pac-12) STAN, 30-10
 Wagner at Montana State (SWX) MSU, 47-24
 Northern Arizona at Missouri State (ESPN3) MSU, 40-8
 College of Idaho at Portland State PSU, 63-14
 Sac State at No. Colorado (NC) (Eleven Sports) SAC, 28-25
 Montana at Western Illinois (ESPN3) WIU, 31-27
 Idaho State at Cal (Pac-12) CAL, 45-23
 Eastern Washington at Washington State (Pac-12) WSU, 59-24
 South Dakota at Weber State (KJZZ) WSU, 27, 10
 Southern Utah at Arizona (Pac-12) UA, 62-31

Saturday, Sept. 22

*Sacramento State at Montana (ROOT) UM, 41-34
 *Cal Poly at Eastern Washington (SWX) EWU, 70-17
 \$Idaho State at North Dakota (Midco) ISU, 25-21
 *Northern Colorado at Weber State WSU, 45-28
 *Southern Utah at Northern Arizona NAU, 31-23
 *Idaho at UC Davis (Eleven Sports) UCD, 44-21
 *Montana State at Portland State (SWX) MSU, 43-23

Saturday, Sept. 29

North Dakota at \$Northern Colorado UND, 38-13
 *Eastern Washington at Montana State (ROOT) EWU, 34-17
 *Portland State at Idaho (SWX) UI, 20-7
 *Northern Arizona at Idaho State ISU, 56-42
 *Montana at Cal Poly (Eleven Sports) UM, 48-28

Saturday, Oct. 6

*UC Davis at Northern Colorado UCD, 49-36
 *Southern Utah at Eastern Washington (ROOT) EWU, 55-17
 *Portland State at Montana (SWX) PSU, 22-20
 *Weber State at Northern Arizona (Eleven Sports) NAU, 28-24
 *Idaho at Idaho State ISU, 62-28
 *Cal Poly at Sacramento State CP, 41-27

Saturday, Oct. 13

\$Montana at North Dakota (SWX/Midco) UND, 41-14
 *Northern Colorado at Portland State PSU, 35-14
 *Idaho at Montana State (ROOT) MSU, 24-23
 *Idaho State at UC Davis UCD, 44-37 (ot)
 *E. Washington at Weber State (Eleven Sports) WSU, 14-6
 *Sacramento State at Southern Utah SUU, 48-27

Saturday, Oct. 20

*No. Arizona at No. Colorado (Eleven Sports) UNC, 42-14
 *Southern Utah at Idaho (SWX) UI, 31-12
 Idaho State at Liberty LIB, 48-41
 *Montana State at Weber State (ROOT) WSU, 34-24
 *UC Davis at Cal Poly UCD, 52-10
 \$North Dakota at Sacramento State UND, 41-15

Saturday, Oct. 27

*Idaho at Eastern Washington (ROOT) EWU, 38-14
 \$Weber State at North Dakota (Midco) WSU, 35-30
 *UC Davis at Montana (SWX) UCD, 49-21
 *Montana State at Idaho State (Eleven Sports) ISU, 24-17
 *Cal Poly at Northern Arizona (CW-6) CP, 38-28
 *Portland State at Sacramento State PSU, 41-14
 *Northern Colorado at Southern Utah UNC, 42-39

Saturday, Nov. 3

*Sacramento State at Weber State WSU, 26-14
 *Eastern Washington at Northern Colorado EWU, 48-13
 *Northern Arizona at UC Davis UCD, 42-20
 *Montana at Southern Utah (ROOT) UM, 57-14
 *Cal Poly at Montana State (SWX) MSU, 49-42
 \$North Dakota at Idaho (SWX) UI, 31-27
 *Idaho State at Portland State (Eleven Sports) ISU, 48-45

Saturday, Nov 10

*UC Davis at Eastern Washington (SWX) EWU, 59-20
 *Northern Colorado at Montana State (ROOT) MSU, 35-7
 \$Portland State at North Dakota (Midco) UND, 17-10
 *Idaho State at Cal Poly CP, 37-14
 *Northern Arizona at Sacramento State Cancelled
 *Montana at Idaho (ROOT) UM, 46-27
 *Weber State at Southern Utah (Eleven Sports) WSU, 31-18

Friday, Nov. 16

*Eastern Washington at Portland State EWU, 74-23

Saturday, Nov. 17

*Montana State at Montana (ROOT) MSU, 29-25
 *Sacramento State at UC Davis (Eleven Sports) UCD, 56-13
 \$North Dakota at Northern Arizona (CW-6) NAU, 31-16
 *Southern Utah at Cal Poly CP, 38-24
 *Weber State at Idaho State WSU, 26-13
 Idaho at Florida (SEC Network) UF, 63-10

Saturday, Nov. 24

^Montana State vs. Incarnate Word MSU, 35-14

Saturday, Dec. 1

^Montana State at North Dakota NDSU, 52-10
 ^SEMO at Weber State WSU, 48-23
 ^Nicholls at Eastern Washington EWU, 42-21
 ^Northern Iowa at UC Davis UCD, 23-16

Friday, Dec. 7

^Maine at Weber State UM, 23-18

Saturday, Dec. 8

^UC Davis at Eastern Washington EWU, 34-29

Saturday, Jan. 5

^Eastern Washington vs. North Dakota State NDSU, 38-24

**Big Sky Conference Game*

\$Big Sky Conference Game for team playing North Dakota

^FCS Playoffs



PLUTO™

Ch. 530 • Big Sky Conference
Ch. 531 • Big Sky Live
Ch. 532 • Portland State
Ch. 533 • Sacramento State
Ch. 534 • Eastern Washington
Ch. 535 • Weber State
Ch. 536 • Southern Utah
Ch. 537 • Montana
Ch. 538 • Montana State
Ch. 539 • Northern Arizona
Ch. 541 • Northern Colorado
Ch. 542 • Idaho
Ch. 543 • Idaho State
Ch. 544 • Cal Poly
Ch. 545 • UC Davis

AVAILABLE ON ANY DEVICE

View suggested by Pluto TV on your device. Download the Pluto TV app on your device. Download the Pluto TV app on your device. Download the Pluto TV app on your device.

DOWNLOAD NOW START WATCHING FREE TV





CAL POLY *Mustangs*



Alex G. Spanos Stadium

Mustang Quick Facts

Location: San Luis Obispo, Calif.
Enrollment: 22,811
Nickname: Mustangs
Colors: Forest Green and Gold
Stadium/Capacity:
 Alex G. Spanos Stadium/11,075
Playing Surface: Natural Grass
President: Dr. Jeffrey D. Armstrong
Athletics Director: Donald J. Oberhelman
Director of Athletic Comm.: Eric Burdick
Phone: (805) 756-6550 (Office)
 (805) 550-3427 (Cell)
 (805) 756-6739 (Press Box)
 (805) 756-2650 (Fax)
E-mail: eburdick@calpoly.edu
Web Site: GoPoly.com

Mustang Football Facts

Head Coach: Tim Walsh
Record at Cal Poly (Years): 56-58 (10)
Overall Record (Years): 173-140 (28)
Football Office Phone: (805) 756-7687
2018 Record: 5-6, 4-4 Big Sky
Big Sky Titles: One/2012
FCS Postseason Record: 1-4

Mustang Football Staff

Head Coach: Tim Walsh
Offensive Coord/OL: Jim Craft
Asst. HC/RBs/RC: Aristotle Thompson
Quarterbacks: Dano Graves
WRs/Special Teams: Dan Ferrigno
Defensive Coordinator/ILB: Josh Brown
Outside Linebackers: Josh Letuligasenoa
Defensive Line: James Jones
Cornerbacks: Wes Nurse
FB/Tight Ends: Kenneth McMillan
Safeties: Randy Stewart

Mustang Personnel

Offensive Formation: Spread Triple Opt.
Defensive Formation: 3-4
Starters Returning: (O/D/SP): 6/12/6
Lettermen Returning: 58
Lettermen Lost: 16
All-Conference Players Returning: 2

Team Notes

• Head Coach Tim Walsh begins his 11th season at Cal Poly. He was named the 2012 Big Sky Coach of the Year.

• Walsh is second in the league in all-time conference wins with 72. He also has the third most all-time victories with 104. Prior to his arrival in San Luis Obispo, Walsh was the head coach at Portland State from 1993 to 2006.

• The Mustangs joined the Big Sky in 2012 and hold a 30-26 record in its first seven seasons. Cal Poly captured the conference title in 2012 and have made four FCS Playoff appearances.

• Cal Poly will play five regular season games inside Alex G. Spanos Stadium, opening with in-state playoff foe San Diego.

* After not playing an FBS foe in 2018, the Mustangs will play at Oregon State during Week 3.

• The Cal Poly offense is coming off a 2018 campaign in which the group finished ranked No. 1 in the

FCS in time of possession, No. 4 in rushing offense and No. 5 in third-down conversions.

• On defense, Matt Shotwell returns after a 90-tackle performance as a sophomore.

• Third team all-conference wide receiver J.J. Koski returns to the field. He had 33 catches for 666 yards and four touchdowns, in addition to a 70-yard punt for a touchdown last season.

• Cal Poly won four of its last six games in 2018 after a 1-4 start.

2018 Results

Date	Opponent	Result
9/1	at North Dakota State	L, 49-3
9/8	vs. Weber State	L, 24-17
9/14	vs. Brown	W, 44-15
9/22	at Eastern Washington*	L, 70-17
9/29	vs. Montana*	L, 48-28
10/6	at Sacramento State*	W, 41-27
10/20	vs. UC Davis*	L, 52-10
10/27	at Northern Arizona*	W, 38-28
11/3	at Montana State*	L, 49-42
11/10	vs. Idaho State*	W, 37-14
11/17	vs. Southern Utah*	W, 38-24

*Big Sky Conference Game
 %FCS Playoffs



Kitu Humphrey
 Senior • DB
 Los Angeles, Calif.



J.J. Koski
 Senior • WR
 Danville, Calif.



Tyler Whisenhunt
 Senior • OL
 San Ramon, Calif.



Head Coach

Tim Walsh

Alma Mater: UC Riverside '77

Years at Cal Poly: 11th Season

Record at Cal Poly: 56-58

Career Record (Years): 173-140 (28)

Walsh vs. The Big Sky

School	Won	Lost
CP	2	0
EWU	5	12
UI	0	0
ISU	8	12
UM	6	13
MSU	7	7
NAU	6	10
UNC	4	1
PSU	5	1
SAC	16	3
SUU	4	3
UCD	7	6
WSU	9	9

Walsh Year-by-Year (D1)

Year	School	Overall	Conf.
1996	PSU	3-8	1-7
1997	PSU	4-7	3-5
1998	PSU	5-6	4-4
1999	PSU	8-3	6-2
2000	PSU	8-4	5-3
2001	PSU	7-4	5-2
2002	PSU	6-5	3-4
2003	PSU	4-7	1-6
2004	PSU	7-4	4-3
2005	PSU	6-5	4-3
2006	PSU	7-4	6-2
2009	Cal Poly	4-7	1-3
2010	Cal Poly	7-4	2-2
2011	Cal Poly	6-5	3-1
2012	Cal Poly	9-3	7-1
2013	Cal Poly	6-6	5-3
2014	Cal Poly	7-5	5-3
2015	Cal Poly	4-7	3-5
2016	Cal Poly	7-5	5-3
2017	Cal Poly	1-10	1-7
2018	Cal Poly	5-6	4-4
Totals		121-115	78-73

2019 Cal Poly Schedule

Date	Opponent	Series	Last Meeting
8/31	vs. San Diego	CP, 5-1	CP, 38-16 (2016)
9/7	at Weber State (NC)	WSU, 8-6	WSU, 24-17 (2018)
9/14	at Oregon State	First Meeting	
9/28	at Southern Utah*	CP, 20-9	CP, 38-24 (2018)
10/5	vs. Montana State*	CP, 8-4	MSU, 49-42 (2018)
10/12	at UC Davis*	UCD, 22-20	UCD, 52-10 (2018)
10/19	vs. North Dakota*	UND, 4-3	UND, 31-24 (2016)
10/26	vs. Sacramento State*	CP, 21-17	CP, 41-27 (2018)
11/2	at Idaho*	UI, 2-0	UI, 20-13 (2007)
11/16	vs. Eastern Washington*	EWU, 8-2	EWU, 70-17 (2018)
11/23	at Northern Colorado*	CP, 10-3	UNC, 42-0 (2017)

*Big Sky Conference Game
(NC) Non-Conference Game

2018 Team Statistics

TEAM STATISTICS	CP	OPP				
SCORING	315	400				
Points Per Game	28.6	36.4				
FIRST DOWNS	237	228				
Rushing	186	119				
Passing	44	99				
Penalty	7	10				
RUSHING YARDAGE	3639	2914				
Yards gained rushing	3846	3094				
Yards lost rushing	207	180				
Rushing Attempts	754	388				
Average Per Rush	4.8	7.5				
Average Per Game	330.8	264.9				
TDs Rushing	28	32				
PASSING YARDAGE	999	219				
Comp-Att-Int	62-119-0	190-324-7				
Average Per Pass	8.4	6.5				
Average Per Catch	16.1	11.2				
Average Per Game	90.8	192.6				
TDs Passing	9	17				
TOTAL OFFENSE	4638	5033				
Total Plays	873	712				
Average Per Play	5.3	7.1				
Average Per Game	421.6	457.5				
KICK RETURNS: #-Yards	42-785	29-591				
PUNT RETURNS: #-Yards	7-112	13-80				
INT RETURNS: #-Yards	7-0	0-0				
KICK RETURN AVERAGE	18.7	20.4				
PUNT RETURN AVERAGE	16.0	6.2				
INT RETURN AVERAGE	0.0	0.0				
FUMBLES-LOST	25-15	11-8				
PENALTIES-Yards	50-398	35-294				
Average Per Game	36.2	26.7				
PUNTS-Yards	52-1980	44-1770				
Average Per Punt	38.1	40.2				
Net punt average	36.2	36.3				
TIME OF POSSESSION/Game	34:48	25:11				
3RD-DOWN Conversions	95/189	50/127				
3rd-Down Pct	50%	39%				
4TH-DOWN Conversions	12/25	5/15				
4th-Down Pct	48%	33%				
SACKS BY-Yards	13-80	11-85				
MISC YARDS	0	0				
TOUCHDOWNS SCORED	40	53				
FIELD GOALS-ATTEMPTS	12-13	10-14				
ON-SIDE KICKS	0-1	0-0				
RED-ZONE SCORES	37-41 90%	38-44 86%				
RED-ZONE TOUCHDOWNS	26-41 63%	30-44 68%				
PAT-ATTEMPTS	39-39 100%	52-52 100%				
ATTENDANCE	39175	59418				
Games/Avg Per Game	6/6529	5/11884				
Neutral Site Games		0/0				
SCORE BY QUARTERS	1st	2nd	3rd	4th	OT	Total
Cal Poly	43	111	78	83	-	315
Opponents	94	133	83	90	-	400

2018 Individual Team Leaders

RUSHING	GP	Att	GAIN	Loss	Net	Avg	TD	Long	Avg/G
PROTHEROE, JOE	11	363	1823	13	1810	5.0	13	70	164.5
JENKINS, KHALEEL	10	191	779	115	664	3.5	9	44	66.4
HERNANDEZ, DREW	10	60	460	7	453	7.6	0	56	45.3
CAMPBELL, JUAN	10	36	204	9	195	5.4	2	39	19.5
PASSING	G	EFFIC	Comp-Att-Int	Pct	Yds	TD	Long	Avg/G	
JENKINS, KHALEEL	10	158.39	46-89-0	51.7	777	9	56	77.7	
JEFFREY, JAKE	7	115.97	15-28-0	53.6	208	0	34	29.7	
RECEIVING	G	No.	Yds	Avg	TD	Long	Avg/G		
KOSKI, J.J.	11	33	666	20.2	4	56	60.5		
HARRISON, Q.	11	6	130	21.7	3	38	11.8		
DAVIS, MALCOLM	11	5	66	13.2	2	32	6.0		
PUNT RETURNS	No.	Yds	Avg	TD	Long				
KOSKI, J.J.	4	103	25.8	1	70				
CAMPBELL, JUAN	2	4	2.0	0	4				
HOWELL, KEVIN	1	5	5.0	0	5				
INTERCEPTIONS	No.	Yds	Avg	TD	Long				
FRASCH, DOMINIC	3	0	0.0	0	0				
HOWELL, KEVIN	1	0	0.0	0	0				
NICHOLS, CARTER	1	0	0.0	0	0				
SHOTWELL, MATT	1	0	0.0	0	0				
REZA, SHARRY	1	0	0.0	0	0				
KICK RETURNS	No.	Yds	Avg	TD	Long				
CAMPBELL, JUAN	14	242	17.3	0	22				
MORTENSEN, BROCC	10	286	28.6	1	99				
MCNAB, RYAN	9	175	19.4	0	24				
EVAGUES, CHRIS	4	39	9.8	0	14				
SCORING	TD	FGs	Kick	RUSH	Rcv	PASS	DXP	SAF	POINTS
PROTHEROE, JOE	13	0-0	0-0	0-0	0	0-0	0	0	78
VEGA, ALEX	0	11-12	39-39	0-0	0	0-0	0	0	72
JENKINS, KHALEEL	9	0-0	0-0	0-0	0	0-0	0	0	54
KOSKI, J.J.	7	0-0	0-0	0-0	0	0-0	0	0	42
HARRISON, Q.	3	0-0	0-0	0-0	0	0-0	0	0	18
TOTAL OFFENSE	G	Plays	RUSH	PASS	TOTAL	Avg/G			
PROTHEROE, JOE	11	363	1810	0	1810	164.5			
JENKINS, KHALEEL	10	280	664	777	1441	144.1			
HERNANDEZ, DREW	10	60	453	0	453	45.3			
ALL PURPOSE	G	RUSH	REC	PR	KOR	IR	Tot	Avg/G	
PROTHEROE, JOE	11	1810	32	0	0	0	1842	167.5	
KOSKI, J.J.	11	96	666	103	0	0	865	78.6	
JENKINS, KHALEEL	10	664	0	0	0	0	664	66.4	
HERNANDEZ, DREW	10	453	20	0	0	0	473	47.3	
CAMPBELL, JUAN	10	195	30	4	242	0	471	47.1	

CAL POLY @CalPolyFootball

2019 Roster

No.	Name	Pos.	Cl.	Ht.	Wt.	Exp.	Hometown (Previous School)
1	Juan Campbell	Sr	WR	5-7	170	IV	Baltimore, MD / Dunbar HS (Hartnell College)
2	Jaylen Morgan	Jr	DB	6-0	185	JC	Hawthorne, CA / Hawthorne HS (Ohio U./El Camino College)
4	Jalen Hamler	Rfr	QB	6-1	195	RS	Los Angeles, CA / Lawndale HS
5	Lepi Laitaimua	Jr	DB	5-9	195	2V	San Bruno, CA / Serra HS
6	J.J. Koski	Sr	WR	6-1	195	3V	Danville, CA / San Ramon Valley HS
8	Kitu Humphrey	Sr	DB	5-10	195	3V	Los Angeles, CA / Long Beach Poly HS
10	Freddie Gaines	Sr	DB	6-1	205	IV	San Francisco, CA / St. Ignatius Prep (College of San Mateo)
11	D'Angelo McKenzie	Rfr	DB	5-10	178	TR	San Jose, CA / Valley Christian HS (Washington State)
12	Kyle Reid	So	QB	6-1	200	IV	Los Gatos, CA / Los Gatos HS
13	Conor Bruce	So	QB	6-0	190	2V	Bakersfield, CA / Garces Memorial HS
13	Daniel Fox	Jr	DB	5-10	180	2V	Thousand Oaks, CA / Westlake HS
14	Tanner Scattini	Rfr	QB	6-2	195	WS	San Jose, CA / Branham HS
16	Ryan Robards	Jr	SB	6-0	205	RS	Elk Grove, CA / Elk Grove HS (American River College)
17	Bradley Mickey	Jr	DB	5-11	200	2V	Arroyo Grande, CA / Arroyo Grande HS
18	Kevin Howell	Jr	DB	5-10	200	IV	Thousand Oaks, CA / Thousand Oaks HS (Nevada)
18	Jake Jeffrey	Jr	QB	6-0	190	2V	Folsom, CA / Folsom HS
19	Ryan McNab	Jr	WR	5-10	170	2V	Northridge, CA / Notre Dame HS
20	Jacob Naschke	Jr	SB	5-9	185	2V	Woodland, CA / Woodland Christian HS
20	Sharky Reza	Sr	DB	6-0	185	2V	Huntington Beach, CA / Edison HS (Orange Coast College)
21	Kameron Dennis	Sr	DB	6-0	193	3V	La Palma, CA / Servite HS
23	Ben Hakimi	Jr	DB	5-9	170	3V	Bakersfield, CA / Garces Memorial HS
23	Nozo Imanaka	Sr	SB	5-6	175	JC	Palo Alto, CA / Gunn HS (Foothill College/DeAnza College)
24	Dusty Frampton	Jr	SB	6-0	215	GS	Linden, CA / Saint Mary's HS
25	Xavier Moore	Rfr	SB	6-1	195	RS	Winston-Salem, NC / Tracy HS
26	Peyton Witcher	Sr	DB	5-9	175	3V	Nipomo, CA / Nipomo HS
27	Brandon Davis	So	DB	6-0	190	2V	Roseville, CA / Woodcreek HS
27	Drew Hernandez	Jr	SB	5-9	190	IV	Antioch, CA / De La Salle HS
28	Chuby Dunu	Jr	SB	6-0	190	2V	Clovis, CA / Buchanan HS
29	Garter Nichols	Sr	DB	6-0	190	3V	Danville, CA / San Ramon Valley HS
30	Gaden Ochoa	Rfr	DB	5-11	195	RS	Bakersfield, CA / Bakersfield HS
31	Dustin Grein	Rfr	LB	6-2	225	RS	Turlock, CA / Turlock HS
31	Duy Tran-Sampson	So	FB	6-2	215	IV	Claremont, CA / Claremont HS
32	Trey Nahhas	Sr	FB	6-2	220	3V	Sacramento, CA / Monterey Trail HS
33	CJ Cole	So	SB	6-0	195	IV	Santa Maria, CA / St. Joseph HS
34	Cameron Crump	Jr	DB	6-1	190	2V	Stockton, CA / Lincoln HS
34	Conner Edgar	Rfr	FB	6-0	215	RS	San Jose, CA / Valley Christian HS
35	Joey Ruiz	Jr	LB	6-1	220	2V	Selma, CA / San Joaquin Memorial HS
37	Ryan Boehm	Jr	DE	6-4	260	IV	Temecula, CA / Great Oak HS
37	Ryan Rivera	Rfr	FB	6-3	240	RS	Tracy, CA / Kimball HS (Army Prep)
38	Lance Vecchio	Jr	LB	6-2	215	IV	Bellflower, CA / Villa Park HS
39	Will Semone	So	SB	5-9	200	IV	Oakdale, CA / Oakdale HS
41	Corey Thomas	Rfr	LB	6-0	215	RS	Upland, CA / Upland HS
42	Matt Shotwell	Jr	LB	6-0	230	2V	Goleta, CA / Bishop Diego HS
43	Anthony Rosales	Sr	LB	6-0	225	IV	Chino Hills, CA / Chino Hills HS (Mt. San Antonio College)
44	Matt Wright	Jr	LB	6-2	235	IV	Monterey, CA / Monterey HS (Hartnell College)
46	Nik Navarro	Sr	LB	6-0	240	3V	Fontana, CA / Jurupa Hills HS
47	Aaron Cooper	So	LB	6-2	210	IV	Lancaster, CA / Paraclete HS
48	Nick White	Jr	TE	6-6	235	IV	Georgetown, CA / Golden Sierra HS
49	Chris Evaguius	Sr	LB	5-11	230	IV	Mission Viejo, CA / Tesoro HS (Saddleback College)
50	D.J. Stuckey	So	OL	6-3	295	IV	Los Angeles, CA / Cathedral HS
51	Griffin Kemp	Sr	DL	6-5	265	IV	Las Vegas, NV / Palo Verde HS (Utah/Mesa Community College)
52	Fenton Will	So	LB	6-0	225	IV	Santa Maria, CA / St. Joseph HS
54	Dominic Stellini-Splan	Jr	OL	6-1	285	JC	Tracy, CA / Tracy HS (CC San Francisco)
55	Andrew Cokley	Rfr	OL	6-4	280	RS	Folsom, CA / Vista del Lago HS
56	Myles Cecil	So	DE	6-3	278	IV	Panorama City, CA / La Salle HS
57	Timothy Miller	Rfr	LB	6-0	230	RS	San Luis Obispo, CA / St. Joseph HS
59	Stanton Manumaleuna	So	DL	5-11	305	IV	Riverside, CA / Norte Vista HS
60	Tyler Whisenhunt	Sr	OL	6-4	280	3V	San Ramon, CA / California HS
61	Paul Trujillo-Langdon	Sr	OL	6-1	300	3V	Lytle Creek, CA / Carter HS
63	Apefai Taifane	Sr	OL	6-3	300	IV	Amanaye, American Samoa / Leone HS (West Hills College)
64	Drew Gilmore	So	OL	6-4	285	IV	Vallejo, CA / St. Patrick-St. Vincent HS
66	Daniel Machado	Rfr	OL	6-3	280	RS	San Jose, CA / Valley Christian HS
67	Junior Gaitan	Jr	OL	6-4	275	2V	Santa Ana, CA / Foothill HS
68	Jojo Faló	So	DL	6-2	285	IV	San Diego, CA / Madison HS (Air Force Prep)
69	J.T. Lyon	Rfr	OL	6-3	265	RS	Westlake Village, CA / Chaminade HS
72	Wade Willet	So	OL	6-6	290	IV	Brentwood, CA / De La Salle HS
73	Nicolo Difronzo	So	OL	6-3	290	IV	Newbury Park, CA / Oaks Christian HS
74	Chase Windham	So	OL	6-4	260	2V	Murrieta, CA / Vista Murrieta HS (Nevada)
75	Kyle Reis	Rfr	OL	6-3	275	RS	Manteca, CA / Manteca HS
76	Vatulele Finau	Rfr	OL	6-2	285	RS	Lennox, CA / Serra HS
77	Sawyer Sobelman	Jr	OL	6-3	260	2V	Elk Grove, CA / Pleasant Grove HS
78	Galvin Yurosek	Rfr	OL	6-4	255	RS	Bakersfield, CA / Bakersfield Christian HS
79	David Chelsen	Sr	OL	6-5	295	3V	San Luis Obispo, CA / San Luis Obispo HS
81	Quentin Harrison	Jr	WR	6-3	200	2V	Chula Vista, CA / Bonita Vista HS
82	Eli Shelton	So	WR	5-10	170	IV	Chula Vista, CA / Mater Dei Catholic HS
83	Orlando Yopez	Jr	WR	6-0	195	2V	Salinas, CA / Palma HS
85	Michael Roth	So	WR	6-4	215	2V	Woodinville, WA / Woodinville HS
86	Leonte Huerta-Moore	Rfr	WR	6-5	189	RS	Antelope, CA / Antelope HS
90	Mitch Souza	So	K	6-3	195	RS	Clovis, CA / Buchanan HS (Fresno City College)
90	James Williams	Rfr	DL	6-3	225	RS	Rancho Santa Margarita, CA / Tesoro HS
91	Chris Flood	Jr	DL	6-2	255	2V	San Leandro, CA / Bishop O'Dowd HS
92	Richard Watkins	Jr	DL	6-0	310	RS	Thousand Oaks, CA / Newbury Park HS (Moorpark College)
93	Kain Su'a	So	DL	6-1	300	IV	Moreno Valley, CA / Rancho Verde HS
95	Brando Phillips	Sr	DE	6-3	250	IV	Castaic, CA / West Ranch HS
95	Pono Faaagi	So	DL	6-1	275	IV	Murrieta, CA / Vista Murrieta HS
97	Mitch Anderson	Fr	WR	5-11	180	HS	Whittier, CA / La Habra HS
	Mark Biggins	Fr	SB	5-10	190	HS	San Francisco, CA / St. Ignatius HS
	Payson Campisano	Fr	OL	6-3	250	HS	San Diego, CA / Torrey Pines HS
	Andrew Cox	Fr	WR	6-1	178	HS	Los Angeles, CA / Fairfax HS
	Aarmon Ewing	Jr	LB	6-1	215	JC	Sacramento, CA / Christian Brothers HS (Sacramento City College)
	Tyler Green	Jr	DB	6-0	185	HS	Sacramento, CA / Christian Brothers HS
	Shakobe Harper	Fr	SB	5-7	185	HS	Santa Ana, CA / Mater Dei HS
	Matthew Hoffman	Fr	K	6-3	160	HS	Danville, CA / Monte Vista HS
	Dawson Hurst	Fr	DB	6-0	195	HS	Loomis, CA / Del Oro HS
	Isaiah Jernagin	Fr	DB	5-8	170	HS	Bakersfield, CA / Bakersfield HS
	Dominic King	Jr	DL	6-5	270	JC	Santa Maria, CA / St. Joseph HS (Allan Hancock College)
	Palu Laipeli	Jr	LB	6-1	225	JC	Burlingame, CA / Burlingame HS (College of San Mateo)
	Charles Lincoln	Fr	DL	6-4	230	HS	San Luis Obispo, CA / San Luis Obispo HS
	Dorien Mars	Fr	SB	5-9	180	HS	Corona, CA / Roosevelt HS
	Gaden McCloughan	Jr	DB	6-1	185	JC	Los Gatos, CA / Los Gatos HS (Foothill College)
	Michael Mercep	Fr	LB	6-2	205	HS	Lake Oswego, OR / Lake Oswego HS
	Judaea Moon	Fr	LB	6-0	240	HS	San Jose, CA / Valley Christian HS
	Cole Powers	Fr	QB	6-2	170	HS	Petaluma, CA / Petaluma HS
	Justin Restani	Fr	WR	6-1	180	HS	Elk Grove, CA / Pleasant Grove HS
	Jackson Sterling	Fr	FB/TE	5-10	190	HS	Simi Valley, CA / Oaks Christian HS/Simi Valley HS
	Sam Stewart Jr.	Fr	FB/TE	5-11	200	HS	Bakersfield, CA / Liberty HS
	Matthew Stuppiello III	Jr	DB	5-9	185	TR	San Diego, CA / Cathedral Catholic HS (Claremont Mudd Scripps)
	Colton Theaker	Fr	K	6-3	180	HS	Arroyo Grande, CA / Arroyo Grande HS
	Mohab Wahdan	Fr	OL	6-4	305	HS	San Diego, CA / Torrey Pines HS
	Garrett Weichman	Jr	OL	6-4	320	JC	Costa Mesa, CA / Edison HS (Orange Coast College)

2019 Team Information

All-Conference Returners

Tyler Whisenhunt, OG, 2nd Team, Started all 11 games

J.J. Koski, WR, 3rd Team, 33 catches, 666 receiving yds, 4 TDs

Other Key Returners

Matt Shotwell, ILB, HM, 90 tackles, 57 solo stops

Kitu Humphrey, DB, 67 tackles, 2.0 TFL, 1 FR, 9 PBU

Mustangs Record by Season (Since 1980)

Year	Coach	Conference				Rank	Overall			
		W	L	T	PCT		W	L	T	PCT
1980	Joe Harper	-	-	-	-	-	10	3	0	.769
1981	Joe Harper	-	-	-	-	-	4	5	0	.444
1982	Jim Sanderson	-	-	-	-	-	6	5	0	.545
1983	Jim Sanderson	-	-	-	-	-	5	6	0	.455
1984	Jim Sanderson	-	-	-	-	-	6	4	0	.600
1985	Jim Sanderson	-	-	-	-	-	4	7	0	.364
1986	Jim Sanderson	-	-	-	-	-	5	5	0	.500
1987	Lyle Setenich	-	-	-	-	-	7	3	0	.700
1988	Lyle Setenich	-	-	-	-	-	5	4	1	.556
1989	Lyle Setenich	-	-	-	-	-	5	5	0	.500
1990	Lyle Setenich	-	-	-	-	-	10	2	0	.833
1991	Lyle Setenich	-	-	-	-	-	4	6	0	.400
1992	Lyle Setenich	-	-	-	-	-	4	5	1	.444
1993	Lyle Setenich	-	-	-	-	-	6	4	0	.600
1994	Andre Patterson	-	-	-	-	-	7	4	0	.636
1995	Andre Patterson	-	-	-	-	-	5	6	0	.455
1996	Andre Patterson	-	-	-	-	-	5	6	0	.455
1997	Larry Welsh	-	-	-	-	-	10	1	0	.909
1998	Larry Welsh	-	-	-	-	-	3	8	0	.273
1999	Larry Welsh	-	-	-	-	-	3	8	0	.273
2000	Larry Welsh	-	-	-	-	-	3	8	0	.273
2001	Rich Ellerson	-	-	-	-	-	6	5	0	.545
2002	Rich Ellerson	-	-	-	-	-	3	8	0	.273
2003	Rich Ellerson	-	-	-	-	-	7	4	0	.636
2004*	Rich Ellerson	4	1	0	.800	1	9	2	0	.818
2005*	Rich Ellerson	4	1	0	.800	T1	9	4	0	.692
2006*	Rich Ellerson	2	2	0	.500	3	7	4	0	.636
2007*	Rich Ellerson	2	2	0	.500	3	7	4	0	.636
2008*	Rich Ellerson	4	0	0	1.000	1	8	3	0	.727
2009*	Tim Walsh	1	3	0	.250	5	4	7	0	.364
2010*	Tim Walsh	2	2	0	.500	3	7	4	0	.636
2011*	Tim Walsh	1	3	0	.250	T4	6	6	0	.500
2012	Tim Walsh	7	1	0	.875	T1	9	3	0	.750
2013	Tim Walsh	5	3	0	.625	T4	6	6	0	.500
2014	Tim Walsh	5	3	0	.625	T5	7	5	0	.583
2015	Tim Walsh	3	5	0	.375	T8	4	7	0	.364
2016	Tim Walsh	5	3	0	.625	T4	7	5	0	.583
2017	Tim Walsh	1	7	0	.125	T2	1	10	0	.091
2018	Tim Walsh	4	4	0	.500	T6	5	6	0	.455

*Great West Conference

EASTERN WASHINGTON *Eagles*



Roos Field

Eagle Quick Facts

Eagle Quick Facts

Location: Cheney, Wash
Enrollment: 12,635
Nickname: Eagles
Colors: Red and White
Stadium/Capacity: Roos Field/8,600
Playing Surface: Red Sprinturf
President: Dr. Mary Cullinan
Athletics Director: Lynn Hickey
Sports Information Director: Dave Cook
Phone: (509) 359-6334 (Office)
 (509) 280-2502 (Cell)
 (509) 359-6351 (Press Box)
 (509) 359-2828 (Fax)
E-mail: dcook@ewu.edu
Web Site: GoEags.com

Eagle Football Facts

Head Coach: Aaron Best
Record at EWU (Years): 19-7 (2)
Overall Record (Years): Same
Football Office Phone: (509) 359-6541
2018 Record: 12-3, 7-1 Big Sky
Big Sky Titles: Ten/1992, 1997, 2004, 2005, 2010, 2011, 2013, 2014, 2016, 2018
FCS Postseason Record: 17-11
NCAA FCS Championships: 2010

Eagle Football Staff

Head Coach: Aaron Best
Associate Head Coach/DC/DE: Eti Ena
Offensive Coord./QBs: Ian Shoemaker
Linebackers: Josh Fetter
Def Front/DTs: Brian Strandley
Offensive Line: Jase Butorac
Running Backs: Kevin Maurice
Tight Ends/ST: Heath Pulver
Cornerbacks/Def Pass Game: Allen Brown
Wide Receivers: Pat McCann
Safeties: Bryan Mills

Eagle Personnel

Offensive Formation: Multiple
Defensive Formation: 4-2-5
Starters Returning: (O/D/SP): 5/4/2
Lettermen Returning: 48
Lettermen Lost: 25
Returning All-Conf. Performers: 5

Team Notes

- Aaron Best enters his third season at the helm of the Eastern Washington Eagles. Prior to Best taking over head coaching duties in 2017, he spent 16 seasons on the Eastern Washington staff in addition to his four years as a student-athlete. Best went 7-4, 6-2 in his first season - a better debut season than the past three Eagle head coaches.

- Best followed up his first season with a stellar second year that saw the Eagles earn a trip to the FCS Championship game and a Big Sky title.

- EWU has registered six or more wins for the last 12 years. During that time, the Eagles have had six years of 10-plus wins and have finished fourth or higher.

- The Eagles have advanced to the FCS Playoffs 13 times. Eastern Washington tallied three postseason wins in 2018, leading to a 12-3 overall record.


- Eric Barriere was 8-2 as a starter and finished 13th in the FCS in passing efficiency (146.9) and 13th in touchdown passes with 24 after setting school and FCS Playoff records with seven versus Maine. He also broke the single-season record for rushing yards by a quarterback of 606.

- Eastern Washington set several Big Sky marks in 2018, including the scoring (647 points) and touchdowns (86) records.


2018 Results

Date	Opponent	Result
9/3	vs. Central Washington	W, 58-13
9/8	at Northern Arizona (NC)	W, 31-26
9/15	at Washington State	L, 59-24
9/22	vs. Cal Poly*	W, 70-17
9/29	at Montana State*	W, 34-17
10/6	vs. Southern Utah*	W, 55-17
10/13	at Weber State*	L, 14-6
10/27	vs. Idaho*	W, 38-14
11/3	at Northern Colorado*	W, 48-13
11/10	vs. UC Davis*	W, 59-20
11/16	at Portland State*	W, 74-23
12/1	vs. Nicholls%	W, 42-21
12/8	vs. UC Davis%	W, 34-29
12/15	vs. Maine%	W, 50-19
1/5	vs. North Dakota State%	L, 38-24

*Big Sky Conference Game
 %FCS Playoffs



Jayce Gilder
 Senior • TE
 Corvallis, Mont.



Dylan Ledbetter
 Senior • DL
 West Seattle, Wash.



Spencer Blackburn
 Senior • OL
 Bellingham, Wash.



Head Coach

Aaron Best

Alma Mater: Eastern Washington '01

Years at EWU: Third Season

Record at EWU: 19-7

Career Record (Years): Same

Best vs. The Big Sky

School	Won	Lost
CP	1	0
EWU	0	0
UI	1	0
ISU	0	0
UM	1	0
MSU	2	0
NAU	0	0
UNC	1	0
PSU	2	0
SAC	1	0
SUU	1	1
UCD	3	0
WSU	0	2

Best Year-by-Year

Year	School	Overall	Conf.
2017	EWU	7-4	6-2
2018	EWU	12-3	7-1
Totals		19-7	13-3

2019 Eastern Washington Schedule

Date	Opponent	Series	Last Meeting
8/31	at Washington	UW, 2-0	UW, 59-52 (2014)
9/7	vs. Lindenwood	First Meeting	
9/14	at Jacksonville State	EWU, 1-0	EWU, 35-24 (2013)
9/21	at Idaho*	EWU, 15-7	EWU, 38-14 (2018)
9/28	vs. North Dakota*	EWU, 4-0	EWU, 21-14 (2017)
10/5	at Sacramento State*	EWU, 19-4	EWU, 52-31 (2017)
10/12	vs. Northern Colorado*	EWU, 12-1	EWU, 48-13 (2018)
10/26	at Montana*	UM, 27-17-1	EWU, 48-41 (2017)
11/2	vs. Northern Arizona*	EWU, 21-12	EWU, 31-26 (2018)
11/9	at Idaho State*	EWU, 29-9	EWU, 48-17 (2016)
11/16	at Cal Poly*	EWU, 8-2	EWU, 70-17 (2018)
11/23	vs. Portland State*	Tied, 20-20-1	EWU, 74-23 (2018)

*Big Sky Conference Game

2018 Team Statistics

TEAM STATISTICS	EWU	OPP				
SCORING	647	340				
Points Per Game	43.1	22.7				
FIRST DOWNS	353	336				
Rushing	165	139				
Passing	167	168				
Penalty	21	29				
RUSHING YARDAGE	3839	2484				
Yards gained rushing	4226	2915				
Yards lost rushing	387	429				
Rushing Attempts	580	621				
Average Per Rush	6.6	4.0				
Average Per Game	255.9	165.6				
TDs Rushing	41	23				
PASSING YARDAGE	4084	3403				
Comp-Att-Int	301-489-14	323-534-22				
Average Per Pass	8.4	6.4				
Average Per Catch	13.6	10.5				
Average Per Game	272.3	226.9				
TDs Passing	38	19				
TOTAL OFFENSE	7923	5887				
Total Plays	1069	1155				
Average Per Play	7.4	5.1				
Average Per Game	528.2	392.5				
KICK RETURNS: #-Yards	44-874	60-1094				
PUNT RETURNS: #-Yards	28-235	21-216				
INT RETURNS: #-Yards	22-307	14-88				
KICK RETURN AVERAGE	19.9	18.2				
PUNT RETURN AVERAGE	8.4	10.3				
INT RETURN AVERAGE	14.0	6.3				
FUMBLES-LOST	20-10	23-12				
PENALTIES-Yards	95-951	83-757				
Average Per Game	63.4	50.5				
PUNTS-Yards	61-2686	88-3576				
Average Per Punt	44.0	40.6				
Net punt average	38.5	36.1				
TIME OF POSSESSION/Game	26:53	32:55				
3RD-DOWN Conversions	85/200	98/244				
3rd-Down Pct	42%	40%				
4TH-DOWN Conversions	11/26	11/27				
4th-Down Pct	42%	41%				
SACKS BY-Yards	36-248	24-163				
MISC YARDS	82	-10				
TOUCHDOWNS SCORED	86	44				
FIELD GOALS-ATTEMPTS	16-16	10-19				
ON-SIDE KICKS	0-1	0-2				
RED-ZONE SCORES	64-75 85%	34-47 72%				
RED-ZONE TOUCHDOWNS	49-75 65%	27-47 57%				
PAT-ATTEMPTS	75-79 95%	40-41 98%				
ATTENDANCE	63795	76247				
Games/Avg Per Game	8/7974	6/12708				
Neutral Site Games		1/17802				
SCORE BY QUARTERS	1st	2nd	3rd	4th	OT	Total
Eastern Washington	155	167	166	159	-	647
Opponents	71	100	94	75	-	340

2018 Individual Team Leaders

RUSHING	GP	Att	Gain	Loss	Net	Avg	TD	Long	Avg/G
McPHERSON, SAM	15	204	1549	39	1510	7.4	13	94	100.7
CUSTER, ANTOINE	12	97	657	32	625	6.4	8	62	52.1
BARRIERE, ERIC	13	99	768	155	613	6.2	8	85	47.2
PIERCE, T.	14	70	563	13	550	7.9	7	81	39.3
MERRITT, DENNIS	15	44	358	12	346	7.9	3	81	23.1
PASSING	G	EFFIC	COMP-ATT-INT	PCT	Yds	TD	Lng	Avg/G	
BARRIERE, ERIC	13	146.95	190-311-9	61.1	2450	24	68	188.5	
GUBRUD, GAGE	5	156.78	99-160-5	61.9	1416	13	62	283.2	
RECEIVING	G	No.	Yds	Avg	TD	Long	Avg/G		
WEBSTER, NSIMBA	15	84	1379	16.4	11	68	91.9		
BOSTON, ANDREW	15	43	531	12.3	4	55	35.4		
WILLIAMS, J.	15	25	317	12.7	0	38	21.1		
McPHERSON, SAM	15	22	178	8.1	1	27	11.9		
GRADY, TERENCE	15	20	304	15.2	2	64	20.3		
GILDER, JAYCE	15	20	237	11.9	7	29	15.8		
PUNT RETURNS	No.	Yds	Avg	TD	Long				
EAGLE, ZACH	8	57	7.1	0	24				
CRINER, CALIN	7	45	6.4	0	21				
WEED, TRE	6	64	10.7	0	22				
WEBSTER, NSIMBA	4	73	18.2	1	57				
INTERCEPTIONS	No.	Yds	Avg	TD	Long				
TUCKER, D'LONDO	5	65	13.0	0	24				
LEWIS, JOSH	5	40	8.0	0	21				
CRINER, CALIN	3	35	11.7	0	35				
JOHNSON, M.	2	13	6.5	0	9				
KICK RETURNS	No.	Yds	Avg	TD	Long				
MERRITT, DENNIS	21	471	22.4	0	55				
DORTON, DRE	16	334	20.9	0	40				
SCORING	TD	FGs	Kick	RUSH	RCV	PASS	DXP	SAF	POINTS
ALCOBENDAS, R.	0	16-16	71-72	0-0	0	0-0	0	0	119
McPHERSON, SAM	14	0-0	0-0	0-0	0	1-2	0	0	84
WEBSTER, NSIMBA	12	0-0	0-0	0-0	1	0-0	0	0	74
BARRIERE, ERIC	8	0-0	0-0	0-0	0	3-3	0	0	48
GILDER, JAYCE	7	0-0	0-0	0-0	3	0-0	0	0	48
CUSTER, ANTOINE	8	0-0	0-0	0-0	0	0-0	0	0	48
TOTAL OFFENSE	G	PLAYS	RUSH	PASS	TOTAL	Avg/G			
BARRIERE, ERIC	13	410	613	2450	3063	235.6			
McPHERSON, SAM	15	207	1510	78	1588	105.9			
GUBRUD, GAGE	5	191	169	1416	1585	317.0			
ALL PURPOSE	G	RUSH	REC	PR	KOR	IR	Tot	Avg/G	
McPHERSON, SAM	15	1510	178	0	0	0	1688	112.5	
WEBSTER, NSIMBA	15	24	1379	73	0	0	1476	98.4	

EASTERN WASHINGTON @EWU Football

2019 Roster

No.	Name	Pos.	Ht.	Wt.	Cl.	Exp.	Hometown (Previous School)
1	Talolo Limu-Jones	WR	6-5	220	Jr.	2L*	Vallejo, Calif. (Grace Davis HS '16)
2	Jayson Williams	WR	6-1	205	Sr.	3L*	Tacoma, Wash. (Lincoln HS '15)
3	#Eric Barriere	QB	6-0	200	Jr.	2L*	Inglewood, Calif. (La Habra HS '16)
4	#Dylan Ledbetter	DL	6-3	275	Sr.	3L*	West Seattle, Wash. (O'Dea HS '15)
5	Mitchell Johnson	DL	6-3	245	So.	1L*	West Linn, Ore. (West Linn HS '17)
6	Dennis Merritt	RB	5-10	180	Sr.	2L*	Leavenworth, Wash. (Cascade HS '15)
7	Tre Weed	DB	6-0	190	Fr.	HS*	Sumner, Wash. (Sumner HS '18)
8	Jack Sendelbach	LB	6-3	225	Sr.	2L*	Seattle, Wash. (Blanchet HS '15)
9	#Andrew Boston	WR	6-3	185	So.	1L*	Puyallup, Wash. (Emerald Ridge HS '17)
10	Dre' Sonte Dorton	WR	5-10	185	Sr.	2L*	Pasco, Wash. (Chiawana HS '15)
11	Freddie Roberson	WR	6-3	185	Fr.	HS*	Seattle, Wash. (Rainier Beach HS '18)
12	Simon Burkett	QB	6-3	185	Fr.	HS*	Bellingham, Wash. (Meridian HS '18)
13	Deborahae McClain	DL	6-3	230	So.	1L*	Bremerton, Wash. (Peninsula HS '17)
13	Michael Taras	WR	6-2	195	Fr.	HS*	Vancouver, Wash. (Heritage HS '18)
14	Darrien Sampson	DB	6-1	175	Fr.	HS*	South Seattle, Wash. (Rainier Beach HS '18)
15	Gunner Talkington	QB	5-10	215	So.	1L*	Battle Ground, Wash. (Battle Ground HS '17)
16	Micah Smith	RB	6-0	190	Fr.	HS*	Spanaway, Wash. (Graham-Kapowsin HS '18)
17	Champ Grayson	WR	6-2	185	Fr.	HS*	Kennewick, Wash. (Kamiakin HS '18)
18	Ty Graham	LB	6-0	205	Sr.	TR	Cheney, Wash. (Cheney HS '16 & Univ. of Idaho)
19	Anthony Stell Jr.	WR	5-10	170	Fr.	HS*	Seattle, Wash. (Rainier Beach HS '18)
20	Ira Branch	DB	6-1	180	So.	1L*	Tacoma, Wash. (Mount Tahoma HS '17)
21	Dean Sise	DB	6-2	205	So.	TR*	Kirkland, Wash. (Juanita HS '17 & Navy)
22	Tylen Prunty	DB	6-1	205	Sr.	3L*	Beaverton, Ore. (Tigard HS '15)
23	#Dehonta Hayes	DB	5-11	195	Sr.	2L*	Tacoma, Wash. (Lincoln HS '15)
24	Tamarick Pierce	RB	5-10	215	Sr.	3L	Oakland, Calif. (Saint Mary's HS '16)
25	Calin Criner	DB	5-10	185	Jr.	2L*	Boise, Idaho (Rocky Mountain HS '16)
26	Darreon Moore	DB	5-10	180	So.	1L*	Pasco, Wash. (Kamiakin HS '17)
27	Kedrick Johnson	DB	6-3	215	Jr.	2L*	Vancouver, Wash. (Hockinson HS '16)
28	Antoine Custer Jr.	RB	5-9	190	Sr.	3L	Berkeley, Calif. (De La Salle '16)
29	Anthony Smith	DB	5-11	190	So.	1L*	Everett, Wash. (Mariner HS '17)
32	Bradley Alexander	DB	5-10	175	Sr.	1L*	Las Vegas, Nevada (Canyon Springs '15 & Grambling State)
34	Anfernee Gurley	DB	5-10	185	So.	1L*	Everett, Wash. (Archbishop Murphy HS '17)
35	Demetrius Crosby Jr.	DB	6-1	190	Fr.	HS	Tacoma, Wash. / Foss HS '19
36	Andrew Katzenberger	LB	6-1	220	Sr.	3L*	Lynnwood, Wash. (Lynnwood HS '15)
37	Andre Slyter	K/P	6-2	220	Jr.	1L*	Kent, Wash. (Kentwood HS '16)
38	Joe Lang	DB	6-2	205	Jr.	1L*	Royal, Wash. (Royal HS '16)
39	Justin Patterson	LB	6-2	215	Fr.	HS*	Los Angeles, Calif. (Junipero Serra HS '18)
41	Trevor Davis Jr.	LB	6-1	215	Sr.	2L*	Tumwater, Wash. (Tumwater HS '15)
42	Keshawn King	DB	5-9	175	So.	SO*	Marysville, Wash. (Marysville Pilchuck HS '17)
43	Trevor Bowens	P	5-10	165	So.	SO*	Gardena, Calif. (Redondo Union HS '17)
44	Blake Ochsner	DL	6-0	230	Jr.	SO*	Spokane, Wash. (Lewis & Clark HS '16)
45	Tamir Hill	DB	5-11	185	Jr.	1L*	Meridian, Idaho (Rocky Mountain HS '15 & Western Oregon)
47	Cody Clements	LS	6-2	225	So.	SO*	Richland, Wash. (Richland HS '17)
48	Isaiah Lewis	RB	6-0	200	Fr.	HS*	Monroe, Wash. (Monroe HS '18)
49	#Jim Townsend	DL	6-4	265	Sr.	3L*	Okanogan, Wash. (Okanogan HS '15)
50	Emmanuel Osohoha	LB	6-1	215	Fr.	HS*	Seattle, Wash. (Archbishop Murphy HS '18)
53	Joshua Jerome	DL	6-1	275	Fr.	HS*	Monroe, Wash. (Monroe HS '18)
54	Cale Lindsay	LB	6-1	220	So.	1L*	Tacoma, Wash. (Lakes HS '17)
55	Rudolph Mataia Jr.	DL	6-1	255	Jr.	1L*	Vancouver, Wash. (Evergreen HS '16)
58	#Chris Ojoh	LB	6-1	220	Jr.	2L	Sunland, Calif. (Bishop Alemany HS '17)
62	Seth Harrison	K/P	5-10	180	Fr.	HS*	Coeur d'Alene, Idaho (Coeur d'Alene HS '18)
64	#Chris Schlichting	OL	6-5	295	Sr.	3L*	North Bend, Wash. (Mount Si HS '15)
65	Tristen Taylor	OL	6-6	325	Sr.	2L*	Stockton, Calif. (Stagg HS '15)
66	##Kaleb Levao	OL	6-4	310	Sr.	3L*	Aberdeen, Wash. (Aberdeen HS '14)
67	Aaron Williams	OL	6-6	250	Fr.	HS*	Spokane, Wash. (Central Valley HS '18)
68	Charlie Baumann	OL	6-5	280	Fr.	HS*	Bellevue, Wash. (Newport HS '18)
69	Will Gram	OL	6-4	300	Sr.	2L*	Troy, Idaho (Troy HS '15)
72	Keith Moore	DL	6-4	290	Jr.	2L*	Bremerton, Wash. (Olympic HS '16)
73	Matt Shook	OL	6-4	290	So.	1L*	Graham, Wash. (Graham-Kapowsin HS '17)
75	##Spencer Blackburn	OL	6-2	290	Sr.	3L*	Bellingham, Wash. (Meridian HS '14)
76	Brad Godwin	OL	6-6	270	Fr.	HS*	Redlands, Calif. (Redlands HS '18)
77	Wyatt Musser	OL	6-5	295	So.	1L*	Kennewick, Wash. (Kamiakin HS '17)
78	Conner Crist	OL	6-3	300	Jr.	2L*	Tigard, Ore. (Tigard HS '16)
79	Nicholas Blair	TE	6-7	310	Jr.	1L*	Everett, Wash. (Everett HS '16)
81	Aiden Nello	TE	6-4	225	Fr.	HS*	Vancouver, Wash. (Union HS '18)
82	Xavier James	WR	6-2	175	Jr.	SO*	Goodyear, Ariz. (Verrado HS '16)
83	Marques Hampton Jr.	WR	6-1	190	So.	1L*	DuPont, Wash. (Steilacoom HS '17)
86	Dylan Ingram	TE	6-5	245	So.	1L*	Camas, Wash. (Camas HS '17)
87	Julian Houston	TE	6-6	245	Fr.	HS*	Burlington, Wash. (Burlington-Edison HS '18)
88	Johnny Edwards IV	WR	5-11	180	Jr.	2L	Pasadena, Calif. (Bishop Alemany HS '17)
89	Jayce Gilder	TE	6-4	245	Sr.	3L*	Corvallis, Mont. (Corvallis HS '15)
93	Trenton Harris	TE	6-3	240	Jr.	1L*	Kent, Wash. (Kentwood HS '16)
96	Darnell Hogan	DL	6-4	250	Sr.	2L*	Seattle, Wash. (Cleveland HS '15)
97	Zion Fa'aopega	DL	6-2	240	Fr.	HS*	Vancouver, Wash. (Union HS '18)
99	Caleb Davis	DL	6-3	270	So.	1L*	Bonney Lake, Wash. (Bonney Lake HS '17)

Incoming Freshmen							
7	Trey Turner	QB	6-1	190	Fr.	HS	Pittsburg, Calif. / Pittsburg HS '19
13	Kellen Kranc	QB	6-3	180	Fr.	HS	Enumclaw, Wash. / Enumclaw HS '19
30	Marlon Jones Jr.	DB	6-0	175	Fr.	HS	Tacoma, Wash. (Curtis HS '19)
31	Trey Edwards	DB	6-0	165	Fr.	HS	Los Angeles, Calif. / Narbonne HS '19
33	Kyle Bryant	RB	6-0	185	Fr.	HS	San Fernando, Calif. / San Fernando HS '19
40	Silas Perreiah	RB	5-11	210	Fr.	HS	Spokane, Wash. / Northwest Christian HS '19
43	Jordan White	DB	6-0	190	Fr.	HS	Lynnwood, Calif. / Chaparral HS '19
46	Nick Kokich	K/P	6-2	200	Fr.	HS	Tacoma, Wash. / Bellarmine Prep HS '19
46	Steven Flowers	LB	6-2	215	Fr.	HS	Grand Coulee, Wash. / Lake Roosevelt HS '19
52	Isaac Flemmer	OL	6-7	265	Fr.	HS	Banks, Ore. / Valley Catholic HS '19
57	Luke Dahlgren	OL	6-3	260	Fr.	HS	Forks, Wash. / Forks HS '19
59	George Becker	OL	6-4	265	Fr.	HS	Gridley, Calif. / Gridley HS '19
60	Jacob Newsum	DL	6-3	250	Fr.	HS	Colville, Wash. / Colville HS '19
60	Nate Hagreen	OL	6-3	265	Fr.	HS	Cheney, Wash. / Cheney HS '19
61	Cameron Lynch	OL	6-3	250	Fr.	HS	Sammamish, Wash. / Eastlake HS '19
63	Brock Harrison	DL	6-3	235	Fr.	HS	Ridgefield, Wash. / Ridgefield HS '19
70	Matthew Hewa Baddege	OL	6-7	325	Fr.	HS	Port Quiltiam, B.C. / Terry Fox Secondary '19
95	James Durr	LS	6-1	215	Fr.	HS	Vancouver, Wash. / Union HS '19
80	Jakobie James	WR	6-2	185	Fr.	HS	Redlands, Calif. / Redlands HS '19
85	Chris Johnson	WR	6-4	210	Fr.	HS	Sammamish, Wash. / Skyline HS '19
90	Sebastian Gomez	DL	6-1	260	Fr.	HS	Salinas, Calif. / Salinas HS '19
91	Warren Hardin	DL	6-3	225	Fr.	HS	Riverside, Calif. / Riverside Poly HS '19
92	Dawson Ingram	TE	6-5	240	Fr.	HS	Camas, Wash. / Camas HS '19
94	Blake Gobel	TE	6-6	220	Fr.	HS	Banks, Ore. / Banks HS '19
98	Soli Paleso'o	DL	6-3	270	Fr.	HS	Fife, Wash. / Fife HS '19

#2018 Starter. *Has used redshirt season. %Received sixth year to complete four years of eligibility.

2019 Team Information

All-Conference Returners

Chris Schlichting, OT, 2nd Team, Started all 15 games

Kaleb Levao, OG, 2nd Team, Started all 15 games

Spencer Blackburn, C, 2nd Team, Started all 15 games

Mitchell Johnson, DE, 3rd Team, 31 tackles, 8.0 TFL, 4.5 sacks

Eric Barriere, QB, 3rd Team, 2,450 passing yds, 24 TDs


Other Key Returners

Antoine Custer, RB, HM, 625 rushing yds, 8 TDs

Dylan Ledbetter, DL, HM, 45 tackles, 4.0 TFL, 3 Blkd

Eagle Record by Season (Since 1980)

Year	Coach	Conference				Rank	Overall			
		W	L	T	PCT		W	L	T	PCT
1987	Dick Zornes	2	6	0	.250	8	4	7	0	.363
1988	Dick Zornes	2	6	0	.250	8	2	8	1	.227
1989	Dick Zornes	4	4	0	.500	5	4	6	0	.400
1990	Dick Zornes	3	5	0	.375	8	5	6	0	.454
1991	Dick Zornes	4	4	0	.500	4	5	6	0	.454
1992	Dick Zornes	6	1	0	.857	T1	7	4	0	.636
1993	Dick Zornes	5	2	0	.714	3	7	3	0	.700
1994	Mike Kramer	2	5	0	.286	T6	4	7	0	.364
1995	Mike Kramer	1	6	0	.143	8	3	8	0	.273
1996	Mike Kramer	4	4	0	.500	T4	6	5	0	.545
1997	Mike Kramer	7	1	0	.875	1	12	2	0	.857
1998	Mike Kramer	4	4	0	.500	T4	5	6	0	.454
1999	Mike Kramer	6	2	0	.750	T2	7	4	0	.636
2000	Paul Wulff	5	3	0	.625	T2	6	5	0	.545
2001	Paul Wulff	3	4	0	.429	5	7	4	0	.636
2002	Paul Wulff	3	4	0	.429	T4	6	5	0	.545
2003	Paul Wulff	3	4	0	.429	6	6	5	0	.545
2004	Paul Wulff	6	1	0	.857	T1	9	4	0	.692
2005	Paul Wulff	5	2	0	.714	T1	7	5	0	.583
2006	Paul Wulff	3	5	0	.375	T6	3	8	0	.272
2007	Paul Wulff	6	2	0	.750	2	9	4	0	.692
2008	Beau Baldwin	5	3	0	.625	T3	6	5	0	.545
2009	Beau Baldwin	6	2	0	.750	T2	8	4	0	.667
2010	Beau Baldwin	7	1	0	.875	T1	13	2	0	.867
2011	Beau Baldwin	5	3	0	.625	T3	6	5	0	.545
2012	Beau Baldwin	7	1	0	.875	T1	11	3	0	.786
2013	Beau Baldwin	8	0	1.000	1	12	3	0	.800	
2014	Beau Baldwin	7	1	0	.875	1	11	3	0	.768
2015	Beau Baldwin	5	3	0	.625	T4	6	5	0	.545
2016	Beau Baldwin	8	0	1.000	T1	12	2	0	.857	
2017	Aaron Best	6	2	0	.750	T3	7	5	0	.583
2018	Aaron Best	7	1	0	.875	T1	12	3	0	.800

IDAHO *Vandals*

Kibbie Dome

Vandal Quick Facts

Location: Moscow, Idaho
Enrollment: 12,925
Nickname: Vandals
Colors: Silver and Gold
Stadium/Capacity:
 Kibbie Dome/16,000
Playing Surface: MatrixTurf
President: C. Scott Green
Interim Athletics Director: Pete Isakson
Asst. AD/Communications: Mike Walsh
Phone: (208) 885-0245 (Office)
 (208) 921-7396 (Cell)
 (208) 921-7396 (Press Box)
E-mail: walsh@uidaho.com
Web Site: GoVandals.com

Vandal Football Facts

Head Coach: Paul Petrino
Record at Idaho (Years): 23-48 (6)
Overall Record (Years): Same
Football Office Phone: (208) 885-2862
2018 Record: 4-7, 3-5 Big Sky
Big Sky Titles: Eight/1965, 1968, 1971, 1985, 1987, 1988, 1989, 1992
FCS Postseason Record: 6-11

Vandal Football Staff

Head Coach: Paul Petrino
Asst. HC/OC/OL: Kris Cinkovich
DC/Safeties: Mike Breske
ST/Outside Linebackers: Adam Breske
Defensive Line: Luther Elliss
Cornerbacks: Vernon Smith
Tight Ends: Steve Oliver
Inside Linebackers: Jamie Schultz
Quarterbacks: Charley Molnar
Wide Receivers: Tony Spencer
Running Backs: Brian Reader

Vandal Personnel

Offensive Formation: Multiple
Defensive Formation: 3-4
Starters Returning: (O/D/SP): 8/5/1
Lettermen Returning: 47
Lettermen Lost: 27
All-Conference Players Returning: 3

Team Notes

- Paul Petrino leads Idaho in his seventh season as head coach.
- Mason Petrino returns for the Vandals at the quarterback position. Petrino threw for 1,933 yards and 15 touchdowns.
- Idaho had the only NFL Draft pick in the Big Sky in 2019. Linebacker Kaden Elliss was drafted in the seventh round by the New Orleans Saints.
- The Vandals returned to the Big Sky in 2018, after having last been a member in 1995. Idaho led the league last season in punt return average and punting.
- Petrino was the running backs, wide receivers and special teams coach for the Vandals from 1992-94, when Idaho was previously in the Big Sky.
- Cade Coffey, an All-American punter for the Vandals, averaged 44.1 yards per punt to rank fifth in the FCS. He was a catalyst to the Vandals recording a net of 40 yards per punt, the top mark in the Big Sky and No. 2 in the nation. He had 19 punts of 50 yards or more.
- Noah Johnson became the first Idaho offensive lineman to earn All-America recognition since Mike Lupati in 2009. Johnson has started 23 games in his Idaho career, including 20 consecutive games.

2018 Results

Date	Opponent	Result
9/1	at Fresno State	L, 79-13
9/8	vs. Western New Mexico St.	W, 56-10
9/22	at UC Davis*	L, 44-21
9/29	vs. Portland State*	W, 20-7
10/6	at Idaho State*	L, 62-28
10/13	at Montana State*	L, 24-23
10/20	vs. Southern Utah*	W, 31-12
10/27	at Eastern Washington*	L, 38-14
11/3	vs. North Dakota*	W, 31-27
11/10	vs. Montana*	L, 46-27
11/17	at Florida	L, 63-10

*Big Sky Conference Game



Jeff Cotton
 Senior • WR
 Tucson, Ariz.



Lloyd Hightower
 Senior • DB
 Temecula, Calif.



Noah Johnson
 Senior • OL
 Fayetteville, Ark.



Head Coach

Paul Petrino

Alma Mater: Carroll College

Years at UI: Seventh Season

Record at UI: 23-48

Career Record (Years): Same

Petrino vs. The Big Sky

School	Won	Lost
CP	0	0
EWU	0	1
UI	0	0
ISU	0	1
UM	0	1
MSU	1	1
NAU	0	0
NC	0	0
PSU	1	0
SAC	1	0
SUU	1	0
UCD	0	1
WSU	0	0

Petrino Year-by-Year

Year	School	Overall	Conf.
2013	Idaho	1-11	--
2014	Idaho	1-10	1-7
2015	Idaho	4-8	3-5
2016	Idaho	9-4	6-2
2017	Idaho	4-8	3-5
2018	Idaho	4-7	3-5
Totals		23-48	16-24

2019 Idaho Schedule

Date	Opponent	Series	Last Meeting
8/31	at Penn State	First Meeting	
9/7	vs. Central Washington	First Meeting	
9/14	at Wyoming	WYO, 6-1	WYO, 42-10 (2013)
9/21	vs. Eastern Washington (NC)	EWU, 15-7	EWU, 38-14 (2018)
9/28	at Northern Colorado*	First Meeting	
10/5	vs. Weber State*	UI, 18-13-1	WSU, 25-19 (1995)
10/12	at Portland State*	PSU, 12-1	UI, 20-7 (2018)
10/19	vs. Idaho State*	ISU, 27-12	ISU, 62-28 (2018)
11/2	vs. Cal Poly*	UI, 2-0	UI, 20-13 (2007)
11/9	at Montana*	UM, 55-28-2	UM, 46-27 (2018)
11/16	vs. Sacramento State*	UI, 2-0	UI, 28-6 (2017)
11/23	at Northern Arizona*	UI, 16-4	UI, 17-14 (1995)

*Big Sky Conference Game
(NC) Non-Conference Game

2018 Team Statistics

TEAM STATISTICS	UI	OPP				
SCORING	274	412				
Points Per Game	24.9	37.5				
FIRST DOWNS	218	238				
Rushing	83	124				
Passing	114	101				
Penalty	21	13				
RUSHING YARDAGE	1689	2344				
Yards gained rushing	1916	2592				
Yards lost rushing	227	248				
Rushing Attempts	400	448				
Average Per Rush	4.2	5.2				
Average Per Game	153.5	213.1				
TDs Rushing	12	23				
PASSING YARDAGE	2390	2664				
Comp-Att-Int	230-395-12	221-350-3				
Average Per Pass	6.1	7.6				
Average Per Catch	10.4	12.1				
Average Per Game	217.3	242.2				
TDs Passing	20	27				
TOTAL OFFENSE	4079	5008				
Total Plays	795	798				
Average Per Play	5.1	6.3				
Average Per Game	370.8	455.3				
KICK RETURNS: #-Yards	36-642	16-277				
PUNT RETURNS: #-Yards	16-272	18-102				
INT RETURNS: #-Yards	3-4	12-221				
KICK RETURN AVERAGE	17.8	17.3				
PUNT RETURN AVERAGE	17.0	5.7				
INT RETURN AVERAGE	1.3	18.4				
FUMBLES-LOST	20-8	17-4				
PENALTIES-Yards	59-485	57-549				
Average Per Game	44.1	49.9				
PUNTS-Yards	65-2825	49-1840				
Average Per Punt	43.5	37.6				
Net punt average	40.0	30.8				
TIME OF POSSESSION/Game	30:44	29:06				
3RD-DOWN Conversions	66/174	66/159				
3rd-Down Pct	38%	42%				
4TH-DOWN Conversions	15/25	14/27				
4th-Down Pct	60%	52%				
SACKS BY-Yards	18-132	20-119				
MISC YARDS	79	159				
TOUCHDOWNS SCORED	36	56				
FIELD GOALS-ATTEMPTS	8-11	8-13				
ON-SIDE KICKS	1-3	0-0				
RED-ZONE SCORES	28-34 82%	39-45 87%				
RED-ZONE TOUCHDOWNS	22-34 65%	32-45 71%				
PAT-ATTEMPTS	34-36 94%	50-53 94%				
ATTENDANCE	56400	161031				
Games/Avg Per Game	5/11280	6/26838				
Neutral Site Games		0/0				
SCORE BY QUARTERS	1st	2nd	3rd	4th	OT	Total
Idaho	57	69	55	93	-	274
Opponents	117	136	99	60	-	412

2018 Individual Team Leaders

RUSHING	GP	Att	Gain	Loss	Net	Avg	TD	Long	Avg/G
SAUNDERS, I.	11	203	945	34	911	4.5	6	60	82.8
WALKER, TYRESE	10	73	406	18	388	5.3	1	36	38.8
PETRINO, MASON	11	77	362	117	245	3.2	3	24	22.3
PASSING	G	EFFC	Comp-Att-Int	Pct	Yds	TD	Long	Avg/G	
PETRINO, MASON	11	119.08	199-333-8	59.8	1953	15	46	177.5	63.8
RICHARDSON, C.	7	129.23	30-58-4	51.7	434	5	73	62.0	
RECEIVING	G	No.	Yds	Avg	TD	Long	Avg/G		
UNGERER, DAVID	11	70	702	10.0	4	46	63.8		
HAYWOOD, C.	11	51	489	9.6	6	30	44.5		
COTTON, JEFF	11	49	656	13.4	7	73	59.6		
PUNT RETURNS	No.	Yds	Avg	TD	Long				
UNGERER, DAVID	14	198	14.1	1	65				
HOOVER, JALEN	2	39	19.5	0	0				
INTERCEPTIONS	No.	Yds	Avg	TD	Long				
BRANTLEY, D.	1	4	4.0	0	4				
HIGHTOWER, L.	1	0	0.0	0	0				
HALL, Ed	1	0	0.0	0	0				
KICK RETURNS	No.	Yds	Avg	TD	Long				
COTTON, JEFF	12	206	17.2	0	30				
UNGERER, DAVID	12	198	16.5	0	27				
BRANTLEY, D.	9	180	20.0	0	35				
SCORING	TD	FGs	Kick	RUSH	Rcv	PASS	DXP	SAF	POINTS
COFFEY, CADE	0	8-11	34-36	0-0	0	0-0	0	0	58
COTTON, JEFF	7	0-0	0-0	0-0	0	0-0	0	0	42
SAUNDERS, I.	6	0-0	0-0	0-0	0	0-0	0	0	36
HAYWOOD, C.	6	0-0	0-0	0-0	0	0-0	0	0	36
UNGERER, DAVID	6	0-0	0-0	0-0	0	0-0	0	0	36
TOTAL OFFENSE	G	Plays	RUSH	PASS	TOTAL	Avg/G			
PETRINO, MASON	11	410	245	1953	2198	199.8			
SAUNDERS, I.	11	203	911	0	911	82.8			
RICHARDSON, C.	7	74	-8	434	426	60.9			
ALL PURPOSE	G	RUSH	REC	PR	KOR	IR	Tot	Avg/G	
UNGERER, DAVID	11	9	702	198	198	0	1107	100.6	
SAUNDERS, I.	11	911	55	0	0	0	966	87.8	
COTTON, JEFF	11	11	656	0	206	0	873	79.4	

IDAHO @VandalFootball

2019 Roster

No.	Name	Pos.	Ht.	Wt.	Cl.	Hometown	Previous School
1	Ellis, Christian	LB	6-3	224	Jr.	Highlands Ranch, Colo.	Valor Christian HS
2	GINWRIGHT, Davontae	DB	6-1	200	R-Sr.	Southfield, Mich.	Western Michigan
2	McGuire, Kevin	WR	5-8	169	Fr.	Los Angeles, Calif.	Culver City HS
3	Albert, Marquese	RB	5-8	191	Fr.	New Orleans, La.	John Curtis Christian HS
3	Holt, Austin	LB	6-3	255	R-Jr.	Palatka, Fla.	College of the Desert
4	Miller, Robert	LB	6-0	210	R-Jr.	Olive Branch, Miss.	NW Mississippi CC
4	Noil, Michael	WR	5-8	163	R-Fr.	Portland, Ore.	Madison HS
5	Hightower, Lloyd	DB	5-11	187	Sr.	Temecula, Calif.	Chaparral HS
5	Romano, Nick	RB	5-10	203	Fr.	Meridian, Idaho	Rocky Mountain HS
6	Nayar, Nikhil	QB	6-5	225	R-Fr.	Mercer Island, Wash.	Mercer Island HS
6	Noil, Wryyor	DB	6-0	182	R-So.	Portland, Ore.	Madison HS
7	Akanno, Charles	LB	6-1	245	R-Jr.	Inglewood, Calif.	Morningside HS
7	Haywood, Cutrell	WR	6-0	203	R-So.	Stockton, Calif.	Stagg HS
8	Petrino, Mason	QB	6-0	196	Sr.	Pullman, Wash.	Pullman HS
8	Walker, Tre	LB	6-1	238	So.	Dos Palos, Calif.	Fresno Central HS
10	Johnson, Coleman	LB	6-0	240	Fr.	Fayetteville, Ark.	Fayetteville HS
10	McCormick, Sean	WR	5-8	181	Fr.	Fallon, Nev.	Churchill County HS
11	Jenkins, Jalan	LB	6-1	213	Jr.	Evanston, Ill.	Butte College
11	Lee, DJ	WR	6-0	195	R-So.	Champaign, Ill.	St. Thomas More HS
12	Whitney, Connor	TE	6-3	210	So.	Spokane, Wash.	West Valley HS
13	Boston, Jante	WR	5-11	195	R-Sr.	Jacksonville, Fla.	Ribault HS
13	Nash, Christian	DB	6-1	198	R-Fr.	Chandler, Ariz.	Utah State
14	Brooks, Tanner	LB	6-4	224	Fr.	Spokane, Wash.	Mt. Spokane HS
15	Borisch, Zach	DB	6-0	209	R-Fr.	Kennewick, Wash.	Kamiakin HS
15	Coffey, Cade	K/P	6-1	198	R-Jr.	Rathdrum, Idaho	Lakeland HS
15	Friesz, Carter	QB	6-2	194	Fr.	Coeur d'Alene, Idaho	Coeur d'Alene HS
16	Cisco, Nate	QB	6-2	201	Fr.	Franklin, Tenn.	Independence HS
16	Woodward, Jaxon	DB	6-0	188	R-Fr.	Seattle, Wash.	Seattle Prep HS
18	Covington, Kaleb	WR	5-8	162	Fr.	Phoenix, Ariz.	Pinnacle HS
18	Eppinger, David	DB	5-10	181	Fr.	Chandler, Ariz.	Chandler HS
19	Duke, Tevin	DB	5-10	175	Jr.	Spokane, Wash.	West Valley HS
19	Richardson, Colton	QB	6-4	277	Jr.	Lewiston, Idaho	Lewiston HS
21	Martinez, Kiahn	RB	5-7	186	Fr.	Denver, Colo.	Regis Jesuit HS
21	Swanson, Ryan	DB	6-0	187	R-So.	Eagle, Idaho	Boise State
22	Cartler, Aundre	RB	5-9	239	R-Fr.	Starkie, Fla.	Clay HS
22	Griffin, Theo	DB	6-0	228	R-Jr.	Federal Way, Wash.	Todd Beamer HS
23	Forehand, Khalil	RB	5-10	183	R-Fr.	Boise, Idaho	Bishop Kelly HS
23	Rufai, Muejeb	DB	6-0	206	R-Fr.	Portland, Ore.	Boise State
24	Johnson, Roshawn	RB	6-1	245	R-So.	Goodyear, Ariz.	Desert Edge HS
24	Shannon, Sully	LB	6-1	198	Fr.	Phoenix, Ariz.	Brophy Prep
25	Hoover, Jalen	DB	5-11	163	Jr.	Brandon, Miss.	Northwest Rankin HS
26	Jacobi, Jagger	DB	5-7	155	R-Fr.	Spokane, Wash.	Mt. Spokane HS
27	Dedmon, Tyrese	DB	6-1	185	Jr.	Lancaster, Calif.	Antelope Valley HS
28	Escalante, Satchel	DB	6-0	181	Jr.	Casa Grande, Ariz.	Scottsdale CC
28	Thigpen, Dylan	RB	5-11	218	R-Jr.	Rancho Cucamonga, Calif.	Damien HS
29	Thomas, Sedrick	DB	5-11	186	R-Sr.	Douglasville, Ga.	Pleasant Grove [Calif.] HS
30	Chadderdon, Ross	LB	6-1	213	R-Fr.	Hayden, Idaho	Coeur d'Alene HS
31	Davis, Talon	LB	5-10	214	R-So.	Sammamish, Wash.	Eastside Catholic HS
32	Kendall, Logan	FB	6-4	265	So.	Cheney, Wash.	Cheney HS
32	Pittman, D'Andre	LB	6-1	189	R-Fr.	Laplace, La	East St. John HS
34	Bamis, Jack	RB	6-3	214	R-Sr.	Spokane, Wash.	Gonzaga Prep
34	Tamba, Leonick	LB	6-1	236	Jr.	Mission Viejo, Calif.	Saddleback College
35	Perry, Kyle	LB	6-1	208	R-So.	Sandpoint, Idaho	Sandpoint HS
36	Rice, Drew	FB	6-0	202	R-Fr.	Portland, Ore.	Jesuit HS
37	Nichols, Trae	DB	5-10	192	Jr.	Modesto, Calif.	Modesto JC
38	DeRize, Hunter	WR	5-7	156	R-Fr.	Driggs, Idaho	Teton HS
39	Byers, Jed	WR	5-9	190	R-Fr.	Pullman, Wash.	Pullman HS
40	Becker, Edward	LB	6-0	223	R-Fr.	Genesee, Idaho	Genesee HS
41	Beeler, Dylan	DL	6-3	264	R-Jr.	Clarkston, Wash.	Clarkston HS
42	Lang, Cameron	LS	6-0	215	R-So.	Pullman, Wash.	Pullman HS
43	Collado, Carlos	DL	6-4	240	R-So.	Sandpoint, Idaho	Sandpoint HS
44	Pederson, Andrew	DB	5-11	202	Fr.	Issaquah, Wash.	Eastside Catholic HS
45	Rufai, Kayode	DL	6-4	260	R-Jr.	Portland, Ore.	Boise State
46	Hatten, Hogan	LB	6-2	218	Fr.	Scottsdale, Ariz.	Saguaro HS
47	Hyde, Luke	TE	6-2	244	R-Sr.	Emmett, Idaho	Emmett HS
49	Johnson, Luke	FB	5-11	243	R-Jr.	Nikiski, Alaska	Nikiski HS
50	Gunn, Noah	OL	6-5	286	Fr.	Coeur d'Alene, Idaho	Coeur d'Alene HS
52	Haskett, Talon	LB	6-0	243	R-Fr.	Pocatello, Idaho	Pocatello HS
52	Tulette, Sean	OL	6-3	274	Sr.	Seal Beach, Calif.	Long Beach City College
54	Blackburn, Christian	OL	6-3	201	R-So.	Kirkland, Wash.	Juanita HS
54	Floyd, Logan	OL	6-4	309	So.	Kearns, Utah	Kearns HS
55	Crawford, Rahsaan	DL	5-10	301	R-Jr.	Tucker, Ga.	Tucker HS
60	Luby, D.J.	OL	6-1	261	R-Jr.	Post Falls, Idaho	Post Falls HS
61	Burns, Bruce	OL	6-3	352	R-Jr.	San Leandro, Calif.	Laney College
66	Vrba, Conner	OL	6-1	301	R-Jr.	Meridian, Idaho	Rocky Mountain HS
68	Carnahan, Seth	OL	6-7	288	R-Fr.	Sumner, Wash.	Sumner HS
70	Guzik, Josh	OL	6-5	295	Fr.	Spokane, Wash.	Rogers HS
71	Grande, Edwin	OL	6-5	290	Sr.	Oakland, Calif.	Monterey Peninsula College
73	Archie, Darius	OL	6-2	305	R-So.	Elk Grove, Calif.	Consumnes Oaks HS
74	Johnson, Noah	OL	6-4	302	Sr.	Fayetteville, Ark.	Fayetteville HS
75	Faupusa, Matthew	OL	6-1	305	So.	Cypress, Calif.	Los Alamitos HS
76	Straly, Riley	OL	6-2	292	So.	Bend, Ore.	Independence CC
77	Robinson, Brian	OL	6-4	341	Sr.	Hayward, Calif.	Laney College
80	Hatten, Hayden	TE	6-2	214	Fr.	Scottsdale, Ariz.	Saguaro HS
83	Nosworthy, Logan	TE	6-1	242	Fr.	Coeur d'Alene, Idaho	Coeur d'Alene HS
84	Lee, Bryson	WR	6-2	160	Fr.	Champaign, Ill.	St. Thomas More HS
85	Puffer, Daseau	WR	6-4	175	Fr.	Chandler, Ariz.	Chandler HS
86	Cash, Dalton	TE	6-4	234	So.	Phoenix, Ariz.	Pinnacle HS
88	Cotton, Jeff	WR	6-2	203	R-Sr.	Tucson, Ariz.	Pima CC
92	Quinn, Correy	DL	6-2	235	R-Fr.	Spokane, Wash.	Central Valley HS
93	Townsend, Cameron	DL	6-1	277	Sr.	West Hills, Calif.	Moorepark College
94	DeGraw, Nate	DL	6-3	261	R-So.	Post Falls, Idaho	Post Falls HS
97	Tomas, Vei	DL	6-1	310	Jr.	Oakland, Calif.	Laney College

2019 Team Information

All-Conference Returners

Noah Johnson, OG, First Team, Started all 11 games

Cade Coffey, P, First Team, 44.6 yds per punt

Christian Ellis, ILB, Third Team, 68 tackles, 6.0 TFL, 1 FF

Other Key Returners

Mason Petrino, QB, 1,863 yds, 14 TDs

Lloyd Hightower, DB, 39 tackles, 3.5 TFL, 1 INT, 1 FF

Jeff Cotton, WR, 656 receiving yds, 7 TDs, 13.4 yds per reception

Vandal Record by Season (Since 1965)

Year	Coach	Conference				Rank	Overall			
		W	L	T	PCT		W	L	T	PCT
1965	Stephen Musseau	3	1	0	.750	11	5	5	0	.500
1966	Stephen Musseau	3	1	0	.750	2	4	6	0	.400
1967	Stephen Musseau	2	2	0	.500	12	4	6	0	.400
1968	Y.C. McNease	3	1	0	.750	11	5	5	0	.500
1969	Y.C. McNease	1	3	0	.250	4	2	8	0	.200
1970	Don Robbins	2	2	0	.500	13	4	7	0	.364
1971	Don Robbins	4	1	0	.800	1	8	3	0	.727
1972	Don Robbins	2	3	0	.400	5	4	7	0	.364
1973	Don Robbins	3	2	0	.600	5	4	7	0	.364
1974	Ed Troxel	2	1	0	.667	3	2	8	1	.227
1975	Ed Troxel	2	2	2	.500	14	4	5	2	.500
1976	Ed Troxel	5	1	0	.833	2	7	4	0	.636
1977	Ed Troxel	2	4	0	.333	15	3	8	0	.272
1978	Jerry Davitch	2	5	0	.286	15	2	9	0	.182
1979	Jerry Davitch	2	5	0	.286	15	4	7	0	.364
1980	Jerry Davitch	4	3	0	.571	12	6	5	0	.545
1981	Jerry Davitch	0	7	0	.000	8	3	8	0	.272
1982	Dennis Erickson	5	2	0	.714	12	9	4	0	.692
1983	Dennis Erickson	4	3	0	.571	13	8	3	0	.727
1984	Dennis Erickson	4	3	0	.571	13	6	5	0	.545
1985	Dennis Erickson	6	1	0	.857	1	9	3	0	.750
1986	Keith Gilbertson	5	2	0	.714	3	8	4	0	.667
1987	Keith Gilbertson	7	1	0	.875	1	9	3	0	.750
1988	Keith Gilbertson	7	1	0	.875	1	11	2	0	.846
1989	John L. Smith	8	0	0	1.000	1	9	3	0	.750
1990	John L. Smith	6	2	0	.750	2	9	4	0	.692
1991	John L. Smith	4	4	0	.500	14	6	5	0	.545
1992	John L. Smith	6	1	0	.857	1	9	3	0	.750
1993	John L. Smith	5	2	0	.714	2	11	3	0	.786
1994	John L. Smith	5	2	0	.714	2	9	3	0	.750
1995	Chris Tormey	4	3	0	.571	12	6	5	0	.545
1996	Chris Tormey	3	2	0	.600	13	6	5	0	.545
1997	Chris Tormey	2	3	0	.400	14	5	6	0	.455
1998	Chris Tormey	4	1	0	.800	1	9	3	0	.750
1999	Chris Tormey	4	2	0	.667	2	7	4	0	.636
2000	Tom Cable	3	2	0	.600	3	5	6	0	.455
2001	Tom Cable	1	5	0	.167	16	1	10	0	.091
2002	Tom Cable	1	6	0	.143	17	2	10	0	.167
2003	Tom Cable	3	4	0	.429	14	3	9	0	.250
2004	Nick Holt	2	5	0	.286	15	3	9	0	.250
2005	Nick Holt	2	6	0	.250	16	2	9	0	.182
2006	Dennis Erickson	3	5	0	.375	6	4	8	0	.333
2007	Robb Akey	0	8	0	.000	9	1	11	0	.083
2008	Robb Akey	1	7	0	.125	7	2	10	0	.167
2009	Robb Akey	4	4	0	.500	4	8	5	0	.615
2010	Robb Akey	3	5	0	.375	6	6	7	0	.462
2011	Robb Akey	1	7	0	.125	8	2	10	0	.167
2012	Robb Akey/Jason Gessler	1	5	0	.167	6	1	11	0	.083
2013	Paul Petrino	-	-	-	-	-	1	11	0	.083
2014	Paul Petrino	1	7	0	.125	10	1	10	0	.091
2015	Paul Petrino	3	5	0	.375	15	4	8	0	.333
2016	Paul Petrino	6	2	0	.750	13	9	4	0	.692
2017	Paul Petrino	3	5	0	.375	18	4	8	0	.333
2018	Paul Petrino	3	5	0	.375	110	4	7	0	.364


* Sun Belt Conference member

! Western Athletic Conference member

* Big West Conference member

& In 2013 competed as an independent

IDAHO STATE *Bengals*



Holt Arena

Bengal Quick Facts

Location: Pocatello, Idaho
Enrollment: 14,489
Nickname: Bengals
Colors: Black and Orange
Stadium/Capacity: Holt Arena/12,000
Playing Surface: Helas Turf
President: Kevin Satterlee
Athletics Director: Pauline Thiros
Asst. AD/Media Relations: Steve Schaack
Phone: (208) 282-2621 (Office)
 (208) 406-3570 (Cell)
 (208) 282-2952 (Press Box)
 (208) 282-3659 (Fax)
E-mail: schaste4@isu.edu
Web Site: ISUBengals.com

Bengal Football Facts

Head Coach: Rob Phenecie
Record at ISU (Years): 10-12, 7-9 (2)
Overall Record (Years): Same
Football Office Phone: (208) 282-2704
2018 Record: 6-5, 5-3 Big Sky
Big Sky Titles: Three/1963, 1981, 2002
FCS Postseason Record: 3-1
NCAA FCS Championships: 1981

Bengal Football Staff

Head Coach: Rob Phenecie
Assoc. HC/DC/LBs: Roger Cooper
OC/QBs: Matt Ferriter
Assistant HC/RB/ST: David Fiefia
Tight Ends: Aaron Prier
Secondary: Kam Yancy
Defensive Line: Steve Fifita
Offensive Line: Mike Phillipp
Safeties: JB Hall Jr.

Bengal Personnel

Offensive Formation: Spread
Defensive Formation: 4-3
Starters Returning: (O/D/SP): 9/8/2
Lettermen Returning: 46
Lettermen Lost: 18
Returning All-Conf. Performers: 3

Team Notes

- Rob Phenecie begins his third year as the head coach of the Bengals. In his first season with Idaho State, the Bengals posted the most wins since 2014. The Bengals improved that total in 2018, when they went 6-5, 5-3 to tie for fourth in the league standings.

- First Team All-Big Sky wide receivers Mitch Gueller and Michael Dean return for Idaho State. The duo were ISU's reception leaders in 2018 with Gueller hauling in 62 catches for 1,259 yards and 9 touchdowns and Dean bringing in 49 receptions for 863 yards and 10 touchdowns.

- Running back Ty Flanagan was third on the team in 2018 in all-purpose yards with 969.

- Defensively, Kody Graves is Idaho State's top returning tackler. He posted 83 tackles a season ago, in addition to a pair of interceptions for 38 yards.

- Adkin Aguirre and Caleb Brown


both return for the secondary. Aguirre and Brown recorded three interceptions apiece in 2018.

- The Bengals finished the 2018 season ranked sixth in the FCS in total offense (494.9) and seventh in yards per completion (16.12).

2018 Results

Date	Opponent	Result
8/31	vs. Western State Colo.	W, 45-10
9/15	at Cal	L, 45-23
9/22	at North Dakota*	W, 25-21
9/29	vs. Northern Arizona*	W, 56-42
10/6	vs. Idaho*	W, 62-28
10/13	vs. UC Davis*	L, 44-37 (ot)
10/20	at Liberty	L, 48-41
10/27	vs. Montana State*	W, 24-17
11/3	at Portland State*	W, 48-45
11/10	at Cal Poly*	L, 37-14
11/17	vs. Weber State*	L, 26-13

*Big Sky Conference Game



Mitch Gueller
Senior • WR
Rochester, Wash.



Kody Graves
Senior • LB
Nampa, Idaho



Michael Dean
Senior • WR
Upland, Calif.



Head Coach

Rob Phenicie

Alma Mater: Memphis '89

Years at ISU: Third Season

Record at ISU: 10-12

Career Record (Years): Same

Phenicie vs. The Big Sky

School	Won	Lost
CP	1	1
EWU	0	0
ISU	0	0
UM	0	1
MSU	1	1
NAU	1	0
UNC	0	1
PSU	2	0
SAC	0	1
SUU	0	0
UCD	0	2
UI	1	0
WSU	0	2

Phenicie Year-by-Year

Year	School	Overall	Conf.
2017	ISU	4-7	2-6
2018	ISU	6-5	5-3
Totals		10-12	7-9

2019 Idaho State Schedule

Date	Opponent	Series	Last Meeting
9/5	vs. Western Colorado	ISU, 21-7-1	ISU, 45-10 (2018)
9/14	at Utah	UTAH, 7-0	UTAH, 56-14 (2014)
9/21	at Northern Iowa	UNI, 2-0	UNI, 49-11 (1992)
9/28	vs. Portland State*	ISU, 26-17-1	ISU, 48-45 (2018)
10/5	at Montana*	UM, 45-13	UM, 39-31 (2017)
10/12	vs. North Dakota*	UND, 5-2	ISU, 25-21 (2018)
10/19	at Idaho*	UI, 27-12	ISU, 62-28 (2018)
10/26	at Southern Utah*	ISU, 9-6-1	SUU, 52-27 (2016)
11/2	vs. Northern Colorado*	ISU, 21-10	UNC, 43-42 (2017)
11/9	vs. Eastern Washington*	EWU, 29-9	EWU, 48-17 (2016)
11/16	at BYU	BYU, 5-0	BYU, 59-13 (2013)
11/23	at Weber State*	WSU, 43-14	WSU, 26-13 (2018)

*Big Sky Conference Game

2018 Team Statistics

TEAM STATISTICS	ISU	OPP
SCORING	388	363
Points Per Game	35.3	33.0
FIRST DOWNS	265	248
Rushing	118	111
Passing	124	122
Penalty	23	15
RUSHING YARDAGE	2285	2247
Yards gained rushing	2597	2473
Yards lost rushing	312	226
Rushing Attempts	477	464
Average Per Rush	4.8	4.8
Average Per Game	207.7	204.3
TDs Rushing	22	22
PASSING YARDAGE	3159	2715
Comp-Att-Int	196-345-10	244-398-11
Average Per Pass	9.2	6.8
Average Per Catch	16.1	11.1
Average Per Game	287.2	246.6
TDs Passing	27	22
TOTAL OFFENSE	5444	4960
Total Plays	822	862
Average Per Play	6.6	5.8
Average Per Game	494.9	450.9
KICK RETURNS: #-Yards	29-561	51-1156
PUNT RETURNS: #-Yards	10-79	18-149
INT RETURNS: #-Yards	11-240	10-18
KICK RETURN AVERAGE	19.3	22.7
PUNT RETURN AVERAGE	7.9	8.3
INT RETURN AVERAGE	21.8	1.8
FUMBLES-LOST	14-8	26-9
PENALTIES-Yards	57-525	74-669
Average Per Game	47.7	60.8
PUNTS-Yards	52-1997	60-2578
Average Per Punt	38.4	43.0
Net punt average	32.5	39.0
TIME OF POSSESSION/Game	27:03	32:57
3RD-DOWN Conversions	58/152	76/177
3rd-Down Pct	38%	43%
4TH-DOWN Conversions	7/15	14/23
4th-Down Pct	47%	61%
SACKS BY-Yards	17-107	31-176
MISC YARDS	0	25
TOUCHDOWNS SCORED	51	48
FIELD GOALS-ATTEMPTS	12-18	9-14
ON-SIDE KICKS	0-3	0-0
RED-ZONE SCORES	43-52 83%	36-41 88%
RED-ZONE TOUCHDOWNS	32-52 62%	28-41 68%
PAT-ATTEMPTS	46-49 94%	44-45 98%
ATTENDANCE	44134	84786
Games/Avg Per Game	5/8827	6/14131
Neutral Site Games		0/0

SCORE BY QUARTERS	1st	2nd	3rd	4th	OT	Total
Idaho State	58	160	112	58	0	388
Opponents	65	109	88	94	7	363

2018 Individual Team Leaders

RUSHING	GP	Att	GAIN	Loss	Net	Avg	TD	Long	Avg/G
MADISON, JAMES	11	194	1020	46	974	5.0	11	51	88.5
FLANAGAN, Ty	11	132	873	29	844	6.4	8	59	76.7
GUELLER, TANNER	11	117	553	183	370	3.2	3	43	33.6

PASSING	G	EFFC	Comp-Att-Int	Pct	Yds	TD	Long	Avg/G
GUELLER, TANNER	11	153.70	193-340-10	56.8	3101	27	87	281.9

RECEIVING	G	No.	Yds	Avg	TD	Long	Avg/G
GUELLER, MITCH	11	62	1259	20.3	9	67	114.5
DEAN, MICHAEL	11	49	863	17.6	10	63	78.5
PERKINS, JRUE	9	15	254	16.9	2	87	28.2

PUNT RETURNS	No.	Yds	Avg	TD	Long
YANCY, KIERAN	9	74	8.2	0	58

INTERCEPTIONS	No.	Yds	Avg	TD	Long
AGUIRRE, ADKIN	3	112	37.3	0	83
BROWN, CALEB	3	31	10.3	1	28
GRAVES, KODY	2	38	19.0	0	30
SMITH, KENNON	1	16	16.0	0	16
MCFARLAND, C.	1	12	12.0	0	12
LOWE, KOBY	1	31	31.0	0	31

KICK RETURNS	No.	Yds	Avg	TD	Long
YANCY, KIERAN	15	277	18.5	0	33
BELL, TREV	8	200	25.0	0	49

SCORING	TD	FGs	Kick	RUSH	Rcv	PASS	DXP	SAF	POINTS
SHELDON, C.	0	12-18	46-49	0-0	0	0-0	0	0	82
MADISON, JAMES	11	0-0	0-0	0-0	0	0-0	0	0	66
DEAN, MICHAEL	10	0-0	0-0	0-0	0	0-0	0	0	60
FLANAGAN, Ty	9	0-0	0-0	0-0	0	0-0	0	0	54
GUELLER, MITCH	9	0-0	0-0	0-0	0	0-0	0	0	54

TOTAL OFFENSE	G	Plays	RUSH	PASS	TOTAL	Avg/G
GUELLER, TANNER	11	457	370	3101	3471	315.5
MADISON, JAMES	11	194	974	0	974	88.5
FLANAGAN, Ty	11	132	844	0	844	76.7

ALL PURPOSE	G	RUSH	REC	PR	KOR	IR	Tot	Avg/G
GUELLER, MITCH	11	0	1259	0	0	0	1259	114.5
MADISON, JAMES	11	974	118	0	0	0	1092	99.3
FLANAGAN, Ty	11	844	166	0	0	0	1010	91.8
DEAN, MICHAEL	11	27	863	0	0	0	890	80.9

IDAHO STATE @IdahoStateFootball

2019 Roster

No.	Name	Pos.	Cl.	Ht.	Wt.	Hometown / Previous School
1	Chris Reynolds Jr.	WR	Sr.	6-3	200	Lakewood, Wash. / Foss HS
1	Jay Irvine	DB	Jr.	6-1	195	Jacksonville, Fla./Oregon State
2	Mitch Gueller	WR	Sr.	6-3	220	Rochester, Wash. / WF West
4	Josh Crane	WR	Fr.	6-0	160	Rexburg, Idaho/Madison HS
5	Christian McFarland	DB	Sr.	6-0	190	Sacramento, Calif. / Sacramento City College
5	Raiden Hunter	RB	Fr.	5-10	190	San Diego, Calif./San Diego HS
6	Anthony Ricks	DB	Gr.	5-9	175	San Marcos, Calif. / Valley Center HS
7	Matt Peterson	WR	Jr.	6-3	187	Blackfoot, Idaho / Blackfoot HS
8	Matt Struck	QB	Jr.	6-3	220	Central Point, Ore. / Riverside CC
9	Mike Goggin	QB	Jr.	6-3	210	Coeur d'Alene, Idaho / Ventura College
10	Isaiah Walter	WR	Jr.	5-10	188	Yakima, Wash. / Davis HS
11	Oshea Trujillo	LB	Jr.	5-11	210	Seattle, Wash. / Bishop Balanquet HS
12	Adkin Aguirre	DB	Sr.	5-10	190	Brawley, Calif. / Brawley HS
12	Gunnar Amos	QB	Sr.	6-1	193	Coeur d'Alene, Idaho / Idaho
13	Ja'Maree Boone	CB	Fr.	5-10	161	Harbor City, Calif./Narbonne HS
14	Dayne Koch	QB	Fr.	6-5	205	Boise, Idaho / Centennial High School
15	Jayden Gordon	DB	Fr.	6-2	160	Shingletown, Calif./Foothill HS
16	Keithann Gooden	DB	Fr.	5-9	165	Galabasas, Calif./Calabasas HS
16	Sagan Gronauer	QB	Fr.	6-1	200	Las Vegas, Nev./Faith Lutheran
17	Zach Anderson	WR	So.	6-4	180	Rexburg, Idaho/Madison HS
18	Isaiah Brimmer	WR	So.	6-5	200	Kennewick, Wash. / Kamiakin HS
20	Michael Dean	WR	Sr.	5-6	155	Upland, Calif. / Chaffey HS
21	Devin Dabich	DB	Fr.	6-0	175	Pomona, Calif. / Diamond Ranch HS
22	Caleb Brown	DB	Sr.	5-10	175	Ravensdale, Wash. / Tahoma HS
23	Quantrill Morris-Walker	DB	Fr.	6-0	180	San Juan Capistrano, Calif./Serra Catholic HS
24	Ty Flanagan	RB	Sr.	5-10	203	Las Vegas, Nev. / Mojave HS
24	Sam Funkhouser	LB	Fr.	6-2	198	Gooding, Idaho / Gooding HS
25	Kody Graves	LB	Sr.	6-1	225	Nampa, Idaho / Skyview HS
26	Alec Flanagan	DB	Fr.	6-0	190	Pomona, Calif. / Diamond Ranch HS
27	Manase Time	DB	Jr.	6-0	205	Garden Grove, Calif./Hawai'i
28	Tyran Collins	RB	Fr.	5-8	170	Las Vegas, Nev. / Chaparral HS
28	Brock Davis	DB	Jr.	5-11	185	Idaho Falls, Idaho / Skyline HS
29	Colton Bennion	DB	Sr.	5-10	174	Las Vegas, Nev. / Snow College
29	Nehemiah McFarlin	RB	Jr.	5-11	185	Mission Hills, Calif. / Mission Hills HS
30	Jace Richter	DB	So.	5-11	195	Meridian, Idaho / Boise State
31	Kenyon Smith	LB	Jr.	6-1	208	Fruitland, Idaho / Fruitland HS
32	Soujah Gasu	RB	Fr.	5-9	185	West Jordan, Utah / Cyprus HS
32	Bryson Toles	DB	So.	6-2	197	Reno, Nev. / Damonte Ranch HS
34	Hunter Eborn	DL	So.	6-3	255	Pocatello, Idaho / Highland HS
35	Malakai Rango	RB	Fr.	5-10	175	San Mateo, Calif./Junipero Serra HS
36	Alex Espinoza	DB	Jr.	5-11	196	Salt Lake City, Utah / West HS
37	Terrance Jones	LB	So.	6-2	225	Sparta, N.J. / Pope John HS
38	Quad Renfro	DB	Fr.	6-1	185	Horseshoe Bend, Idaho/Horseshoe Bend, Idaho
39	Preston Helu	LB	Fr.	6-1	210	Reno, Nev. / Bishop Manogue Catholic HS
40	Aren Manu	LB	So.	6-0	240	Pocatello, Idaho / Highland HS
43	Luke Holloway	LB	Sr.	6-3	215	El Cajon, Calif. / Helix HS
44	Jolo Sanchez	LB	Fr.	5-11	235	Nyssa, Ore./Nyssa HS
45	Garrett Crane	DL	So.	6-3	225	Pocatello, Idaho / Highland HS
46	Austin Campbell	TE	Sr.	6-4	245	Blackfoot, Idaho / Blackfoot HS
48	Zach Wright	DB	So.	6-0	185	Kimberly, Idaho / Kimberly HS
49	Colton Belnap	DB	Jr.	5-10	168	Pocatello, Idaho / Pocatello HS
50	Jack Tufono	OL	So.	6-4	275	Aiea, Hawai'i / Punahou HS
52	Nick Larriva	DL	Fr.	6-4	240	Santa Ana, Calif./Santa Ana HS
53	John Perko	OL	Fr.	6-4	290	Spokane, Wash. / Gonzaga Prep
54	Terron Carey	OL	Fr.	6-0	270	Miami, Florida / Miami Northwestern
55	Jack Genova	LB	So.	6-0	210	Newport Beach, Calif./Long Beach City College
56	DJ Hagler	LB	So.	6-0	222	Middleton, Idaho / Middleton HS
57	Cruz Littlefield	OL	Fr.	6-0	225	Las Vegas, Nev./Las Vegas HS
58	Dallen Collins	OL	Sr.	6-2	285	Caldwell, Idaho / Valley View HS
59	Todd Payne	DL	Fr.	6-4	210	Idaho Falls, Idaho/Idaho Falls HS
60	Jake Wilkerson	OL	So.	6-2	275	Meridian, Idaho / Rocky Mountain HS
61	Hunter Smith	OL	Fr.	6-5	270	Bothell, Wash. / Bothell HS
64	Garrett Smith	OL	Sr.	6-7	325	Shelley, Idaho / Shelley HS
66	Zion Dixon	OL	Sr.	6-4	303	Coeur d'Alene/Idaho
68	Maxwell Chandler	K	Fr.	6-11	250	Salem, Ore./West Salem HS
69	Caden Blyth	OL	Fr.	6-2	280	San Clemente/Serra Catholic High School
70	Skyler Emery	DL	So.	6-1	283	Nyssa, Ore. / Nyssa HS
75	Jacob Molenaar	OL	Sr.	6-4	335	Boise, Idaho / Capital HS
77	Preston Hoffeltz	OL	Sr.	6-4	300	Sandy, Utah / Snow College
78	Caleb Eldred	OL	So.	6-5	295	Washougal, Wash. / Camas HS
79	Dakota Wilson	OL	Sr.	6-6	295	St. Anthony, Idaho / South Fremont HS
80	Tanner Conner	WR	Jr.	6-3	210	Kent, Wash. / Kentridge HS
81	Caden Clark	WR	Fr.	5-11	175	Boise, Idaho/Centennial HS
82	Demonte Horton	WR	So.	6-3	205	Nampa, Idaho / Skyview HS
83	Jackson Lightner	TE	Fr.	6-4	224	Boise, Idaho/Bishop Kelly HS
84	Jake Johnson	TE	Fr.	6-6	245	Kuna, Idaho / Kuna HS
85	Rasheed Williams	DL	Sr.	6-1	275	Buena Park, Calif. / Mater Dei HS
86	Preston Helwege	TE	Fr.	6-7	220	Seattle, Wash./Odeia HS
87	Tracey Reynolds	WR	So.	6-4	195	Lakewood, Wash. / Lakes HS
88	Mike Davis	TE	Fr.	6-4	220	Nampa, Idaho / Columbia HS
89	Nate Shubert	TE	Jr.	6-3	235	Mulkiote, Wash. / Kamiak HS
90	Kevin Ryan	K/P	So.	6-0	160	Mesa, Ariz. / Mountain View HS
91	Raemo Trevino	DL	Jr.	6-0	305	Seattle, Wash. / Ballard HS
93	Anthony Parker	DL	Jr.	6-2	220	Reno, Nev. / Feather River College
94	Kainoa Fuaiava	DL	Jr.	6-4	295	Downey, Calif. / BYU
95	TJ Togiai	DL	Jr.	6-0	315	Blackfoot, Idaho / Carroll College
96	Will Vea	DL	Fr.	6-3	270	Issaquah, Wash./Eastside Catholic HS
97	Majerle Taugavau	DL	Sr.	6-2	275	South Hayward, Calif. / Santa Rosa Junior College
98	Gilbert Varela	DL	Sr.	6-0	272	Bakersfield, Calif. / Long Beach City College
99	Jake McGinnis	DL	Fr.	6-1	288	Gooding, Idaho/Gooding HS

2019 Team Information

All-Conference Returners

Mitch Gueller, WR, 1st Team, 62 rec, 1,259 yds, 9 TDs

Michael Dean, WR, 1st Team, 49 rec, 863 yds, 10 TDs

Kody Graves, LB, 3rd Team, 83 tackles, 2 INT, 1.0 sack

Other Key Returners

Ty Flanagan, RB, HM, 132 carries, 844 yds, 8 TDs

Kainoa Fuaiava, DL, HM, 50 tackles, 2.0 sacks

Adkin Aguirre, DB, HM, 77 tackles, 3 INT, 6 PBUs

Bengals Record by Season (Since Inception in the Big Sky)

Year	Coach	Conference				Rank	Overall			PCT
		W	L	T	PCT		W	L	T	
1963	Babe Caccia	3	1	0	.750	1	5	3	0	.625
1964	Babe Caccia	2	1	0	.667	2	6	3	0	.667
1965	Babe Caccia	1	3	0	.250	T4	3	5	1	.389
1966	Leo McKillip	1	3	0	.250	4	3	6	0	.333
1967	Leo McKillip	0	4	0	.000	5	1	9	0	.100
1968	Ed Cavanaugh	1	3	0	.250	4	4	5	0	.444
1969	Ed Cavanaugh	2	2	0	.500	3	5	5	0	.500
1970	Ed Cavanaugh	3	2	0	.600	2	5	5	0	.500
1971	Ed Cavanaugh	2	3	0	.400	5	6	4	0	.600
1972	Ed Cavanaugh	4	1	0	.800	2	7	3	0	.700
1973	Bob Griffin	0	6	0	.000	6	2	9	0	.182
1974	Bob Griffin	2	4	0	.333	6	5	5	0	.500
1975	Bob Griffin	4	2	0	.667	T2	7	3	0	.700
1976	Joe Pascale	0	6	0	.000	7	1	9	0	.100
1977	Bud Hake	2	4	0	.333	T4	3	8	0	.273
1978	Bud Hake	0	6	0	.000	7	2	8	0	.182
1979	Bud Hake	0	7	0	.000	8	0	11	0	.000
1980	Dave Kragthorpe	4	4	0	.500	T3	6	5	0	.545
1981	Dave Kragthorpe	6	1	0	.857	1	12	1	0	.923
1982	Dave Kragthorpe	1	6	0	.142	8	3	8	0	.273
1983	Jim Koetter	5	2	0	.714	2	8	4	0	.666
1984	Jim Koetter	4	3	0	.571	T3	5	6	0	.454
1985	Jim Koetter	3	4	0	.428	5	5	6	0	.454
1986	Jim Koetter	1	7	0	.142	8	2	9	0	.181
1987	Jim Koetter	3	5	0	.375	7	3	7	1	.318
1988	Garth Hall	0	8	0	.000	9	0	11	0	.000
1989	Garth Hall	2	6	0	.250	T6	3	7	0	.300
1990	Garth Hall	1	7	0	.125	9	3	8	0	.273
1991	Garth Hall	2	6	0	.250	7	3	7	1	.318
1992	Brian McNeely	1	6	0	.142	8	3	8	0	.273
1993	Brian McNeely	0	7	0	.000	8	2	9	0	.182
1994	Brian McNeely	4	3	0	.571	T4	6	5	0	.545
1995	Brian McNeely	3	4	0	.429	6	6	5	0	.545
1996	Brian McNeely	2	6	0	.250	7	4	7	0	.364
1997	Tom Walsh	2	6	0	.250	8	3	8	0	.273
1998	Tom Walsh	2	6	0	.250	9	3	8	0	.273
1999*	Larry Lewis	2	6	0	.250	T7	4	7	0	.364
2000	Larry Lewis	4	4	0	.500	6	6	5	0	.545
2001	Larry Lewis	1	6	0	.143	T7	4	7	0	.364
2002	Larry Lewis	5	2	0	.714	T1	8	3	0	.727
2003	Larry Lewis	4	3	0	.571	T4	8	4	0	.667
2004	Larry Lewis	2	5	0	.286	T6	3	8	0	.273
2005	Larry Lewis	3	4	0	.429	6	5	6	0	.455
2006	Larry Lewis	1	7	0	.125	8	2	9	0	.182
2007	John Zamberlin	2	6	0	.250	8	3	8	0	.273
2008	John Zamberlin	1	7	0	.125	T8	1	11	0	.083
2009	John Zamberlin	1	7	0	.125	T7	1	10	0	.091
2010	John Zamberlin	0	8	0	.000	9	1	10	0	.091
2011	Mike Kramer	1	7	0	.125	8	2	9	0	.182
2012	Mike Kramer	0	8	0	.000	13	1	10	0	.091
2013	Mike Kramer	1	7	0	.125	T10	3	9	0	.250
2014	Mike Kramer	6	2	0	.750	T2	8	4	0	.667
2015	Mike Kramer	1	7	0	.125	T12	2	9	0	.182
2016	Mike Kramer	1	7	0	.125	13	2	9	0	.182
2017	Rob Phenicie	2	6	0	.250	T9	4	7	0	.364
2018	Rob Phenicie	5	3	0	.625	T4	6	5	0	.545

* Received one conference forfeit win

MONTANA *Griz*

Washington-Grizzly Stadium

Grizzly Quick Facts

Location: Missoula, Mont.
Enrollment: 10,644
Nickname: Grizzlies, Griz
Colors: Copper, Silver, Gold
Stadium/Capacity: Washington-Grizzly Stadium (25,217)
Playing Surface: Field Turf
President: Seth Bodnar
Athletics Director: Kent Haslam
Media Relations: Eric Taber
Phone: (406) 243-5402 (Office)
 (646) 287-7492 (Cell)
 (406) 243-4167 (Press Box)
 (406) 243-6859 (Fax)
E-mail: eric.taber@mso.umt.edu
Web Site: gogrizz.com

Grizzly Football Facts

Head Coach: Bobby Hauck
Record at UM (Years): 86-22 (8)
Overall Record (Years): 101-72 (13)
Football Office Phone: (406) 243-2969
2018 Record: 6-5, 4-4 Big Sky
Big Sky Titles: 18/1969, '70, '82, '93, '95, '96, '98-'09
FCS Postseason Record: 32-21
NCAA FCS Championships: 1995, 2001

Grizzly Football Staff

Head Coach: Bobby Hauck
Asst. Head Coach/WR: Brent Pease
Defensive Coord./LB: Kent Baer
Offensive Coord./QB: Timm Rosenbach
Recruiting/RB: Justin Green
Offensive Line: Chad Germer
Defensive Line: Barry Sacks
Tight Ends: Jace Schillinger
Safeties: Shann Schillinger
Cornerbacks: CJ Cox

Grizzly Personnel

Offensive Formation: Multiple
Defensive Formation: Multiple
Starters Returning: (O/D/SP): 10/9/2
Lettermen Returning: 38
Lettermen Lost: 17
Returning All-Conf. Performers: 5

Team Notes

• Bobby Hauck, a three-time Big Sky Coach of the Year and 2009 Eddie Robinson Coach of the Year finalist, enters his 31st year of coaching and second straight year as the Montana head coach. Hauck became the winningest coach in Montana history in 2018 with 86 wins, surpassing Don Read.

• Hauck, the Montana head coach from 2003-09, led the Griz to three national championship appearances and seven-straight Big Sky Championships. He recorded an overall record of 80-17 record, an 82 percent winning average, the highest in the FCS at the time. Hauck led the Griz to three perfect seasons in Big Sky play with a 47-6 league record.

• Linebacker Dante Olson finished third in voting for the 2018 STATS FCS Buck Buchanan Award. He led the Big Sky and FCS with a school-record 151 tackles. He ranked fourth in the league in sacks (6.0) and eighth in tackles for loss (11.0). For six straight weeks Olson led the FBS and FCS in tackles per game. He finished

2018 first in the FCS in tackles at 13.7 a game.

• Quarterback Dalton Sneed, the 2018 Big Sky Newcomer of the Year, registered seven multiple touchdown games. Third in the league in passing yards with 2,723, Sneed completed 22 touchdown passes. He led Montana in rushing and passing and set a new Montana record for most rushing yards in a game by a QB with 206 against Sacramento State.

• The Griz ranked second in the FCS in attendance averaging 24,677 through six home games.

2018 Results

Date	Opponent	Result
9/1	vs. #13 Northern Iowa	W, 26-23
9/8	vs. Drake	W, 48-16
9/15	at Western Illinois	L, 31-27
9/22	vs. Sacramento State*	W, 41-34
9/29	at Cal Poly*	W, 48-28
10/6	vs. Portland State*	L, 22-20
10/13	at North Dakota*	L, 41-14
10/27	vs. UC Davis*	L, 49-21
11/3	at Southern Utah*	W, 57-14
11/10	at Idaho*	W, 46-27
11/17	vs. Montana State*	L, 29-25

*Big Sky Conference Game



Dante Olson
Senior • LB
Medford, Ore.



Dalton Sneed
Senior • QB
Scottsdale, Ariz.



Samuel Akem
Junior • WR
Broken Arrow, Okla.



Head Coach

Bobby Hauck

Alma Mater: Montana

Years at UM: Second Season/Ninth

Record at UM: 86-22 (8)

Career Record (Years): 101-72 (14)

Hauck vs. The Big Sky

School	Won	Lost
CP	6	1
EWU	7	1
UI	2	1
ISU	5	1
UM	0	0
MSU	5	3
NAU	7	1
UNC	6	0
PSU	6	2
SAC	8	0
SUU	3	1
UCD	2	1
WSU	7	1

Hauck Year-by-Year

Year	School	Overall	Conf.
2003	UM	9-4	5-2
2004	UM	12-3	6-1
2005	UM	8-4	5-2
2006	UM	12-2	8-0
2007	UM	11-1	8-0
2008	UM	14-2	7-1
2009	UM	14-1	8-0
2010	UNLV	2-11	2-6
2011	UNLV	2-10	1-6
2012	UNLV	2-11	2-6
2013	UNLV	7-6	5-3
2014	UNLV	2-11	1-7
2018	UM	6-5	4-4
Totals		101-72	62-38

2019 Montana Schedule

Date	Opponent	Series	Last Meeting
8/31	at South Dakota	UM, 12-6	UM, 28-20 (2014)
9/7	vs. North Alabama	First Meeting	
9/14	at Oregon	ORE, 7-0-1	ORE, 47-14 (2005)
9/21	vs. Monmouth	First Meeting	
9/28	at UC Davis*	UM, 7-1	UCD, 49-21 (2018)
10/5	vs. Idaho State*	UM, 46-13	UM, 39-31 (2017)
10/19	at Sacramento State*	UM, 20-1	UM, 41-34 (2018)
10/26	vs. Eastern Washington*	UM, 27-17-1	EWU, 48-41 (2017)
11/2	at Portland State*	UM, 30-13	PSU, 22-20 (2018)
11/9	vs. Idaho*	UI, 55-27-1	UM, 46-27 (2018)
11/16	vs. Weber State*	UM, 40-14	WSU, 41-27 (2017)
11/23	at Montana State*	UM, 72-40-5	MSU, 29-25 (2018)

*Big Sky Conference Game

2018 Team Statistics

TEAM STATISTICS	UM	OPP				
SCORING	373	314				
Points Per Game	33.9	28.5				
FIRST DOWNS	253	237				
Rushing	82	101				
Passing	135	116				
Penalty	16	20				
RUSHING YARDAGE	1806	1971				
Yards gained rushing	2055	2214				
Yards lost rushing	249	243				
Rushing Attempts	370	475				
Average Per Rush	4.9	4.1				
Average Per Game	164.2	179.2				
TDs Rushing	20	22				
PASSING YARDAGE	2989	2639				
Comp-Att-Int	256-410-7	221-386-10				
Average Per Pass	7.3	6.8				
Average Per Catch	11.7	11.9				
Average Per Game	271.7	239.9				
TDs Passing	25	17				
TOTAL OFFENSE	4795	4610				
Total Plays	780	861				
Average Per Play	6.1	5.4				
Average Per Game	435.9	419.1				
KICK RETURNS: #-Yards	34-841	36-638				
PUNT RETURNS: #-Yards	25-246	15-93				
INT RETURNS: #-Yards	10-160	7-105				
KICK RETURN AVERAGE	24.7	17.7				
PUNT RETURN AVERAGE	9.8	6.2				
INT RETURN AVERAGE	16.0	15.0				
FUMBLES-LOST	18-13	17-7				
PENALTIES-Yards	62-612	78-622				
Average Per Game	55.6	56.5				
PUNTS-Yards	61-2484	68-2840				
Average Per Punt	40.7	41.8				
Net punt average	36.9	36.7				
TIME OF POSSESSION/Game	28:16	31:44				
3RD-DOWN Conversions	64/160	70/179				
3rd-Down Pct	40%	39%				
4TH-DOWN Conversions	5/11	14/22				
4th-Down Pct	45%	64%				
SACKS BY-Yards	24-169	25-161				
MISC YARDS	0	0				
TOUCHDOWNS SCORED	48	40				
FIELD GOALS-ATTEMPTS	13-17	11-13				
ON-SIDE KICKS	0-0	0-1				
RED-ZONE SCORES	42-50 84%	34-40 85%				
RED-ZONE TOUCHDOWNS	30-50 60%	28-40 70%				
PAT-ATTEMPTS	40-44 91%	33-35 94%				
ATTENDANCE	148064	43398				
Games/Avg Per Game	6/24677	5/8680				
Neutral Site Games		0/0				
SCORE BY QUARTERS	1st	2nd	3rd	4th	OT	Total
Montana	116	102	83	72	-	373
Opponents	72	60	48	134	-	314

2018 Individual Team Leaders

RUSHING	GP	Att	Gain	Loss	Net	Avg	TD	Long	Avg/G
SNEED, DALTON	11	131	863	188	675	5.2	6	75	61.4
EASTWOOD, ADAM	11	125	529	15	514	4.1	9	68	46.7
CALHOUN, JEREMY	4	41	209	3	206	5.0	2	22	51.5
PASSING	G	EFFC	Comp-Att-Int	Pct	Yds	TD	Long	Avg/G	
SNEED, DALTON	11	137.59	241-384-7	62.8	2723	22	59	247.5	
HUMPHREY, CAM	6	166.02	13-24-0	54.2	241	2	68	40.2	
RECEIVING	G	No.	Yds	Avg	TD	Long	Avg/G		
AKEM, SAMUEL	11	59	879	14.9	13	68	79.9		
LOUIE-McGEE, J.	11	42	451	10.7	2	33	41.0		
CURRAN, KEENAN	11	39	460	11.8	2	33	41.8		
TOURE, SAMORI	11	37	440	11.9	2	41	40.0		
PUNT RETURNS	No.	Yds	Avg	TD	Long				
LOUIE-McGEE, J.	24	237	9.9	0	46				
INTERCEPTIONS	No.	Yds	Avg	TD	Long				
NASH, DAREON	2	40	20.0	1	40				
OLSON, DANTE	2	51	25.5	0	26				
MILLER, REID	2	37	18.5	0	25				
SANDRY, JOSH	2	32	16.0	0	29				
BUSS, JOSH	1	0	0.0	0	0				
CALHOUN, JUSTIN	1	0	0.0	0	0				
KICK RETURNS	No.	Yds	Avg	TD	Long				
FLOWERS, MALIK	22	607	27.6	1	95				
CALHOUN, JUSTIN	6	107	17.8	0	26				
SCORING	TD	FGs	Kick	RUSH	Rcv	Pass	DXP	SAF	POINTS
SEMENZA, TIM	0	13-17	40-43	0-1	0	0-0	0	0	79
AKEM, SAMUEL	13	0-0	0-0	0-0	0	0-0	0	0	78
EASTWOOD, ADAM	9	0-0	0-0	0-0	0	0-0	0	0	54
SNEED, DALTON	6	0-0	0-0	0-0	0	0-0	0	0	36
SULSER, GABE	4	0-0	0-0	0-0	0	0-0	0	0	24
LOUIE-McGEE, J.	3	0-0	0-0	0-0	0	0-0	0	0	18
TOTAL OFFENSE	G	Plays	RUSH	PASS	TOTAL	Avg/G			
SNEED, DALTON	11	515	675	2723	3398	308.9			
EASTWOOD, ADAM	11	125	514	0	514	46.7			
ALL PURPOSE	G	RUSH	REC	PR	KOR	IR	Tot	Avg/G	
AKEM, SAMUEL	11	0	879	0	0	0	879	79.9	
LOUIE-McGEE, J.	11	144	451	237	0	0	832	75.6	
EASTWOOD, ADAM	11	514	183	0	0	0	697	63.4	
SNEED, DALTON	11	675	0	0	0	0	675	61.4	
FLOWERS, MALIK	11	0	0	0	607	0	607	55.2	

MONTANA @MontanaGrizFB

2019 Roster

No.	Name	Cl.	Pos.	Ht.	Wt.	Exp.	Hometown / Previous School
2	Cam Humphrey	R-Jr.	QB	6-2	192	IV	Issaquah, Wash. / Issaquah HS / Saddleback
2	Gavin Robertson	R-Jr.	S	6-1	222	IV	Auburn, Wash. / Auburn Mountainview HS / Arizona
3	Justin Calhoun	R-Sr.	CB	5-10	176	3V	Long Beach, Calif. / Long Beach Poly HS
4	Nash Fouch	R-Fr.	S	6-2	192	RS	Woodinville, Wash. / Woodinville HS
5	Kobey Eaton	R-Sr.	CB	6-3	180	3V	Vancouver, Wash. / Evergreen HS
5	Garrett Graves	R-Fr.	QB	6-3	196	RS	Eureka, Mont. / Lincoln County HS
6	Gabe Sulser	R-Fr.	S	6-0	196	RS	Kalispell, Mont. / Glacier HS
7	Dareon Nash	R-Jr.	CB	6-2	190	2V	Covina, Calif. / Charter Oak HS
7	Gabe Sulser	So.	WR	5-9	161	IV	Billings, Mont. / Senior HS
8	Samori Toure	R-Jr.	WR	6-3	193	2V	Portland, Ore. / Westview HS
9	David Koppang	R-Fr.	S	6-0	200	RS	Missoula, Mont. / Loyola Sacred Heart
10	Jackson Groff	R-Fr.	WR	5-10	180	RS	Phoenix, Ariz. / Northwest Christian HS
10	Marcus Welnel	R-So.	LB	6-0	220	IV	Helena, Mont. / Capital HS
11	Cole Grossman	Fr.	LB	6-4	205	HS	Vancouver, Wash. / Skyview HS
11	Dalton Sneed	R-Sr.	QB	6-1	207	IV	Scottsdale, Ariz. / Horizon HS / UNLV / Ft. Scott CC
13	Josh Sandry	R-Sr.	S	6-1	210	3V	Bigfork, Mont. / Bigfork HS
14	Ryan Arntson	Jr.	RB	5-7	180	WO	Helena, Mont. / Helena HS / Carroll
14	Michael McGinnis	R-So.	S	6-3	205	1V	Sidney, Mont. / Sidney HS
16	Jerry Louie-McGee	R-Sr.	WR	5-9	180	3V	Coeur d'Alene, Idaho / Lake City HS
17	Robby Hauck	R-So.	S	5-10	179	1V	Missoula, Mont. / Del Norte HS (Calif.) / N. Arizona
18	Samuel Akem	R-Jr.	WR	6-4	196	2V	Broken Arrow, Okla. / Broken Arrow HS
18	Jace Schneider	R-Fr.	S	5-8	176	RS	Bellevue, Wash. / Bellevue HS
19	Malik Flowers	R-So.	WR	6-2	195	1V	Fontana, Calif. / A.B. Miller HS
20	Gavin Crow	R-Jr.	S	6-1	202	2V	Kennewick, Wash. / Kamiakin HS
21	Marcus Knight	So.	RB	6-1	200	TR	San Juan Capistrano, Calif. / St. Margarets / Citrus
23	Josh Egbo	R-Jr.	CB	6-2	195	2V	Gilbert, Ariz. / Highland HS
25	Adam Eastwood	R-So.	RB	6-1	215	1V	Del Mar, Calif. / Cathedral Catholic / San Diego St.
27	Kadeem Hemphill	R-Sr.	CB	6-0	187	SQ	Chicago, Ill. / Hales Franciscan HS / San Jose St.
31	Trase Le Texier	R-Jr.	FB	6-2	247	1V	Boulder, Mont. / Jefferson County HS
32	Drew Turner	R-Fr.	RB	6-0	210	RS	Kalispell, Mont. / Glacier HS
33	Dante Olson	R-Sr.	LB	6-3	237	3V	Medford, Ore. / Cascade Christian HS
34	Jace Lewis	R-Jr.	LB	6-1	230	2V	Townsend, Mont. / Broadwater County HS
35	Braxton Hill	Fr.	LB	6-2	210	HS	Anaconda, Mont. / Anaconda HS
36	Levi Janacaro	R-Fr.	RB	6-0	226	RS	Missoula, Mont. / Big Sky HS
37	Jesse Sims	R-Sr.	DT	6-4	270	3V	Stevensville, Mont. / Corvallis HS
39	Brandon Purdy	R-Jr.	KP	5-10	176	2V	Kalispell, Mont. / Glacier HS
41	Gabe Peppenger	R-Jr.	KP	6-0	220	2V	Missoula, Mont. / Sentinel HS / Montana State
43	Mason Vinyard	R-Jr.	LB	6-5	230	TR	El Cajon, Calif. / Helix HS / Washington State
No.	Name	Yr.	Pos.	Ht.	Wt.	Exp.	Hometown/Previous Schools
45	Vika Fa'atusei	R-Sr.	DE	6-3	230	2V	Vista, Calif. / Vista HS
46	Jed Nagler	R-Jr.	DE	6-4	230	2V	Whitefish, Mont. / Whitefish HS
47	Cole Rosing	R-Jr.	DT	6-5	250	SQ	Helena, Mont. / Capital HS
49	Matthew O'Donoghue	R-Jr.	LS	6-1	255	2V	Santa Ana, Calif. / Foothill HS
51	Cole Sain	R-Fr.	C	6-4	277	RS	Bellflower, Calif. / St. John Bosco HS
52	Michael Matthews	R-So.	LB	6-2	210	1V	Camas, Wash. / Camas HS
53	Lorenzo Brown	R-Fr.	DE	6-4	238	RS	Las Vegas, Nev. / Desert Pines HS
54	Tyler Flink	R-Fr.	LB	5-11	210	RS	Missoula, Mont. / Big Sky HS
56	Joe Babros	R-Jr.	DE	6-4	250	TR	Mission Viejo, Calif. / Mission Viejo HS / N.C. State
58	Patrick O'Connell	R-So.	LB	6-2	220	RS	Kalispell, Mont. / Glacier HS / U of Mary
59	Milton Mamula	R-Fr.	DE	6-3	216	RS	Newtown Square, Penn. / Episcopal Academy HS
61	Adam Wilson	Sr.	CP	6-0	181	IV	San Diego, Calif. / Cathedral Catholic HS / Arizona
62	Dylan Eickmeyer	R-Jr.	OG	6-4	301	SQ	Tucson, Ariz. / Salpointe Catholic HS
63	Trevor Welnel	R-Fr.	OT	6-4	247	RS	Helena, Mont. / Capital HS
64	Dylan Cook	R-So.	OT	6-6	290	SQ	Butte, Mont. / Butte HS / MSU Northern
65	Gerrit Bloemendaal	R-Fr.	OG	6-3	291	RS	Great Falls, Mont. / C.M. Russell HS
66	Cy Sirmion	R-Sr.	C	6-3	272	3V	Wenatchee, Wash. / Wenatchee HS
67	Tyler Ganoung	R-Fr.	OG	6-5	336	RS	Hillsboro, Ore. / Sunset, HS
68	Cody Kanouse	So.	OG	6-5	335	SQ	Gig Harbor, Wash. / Peninsula HS
70	Skylar Martin	R-So.	OG	6-5	272	1V	Vancouver, Wash. / Skyview HS
71	Kordell Pillans	R-Jr.	OG	6-6	325	HS	Kodiak, Alaska / Kodiak HS / Mesa CC
72	Conor Plick	R-Fr.	C	6-3	273	RS	Helena, Mont. / Capital HS
73	Brandon Scott	R-Jr.	OT	6-7	321	1V	Owasso, Okla. / Owasso HS
74	Angel Villanueva	R-So.	OG	6-5	324	3V	Duarte, Calif. / Duarte HS
75	Sean Anderson	R-Fr.	OT	6-7	318	RS	Litchfield Park, Ariz. / Verrado HS
76	Colton Keintz	R-So.	OT	6-8	287	1V	Missoula, Mont. / Big Sky HS
77	Dallas Hart	R-Sr.	OG	6-5	305	2V	Cypress, Calif. / Pacifica HS
78	Conlan Beaver	R-Jr.	OT	6-5	295	2V	Fredericksburg, Va. / Massaponax HS
79	Esai Longoria	R-Jr.	OG	6-3	315	SQ	Caldwell, Idaho / Vallivue HS
80	Mitch Roberts	R-So.	WR	6-1	191	1V	Missoula, Mont. / Sentinel HS
81	Matt Rensvold	R-So.	TE	6-4	235	1V	Polson, Mont. / Polson HS
83	Nick Germier	R-Fr.	WR	6-2	190	RS	Missoula, Mont. / Sentinel HS
84	Max Morris	R-Fr.	TE	6-4	219	RS	Kalispell, Mont. / Glacier HS
85	Danny Burton	Jr.	WR	5-10	175	SQ	Helena, Mont. / Capital HS
86	Colten Curry	R-Fr.	TE	6-7	215	RS	Valier, Mont. / Valier HS
87	Bryson Deming	R-So.	TE	6-4	245	1V	Billings, Mont. / West HS
88	Collin Bingham	R-Sr.	TE	6-3	245	3V	Missoula, Mont. / Big Sky HS
90	Zane Whiting	So.	DE	6-4	200	WO	Queen Creek, Ariz. / Queen Creek HS / Adams St.
91	Eli Alford	So.	DT	6-1	285	1V	Park City, Utah / Air Force Prep
93	Braydon Deming	R-So.	DE	6-4	252	1V	Billings, Mont. / West HS
94	Nate Morin-Ferguson	R-Fr.	DE	6-1	234	RS	Butte, Mont. / Butte HS
97	RJ Nelson	R-So.	DE	6-4	231	1V	Hillsboro, Ore. / Hillsboro HS
98	Alex Gubner	R-Fr.	DT	6-3	295	RS	West Hills, Calif. / Chaminade Prep

2019 Team Information

All-Conference Returners

Dante Olson, ILB, 1st Team, 151 tackles, 11.0 TFL, 6.0 sacks, 2 INT, 5 PD, 3 FF

Samuel Akim, WR, 2nd Team, 879 receiving yds, 13 TDs, Avg 14.9 yds per catch

Jerry-Louie McGee, PR/KR, 2nd Team, 451 receiving yds, 2 TDs, 144 rushing yds, 1 TD, 817 all-purpose yds

Jace Lewis, ST, 2nd Team, 62 tackles, 7.5 TFL, 2.5 sacks, 2 PD

Jesse Sims, DE, 3rd Team, 42 tackles, 3.5 TFL, 1.0 sacks, 1 FF

Other Key Returners

Dalton Sneed, QB, Completed 241 of 384 passes, 2,723 passing yds, 22 TDs, 675 rushing yds, 6 TDs


Robby Hauck, S, 95 tackles, 2.5 TFL, 4 PD

Grizzly Record by Season (Since Inception of the Big Sky)

Year	Coach	Conference			Rank	Overall				
		W	L	T		PCT	W	L	T	PCT
1963	Ray Jenkins	0	3	0	.000	4	1	9	0	.100
1964	Hugh Davidson	1	2	0	.333	3	3	6	0	.333
1965	Hugh Davidson	2	2	0	.500	3	4	6	0	.400
1966	Hugh Davidson	0	4	0	.000	5	1	8	0	.111
1967	Jack Swarthout	2	2	0	.500	T2	7	3	0	.700
1968	Jack Swarthout	0	4	0	.000	5	2	7	0	.222
1969	Jack Swarthout	4	0	0	1.00	1	10	1	0	.909
1970	Jack Swarthout	5	0	0	1.00	1	10	1	0	.909
1971	Jack Swarthout	3	2	0	.600	3	6	5	0	.545
1973	Jack Swarthout	2	4	0	.333	T4	4	6	0	.400
1974	Jack Swarthout	2	3	1	.417	4	3	6	1	.350
1975	Jack Swarthout	3	3	0	.500	T4	6	4	0	.600
1976	Gene Carlson	3	3	0	.500	4	4	6	0	.400
1977	Gene Carlson	1	5	0	.167	7	4	6	0	.400
1978	Gene Carlson	4	2	0	.667	T2	5	6	0	.455
1979	Gene Carlson	2	5	0	.285	T5	3	7	0	.300
1980	Larry Donovan	1	6	0	.142	8	3	7	0	.300
1981	Larry Donovan	5	2	0	.714	3	7	3	0	.700
1982	Larry Donovan	5	2	0	.714	1	6	6	0	.500
1983	Larry Donovan	3	4	0	.428	T5	4	6	0	.400
1984	Larry Donovan	0	7	0	.000	8	2	8	1	.227
1985	Larry Donovan	2	5	0	.285	6	3	8	0	.272
1986	Don Read	4	4	0	.500	5	6	4	0	.600
1987	Don Read	5	3	0	.625	3	6	5	0	.545
1988	Don Read	6	2	0	.750	2	8	4	0	.666
1989	Don Read	7	1	0	.875	2	11	3	0	.786
1990	Don Read	4	4	0	.500	4	7	4	0	.636
1991	Don Read	6	2	0	.750	2	7	4	0	.636
1992	Don Read	4	3	0	.571	4	6	5	0	.545
1993	Don Read	7	0	0	1.00	1	10	2	0	.833
1994	Don Read	5	2	0	.714	2	11	3	0	.786
1995	Don Read	6	1	0	.857	1	13	2	0	.867
1996	Mick Dennehy	8	0	0	1.000	1	14	1	0	.933
1997	Mick Dennehy	6	2	0	.750	2	8	4	0	.667
1998	Mick Dennehy	6	2	0	.750	1	8	4	0	.667
1999	Mick Dennehy	7	1	0	.875	1	9	3	0	.750
2000	Joe Glenn	8	0	0	1.000	1	13	2	0	.867
2001	Joe Glenn	7	0	0	1.000	1	15	1	0	.938
2002	Joe Glenn	5	2	0	.714	T1	11	3	0	.786
2003	Bobby Hauck	5	2	0	.714	T1	9	4	0	.692
2004	Bobby Hauck	6	1	0	.857	T1	12	3	0	.800
2005	Bobby Hauck	5	2	0	.714	T1	8	4	0	.667
2006	Bobby Hauck	8	0	0	1.000	1	12	2	0	.857
2007	Bobby Hauck	8	0	0	1.000	1	11	1	0	.917
2008	Bobby Hauck	7	1	0	.875	T1	14	2	0	.875
2009	Bobby Hauck	8	0	0	1.000	1	14	1	0	.933
2010	Robin Pflugrad	5	3	0	.625	T3	7	4	0	.636
2011*	Robin Pflugrad	5	1	0	.833	T1	6	2	0	.750
2012	Mick Delaney	3	5	0	.375	T8	5	6	0	.455
2013	Mick Delaney	6	2	0	.750	3	10	3	0	.769
2014	Mick Delaney	6	2	0	.750	T2	9	5	0	.643
2015	Bob Stitt	6	2	0	.750	T2	8	5	0	.615
2016	Bob Stitt	3	5	0	.375	8	6	5	0	.545
2017	Bob Stitt	5	3	0	.625	T6	7	4	0	.636
2018	Bobby Hauck	4	4	0	.500	T6	6	5	0	.545

*Vacated two conference wins and five overall wins and a loss due to use of ineligible player.

MONTANA STATE *Bobcats*



Bobcat Stadium

Bobcat Quick Facts

Location: Bozeman, Mont.
Enrollment: 16,900
Nickname: Bobcats
Colors: Blue and Gold
Stadium/Capacity: Bobcat Stadium (17,777)
Playing Surface: FieldTurf
President: Dr. Waded Cruzado
Athletics Director: Leon Costello
Asst. AD/Media Relations: Bill Lamberty
Phone: (406) 994-5133 (Office)
 (406) 580-6781 (Cell)
 (406) 994-3099, 3100 (Press)
 (406) 994-2278 (Fax)
E-mail: blamberty@msubobcats.com
Web Site: MSUBobcats.com

Bobcat Football Facts

Head Coach: Jeff Choate
Record at MSU (Years): 17-18 (3)
Overall Record (Years.): Same
Football Office Phone: (406) 994-5694
2018 Record: 8-5, 5-3 Big Sky
Big Sky Titles: 15/1964, '66-68, '72, '76, '79, '82, '84, '02, '03, '05, '10, '11, '12
FCS Postseason Record: 7-8
NCAA FCS Championships: 1984

Bobcat Football Staff

Head Coach: Jeff Choate
Defensive Coord./LB: Kane Ioane
Offensive Coord./QB: Matt Miller
Asst. HC/LB: Bobby Daly
Offensive Line: Brian Armstrong
Running Backs: DeNarius McGhee
Wide Receivers: Erik Frazier
Defensive Line: Byron Hout
Cornerbacks: Kyle Risinger
Special Teams: B.J. Robertson
Tight Ends: Nate Potter

Bobcat Personnel

Offensive Formation: Multiple
Defensive Formation: 3-4
Starters Returning: (O/D/SP): 8/9/3
Lettermen Returning: 48
Lettermen Lost: 19
Returning All-Conf. Performers: 3

Team Notes

- Head Coach Jeff Choate enters his fourth season at the helm of the Bobcat football program. Under Choate's guidance the past three years, the Bobcats have steadily improved in the Big Sky standings. In 2018, Choate became the eighth coach in school history to lead the Bobcats to the postseason.
- Montana State was slotted No. 17 in both FCS polls to close out the 2018 season. The Bobcats capped the year with an appearance in the FCS Playoff second round, after earning an at-large bid. Montana State's win over Incarnate Word in the first round was its first playoff win since 2012.
- The Bobcats completed the season with an 8-5 overall mark. Montana State reached eight wins for the first time since 2014. Montana State led the Big Sky in fewest fumbles lost (four), fewest sacks allowed (0.85), and fewest tackles-for-loss allowed (4.08) per game.

- Troy Andersen finished second in the FCS in rushing and total touchdowns with 21. He was also sixth in rushing yards with 1,412.
- Montana State enters the 2019 campaign having won the last-three Cat-Griz games. The Bobcats win in 2018 marked the first time since 1983-85 that MSU has won three straight over the Griz.
- MSU ranked eighth in the FCS in attendance with an average of 16,471.

2018 Results

Date	Opponent	Result
8/30	vs. Western Illinois	W, 26-23
9/8	at South Dakota State	L, 45-14
9/15	vs. Wagner	W, 47-24
9/22	at Portland State*	W, 43-23
9/29	vs. Eastern Washington*	L, 34-17
10/13	vs. Idaho*	W, 24-23
10/20	at Weber State*	L, 34-24
10/27	at Idaho State*	L, 24-17
11/3	vs. Cal Poly*	W, 49-42
11/10	vs. Northern Colorado*	W, 35-7
11/17	at Montana*	W, 29-25
11/24	vs. Incarnate Word%	W, 35-14
12/1	at North Dakota State%	L, 52-10

*Big Sky Conference Game
 %FCS Playoffs



Troy Andersen
 Junior • RB/LB
 Dillon, Mont.



Jahque Alleyne
 Senior • S
 Virginia Beach, Va.



Kevin Kassis
 Senior • WR
 El Dorado, Calif.



Head Coach

Jeff Choate

Alma Mater: Montana Western '93

Years at MSU: Fourth Season

Record at MSU: 17-18

Career Record (Years): Same

Choate vs. The Big Sky

School	Won	Lost
CP	1	0
EWU	0	2
UI	1	0
ISU	0	1
UM	2	0
UND	0	1
NAU	0	1
NC	1	0
PSU	1	0
SAC	0	1
SUU	0	1
UCD	1	0
WSU	0	2

Choate Year-by-Year

Year	School	Overall	Conf.
2016	MSU	4-7	2-6
2017	MSU	5-6	5-3
2018	MSU	8-5	5-3
Totals		17-18	12-12

2019 Montana State Schedule

Date	Opponent	Series	Last Meeting
8/31	at Texas Tech	TTU, 1-0	TTU, 35-0 (1936)
9/7	vs. Southeast Missouri State	First Meeting	
9/14	at Western Illinois	MSU, 3-0	MSU, 26-23 (2018)
9/21	vs. Norfolk State	First Meeting	
9/28	vs. Northern Arizona*	NAU, 27-23	NAU, 37-36 (2017)
10/5	at Cal Poly*	CP, 10-5	MSU, 45-28 (2015)
10/12	vs. Sacramento State*	MSU, 17-7	MSU, 41-38 (2016)
10/26	at North Dakota*	MSU, 19-15-1	MSU, 49-21 (2017)
11/2	vs. Southern Utah*	TIED, 3-3	SUU, 38-21 (2016)
11/9	at Northern Colorado*	MSU, 21-10-1	MSU, 35-7 (2018)
11/16	at UC Davis*	MSU, 5-1	MSU, 27-13 (2016)
11/23	vs. Montana*	UM, 71-40-5	MSU, 29-25 (2018)

*Big Sky Conference Game

2018 Team Statistics

TEAM STATISTICS	MSU	OPP
SCORING	370	370
Points Per Game	28.5	28.5
FIRST DOWNS	225	264
Rushing	134	123
Passing	76	120
Penalty	15	21
RUSHING YARDAGE	3014	2545
Yards gained rushing	3212	2783
Yards lost rushing	198	238
Rushing Attempts	545	532
Average Per Rush	5.5	4.8
Average Per Game	231.8	195.8
TDs Rushing	37	33
PASSING YARDAGE	1826	2775
Comp-Att-Int	163-285-9	226-386-12
Average Per Pass	6.4	7.2
Average Per Catch	11.2	12.3
Average Per Game	140.5	213.5
TDs Passing	8	13
TOTAL OFFENSE	4840	5320
Total Plays	830	918
Average Per Play	5.8	5.8
Average Per Game	372.3	409.2
KICK RETURNS: #-Yards	26-655	41-1008
PUNT RETURNS: #-Yards	11-134	22-164
INT RETURNS: #-Yards	12-152	9-109
KICK RETURN AVERAGE	25.2	24.6
PUNT RETURN AVERAGE	12.2	7.5
INT RETURN AVERAGE	12.7	12.1
FUMBLES-LOST	16-4	18-11
PENALTIES-Yards	84-692	90-695
Average Per Game	53.2	53.5
PUNTS-Yards	71-2923	58-2378
Average Per Punt	41.2	41.0
Net punt average	38.0	37.0
TIME OF POSSESSION/Game	28:51	30:59
3RD-DOWN Conversions	58/172	82/196
3rd-Down Pct	34%	42%
4TH-DOWN Conversions	9/20	10/20
4th-Down Pct	45%	50%
SACKS BY-Yards	23-106	11-72
MISC YARDS	0	0
TOUCHDOWNS SCORED	47	47
FIELD GOALS-ATTEMPTS	14-19	14-20
ON-SIDE KICKS	0-0	0-1
RED-ZONE SCORES	35-40 88%	48-52 92%
RED-ZONE TOUCHDOWNS	25-40 63%	38-52 73%
PAT-ATTEMPTS	40-44 91%	44-46 96%
ATTENDANCE	115299	79177
Games/Avg Per Game	7/16471	6/13196
Neutral Site Games		0/0

SCORE BY QUARTERS	1st	2nd	3rd	4th	OT	Total
Montana State	85	95	94	96	-	370
Opponents	94	137	75	64	-	370

2018 Individual Team Leaders

RUSHING	GP	Att	Gain	Loss	Net	Avg	TD	Long	Avg/G
ANDERSEN, TROY	13	206	1515	103	1412	6.9	21	71	108.6
IFANSE, ISAJAH	13	197	1080	23	1057	5.4	7	74	81.3

PASSING	G	Eff%	Comp-Att-Int	Pct	Yds	TD	Lng	Avg/G
ANDERSEN, TROY	13	101.58	115-208-7	55.3	1195	3	71	91.9
ROWIG, TUCKER	5	147.44	42-68-2	61.8	584	4	47	116.8

RECEIVING	G	No.	Yds	Avg	TD	Long	Avg/G
KASSIS, KEVIN	13	55	663	12.1	3	71	51.0
JONSEN, TRAVIS	12	28	319	11.4	1	50	26.6
PATTERSON, W.	8	19	204	10.7	0	42	25.5

PUNT RETURNS	No.	Yds	Avg	TD	Long
KASSIS, KEVIN	10	105	10.5	0	39

INTERCEPTIONS	No.	Yds	Avg	TD	Long
ALLEYNE, JAHOUÉ	5	102	20.4	0	47
FILER III, GREG	2	27	13.5	1	27
KONKOL, BRAYDEN	2	12	6.0	0	12
FA'ANONO, T.	1	11	11.0	0	11
HILL, JOSH	1	0	0.0	0	0
SPARACO, DANTE	1	0	0.0	0	0

KICK RETURNS	No.	Yds	Avg	TD	Long
KASSIS, KEVIN	8	191	23.9	0	69
ALLEYNE, JAHOUÉ	7	162	23.1	0	29
PATTERSON, W.	6	142	23.7	0	38
JONES, LOGAN	3	127	42.3	0	73

SCORING	TD	FGs	Kick	RUSH	Rcv	PASS	DXP	SAF	POINTS
ANDERSEN, TROY	21	0-0	0-0	1-1	0	0-0	0	0	128
BAILEY, TRISTAN	0	14-19	40-44	0-0	0	0-0	0	0	82
IFANSE, ISAJAH	8	0-0	0-0	0-0	0	0-0	0	0	48
JONSEN, TRAVIS	6	0-0	0-0	1-1	0	0-1	0	0	38

TOTAL OFFENSE	G	Plays	RUSH	PASS	TOTAL	Avg/G
ANDERSEN, TROY	13	414	1412	1195	2607	200.5
IFANSE, ISAJAH	13	197	1057	0	1057	81.3
ROWIG, TUCKER	5	80	26	584	610	122.0

ALL PURPOSE	G	RUSH	REC	PR	KOR	IR	Tot	Avg/G
ANDERSEN, TROY	13	1412	32	0	0	0	1444	111.1
IFANSE, ISAJAH	13	1057	106	0	0	0	1163	89.5
KASSIS, KEVIN	13	98	663	105	191	0	1057	81.3

MONTANA STATE @MSUBobcatsFB

2019 Roster

No.	Name, Pos.	Ht.	Wt.	Cl.	Exp.	Hometown (Previous School)
1	Jamahl Monroe, WR	6-2	180	Fr	HS	San Diego, CA (Lincoln)
1	Greg Filer III, CB	6-0	170	Sr	IV+	Compton, CA (Compton)
2	DeMareus Hosey, RB	6-0	190	Fr	HS	Justin, TX (Northwest)
2	Tyrel Thomas, CB	5-8	170	Jr	2V	Compton, CA (St. John Bosco)
3	Coy Steel, WR	5-8	170	So	IV*	Sheridan, WY (Sheridan)
4	James Campbell, WR	6-1	165	So	IV	Palatka, FL (Palatka)
5	Jahque Alleyne, S	6-1	170	Sr	IV**	Virginia Beach, VA (Va Tech/Ocean Lakes)
6	Tyrone Marshall, WR	6-1	185	Jr	JC	Harbor City, CA (Riverside CC/Narbonne)
6	Eric Zambrano, DB	6-3	190	Fr	HS	Upland, CA (Upland)
7	Casey Bauman, QB	6-6	230	Fr	RS	Somas, WA (Nooksack Valley)
7	Jolo Henderson, S	6-2	195	Sr	2V+	Salt Lake City, UT (Snow/Lamar/Olympus)
8	Level Price Jr., CB	5-10	170	Fr	RS	Los Angeles, CA (St. John Bosco)
8	Dominic Brown, DB	6-2	185	Fr	HS	Oxnard, CA (Oxnard)
9	Jacob Hadley, TE	6-5	220	Jr	IV*	Billings, MT (Central)
9	Ty Okada, CB	5-10	175	So	IV*	Woodbury, MN (East Ridge)
10	Travis Jensen, WR	6-2	205	Sr	IV**	Fullerton, CA (Riverside/Oregon/Servite)
10	Tylor Bohannon, CB	6-1	165	Fr	HS	Sacramento, CA (Grant)
11	Willie Patterson, WR	5-9	165	So	IV*	Tacoma, WA (Franklin Pierce)
12	Tucker Rogiv, QB	6-5	205	So	IV*	Meridian, ID (Mountain Vies)
12	Ty Rhae Gibson, CB	6-0	160	Fr	HS	Lawndale, CA (Paramount)
13	Karl Tucker II, RB	6-0	205	Sr	3V	Great Falls, MT (CM Russell)
13	Ty Reese Gibson, DB	6-0	165	Fr	HS	Lawndale, CA (Paramount)
14	Ruben Beltran, QB	6-0	180	Fr	RS	Peoria, AZ (Centennial)
14	Keaton Anderson, S	6-0	180	So	IV	Billings, MT (Senior)
15	Troy Andersen, LB/RB	6-3	225	Jr	2V	Dillon, MT (Beaverhead)
16	Tanner Trafton, WR	6-5	190	Fr	HS	Lewistown, MT (Fergus)
16	Luke May, S	5-11	195	Jr	2V+	Whitefish, MT (Minnesota/Whitefish)
17	Tadan Gilman, LB	6-0	205	So	IV	Kalispell, MT (Glacier)
17	Jaden Smith, WR	6-6	190	Fr	HS	Kennedale, TX (Kennedale)
18	Blake Thelen, QB	6-3	185	Fr	HS	Great Falls, MT (Great Falls)
18	Elijah King, DB	5-11	170	Fr	HS	Elk Grove, CA (Consummes Oaks)
19	John Knight, QB	6-2	195	Fr	HS	Colville, WA (Colville)
19	Jaharie Martin, LB	6-1	230	Fr	HS	Lakeland, FL (Lakeland)
20	Davine Tullis, DB	6-0	195	Jr	RS**	Seattle, WA (Hawaii/Ballard)
22	Isiah Ifanse, RB	5-10	190	So	IV*	Bellevue, WA (Bellevue)
23	Tristan Bailey, K/P	6-1	220	Sr	IV**	Colorado Springs, CO (Coffeyville/Wyo./Rampart)
24	Lane Sumner, RB	5-8	183	Fr	RS	Huntley, MT (Huntley Project)
26	Rylan Ort, DB	6-1	185	Fr	HS	Missoula, MT (Sentinel)
27	Damien Washington, CB	5-11	190	Sr	2V	Covina, CA (Charter Oaks)
28	Logan Jones, RB	5-7	170	Sr	3V*	Kalispell, MT (Glacier)
29	Shane Perry, RB	5-9	180	So	Sq	Danville, CA (Monta Vista)
30	Logan MacDonald, LS	6-1	195	Fr	RS	Moraga, CA (Campolindo)
31	Brock Spiegelberg, RB	6-0	210	Fr	HS	Casper, WY (Kelly Walsh)
32	Jory Choate, LB	6-2	185	Fr	RS	Bozeman, MT (Bozeman)
33	Blake Flovin, LB	6-1	230	Jr	JC	Sunnyvale, CA (Foothill/Holy Cross/Mitty)
34	Nolan Askelson, LB	6-1	205	Fr	RS	Billings, MT (Senior)
35	Joe Olson, RB	6-0	195	Fr	HS	Bozeman, MT (Bozeman)
36	Quincy Kent-Schneider, LB	6-2	200	So	Sq	Chanhasan, MN (Chanhasan)
37	Bryce Sterk, DE	6-5	250	Sr	IV**	Lynden, WA (Washington/Lynden)
38	Brian Campbell, S	6-2	195	Jr	IV*	Covington, WA (Kentwood)
39	Cole Oster, LB	6-1	210	Fr	HS	Castle Rock, CO (Castle Rock)
40	Logan Gilliard, LB	6-3	200	Fr	HS	Bigfork, MT (Bigfork)
40	Jered Padmos, P/K	6-1	195	Sr	3V	Boulder, MT (Jefferson)
41	Brayden Konkol, S	6-2	205	Sr	3V*	Belgrade, MT (Belgrade)
42	R.J. Fitzgerald, FB	5-10	220	So	IV*	Dillon, MT (Beaverhead)
43	Walker Cozzie, LB	6-0	210	Sr	3V*	Helena, MT (Capital)
44	Daniel Hardy, LB	6-3	205	Jr	IV+	Beaverton, OR (Siskiyous/Valley Cath.)
45	Deryk Snell, FB	6-2	235	Fr	RS	Anchorage, AK (Chugiak)
45	Alex Johnson, LB	6-2	185	Fr	HS	Helena, MT (Helena)
46	Sal Aguilar, LB	6-0	200	So	IV*	Santa Ana, CA (Mater Dei)
47	Callahan O'Reilly, LB	6-2	225	So	IV*	Bozeman, MT (Bozeman)
48	Ryan Davis, TE	6-2	240	Jr	2V	Billings, MT (Skyview)
49	Tyson Regimbal, DL	6-3	248	Jr	JC	Gresham, OR (Coll of Siskiyous/Centennial)
50	Chase Benson, DT	6-4	265	Jr	2V*	Helena, MT (Helena)
51	Taylor Tuasosopo, OG	6-3	295	Jr	IV*	Lancaster, CA (Paradette)
53	Kyle Finch, DE	6-4	240	So	2V*	Dillon, MT (Beaverhead Co.)
54	Chad Kanow, LB	6-3	215	So	IV*	Temecula, CA (Great Oak)
55	Faleatu Areta, OL	6-5	290	Fr	HS	Kent, WA (Meridian)
56	Seer Deines, DL	6-3	270	Fr	RS	Connell, WA (Connell)
57	Caleb Mancini, K	6-2	170	Fr	HS	San Marcos, CA (San Marcos)
58	Josh Hill, LB	5-11	200	Sr	2V*	Kalispell, MT (Glacier)
59	Zach Redd, OL	6-0	275	So	IV*	Meridian, ID (Rocky Mountain)
60	Rylan Wilcox, DL	6-3	200	Fr	RS	Missoula, MT (Big Sky)
61	Jake Sessions, OL	6-5	280	Jr	IV*	Colstrip, MT (Colstrip)
63	Mitch Brott, OT	6-6	290	Sr	3V*	Billings, MT (West)
64	Ethan Ormes, OL	6-3	295	Fr	RS	Gilford, NH (Gilford)
65	Justus Perkins, OL	6-0	245	Fr	HS	Bozeman, MT (Bozeman)
66	Connor Wood, OL	6-4	300	So	IV	Meridian, ID (Rocky Mountain)
67	Joe McElroy, OL	6-5	255	Fr	RS	Missoula, MT (Loyola)
69	Denver Krone, OL	6-1	265	So	Sq	Augusta, MT (Choteau)
70	Holden Sampson, OL	6-3	265	Fr	HS	Helena, MT (Helena)
71	Jack Vering, OL	6-6	245	Fr	HS	Boise, ID (Capital)
72	TJ Session, OL	6-4	275	Fr	HS	Menifee, CA (Vista Murrieta)
73	Ryan Barkley, OL	6-5	275	Fr	RS	Durango, CO (Durango)
74	Byron Rollins, DL	6-3	250	Fr	RS	Missoula, MT (Sentinel)
75	Jacob Kettles, OL	6-4	280	Fr	HS	Lynden, WA (Lynden)
76	Lewis Kidd, OT	6-6	305	Jr	2V*	Fridley, MN (Totino-Grace)
79	Jack Harlow, OL	6-2	280	Fr	HS	San Juan Capistrano, CA (J Serra)
80	Treyton Pickering, TE	6-4	220	Fr	RS*	Sunburst, MT (Sunburst)
81	Jabarri Johnson, WR	6-4	210	Sr	IV**&	Oakland, CA (Amer. River/Franklin)
82	Mark Estes, WR	6-1	180	Fr	RS	Kalispell, MT (Glacier)
83	Logan Kleinhans, WR	6-1	200	Fr	RS	Bozeman, MT (Bozeman)
84	Peyton Hanser, WR	6-4	200	So	Sq	Billings, MT (Central)
85	Kevin Kassiss, WR	6-0	195	Sr	3V	El Dorado, CA (Oak Ridge)
86	Lance McCutcheon, WR	6-2	195	Jr	2V	Bozeman, MT (Bozeman)
87	Ryan Lonergan, TE	6-4	220	Fr	HS	Bozeman, MT (Bozeman)
88	Jarrett Kessler, TE	6-4	220	So	Sq	Kalispell, MT (Diablo Valley/Glacier)
89	Jack Galt, LB/FB	6-0	210	Fr	HS	White Sulphur Springs, MT (WSS)
90	Marcus Wehr, DL	6-3	220	Fr	HS	Billings, MT (Central)
91	Michael Jobman, LB	6-4	235	Jr	2V*	Huntley Project, MT (Huntley Pr.)
92	Blake Schmidt, DL	6-3	250	Fr	HS	San Diego, CA (Monte Vista)
93	Kyle Rygg, DL	6-4	260	So	Sq	Eugene, OR (Sheldon)
94	Travis Yates, DL	6-2	260	So	3V*	Placencia, CA (Orange Lutheran)
95	Derek Marks, DL	6-1	250	Sr	3V	Belgrade, MT (Belgrade)
96	Amandre Williams, DL	6-2	248	Jr	Tr	Maple Valley, WA (Wash./Tahoma)
97	Jason Scrempos, DL	6-6	299	Gr	Tr	Milpitas, CA (Washington/Milpitas)
98	Ethan Bullock, DL	6-6	220	Fr	HS	Big Timber, MT (Sweet Grass)
99	Marcus Ferriter, DE	6-3	245	Sr	3V*	Butte, MT (Central)

*-player has used redshirt season **-transfer

2019 Team Information

All-Conference Returners

Troy Andersen, QB/LB, 1st Team, 1,412 rushing yds, 21 TDs, 1,195 passing yds, 3 TDs

Mitch Brott, OG, 2nd Team, Started all 13 games

Bryce Sterk, OLB, 2nd Team, Started all 13 games

Other Key Returners

Isaiah Ifanse, RB, HM, 1,025 rushing yds, 7 TDs, 106 receiving yds, 1 TD

Greg Filer, CB, HM, 40 tackles, 1.0 TFL, 2 INT, 10 PD

Jahque Alleyne, S, HM, 38 tackles, 5 INT for 102 yds, 8 PD, 2 FF, 1 FR

Brayden Konkol, S, HM, 93 tackles, 4.0 TFL, 1.0 sacks, 2 INT, 1 FF, 3 FR

Jered Padmos, P, 76 punts for 3,177 yds, Avg 41.8 yds per punt

Bobcats Record by Season (Since Inception in the Big Sky)

Year	Coach	Conference				Rank	Overall			
		W	L	T	PCT		W	L	T	PCT
1963	Jim Sweeney	2	1	0	.667	2	6	3	0	.667
1964	Jim Sweeney	3	0	0	1.00	1	7	4	0	.636
1965	Jim Sweeney	1	3	0	.250	T4	3	7	0	.300
1966	Jim Sweeney	4	0	0	1.00	1	8	3	0	.727
1967	Jim Sweeney	4	0	0	1.00	1	7	3	0	.700
1968	Tom Parac	3	1	0	.750	T1	6	4	0	.600
1969	Tom Parac	0	4	0	.000	5	1	8	0	.111
1970	Tom Parac	1	5	0	.167	6	2	8	0	.200
1971	Sonny Holland	0	5	1	.083	7	2	7	1	.250
1972	Sonny Holland	5	1	0	.833	1	8	3	0	.727
1973	Sonny Holland	5	1	0	.833	2	7	4	0	.636
1974	Sonny Holland	4	2	0	.667	2	7	3	0	.700
1975	Sonny Holland	4	2	0	.667	T2	5	5	0	.500
1976	Sonny Holland	6	0	0	1.00	1	12	1	0	.923
1977	Sonny Holland	3	3	0	.500	3	6	4	0	.600
1978	Sonny Lubick	4	2	0	.667	T2	8	2	0	.800
1979	Sonny Lubick	6	1	0	.857	1	6	4	0	.600
1980	Sonny Lubick	3	4	0	.428	T6	4	6	0	.400
1981	Sonny Lubick	1	6	0	.142	7	3	7	0	.300
1982	Doug Graber	5	2	0	.714	T1	6	5	0	.545
1983	Dave Arnold	1	6	0	.142	8	1	10	0	.091
1984	Dave Arnold	6	1	0	.857	1	12	2	0	.857
1985	Dave Arnold	1	6	0	.142	8	2	9	0	.181
1986	Dave Arnold	2	5	0	.285	7	3	8	0	.272
1987	Earle Solomonson	0	8	0	.000	9	1	10	0	.090
1988	Earle Solomonson	4	4	0	.500	6	4	7	0	.363
1989	Earle Solomonson	2	6	0	.250	8	4	7	0	.363
1990	Earle Solomonson	3	5	0	.375	5	4	7	0	.363
1991	Earle Solomonson	1	7	0	.125	9	2	9	0	.181
1992	Cliff Hysell	2	5	0	.285	7	4	7	0	.363
1993	Cliff Hysell	4	3	0	.571	4	7	4	0	.636
1994	Cliff Hysell	0	7	0	.000	8	3	8	0	.273
1995	Cliff Hysell	2	5	0	.286	7	5	6	0	.455
1996	Cliff Hysell	4	4	0	.500	T5	6	5	0	.545
1997	Cliff Hysell	5	3	0	.625	3	6	5	0	.545
1998	Cliff Hysell	5	3	0	.625	T2	7	4	0	.636
1999^	Cliff Hysell	2	6	0	.250	T7	4	7	0	.364
2000	Mike Kramer	0	8	0	.000	9	0	11	0	.000
2001	Mike Kramer	4	3	0	.571	4	5	6	0	.455
2002	Mike Kramer	5	2	0	.714	T1	7	6	0	.538
2003	Mike Kramer	5	2	0	.714	T1	7	6	0	.538
2004	Mike Kramer	4	3	0	.571	T3	6	5	0	.545
2005	Mike Kramer	5	2	0	.714	T1	7	4	0	.636
2006	Mike Kramer	6	2	0	.750	T2	8	5	0	.615
2007	Rob Ash	4	4	0	.500	T4	6	5	0	.545
2008	Rob Ash	5	3	0	.625	T3	7	5	0	.583
2009	Rob Ash	5	3	0	.625	4	7	4	0	.636
2010	Rob Ash	7	1	0	.875	T1	9	3	0	.750
2011	Rob Ash	7	1	0	.875	T1	10	3	0	.769
2012	Rob Ash	7	1	0	.875	T1	11	2	0	.846
2013	Rob Ash	5	3	0	.625	T4	7	5	0	.583
2014	Rob Ash	6	2	0	.750	T2	8	5	0	.615
2015	Rob Ash	3	5	0	.375	T8	5</			



NORTHERN ARIZONA *Lumberjacks*



J. Lawrence Walkup Skydome

Lumberjack Quick Facts

Location: Flagstaff, Ariz.
Enrollment: 31,057
Nickname: Lumberjacks
Colors: Blue and Gold
Stadium/Capacity: Walkup Skydome (10,000)
Playing Surface: Real Grass Field Turf
President: Dr. Rita Cheng
VP for Athletics: Mike Marlow
Media Relations: Randy Press
E-mail: randy.press@nau.edu
Web Site: NAUAthletics.com

Lumberjack Football Facts

Head Coach: Chris Ball
Record at NAU (Years): 0-0 (1st)
Overall Record (Years): Same
Football Office Phone: (928) 523-6787
2018 Record: 7-5, 6-2 Big Sky
Big Sky Titles: Two/1978, 2003
FCS Postseason Record: 1-6
NCAA FCS Championships: None

Lumberjack Football Staff

Head Coach: Chris Ball
Asst. HC/TE: Robin Pflugrad
OC/QB: Aaron Pflugrad
DC: Jerry Partridge
Running Backs/ST: Aaron Price
Offensive Line/Run Game: Bob Connolly
Defensive Backs: Jesse Thompson
Defensive Line: Everrette Thompson
Wide Receivers: Junior Taylor
Outside Linebackers: Junior Tanuvasa

Lumberjack Personnel

Offensive Formation: Multiple
Defensive Formation: 3-4
Starters Returning (O/D/S): 8/9/3
Lettermen Returning: 35
Lettermen Lost: 17
Returning All-Conf. Performers: 2

Team Notes

- Head Coach Chris Ball became the 30th coach in Northern Arizona history when he arrived in Flagstaff with over 30 years of coaching experience. Ball's previous stops include, Memphis, Arizona State, Washington State, Pittsburgh, and Alabama.
- Ball was the defensive coordinator at Idaho State in 1999.
- The Lumberjacks have six home games in 2019. It will be the first time since 2012 that NAU closes out the regular season against a team other than Southern Utah. The 'Jacks will play Idaho in the finale at home.
- Senior two-sport athlete Khalil Dorsey leads a Lumberjack defense that has ranked amongst the best in the FCS in pass defense in recent years, including 10th in passes intercepted in 2018. Dorsey was responsible for 33 tackles, three interceptions and six pass breakups en route to earning all-conference first team honors.
- Quarterback Case Cookus returns for the Lumberjacks. Having battled injuries the past few years, Cookus is back on the field as he is ranked No. 1 amongst active career leaders in passing yards heading into the 2019 campaign.

2018 Results

Date	Opponent	Result
9/1	at UTEP	W, 30-10
9/8	vs. #6/5 Eastern Wash. (NC)	L, 31-26
9/15	at Missouri State	L, 40-8
9/22	vs. Southern Utah*	W, 31-23
9/29	at Idaho State*	L, 56-42
10/6	vs. #6/7 Weber State*	W, 28-24
10/20	at Northern Colorado*	L, 42-14
10/27	vs. Cal Poly*	L, 38-28
11/3	at #6/9 UC Davis*	L, 42-20
11/10	at Sacramento State*	Cancelled
11/17	vs. #25 North Dakota*	W, 31-16

*Big Sky Conference Game
 (NC) Non-Conference Game



Case Cookus
 Senior • QB
 Thousand Oaks, Calif.



Anthony Sweeney
 Sophomore • DB
 American Canyon, Calif.



Khalil Dorsey
 Senior • DB
 Ontario, Calif.



Head Coach

Chris Ball

Alma Mater: Missouri Western St., '86

Years at NAU: First Season

Record at NAU: 0-0

Career Record (Years): Same

Ball vs. The Big Sky

School	Won	Lost
CP	0	0
EWU	0	0
UI	0	0
ISU	0	0
UM	0	0
MSU	0	0
NAU	0	0
UNC	0	0
PSU	0	0
SAC	0	0
SUU	0	0
UCD	0	0
WSU	0	0

Ball Year-by-Year

Year	School	Overall	Conf.
First Season			

2019 Northern Arizona Schedule

Date	Opponent	Series	Last Meeting
8/29	vs. Missouri State	MSU, 1-0	MSU, 40-8 (2018)
9/7	at Arizona	UA, 13-1	UA, 62-24 (2017)
9/14	vs. Western New Mexico	NAU, 16-1	NAU, 48-09 (2010)
9/21	at Illinois State	NAU, 1-0	NAU, 37-16 (2017)
9/28	at Montana State*	NAU, 27-23	NAU, 37-36 (2017)
10/5	vs. Northern Colorado*	NAU, 14-5	UNC, 42-14 (2018)
10/19	at Weber State*	TIED, 26-26	NAU, 28-24 (2018)
10/26	vs. Portland State*	NAU, 17-5	NAU, 42-20 (2017)
11/2	at Eastern Washington*	EWU, 21-12	EWU, 31-26 (2018)
11/9	vs. Sacramento State*	NAU, 13-7	NAU, 37-17 (2017)
11/16	at Southern Utah*	SUU, 13-9	NAU, 31-23 (2018)
11/23	vs. Idaho*	UI, 16-4	UI, 17-14 (1995)

*Big Sky Conference Game

2018 Team Statistics

TEAM STATISTICS	NAU	OPP
SCORING	258	322
Points Per Game	25.8	32.2
FIRST DOWNS	202	192
Rushing	94	88
Passing	86	82
Penalty	22	22
RUSHING YARDAGE	1827	2027
Yards gained rushing	2139	2308
Yards lost rushing	312	281
Rushing Attempts	435	432
Average Per Rush	4.2	4.7
Average Per Game	182.7	202.7
TDs Rushing	15	20
PASSING YARDAGE	2019	1797
Comp-Att-Int	172-310-14	148-296-17
Average Per Pass	6.5	6.1
Average Per Catch	11.7	12.1
Average Per Game	201.9	179.7
TDs Passing	16	17
TOTAL OFFENSE	3846	3824
Total Plays	745	728
Average Per Play	5.2	5.3
Average Per Game	384.6	382.4
KICK RETURNS: #-Yards	25-552	28-662
PUNT RETURNS: #-Yards	18-83	26-264
INT RETURNS: #-Yards	17-193	14-213
KICK RETURN AVERAGE	22.1	23.6
PUNT RETURN AVERAGE	4.6	10.2
INT RETURN AVERAGE	11.4	15.2
FUMBLES-LOST	21-15	19-8
PENALTIES-Yards	65-654	77-734
Average Per Game	65.4	73.4
PUNTS-Yards	61-2626	61-2470
Average Per Punt	43.0	40.5
Net punt average	36.8	37.2
TIME OF POSSESSION/Game	28:37	31:23
3RD-DOWN Conversions	60/158	60/166
3rd-Down Pct	38%	36%
4TH-DOWN Conversions	9/17	11/16
4th-Down Pct	53%	69%
SACKS BY-Yards	21-149	19-122
MISC YARDS	0	2
TOUCHDOWNS SCORED	34	41
FIELD GOALS-ATTEMPTS	7-12	12-14
ON-SIDE KICKS	0-0	0-0
RED-ZONE SCORES	27-36 75%	30-32 94%
RED-ZONE TOUCHDOWNS	21-36 58%	21-32 66%
PAT-ATTEMPTS	29-32 91%	32-34 94%
ATTENDANCE	35178	45029
Games/Avg Per Game	5/7036	5/9006
Neutral Site Games		0/0

SCORE BY QUARTERS	1st	2nd	3rd	4th	OT	Total
Northern Arizona	59	53	68	78	-	258
Opponents	64	111	96	51	-	322

2018 Individual Team Leaders

RUSHING	GP	Att	GAIN	Loss	Net	Avg	TD	Long	Avg/G
YOUNG, CORY	9	103	487	17	470	4.6	6	27	52.2
LOGAN, JOE	7	93	449	12	437	4.7	5	26	62.4
PORTER, BRANDON	10	62	425	46	379	6.1	1	49	37.9
ALDREDGE, A.	10	39	231	10	221	5.7	1	35	22.1

PASSING	G	EFFC	Comp-Att-Int	Pct	Yds	TD	Long	Avg/G
BRIDGE-GADD, D.	7	123.67	111-194-6	57.2	1324	9	68	189.1
CAMPIOTTI, GINO	3	68.36	24-47-4	51.1	192	0	28	64.0
COOKUS, CASE	3	143.71	24-34-2	70.6	265	2	84	88.3
PORTER, BRANDON	10	96.12	10-30-2	33.3	154	3	49	15.4

RECEIVING	G	No.	Yds	Avg	TD	Long	Avg/G
BUTLER, E.	10	35	676	19.3	7	84	67.6
PORTER, BRANDON	10	28	325	11.6	1	68	32.5
BREWINGTON, C.	10	23	246	10.7	1	28	24.6

PUNT RETURNS	No.	Yds	Avg	TD	Long
JOHNSON, K.	8	55	6.9	0	23
STOKES, JUSTIS	8	23	2.9	0	12

INTERCEPTIONS	No.	Yds	Avg	TD	Long
JOHNSON, K.	4	88	22.0	0	59
SUTTON, WES	3	22	7.3	0	22
DORSEY, KHALIL	3	10	3.3	0	10
PAIGE, SHERROD	1	0	0.0	0	0
CASTEEL, JAKE	1	22	22.0	0	22
WORTHY, BRANDON	1	0	0.0	0	0
SWEENEY, A.	1	0	0.0	0	0
TAYLOR, CARSON	1	0	0.0	0	0
ORR, ELIJAH	1	0	0.0	0	0
DAVISON, M.	1	51	51.0	1	51

KICK RETURNS	No.	Yds	Avg	TD	Long
DENSON, CAM	7	189	27.0	0	50
STINSON, NATE	7	158	22.6	0	38
LOVETTE, MALIK	6	127	21.2	0	28

SCORING	TD	FGS	KICK	RUSH	Rcv	PASS	DXP	SAF	POINTS
BUTLER, E.	7	0-0	0-0	0-0	0	0-0	0	0	42
LOGAN, JOE	7	0-0	0-0	0-0	0	0-0	0	0	42
YOUNG, CORY	6	0-0	0-0	0-0	0	0-0	0	0	36
AGUILAR, LUIS	0	4-8	23-24	0-0	0	0-0	0	0	35

TOTAL OFFENSE	G	PLAYS	RUSH	PASS	TOTAL	Avg/G
BRIDGE-GADD, D.	7	257	98	1324	1422	203.1

ALL PURPOSE	G	RUSH	REC	PR	KOR	IR	Tot	Avg/G
PORTER, BRANDON	10	379	325	0	47	0	751	75.1
BUTLER, E.	10	0	676	0	0	0	676	67.6

NORTHERN ARIZONA @NAU Football

2019 Roster

No.	Name	Pos.	Cl.-Exp.	Ht.	Wt.	Hometown / Previous School
2	Nate Stinson	RB	Jr.-2L	5-7	185	San Diego, Calif. / Helix
2	John Chaffeur	DB	Fr.-HS	5-11	180	Prescott, Ariz. / Prescott
3	Gino Campiotti	QB	Fr.-RS	6-3	195	Modesto, Calif. / Manteca
4	Taylor Powell	LB	Sr.-2L	6-1	240	Tucson, Ariz. / Salpointe Catholic
5	Jamari Jackson	DB	Jr.-1L	5-9	172	Sacramento, Calif. / College of San Mateo/Christian Brothers
7	Chancellor Brewington	WR	Jr.-2L	6-3	185	Chandler, Ariz. / Hamilton
8	Stacy Chukwumezie	WR	Jr.-RS	6-2	180	Downey, Calif. / Cerritos College/Downey
9	Jacob Mpungi	RB	Fr.-RS	6-0	180	St. George, Utah / Pine View
10	Elijah Orr	DB	Jr.-1L	5-10	185	Sacramento, Calif. / College of San Mateo / Christian Brothers
12	Anthony Sweeney	DB	So.-1L	5-10	170	American Canyon, Calif. / De La Salle
12	Cody Coleman	WR	Fr.-RS	6-0	165	Carson, Calif. / Narbonne
13	Marcel Myers	DB	Sr.-3L	6-2	185	Los Angeles, Calif. / Bishop Alemany
14	Tony Decozio	PK	-----	-----	-----	-----
15	Case Cookus	QB	Sr.-2L	6-4	205	Thousand Oaks, Calif. / Thousand Oaks
15	Ryan Warren	LS	So.-SQ	6-2	170	Rancho Santa Margarita, Calif. / Perry
16	Chance Arnoldussen	WR	Fr.-HS	5-9	173	New River, Ariz. / Wiesbaden (Germany)
17	Connor Leavens	QB	So.-SQ	6-1	170	Tucson, Ariz. / Marana
17	Cameron Horsting	PK/P	Sr.-SQ	5-10	182	Tulare, Calif. / College of Seauoius / Tulare Western
18	Brandon Porter	WR	So.-1L	5-10	165	Victorville, Calif. / Oak Hills
18	Demetrius Robinson	LB	Fr.-HS	6-0	185	Albuquerque, N.M. / Volcano Vista
19	Derek Arnsom	P	Jr.-2L	6-0	185	Chandler, Ariz. / Basha
19	Heath Beemiller	QB	Fr.-RS	6-3	195	Chandler, Ariz. / Ridge
20	Jacinto Castillo	RB	So.-SQ	5-10	220	Bakersfield, Calif. / Ridgeview
21	Sherrod Paige	DB	Sr.-1L	6-2	195	Tampa, Fla. / Orange Coast College / Tampa Bay Tech
21	Elijah Delaire	RB	-----	-----	-----	-----
22	Joe Logan	RB	Sr.-3L	5-11	200	Buckeye, Ariz. / Estrella Foothills
22	Riley Pagel	P	-----	-----	-----	-----
23	Brian Barry	DB	Jr.-2L	5-9	170	Santa Clarita, Calif. / Bishop Alemany
23	Malik Lovette	WR	Sr.-1L	5-10	200	Redlands, Calif. / Oregon / Redlands East Valley
24	Larry Davis III	LB	Fr.-RS	6-0	220	Phoenix, Ariz. / Desert Vista
26	Nate Perkins	DB	So.-1L	6-3	170	Fontana, Calif. / Summit
27	Jorim Powell	WR	Fr.-HS	5-8	165	South San Francisco, Calif. / Stuart Hall
29	Khalil Dorsey	DB	Sr.-3L	6-0	170	Ontario, Calif. / Colony
30	Jalen Cook	DB	Sr.-3L	6-0	185	Goodyear, Ariz. / Millennium
31	Aramis Aldredge	RB	Jr.-2L	5-10	170	Hesperia, Calif. / Oak Hills
31	Brandon Worthly	DB	Sr.-1L	5-10	190	Murrieta, Calif. / Orange Coast College / Vista Murietta
32	Jalen Swanigan	DB	Sr.-SQ	5-7	160	Sacramento, Calif. / Sac City College / Christian Brothers
33	Tristen Vance	LB	Sr.-3L	6-1	230	Chandler, Ariz. / Hamilton
34	Derek Edwards	LB	So.-SQ	6-2	215	Mead, Colo. / Mead
35	Brooklynn Hardiman	LB	So.-1R	6-2	210	Concord, Calif. / Los Medanos College
36	Curly Willson	RB	Jr.-SQ	5-11	190	Bitburg, Germany / Bitburg
36	Jayden Wooden	DB	So.-RS	6-2	185	Phoenix, Ariz. / Centennial
37	Jeovan Sewell	DB	So.-SQ	6-1	172	Puyallup, Wash. / Skyview
38	Cejai Parrish	DB	So.-SQ	5-9	185	Vineland, N.J. / St. Joseph
40	Bric Parmley	TE	Fr.-RS	6-3	220	Phoenix, Ariz. / Paradise Valley
41	Luis Aguilar	PK/P	Jr.-2L	6-1	190	Nogales, Ariz. / Nogales
41	Spencer Cox	LB	Fr.-RS	5-11	205	Kailua, Hawaii / Maryknoll
42	Marcus Carrasco	LB	So.-RS	6-3	200	La Habra, Calif. / La Habra
44	Max Michalczik	TE	So.-1L	6-2	205	Tucson, Ariz. / Catalina Foothills
45	Cole Fisher	RB	-----	-----	-----	-----
46	Tommie Dorsey	WR	Sr.-SQ	5-10	180	Ontario, Calif. / Mt. San Antonio College / Colony
46	Harrison Beemiller	DB	Sr.-SQ	6-0	210	Chandler, Ariz. / Ironwood Ridge
47	Dy'Vine Wallace	DB	So.-1L	6-0	180	Peoria, Ariz. / Centennial
48	Jason Pisano	LB	Fr.-RS	6-1	220	Yuma, Ariz. / Yuma Catholic
48	Riley Langton	WR	So.-SQ	5-8	164	Gilbert, Ariz. / Campo Verde
49	Ef Odeh	LB	Sr.-SQ	5-11	240	Los Angeles, Calif. / Palisades Charter
50	Chris Jules	DL	Sr.-1L	6-0	230	Litchfield Park, Ariz. / Scottsdale CC / Centennial
51	Seth Long	DL	So.-SQ	6-4	230	West Linn, Ore. / West Linn
52	Luke Rudolph	OL	Jr.-2L	6-4	275	Scottsdale, Ariz. / Horizon
53	JaSean Harrison	OL	Jr.-1L	6-1	280	Torrance, Calif. / El Camino College
54	Brandon Boyce	DL	So.-SQ	6-1	285	Scottsdale, Ariz. / Saguaro
55	Keenan Mitchell	LB	Jr.-1L	6-1	225	Las Vegas, Nev. / Palo Verde
56	Brandon Lawless	DL	Sr.-1L	6-4	260	Los Angeles, Calif. / LA Valley CC
57	Jalen Clark	LB	Fr.-HS	5-10	220	Fremont, Calif. / Harker
58	Trevor Reinwald	OL	Sr.-SQ	6-4	255	Elk Grove, Calif. / American River College / Elk Grove
59	Owen Dickens	LB	So.-SQ	6-0	200	Rathdrum, Idaho / Lakeand
60	Detrick Gammage	DL	-----	-----	-----	-----
61	Cole Habib	OL	Sr.-2L	6-5	310	San Diego, Calif. / Saint Augustine
64	Justin Hathoot	LS	Jr.-1L	6-2	195	Albuquerque, N.M. / La Oueva
65	Malik Noshi	OL	Sr.-3L	6-2	310	Las Vegas, Nev. / Arbor View
66	Chase Laurita	OL	Jr.-1L	6-3	245	Oro Valley, Ariz. / Ironwood Ridge
69	Jonas Leader	OL	So.-1L	6-5	260	Tucson, Ariz. / Canyon Del Oro
70	Chris Rogers	OL	So.-SQ	6-4	280	Buckeye, Ariz. / Youngker
73	Keenan Norris	OL	Jr.-1R	6-6	305	Brentwood, Calif. / Los Medanos CC / Liberty
73	Patrick Ng	DL	-----	-----	-----	-----
76	Seth Clem	DL	So.-SQ	6-2	270	Red Rock, Ariz. / Marana
78	Travis Seideman	DL	Jr.-SQ	6-0	240	Phoenix, Ariz. / Victor Valley College / Desert Vista
79	Jalen Hooper	OL	So.-SQ	6-1	312	Los Angeles, Calif. / St. John Bosco
81	Justis Stokes	WR	Jr.-2L	6-1	185	Gilbert, Ariz. / Williams Field
82	Jacob Ayala	TE	So.-SQ	6-3	235	Queen Creek, Ariz. / Queen Creek
85	Matthew Kempton	TE	Jr.-1L	6-4	200	Scottsdale, Ariz. / Brophy Prep School
88	Joey Gatewood	WR	Sr.-2L	6-2	215	Glendale, Ariz. / Paradise Valley
90	Aaron Andrews	DL	Sr.-2L	6-2	255	Livermore, Calif. / Chabot College / Granada
91	Jonathan Lolohea	DL	Sr.-1R	6-2	300	Lahaina, Hawaii / Washington State / Lahaina
92	Adonis Battle	DL	Jr.-SQ	6-4	229	Tempe, Ariz. / Phoenix College / Desert Vista
93	Chauntez Thomas	DL	Jr.-2L	6-1	220	Las Vegas, Nev. / Palo Verde
94	Jackson Vaughn	DL	Fr.-RS	6-2	260	Gilbert, Ariz. / Williams Field
95	Jalen Goss	DL	Sr.-3L	6-1	300	Dallas, Texas / South Oak Cliff
96	Dylon Hesseriflow	DL	So.-SQ	6-3	242	San Diego, Calif. / Scripps Ranch
97	Jalen Knox	DL	So.-SQ	6-2	245	Long Beach, Calif. / Long Beach Poly
98	Gregory Jordan	DL	Jr.-1L	6-1	280	Windsor Hills, Calif. / Dorsey
99	Carson Taylor	LB	Jr.-2L	6-4	220	Glendale, Ariz. / Apollo

2019 Team Information

All-Conference Returners

Khalil Dorsey, CB, 2nd Team, 33 tackles, 2.0 TFL, 3 INT, 9 PD, 1 FF

Jalen Goss, DT, 3rd Team, 40 tackles, 10.0 TFL, 2.0 sacks, 1 PD, 2 FR, 1 TD

Other Key Returners

Case Cookus, QB, 2017 Stats: 3,413 passing yds, 22 TDs

Malik Noshi, OG, HM, Started 9 games

Marcel Myers, ST, HM, 9 tackles, 1 FR, 1 Blk, 1 punt return TD

Aaron Andrews, DE, HM, 37 tackles, 10.0 TFL, 4.0 sacks, 1 FR

Anthony Sweeney, S, 35 tackles, 4.0 TFL, 1.0 sacks, 4 PD, 1 FF, 1 FR

Lumberjack Record by Season (Since 1970)

Year	Coach	Conference				Rank	Overall			
		W	L	T	PCT		W	L	T	PCT
1970	John Symank	0	4	0	.000	7	2	8	0	.200
1971	Ed Peasley	1	3	0	.250	6	5	5	0	.500
1972	Ed Peasley	0	4	0	.000	7	3	8	0	.273
1973	Ed Peasley	2	3	0	.400	3	4	6	0	.400
1974	Ed Peasley	2	3	0	.400	5	3	6	0	.333
1975	Joe Salem	0	6	0	.000	7	1	9	0	.100
1976	Joe Salem	4	2	0	.667	3	8	3	0	.727
1977	Joe Salem	5	1	0	.833	2	9	3	0	.750
1978	Joe Salem	6	0	0	1.00	1	8	2	0	.800
1979	Dwain Painter	3	4	0	.428	T3	7	4	0	.636
1979	Dwain Painter	3	4	0	.428	T6	5	6	0	.454
1981	Dwain Painter	2	5	0	.285	6	4	7	0	.363
1982	Joe Harper	3	4	0	.428	T5	4	7	0	.363
1983	Joe Harper	2	5	0	.285	7	4	7	0	.363
1984	Joe Harper	2	5	0	.285	7	4	6	0	.400
1985	Larry Kentera	1	6	0	.149	7	3	8	0	.272
1986	Larry Kentera	5	2	0	.714	2	7	4	0	.636
1987	Larry Kentera	4	4	0	.500	4	7	4	0	.636
1988	Larry Kentera	4	4	0	.500	4	6	5	0	.545
1989	Larry Kentera	2	6	0	.250	6	3	8	0	.273
1990	Steve Axman	3	5	0	.375	6	5	6	0	.454
1991	Steve Axman	1	7	0	.125	8	3	8	0	.272
1992	Steve Axman	2	5	0	.285	6	4	7	0	.363
1993	Steve Axman	3	4	0	.428	6	7	4	0	.636
1994	Steve Axman	4	3	0	.571	4	7	4	0	.636
1995	Steve Axman	4	3	0	.571	T2	7	4	0	.636
1996	Steve Axman	7	1	0	.875	2	9	3	0	.750
1997	Steve Axman	4	4	0	.500	T4	6	5	0	.545
1998	Jerome Souers	3	5	0	.375	T7	6	5	0	.545
1999*	Jerome Souers	2	6	0	.250	T7	4	8	0	.333
2000	Jerome Souers	2	6	0	.250	T7	3	8	0	.273
2001	Jerome Souers	5	2	0	.714	T2	8	4	0	.667
2002	Jerome Souers	3	4	0	.429	T4	6	5	0	.545
2003	Jerome Souers	5	2	0	.714	T1	9	4	0	.692
2004	Jerome Souers	3	4	0	.429	5	4	7	0	.364
2005	Jerome Souers	1	6	0	.143	T7	3	8	0	.273
2006	Jerome Souers	5	3	0	.625	4	6	5	0	.545
2007	Jerome Souers	5	3	0	.625	3	6	5	0	.545
2008	Jerome Souers	4	4	0	.500	5	6	5	0	.545
2009	Jerome Souers	4	4	0	.500	T5	5	6	0	.454
2010	Jerome Souers	4	4	0	.500	6	6	5	0	.545
2011	Jerome Souers	3	5	0	.375	T6	4	7	0	.364
2012	Jerome Souers	6	2	0	.750	4	8	3	0	.727
2013	Jerome Souers	7	1	0	.875	2	9	3	0	.750
2014	Jerome Souers	5	3	0	.625	T5	7	5	0	.583
2015	Jerome Souers	5	3	0	.625	T4	7	4	0	.636
2016	Jerome Souers	4	4	0	.500	T6	5	6	0	.454
2017	Jerome Souers	6	2	0	.750	T3	7	5	0	.583
2018	Jerome Souers	3	4	0	.429	8	4	6	0	.400

* Forfeited four wins for use of an ineligible player



NORTHERN COLORADO *Bears*



Nottingham Field

Bear Quick Facts

Location: Greeley, Colo.
Enrollment: 12,000
Nickname: Bears
Colors: Blue and Gold
Stadium/Capacity: Nottingham Field (8,533)
Playing Surface: Natural Grass
President: Dr. Andy Feinstein
Athletics Director: Darren Dunn
Media Relations: Ryan Pfeifer
Phone: (970) 351-1065 (Office)
 (970) 351-1995 (PressBox)
 (970) 351-2018 (Fax)
E-mail: ryan.pfeifer@unco.edu
Web Site: UNCBears.com

Bear Football Facts

Head Coach: Earnest Collins Jr.
Record at UNC (Years): 26-62 (8)
Overall Record (Years): 34-74 (10)
Football Office Phone: (970) 351-1065
2018 Record: 2-9, 2-6 Big Sky
Big Sky Titles: None
FCS Postseason Record: 0-0
NCAA FCS Championships: None

Bear Football Staff

Head Coach: Earnest Collins Jr.
DC/Linebackers: Marty English
OC/Quarterbacks: Nick Fulton
H-Backs: Michael Armour
Outside Linebackers: Louis Cortes
Wide Receivers: Ryan Diedrick
Safeties/Secondary: Miles Kochevar
Running Backs: Brandon Maguire
Safeties/Secondary: Trent Matthews
Defensive Line: Ronnie Palmer
Offensive Line: Trevor Wikre

Bear Personnel

Offensive Formation: Spread
Defensive Formation: 4-3
Starters Returning (O/D/SP): 6/5/3
Lettermen Returning: 38
Lettermen Lost: 23
All-Conference Players Returning: 0

Team Notes

- Earnest Collins is in his ninth season as head coach of his alma mater, Northern Colorado. Collins played for the Bears from 1991-94, leaving his mark in the UNC record book ranking second all-time in school history with 978 punt return yards.
- Collins previous coaching stops include Northwest Missouri State, Kansas, Central Florida, and Alcorn State.
- UNC's season opener on August 29 against San Jose State is the earliest game date in program history.
- Jacob Knipp returns to the field, after suffering an injury last season that sidelined him early on.
- Luke Nelson enters the 2019 season 24 tackles away from 200 for his career.
- Justice Littrell picked up honorable mention all-conference accolades at fullback in 2018, but will be making the switch to the line-


backer position this fall.

- Northern Colorado sent four players to NFL rookie camps in 2018 in Alex Wesley (New York Giants), Jacob Bobenmoyer (Denver Broncos), Tank Terrell (New Orleans Saints) and Fisayo Awolaja (New Orleans Saints). The Bears also had Zach Wilkinson drafted in the CFL by the Montreal Alouettes.

2018 Results

Date	Opponent	Result
9/1	vs. 17/18 McNeese State	L, 17-14
9/8	at #23 South Dakota	L, 43-28
9/15	vs. Sacramento State (NC)	L, 28-25
9/22	at #7/8 Weber State*	L, 45-28
9/29	vs. North Dakota*	L, 38-13
10/6	vs. #16/21 UC Davis*	L, 49-36
10/13	at Portland State*	L, 35-14
10/20	vs. Northern Arizona*	W, 42-14
10/27	at Southern Utah*	W, 42-39
11/3	vs. #5/4 Eastern Wash.*	L, 48-13
11/10	at Montana State*	L, 35-7

*Big Sky Conference Game
 (NC) Non-Conference Game



Jacob Knipp
 Senior • QB
 Arvada, Colo.



Luke Nelson
 Junior • LB
 Highlands Ranch, Colo.



Justice Littrell
 Junior • LB
 Colorado Springs, Colo.



Head Coach

Earnest Collins Jr.

Alma Mater: Northern Colorado, '96

Years at UNC: Ninth Season

Record at UNC: 26-62

Career Record (Years): 34-74 (10)

Collins vs. The Big Sky

School	Won	Lost
CP	0	3
EWU	0	5
UI	0	0
ISU	1	3
UM	1	3
MSU	0	4
UND	1	5
NAU	3	4
PSU	3	2
SAC	2	5
SUU	1	2
UCD	2	3
WSU	1	4

Collins Year-by-Year

Year	School	Overall	Conf.
2009	Alcorn St.	5-6	4-4
2010	Alcorn St.	3-6	3-4
2011	UNC	0-11	0-8
2012	UNC	5-6	4-4
2013	UNC	1-11	0-8
2014	UNC	3-8	2-6
2015	UNC	6-5	3-5
2016	UNC	6-5	4-4
2017	UNC	3-7	2-6
2018	UNC	2-9	2-6
Totals		34-74	25-55

2019 Northern Colorado Schedule

Date	Opponent	Series	Last Meeting
8/29	at San Jose State	First Meeting	
9/7	at Washington State	First Meeting	
9/14	at Sacramento State (NC)	SAC, 11-1	SAC, 28-25 (2018)
9/21	vs. South Dakota	USD, 20-15	USD, 43-28 (2018)
9/28	vs. Idaho*	First Meeting	
10/5	at Northern Arizona*	NAU, 14-5	UNC, 42-14 (2018)
10/12	at Eastern Washington*	EWU, 12-1	EWU, 48-13 (2018)
10/19	vs. Portland State*	PSU, 8-5	PSU, 35-14 (2018)
11/2	at Idaho State*	ISU, 21-11	UNC, 43-42 (2017)
11/9	vs. Montana State*	MSU, 21-11-1	MSU, 35-7 (2018)
11/16	at North Dakota*	UND, 18-13	UND, 38-13 (2018)
11/23	vs. Cal Poly*	CP, 10-3	UNC, 42-0 (2017)

*Big Sky Conference Game
(NC) Non-Conference Game

2018 Team Statistics

TEAM STATISTICS	UNC	OPP				
SCORING	262	391				
Points Per Game	23.8	35.5				
FIRST DOWNS	218	244				
Rushing	74	110				
Passing	125	110				
Penalty	19	24				
RUSHING YARDAGE	1191	2276				
Yards gained rushing	1610	2525				
Yards lost rushing	419	249				
Rushing Attempts	388	480				
Average Per Rush	3.1	4.7				
Average Per Game	108.3	206.9				
TDs Rushing	13	34				
PASSING YARDAGE	2838	2518				
Comp-Att-Int	213-385-18	206-319-9				
Average Per Pass	7.4	7.9				
Average Per Catch	13.3	12.2				
Average Per Game	258.0	228.9				
TDs Passing	19	17				
TOTAL OFFENSE	4029	4794				
Total Plays	773	799				
Average Per Play	5.2	6.0				
Average Per Game	366.3	435.8				
KICK RETURNS: #-Yards	40-677	25-548				
PUNT RETURNS: #-Yards	11-88	16-129				
INT RETURNS: #-Yards	9-180	18-219				
KICK RETURN AVERAGE	16.9	21.9				
PUNT RETURN AVERAGE	8.0	8.1				
INT RETURN AVERAGE	20.0	12.2				
FUMBLES-LOST	15-10	17-8				
PENALTIES-Yards	92-757	77-717				
Average Per Game	68.8	65.2				
PUNTS-Yards	58-2472	49-1945				
Average Per Punt	42.6	39.7				
Net punt average	38.3	37.0				
TIME OF POSSESSION/Game	29:27	30:24				
3RD-DOWN Conversions	61/169	56/146				
3rd-Down Pct	36%	38%				
4TH-DOWN Conversions	12/27	13/22				
4th-Down Pct	44%	59%				
SACKS BY-Yards	8-64	46-298				
MISC YARDS	1	-5				
TOUCHDOWNS SCORED	35	53				
FIELD GOALS-ATTEMPTS	4-9	7-13				
ON-SIDE KICKS	2-5	0-0				
RED-ZONE SCORES	26-33 79%	50-61 82%				
RED-ZONE TOUCHDOWNS	22-33 67%	43-61 70%				
PAT-ATTEMPTS	22-22 100%	50-51 98%				
ATTENDANCE	25293	43439				
Games/Avg Per Game	6/4216	5/8688				
Neutral Site Games		0/0				
SCORE BY QUARTERS	1st	2nd	3rd	4th	OT	Total
Northern Colorado	61	48	57	96	-	262
Opponents	111	114	70	96	-	391

2018 Individual Team Leaders

RUSHING	GP	Att	GAIN	Loss	NET	Avg	TD	LONG	Avg/G
HALL, M.	11	161	809	55	754	4.7	7	53	68.5
RIEK, T.	9	75	362	30	332	4.4	4	51	36.9
PASSING	G	EFFC	COMP-ATT-INT	Pct	Yds	TD	Lng	Avg/G	
MOTT, K.	7	117.78	88-175-7	50.3	1180	10	42	168.6	
REGAN, C.	4	123.49	73-127-8	57.5	992	5	42	248.0	
KNIPP, J.	5	145.44	46-71-3	64.8	596	4	62	119.2	
RECEIVING	G	No.	Yds	Avg	TD	LONG	Avg/G		
WESLEY, A.	10	57	1049	18.4	4	62	104.9		
FIARMAN, W.	10	33	443	13.4	1	34	44.3		
VERNA, T.	11	24	283	11.8	4	36	25.7		
PUNT RETURNS	No.	Yds	Avg	TD	LONG				
JACKSON, D.	9	66	7.3	0	59				
INTERCEPTIONS	No.	Yds	Avg	TD	LONG				
BOYD, S.	4	97	24.2	1	49				
SWOPE, I.	2	0	0.0	0	0				
STELZNER, H.	1	0	0.0	0	0				
GLAU, K.	1	30	30.0	0	30				
NELSON, L.	1	0	0.0	0	0				
KICK RETURNS	No.	Yds	Avg	TD	LONG				
ISON, J.	20	425	21.2	0	46				
GEORGE, B.	6	124	20.7	0	38				
WESLEY, A.	5	62	12.4	0	23				
HALL, M.	4	38	9.5	0	17				
SCORING	TD	FGs	Kick	RUSH	Rcv	PASS	DXP	SAF	POINTS
HALL, M.	9	0-0	0-0	0-0	0	0-0	0	0	54
COMBS, M.	0	4-5	18-18	0-0	0	0-0	0	0	30
RIEK, T.	5	0-0	0-1	0-1	0	0-0	0	0	30
WESLEY, A.	4	0-0	0-0	0-0	2	0-0	0	0	28
VERNA, T.	4	0-0	0-0	0-0	0	0-0	0	0	24
WARREN, D.	3	0-0	0-0	1-2	0	0-0	0	0	20
TOTAL OFFENSE	G	PLAYS	RUSH	PASS	TOTAL	Avg/G			
MOTT, K.	7	230	94	1180	1274	182.0			
REGAN, C.	4	158	-102	992	890	222.5			
HALL, M.	11	161	754	0	754	68.5			
ALL PURPOSE	G	RUSH	REC	PR	KOR	IR	Tot	Avg/G	
WESLEY, A.	10	7	1049	0	62	0	1118	111.8	
HALL, M.	11	754	118	0	38	0	910	82.7	
FIARMAN, W.	10	64	443	0	0	0	507	50.7	

NORTHERN COLORADO @UNC_BearsFB

2019 Roster

No.	Name	Pos.	Cl.	Ht.	Wt.	Hometown
1	Milo Hall	RB	Sr.	5-8	190	Denver, Colo.
2	Zach Rush	QB	Fr.	6-2	205	Grand Junction, Colo.
3	Sam Flowers	WR	Jr.	5-11	192	Miami, Fla.
4	Dontay Warren	WR	So.	6-2	201	Houston, Texas
5	Conor Martin	QB	So.	6-2	193	Highlands Ranch, Colo.
5	Michael Walker	CB	Sr.	6-1	191	Oakland, Calif.
6	Tyree McNeil	CB	So.	6-0	177	Fort Lauderdale, Fla.
7	Jacob Knipp	QB	Gr.	6-4	218	Arvada, Colo.
8	Conor Regan	QB	Jr.	6-3	201	Santa Maria, Calif.
9	Justice Littrell	LB	Jr.	5-11	240	Colorado Springs, Colo.
10	Willie Fairman	WR	Sr.	5-10	160	Fresno, Calif.
11	Jerone Jackson	S	Jr.	5-10	172	Carson, Calif.
13	Jaren Mitchell	WR	Fr.	5-10	190	Carrollton, Texas
14	Kurt Gallup	QB	Fr.	6-4	235	Parker, Colo.
15	Noel Reid	LB	Sr.	5-11	216	Pahokee, Fla.
16	Alec Lewis	QB	Fr.	6-0	185	Broomfield, Colo.
17	Noah Sol	WR	Jr.	6-2	213	Danville, Calif.
18	Jace Bobo	LB	So.	6-1	210	Cypress, Texas
19	Xavier Laing	LB	So.	6-1	218	Miramar, Fla.
20	Noah Sarria	WR	Fr.	5-11	185	Lakewood, Colo.
21	Jamond DuBose	S	So.	5-9	162	Raleigh, N.C.
22	Julien Ison	RB	So.	5-7	188	Oakland, Calif.
23	Nic Vinson	S	So.	5-10	177	Raleigh, N.C.
24	Trey Adams	S	So.	5-10	181	Corvallis, Ore.
25	Matt Gadek	RB	Fr.	6-0	184	McKinney, Texas
26	Collin Root	H/K	Sr.	6-1	232	Broomfield, Colo.
27	Carson Brantley	S	Fr.	6-1	205	Centennial, Colo.
28	Doniaj Smelker	S	Jr.	6-1	210	Colorado Springs, Colo.
29	Luke Nelson	LB	Sr.	6-0	230	Highlands Ranch, Colo.
30	Keion Cross	WR	Fr.	5-9	160	Colorado Springs, Colo.
31	Haydn Steffens	LB	Fr.	6-3	215	Arvada, Colo.
32	Denario Critton	DB	Jr.	5-11	145	Atlanta, Ga.
33	Aaron Harris	DB	So.	6-0	185	Centennial, Colo.
34	David Hoage	LB	Fr.	6-2	230	Denver, Colo.
35	Braxton George	RB	Fr.	5-9	171	Oklahoma City, Okla.
36	Greg Laday	DB	Fr.	5-11	167	Port Arthur, Texas
37	Ben Schneider	LB	Fr.	6-3	215	Arvada, Colo.
38	Trey Jones	DB	So.	6-1	161	Aurora, Colo.
39	Jon Nuschy	S	Fr.	5-11	160	La Junta, Colo.
40	Trey Cardenas	S	Fr.	6-1	180	Loveland, Colo.
41	Dante Jackson	WR	So.	5-6	139	Lawrence, Kan.
42	Nick Johnson	DE	Sr.	6-2	235	Sauk Village, Ill.
43	Chris Ditzenberger	DB	Fr.	6-1	161	Centennial, Colo.
44	Mike Thompson	LB	Fr.	6-2	225	Aurora, Colo.
45	Chase Lanckriet	H	Fr.	6-3	220	Windsor, Colo.
46	Ben Rybon	K/P	Jr.	5-11	163	Arvada, Colo.
47	Jeremiah Blackwood	Buck	Fr.	6-3	220	Aurora, Colo.
48	Brooks Talkington	LB	So.	6-4	251	Flower Mound, Texas
49	Chris Pope	S	Fr.	5-10	166	Edmond, Okla.
50	Jake Sandau	LB	Fr.	6-0	215	Edmond, Okla.
51	Emmanuel Adebayo	LB	Fr.	6-2	196	Lewisville, Texas
52	Cole Parrott	DE	Fr.	6-2	250	Eaton, Colo.
53	Eddie Gonzales III	DL	Fr.	6-3	276	Littleton, Colo.
54	Isaiah Iton	DT	Fr.	6-3	280	Pearland, Texas
55	Steve Green	LS	Fr.	5-8	175	Parker, Colo.
56	Elijah Anderson-Taylor	LB	Fr.	6-0	225	Centennial, Colo.
57	Ethan Drewes	DE	Fr.	6-3	235	Longmont, Colo.
58	Matthew Gaiter	OL	Jr.	6-4	287	Littleton, Colo.
59	Ryan Capasso	Buck	Fr.	6-4	220	Broomfield, Colo.
60	Sean Reemts	OL	Jr.	6-3	311	Gig Harbor, Wash.
61	Max Bruner	OL	Fr.	6-3	285	Parker, Colo.
62	Robert Moss	DL	So.	6-2	285	Centennial, Colo.
64	Caelan Keenan	OL	Fr.	6-1	270	Boerne, Texas
65	Cole Ingersoll	WR	Fr.	5-10	165	Arvada, Colo.
66	Kyle Ergenbright	OL	Jr.	6-4	290	Midwest City, Okla.
67	Erich Bendle	OL	Fr.	6-5	280	Boulder, Colo.
70	Seth Mullinax	OL	Fr.	6-4	280	Big Horn, Wyo.
72	James Stanton	OL	Jr.	6-2	300	Los Alamitos, Calif.
73	Martin Ibarra	OL	Jr.	6-4	295	Northridge, Calif.
74	Matthew Steele	OL	Jr.	6-5	280	Colorado Springs, Colo.
75	Jeremy Saddler	OL	So.	6-3	335	Long Beach, Calif.
76	Grant Stephens	OL	So.	6-4	280	Missouri City, Texas
78	Kaci Moreka	OL	Fr.	6-5	260	Arlington, Texas
79	Kevin Williams Jr.	OL	So.	6-3	308	Omaha, Neb.
80	Carl Sour	WR	Fr.	5-11	165	Highlands Ranch, Colo.
81	Wind Henderson	WR	Fr.	6-0	180	Denver, Colo.
82	Kamari Williams	WR	Sr.	6-6	201	Lithia Springs, Ga.
83	Jackson Hall	WR	Jr.	6-1	171	Berthoud, Colo.
84	Garrett Betty	H	So.	6-2	245	Broomfield, Colo.
85	Christian Benavides	WR	Sr.	5-9	173	Highlands Ranch, Colo.
86	David Ross	WR	Fr.	6-2	185	Arvada, Colo.
87	Darren DeLaCroix	H	So.	6-3	230	Greeley, Colo.
88	Rand Frazier-Turnbull	H	Jr.	6-4	230	Houston, Texas
89	De'Tuan Williams	WR	Sr.	5-8	153	Denver, Colo.
90	Christian Lee	DE	So.	6-2	250	Desoto, Texas
91	Jean Desir	DT	So.	5-11	247	Miami, Fla.
92	Brandon Biggs	DE	Fr.	6-4	245	Highlands Ranch, Colo.
93	Hezekiah Cotlong	DT	Fr.	6-2	298	Angleton, Texas
94	Mason Knighton	DT	Fr.	6-4	247	Parker, Colo.
95	Joe Golden	DE	Fr.	6-5	224	Colorado Springs, Colo.
97	Jaylyn Rogers	DT	Fr.	6-3	255	Memphis, Tenn.
98	Brent Gilliland	DL	Sr.	6-2	300	Sterling, Colo.
99	Mack Osborne	LB	Jr.	6-4	225	Greeley, Colo.

2019 Team Information


Key Returners

- Jacob Knipp, QB**, 2017 Stats: 1,352 passing yds, 9 TDs
- Justice Littrell, FB/LB, HM**, Appeared in all 10 games
- Luke Nelson, LB**, 77 tackles, 4.0 TFL, 2 FF, 1 INT, 2 PBU
- Milo Hall, RB**, 154 attempts, 707 yFs, 7 TDs
- Willie Fairman, WR**, 32 receptions, 430 yds, 1 TD
- Michael Walker, CB**, 25 tackles, 0.5 TFL, 4 PBU, 1 FR
- Brent Gilliland, DT**, 16 tackles 2.0 TFL, 1 FR

Bears Record by Season (Since 1980)

Year	Coach	Conference				Rank	Overall			
		W	L	T	PCT		W	L	T	PCT
1980	Bob Blasi	-	-	-	-	-	7	4	0	.636
1981	Bob Blasi	-	-	-	-	-	5	4	0	.555
1982	Bob Blasi	-	-	-	-	-	5	3	1	.555
1983	Bob Blasi	-	-	-	-	-	4	6	0	.400
1984	Bob Blasi	-	-	-	-	-	3	8	0	.272
1985	Ron Simonson	-	-	-	-	-	2	9	0	.182
1986	Ron Simonson	-	-	-	-	-	3	8	0	.272
1987	Ron Simonson	-	-	-	-	-	3	8	0	.272
1988	Ron Simonson	-	-	-	-	-	5	5	0	.500
1989	Joe Glenn	-	-	-	-	-	6	4	0	.600
1990	Joe Glenn	-	-	-	-	-	7	4	0	.637
1991	Joe Glenn	-	-	-	-	-	8	3	0	.727
1992	Joe Glenn	-	-	-	-	-	6	5	0	.545
1993	Joe Glenn	-	-	-	-	-	8	3	0	.727
1994	Joe Glenn	-	-	-	-	-	7	4	0	.637
1995	Joe Glenn	-	-	-	-	-	9	3	0	.750
1996	Joe Glenn	-	-	-	-	-	12	3	0	.800
1997	Joe Glenn	-	-	-	-	-	13	2	0	.867
1998	Joe Glenn	-	-	-	-	-	12	2	0	.857
1999	Joe Glenn	-	-	-	-	-	11	2	0	.846
2000	O. Kay Dalton	-	-	-	-	-	4	7	0	.364
2001	O. Kay Dalton	-	-	-	-	-	7	4	0	.637
2002	O. Kay Dalton	-	-	-	-	-	12	2	0	.857
2003	O. Kay Dalton	-	-	-	-	-	9	2	0	.818
2004	O. Kay Dalton	-	-	-	-	-	2	9	0	.182
2005	O. Kay Dalton	-	-	-	-	-	4	7	0	.364
2006	Scott Downing	0	8	0	.000	9	1	10	0	.091
2007	Scott Downing	1	7	0	.125	9	1	11	0	.083
2008	Scott Downing	1	7	0	.125	T8	1	10	0	.091
2009	Scott Downing	2	6	0	.250	7	3	8	0	.273
2010	Scott Downing	2	6	0	.250	7	3	8	0	.273
2011	Earnest Collins Jr.	0	8	0	.000	9	0	11	0	.000
2012	Earnest Collins Jr.	4	4	0	.500	T5	5	6	0	.455
2013	Earnest Collins Jr.	0	8	0	.000	13	1	11	0	.083
2014	Earnest Collins Jr.	2	6	0	.250	T10	3	8	0	.273
2015	Earnest Collins Jr.	3	5	0	.375	T8	6	5	0	.545
2016	Earnest Collins Jr.	4	4	0	.500	T6	6	5	0	.545
2017	Earnest Collins Jr.	2	6	0	.250	T9	3	7	0	.273
2018	Earnest Collins Jr.	2	6	0	.250	11	2	9	0	.182

PORTLAND STATE *Vikings*



Hillsboro Stadium

Viking Quick Facts

Location: Portland, Ore.
Enrollment: 28,407
Nickname: Vikings
Colors: Green, White, Silver
Stadium/Capacity: Hillsboro Stadium (7,200)
Playing Surface: Field Turf
Interim President: Stephen Percy
Athletics Director: Valerie Cleary
Asso. AD/Media Relations: Mike Lund
Phone: (503) 725-5602 (Office)
 (503) 866-0236 (Cell)
E-mail: lundm@pdx.edu
Web Site: GoViks.com

Viking Football Facts

Head Coach: Bruce Barnum
Record at PSU (Years): 16-29 (4)
Overall Record (Years): Same
Football Office Phone: (503) 725-4000
2018 Record: 4-7, 3-5 Big Sky
Big Sky Titles: None
FCS Postseason Record: 0-2
NCAA FCS Championships: None

Viking Football Staff

Head Coach: Bruce Barnum
Assoc. HC/DC/DL: Payam Saadat
OC/Offensive Line: Matt Leunen
Linebackers: John Ely
QB/Tight Ends/Co-RC: Evan Mozzochi
Defensive Backs/Co-RC: Colin Fry
Wide Receivers: Skyler Fulton
Special Teams: Jason Diffee
Defensive Assistant: Adam Khosroabadi

Viking Personnel

Offensive Formation: West Coast w/ Pistol
Defensive Formation: 4-3/3-4 Flex
Starters Returning: (O/D/SP): 9/8/2
Lettermen Returning: 46
Lettermen Lost: 19
Returning All-Conf. Performers: 4

Team Notes

- Head Coach Bruce Barnum enters his fifth season at Portland State. During his first year, Barnum led the Vikings to nine wins and an FCS Playoff appearance.

- In 2015, Barnum was named the FCS STATS National Coach of the Year.

- Prior to Portland State, Barnum made coaching stops at Washington State, Cornell, Idaho State, U.S. Coast Guard Academy, and American International.

- All-American Tight end Charlie Taumoepeau returns from an injury that saw him miss most of the 2018 season. Taumoepeau earned First Team All-Big Sky honors after catching 28 passes for 580 yards and five touchdowns.

- Portland State can boast 47 returning letterwinners, including 19 starters (nine on offense, eight on defense and two on special teams).

- Deante Strickland moves from

the basketball court to the football field for the Vikings. He will use his fifth year of eligibility to suit up for Portland State at the running back spot after appearing in 65 basketball games.

- In 2018, PSU had a school-record 19 student-athletes earn Academic All-Big Sky Conference honors. will have six home games.

- PSU will play all of its home games at Hillsboro Stadium in 2019.

2018 Results

Date	Opponent	Result
8/31	at Nevada	L, 72-19
9/8	at Oregon	L, 62-14
9/15	vs. College of Idaho	W, 63-14
9/22	vs. Montana State	L, 43-23
9/29	at Idaho*	L, 20-7
10/6	at Montana*	W, 22-20
10/13	vs. Northern Colorado*	W, 35-14
10/27	at Sacramento State*	W, 41-14
11/3	vs. Idaho State*	L, 48-45
11/10	at North Dakota*	L, 17-10
11/16	vs. Eastern Washington*	L, 74-23

*Big Sky Conference Game



Charlie Taumoepeau
Senior • TE
Federal Way, Wash.



Kenton Bartlett
Senior • DT
Boise, Idaho



Korbin Sorensen
Junior • OL
Kennewick, Wash.



Head Coach

Bruce Barnum

Alma Mater: Eastern Washington, '87

Years at PSU: Fifth Season/10th

Record at PSU: 16-29

Career Record (Years): Same

Barnum vs. The Big Sky

School	Won	Lost
CP	1	2
EWU	1	3
UI	0	1
ISU	2	2
UM	2	1
MSU	1	2
NAU	0	1
NC	1	2
SAC	1	1
SUU	1	1
UCD	1	1
WSU	0	2

Barnum Year-by-Year

Year	School	Overall	Conf.
2015	PSU	9-3	6-2
2016	PSU	3-8	2-6
2017	PSU	0-11	0-8
2018	PSU	4-7	3-5
Totals		16-29	11-21

2019 Portland State Schedule

Date	Opponent	Series	Last Meeting
8/31	at Arkansas	First Meeting	
9/7	vs. Simon Fraser	PSU, 8-2	PSU, 28-21 (1982)
9/14	at Boise State	BSU, 6-1	BSU, 21-14 (2005)
9/21	vs. Eastern Oregon	PSU, 10-5-1	PSU, 57-17 (2013)
10/28	at Idaho State	ISU, 25-18-1	ISU, 48-45 (2018)
10/5	vs. Southern Utah	PSU, 9-4	SUU, 45-31 (2016)
10/12	vs. Idaho	UI, 12-1	UI, 20-7 (2018)
10/19	at Northern Colorado	PSU, 8-5	PSU, 35-14 (2018)
10/26	at Northern Arizona	NAU, 17-5	NAU, 42-20 (2017)
11/2	vs. Montana	UM, 30-13	PSU, 22-20 (2018)
11/9	vs. UC Davis	PSU, 11-5	UCD, 37-14 (2017)
11/23	at Eastern Washington	Tied, 20-20-1	EWU, 74-23 (2018)

*Big Sky Conference Game
(NC) Non-Conference Game

2018 Team Statistics

TEAM STATISTICS	PSU	OPP
SCORING	302	398
Points Per Game	27.5	36.2
FIRST DOWNS	221	225
Rushing	118	103
Passing	83	102
Penalty	20	20
RUSHING YARDAGE	2137	2163
Yards gained rushing	2448	2450
Yards lost rushing	311	287
Rushing Attempts	493	408
Average Per Rush	4.3	5.3
Average Per Game	194.3	196.6
TDs Rushing	23	26
PASSING YARDAGE	2193	2449
Comp-Att-Int	149-282-7	164-292-11
Average Per Pass	7.8	8.4
Average Per Catch	14.7	14.9
Average Per Game	199.4	222.6
TDs Passing	14	24
TOTAL OFFENSE	4330	4612
Total Plays	775	700
Average Per Play	5.6	6.6
Average Per Game	393.6	419.3
KICK RETURNS: #-Yards	28-493	37-665
PUNT RETURNS: #-Yards	11-72	16-282
INT RETURNS: #-Yards	11-41	7-132
KICK RETURN AVERAGE	17.6	18.0
PUNT RETURN AVERAGE	6.5	17.6
INT RETURN AVERAGE	3.7	18.9
FUMBLES-LOST	15-8	15-7
PENALTIES-Yards	74-626	66-621
Average Per Game	56.9	56.5
PUNTS-Yards	56-2091	45-1763
Average Per Punt	37.3	39.2
Net punt average	30.9	36.7
TIME OF POSSESSION/Game	34:16	25:44
3RD-DOWN Conversions	66/162	57/139
3rd-Down Pct	41%	41%
4TH-DOWN Conversions	11/20	10/18
4th-Down Pct	55%	56%
SACKS BY-Yards	21-152	26-176
MISC YARDS	0	2
TOUCHDOWNS SCORED	38	55
FIELD GOALS-ATTEMPTS	11-14	7-8
ON-SIDE KICKS	0-0	0-3
RED-ZONE SCORES	32-39 82%	39-46 85%
RED-ZONE TOUCHDOWNS	24-39 62%	34-46 74%
PAT-ATTEMPTS	37-37 100%	43-49 88%
ATTENDANCE	18993	11267
Games/Avg Per Game	5/3799	6/18544
Neutral Site Games		0/0

SCORE BY QUARTERS	1st	2nd	3rd	4th	OT	Total
Portland State	70	127	52	53	-	302
Opponents	74	123	110	91	-	398

2018 Individual Team Leaders

RUSHING	GP	Att	Gain	Loss	Net	Avg	TD	Long	Avg/G
GREEN,DARJIAN	11	109	483	13	470	4.3	2	27	42.7
ALEXANDER,DAVIS	11	112	560	136	424	3.8	12	35	38.5
EASON,JALANI	11	59	427	65	362	6.1	3	82	32.9
MARTIN,CARLOS	10	68	339	20	319	4.7	2	54	31.9

PASSING	G	EFFC	Comp-Att-Int	Pct	Yds	TD	Long	Avg/G
ALEXANDER,DAVIS	11	125.35	126-238-7	52.9	1786	11	81	162.4
EASON,JALANI	11	149.28	21-40-0	52.5	343	3	71	31.2

RECEIVING	G	No.	Yds	Avg	TD	Long	Avg/G
TAUMOEPEAU,C.	9	28	580	20.7	5	75	64.4
TALALEMOTU,M.	11	23	402	17.5	2	81	36.5
DAIGBE,EMMANUEL	11	23	373	16.2	4	46	33.9

PUNT RETURNS	No.	Yds	Avg	TD	Long
KELLY,BEAU	7	33	4.7	0	30

INTERCEPTIONS	No.	Yds	Avg	TD	Long
MANNING,ARTUZ	2	0	0.0	0	0
GUNT,ROMEO	2	31	15.5	0	31
INOS,SAM	1	0	0.0	0	0
HOWELL,MAXWELL	1	0	0.0	0	0
LESCH,RYAN	1	0	0.0	0	0
BODINE,SAM	1	10	10.0	0	10
ADAMS,ANTHONY	1	0	0.0	0	0
CRAYON,DEON	1	0	0.0	0	0
BROWN,MONTRE	1	0	0.0	0	0

KICK RETURNS	No.	Yds	Avg	TD	Long
WILLIAMS,ANTV.	12	242	20.2	0	27
GREEN,DARJIAN	6	116	19.3	0	21
TRAKEL,EASTON	3	59	19.7	0	24

SCORING	TD	FGs	Kick	RUSH	RCV	PASS	DXP	SAF	POINTS
ALEXANDER,DAVIS	12	0-0	0-0	0-0	0	0-1	0	0	72
WILLIAMS,COOY	0	11-14	37-37	0-0	0	0-0	0	0	70
TAUMOEPEAU,C.	5	0-0	0-0	0-0	0	0-0	0	0	30
DAIGBE,EMMANUEL	4	0-0	0-0	0-0	0	0-0	0	0	24

TOTAL OFFENSE	G	PLAYS	RUSH	PASS	TOTAL	Avg/G
ALEXANDER,DAVIS	11	350	424	1786	2210	200.9
EASON,JALANI	11	99	362	343	705	64.1

ALL PURPOSE	G	RUSH	REC	PR	KOR	IR	Tot	Avg/G
GREEN,DARJIAN	11	470	113	7	116	0	706	64.2
TAUMOEPEAU,C.	9	16	580	0	0	0	596	66.2

PORTLAND STATE @PSUViksFB

2019 Roster

No.	Name	Pos.	Ht.	Wt.	Cl.	Exp.	Hometown (Previous School)
1	Romeo Gunt	S	5-10	190	SR	IV	Philadelphia, PA (Imhotep/LA Valley JC)
2	Antwone Williams	WR	5-8	170	JR	2V	Los Angeles, CA (Dorsey)
3	Sam Inos	S	5-11	195	JR	1V	Tigard, OR (Tigard/Eastern Washington)
4	Ewyn Holtz	RB	5-9	190	JR	JC	Rocklin, CA (Rocklin/American River College)
5	Easton Trakel	WR	5-9	180	JR	2V	Olympia, WA (Tumwater)
6	Davis Alexander	QB	5-11	195	JR	2V	Gig Harbor, WA (Gig Harbor)
7	Davis Koetter	WR	6-2	195	SO	1V	Tampa, FL (Berkeley Prep)
8	Maxwell Howell	CB	6-2	195	SR	2V	West Palm Beach, FL (Palm Beach Lakes/Ohio)
9	Deante Strickland	RB	5-9	185	SR	HS	Portland, OR (Central Catholic)
10	Jalani Eason	QB	5-11	185	JR	2V	Los Angeles, CA (Junipero Serra)
12	Semaj Bolin	CB	5-10	170	FR	HS	North Las Vegas, NV (Coronado)
13	Beau Kelly	WR	5-9	165	SO	1V	Scottsdale, AZ (Chaparral)
14	Anthony Adams	S	6-0	180	SO	1V	Newberg, OR (Newberg)
15	Jerad Toman	WR	5-10	165	FR	RS	Scappoose, OR (Scappoose)
16	Dante Chachere	QB	6-3	170	FR	HS	Fresno, CA (Clovis West)
17	KJ Walker	S	6-0	180	JR	TR	Long Beach, CA (Orange Lutheran/Orange Coast)
17	Jalen Chatman	QB	6-0	185	FR	TR	Inglewood, CA (Narbonne/Rutgers)
19	Nathan West	QB	6-3	220	JR	JC	Maple Valley, WA (O'Dea/Orange Coast)
20	Greg Oliver	S	5-10	165	FR	HS	North Las Vegas, NV (Faith Lutheran)
21	Carlos Martin	RB	5-11	210	SR	3V	La Habra, CA (La Habra)
22	James Thomas	DE	6-1	245	FR	RS	Lancaster, CA (Chaminade Prep)
23	Montre Brown	CB	6-1	185	SR	3V	Tacoma, WA (Wilson)
24	Davion Gaines	CB	6-0	170	FR	HS	Tacoma, WA (Stadium)
25	Sirgeo Hoffman	RB	6-0	215	SR	1V	Gresham, OR (Gresham/Pima CC)
26	Nicolas Ah Sam	LB	6-1	250	JR	2V	Springfield, OR (Springfield)
27	Deon Crayon	CB	6-2	180	SR	1V	Palmdale, CA (Knight/Butte JC)
28	Bishop Mitchell	RB	5-9	180	SO	1V	MT. Angel, OR (Kennedy)
29	Ryan Lesch	S	6-1	200	SR	1V	St. Cloud, FL (Harmony/Butte JC)
30	David Joseph	S	6-1	200	FR	RS	Sacramento, CA (Del Campo)
31	Karsonne Winters	S	6-3	195	FR	HS	Las Vegas, NV (Palo Verde)
32	Isaiah Henry	LB	5-11	205	FR	RS	Hayward, CA (Bishop O'Dowd)
33	Blake Kennon	LB	5-11	215	JR	JC	Lake Oswego, OR (Lakeridge/Saddleback JC)
34	Ty Apana-Purcell	S	5-10	195	JR	JC	Mililani, HI (Mililani/Pasadena CC)
35	Michael Jackson	CB	6-2	185	FR	HS	Westlake Village, CA (Oaks Christian)
36	JoJo Siofele	ATH	5-10	205	FR	HS	Camas, WA (Union)
37	Emonte' Scott	S	6-3	185	FR	HS	Seattle, WA (O'Dea)
38	Zakhas Dennis-Lee	RB	5-11	185	FR	HS	Oregon City, OR (Oregon City)
40	Benton Hoge	CB	5-10	180	FR	RS	Portland, OR (Lincoln)
41	Storm Crozier	LB	6-1	195	FR	RS	Kihei, HI (Mau)
42	Steffen Jacobsen	LB	6-2	215	JR	2V	Portland, OR (Wilson)
43	Isaiah Jackman	CB	5-10	180	SO	RS	Portland, OR (Tigard)
44	Zack Mander	LB	6-1	220	FR	HS	Roseburg, OR (Roseburg)
45	Moses Finau	LB	6-1	240	SO	TR	Sacramento, CA (Luther Burbank/Humboldt St.)
46	Kennedy Freeman	DE	6-2	240	FR	HS	Aiea, HI (Punahou)
47	Robert Holt	RB	6-2	215	SO	1V	Sacramento, CA (Monterey Trail)
47	Ryon Hurley	RB	5-10	190	FR	RS	Reno, NV (Damonite Ranch)
48	Riley Shackelford	LS	6-1	225	SR	3V	Chino Hills, CA (Ayala)
49	Kade Coons	RB	5-9	180	FR	RS	Washougal, WA (Washougal)
50	Cody Brown	DE	6-3	250	JR	1V	Beaverton, OR (Sunset)
51	Kenton Bartlett	DT	6-3	270	SR	3V	Boise, ID (Centennial)
52	Justice Pagan	DE	6-2	220	FR	HS	Clackamas, OR (Clackamas)
53	Noah Yunker	DE	6-4	255	JR	2V	Bend, OR (Summit)
54	Jake Porter	DE	6-4	250	SO	1V	West Linn, OR (West Linn)
55	Boogie Davis	DT	6-3	255	SO	1V	Portland, OR (Westview)
56	Dylan Hanley	LB	6-2	225	JR	2V	Grants Pass, OR (Grants Pass)
57	Cody Williams	K	5-10	190	SO	1V	Murrieta, CA (Murrieta Valley)
58	Ethan Tela-Porter	DT	6-2	285	FR	HS	Graham, WA (Graham-Kapowsin)
59	Jay Tuinei	LB	6-1	235	FR	HS	Las Vegas, NV (Arbor View)
60	Brady Brick	OL	6-5	290	SO	1V	Battle Ground, WA (Battle Ground)
61	Shiloh Ta'ase	OL	6-3	290	FR	RS	Seattle, WA (Ballard)
62	Spencer Reed	OL	6-3	270	SR	1V	Thousand Oaks, CA (Thousand Oaks/Moorpark)
64	Larry Brister	OL	6-2	285	SR	1V	Portland, OR (Jefferson)
65	Garrett Stauffer	OL	6-3	290	SR	3V	Damascus, OR (Sam Barlow)
68	Zach Phillip	OL	6-2	280	FR	RS	Eugene, OR (Sheldon)
70	Daniel Giannosa	OL	6-9	280	JR	2V	Modesto, CA (Big Valley Christian)
71	Dontae Powell	OL	6-6	330	JR	JC	Richland, WA (Richland/Arizona Western)
72	Babak Ghadaksaz	OL	6-2	290	JR	RS	Irvine, CA (University/Saddleback CC)
73	John Krahn	OL	6-10	410	JR	JC	Riverside, CA (King/Riverside CC)
74	Tyson Pauling	OL	6-5	310	SO	1V	Victorville, CA (Silverado)
75	Alex Rockwell	OL	6-3	270	SO	RS	Ridgecrest, CA (Burroughs/College of Canyons)
76	Tommy Laverde	OL	6-5	290	JR	1V	Portland, OR (Lincoln)
77	Korbin Sorenson	OL	6-6	305	JR	2V	Kennewick, WA (Kamiakin)
78	Richard Estrella	OL	6-4	315	FR	HS	Eugene, OR (Churchill)
79	Carlos Barraza	OL	6-3	300	SR	1V	Reno, NV (Reno/Sierra JC)
80	Emmanuel Daigbe	WR	6-1	210	JR	1V	Kent, WA (Kent-Meridian)
81	Mataio Talalemotu	WR	6-1	180	SO	1V	Beaverton, OR (Beaverton)
82	George McCorley	WR	6-2	200	SO	1V	San Diego, CA (Lincoln)
83	John Schulte	TE	6-5	230	FR	RS	Las Vegas, NV (Faith Lutheran)
84	Elias Spence	TE	6-4	220	FR	HS	Medford, OR (North Medford)
85	AJ Ruffin	TE	6-5	250	JR	2V	Tacoma, WA (Wilson)
86	Keyvaun Eady	WR	6-3	190	FR	HS	Tigard, OR (Southridge)
87	Jacob Bystry	WR	6-0	180	SR	1V	Vancouver, WA (Columbia River/Citrus JC)
88	Malik Thiridgill	TE	6-4	250	SO	1V	Portland, OR (Central Catholic)
89	Charlie Taumoepeau	TE	6-3	245	SR	3V	Federal Way, WA (Federal Way)
90	Jarryn Bush	DE	6-1	265	SO	TR	Lacey, WA (Timberline/Washington)
91	Jayson Pace	DE	6-1	240	SO	JC	Temecula, CA (Chaparral/Palomar CC)
92	Justus Legg	DL	6-4	240	FR	HS	Auburn, WA (Riverside)
93	Jackson Davis	TE	6-1	240	JR	RS	Portland, OR (Wilson/College of the Siskiyous)
95	Semise Kofe	DT	6-2	315	JR	2V	Portland, OR (Roosevelt)
96	Seth Vernon	P	6-5	230	JR	JC	Santa Rosa, CA (Maria Carrillo/Santa Rosa JC)
97	Ward Bonnin	P	6-1	210	SO	RS	Portland, OR (Roosevelt)
98	Anthony Del Toro	DT	6-2	300	SR	3V	Grants Pass, OR (Grants Pass)
99	Shawn Richard	DE	6-1	230	SR	1V	Miami, FL (Mourning/El Camino JC)
	Arin Mannery	CB	6-0	180	JR	JC	Riverside, CA (San Jacinto/Riverside CC)

2019 Team Information

All-Conference Returners

Charlie Taumoepeau, TE, 1st Team, 28 catches, 580 yds, 5 TDs

Korbin Sorenson, OG, 3rd Team, Started all 11 games

Cody Williams, K, 3rd Team, 11-14 FGs, 37 made PATs, Avg. 56.4 yds per kickoff

Kenton Bartlett, DT, 3rd Team, 21 tackles, 4.5 TFL, 1.0 sacks, 1 blkd kick

Other Key Returners

Garrett Stauffer, C, Started all 11 games

Davis Alexander, QB, Completed 126-238 passes for 1,786 yards, 11 TDs, 424 rushing yds, 12 TDs

Mataio Talalemotu, WR, 23 receptions for 402 yds, 2 TDs, Avg. 17.5 yds per catch

Emmanuel Daigbe, WR, 23 receptions for 373 yds, 4 TDs

Romeo Gunt, ROV, 58 tackles, 6.5 TFL, 2.5 sacks, 2 INT, 1 FF, 1 FR


Anthony Adams, SS, 48 tackles, 6.5 TFL, 1 FF, 1 FR for a TD, 1 INT, 7 PBUs

Deon Crayon, CB, 23 tackles, 1 TFL, 4 PBUs, 1 INT

Viking Record by Season (Since 1980)

Year	Coach	Conference				Rank	Overall			
		W	L	T	PCT		W	L	T	PCT
1980	Mouse Davis	-	-	-	-	-	8	3	0	.727
1981	Don Read	-	-	-	-	-	2	9	0	.182
1982	Don Read	-	-	-	-	-	2	9	0	.182
1983	Don Read	-	-	-	-	-	3	7	0	.300
1984	Don Read	-	-	-	-	-	8	3	0	.727
1985	Don Read	-	-	-	-	-	4	5	1	.400
1986	Pokey Allen	-	-	-	-	-	6	5	0	.545
1987	Pokey Allen	-	-	-	-	-	11	2	1	.786
1988	Pokey Allen	-	-	-	-	-	11	3	1	.733
1989	Pokey Allen	-	-	-	-	-	9	4	0	.692
1990	Pokey Allen	-	-	-	-	-	6	5	0	.545
1991	Pokey Allen	-	-	-	-	-	11	3	0	.786
1992	Pokey Allen	-	-	-	-	-	9	4	0	.692
1993	Tim Walsh	-	-	-	-	-	8	3	0	.727
1994	Tim Walsh	-	-	-	-	-	9	3	0	.750
1995	Tim Walsh	-	-	-	-	-	8	5	0	.615
1996	Tim Walsh	1	7	0	.125	8	3	8	0	.273
1997	Tim Walsh	3	5	0	.375	7	4	7	0	.365
1998	Tim Walsh	4	4	0	.500	T4	5	6	0	.454
1999	Tim Walsh	6	2	0	.750	T2	8	3	0	.727
2000	Tim Walsh	5	3	0	.625	T2	8	4	0	.667
2001	Tim Walsh	5	2	0	.714	T2	7	4	0	.636
2002	Tim Walsh	3	4	0	.429	T4	6	5	0	.545
2003	Tim Walsh	1	6	0	.143	T7	4	7	0	.364
2004	Tim Walsh	4	3	0	.571	T3	7	4	0	.636
2005	Tim Walsh	4	3	0	.571	T4	6	5	0	.545
2006	Tim Walsh	6	2	0	.750	T2	7	4	0	.636
2007	Jerry Glanville	3	5	0	.375	T6	3	8	0	.273
2008	Jerry Glanville	3	5	0	.375	T6	4	7	0	.364
2009	Jerry Glanville	1	7	0	.125	T7	2	9	0	.182
2010	Nigel Burton	1	7	0	.125	8	2	9	0	.182
2011	Nigel Burton	5	3	0	.625	T3	7	4	0	.636
2012	Nigel Burton	2	6	0	.250	T11	3	8	0	.273
2013	Nigel Burton	3	5	0	.375	9	6	6	0	.500
2014	Nigel Burton	2	6	0	.250	T10	3	9	0	.250
2015	Bruce Barnum	6	2	0	.750	T2	9	3	0	.750
2016	Bruce Barnum	2	6	0	.250	T9	3	8	0	.272
2017	Bruce Barnum	0	8	0	.000	13	0	11	0	.000
2018	Bruce Barnum	3	5	0	.375	T9	4	7	0	.364

SACRAMENTO STATE *Hornets*



Hornet Stadium

Hornet Quick Facts

Location: Sacramento, Calif.
Enrollment: 28,837
Nickname: Hornets
Colors: Green and Gold
Stadium/Capacity: Hornet Stadium (21,195)
Playing Surface: FieldTurf
President: Dr. Robert Nelsen
Athletics Director: Mark Orr
Sports Information Director: Brian Berger
Phone: (916) 278-4313 (Office)
 (916) 397-4325(Cell)
 (916) 278-5995 (Press Box)
 (916) 278-5429 (Fax)
E-mail: bwberger@csus.edu
Web Site: HornetSports.com

Hornet Football Facts

Head Coach: Troy Taylor
Record at SAC (Years): 0-0 (1st)
Overall Record (Years): Same
Football Office Phone: (916) 278-7053
2018 Record: 2-8, 0-7 Big Sky
Big Sky Titles: None
FCS Postseason Record: 0-0
NCAA FCS Championships: None

Hornet Football Staff

Head Coach: Troy Taylor
Asst. HC/Off. Line: Kris Richardson
DC/Linebackers: Andy Thompson
Def. PG Coord./Sec: Cherokee Valeria
Safeties: Sam Cole
Quarterbacks: Bobby Fresques
ST Coord./Tight End: Jeremy LaPan
Running Backs: James Montgomery
Wide Receivers: Tyler Osborne
Defensive Line: Kraig Paulson

Hornet Personnel

Offensive Formation: Multiple
Defensive Formation: 4-3
Starters Returning: (O/D/SP): 6/5/2
Lettermen Returning: 51
Lettermen Lost: 27
Returning All-Conf. Performers: 1

Team Notes

- Troy Taylor was named the 11th head coach in Sacramento State football history on Dec. 17, 2018.
- Prior to Taylor's arrival in Sacramento, he was the offensive coordinator at Utah from 2017-18 and spent the 2016 season as the co-offensive coordinator/quarterbacks coach at fellow Big Sky school Eastern Washington.
- Junior Elijah Dotson returns after lighting up the field his sophomore year. The running back earned First Team All-Big Sky honors, the first Hornet RB to earn the honor since Charles Roberts in 2000. Dotson rushed for 1,154 yards with nine rushing touchdowns.
- George Obinna, a solid defensive lineman for the Hornets, comes back after having his 2018 campaign cut short due to injury. Prior to his injury, Obinna was an all-conference lineman and one of the top players in sacks in the league.

- Devon Medeiros led Sacramento State with 56 points despite playing in only eight games. He will enter 2019 tied for third in school history with 26 career field goals and fourth with 85 career extra points. His extra point percentage of .977 ranks second and he's fourth with a field goal percentage of .703. Medeiros needs just 13 points to crack the top 10 in career scoring.
- Pierre Williams returns as the Hornets leading receiver after tallying 553 yards on 31 receptions to lead to five touchdowns.


2018 Results

Date	Opponent	Result
9/1	vs. St. Francis	W, 55-7
9/8	at San Diego State	L, 28-14
9/15	at Northern Colorado	W, 28-25
9/22	at #19 Montana*	L, 41-34
10/6	vs. Cal Poly*	L, 41-27
10/13	at Southern Utah*	L, 48-27
10/20	vs. North Dakota*	L, 41-15
10/27	vs. Portland State*	L, 41-14
11/3	at Weber State*	L, 26-14
11/10	vs. Northern Arizona*	Cancelled
11/17	vs. UC Davis*	L, 56-13

*Big Sky Conference Game



Elijah Dotson
 Junior • RB
 Sacramento, Calif.



Kevin Thomson
 Junior • QB
 Auburn, Wash.



George Obinna
 Senior • DL
 Tracy, Calif.



Head Coach

Troy Taylor

Alma Mater: Cal, '89

Years at SAC: First Season

Record at SAC: 0-0

Career Record (Years): Same

Taylor vs. The Big Sky

School	Won	Lost
CP	0	0
EWU	0	0
ISU	0	0
UI	0	0
UM	0	0
MSU	0	0
UND	0	0
NAU	0	0
UNC	0	0
PSU	0	0
SAC	0	0
SUU	0	0
UCD	0	0
WSU	0	0

Taylor Year-by-Year

Year	School	Overall	Conf.
First Season			

2019 Sacramento State Schedule

Date	Opponent	Series	Last Meeting
8/31	vs. Southern Oregon	SAC, 6-1	SAC, 63-56 (ot) (2013)
9/6	at Arizona State	ASU, 1-0	ASU, 55--0 (2013)
9/14	vs. Northern Colorado (NC)	SAC, 11-2	SAC, 28-25 (2018)
9/21	at Fresno State	FS, 3-0	FS, 31-3 (2016)
10/5	vs. Eastern Washington*	EWU, 19-4	EWU, 52-31 (2017)
10/12	at Montana State*	MSU, 17-7	SAC, 41-38 (2016)
10/19	vs. Montana*	UM, 20-1	UM, 41-34 (2018)
10/26	at Cal Poly*	CP, 21-17	CP, 41-27 (2018)
11/2	vs. Weber State*	WSU, 15-8	WSU, 26-14 (2018)
11/9	at Northern Arizona*	NAU, 13-7	NAU, 37-17 (2017)
11/16	at Idaho*	UI, 2-0	UI, 28-6 (2017)
11/23	vs. UC Davis*	UCD, 46-20	UCD, 56-13 (2018)

*Big Sky Conference Game
(NC) Non-Conference Game

2018 Team Statistics

TEAM STATISTICS	SAC	OPP
SCORING	241	354
Points Per Game	24.1	35.4
FIRST DOWNS	182	239
Rushing	81	120
Passing	87	103
Penalty	14	16
RUSHING YARDAGE	1897	2658
Yards gained rushing	2157	2898
Yards lost rushing	240	240
Rushing Attempts	383	438
Average Per Rush	5.0	6.1
Average Per Game	189.7	265.8
TDs Rushing	18	31
PASSING YARDAGE	2152	2232
Comp-Att-Int	132-258-4	195-296-5
Average Per Pass	8.3	7.5
Average Per Catch	16.3	11.4
Average Per Game	215.2	223.2
TDs Passing	10	13
TOTAL OFFENSE	4049	4890
Total Plays	641	734
Average Per Play	6.3	6.7
Average Per Game	404.9	489.0
KICK RETURNS: #-Yards	21-418	24-531
PUNT RETURNS: #-Yards	5-19	20-215
INT RETURNS: #-Yards	5-70	4-17
KICK RETURN AVERAGE	19.9	22.1
PUNT RETURN AVERAGE	3.8	10.8
INT RETURN AVERAGE	14.0	4.2
FUMBLES-LOST	4-4	14-6
PENALTIES-Yards	53-450	55-488
Average Per Game	45.0	48.8
PUNTS-Yards	59-2269	40-1561
Average Per Punt	38.5	39.0
Net punt average	34.1	37.0
TIME OF POSSESSION/Game	27:07	32:56
3RD-DOWN Conversions	47/133	77/146
3rd-Down Pct	35%	53%
4TH-DOWN Conversions	5/9	10/13
4th-Down Pct	56%	77%
SACKS BY-Yards	13-97	23-127
MISC YARDS	2	0
TOUCHDOWNS SCORED	29	46
FIELD GOALS-ATTEMPTS	12-18	11-15
ON-SIDE KICKS	0-3	0-1
RED-ZONE SCORES	26-31 84%	40-47 85%
RED-ZONE TOUCHDOWNS	15-31 48%	31-47 66%
PAT-ATTEMPTS	29-29 100%	41-43 95%
ATTENDANCE	29850	91864
Games/Avg Per Game	4/7462	5/18373
Neutral Site Games		1/2482

SCORE BY QUARTERS	1st	2nd	3rd	4th	OT	Total
Sacramento State	7	22	17	14	-	58
Opponents	8	10	12	12	-	42

2018 Individual Team Leaders

RUSHING	GP	Att	Gain	Loss	Net	Avg	TD	Long	Avg/G
DOTSON, ELIJAH	10	185	1198	44	1154	6.2	9	83	115.4
PERKINSON, BJ	7	46	192	15	177	3.8	3	23	25.3
THOMPSON, KEVIN	7	51	237	103	134	2.6	0	42	19.1
THOMPSON, M.	5	19	114	9	105	5.5	0	33	21.0

PASSING	G	Effc	Comp-Att-Int	Pct	Yds	TD	Long	Avg/G
THOMPSON, KEVIN	7	151.26	79-145-1	54.5	1380	8	77	197.1
CLAPPER, WYATT	6	109.81	50-102-3	49.0	731	2	45	121.8

RECEIVING	G	No.	Yds	Avg	TD	Long	Avg/G
WILLIAMS, P.	10	31	553	17.8	5	54	55.3
RATLIFF, JAELEN	8	22	459	20.9	1	77	57.4
RUCKER, JOHNNIE	9	17	274	16.1	2	32	30.4

PUNT RETURNS	No.	Yds	Avg	TD	Long
WILLIAMS, P.	2	6	3.0	0	6

INTERCEPTIONS	No.	Yds	Avg	TD	Long
HARRIEL, MISTER	2	20	10.0	0	20
BLAND, DARRON	1	47	47.0	0	47
PERRYMAN, ALLEN	1	3	3.0	0	3
KIRKPATRICK, M.	1	0	0.0	0	0

KICK RETURNS	No.	Yds	Avg	TD	Long
THOMPSON, M.	11	232	21.1	0	42
COTTON, DEWEY	6	119	19.8	0	23

SCORING	TD	FGs	Kick	RUSH	Rcv	PASS	DXP	Saf	POINTS
MEDEIROS, DEVON	0	10-15	26-26	0-0	0	0-0	0	0	56
DOTSON, ELIJAH	9	0-0	0-0	0-0	0	0-0	0	0	54
WILLIAMS, P.	5	0-0	0-0	0-0	0	0-0	0	0	30
PERKINSON, BJ	4	0-0	0-0	0-0	0	0-0	0	0	24

TOTAL OFFENSE	G	Plays	RUSH	PASS	TOTAL	Avg/G
THOMPSON, KEVIN	7	196	134	1380	1514	216.3
DOTSON, ELIJAH	10	185	1154	0	1154	115.4

ALL PURPOSE	G	RUSH	REC	PR	KOR	IR	Tot	Avg/G
DOTSON, ELIJAH	10	1154	160	0	0	0	1314	131.4
WILLIAMS, P.	10	0	553	6	0	0	559	55.9
RATLIFF, JAELEN	8	0	459	0	0	0	459	57.4

SACRAMENTO STATE @SACHornetsFB

2019 Roster

No.	Name	Pos.	Ht.	Wt.	Cl.	Exp.	Hometown /Previous School
3	Jarrell Anderson	TE	6-4	240	So.	1V	Spanaway, Wash./Rainier Beach HS
5	Kevin Thomson	QB	6-2	205	Jr.	2V	Auburn, Wash./UNLV
8	Caelan Barnes	DB	6-1	200	Sr.	3V	Sacramento, Calif./Antelope HS
11	DJ Lacy	WR	5-8	165	Sr.	SQ	San Diego, Calif./Butte JC
11	Justin McGill	DB	6-0	180	Fr.	RS	Bakersfield, Calif./Bakersfield HS
13	Davion Ross	DB	5-11	170	Fr.	RS	Sacramento, Calif./Inderkum HS
15	Marte Mapu	DB	6-3	205	So.	1V	Hawthorne, Calif./Hawthorne HS
16	Jack Rice	QB	6-2	210	So.	1V	Eureka, Calif./St. Bernard's HS
17	Dewey Cotton	WR	5-5	150	So.	1V	Stockton, Calif./St. Mary's HS
18	Roman Ale	WR	6-1	200	Jr.	1V	Carson, Calif./Narbonne HS
19	Tristan Meyer	QB	6-0	190	So.	1V	La Mirada, Calif./La Mirada HS
19	Tykee Woods	DB	5-8	170	Fr.	RS	Fresno, Calif./Clovis West HS
21	Bryant Perkinson	RB	5-10	205	Jr.	2V	Hawthorne, Calif./Lawndale HS
22	Miguel Garcia	LB	6-1	225	So.	1V	Sanger, Calif./Sanger HS
24	Isaiah Capooia	DB	5-11	200	So.	1V	Lakeside, Calif./El Capitan HS
25	Marcus Aponte	DB	6-0	195	Fr.	RS	Salida, Calif./St. Mary's HS
25	Darnay Smith	WR	6-2	195	Fr.	RS	Corona, Calif./Santiago HS
28	Isaiah Gable	WR	5-4	140	Jr.	2V	Arleta, Calif./Arleta HS
30	Allen Perryman	DB	6-0	190	Sr.	3V	Lemoore, Calif./Lemoore HS
31	Deron Johnson	DB	6-2	215	Fr.	RS	Sacramento, Calif./Pleasant Grove HS
31	Dhaamir Lomax	DB	5-11	180	Sr.	1V	Crenshaw, Calif./Butte JC
32	Kevin McKinney	LB	6-0	225	Jr.	3V	Rancho Santa Margarita, Calif./Trabuco Hills HS
33	Elijah Dotson	RB	6-0	190	Jr.	2V	Sacramento, Calif./Antelope HS
34	Marcus Bruce	LB	5-10	180	Sr.	3V	Bakersfield, Calif./Bakersfield HS
35	Ja'Narrick James	RB	5-5	160	Jr.	1V	Sebastopol, Calif./Santa Rosa JC
37	Daron Bland	DB	6-0	200	Jr.	2V	Modesto, Calif./Central Catholic HS
38	Malik Jeter	DB	6-1	190	Jr.	2V	Seaside, Calif./Seaside HS
39	Jeremy Harris	LB	6-0	220	Fr.	RS	Simi Valley, Calif./Moorpark HS
40	Killian Rosko	DL	6-4	250	Jr.	2V	Sonora, Calif./Sonora HS
41	TySean Prysock	LB	6-1	210	So.	1V	Santa Clarita, Calif./Salesian HS
42	Marshaun Hunter	DL	6-2	220	Fr.	RS	Sacramento, Calif./Del Campo HS
44	Josiah Erickson	DL	6-2	235	Jr.	2V	San Dimas, Calif./San Dimas HS
44	Hunter Hogue	RB	5-7	170	Fr.	RS	Firebaugh, Calif./Firebaugh HS
45	Abel Ordaz	DB	6-1	195	So.	1V	Brentwood, Calif./De La Salle HS
46	Lemusu Toailoa	LB	5-11	205	Fr.	RS	Rialto, Calif./Carter HS
48	Ian Lauvai	LS	5-11	245	Sr.	3V	Corona, Calif./Centennial HS
49	Armon Bailey	LB	6-2	210	So.	1V	Fairfield, Calif./Vanden HS
49	Elias Sernas	LB	5-10	200	Jr.	SQ	Hollister, Calif./San Benito HS
50	Brandon Boccaleoni	OL	6-3	300	Jr.	2V	Rohnert Park, Calif./Rancho Cotate HS
54	Tali Finefueki	LB	6-0	250	So.	1V	Sunnyvale, Calif./Wilcox HS
56	Dylan Petti	DL	6-4	310	Jr.	2V	Riverside, Calif./Notre Dame HS
57	Elijah Chambers	DL	6-2	270	Jr.	2V	San Jacinto, Calif./San Jacinto HS
58	Jordan Stanley	OL	6-4	255	Fr.	RS	Brentwood, Calif./Heritage HS
59	Wyatt Ming	OL	6-2	310	Sr.	3V	Acampo, Calif./St. Mary's HS
60	Nick Bianco	OL	6-4	300	Sr.	3V	Visalia, Calif./Redwood HS
62	Coy Pickett	LS	6-4	260	Fr.	RS	Lodi, Calif./Lodi HS
65	Peter Vadasz	OL	6-4	290	Jr.	RS	Los Gatos, Calif./De Anza JC
67	Parker Kernek	OL	6-4	275	Fr.	RS	Castaic, Calif./Valencia HS
68	Devon Medeiros	K	5-6	190	Sr.	3V	Hilmar, Calif./Hilmar HS
69	Blake Nydam	DL	6-2	240	Sr.	RS	Laton, Calif./Fresno City JC
70	Kyle Swinford	OL	6-5	260	So.	SQ	Sacramento, Calif./Bradshaw Christian HS
71	Troy Stiefel	OL	6-5	290	So.	1V	Yorba Linda, Calif./Yorba Linda HS
72	Jett Stanley	DL	6-4	255	Fr.	RS	Brentwood, Calif./Heritage HS
73	Ulisis Nunez	OL	6-2	315	Jr.	2V	Tulare, Calif./Tulare Union HS
76	Joshua Lee	DL	6-2	305	Fr.	RS	Moreno Valley, Calif./Canyon Springs HS
77	Brysen Klinefelter	OL	6-0	305	Jr.	RS	El Dorado, Calif./Sacramento City JC
78	Brandon Weldon	OL	6-3	300	So.	1V	Compton, Calif./El Segundo HS
79	Thomas Parker	OL	6-3	310	Jr.	2V	Coto de Caza, Calif./Santa Margarita HS
81	Tao McClinton	WR	6-4	210	So.	1V	Seattle, Wash./Sammamish HS
83	Marshall Martin	TE	6-2	200	Fr.	RS	Vallejo, Calif./St. Patrick-St. Vincent HS
84	Pierre Williams	WR	6-1	200	So.	1V	Gustine, Calif./Patterson HS
85	Johnnie Rucker	WR	6-4	200	Sr.	3V	Long Beach, Calif./Long Beach Poly HS
86	Calvin Grover	TE	6-4	225	So.	1V	Modesto, Calif./Downey HS
87	Jeremiah Foster	WR	6-5	185	So.	SQ	Bakersfield, Calif./Bakersfield Christian HS
89	Martin Robles	TE	6-4	260	Jr.	2V	Live Oak, Calif./Live Oak HS
90	Josh Cooper	DL	6-1	220	So.	1V	Bellflower, Calif./Downey HS
94	Wyatt Hjelm	DL	6-4	245	Jr.	2V	Oakdale, Calif./Oakdale HS
95	Daryin Choates	DL	6-3	270	Sr.	3V	Seaside, Calif./Seaside HS
96	Aaron Blaylock	DL	6-1	260	Fr.	RS	Lancaster, Calif./Paraclete HS
96	George Obinna	DL	6-3	240	Sr.	3V	Tracy, Calif./Tracy HS
96	Jackson Betz	OL	6-4	265	Fr.	Jr.	Modesto, Calif./Downey HS
96	Isaiah Butler	DB	5-10	195	Jr.	FC	Phoenix, Ariz./Phoenix College
	Sam Clark	P	6-4	200	So.	TR	Lilyfield, Australia / -
	Parker Clayton	WR	6-1	185	Fr.	HS	Folsom, Calif./Folsom HS
	Gavin Davis-Smith	DB	5-11	175	Fr.	HS	Folsom, Calif./Folsom HS
	Jake Duniway	QB	6-2	215	So.	JC	Tracy, Calif./San Diego Mesa JC
	Daniel Fortune	DB	5-9	175	Fr.	HS	Fontana, Calif./Cajon HS
	Marcus Fulcher	RB	5-9	195	Fr.	HS	Fresno, Calif./Bullard HS
	Elijah Gable	RB	5-6	150	Fr.	HS	Sylmar, Calif./Sierra Canyon HS
	Ivan Garza	OL	6-5	285	Fr.	HS	Delano, Calif./Robert F. Kennedy HS
	Johnny Guzman	WR	6-1	175	Fr.	HS	Loomis, Calif./Del Oro HS
	Paula Hafoka	OL	6-2	290	Fr.	HS	Corona, Calif./Centennial HS
	Tyler Hardeman	Fr.	6-3	275	DL	HS	Cameron Park, Calif./Folsom HS
	Marcus Hawkins	LB	5-11	225	Jr.	JC	Fresno, Calif./Fresno City JC
	Josiah Jacobs	DB	6-1	200	Fr.	HS	Scottsdale, Ariz./Saguaro HS
	Marqui Johnson	WR	5-8	180	Fr.	HS	Philadelphia, Pa./Saguaro HS
	Dylan Jorge	LB	6-0	195	Fr.	HS	Folsom, Calif./Folsom HS
	Brandon Knott	DL	6-2	260	Fr.	HS	Sacramento, Calif./Inderkum HS
	Jack Lacy	LB	5-11	210	Fr.	HS	Pittsburg, Calif./Pittsburg HS
	Robert Lewis	DB	5-10	175	Jr.	TR	Los Angeles, Calif./Boise State
	Billy Lutui	OL	6-3	280	Fr.	RS	Corona, Calif./Centennial HS
	Calvin Martin	TE	6-6	235	Sr.	RS	Ridgecrest, Calif./Citrus JC
	Kainalu Martin	DB	5-10	180	Jr.	JC	San Francisco, Calif./San Mateo JC
	Xavier Mason	WR	6-0	190	Fr.	HS	Tacoma, Wash./Stadium HS
	Charlie McBride	TE	6-3	240	Fr.	HS	Rocklin, Calif./Rocklin HS
	Dominic Sanders	DB	6-0	180	Jr.	JC	Lincoln, Calif./Sierra JC
	Lucas Triplett	JC	6-1	190	Jr.	JC	Fort Bragg, Calif./Santa Rosa JC
	Anthony Valencia	TE	6-4	205	Fr.	HS	Visalia, Calif./Mt. Whitney HS
	Joseph Wagner	OL	6-3	260	Fr.	HS	Folsom, Calif./Folsom HS
	Prince Washington	DB	5-9	170	Jr.	TR	Fresno, Calif./Wyoming
	Braylen Williams	DB	6-0	195	Jr.	JC	Clovis, Calif./Fresno City JC

2019 Team Information

All-Conference Returners

Elijah Dotson, RB, 1st Team, 1,154 yds, 9 TDs, 1,314 all-purpose yds

Other Key Returners

George Obinna, DT, 2017 Stats: 23 tackles, 12.5 TFL, 8.5 sacks

Kevin Thomson, QB, 1,380 passing yds, 8 TDs

Caelan Barnes, DB, 71 tackles, 3 PBUs

Devon Medeiros, K, 56 points in eight games, 26-26 PATs, 10-15 FGs, Avg. 63.4 yds per kickoff

Hornets Record by Season (Since 1980)

Year	Coach	Conference				Rank	Overall			
		W	L	T	PCT		W	L	T	PCT
1980	Bob Mattos	-	-	-	-	-	3	7	0	.300
1981	Bob Mattos	-	-	-	-	-	5	6	0	.455
1982	Bob Mattos	-	-	-	-	-	8	3	0	.727
1983	Bob Mattos	-	-	-	-	-	5	5	1	.455
1984	Bob Mattos	-	-	-	-	-	6	5	0	.545
1985	Bob Mattos	-	-	-	-	-	8	3	0	.727
1986	Bob Mattos	-	-	-	-	-	6	4	1	.545
1987	Bob Mattos	-	-	-	-	-	4	7	0	.364
1988	Bob Mattos	-	-	-	-	-	10	3	0	.769
1989	Bob Mattos	-	-	-	-	-	5	4	0	.556
1990	Bob Mattos	-	-	-	-	-	4	6	0	.400
1991	Bob Mattos	-	-	-	-	-	8	2	0	.800
1992	Bob Mattos	-	-	-	-	-	7	3	0	.700
1993	Mike Clemons	-	-	-	-	-	4	6	0	.400
1994	Mike Clemons	-	-	-	-	-	5	5	0	.500
1995	John Volek	-	-	-	-	-	4	6	1	.364
1996	John Volek	0	8	0	.000	9	1	10	0	.090
1997	John Volek	1	7	0	.125	9	1	10	0	.090
1998	John Volek	3	5	0	.375	8	5	6	0	.455
1999	John Volek	3	5	0	.375	6	6	5	0	.545
2000	John Volek	5	3	0	.625	T2	7	4	0	.636
2001	John Volek	1	6	0	.143	T7	2	9	0	.182
2002	John Volek	3	4	0	.429	T4	5	7	0	.417
2003	Steve Mooshagian	1	6	0	.143	T7	2	9	0	.182
2004	Steve Mooshagian	2	5	0	.286	T6	3	8	0	.375
2005	Steve Mooshagian	1	6	0	.143	T7	2	9	0	.182
2006	Steve Mooshagian	4	4	0	.500	5	4	7	0	.364
2007	Marshall Sperbeck	3	5	0	.375	T6	3	8	0	.273
2008	Marshall Sperbeck	3	5	0	.375	T6	6	6	0	.500
2009	Marshall Sperbeck	4	4	0	.500	T5	5	6	0	.455
2010	Marshall Sperbeck	5	3	0	.625	T3	6	5	0	.545
2011	Marshall Sperbeck	3	5	0	.375	T6	4	7	0	.364
2012	Marshall Sperbeck	4	4	0	.500	T5	6	5	0	.545
2013	Marshall Sperbeck	4	4	0	.500	8	5	7	0	.417
2014	Jody Sears	4	4	0	.500	7	7	5	0	.583
2015	Jody Sears	1	7	0	.125	T12	2	9	0	.182
2016	Jody Sears	2	6	0	.250	T9	2	9	0	.182
2017	Jody Sears	6	2	0	.750	T3	7	4	0	.636
2018	Jody Sears	0	7	0	.000	13	2	8	0	.200

SOUTHERN UTAH *Thunderbirds*

Eccles Coliseum

Thunderbird Quick Facts

Location: Cedar City, Utah
Enrollment: 10,296
Nickname: Thunderbirds
Colors: Scarlet and White
Stadium/Capacity: Eccles Coliseum (8,500)
Playing Surface: Artificial Turf
President: Scott Wyatt
Athletics Director: Debbie Corum
Media Relations: Bryson Lester
 Phone: (435) 586-5447 (Press Box)
 (435) 586-5444 (Fax)
E-mail: brysonlester@suu.edu
Web Site: SUUTbirds.com

Thunderbird Football Facts

Head Coach: Demario Warren
Record at SUU (Years): 16-18 (3)
Overall Record (Years): Same
Football Office Phone:
 (435) 586-5470
2018 Record: 1-10, 1-7 Big Sky
Big Sky Titles: Two/2015, 2017
FCS Postseason Record: 0-3
NCAA FCS Championships: None

Thunderbird Football Staff

Head Coach: Demario Warren
Asst. HC/OC/QB: Justin Walterscheid
Defensive Coordinator: Brandon Fisher
Assoc. Head Coach/DL: Ryan Hunt
ST/WR: Anthony Arceneaux
Offensive Line: Aaron Fernandez
Running Backs: Sam Elliott
Tight Ends: Teague Whiting
Safeties: Tommy Collet Jr.
Linebackers: Solomon Tapasa
Cornerbacks/ST: Robert Bala

Thunderbird Personnel

Offensive Formation: Spread
Defensive Formation: 4-3
Starters Returning (O/D/SP): 5/6/3
Lettermen Returning: 45
Lettermen Lost: 19
Returning All-Conf. Performers: 2

Team Notes

- Head Coach Demario Warren is entering his fourth season at Southern Utah.
- Under Warren's guidance, the Thunderbirds registered a 9-3 overall record for the most wins in school history in 2017. Southern Utah's dominant play that year led Warren to be a candidate for the Eddie Robinson Coach of the Year award.
- SUU will open up the season against UNLV. The last time the T-Birds and the Rebels squared off in Las Vegas in 2011 Southern Utah blew out their Mountain West Conference foe 41-16
- Jay Green Jr. enters the season with 21 rushing touchdowns, which ranks him sixth in the Thunderbird record book.
- The Thunderbirds bring back their top-four rushers from the 2018 season (Jay Green Jr., James Felila, Austin Ewing and Karris Davis).
- SUU started four different quarterbacks during the 2018 campaign (Austin Ewing, Chris Helbig, Tyler Skidmore and Aaron Zwahlen). All but Zwahlen will re-

turn for the 2019 season.

- Junior Landen Measom has 1,197 receiving yards and six touchdowns in just his first-two seasons with the program.
- Redshirt sophomore A.J. Stanley finished third on the team in tackles in 2018 with 66 total. He was one of just three Thunderbirds to record an interception, and force two fumbles.
- The Thunderbirds return six of their top-10 tacklers from the 2019 season
- Kicker Manny Berz is currently fifth all-time in SUU history with 22 made field goals

2018 Results

Date	Opponent	Result
9/1	vs. North Alabama	L, 34-30
9/8	at Oregon State	L, 48-25
9/15	at Arizona	L, 62-31
9/22	at Northern Arizona*	L, 31-23
10/6	at #4/5 Eastern Wash.*	L, 55-17
10/13	vs. Sacramento State*	W, 48-27
10/20	at Idaho*	L, 31-12
10/27	vs. Northern Colorado*	L, 42-39
11/3	vs. Montana*	L, 57-14
11/10	vs. 3/4 Weber State*	L, 31-18
11/17	at Cal Poly*	L, 38-24

*Big Sky Conference Game



Zach Larsen
Senior • C
Draper, Utah



Jay Green
Senior • RB
Modesto, Calif.



Jalen Russell
Junior • CB
Temecula, Calif.



Head Coach

Demario Warren

Alma Mater: UC Davis '08

Years at SUU: Fourth Season

Record at SUU: 16-18

Career Record (Years): Same

Warren vs. The Big Sky

School	Won	Lost
CP	1	1
EWU	1	1
UI	0	1
ISU	1	0
UM	0	2
MSU	1	0
NAU	2	1
UNC	1	1
PSU	1	0
SAC	1	1
SUU	0	0
UCD	2	0
WSU	1	3

Warren Year-by-Year

Year	School	Overall	Conf.
2016	SUU	6-5	5-3
2017	SUU	9-3	7-1
2018	SUU	1-10	1-7
Totals		16-18	13-11

2019 Southern Utah Schedule

Date	Opponent	Series	Last Meeting
8/31	at UNLV	UNLV, 3-1	SUU, 41-16 (2011)
9/7	at Northern Iowa	UNI, 5-1	SUU, 24-21 (2017)
9/14	vs. Stephen F. Austin	SFA, 3-2	SUU, 51-14 (2017)
9/21	at South Dakota State	SDSU, 5-1	SDSU, 55-10 (2015)
9/28	vs. Cal Poly*	CP, 20-8	CP, 38-24 (2018)
10/5	at Portland State*	PSU, 8-4	SUU, 45-31 (2016)
10/12	at Weber State*	WSU, 18-7	WSU, 31-18 (2018)
10/19	vs. UC Davis*	UCD, 11-8	SUU, 47-27 (2017)
10/26	vs. Idaho State*	SUU, 10-6	SUU, 52-27 (2016)
11/2	at Montana State*	TIED, 2-2	SUU, 38-21 (2016)
11/16	vs. Northern Arizona*	NAU, 13-9	NAU, 31-23 (2018)
11/23	at North Dakota*	SUU, 5-4	SUU, 47-21 (2017)

*Big Sky Conference Game

2018 Team Statistics

TEAM STATISTICS	SUU	OPP
SCORING	281	456
Points Per Game	25.5	41.5
FIRST DOWNS	265	278
Rushing	112	128
Passing	125	133
Penalty	28	17
RUSHING YARDAGE	2067	2963
Yards gained rushing	2300	3155
Yards lost rushing	233	192
Rushing Attempts	463	481
Average Per Rush	4.5	6.2
Average Per Game	187.9	269.4
TDs Rushing	23	26
PASSING YARDAGE	2720	2990
Comp-Att-Int	277-437-10	194-314-3
Average Per Pass	6.2	9.5
Average Per Catch	9.8	15.4
Average Per Game	247.3	271.8
TDs Passing	13	30
TOTAL OFFENSE	4787	5953
Total Plays	900	795
Average Per Play	5.3	7.5
Average Per Game	435.2	541.2
KICK RETURNS: #-Yards	30-689	34-579
PUNT RETURNS: #-Yards	5-53	15-145
INT RETURNS: #-Yards	3-3	10-29
KICK RETURN AVERAGE	23.0	17.0
PUNT RETURN AVERAGE	10.6	9.7
INT RETURN AVERAGE	1.0	2.9
FUMBLES-LOST	17-4	13-7
PENALTIES-Yards	78-695	85-803
Average Per Game	63.2	73.0
PUNTS-Yards	50-2101	42-1774
Average Per Punt	42.0	42.2
Net punt average	37.1	39.5
TIME OF POSSESSION/Game	30:25	29:22
3RD-DOWN Conversions	77/192	76/147
3rd-Down Pct	40%	52%
4TH-DOWN Conversions	28/44	7/12
4th-Down Pct	64%	58%
SACKS BY-Yards	12-68	17-102
MISC YARDS	-5	0
TOUCHDOWNS SCORED	38	58
FIELD GOALS-ATTEMPTS	8-13	17-21
ON-SIDE KICKS	0-0	0-0
RED-ZONE SCORES	35-45 78%	50-56 89%
RED-ZONE TOUCHDOWNS	28-45 62%	33-56 59%
PAT-ATTEMPTS	27-32 84%	55-57 96%
ATTENDANCE	41019	109978
Games/Avg Per Game	5/8204	6/18330
Neutral Site Games		0/0

SCORE BY QUARTERS	1st	2nd	3rd	4th	OT	Total
Southern Utah	45	97	73	66	-	281
Opponents	120	150	122	64	-	456

2018 Individual Team Leaders

RUSHING	GP	Att	Gain	Loss	Net	Avg	TD	Long	Avg/G
GREEN, JAY	11	162	855	26	829	5.1	7	62	75.4
FELILA, JAMES	4	53	264	4	260	4.9	1	31	65.0
EWING, AUSTIN	6	35	273	19	254	7.3	3	81	42.3
DAVIS, KARRIS	7	49	238	13	225	4.6	6	28	32.1

PASSING	G	Effc	Comp-Att-Int	Pct	Yds	TD	Long	Avg/G
HELBIG, CHRIS	5	132.02	94-145-2	64.8	1011	5	43	202.2
ZWAHLEN, AARON	5	104.29	86-145-5	60.1	792	2	56	158.4
SKIDMORE, TYLER	4	116.55	83-132-3	62.9	797	3	74	199.2

RECEIVING	G	No.	Yds	Avg	TD	Long	Avg/G
RUTLEDGE, TY	11	47	504	10.7	2	43	45.8
MEASOM, LANDEN	10	45	589	13.7	2	74	58.9
HILL, MCCOY	11	32	270	8.4	2	31	24.5
CROYLE, ALEX	9	23	233	10.1	0	29	25.9

PUNT RETURNS	No.	Yds	Avg	TD	Long
COCKETT, JUDD	4	45	11.2	0	26

INTERCEPTIONS	No.	Yds	Avg	TD	Long
STANLEY, AJ	1	0	0.0	0	0
HOLT, ELIJAH	1	0	0.0	0	0
HANNEMANN, KYLE	1	3	3.0	0	3

KICK RETURNS	No.	Yds	Avg	TD	Long
COCKETT, JUDD	14	422	30.1	2	100
BELL, DANIEL	5	82	16.4	0	22

SCORING	TD	FGs	Kick	RUSH	Rcv	PASS	DXP	Saf	POINTS
BERZ, MANNY	0	8-13	27-32	0-0	0	0-0	0	0	51
GREEN, JAY	8	0-0	0-0	0-0	0	0-0	0	0	48
DAVIS, KARRIS	6	0-0	0-0	0-0	0	0-0	0	0	36
HELBIG, CHRIS	5	0-0	0-0	0-0	0	0-0	0	0	30

TOTAL OFFENSE	G	Plays	RUSH	PASS	TOTAL	Avg/G
HELBIG, CHRIS	5	187	105	1011	1116	223.2
SKIDMORE, TYLER	4	154	37	797	834	208.5
GREEN, JAY	11	163	829	0	829	75.4

ALL PURPOSE	G	RUSH	REC	PR	KOR	IR	Tot	Avg/G
HELBIG, CHRIS	11	829	150	0	0	0	979	89.0
MEASOM, LANDEN	10	2	589	8	0	0	599	59.9
COCKETT, JUDD	10	15	89	45	422	0	571	57.1
RUTLEDGE, TY	11	37	504	0	0	0	541	49.2

SOUTHERN UTAH @SUUFB

2019 Roster

No.	Name	Pos.	Ht.	Wt.	Cl.	Hometown (Previous School)
1	Carlos Baker	WR	6-5	215	Sr.	Chicago, Ill. (St. Laurence HS/Dupage JC)
1	Kyle Hannemann	S	5-11	205	RSr.	Alpine, Utah (Lone Peak HS)
2	Thomas Duckett	RB	5-10	185	So.	Oxnard, Calif. (Pacifica HS/Ventura)
3	Manny Berz	K	5-9	185	Jr.	Riverside, Calif. (Citrus Hills HS)
3	Mario Williams	CB	6-0	180	RSo.	Harbor City, Calif. (Narbonne HS)
4	Akili Gray	S	5-11	183	Jr.	Kailua, Hawaii (Kamehameha HS)
4	Justin Miller	QB	6-3	210	So.	Highland, Utah (Snow College)
5	Landen Meason	WR	5-10	180	Jr.	South Jordan, Utah (Bingham HS)
6	Mike Sims	S	6-2	195	RSo.	Woodbridge, Va. (Arbor View HS)
6	Tyler Skidmore	QB	6-2	210	RFr.	Roy, Utah (Roy HS)
7	Alex Sims	LB	6-1	205	RJr.	Las Vegas, Nev. (Arbor View HS)
8	Chris Helbig	QB	6-4	214	RSo.	Thornton, Colorado (Holy Family HS/Butler CC)
8	Carlton Johnson	CB	5-11	155	RFr.	Moreno Valley, Calif. (Rancho Verde HS)
10	Alan Holsten	CB	5-11	171	RJr.	Bountiful, Utah (Bountiful HS)
11	Frank Harris III	WR	6-2	215	So.	Inglewood, Calif. (Basic Academy)
11	Bishop Jones	DE	6-3	245	RSo.	Las Vegas, Nev. (Arbor View HS)
12	Brayden Fawcett	QB	6-6	205	Fr.	Riverside, Calif. (Chino Hills HS)
13	Austin Ewing	QB	6-1	185	Fr.	Kealahou, Hawaii (Konawaena HS)
14	Lance Lawson	RB	5-7	191	So.	Mesa, Ariz. (Red Mountain HS)
15	Isiah Diego-Williams	WR	5-10	160	RJr.	Los Angeles, Calif. (Serra HS)
15	Charles Johnson	CB	6-2	175	Fr.	San Diego, Calif. (San Diego HS)
16	Dalinn Brown	WR	6-1	185	Fr.	St. George, Utah (Pine View HS)
16	Jalen Russell	CB	5-11	181	Jr.	Temecula, Calif. (Vista Murrieta HS)
17	Alonzo (L.J.) Davis	WR	6-2	192	RSo.	Los Angeles, Calif. (Gahr HS)
18	AJ Stanley	S	6-1	195	RSo.	Santa Clarita, Calif. (Hart HS)
19	Collin Reid	WR	6-0	195	RFr.	Spanish Fork, Utah (Maple Mountain HS)
21	Jay Green Jr.	RB	5-10	193	Sr.	Modesto, Calif. (Fred C. Beyer HS/Modesto JC)
22	Ryan Johnson	RB	5-8	166	RSo.	Chandler, Ariz. (Chandler HS)
23	James Felicia	RB	6-0	220	RJr.	Kearns, Utah (Kearns HS)
24	Lelon Dillard	RB	5-11	205	Jr.	Phoenix, Ariz. (Desert Vista HS)
25	Antwaun Rainey	CB	6-1	191	RSo.	Las Vegas, Nev. (Cimmaron Memorial HS)
26	Karris Davis	WR	5-9	193	So.	Midvale, Utah (Hillcrest HS)
28	Khalid Taylor	CB	5-8	185	Jr.	Sherman Oaks, Calif. (Notre Dame HS/College of the Canyons)
29	Roderick Ward	CB	6-0	170	So.	San Jacinto, Calif. (Beaumont HS/Mt. San Jacinto)
30	Kameron Jackson	CB	6-1	185	Jr.	Albany, Calif. (St. Mary's HS/American River)
31	La'akea Kaho'ohanohano-Davis	S	6-1	215	RSo.	Kahului, Hawaii (Henry Perrine Baldwin HS)
32	Tyson Herrera	S	5-10	190	RFr.	Herriman, Utah (Herriman HS)
32	Spencer Larsen	WR	5-9	175	Fr.	Morgan, Utah (Morgan HS)
33	Marcus Bellon	WR	5-8	160	Fr.	Truckee, Calif. (Truckee HS)
34	Montochukwu Achebo	LB	5-1	216	Rso	West Valley, Utah (Granger HS)
35	Jathen Chaffin	WR	6-2	185	RJr.	Honolulu, Hawaii (Farrington HS/North Park)
35	Maxwell Masad	S	5-9	185	RJr.	Fullerton, Calif. (Chino Hills HS/Fullerton)
36	Marcus Faufata-Pedrina	WR	5-9	185	So.	Honolulu, Hawaii (Damien HS)
37	Sese Felia	RB	5-8	170	Fr.	Kearns, Utah (Kearns HS)
37	Jet Richins	LB	6-1	187	Fr.	Stansbury Park, Utah (Stansbury HS)
38	Zach Molina	WR	5-10	175	Fr.	Mesa, Ariz. (Red Mountain HS)
39	Drew Carter	LB			Fr.	Camarillo, Calif. (Adolfo Camarillo HS)
39	Makoa Close	WR	6-1	190	Fr.	Honolulu, Hawaii (St. Louis HS)
40	Gasetoto Schuster	DL	6-0	290	So.	Long Beach, Calif. (Long Beach Poly/Utah State)
41	Cooper Smith	LB	6-2	207	Fr.	Salem, Utah (Salem Hills HS)
42	Aubrey Nelms	LB	6-1	210	RFr.	Las Vegas, Nev. (Shadow Ridge HS)
43	Quaid Murray	LB	6-1	235	RSo.	Cedar City, Utah (Cedar HS)
44	Watson Asi	DE	6-5	255	Sr.	Revo, Nev. (McQueen HS/Snow College)
44	Noah Smith	RB	6-2	180	Fr.	Panaca, Nev. (Lincoln County HS)
45	Jayden Clark	LB	6-0	220	So.	Dublin, Calif. (Dublin HS)
46	Billy Davis	LB	5-11	213	Fr.	Las Vegas, Nev. (Arbor View HS)
47	Remedy Akoteu	DL	6-3	235	Fr.	Sandy, Utah (Alta HS)
47	Clayton Johnson	TE	6-4	230	Fr.	Springville, Utah (Springville HS)
47	Devon Seui-Fola	LB	6-0	210	Fr.	Salt Lake City, Utah (Highland HS)
48	Talmage Brown	RB	6-0	194	Fr.	Bluffdale, Utah (Summit Academy HS)
48	Jacob Johnson	P	6-4	206	So.	Boise, Idaho (Timberline HS)
49	Briasen Harward	TE	6-3	245	Fr.	South Jordan, Utah (Bingham HS)
49	Cervontes White	CB	5-10	175	Fr.	Las Vegas, Nev. (Liberty HS)
50	Jordan Walker	LB	6-1	236	RSo.	Honolulu, Hawaii (Silverado HS)
51	Wynton Lamar	DL	6-3	248	RFr.	Roy, Utah (Roy HS)
52	Aaron Romero	DL	6-2	272	So.	Mesa, Ariz. (Skyline HS)
53	Jedediah Lulu	LB	6-0	220	Jr.	Honolulu, Hawaii (St. Louis HS/Chaffee CC)
54	Clayton Jensen	LB	5-11	217	RFr.	Chesterfield, Mo. (Parkway West HS)
55	Lehi Afatasi	DT	6-0	310	RSr.	Kearns, Utah (Kearns HS)
56	PJ Nu'usa	OL	5-11	304	Sr.	Rose Park, Utah (East HS)
57	Lukas Elmore	LS	6-3	248	Jr.	Overland Park, Kan. (New Mexico Military)
58	Zach Larsen	OL	6-1	305	Sr.	Draper, Utah (Jordan HS)
59	Raymond Fiamé	DE	6-3	245	RJr.	St. George, Utah (Pineview HS)
61	Canaan Yarro	OL	6-1	285	Fr.	Provo, Utah (Timpview HS)
62	Leonidas Jacobsen	OL	6-3	277	RFr.	St. George, Utah (Desert Hills HS)
64	Kana'i Eldredge	OL	6-0	290	RFr.	Honolulu, Hawaii (Punahou HS)
66	Noel Unufe	OL	6-4	315	Fr.	Spanish Fork, Utah (Maple Mountain HS)
67	Mitchell Halverson	OL	6-6	278	RFr.	Bountiful, Utah (Bountiful HS)
70	Josh Madsen	OL	6-2	275	RSo.	Garland, Utah (Bear River HS)
71	Artese Gregory	OL	6-2	300	RFr.	Plainfield, Ill. (Plainfield East HS)
72	Lyle Santos	OL	6-3	275	Fr.	Las Vegas, Nev. (Arbor View HS)
74	Kingsley Holliday	OL	6-2	295	Fr.	Draper, Utah (Corner Canyon HS)
76	Collin Parrish	DE	6-7	292	So.	Bountiful, Utah (Bountiful HS)
77	Braxton Jones	OL	6-7	310	RSo.	Murray, Utah (Murray HS)
78	Brandon Pearce	OL	6-0	285	Fr.	Herriman, Utah (Herriman HS)
80	Judd Cockett	WR	5-11	171	Jr.	Honolulu, Hawaii (Punahou HS)
81	Elijah Givens	WR	6-1	195	Sr.	Palo Alto, Calif. (Palo Alto HS)
82	John Mitchell	WR	6-3	190	Fr.	Drpaer, Utah (Corner Canyon HS)
83	Zach Nelson	WR	6-1	190	Fr.	Queen Creek, Ariz. (Casteel HS)
84	Tanner McLachlan	TE	6-6	235	RFr.	Lethbridge, Alberta (Lethbridge Collegiate Institute)
85	Nick Colson	TE	6-4	246	Jr.	Gilbert, Ariz. (Higley HS/Nevada)
86	Gavin Eyre	TE	6-4	240	RFr.	Grantsville, Utah (Grantsville HS)
87	Kelton Bertagnini	TE	6-3	240	So.	Provo, Utah (Provo HS)
88	Isaiah Williams	WR	6-1	215	So.	Chula Vista, Calif. (Olympian HS/San Diego Mesa)
89	Brandon Schenks	WR	6-2	210	Fr.	Chandler, Ariz. (Hamilton HS)
90	Oscar Burgueno	DT	6-1	271	Jr.	Chino Hills, Calif. (Chino Hills HS/Fullerton JC)
91	Francis Bemiy	DE	6-4	250	So.	Montreal, Canada (Carnegie HS)
92	Colton Adams	DL	6-3	235	Fr.	Grantsville, Utah (Grantsville HS)
93	Christy Nkanu	DL	6-4	290	RFr.	Los Angeles, Calif. (St. Paul HS)
94	Cody Frampton	TE	6-1	240	Jr.	Lehi, Utah (New Mexico Military)
95	Mark Kruger	DL	6-2	300	Jr.	Orem, Utah (Pleasant Grove HS/Utah)
96	Mykeal White	DL	6-3	285	RJr.	Lynwood, Calif. (Lynwood HS/Riverside)
97	Greg Rogers	DL	6-4	290	RSo.	Las Vegas, Nev. (Arbor View HS/UCLA)
98	Tyler Trotter	DE	6-3	265	RFr.	Pleasant Grove, Utah (Pleasant Grove HS)
99	Kotoni Sekona	DL	6-1	245	So.	Kahuku, Hawaii (Punahou Schools)

2019 Team Information

All-Conference Returners

Zach Larsen, C, 1st Team, Started all 11 games

Judd Cockett, KR/PR, 3rd Team, 14 kickoff returns, 422 yards, 2 TDs

Other Key Returners

Jalen Russell, CB, 32 tackles, 2.0 TFL, 7 PBUs, 1 FF, 1 FR

Landon Meason, WR, 589 receiving yds, 2 TDs

Manny Berz, P, 8-13 FGs, 27-32 PATs

Jay Green Jr., RB, 829 rushing yds, 7 TDs, 979 all-purpose yds

Thunderbird Record by Season

(Since 1980)

Year	Coach	Conference				Rank	Overall		
		W	L	T	PCT		W	L	T
1980	Jack Bishop	-	-	-	-	6	3	0	.667
1981	Jack Bishop	-	-	-	-	7	3	0	.700
1982	Jack Bishop	-	-	-	-	6	2	2	.750
1983	Don Conrad	-	-	-	-	5	5	0	.500
1984	Don Conrad	-	-	-	-	6	4	0	.600
1985	Don Conrad	-	-	-	-	3	5	1	.375
1986	Jack Bishop	-	-	-	-	8	3	0	.727
1987	Jack Bishop	-	-	-	-	5	6	0	.455
1988	Jack Bishop	-	-	-	-	4	7	0	.364
1989	Jack Bishop	-	-	-	-	5	5	0	.500
1990	Jack Bishop	-	-	-	-	6	5	0	.545
1991	Jack Bishop	-	-	-	-	7	3	1	.700
1992	Jack Bishop	-	-	-	-	6	5	0	.545
1993	Jack Bishop	-	-	-	-	3	7	1	.300
1994	Jack Bishop	-	-	-	-	4	7	0	.364
1995	Jack Bishop	-	-	-	-	2	9	0	.182
1996	Rich Ellerson	-	-	-	-	4	7	0	.364
1997	C. Ray Gregory	-	-	-	-	5	6	0	.455
1998	C. Ray Gregory	-	-	-	-	5	6	0	.455
1999	C. Ray Gregory	-	-	-	-	8	3	0	.727
2000	C. Ray Gregory	-	-	-	-	7	4	0	.636
2001	C. Ray Gregory	-	-	-	-	2	9	0	.182
2002	C. Ray Gregory	-	-	-	-	1	10	0	.091
2003	Gary Anderson	-	-	-	-	4	7	0	.364
*2004	Wes Meier	2	3	0	.400 T4	6	5	0	.545
*2005	Wes Meier	1	4	0	.200 T5	1	9	0	.100
*2006	Wes Meier	0	4	0	.000 T5	3	8	0	.273
*2007	Wes Meier	0	4	0	.000 T5	0	11	0	.000
*2008	Ed Lamb	1	3	0	.250 T5	4	7	0	.364
*2009	Ed Lamb	2	2	0	.500 T2	5	6	0	.455
*2010	Ed Lamb	4	0	0	1.000 T1	6	5	0	.545
*2011	Ed Lamb	1	3	0	.250 T4	6	5	0	.545
2012	Ed Lamb	4	4	0	.500 T4	5	6	0	.455
2013	Ed Lamb	5	3	0	.626 T4	8	5	0	.615
2014	Ed Lamb	3	5	0	.375 T8	3	9	0	.250
2015	Ed Lamb	7	1	0	.875 T1	8	4	0	.667
2016	Demario Warren	5	3	0	.626 T4	6	5	0	.545
2017	Demario Warren	9	3	0	.750 T1	7	1	0	.875
2018	Demario Warren	1	7	0	.125 T2	1	10	0	.091

*Great West Conference

UC DAVIS *Aggies*



UC Davis Health Stadium

Aggie Quick Facts

Location: Davis, Calif.
Enrollment: 38,371
Nickname: Aggies
Colors: Aggie Blue and Gold
Stadium/Capacity: UC Davis Health Stadium (10,849)
Playing Surface: Shaw Sports Turf
Chancellor: Gary S. May
Athletics Director: Kevin Blue
Media Relations: Eric Bankston
Phone: (530) 752-3505 (Office)
 (714) 705-3742 (Cell)
 (530) 752-9367 (Press Box)
 (530) 754-3664 (Fax)
E-mail: elbankston@ucdavis.edu
Web Site: UCDavisAggies.com

Aggie Football Facts

Head Coach: Dan Hawkins
Record at UCD (Years): 15-9 (2)
Overall Record (Years): 126-70-1 (17)
Football Office Phone: (530) 752-0434
2018 Record: 10-3, 7-1 Big Sky
Big Sky Titles: 1
FCS Postseason Record: 1-1
NCAA FCS Championships: None

Aggie Coaching Staff

Head Coach: Dan Hawkins
Assistant HC/RB: Mark Speckman
Defensive Coord.: Robert Tucker
Offensive Coord.: Tim Plough
Inside Linebackers: Isaiah Jackson
Outside Linebackers: Jerry Brady
Defensive Backs: Cha'pelle Brown
Tight Ends/STC: Paul Creighton
Offensive Line: Tim Keane
Defensive Line: Brandon Huppert
Wide Receivers: Cody Hawkins

Aggie Personnel

Offensive Formation: Pro-Set
Defensive Formation: 4-3
Starters Returning (O/D/SP): 9/6/4
Lettermen Returning: 57
Lettermen Lost: 16
Returning All-Conf. Performers: 4

Team Notes

• Dan Hawkins was named the head coach at his alma mater in 2017. Under Hawkins' guidance, the Aggies have won 15 overall and 10 Big Sky games combined since his arrival — surpassing the total number of wins against D-I opponents since football joined the conference in 2012. Hawkins was named the 2018 Eddie Robinson Award winner - an honor given to the top coach in the FCS. He also earned Big Sky Co-Coach of the Year honors.

• UC Davis finished 2018 ranked No. 7 in the STATS FCS Top 25 poll and No. 8 in the AFCA Coaches' poll. It was the first time that UCD earned national rankings in the final polls. The Aggies ranked as high as No. 4 in the STATS FCS poll during the season.

• In their 100th season, the Aggie football program won 10 overall and seven league games, both program highs, which led to a share of the Big Sky Conference championship for the first time in school history.

• The Aggies received the No. 6 seed in their inaugural FCS play-off appearance. UCD knocked off Northern Iowa in the second round with a 23-16 score, to achieve its first undefeated home record as a Division I program and first since the 2002 season.

• UCD's Jake Maier was named the Big Sky Offensive Player of the Year. It was the second straight year an Aggie has won the honor. Maier leads a group of six all-conference Aggies that return in 2019.

2018 Results

Date	Opponent	Result
8/30	at San Jose State	W, 44-38
9/8	San Diego	W, 54-21
9/15	at Stanford	L, 30-10
9/22	Idaho*	W, 44-21
10/6	at Northern Colorado*	W, 49-36
10/13	Idaho State*	W, 44-37
10/20	at Cal Poly*	W, 52-10
10/27	at Montana*	W, 49-21
11/3	Northern Arizona*	W, 42-20
11/10	at Eastern Washington*	L, 59-20
11/17	Sacramento State*	W, 56-13
12/1	Northern Iowa%	W, 23-16
12/8	at Eastern Washington%	L, 34-29

*Big Sky Conference Game
 %FCS Playoffs



Jake Maier
 Senior • QB
 La Habra, Calif.



Nas Anesi
 Senior • LB
 Carson, Calif.



Wes Preece
 Senior • TE
 Rocklin, Calif.



Head Coach

Dan Hawkins

Alma Mater: UC Davis, '84

Years at UCD: Third Season

Record at UCD: 15-9

Career Record (Years): 126-71-1 (17)

Hawkins vs. The Big Sky

School	Won	Lost
CP	2	0
EWU	1	3
UI	1	0
ISU	3	0
UM	1	0
MSU	0	1
NAU	1	1
NC	1	0
PSU	2	0
SAC	1	1
SUU	0	1
UCD	0	0
WSU	0	1

Hawkins Year-by-Year

Year	School	Overall	Conf.
1993	Willamette	5-4	3-2
1994	Willamette	6-3	4-1
1995	Willamette	6-2-1	4-0-1
1996	Willamette	9-2	5-0
1997	Willamette	13-1	5-0
2001	Boise St.	8-4	6-2
2002	Boise St.	12-1	8-0
2003	Boise St.	13-1	8-0
2004	Boise St.	11-1	8-0
2005	Boise St.	9-4	7-1
2006	Colorado	2-10	2-6
2007	Colorado	6-7	4-4
2008	Colorado	5-7	2-6
2009	Colorado	3-9	2-6
2010	Colorado	3-6	2-6
2017	UC Davis	5-6	3-5
2018	UC Davis	10-3	7-1
Totals		126-71-1	80-40-1

2019 UC Davis Schedule

Date	Opponent	Series	Last Meeting
8/31	at Cal	CAL, 7-0	CAL, 52-3 (2010)
9/7	at San Diego	UCD, 6-1	UCD, 54-21 (2018)
9/14	vs. Lehigh	LU, 1-0	LU, 39-30 (1977)
9/21	at North Dakota State	NDSU, 6-4	NDSU, 35-16 (2007)
9/28	vs. Montana*	UM, 7-1	UCD, 49-21 (2018)
10/5	at North Dakota*	UCD, 5-3	UCD, 48-24 (2017)
10/12	vs. Cal Poly*	UCD, 22-20-2	UCD, 52-10 (2018)
10/19	at Southern Utah*	UCD, 11-9	SUU, 47-47 (2017)
10/26	vs. Weber State*	WSU, 4-2	WSU, 41-3 (2017)
11/2	at Portland State*	PSU, 12-5	UCD, 37-14 (2017)
11/16	vs. Montana State*	MSU, 5-1	MSU, 27-13 (2016)
11/23	at Sacramento State*	UCD, 46-20	UCD, 56-13 (2018)

*Big Sky Conference Game
(NC) Non-Conference Game

2018 Team Statistics

TEAM STATISTICS	UCD	OPP				
SCORING	516	356				
Points Per Game	39.7	27.4				
FIRST DOWNS	315	285				
Rushing	100	128				
Passing	187	138				
Penalty	28	19				
RUSHING YARDAGE	2159	2410				
Yards gained rushing	2420	2838				
Yards lost rushing	261	428				
Rushing Attempts	447	590				
Average Per Rush	4.8	4.1				
Average Per Game	166.1	185.4				
TDs Rushing	27	22				
PASSING YARDAGE	4197	3204				
Comp-Att-Int	378-585-13	246-455-17				
Average Per Pass	7.2	7.4				
Average Per Catch	11.1	13.0				
Average Per Game	322.8	246.5				
TDs Passing	37	22				
TOTAL OFFENSE	6356	5614				
Total Plays	1032	1025				
Average Per Play	6.2	5.5				
Average Per Game	488.9	431.8				
KICK RETURNS: #-Yards	47-982	36-588				
PUNT RETURNS: #-Yards	34-184	13-132				
INT RETURNS: #-Yards	17-200	13-296				
KICK RETURN AVERAGE	20.9	16.3				
PUNT RETURN AVERAGE	5.4	10.2				
INT RETURN AVERAGE	11.8	22.8				
FUMBLES-LOST	18-6	14-7				
PENALTIES-Yards	90-772	95-842				
Average Per Game	59.4	64.8				
PUNTS-Yards	71-2893	78-3158				
Average Per Punt	40.7	40.5				
Net punt average	37.5	36.6				
TIME OF POSSESSION/Game	27:20	32:23				
3RD-DOWN Conversions	90/211	82/222				
3rd-Down Pct	43%	37%				
4TH-DOWN Conversions	16/26	15/29				
4th-Down Pct	62%	52%				
SACKS BY-Yards	37-284	16-127				
MISC YARDS	37	0				
TOUCHDOWNS SCORED	67	45				
FIELD GOALS-ATTEMPTS	14-20	13-19				
ON-SIDE KICKS	0-0	2-4				
RED-ZONE SCORES	55-62 89%	45-56 80%				
RED-ZONE TOUCHDOWNS	47-62 76%	33-56 59%				
PAT-ATTEMPTS	62-63 98%	39-41 95%				
ATTENDANCE	42529	95538				
Games/Avg Per Game	5/8506	7/13648				
Neutral Site Games		1/2482				
SCORE BY QUARTERS	1st	2nd	3rd	4th	OT	Total
UC Davis	117	147	96	149	7	516
Opponents	57	109	72	118	0	356

2018 Individual Team Leaders

RUSHING	GP	Att	GAIN	Loss	Net	Avg	TD	Long	Avg/G
GILLIAM, ULONZO	13	186	1018	42	976	5.2	13	46	75.1
THOMAS, TEHRAN	12	102	694	8	686	6.7	6	69	57.2
MODISE, NAMANE	13	50	316	23	293	5.9	2	43	22.5
PASSING	G <td>EFFC<td>Comp-Att-Int<td>Pct<td>Yds<td>TD<td>Long<td>Avg/G</td><td></td></td></td></td></td></td></td>	EFFC <td>Comp-Att-Int<td>Pct<td>Yds<td>TD<td>Long<td>Avg/G</td><td></td></td></td></td></td></td>	Comp-Att-Int <td>Pct<td>Yds<td>TD<td>Long<td>Avg/G</td><td></td></td></td></td></td>	Pct <td>Yds<td>TD<td>Long<td>Avg/G</td><td></td></td></td></td>	Yds <td>TD<td>Long<td>Avg/G</td><td></td></td></td>	TD <td>Long<td>Avg/G</td><td></td></td>	Long <td>Avg/G</td> <td></td>	Avg/G	
MAIER, JAKE	13	141.19	364-557-10	65.4	3931	34	77	302.4	
RECEIVING	G <td>No.<td>Yds<td>Avg<td>TD<td>Long<td>Avg/G</td><td></td><td></td></td></td></td></td></td>	No. <td>Yds<td>Avg<td>TD<td>Long<td>Avg/G</td><td></td><td></td></td></td></td></td>	Yds <td>Avg<td>TD<td>Long<td>Avg/G</td><td></td><td></td></td></td></td>	Avg <td>TD<td>Long<td>Avg/G</td><td></td><td></td></td></td>	TD <td>Long<td>Avg/G</td><td></td><td></td></td>	Long <td>Avg/G</td> <td></td> <td></td>	Avg/G		
DOSS, KEELAN	13	118	1334	11.3	9	43	102.6		
HARRELL, JARED	13	62	896	14.5	5	77	68.9		
GILLIAM, ULONZO	13	57	385	6.8	4	34	29.6		
PREECE, WESLEY	13	29	337	11.6	9	56	25.9		
PUNT RETURNS	No. <td>Yds<td>Avg<td>TD<td>Long</td><td></td><td></td><td></td><td></td></td></td></td>	Yds <td>Avg<td>TD<td>Long</td><td></td><td></td><td></td><td></td></td></td>	Avg <td>TD<td>Long</td><td></td><td></td><td></td><td></td></td>	TD <td>Long</td> <td></td> <td></td> <td></td> <td></td>	Long				
THOMAS, ISAAH	32	160	5.0	0	34				
INTERCEPTIONS	No. <td>Yds<td>Avg<td>TD<td>Long</td><td></td><td></td><td></td><td></td></td></td></td>	Yds <td>Avg<td>TD<td>Long</td><td></td><td></td><td></td><td></td></td></td>	Avg <td>TD<td>Long</td><td></td><td></td><td></td><td></td></td>	TD <td>Long</td> <td></td> <td></td> <td></td> <td></td>	Long				
MOE, MASON	3	61	20.3	0	37				
OLAVE, ISAAH	2	0	0.0	0	0				
PERRYMAN, J.	2	21	10.5	0	13				
KING, DEVON	2	39	19.5	0	24				
WHITE, VINCENT	2	69	34.5	1	48				
THOMAS, ISAAH	1	6	6.0	0	6				
BENNETT, QUINCY	1	0	0.0	0	0				
DUNCAN, ERRON	1	-9	-9.0	0	0				
PEACOCK, CADE	1	4	4.0	0	4				
ANESI, NAS	1	9	9.0	0	9				
GARCIA, TIGER	1	0	0.0	0	0				
KICK RETURNS	No. <td>Yds<td>Avg<td>TD<td>Long</td><td></td><td></td><td></td><td></td></td></td></td>	Yds <td>Avg<td>TD<td>Long</td><td></td><td></td><td></td><td></td></td></td>	Avg <td>TD<td>Long</td><td></td><td></td><td></td><td></td></td>	TD <td>Long</td> <td></td> <td></td> <td></td> <td></td>	Long				
MODISE, NAMANE	35	810	23.1	0	43				
MARTINEZ, RYAN	7	136	19.4	0	29				
SCORING	TD <td>FGS<td>KICK<td>RUSH<td>RCV<td>PASS<td>DXP<td>SAF<td>POINTS</td></td></td></td></td></td></td></td>	FGS <td>KICK<td>RUSH<td>RCV<td>PASS<td>DXP<td>SAF<td>POINTS</td></td></td></td></td></td></td>	KICK <td>RUSH<td>RCV<td>PASS<td>DXP<td>SAF<td>POINTS</td></td></td></td></td></td>	RUSH <td>RCV<td>PASS<td>DXP<td>SAF<td>POINTS</td></td></td></td></td>	RCV <td>PASS<td>DXP<td>SAF<td>POINTS</td></td></td></td>	PASS <td>DXP<td>SAF<td>POINTS</td></td></td>	DXP <td>SAF<td>POINTS</td></td>	SAF <td>POINTS</td>	POINTS
GILLIAM, ULONZO	17	0-0	0-0	0-0	1	0-0	0	0	104
O'ROURKE, MAX	0	13-17	56-57	0-0	0	0-0	0	0	95
DOSS, KEELAN	9	0-0	0-0	0-0	0	0-0	0	0	54
PREECE, WESLEY	9	0-0	0-0	0-0	0	0-0	0	0	54
THOMAS, TEHRAN	8	0-0	0-0	0-0	0	0-0	0	0	48
HARRELL, JARED	5	0-0	0-0	0-0	1	0-0	0	0	32
TOTAL OFFENSE	G <td>PLAYS<td>RUSH<td>PASS<td>TOTAL<td>Avg/G</td><td></td><td></td><td></td></td></td></td></td>	PLAYS <td>RUSH<td>PASS<td>TOTAL<td>Avg/G</td><td></td><td></td><td></td></td></td></td>	RUSH <td>PASS<td>TOTAL<td>Avg/G</td><td></td><td></td><td></td></td></td>	PASS <td>TOTAL<td>Avg/G</td><td></td><td></td><td></td></td>	TOTAL <td>Avg/G</td> <td></td> <td></td> <td></td>	Avg/G			
MAIER, JAKE	13	594	-17	3931	3914	301.1			
GILLIAM, ULONZO	13	186	976	0	976	75.1			
ALL PURPOSE	G <td>RUSH<td>REC<td>PR<td>KOR<td>IR<td>Tot<td>Avg/G</td><td></td></td></td></td></td></td></td>	RUSH <td>REC<td>PR<td>KOR<td>IR<td>Tot<td>Avg/G</td><td></td></td></td></td></td></td>	REC <td>PR<td>KOR<td>IR<td>Tot<td>Avg/G</td><td></td></td></td></td></td>	PR <td>KOR<td>IR<td>Tot<td>Avg/G</td><td></td></td></td></td>	KOR <td>IR<td>Tot<td>Avg/G</td><td></td></td></td>	IR <td>Tot<td>Avg/G</td><td></td></td>	Tot <td>Avg/G</td> <td></td>	Avg/G	
DOSS, KEELAN	13	82	1334	0	0	0	1416	108.9	
GILLIAM, ULONZO	13	976	385	0	0	0	1361	104.7	
MODISE, NAMANE	13	293	46	0	810	0	1149	88.4	

UC DAVIS @UCDFootball

2019 Roster

No.	Name	Pos.	Ht.	Wt.	Cl.	Hometown / Previous School
1	Isaiah THOMAS	DB	5-10	187	Jr.	Van Nuys, Calif. / Chaminade HS '16
2	Jared HARRELL	WR	6-2	200	Jr.	Los Angeles, Calif. / St. John Bosco HS '16
4	Gunnor FAULK	QB	6-0	195	RFr.	Sacramento, Calif. / Christian Brothers HS '18
4	Tiger GARCIA	DB	6-3	184	Sr.	Moraga, Calif. / Campolindo HS '15
6	Carson CRAWFORD	WR	5-10	165	So.	Beaverton, Ore. / Beaverton HS '17
7	Brandyn LEE	DB	6-0	195	Sr.	Canyon Country, Calif. / Chaminade HS '15
8	Nas ANESI	LB	6-1	230	Sr.	Carson, Calif. / St. John Bosco HS '15
9	Khiris VAUGHN	WR	6-1	186	Jr.	Redlands, Calif. / Redlands East Valley HS '16
10	Jaylin WHITE	DB	5-10	158	So.	San Diego, Calif. / Vista Murrieta HS '17
11	Brock JOHNSON	QB	6-2	200	Jr.	Mission Viejo, Calif. / Mission Viejo HS '16
12	Hunter RODRIGUES	QB	6-0	180	So.	Rocklin, Calif. / Whitney HS '16
13	Da'Von FRAZIER	DB	6-1	185	RFr.	Sacramento, Calif. / Elk Grove HS '18
14	Tehran THOMAS	RB	5-11	215	Jr.	Goodyear, Ariz. / Desert Edge HS '17
14	Chris VENABLE	DB	6-2	175	RFr.	Corona, Calif. / Centennial HS '18
15	Jake MAIER	QB	6-0	200	Sr.	La Habra, Calif. / St. Paul HS '15
16	Erron DUNCAN	DB	5-9	200	Jr.	Stockton, Calif. / Westwood Ranch HS '16
17	Justin KRAFT	WR	5-10	170	So.	Lincoln, Calif. / Whitney HS '18
18	Evan PERKINS	DB	5-10	190	So.	San Diego, Calif. / Helix Charter HS '17
19	Niko HARRIS	QB	6-1	200	So.	Agoura Hills, Calif. / Sierra Canyon HS '17
20	Justin POERIO	WR	5-11	160	RFr.	El Dorado Hills, Calif. / Oak Ridge HS '18
21	Devon KING	DB	5-10	165	So.	Richmond, Calif. / De Anza HS '17
22	Amir KNOX	DB	6-0	183	So.	Bakersfield, Calif. / Ridgeview HS '17
23	Jordan PERRYMAN	DB	6-0	191	So.	Hanford, Calif. / Hanford HS '17
24	Marqel MCCOY	DB	6-3	218	Jr.	Pittsburg, Calif. / Concord HS '16
26	Josh JANUSKA	DB	5-9	179	Sr.	Ventura, Calif. / Ventura HS '15
31	Jon AMADI	DB	5-11	180	So.	Roseville, Calif. / Jesuit HS '17
33	Quincy BENNETT	LB	6-1	240	Sr.	Oxnard, Calif. / Westlake HS '15
33	Trever FACEY	RB	5-7	175	RFr.	Sutter, Calif. / Sutter HS '18
34	Ulonzo GILLIAM, JR.	RB	5-9	185	So.	Merced, Calif. / Merced HS '17
35	Khanii LESANE	LB	6-2	193	Jr.	Antelope, Calif. / Antelope HS '16
35	Troy SPENCER	WR	5-9	181	So.	Corona, Calif. / Centennial HS '17
36	Connor AIREY	LB	6-0	215	Jr.	Chino Hills, Calif. / Servite HS '16
37	Daniel WHELAN	K/P	6-5	215	Jr.	Rancho Mirage, Calif. / Rancho Mirage HS '17
38	Matt BLAIR	K/P	6-1	200	Sr.	Moraga, Calif. / Campolindo HS '16
40	Garren O'KEEFE	TE	6-0	220	RFr.	Colfax, Calif. / Colfax HS '18
42	Jake SHIPPY	DB	6-0	185	RFr.	San Clemente, Calif. / San Clemente HS '18
43	Max O'ROURKE	K/P	6-1	178	Sr.	Rocklin, Calif. / Rocklin HS '15
44	Christian SKEPTARIS	TE	6-2	235	Jr.	Scottsdale, Ariz. / Chaparral HS '16
45	Eric FLOWERS	LB	6-1	215	Sr.	Van Nuys, Calif. / Birmingham HS '16
47	Cam TRIMBLE	LB	6-0	220	So.	Westlake Village, Calif. / Westlake HS '17
48	Brandon JAMISON	LB	6-3	238	Sr.	Scottsdale, Ariz. / Chaparral HS '16
49	Pat MILLER	LB	6-2	224	Jr.	San Luis Obispo, Calif. / Mission Prep HS '16
51	Sione ALIKI	DL	6-3	257	Jr.	North Hollywood, Calif. / Calabasas HS '16
52	Logan HUNGRIGE	LB	6-2	235	So.	Sutter, Calif. / Sutter Union HS '17
53	Nick EATON	LB	6-2	215	RFr.	Rocklin, Calif. / Whitney HS '18
55	Montell BLAND	LB	5-11	205	So.	Modesto, Calif. / Central Catholic HS '17
56	Will MARTIN	OL	6-3	290	Sr.	Huntington Beach, Calif. / Brethren Christian HS '14
56	Nico SARALE	OL	6-4	260	RFr.	Oakdale, Calif. / Oakdale HS '18
59	Terrrell SAYLES	LB	6-1	215	Jr.	Corona, Calif. / Santiago HS '16
60	Jake PARKS	OL	6-3	290	So.	Huntington Beach, Calif. / Junipero Serra Catholic HS '18
61	Fabian HUNKIN	DL	6-2	275	So.	Salinas, Calif. / North Salinas HS '17
62	Will GEORGE	OL	6-4	285	So.	Stockton, Calif. / Lincoln HS '17
63	Art SALLUS	OL	6-2	270	RFr.	Pacific Palisades, Calif. / Palisades Charter HS '18
64	Majid FIROOZI	OL	6-4	277	Sr.	Seattle, Wash. / O'Dea HS '15
65	Jordan FORD	OL	6-2	270	RFr.	Fair Oaks, Calif. / Del Campo HS '18
67	Malik BANKS	OL	6-4	260	RFr.	Villa Park, Calif. / Villa Park HS '18
69	Joseph SUANI	DL	6-0	329	RFr.	Hayward, Calif. / Hayward HS '18
70	Colton LAMSON	OL	6-6	285	Jr.	El Dorado Hills, Calif. / Union Mine HS '15
71	De'Andre MORGAN	DL	6-2	280	Jr.	Concord, Calif. / Concord HS '17
72	Riley GALLANT	OL	6-6	300	Sr.	Portland, Ore. / Central Catholic HS '15
73	Nick AMOAH	OL	6-3	290	So.	Davis, Calif. / Davis HS '17
74	Connor PETTEK	OL	6-3	300	So.	Thousand Oaks, Calif. / Thousand Oaks HS '17
75	Charles HAYS	OL	6-4	305	Sr.	La Quinta, Calif. / La Quinta HS '15
78	Joe ALBRECHT	OL	6-9	310	Jr.	South Lake Tahoe, Calif. / South Tahoe HS '16
79	Kooper RICHARDSON	OL	6-6	298	Jr.	Folsom, Calif. / Folsom HS '16
80	Lance BABB II	WR	6-0	195	RFr.	Montebello, Calif. / Schurr HS '18
83	Darius LIVINGSTON	WR	5-11	200	Jr.	Stockton, Calif. / Bear Creek HS '16
87	Wes PREECE	TE	6-5	238	Sr.	Rocklin, Calif. / Rocklin HS '16
88	Matthew HYMAN	TE	6-5	240	Sr.	Santa Rosa, Calif. / Montgomery HS '16
89	Robert SIMKINS	WR	6-0	165	RFr.	San Rafael, Calif. / Terra Linda HS '18
90	Cade PEACOCK	DL	6-3	240	So.	Juanita, Wash. / Eastside Catholic HS '18
91	Nick FEHRENBACH	DL	6-0	253	Sr.	Rancho Santa Margarita, Calif. / Tesoro HS '15
93	Luka NIXON	DL	6-5	230	So.	Sherwood, Ore. / Sherwood HS '17
94	Jordan FRANKLIN	DL	6-1	285	Sr.	Altadena, Calif. / Cathedral HS '15
95	Roland O'CRANSEY	DL	6-4	245	Sr.	Hayward, Calif. / Tenynson HS '15
96	Doug DRAKELEY	DL	6-4	275	Sr.	El Dorado Hills, Calif. / Vista Del Lago HS
97	Andrew WILSON	DL	6-2	300	Jr.	Twentynine Palms, Calif. / Twentynine Palms HS '16
98	John ALOMA	LS	6-0	205	Jr.	Moorpark, Calif. / Simi Valley HS '16
99	Bryce RODGERS	DL	6-3	285	Sr.	East Palo Alto, Calif. / Menlo-Atherton HS '16
	Evan BEARDEN	TE	6-5	240	Fr.	Sonoma, Calif. / Sonoma HS '19
	Jehiel BUDGETT	DB	6-0	185	Fr.	Elk Grove, Calif. / Monterey Trail HS '19
	Chaz DAVIS	WR	6-3	185	Fr.	Stockton, Calif. / Bear Creek HS '19
	Felipe FIGUEROA	RB	6-0	200	Fr.	Stockton, Calif. / Franklin HS '19
	Theo GOODWIN	WR	6-1	180	So.	Anchorage, Alaska / Christian HS '17
	Casey GRANFORS	WR	6-4	205	Fr.	San Diego, Calif. / University City HS '19
	Sean HARLSTON	DB	6-3	205	Fr.	Compton, Calif. / Dominguez HS '19
	Miles HASTINGS	QB	6-1	180	Fr.	San Marcos, Calif. / San Marcos HS '19
	Zach KENNEDY	DB	6-6	245	Fr.	Sammamish, Wash. / Eastlake HS '19
	Sequoia MAGDALENA	DB	6-3	210	Fr.	Sherman Oaks, Calif. / Notre Dame HS '19
	Jordan MONROE	LB	6-0	210	Fr.	Covina, Calif. / Charter Oak HS '19
	Calvin MOUISSET	LB	6-1	210	Fr.	San Juan Capistrano, Calif. / Junipero Serra HS '19
	Orlando ORNELAS	WR	6-0	175	Fr.	Temecula, Calif. / Chaparral HS '19
	Blake THORPE	TE	6-3	225	Fr.	Walnut Creek, Calif. / Las Lomas HS '19
	Trent TOMPKINS	QB	6-0	200	Fr.	Fresno, Calif. / Central HS '19

2019 Team Information

All-Conference Returners

Jake Maier, QB, 1st Team, 3,931 passing yds, 34 TDs, 364 of 557 completions

Wes Preece, TE, 2nd Team, 337 receiving yds, 9 TDs

Jared Harrell, WR, 3rd Team, 896 receiving yds, 5 TDs, 924 all-purpose yds

Ulonzo Gilliam, RB, 3rd Team, 976 rushing yds, 13 TDs, 385 receiving yds, 4 TDs

Other Key Returners

Tehran Thomas, RB, HM, 686 rushing yds, 6 TDs, 147 receiving yds, 2 TDs

Daniel Whelan, P, HM, 2,756 punting yds, Avg. 41.1 yds per punt

Aggies Record by Season


(Since 1980)

Year	Coach	Conference				Rank	Overall			
		W	L	T	PCT		W	L	T	PCT
1980	Jim Sochor	5	0	0	1.000	1	7	2	1	.778
1981	Jim Sochor	4	1	0	.800	T1	6	4	0	.600
1982	Jim Sochor	5	0	0	1.000	1	12	1	0	.923
1983	Jim Sochor	6	0	0	1.000	1	11	1	0	.917
1984	Jim Sochor	6	0	0	1.000	1	9	2	0	.818
1985	Jim Sochor	5	0	0	1.000	1	9	2	0	.818
1986	Jim Sochor	5	0	0	1.000	1	7	2	0	.778
1987	Jim Sochor	5	0	0	1.000	1	8	2	0	.800
1988	Jim Sochor	5	0	0	1.000	1	7	3	1	.700
1989	Bob Foster	5	0	0	1.000	1	8	3	0	.727
1990	Bob Foster	5	0	0	1.000	1	7	3	0	.700
1991	Bob Foster	3	2	0	.600	2	7	3	0	.700
1992	Bob Foster	5	0	0	1.000	1	8	2	1	.800
1993	Bob Biggs	3	1	0	.750	T1	10	2	0	.833
1994	Bob Biggs	-	-	-	-	-	6	4	0	.600
1995	Bob Biggs	-	-	-	-	-	6	3	1	.667
1996	Bob Biggs	-	-	-	-	-	8	5	0	.615
1997	Bob Biggs	-	-	-	-	-	9	5	0	.643
1998	Bob Biggs	-	-	-	-	-	10	2	0	.833
1999	Bob Biggs	-	-	-	-	-	10	2	0	.833
2000	Bob Biggs	-	-	-	-	-	12	1	0	.923
2001	Bob Biggs	-	-	-	-	-	10	3	0	.769
2002	Bob Biggs	-	-	-	-	-	9	3	0	.750
2003	Bob Biggs	-	-	-	-	-	6	4	0	.600
*2004	Bob Biggs	3	2	0	.600	2	6	4	0	.600
*2005	Bob Biggs	4	1	0	.800	T1	6	5	0	.545
*2006	Bob Biggs	2	3	0	.400	4	6	5	0	.545
*2007	Bob Biggs	1	3	0	.250	4	5	6	0	.454
*2008	Bob Biggs	2	1	0	.667	2	5	7	0	.417
*2009	Bob Biggs	3	1	0	.750	1	6	5	0	.545
*2010	Bob Biggs	3	1	0	.750	2	6	5	0	.545
*2011	Bob Biggs	1	3	0	.250	T4	4	7	0	.364
2012	Bob Biggs	3	5	0	.375	T8	4	7	0	.364
2013	Ron Gould	5	3	0	.626	T4	5	7	0	.417
2014	Ron Gould	1	7	0	.125	13	2	9	0	.182
2015	Ron Gould	2	6	0	.250	11	2	9	0	.182
2016	Ron Gould	2	6	0	.250	T9	3	8	0	.272
2017	Dan Hawkins	3	5	0	.375	8	5	6	0	.454
2018	Dan Hawkins	7	1	0	.875	T1	10	3	0	.769

*Great West Conference



WEBER STATE *Wildcats*



Stewart Stadium

Wildcat Quick Facts

Location: Ogden, Utah
Enrollment:
Nickname: Wildcats
Colors: Purple and White
Stadium/Capacity: Stewart Stadium (17,500)
Playing Surface: FieldTurf
President: Brad L. Mortensen
Interim Athletics Director: Tim Crompton
Media Relations: Paul Grua
Phone: (801) 626-7414 (Office)
 (801) 452-3811 (Cell)
 (801) 626-6588 (Press Box)
E-mail: pgrua@weber.edu
Web Site: WeberStateSports.com

Wildcat Football Facts

Head Coach: Jay Hill
Record at WSU (Years): 36-26 (5)
Overall Record (Years): Same
Football Office: (801) 626-6500
2018 Record: 10-3, 7-1 Big Sky
Big Sky Titles: Four/1965, 1968, 2008, 2017, 2018
FCS Postseason Record: 5-6
NCAA FCS Championships: None

Wildcat Football Staff

Head Coach: Jay Hill
Associate Head Coach/OL: Brent Myers
Offensive Coordinator/WR: Dave Schramm
Defensive Line: Kite Afeaki
Safeties: Joe Dale
Running Backs: Quinton Ganther
Wide Receivers: Jared Ursua
Outside Linebackers: Grant Duff
Inside Linebackers: Matt Hammer
Director of Football Operations: Derrick Luken

Wildcat Personnel

Offensive Formation: 21 personnel
Defensive Formation: 4-3
Starters Returning: (O/D/SP): 8/4/2
Lettermen Returning: 39
Lettermen Lost: 19
Returning All-Conf. Performers: 8


Team Notes

- Weber State is coming off back-to-back Big Sky titles with a 7-1 record and have advanced to the FCS Playoffs each of the past three seasons. Head Coach Jay Hill led Weber State to its second straight season with 10-plus wins.
- The Wildcats finished ranked No. 6 in the final poll of the season and have returned to the Top 10 in various preseason polls.
- The Wildcats earned the league's automatic bid to the FCS Playoffs where they defeated Southeast Missouri in the second round. The Wildcats were the No. 2 overall seed in the field.
- Weber State led all league schools with 13 First Team All-Big Sky honorees and 19 accolades total. Offensive guard Ty Whitworth, running back Josh Davis, kick returner/wide receiver Rashid Shaheed, defensive end Jonah Williams, and defensive end Adam Rodriguez are all returning all-conference first team selections from a year ago.
- Davis, the 2018 STATS FCS Jerry Rice Award winner, returns for the Wildcats after a stellar rookie campaign in which he won top FCS and Big Sky Freshman of the Year honors.
- The Wildcats return six of their top seven rushers that accumulated a total of 1,630 yards. Four of the top five players in receiving yards return for Weber State with 1,246 total yards.

2018 Results

Date	Opponent	Result
8/30	at Utah	L, 41-10
9/8	at Cal Poly (NC)	W, 24-17
9/15	#22 South Dakota	W, 27-10
9/22	Northern Colorado*	W, 45-28
10/6	at Northern Arizona*	L, 28-24
10/13	#3 Eastern Washington*	W, 14-6
10/20	Montana State*	W, 34-24
10/27	at #22 North Dakota*	W, 35-30
11/3	Sacramento State*	W, 26-14
11/10	at Southern Utah*	W, 31-18
11/17	at Idaho State*	W, 26-13
12/1	#20 SE Missouri%	W, 48-23
12/7	#12 Maine%	L, 23-18

*Big Sky Conference Game
 %FCS Playoffs



Jonah Williams
 Senior • DE
 Meridian, Idaho



Rashid Shaheed
 Junior • WR/KR
 San Diego, Calif.



Josh Davis
 Sophomore • RB
 Sandy, Utah



Head Coach

Jay Hill

Alma Mater: Utah, '00
Years at WSU: Sixth Season
Record at WSU: 36-26
Career Record (Years): Same

Hill vs. The Big Sky

School	Won	Lost
CP	3	1
EWU	2	1
UI	-	-
ISU	4	1
UM	2	0
MSU	3	1
UND	2	1
NAU	0	4
NC	3	0
PSU	1	1
SAC	5	1
SUU	3	3
UCD	3	0

Hill Year-by-Year

Year	School	Overall	Conf.
2014	WSU	2-10	2-6
2015	WSU	6-5	5-3
2016	WSU	7-5	6-2
2017	WSU	11-3	7-1
2018	WSU	10-3	7-1
Totals		36-26	27-13

2019 Weber State Schedule

Date	Opponent	Series	Last Meeting
8/31	at San Diego State	SDSU, 2-0	L, 58-12 (1967)
9/7	vs. Cal Poly	WSU, 8-6	W, 24-17 (2018)
9/14	at Nevada	NEV, 9-6	W, 47-30 (1993)
9/28	vs. Northern Iowa	UNI, 2-1	L, 38-21 (1991)
10/5	at Idaho	UI, 19-13	W, 25-19 (1995)
10/12	vs. Southern Utah	WSU, 18-7	W, 31-18 (2018)
10/19	vs. Northern Arizona	Tied, 26-26	L, 28-24 (2018)
10/26	at UC Davis	WSU, 4-2	W, 41-3 (2017)
11/2	at Sacramento State	WSU, 15-8	W, 26-14 (2018)
11/9	vs. North Dakota	WSU, 3-1	W, 35-30 (2018)
11/16	at Montana	UM, 40-15	W, 41-27 (2017)
11/23	vs. Idaho State	WSU, 43-14	W, 26-13 (2018)

*Big Sky Conference Game
 (NC) Non-Conference Game

2018 Team Statistics

TEAM STATISTICS	WSU	OPP
SCORING	362	275
Points Per Game	27.8	21.2
FIRST DOWNS	221	218
Rushing	88	82
Passing	110	106
Penalty	23	30
RUSHING YARDAGE	1827	1597
Yards gained rushing	2220	2024
Yards lost rushing	393	427
Rushing Attempts	491	459
Average Per Rush	3.7	3.5
Average Per Game	140.5	122.8
TDs Rushing	19	12
PASSING YARDAGE	2348	2554
Comp-Att-Int	230-394-14	220-412-18
Average Per Pass	6.0	6.2
Average Per Catch	10.2	11.6
Average Per Game	180.6	196.5
TDs Passing	19	16
TOTAL OFFENSE	4175	4151
Total Plays	885	871
Average Per Play	4.7	4.8
Average Per Game	321.2	319.3
KICK RETURNS: #-Yards	34-874	30-595
PUNT RETURNS: #-Yards	38-451	10-52
INT RETURNS: #-Yards	18-260	14-160
KICK RETURN AVERAGE	25.7	19.8
PUNT RETURN AVERAGE	11.9	5.2
INT RETURN AVERAGE	14.4	11.4
FUMBLES-LOST	20-8	16-12
PENALTIES-Yards	80-766	80-707
Average Per Game	58.9	54.4
PUNTS-Yards	80-3214	87-3711
Average Per Punt	40.2	42.7
Net punt average	39.0	35.2
TIME OF POSSESSION/Game	32:06	27:54
3RD-DOWN Conversions	53/186	50/188
3rd-Down Pct	28%	27%
4TH-DOWN Conversions	12/18	14/29
4th-Down Pct	67%	48%
SACKS BY-Yards	40-258	27-183
MISC YARDS	-10	71
TOUCHDOWNS SCORED	44	35
FIELD GOALS-ATTEMPTS	19-29	12-14
ON-SIDE KICKS	0-0	0-2
RED-ZONE SCORES	44-52 85%	25-32 78%
RED-ZONE TOUCHDOWNS	30-52 58%	16-32 50%
PAT-ATTEMPTS	37-38 97%	27-31 87%
ATTENDANCE	57817	88150
Games/Avg Per Game	7/8260	6/14692
Neutral Site Games		0/0

SCORE BY QUARTERS	1st	2nd	3rd	4th	OT	Total
Weber State	76	120	97	69	-	362
Opponents	41	76	95	63	-	275

2018 Individual Team Leaders

RUSHING	GP	Att	GAIN	Loss	NET	Avg	TD	LONG	Avg/G
DAVIS, JOSH	12	250	1419	57	1362	5.4	9	95	113.5
GARRETT, T.	7	88	377	29	348	4.0	3	48	49.7

PASSING	G	EFFC	Comp-Att-Int	Pct	Yds	TD	Lng	Avg/G
CONSTANTINE, J.	12	125.70	208-341-12	61.0	2205	18	69	183.8
JENKS, KADEN	6	55.99	18-48-2	37.5	114	1	27	19.0

RECEIVING	G	No.	Yds	Avg	TD	LONG	Avg/G
SHAHEED, RASHID	13	41	442	10.8	5	46	34.0
DENBY, DARRYL	11	38	541	14.2	7	69	49.2
COOLEY, DEVON	12	33	403	12.2	2	34	33.6

PUNT RETURNS	No.	Yds	Avg	TD	LONG
SHAHEED, RASHID	21	212	10.1	0	44
DAVIS, JOSH	14	224	16.0	1	75

INTERCEPTIONS	No.	Yds	Avg	TD	LONG
STICE, LANDON	5	79	15.8	0	31
BENJAMIN, K.	5	41	8.2	0	20
PREATOR, JORDAN	3	107	35.7	1	52
SMITH, PRESTON	1	27	27.0	0	27
MAXWELL, JEREMY	1	6	6.0	0	6
COLLINS, MARQUE	1	0	0.0	0	0
TOIA, LeGRAND	1	0	0.0	0	0
HARRISON, J.	1	0	0.0	0	0

KICK RETURNS	No.	Yds	Avg	TD	LONG
SHAHEED, RASHID	19	651	34.3	2	100
TESCH, AUSTON	9	144	16.0	0	24

SCORING	TD	FGs	Kick	RUSH	Rcv	PASS	DXP	SAF	POINTS
TUTTLE, TROY	0	19-29	37-38	0-0	0	0-1	0	0	94
DAVIS, JOSH	10	0-0	0-0	0-0	0	0-0	0	0	60
SHAHEED, RASHID	7	0-0	0-0	0-0	0	0-0	0	0	42
DENBY, DARRYL	7	0-0	0-0	0-0	0	0-0	0	0	42

TOTAL OFFENSE	G	PLAYS	RUSH	PASS	TOTAL	Avg/G
CONSTANTINE, J.	12	387	-108	2205	2097	174.8
DAVIS, JOSH	12	250	1362	0	1362	113.5

ALL PURPOSE	G	RUSH	REC	PR	KOR	IR	Tot	Avg/G
DAVIS, JOSH	12	1362	193	224	0	0	1779	148.2
SHAHEED, RASHID	13	7	442	212	651	0	1312	100.9

WEBER STATE @WeberStateFB

2019 Roster

No.	Name	Pos.	Ht.	Wt.	Cl.	Hometown (Previous School)
1	David Jones	CB	5-10	170	Jr.	Pleasant Hill, CA (College Park)
2	Marque Collins	CB	6-0	160	So.	Sacramento, CA (Cosumnes Oaks)
3	Devon Cooley	WR	6-1	175	So.	Los Angeles, CA (Buena Park)
4	Kevin Smith	RB	6-0	200	Jr.	Fairfield, CA (Vanden)
5	Eddie Heckard	CB	5-10	185	So.	Las Vegas, NV (Desert Pines)
6	Brody Burke	S	6-0	190	So.	Salt Lake City, UT (Skyline)
7	Preston Smith	S	5-11	185	Jr.	Gilbert, AZ (Mesquite)
8	Jake Constantine	QB	6-2	200	Jr.	Camarillo, CA (Boise St./Ventura Coll.)
9	Adam Rodriguez	DL	6-2	240	Sr.	Springville, UT (Springville)
11	Kaden Jenks	QB	6-2	215	So.	Royal City, WA (Royal City)
12	Fred Dangtuw	CB	6-1	165	RfR.	Lakewood, WA (Lakes)
13	Noah Vaea	LB	5-11	220	So.	Herriman, UT (Herriman)
14	Desmond Williams	S	5-11	205	Jr.	Corona, CA (Boise State)
15	Raoul Johnson	DE	6-2	220	So.	Boise, ID (Bishop Kelly)
16	Kylan Weisser	QB	6-3	190	RfR.	Glendale, AZ (Notre Dame Prep)
17	Ty MacPherson	WR	6-0	185	So.	Highland, UT (Lone Peak)
18	AJ Allen	WR	6-1	170	So.	Cerritos, CA (Buena Park)
19	David Ames	WR	5-10	190	Jr.	Idaho Falls, ID (Skyline)
20	Josh Davis	RB	5-9	195	So.	Sandy, UT (Alta)
21	Maxwell Anderson	CB	5-11	170	Fr.	Hayward, CA (Moreau Catholic)
22	Rashid Shaheed	WR	6-0	175	Jr.	San Diego, CA (Mt. Carmel)
23	Daniel Wright Jr.	RB	5-11	210	Jr.	Vacaville, CA (American River College)
24	Jakobe Harris	CB	6-3	190	Fr.	New Orleans, LA (Tennysen (CA))
25	Cameron Hansen	RB	6-2	210	Jr.	Taylorville, UT (Juan Diego)
26	Jacob Sharp	CB	6-1	170	Fr.	Vallejo, CA (Bethel)
27	Kris Jackson	RB	5-10	240	RfR.	Mesa, AZ (Mesa)
28	Dontae McMillan	RB	5-11	185	Fr.	Seattle, WA (Chief Sealth)
29	Riley Erickson	P	6-0	190	So.	Chandler, AZ (Deseret Vista/UNLV)
30	Hayden Cowden	K	6-2	185	So.	Twin Falls, ID (Portland State)
31	Justin Haase	Ath.	6-1	210	Fr.	Puyallup, WA (Puyallup)
33	Spencer Niutupuivaha	S	6-1	195	So.	Provo, UT (Timpview)
34	Clay Moss	FB	6-0	210	Jr.	Sandy, UT (Jordan)
35	Conner Mortensen	LB	6-0	210	Jr.	Overton, NV (Moapa Valley)
36	Josh Carter	LS	6-2	230	Fr.	North Ogden, UT (Weber)
37	Naseme Colvin	LB	6-1	200	RfR.	Richmond, CA (Skyline)
38	Ty Hinds	S	5-11	190	So.	Kaysville, UT (Davis)
39	Mitchell Maxfield	LB	6-0	185	Fr.	Emmett, ID (Emmett)
40	Andrew Dean	DE	6-3	250	RfR.	Smithfield, UT (Sky View)
40	Doug Lloyd	P	5-10	210	Sr.	Mount Gambier, Australia
42	Jordan Lutui	DL	6-3	270	RfR.	West Valley City, UT (Hunter)
43	Winston Reid	LB	6-1	222.5	So.	West Jordan, UT (Copper Hills)
44	George Tarias	DE	6-4	245	So.	Boise, ID (Borah)
45	Peni Mobley	LB	6-1	215	Fr.	Herriman, UT (Herriman)
46	BJ Tafalele	LB	6-3	230	Jr.	South Jordan, UT (Bingham)
47	Trey Tuttle	K	5-9	190	Jr.	Arlington, TX (Martin)
48	McKade Mitton	LB	6-4	245	So.	Tremonton, UT (Bear River)
49	Aaron Sessions	LS	5-11	170	So.	Sheridan, WY (Sheridan)
50	Jayden Palauni	DL	6-3	295	Jr.	Salt Lake City, UT (Highland)
51	Chris Faauimu	OL	6-4	300	RfR.	Federal Way, WA (Cerritos CC)
52	Fusi Teisina	DT	6-0	290	RfR.	Salt Lake City, UT (East)
53	Auston Tesch	LB	6-2	240	Sr.	Eden, UT (Weber)
54	Breckin Gunter	LB	6-0	220	Jr.	Brigham City, UT (Box Elder)
55	Sherwin Lavaka	LB	6-1	225	Jr.	Kearns, UT (Snow JC)
56	Tyler Downs	OL	6-6	320	Jr.	Smithfield, UT (Sky View)
57	Tevita Tautouli	OL	6-4	315	RfR.	West Valley City, UT (Hunter)
58	Brandt Opheikens	LB	6-3	210	Fr.	Pleasant View, UT (Weber)
59	Cole McGinnis	OL	6-4	300	Jr.	Gooding, ID (Gooding)
65	Gordon Moimoi	OL	6-1	310	So.	Maplewood, MN (Timpview (UT))
66	Hyrum Tapusoa	OL	6-5	325	So.	West Valley City, UT (Granger)
69	Chinosa Opara	OL	6-9	270	RfR.	Draper, UT (Juan Diego)
71	Ben Bos	OL	6-3	285	Jr.	Heber City, UT (Wasatch)
72	Zeke Birch	DL	6-4	290	Fr.	Rexburg, ID (Madison)
73	Xavier Stilson	OL	6-7	290	Sr.	Layton, UT (Layton)
74	George Barrera	OL	6-5	270	RfR.	Boise, ID (Borah)
75	Ty Whitworth	OL	6-4	295	Jr.	Temecula, CA (Linfield Christian)
76	Creston Cooledge	OL	6-5	270	So.	Surprise, AZ (Valley Vista)
77	Trevor Szilagyi	OL	6-4	280	RfR.	Monument, CO (Valor Christian)
78	Robert Geoffrion	OL	6-4	290	RfR.	Newbury Park, CA (Newbury Park)
79	Noah Atagi	OL	6-4	280	RfR.	Washington Terrace, UT (Bonneville)
80	Haze Hadley	WR	5-7	155	Fr.	Taylor, UT (Fremont)
81	Isiah Jackson	WR	6-0	200	Jr.	Sandy, UT (Jordan)
82	Dewayne Dixon	WR	6-3	185	So.	Richmond, CA (Salesian)
83	John Abercrombie	WR	5-11	175	RfR.	Salt Lake City, UT (West)
84	Martrel Holmes	WR	6-0	175	Jr.	San Marcos, CA (Mission Hills)
85	Blake Bartschi	TE	6-5	195	Fr.	St. Anthony, ID (Skyline)
86	Dalini Jamison	TE	6-5	230	RfR.	West Jordan, UT (West Jordan)
88	Justin Malone	TE	6-4	225	So.	Milpitas, CA (Bellarmine)
89	Jon Christensen	WR	6-1	195	RfR.	Highland, UT (Lone Peak)
90	Jordan Strate	DE	6-1	245	RfR.	Kaysville, UT (Davis)
91	Jared Schiess	DL	6-3	280	Jr.	Manti, UT (Manti)
92	Kawika Tupuola	DE	6-1	250	Sr.	Farmington, UT (Davis)
93	Sione Lapuaho	DL	6-2	270	So.	West Valley City, UT (
94	Jonah Williams	DE	6-5	270	Sr.	Meridian, ID (Rocky Mountain)
95	David Rasmussen	DL	6-8	225	Fr.	American Fork, UT (American Fork)
96	Hayden Meacham	TE	6-4	235	RfR.	Layton, UT (Layton)
97	Logan Lutui	DE	6-1	230	Fr.	West Valley City, UT (Hunter)
98	Kalisi Moli	DL	6-1	280	So.	West Valley City, UT (Herriman)
99	Doug Schiess	DL	6-3	260	RfR.	Manti, UT (Manti)
	Terryn Berry	QB	6-2	185	RfR.	Redmond, WA (Redmond)
	Jacques Carter	CB	5-11	190	Sr.	Bogalusa, LA (College of Idaho)
	Akil Edwards	CB	6-0	165	Fr.	Vallejo, CA (St. Patrick/St. Vincent)
	Wyatt Ekblad	LB	6-0	220	RfR.	Morgan, UT (Morgan)
	Jon Hunt	TE	6-3	240	Fr.	Layton, UT (Layton)
	McKay Meidlinger	QB	6-6	205	Fr.	West Valley City, UT (Hunter)
	Kalvin Stewart	LB	6-2	205	RfR.	Star, ID (Eagle)
	Fabrizio Umetelli	CB	6-0	185	RfR.	Layton, UT (Italy)

2019 Team Information

All-Conference Returners

Ty Whitworth, OG, 1st Team, Started all 13 games

Josh Davis, RB, 1st Team, 1,362 rushing yds, 9 TDs, 1,779 all-purpose yds

Rashid Shaheed, PR/FR, 1st Team, 442 receiving yds, 5 TDs, 1,312 all-purpose yds

Jonah Williams, DE, 1st Team, 42 tackles, 7.0 TFL, 1 FF

Adam Rodriguez, DE, 1st Team, 61 tackles, 15.0 TFL, 7.0 sacks, 3 PD, 1 FF, 1 FR

Trey Tuttle, K, 2nd Team, 19-29 FGs, 37 PATs, Avg. 60.5 yds per kickoff

Doug Lloyd, P, 2nd Team, Avg. 40.1 yds per punt, 80 punts for 3,214

Auston Tesch, OLB, 3rd Team, 41 tackles, 5.0 TFL, 1.5 sacks, 2 PBUs

Other Key Returners

Ben Bos, C, HM, Started all 13 games

Wildcats Record by Season (Since Inception of the BigSky)

Year	Coach	Conference			PCT	Rank	Overall			PCT
		W	L	T			W	L	T	
1963	Wally Nalder	1	2	0	.333	3	6	4	0	.667
1964	Wally Nalder	0	3	0	.000	4	2	6	0	.250
1965	Sark Arslanian	3	1	0	.750	T1	8	1	0	.889
1966	Sark Arslanian	2	2	0	.500	3	6	3	0	.667
1967	Sark Arslanian	2	2	0	.500	T2	6	4	0	.600
1968	Sark Arslanian	3	1	0	.750	T1	7	2	0	.778
1969	Sark Arslanian	3	1	0	.750	2	6	4	0	.600
1970	Sark Arslanian	3	3	0	.500	T3	5	5	1	.500
1971	Sark Arslanian	3	2	1	.583	4	7	2	1	.750
1972	Sark Arslanian	2	4	0	.333	6	5	5	0	.500
1973	Dick Gwinn	2	4	0	.333	T4	3	8	0	.273
1974	Dick Gwinn	1	5	0	.167	7	4	7	0	.364
1975	Dick Gwinn	1	4	1	.250	6	1	9	1	.136
1976	Dick Gwinn	1	5	0	.167	6	2	9	0	.182
1977	Pete Riehlman	2	4	0	.333	T4	4	6	0	.400
1978	Pete Riehlman	2	4	0	.333	T5	4	7	0	.364
1979	Pete Riehlman	3	4	0	.428	T3	3	8	0	.272
1980	Pete Riehlman	4	4	0	.500	T3	4	7	0	.363
1981	Mike Price	4	3	0	.571	T4	7	4	0	.636
1982	Mike Price	2	5	0	.285	7	4	7	0	.363
1983	Mike Price	3	4	0	.428	T5	6	5	0	.545
1984	Mike Price	3	4	0	.428	6	5	6	0	.454
1985	Mike Price	4	3	0	.571	4	6	5	0	.545
1986	Mike Price	2	5	0	.285	6	3	8	0	.272
1987	Mike Price	7	1	0	.875	2	10	3	0	.769
1988	Mike Price	4	4	0	.500	4	5	6	0	.454
1989	Dave Arslanian	1	7	0	.125	9	3	8	0	.273
1990	Dave Arslanian	3	5	0	.375	7	5	6	0	.454
1991	Dave Arslanian	6	2	0	.750	3	8	4	0	.667
1992	Dave Arslanian	4	3	0	.571	3	6	5	0	.545
1993	Dave Arslanian	3	4	0	.428	5	7	4	0	.636
1994	Dave Arslanian	2	5	0	.286	T6	5	6	0	.454
1995	Dave Arslanian	4	3	0	.571	T2	6	5	0	.545
1996	Dave Arslanian	5	3	0	.625	T3	7	4	0	.636
1997	Dave Arslanian	4	4	0	.500	T4	6	5	0	.545
1998	Jerry Graybeal	4	4	0	.500	T4	6	5	0	.545
1999^	Jerry Graybeal	3	5	0	.400	7	4	7	0	.363
2000	Jerry Graybeal	5	3	0	.625	T2	7	4	0	.636
2001	Jerry Graybeal	2	5	0	.286	6	3	8	0	.273
2002	Jerry Graybeal	1	6	0	.143	8	3	8	0	.273
2003	Jerry Graybeal	4	3	0	.571	T4	8	4	0	.667
2004	Jerry Graybeal	1	6	0	.142	8	1	10	0	.091
2005	Ron McBride	4	3	0	.571	T4	6	5	0	.545
2006	Ron McBride	3	5	0	.375	T6	4	7	0	.364
2007	Ron McBride	4	4	0	.500	T4	5	6	0	.455
2008	Ron McBride	7	1	0	.875	T1	10	4	0	.713
2009	Ron McBride	6	2	0	.750	T2	7	5	0	.583
2010	Ron McBride	5	3	0	.625	T3	6	5	0	.545
2011	Ron McBride	5	3	0	.625	T3	5	6	0	.455
2012	Jody Sears	2	6	0	.250	T11	2	9	0	.182
2013	Jody Sears	1	7	0	.125	T12	2	10	0	.167
2014	Jay Hill	2	6	0	.250	T10	2	10	0	.167
2015	Jay Hill	5	3	0	.600	T4	6	5	0	.545
2016	Jay Hill	6	2	0	.750	3	7	5	0	.583
2017	Jay Hill	7	1	0	.875	T1	11	3	0	.786
2018	Jay Hill	7	1	0	.875	T1	10	3	0	.769

Every Down. Every Day.™

The FCS season provides more than 11,000 student-athletes with the opportunity to play Division I Football while working toward an academic degree. FCS schools celebrate opportunity and excellence through student-athlete success on the field and in the classroom.

The commitment of FCS student-athletes is evident "every down, every day" as they strive to develop leadership, confidence, discipline, teamwork and other life skills.

NCAA.com/fcs



CONFERENCE GAMES

	W	L	T	Pct.
Nevada#	68	28	0	.708
Boise State*+##	114	60	1	.651
Southern Utah	33	24	0	.646
Montana%	238	133	1	.644
Idaho&	122	76	3	.632
Eastern Washington^	155	92	0	.619
Cal Poly	30	26	0	.542
Cal State Northridge!*	21	19	0	.525
Montana State!	201	181	1	.524
North Dakota#	23	25	0	.479
Northern Arizona*@!	164	184	0	.472
Weber State!	183	200	2	.469
Portland State	73	106	0	.409
Sacramento State	64	114	0	.374
UC Davis	23	33	0	.333
Idaho State!	116	266	0	.297
Northern Colorado	22	82	0	.208

ALL GAMES

	W	L	T	Pct.
Nevada#	111	46	1	.706
Boise State*##	202	99	2	.667
Montana%	378	242	2	.610
Eastern Washington	228	153	1	.590
Southern Utah	40	42	0	.549
Idaho	203	169	3	.547
Montana State!	316	305	1	.507
Cal State Northridge\$!*	28	28	0	.500
Northern Arizona*!	268	271	0	.499
Cal Poly	39	42	0	.486
Weber State!	297	316	3	.478
North Dakota#	32	36	0	.471
Portland State	111	147	0	.433
Sacramento State	93	158	0	.378
Idaho State!	218	379	3	.362
UC Davis	31	49	0	.313
Northern Colorado	35	109	0	.248

+Includes 1970 loss to Long Beach State counted as a Big Sky game. @Includes 1970 loss to New Mexico State; 1971 loss to Drake; and 1977 win over Cal State Fullerton counted as Big Sky games. &Includes 1977 loss to Pacific counted as a Big Sky game

*Records are for the period since 1970 when Boise State and Northern Arizona became league members

#Records are for when these schools were league members

^Records are for the period since 1987 when Eastern Washington became a league member

\$Forfeited two wins in 1997 due to use of ineligible player

!Northern Arizona forfeited games to Cal State Northridge, Idaho State, Montana State and Weber State in 1999 for use of an ineligible player

%Montana vacated two conference, five overall wins and a loss in 2011 due to use of ineligible player

COMPOSITE BIG SKY CONFERENCE NON-LEAGUE FOOTBALL RECORDS

Season	W	L	T	Pct.	Season	W	L	T	Pct.	Season	W	L	T	Pct.
2018	14	19	0	.424	1999	16	13	0	.552	1980	15	14	1	.516
2017	13	22	0	.371	1998	16	12	0	.571	1979	13	17	0	.433
2016	19	22	0	.463	1997	16	16	0	.500	1978	15	17	0	.468
2015	18	21	0	.461	1996	21	11	0	.656	1977	18	17	0	.514
2014	19	28	0	.404	1995	25	11	0	.694	1976	18	16	1	.529
2013	21	27	0	.438	1994	30	9	0	.769	1975	14	18	0	.438
2012	20	18	0	.526	1993	26	9	0	.743	1974	15	18	0	.455
2011	10	18	0	.357	1992	16	17	0	.485	1973	14	23	0	.371
2010	16	15	0	.561	1991	17	12	1	.583	1972	18	19	0	.486
2009	15	17	0	.469	1990	25	10	0	.714	1971	27	11	0	.711
2008	18	18	0	.500	1989	14	15	0	.483	1970	20	21	1	.488
2007	11	20	0	.355	1988	15	15	1	.500	1969	14	16	0	.467
2006	11	20	0	.355	1987	15	11	1	.574	1968	14	13	0	.519
2005	16	18	0	.471	1986	18	14	0	.563	1967	15	15	0	.500
2004	17	21	0	.447	1985	18	17	0	.514	1966	12	16	0	.429
2003	24	12	0	.667	1984	20	13	1	.603	1965	13	14	1	.482
2002	23	12	0	.657	1983	18	17	0	.514	1964	16	19	0	.457
2001	19	14	0	.576	1982	17	16	0	.515	1963	16	15	0	.516
2000	18	14	0	.563	1981	25	9	0	.735					

Year	BSU	CSUN	CP	EWU	UI	ISU	UM	MSU	UN	UND	NAU	NC	PSU	SAC	SUU	UCD	WSU
1963	-	-	-	-	DNQ	1	4	2	-	-	-	-	-	-	-	-	3
1964	-	-	-	-	DNQ	2	3	1	-	-	-	-	-	-	-	-	4
1965	-	-	-	-	T1	T4	3	T4	-	-	-	-	-	-	-	-	T1
1966	-	-	-	-	2	T4	T4	1	-	-	-	-	-	-	-	-	3
1967	-	-	-	-	T2	5	T2	1	-	-	-	-	-	-	-	-	T2
1968	-	-	-	-	T1	4	5	T1	-	-	-	-	-	-	-	-	T1
1969	-	-	-	-	4	3	1	5	-	-	-	-	-	-	-	-	2
1970	T3	-	-	-	T3	2	1	6	-	-	7	-	-	-	-	-	T3
1971	2	-	-	-	1	5	3	7	-	-	6	-	-	-	-	-	4
1972	T3	-	-	-	5	2	T3	1	-	-	7	-	-	-	-	-	6
1973	1	-	-	-	DNQ	6	T4	2	-	-	3	-	-	-	-	-	T4
1974	1	-	-	-	3	6	4	2	-	-	5	-	-	-	-	-	7
1975	1	-	-	-	T4	T2	T4	T2	-	-	7	-	-	-	-	-	6
1976	5	-	-	-	2	7	4	1	-	-	3	-	-	-	-	-	6
1977	1	-	-	-	T4	T4	7	3	-	-	2	-	-	-	-	-	T4
1978	4	-	-	-	T5	7	T2	T2	-	-	1	-	-	-	-	-	T5
1979	DNQ	-	-	-	T5	7	T5	1	2	-	T3	-	-	-	-	-	T3
1980	1	-	-	-	T2	T4	8	T6	T2	-	T6	-	-	-	-	-	T4
1981	2	-	-	-	8	1	3	7	T4	-	6	-	-	-	-	-	T4
1982	4	-	-	-	T2	8	1	T2	T5	-	T5	-	-	-	-	-	7
1983	T3	-	-	-	T3	2	T5	8	1	-	7	-	-	-	-	-	T5
1984	T3	-	-	-	T3	T3	8	1	2	-	7	-	-	-	-	-	6
1985	3	-	-	-	1	5	6	8	2	-	7	-	-	-	-	-	4
1986	5	-	-	-	3	8	4	7	1	-	2	-	-	-	-	-	6
1987	4	-	-	8	1	7	3	9	5	-	6	-	-	-	-	-	2
1988	3	-	-	8	1	9	2	6	7	-	4	-	-	-	-	-	5
1989	4	-	-	5	1	7	2	8	3	-	6	-	-	-	-	-	9
1990	3	-	-	8	2	9	4	5	1	-	6	-	-	-	-	-	7
1991	6	-	-	4	5	7	2	9	1	-	8	-	-	-	-	-	3
1992	5	-	-	T1	T1	8	4	7	-	-	6	-	-	-	-	-	3
1993	7	-	-	3	2	8	1	4	-	-	6	-	-	-	-	-	5
1994	1	-	-	6	3	5	T2	8	-	-	4	-	-	-	-	-	7
1995	T2	-	-	8	T2	6	1	7	-	-	T2	-	-	-	-	-	T2
1996	-	T3	-	T5	-	7	1	T5	-	-	2	-	8	9	-	-	T3
1997	-	T4	-	1	-	8	2	3	-	-	T4	-	7	9	-	-	T4
1998	-	T2	-	T4	-	9	1	T2	-	-	T7	-	T4	T7	-	-	T4
1999	-	4	-	T2	-	T7	1	T7	-	-	T7	-	T2	T5	-	-	T5
2000	-	7	-	T2	-	6	1	9	-	-	8	-	2	3	-	-	4
2001	-	-	-	5	-	T7	1	4	-	-	T2	-	T2	T7	-	-	6
2002	-	-	-	T4	-	T1	T1	T1	-	-	T4	-	T4	T4	-	-	8
2003	-	-	-	6	-	T4	T1	T1	-	-	T1	-	T7	T7	-	-	T4
2004	-	-	-	T1	-	T6	T1	T3	-	-	5	-	T3	T6	-	-	8
2005	-	-	-	T1	-	6	T1	T1	-	-	T7	-	T4	T7	-	-	T4
2006	-	-	-	T6	-	8	1	T2	-	-	4	9	T2	5	-	-	T6
2007	-	-	-	2	-	8	1	T4	-	-	3	9	T6	T6	-	-	T4
2008	-	-	-	T3	-	T8	T1	T3	-	-	T5	T8	T6	T6	-	-	T1
2009	-	-	-	T2	-	T7	1	4	-	-	T5	T7	T7	T5	-	-	T2
2010	-	-	-	T1	-	9	T3	T1	-	-	6	7	8	T3	-	-	T3
2011	-	-	-	T3	-	8	-	T1	-	-	T6	9	T3	T6	-	-	T3
2012	-	-	T1	T1	-	13	T8	T1	-	T8	4	T5	T11	T5	T5	T8	T11
2013	-	-	T4	1	-	T11	3	T4	-	10	2	13	9	8	T4	T4	T11
2014	-	-	T5	1	-	T2	T2	T2	-	T8	T5	T10	T10	7	T8	13	T10
2015	-	-	T8	T4	-	T12	T2	T8	-	T4	T4	T8	T2	T12	1	11	T4
2016	-	-	4	T1	-	13	8	T9	-	T1	T6	T6	T9	T9	T5	T9	3
2017	-	-	12	T3	-	T9	T6	T6	-	T9	T3	T9	13	T3	T1	8	T1
2018	-	-	T6	T1	T9	T4	T6	T4	-	-	8	11	T9	13	12	T1	T1

NOTE: Boise State and Northern Arizona became eligible for the league title in 1970. Idaho did not play enough games to qualify in 1965, and was not eligible in 1973. BSU was not eligible in 1979. Eastern Washington became eligible in 1987. Northern Colorado was not eligible for the league title in 2006. Montana vacated two conference wins in 2011 and was stripped of a co-regular-season title.

All-Time Wins

1. Jerome Souers, NAU123
2. Chris Ault, Nevada111
3. *Tim Walsh, PSU, CP.....104
4. Mike Kramer, EWU, MSU, ISU.....95
5. Bobby Hauck, Montana.....86

All-Time Conference Wins

1. Jerome Souers, Northern Arizona 85
2. *Tim Walsh, PSU, CP..... 72
3. Chris Ault, Nevada 68
4. Mike Kramer, EWU, MSU, ISU..... 63
5. Beau Baldwin, EWU..... 58

*Active in the Big Sky

Northern Arizona's Jerome Souers won his 100th career game during the 2014 season.



Name, School	#YEARS	CONFERENCE				OVERALL				Name, School	#	YEARS	CONFERENCE				OVERALL				
		W	L	T	Pct.	W	L	T	Pct.				W	L	T	Pct.	W	L	T	Pct.	
Joe Glenn, Montana	3	2000-02	20	2	0	.909	39	6	0	.867	Demario Warren, Southern Utah	3	2016-	13	11	0	.542	16	18	0	.471
Bobby Hauck, Montana	8	2003-09,-	51	10	0	.836	86	22	0	.796	Wally Nader, Weber St.	2	1963-64	1	5	0	.167	8	9	0	.471
Tony Knap, Boise St.	6	1970-75	26	7	1	.779	54	16	1	.768	Cliff Hysell, Montana St.	8	1992-99	23	37	0	.383	41	47	0	.466
Mick Dennehy, Montana	4	1996-99	27	5	0	.844	39	12	0	.765	Dick Zornes, E. Washington	7	1987-93	26	28	0	.481	34	40	1	.460
Keith Gilbertson, Idaho	3	1986-88	19	4	0	.826	28	9	0	.757	Rob Phenicie, Idaho St.	2	2017-	7	9	0	.438	10	12	0	.455
Jim Criner, Boise St.	7	1976-82	34	12	0	.739	59	21	1	.735	Don Robbins, Idaho	4	1970-73	11	8	0	.579	20	24	0	.455
Aaron Best, E. Washington	2	2017-	13	3	0	.813	19	7	0	.731	Larry Lewis, Idaho St.	8	1999-06	22	37	0	.373	40	49	0	.449
Beau Baldwin, E. Washington	9	2008-16	58	14	0	.806	85	32	0	.726	Marshall Sperbeck, Sac St.	7	2007-13	26	30	0	.464	35	44	0	.443
John L. Smith, Idaho	6	1989-94	34	11	0	.755	53	21	0	.716	Stephen Musseau, Idaho	3	1965-67	8	4	0	.667	13	17	0	.433
Don Read, Montana	10	1986-95	54	22	0	.710	85	34	0	.714	19 1994-06/11-16 63	19	1994-06/11-16	63	82	0	.434	95	125	0	.432
Chris Ault, Nevada	13	1979-91	68	28	0	.708	111	46	1	.706	Jim Koetter, Idaho St.	5	1983-87	16	21	0	.432	23	32	1	.419
xRobin Pflugrad, Montana	2	2010-11	10	4	0	.714	13	6	0	.684	Larry Donovan, Montana	6	1980-85	16	26	0	.381	25	36	1	.411
Dennis Erickson, Idaho	4	1982-85	19	9	0	.679	32	15	0	.680	Jerry Graybeal, Weber St.	7	1998-04	20	32	0	.385	32	46	0	.410
Sark Arslanian, Weber St.	8	1976-82	21	16	1	.566	50	26	2	.654	Jeff Kearin, CS Northridge	2	1999-00	6	10	0	.375	9	13	0	.409
Rob Ash, Montana State	9	2007-15	49	23	0	.680	70	38	0	.648	Ed Troxel, Idaho	4	1974-77	11	9	3	.543	16	25	3	.398
Ron Ponciano, CS Northridge	1	1998	5	3	0	.625	7	4	0	.636	Gene Carlson, Montana	4	1976-79	10	15	0	.400	16	25	0	.390
Dave Baldwin, CS Northridge	1	1996	5	3	0	.625	7	4	0	.636	Brian McNeeley, Idaho St.	5	1992-96	10	26	0	.278	21	34	0	.382
Sonny Holland, Montana St.	7	1971-77	27	14	1	.655	47	27	1	.633	Dave Arnold, Montana St.	4	1983-86	11	18	0	.379	18	29	0	.382
Mick Delaney, Montana	3	2012-14	15	9	0	.625	24	14	0	.632	Ed Peasley, N. Arizona	4	1971-74	5	13	0	.278	15	25	0	.376
Dan Hawkins, UC Davis	2	2017-	10	6	0	.625	15	9	0	.625	Joe Harper, N. Arizona	3	1982-84	7	14	0	.333	12	20	0	.375
Pokey Allen, Boise St.	3	1993-95	11	10	0	.524	23	14	0	.622	Nigel Burton, Portland State	5	2010-14	13	27	0	.325	21	36	0	.368
Jim Sweeney, Montana St.	5	1963-67	14	4	0	.788	31	20	0	.608	Paul Petrino, Idaho	1	2018-	3	5	0	.375	4	7	0	.364
Joe Salem, N. Arizona	4	1975-78	15	9	0	.625	26	17	0	.604	Bob Biggs, UC Davis	1	2012	3	5	0	.375	4	7	0	.364
Dave Kragthorpe, Idaho St.	3	1980-82	11	11	0	.500	21	14	0	.600	Chris Mussman, North Dakota	2	2012-13	5	11	0	.313	8	14	0	.363
Skip Hall, Boise St.	5	1987-92	27	20	0	.574	42	28	0	.600	Bruce Barnum, Portland St.	4	2015-	11	21	0	.344	16	29	0	.356
Bob Stitt, Montana	3	2015-17	14	10	0	.583	21	14	0	.600	Y.C. McNeese, Idaho	2	1968-69	4	4	0	.500	7	13	0	.350
Jay Hill, Weber State	5	2014-	27	13	0	.675	36	26	0	.581	Pete Riehman, Weber St.	4	1977-80	11	16	0	.407	15	28	0	.348
Paul Wulff, E. Washington	8	2000-07	34	25	0	.576	53	40	0	.570	John Volek, Sacramento St.	7	1996-02	16	38	0	.296	27	51	0	.346
Babe Caccia, Idaho St.	3	1963-65	6	5	0	.545	14	11	1	.558	Jerry Davitch, Idaho	4	1978-81	7	19	0	.269	15	29	0	.341
Jack Swarthroat, Montana	9	1967-75	24	21	1	.533	51	41	1	.554	*Jim Fenwick, CS Northridge	1	1997	4	4	0	.500	4	8	0	.333
Lyle Setenich, Boise St.	4	1983-86	16	12	0	.572	24	20	0	.545	Tom Parac, Montana St.	3	1968-70	4	10	0	.286	9	20	0	.310
Doug Graber, Montana St.	1	1982	5	2	0	.714	6	5	0	.545	Jody Sears, Weber St./Sac St.	7	2012-18	16	39	0	.291	23	54	0	.299
Chris Tormey, Idaho	1	1995	4	3	0	.571	6	5	0	.545	Earnest Collins Jr., No. Colorado	8	2011-	18	47	0	.277	26	62	0	.295
Steve Axman, N. Arizona	8	1990-97	28	32	0	.467	48	41	0	.539	Jerry Glanville, Portland St.	3	2007-10	7	17	0	.292	9	24	0	.273
Ron McBride, Weber State	7	2005-11	34	21	0	.618	43	38	0	.531	Earle Solomonsen, Montana St.	5	1987-91	10	30	0	.250	15	40	0	.272
Dave Arslanian, Weber St.	9	1989-97	32	34	0	.485	53	47	0	.530	Tom Walsh, Idaho St.	2	1997-98	4	12	0	.250	6	16	0	.272
Sonny Lubick, Montana St.	4	1978-81	14	13	0	.518	21	19	0	.525	Ron Gould, UC Davis	4	2013-16	10	22	0	.312	12	33	0	.267
%Jerome Souers, N. Arizona	21	1998-2018	85	77	0	.525	123	114	0	.519	Steve Mooshagian, Sac. St.	4	2003-06	8	21	0	.276	11	33	0	.250
Bubba Schweigert, North Dakota	4	2014-17	18	14	0	.563	24	22	0	.522	Dick Gwinn, Weber St.	4	1973-76	5	18	1	.229	10	33	1	.239
Ed Cavanaugh, Idaho St.	4	1968-71	8	10	0	.444	20	19	0	.513	Garth Hall, Idaho St.	4	1988-91	5	27	0	.161	9	33	1	.221
@Tim Walsh, PSU/Cal Poly	18	96-06,12-	72	67	0	.518	104	99	0	.512	Leo McKillip, Idaho St.	2	1966-67	1	7	0	.125	4	15	0	.211
Bob Griffin, Idaho St.	4	1972-75	10	13	0	.435	21	20	0	.512	John Symank, N. Arizona	1	1970	0	4	0	.000	2	8	0	.200
Mike Price, Weber St.	8	1981-88	29	29	0	.500	46	44	0	.511	Scott Downing, No. Colorado	5	2006-10	5	35	0	.125	9	47	0	.161
Ed Lamb, Southern Utah	4	2012-15	19	13	0	.593	24	24	0	.500	Bud Hake, Idaho St.	3	1977-79	2	17	0	.105	5	28	0	.151
Dee Andros, Idaho	2	1963-64	1	0	0	1.000	9	9	0	.500	John Zamberlin, Idaho St.	4	2007-10	4	28	0	.125	6	39	0	.133
Jeff Choate, Montana St.	3	2016-	12	12	0	.500	17	18	0	.486	Ray Jenkins, Montana	1	1963	0	3	0	.000	1	9	0	.100
Dwain Painter, No. Arizona	3	1979-81	8	13	0	.381	16	17	0	.484	Joe Pascale, Idaho St.	1	1976	0	6	0	.000	1	9	0	.100
Larry Kentera, N. Arizona	4	1985-89	16	22	0	.421	26	29	0	.472											

Rankings are based on OVERALL WINNING PERCENTAGE and only while a coach in the Big Sky Conference. BOLD indicates coach still active in Big Sky

*Two non-conference wins forfeited in 1997 due to use of ineligible player. %Four wins forfeited in 1999 due to use of ineligible player

#Kramer coached at EWU from 1994-99 and had a 37-32 (.536) overall record and a 24-22 (.522) conference record before moving to MSU in 2000. Kramer coached Montana State from 2000-06, compiling a 40-43 (.482) overall record and a 29-22 (.569) conference record. He was named head coach at Idaho State prior to the 2011 season.

@Walsh coached Portland State in the Big Sky from 1996-06. He is currently the head coach at Cal Poly, which joined the Big Sky in 2012. x-Pflugrad vacated two conference wins, five overall wins, and a loss in 2011 for use of ineligible players.

1963 STANDINGS

	CONFERENCE					OVERALL						
	W	L	T	PCT	PF	PA	W	L	T	PCT	PF	PA
Idaho State	3	1	0	.750	69	68	5	3	0	.625	136	123
Idaho*	1	0	0	1.000	14	0	5	4	0	.556	186	148
Montana State	2	1	0	.667	59	30	6	3	0	.667	195	89
Weber State	1	2	0	.333	53	75	6	3	0	.667	217	161
Montana	0	3	0	.000	29	51	1	9	0	.100	82	238

*Insufficient number of games for Big Sky Championship.

1964 STANDINGS

	CONFERENCE					OVERALL						
	W	L	T	PCT	PF	PA	W	L	T	PCT	PF	PA
Montana State	3	0	0	1.000	74	6	7	4	0	.636	223	111
Idaho State	2	1	0	.667	45	27	6	2	0	.667	204	102
Montana	1	2	0	.333	33	56	3	6	0	.333	83	207
Weber State	0	3	0	.000	12	75	2	6	0	.250	67	155
Idaho	0	0	0	.000	0	0	4	6	0	.400	144	143

1965 STANDINGS

	CONFERENCE					OVERALL						
	W	L	T	PCT	PF	PA	W	L	T	PCT	PF	PA
Weber State	3	1	0	.750	75	55	8	1	0	.889	270	102
Idaho	3	1	0	.750	111	28	5	5	0	.500	201	125
Montana	2	2	0	.500	45	73	4	6	0	.400	153	201
Idaho State	1	3	0	.250	38	59	3	5	1	.389	127	126
Montana State	1	3	0	.250	40	94	3	7	0	.300	115	185

1966 STANDINGS

	CONFERENCE					OVERALL						
	W	L	T	PCT	PF	PA	W	L	T	PCT	PF	PA
Montana State	4	0	0	1.000	156	46	8	3	0	.727	401	162
Idaho	3	1	0	.750	119	62	4	6	0	.400	182	165
Weber State	2	2	0	.500	92	94	6	3	0	.667	321	166
Idaho State	1	3	0	.250	44	106	3	6	0	.333	105	201
Montana	0	4	0	.000	20	123	1	8	0	.111	51	236

1967 STANDINGS

	CONFERENCE					OVERALL						
	W	L	T	PCT	PF	PA	W	L	T	PCT	PF	PA
Montana State	4	0	0	1.000	100	35	7	3	0	.700	228	151
Weber State	2	2	0	.500	65	51	6	4	0	.600	193	199
Idaho	2	2	0	.500	66	89	4	6	0	.400	156	332
Montana	2	2	0	.500	55	45	7	3	0	.700	181	103
Idaho State	0	4	0	.000	13	79	1	9	0	.100	66	239

1968 STANDINGS

	CONFERENCE					OVERALL						
	W	L	T	PCT	PF	PA	W	L	T	PCT	PF	PA
Weber State	3	1	0	.750	105	96	7	2	0	.778	243	166
Montana State	3	1	0	.750	91	72	6	4	0	.600	227	206
Idaho	3	1	0	.750	155	119	5	5	0	.500	246	301
Idaho State	1	3	0	.250	68	102	4	5	0	.444	216	236
Montana	0	4	0	.000	98	128	2	7	0	.222	196	227

1969 STANDINGS

	CONFERENCE					OVERALL						
	W	L	T	PCT	PF	PA	W	L	T	PCT	PF	PA
Montana	4	0	0	1.000	107	68	10	1	0	.909	338	149
Weber State	3	1	0	.750	126	55	6	4	0	.600	277	160
Idaho State	2	2	0	.500	128	123	5	5	0	.500	356	287
Idaho	1	3	0	.250	89	130	2	8	0	.200	206	346
Montana State	0	4	0	.000	37	111	1	8	0	.111	106	243

1970 STANDINGS

	CONFERENCE					OVERALL						
	W	L	T	PCT	PF	PA	W	L	T	PCT	PF	PA
Montana	5	0	0	1.000	172	89	10	1	0	.909	336	165
Idaho State	3	2	0	.600	126	108	5	5	0	.500	257	293
Weber State	3	3	0	.500	195	121	5	5	1	.500	337	227
Boise State	2	2	0	.500	62	81	8	3	0	.727	293	129
Idaho	2	2	0	.500	104	120	4	7	0	.264	226	335
Montana State	1	5	0	.167	96	177	2	8	0	.200	169	276
Northern Arizona	0	4	0	.000	27	143	2	8	0	.200	123	287

1971 STANDINGS

	CONFERENCE					OVERALL						
	W	L	T	PCT	PF	PA	W	L	T	PCT	PF	PA
Idaho	4	1	0	.800	139	79	8	3	0	.727	227	171
Boise State	4	2	0	.667	187	120	9	2	0	.833	251	247
Montana	3	2	0	.600	136	116	6	5	0	.545	258	242
Weber State	3	2	1	.583	125	94	7	2	1	.750	273	144
Idaho State	2	3	0	.400	118	166	6	4	0	.600	233	201
Northern Arizona	1	3	0	.250	62	99	5	5	0	.500	208	224
Montana State	0	5	1	.083	99	206	2	7	1	.250	186	287

1972 STANDINGS

	CONFERENCE					OVERALL						
	W	L	T	PCT	PF	PA	W	L	T	PCT	PF	PA
Montana State	5	1	0	.833	123	48	8	3	0	.727	230	174
Idaho State	4	1	0	.800	146	68	7	3	0	.700	263	174
Boise State	3	3	0	.500	178	157	7	4	0	.636	345	240
Montana	3	3	0	.500	121	118	3	8	0	.273	151	259
Idaho	2	3	0	.400	73	116	4	7	0	.364	165	278
Weber State	2	4	0	.333	87	136	5	5	0	.500	164	174
Northern Arizona	0	4	0	.000	45	130	3	8	0	.273	202	254

1973 STANDINGS

	CONFERENCE					OVERALL						
	W	L	T	PCT	PF	PA	W	L	T	PCT	PF	PA
Boise State*	6	0	0	1.000	205	78	10	3	0	.769	470	221
Montana State	5	1	0	.833	206	69	7	4	0	.636	339	167
Northern Arizona	2	3	0	.400	69	108	4	6	0	.400	202	254
Weber State	2	4	0	.333	83	130	3	8	0	.273	130	271
Montana	2	4	0	.333	60	136	4	6	0	.400	152	221
Idaho State	0	6	0	.000	82	199	2	9	0	.182	115	319
Idaho^	3	2	0	.600	118	102	4	7	0	.364	262	319

*Berth in NCAA II Football Championship

^Ineligible for Conference Championship, but games counted in final standings.

1974 STANDINGS

	CONFERENCE					OVERALL						
	W	L	T	PCT	PF	PA	W	L	T	PCT	PF	PA
Boise State*	6	0	0	1.000	297	138	10	2	0	.833	497	259
Montana State	4	2	0	.667	184	139	7	3	0	.700	275	202
Idaho	2	2	1	.500	151	146	2	8	1	.227	198	280
Montana	2	3	1	.417	179	172	3	6	1	.350	244	253
Northern Arizona	2	3	0	.400	75	151	3	6	0	.333	139	241
Idaho State	2	4	0	.333	62	153	5	5	0	.500	118	214
Weber State	1	5	0	.167	96	145	4	7	0	.364	193	228

*Berth in NCAA II Football Championship.

All-Time Conference Standings

1975 STANDINGS

	CONFERENCE					OVERALL						
	W	L	T	PCT	PF	PA	W	L	T	PCT	PF	PA
Boise State*	5	0	1	.917	201	123	9	2	1	.792	401	265
Idaho State	4	2	0	.667	100	70	7	3	0	.700	173	148
Montana State	4	2	0	.667	158	117	5	5	0	.500	226	232
Montana	3	3	0	.500	128	106	6	4	0	.600	243	183
Idaho	2	2	2	.500	151	149	4	5	2	.455	251	316
Weber State	1	4	1	.250	161	175	1	9	1	.136	152	293
Northern Arizona	0	6	0	.000	66	165	1	9	0	.100	155	268

*Berth in NCAA II Football Championship.

1976 STANDINGS

	CONFERENCE					OVERALL						
	W	L	T	PCT	PF	PA	W	L	T	PCT	PF	PA
Montana State*\$	6	0	0	1.000	179	53	12	1	0	.923	320	137
Idaho	5	1	0	.833	140	91	7	4	0	.636	224	236
Northern Arizona	4	2	0	.667	143	117	8	3	0	.727	249	184
Montana	3	3	0	.500	118	128	4	6	0	.400	250	243
Boise State	2	4	0	.333	143	130	5	5	1	.500	283	197
Weber State	1	5	0	.167	125	210	2	9	0	.182	229	338
Idaho State	0	6	0	.000	41	160	1	9	0	.100	116	267

*Berth in NCAA II Football Championship. \$NCAA II National Champion.

1977 STANDINGS

	CONFERENCE					OVERALL						
	W	L	T	PCT	PF	PA	W	L	T	PCT	PF	PA
Boise State	6	0	0	1.000	190	60	9	2	0	.818	317	181
Northern Arizona*	5	1	0	.833	154	98	9	3	0	.750	324	204
Montana State	3	3	0	.500	109	114	6	4	0	.600	213	208
Weber State	2	4	0	.333	122	153	4	6	0	.400	220	252
Idaho	2	4	0	.333	124	165	3	8	0	.273	245	365
Idaho State	2	4	0	.333	84	139	3	8	0	.273	145	299
Montana	1	5	0	.167	120	169	4	6	0	.400	225	239

*Berth in NCAA II Football Championship

1978 STANDINGS

	CONFERENCE					OVERALL						
	W	L	T	PCT	PF	PA	W	L	T	PCT	PF	PA
Northern Arizona	6	0	0	1.000	173	101	8	2	0	.800	259	174
Montana State	4	2	0	.667	162	143	8	2	0	.800	288	209
Montana	4	2	0	.667	130	84	5	6	0	.455	212	208
Boise State	3	3	0	.500	144	114	7	4	0	.636	269	182
Weber State	2	4	0	.333	119	90	4	7	0	.364	247	258
Idaho	2	4	0	.333	100	220	2	9	0	.182	162	401
Idaho State	0	6	0	.000	59	135	2	9	0	.182	95	258

1979 STANDINGS

	CONFERENCE					OVERALL						
	W	L	T	PCT	PF	PA	W	L	T	PCT	PF	PA
Montana State	6	1	0	.857	159	107	6	4	0	.600	202	170
Nevada#	5	2	0	.714	179	122	8	4	0	.666	325	198
Northern Arizona	3	4	0	.428	92	153	7	4	0	.636	172	194
Weber State	3	4	0	.428	107	135	3	8	0	.272	143	244
Idaho	2	5	0	.285	136	188	4	7	0	.363	210	268
Montana	2	5	0	.285	155	188	3	7	0	.300	223	272
Idaho State	0	7	0	.000	80	175	0	11	0	.000	101	332
Boise State*	7	0	0	1.000	234	90	10	1	0	.909	347	140

#Berth in the NCAA I-AA Football Championship. *Ineligible for Big Sky title.

1980 STANDINGS

	CONFERENCE					OVERALL						
	W	L	T	PCT	PF	PA	W	L	T	PCT	PF	PA
Boise State*\$	6	1	0	.857	185	82	10	3	0	.769	317	179
Idaho	4	3	0	.571	150	129	6	5	0	.545	266	228
Nevada	4	3	0	.571	122	70	6	4	1	.590	202	113
Idaho State&	4	4	0	.500	177	154	6	5	0	.545	177	128
Weber State&	4	4	0	.500	99	178	4	7	0	.363	122	334
Montana State	3	4	0	.428	112	108	4	6	0	.400	153	162
Northern Arizona	3	4	0	.428	143	130	5	6	0	.454	224	202
Montana	1	6	0	.142	48	196	3	7	0	.300	178	250

*Big Sky Champion and automatic berth in NCAA I-AA Football Championship. \$NCAA I-AA National Champion. &Weber State and Idaho State met twice in league play with each game counting as a half game.

1981 STANDINGS

	CONFERENCE					OVERALL						
	W	L	T	PCT	PF	PA	W	L	T	PCT	PF	PA
Idaho State*\$	6	1	0	.857	184	94	12	1	0	.923	422	172
Boise State#	6	1	0	.857	182	129	10	3	0	.769	298	206
Montana	5	2	0	.714	148	135	7	3	0	.700	236	173
Nevada	4	3	0	.571	167	127	7	4	0	.636	310	194
Weber State	4	3	0	.571	164	164	7	4	0	.636	271	228
Northern Arizona	2	5	0	.285	133	168	4	7	0	.363	226	257
Montana State	1	6	0	.142	106	200	3	7	0	.300	192	273
Idaho	0	7	0	.000	137	203	3	8	0	.272	310	254

*Big Sky Champion and automatic berth in NCAA I-AA Football Championship. \$NCAA I-AA National Champion. #At-large berth in NCAA I-AA Football Championship.

1982 STANDINGS

	CONFERENCE					OVERALL						
	W	L	T	PCT	PF	PA	W	L	T	PCT	PF	PA
Montana*	5	2	0	.714	219	161	6	6	0	.500	302	297
Idaho#	5	2	0	.714	202	190	9	4	0	.692	397	299
Montana State	5	2	0	.714	263	171	6	5	0	.545	240	263
Boise State	4	3	0	.571	154	153	8	3	0	.727	302	211
Nevada	3	4	0	.428	166	153	6	5	0	.545	294	228
Northern Arizona	3	4	0	.428	186	205	4	7	0	.363	276	287
Weber State	2	5	0	.285	195	226	4	7	0	.262	261	312
Idaho State	1	6	0	.142	133	159	3	8	0	.272	228	239

*Big Sky Champion and automatic berth in NCAA I-AA Football Championship. #At-large berth in NCAA I-AA Football Championship.

1983 STANDINGS

	CONFERENCE					OVERALL						
	W	L	T	PCT	PF	PA	W	L	T	PCT	PF	PA
Nevada*	6	1	0	.857	268	107	9	5	0	.643	402	257
Idaho State#	5	2	0	.714	214	176	8	4	0	.666	346	280
Idaho	4	3	0	.571	218	180	8	3	0	.727	347	257
Boise State	4	3	0	.571	204	154	6	5	0	.545	281	194
Weber State	3	4	0	.428	165	188	6	5	0	.545	290	279
Montana	3	4	0	.428	119	205	4	6	0	.400	184	289
Northern Arizona	2	5	0	.285	141	211	4	7	0	.363	260	285
Montana State	1	6	0	.142	70	188	1	10	0	.091	109	289

*Big Sky Champion and automatic berth in NCAA I-AA Football Championship. #At-large berth in NCAA I-AA Football Championship.

1984 STANDINGS

	CONFERENCE					OVERALL						
	W	L	T	PCT.	PF	PA	W	L	T	PCT.	PF	PA
Montana State*\$	6	1	0	.857	229	136	12	2	0	.857	432	264
Nevada	5	2	0	.714	208	194	7	4	0	.636	325	298
Idaho	4	3	0	.571	241	187	6	5	0	.545	363	283
Boise State	4	3	0	.571	151	136	6	5	0	.545	256	227
Idaho State	4	3	0	.571	212	146	5	6	0	.454	316	259
Weber State	3	4	0	.428	174	223	5	6	0	.454	287	312
Northern Arizona	2	5	0	.286	125	156	4	6	0	.400	243	245
Montana	0	7	0	.000	133	254	2	8	1	.227	237	357

*Big Sky Champion and automatic berth in NCAA I-AA Football Championship. \$NCAA I-AA National Champion.

1985 STANDINGS

	CONFERENCE					OVERALL						
	W	L	T	PCT	PF	PA	W	L	T	PCT	PF	PA
Idaho*	6	1	0	.859	236	117	9	3	0	.750	403	205
Nevada#	6	1	0	.859	282	108	11	2	0	.846	447	155
Boise State	5	2	0	.714	200	151	7	4	0	.636	288	211
Weber State	4	3	0	.571	251	222	6	5	0	.545	411	333
Idaho State	3	4	0	.428	225	201	5	6	0	.454	343	301
Montana	2	5	0	.285	140	262	3	8	0	.272	223	427
Northern Arizona	1	6	0	.149	94	213	3	8	0	.272	167	289
Montana State	1	6	0	.149	145	298	2	9	0	.181	296	436

*Big Sky Champion and automatic berth in NCAA I-AA Football Championship. #At-large berth in NCAA I-AA Football Championship.

1986 STANDINGS

	CONFERENCE					OVERALL						
	W	L	T	PCT	PF	PA	W	L	T	PCT	PF	PA
Nevada*	7	0	0	1.000	259	111	13	1	0	.928	531	231
Northern Arizona	5	2	0	.714	187	137	7	4	0	.636	273	205
Idaho#	5	2	0	.714	185	146	8	4	0	.666	307	244
Montana&	4	4	0	.500	285	255	6	4	0	.600	362	306
Boise State	3	4	0	.428	135	111	5	6	0	.454	262	183
Weber State	2	5	0	.285	194	228	3	8	0	.272	332	351
Montana State	2	5	0	.285	149	265	3	8	0	.272	217	395
Idaho State&	1	7	0	.135	186	327	2	9	0	.181	261	413

*Big Sky Champion and automatic berth in NCAA I-AA Football Championship. #At-large berth in NCAA I-AA Football Championship. &Montana defeated Idaho State twice in Big Sky play with each game counting as a half game in the standings.

1987 STANDINGS

	CONFERENCE					OVERALL						
	W	L	T	PCT	PF	PA	W	L	T	PCT	PF	PA
Idaho*	7	1	0	.875	262	223	9	3	0	.750	358	339
Weber State#	7	1	0	.875	324	235	10	3	0	.769	489	382
Montana	5	3	0	.625	261	126	6	5	0	.545	323	205
Boise State	4	4	0	.500	270	217	6	6	0	.545	361	261
Nevada	4	4	0	.500	254	250	5	6	0	.454	314	300
Northern Arizona	4	4	0	.500	262	249	7	4	0	.636	385	292
Idaho State	3	5	0	.375	210	318	3	7	1	.318	301	445
Eastern Wash.	2	6	0	.250	189	262	4	7	0	.363	220	303
Montana State	0	8	0	.000	156	308	1	10	0	.090	230	460

*Big Sky Champion and automatic berth in NCAA I-AA Football Championship. #At-large berth in NCAA I-AA Football Championship.

1988 STANDINGS

	CONFERENCE					OVERALL						
	W	L	T	PCT	PF	PA	W	L	T	PCT	PF	PA
Idaho*	7	1	0	.875	246	174	11	2	0	.846	392	302
Montana#	6	2	0	.750	212	121	8	4	0	.777	307	212
Boise State#	5	3	0	.625	212	225	8	4	0	.666	280	274
Northern Arizona	4	4	0	.500	211	188	6	5	0	.545	296	236
Weber State	4	4	0	.500	262	235	5	6	0	.454	360	341
Montana State	4	4	0	.500	227	211	4	7	0	.363	244	374
Nevada	4	4	0	.500	242	182	7	4	0	.636	333	242
Eastern Washington	2	6	0	.250	176	242	2	8	1	.227	217	372
Idaho State	0	8	0	.000	77	292	0	11	0	.000	143	424

*Big Sky Champion and automatic berth in NCAA I-AA Football Championship. #At-large berth in NCAA I-AA Football Championship.

1989 STANDINGS

	CONFERENCE					OVERALL						
	W	L	T	PCT	PF	PA	W	L	T	PCT	PF	PA
Idaho*	8	0	0	1.000	314	203	9	3	0	.705	407	314
Montana#	7	1	0	.875	255	124	11	3	0	.786	448	283
Nevada	5	3	0	.625	246	218	7	4	0	.636	349	256
Boise State	5	3	0	.625	194	179	6	5	0	.545	261	245
Eastern Washington	4	4	0	.500	198	175	4	6	0	.400	255	264
Northern Arizona	2	6	0	.250	193	244	3	8	0	.273	259	330
Idaho State	2	6	0	.250	177	272	3	7	0	.300	231	325
Montana State	2	6	0	.250	153	210	4	7	0	.363	236	273
Weber State	1	7	0	.125	177	273	3	8	0	.273	286	301

*Big Sky Champion and automatic berth in NCAA I-AA Football Championship. #At-large berth in NCAA I-AA Football Championship.

1990 STANDINGS

	CONFERENCE					OVERALL						
	W	L	T	PCT.	PF	PA	W	L	T	PCT.	PF	PA
Nevada*	7	1	0	.875	239	147	13	2	0	.866	497	321
Idaho#	6	2	0	.750	289	168	9	4	0	.692	477	342
Boise State#	6	2	0	.750	222	131	10	4	0	.714	382	258
Montana	4	4	0	.500	243	238	7	4	0	.636	372	275
Montana State	3	5	0	.375	223	227	4	7	0	.363	268	304
Northern Arizona	3	5	0	.375	196	344	5	6	0	.454	290	417
Weber State	3	5	0	.375	233	258	5	6	0	.454	309	307
Eastern Washington	3	5	0	.375	213	257	5	6	0	.454	300	360
Idaho State	1	7	0	.125	188	276	3	8	0	.272	265	359

*Big Sky Champion and automatic berth in NCAA I-AA Football Championship. #At-large berths in NCAA I-AA Football Championship.

1991 STANDINGS

	CONFERENCE					OVERALL						
	W	L	T	PCT.	PF	PA	W	L	T	PCT.	PF	PA
Nevada*	8	0	0	1.000	329	178	12	1	0	1.000	556	244
Montana	6	2	0	.750	222	183	7	4	0	.636	274	241
Weber State#	6	2	0	.750	369	314	8	4	0	.666	516	421
Eastern Washington	4	4	0	.500	246	286	5	6	0	.454	301	364
Idaho	4	4	0	.500	271	231	6	5	0	.545	375	313
Boise State	4	4	0	.500	234	162	7	4	0	.636	355	197
Idaho State	2	6	0	.250	206	275	3	7	1	.318	286	358
Northern Arizona	1	7	0	.125	193	328	3	8	0	.272	294	404
Montana State	1	7	0	.125	127	241	2	9	0	.181	197	300

*Big Sky Champion and automatic berth in NCAA I-AA Football Championship. #At-large berth in NCAA I-AA Football Championship.

1992 STANDINGS

	CONFERENCE			PF	PA	OVERALL			PF	PA
	W	L	PCT.			W	L	PCT.		
Idaho*	6	1	.857	311	197	9	2	.818	446	224
Eastern Wash.#	6	1	.857	169	115	7	3	.700	266	194
Weber State	4	3	.571	182	164	6	5	.545	283	269
Montana	4	3	.571	174	166	6	5	.545	290	223
Boise State	3	4	.428	133	173	5	6	.454	220	286
Northern Arizona	2	5	.286	123	162	4	7	.364	199	258
Montana State	2	5	.286	100	160	4	7	.364	170	212
Idaho State	1	6	.143	94	195	3	8	.272	218	316

*Automatic berth in NCAA I-AA Football Championship. #At-large berth in NCAA I-AA Football Championship.

1993 STANDINGS

	CONFERENCE			PF	PA	OVERALL			PF	PA
	W	L	PCT.			W	L	PCT.		
Montana*	7	0	1.000	275	164	10	2	.833	501	309
Idaho#	5	2	.714	313	174	11	3	.786	593	353
Eastern Washington	5	2	.714	186	163	7	3	.700	285	225
Montana State	4	3	.571	178	171	7	4	.636	311	292
Weber State	3	4	.428	158	210	7	4	.636	315	319
Northern Arizona	3	4	.428	182	221	7	4	.636	315	319
Boise State	1	6	.143	135	228	3	8	.273	210	319
Idaho State^	0	7	.000	133	234	2	9	.182	264	307

*Big Sky Champion and automatic berth in NCAA I-AA Football Championship. #At-large berth in NCAA I-AA Football Championship.

^Forfeited two wins - NCAA probation.

1994 STANDINGS

	CONFERENCE			PF	PA	OVERALL			PF	PA
	W	L	PCT.			W	L	PCT.		
Boise State*	6	1	.857	202	126	13	2	.867	433	291
Montana#	5	2	.714	256	180	11	3	.786	483	294
Idaho	5	2	.714	302	165	9	3	.750	493	289
Northern Arizona	4	3	.571	201	194	7	4	.636	391	273
Idaho State	4	3	.571	165	241	6	5	.545	269	369
Eastern Washington	2	5	.286	152	198	4	7	.364	300	284
Weber State	2	5	.286	174	205	5	6	.455	308	300
Montana State	0	7	.000	137	280	3	8	.273	253	341

*Big Sky Champion and automatic berth in NCAA I-AA Football Championship. #At-large berth in NCAA I-AA Football Championship.

1995 STANDINGS

	CONFERENCE			PF	PA	OVERALL			PF	PA
	W	L	PCT.			W	L	PCT.		
Montana*\$	6	1	.857	310	187	13	2	.867	652	299
Boise State	4	3	.571	219	201	7	4	.636	361	265
Idaho#	4	3	.571	195	147	6	5	.545	287	209
Northern Arizona	4	3	.571	190	104	7	4	.636	403	163
Weber State	4	3	.571	160	194	6	5	.545	314	318
Idaho State	3	4	.429	141	175	6	5	.545	307	252
Montana State	2	5	.286	91	183	5	6	.455	193	262
Eastern Washington	1	6	.143	142	257	3	8	.273	238	357

*Big Sky Champion and automatic berth in NCAA I-AA Football Championship. \$NCAA Division I-AA National Champion. #At-large berth in NCAA I-AA Football Championship.

1996 STANDINGS

	CONFERENCE			PF	PA	OVERALL			PF	PA
	W	L	PCT.			W	L	PCT.		
Montana*	8	0	1.000	325	164	14	1	.933	638	264
Northern Arizona#	7	1	.875	324	229	9	3	.750	506	333
Cal State Northridge	5	3	.625	291	225	7	4	.636	407	313
Weber State	5	3	.625	235	208	7	4	.636	325	262
Eastern Washington	4	4	.500	213	189	6	5	.545	305	254
Montana State	4	4	.500	166	171	6	5	.545	247	222
Idaho State	2	6	.250	224	246	4	7	.364	320	316
Portland State	1	7	.125	117	292	3	8	.273	196	359
Sacramento State	0	8	.000	190	361	1	10	.090	248	466

*Big Sky Champion and automatic berth in NCAA I-AA Football Championship. #At-large berth in NCAA I-AA Football Championship.

1997 STANDINGS

	CONFERENCE			PF	PA	OVERALL			PF	PA
	W	L	PCT.			W	L	PCT.		
Eastern Wash.*	7	1	.875	264	147	12	2	.857	481	245
Montana#	6	2	.750	282	135	8	4	.667	362	206
Montana State	5	3	.625	158	145	6	5	.545	227	207
Cal State Northridge	4	4	.500	205	210	6	6	.500	370	317
Weber State	4	4	.500	188	182	6	5	.545	257	251
Northern Arizona	4	4	.500	219	212	6	5	.545	302	253
Portland State	3	5	.375	170	186	4	7	.365	212	294
Idaho State	2	6	.250	135	241	3	8	.272	188	356
Sacramento State	1	7	.125	156	303	1	10	.090	188	398

*Big Sky Champion and automatic berth in NCAA I-AA Football Championship. #At-large berth in NCAA I-AA Football Championship.

1998 STANDINGS

	CONFERENCE			PF	PA	OVERALL			PF	PA
	W	L	PCT.			W	L	PCT.		
Montana*	6	2	.750	209	162	8	4	.667	339	315
Cal State Northridge	5	3	.625	234	189	7	4	.636	333	270
Montana State	5	3	.625	253	216	7	4	.636	348	254
Weber State	4	4	.500	148	150	6	5	.545	240	193
Portland State	4	4	.500	255	234	5	6	.455	347	353
Eastern Washington	4	4	.500	239	204	5	6	.455	316	297
Northern Arizona	3	5	.375	166	202	6	5	.545	241	227
Sacramento State	3	5	.375	225	239	5	6	.455	289	300
Idaho State	2	6	.250	159	292	3	8	.273	221	415

*Big Sky Champion and automatic berth in NCAA I-AA Football Championship.

1999 STANDINGS

	CONFERENCE			PF	PA	OVERALL			PF	PA
	W	L	PCT.			W	L	PCT.		
Montana*	7	1	.875	407	194	9	3	.750	537	284
Portland State	6	2	.750	303	244	8	3	.727	399	334
Eastern Washington	6	2	.750	254	233	7	4	.636	326	336
CS Northridge#	5	3	.625	230	250	6	5	.545	298	398
Sacramento State	3	5	.375	294	250	6	5	.545	414	310
Weber State#	3	5	.375	195	310	4	7	.364	251	393
Idaho State#	2	6	.250	202	335	4	7	.364	269	350
Montana State#	2	6	.250	147	292	4	7	.364	269	350
Northern Arizona*\$	2	6	.250	282	205	4	8	.333	409	370

*Big Sky Champion and automatic berth in NCAA I-AA Football Championship. #At-large berth in NCAA I-AA Football Championship. #Awarded one forfeit win against Northern Arizona. ^Forfeited four wins for use of an ineligible player.

2000 STANDINGS

	CONFERENCE			PF	PA	OVERALL			PF	PA
	W	L	PCT.			W	L	PCT.		
Montana*	8	0	1.000	245	161	13	2	.867	475	288
Portland State\$	5	3	.625	270	201	8	4	.667	406	325
Sacramento State	5	3	.625	258	227	7	4	.636	329	279
Weber State	5	3	.625	187	145	7	4	.636	272	219
Eastern Washington	5	3	.625	218	175	6	5	.545	288	243
Idaho State	4	4	.500	220	255	6	5	.545	329	351
Cal State Northridge	2	6	.250	238	296	4	7	.364	308	391
Northern Arizona	2	6	.250	162	189	3	8	.273	245	275
Montana State	0	8	.000	96	245	0	11	.000	131	359

*Big Sky Champion and automatic berth in NCAA I-AA Football Championship

\$At-large berth in NCAA I-AA Football Championship

2001 STANDINGS

	CONFERENCE			PF	PA	OVERALL			PF	PA
	W	L	PCT.			W	L	PCT.		
Montana*\$	7	0	1.000	250	151	15	1	.938	533	293
Northern Arizona#	5	2	.714	277	230	8	4	.667	399	341
Portland State	5	2	.714	250	205	7	4	.636	365	314
Montana State	4	3	.571	228	174	5	6	.455	309	329
Eastern Washington	3	4	.429	259	262	7	4	.636	461	349
Weber State	2	5	.286	221	275	3	8	.273	347	441
Idaho State	1	6	.143	179	275	4	7	.364	331	333
Sacramento State	1	6	.143	179	271	2	9	.182	249	424

*Big Sky Champion and automatic berth in NCAA I-AA Football Championship. \$NCAA I-AA National Champion. #At-large berth in NCAA I-AA Football Championship.

2002 STANDINGS

	CONFERENCE			PF	PA	OVERALL			PF	PA
	W	L	PCT.			W	L	PCT.		
Montana State*	5	2	.714	169	125	7	6	.538	298	282
Montana#	5	2	.714	173	125	11	3	.786	441	260
Idaho State	5	2	.714	184	112	8	3	.727	331	188
Portland State	3	4	.429	166	161	6	5	.545	236	245
Sacramento State	3	4	.429	211	228	5	7	.417	325	380
Eastern Washington	3	4	.429	209	198	6	5	.545	365	276
Northern Arizona	3	4	.429	154	197	6	5	.545	252	284
Weber State	1	6	.143	116	236	3	8	.273	266	309

*Automatic berth in NCAA I-AA Football Championship.

#Received at-large bid in NCAA I-AA Football Championship

2003 STANDINGS

	CONFERENCE			PF	PA	OVERALL			PF	PA
	W	L	PCT.			W	L	PCT.		
Montana State*	5	2	.714	197	118	7	6	.538	330	215
Montana#	5	2	.714	240	122	9	4	.692	430	266
Northern Arizona#	5	2	.714	233	192	9	4	.692	409	305
Weber State	4	3	.571	183	165	8	4	.667	325	241
Idaho State	4	3	.571	224	260	8	4	.667	394	423
Eastern Washington	3	4	.429	230	247	6	5	.545	344	321
Portland State	1	6	.143	105	214	4	7	.364	220	327
Sacramento State	1	6	.143	117	211	2	9	.182	237	332

*Automatic berth in NCAA I-AA Football Championship.

#Received at-large bid in NCAA Division I-AA Playoffs

2004 STANDINGS

	CONFERENCE			PF	PA	OVERALL			PF	PA
	W	L	PCT.			W	L	PCT.		
Montana*	6	1	.857	253	171	12	3	.800	535	339
Eastern Wash.#	6	1	.857	308	149	9	4	.692	488	323
Montana State	4	3	.571	222	195	6	5	.545	296	285
Portland State	4	3	.571	207	161	7	4	.636	335	223
Northern Arizona	3	4	.429	169	210	4	7	.364	244	314
Idaho State	2	5	.286	145	197	3	8	.273	266	357
Sacramento State	2	5	.286	124	223	3	8	.273	190	415
Weber State	1	6	.143	125	247	1	10	.091	202	375

*Automatic berth in NCAA I-AA Football Championship. #Received at-large bid in NCAA I-AA Football Championship

2005 STANDINGS

	CONFERENCE			PF	PA	OVERALL			PF	PA
	W	L	PCT.			W	L	PCT.		
Eastern Wash.*	5	2	.714	251	151	7	5	.583	423	278
Montana State	5	2	.714	194	175	7	4	.636	276	251
Montana#	5	2	.714	173	109	8	4	.667	306	218
Portland State	4	3	.571	230	182	6	5	.545	313	273
Weber State	4	3	.571	172	171	6	5	.545	277	277
Idaho State	3	4	.429	184	215	5	6	.455	298	304
Sacramento State	1	6	.143	128	218	2	9	.182	192	352
Northern Arizona	1	6	.143	125	236	3	8	.273	233	328

*Automatic berth in NCAA I-AA Football Championship

#Received at-large bid in NCAA I-AA Football Championship

2006 STANDINGS

	CONFERENCE			PF	PA	OVERALL			PF	PA
	W	L	PCT.			W	L	PCT.		
#Montana	8	0	1.000	264	140	12	2	.857	385	225
*Montana State	6	2	.750	170	145	8	5	.615	261	286
Portland State	6	2	.750	200	99	7	4	.636	245	202
Northern Arizona	5	3	.625	291	202	6	5	.545	378	296
Sacramento State	4	4	.500	142	196	4	7	.364	168	288
Weber State	3	5	.375	171	205	4	7	.364	201	265
Eastern Washington	3	5	.375	180	167	3	8	.273	214	296
Idaho State	1	7	.125	173	237	2	9	.182	255	373
\$Northern Colorado	0	8	.000	80	280	1	10	.100	129	373

\$Because of NCAA transition requirements, Northern Colorado was not eligible to win the conference title, or advance to the postseason

#Won Big Sky Regular-Season Title. *Earned at-large bid to Division I Football Championship.

2007 STANDINGS

	CONFERENCE			PF	PA	OVERALL			PF	PA
	W	L	PCT.			W	L	PCT.		
#Montana	8	0	1.000	234	124	11	1	.917	377	168
*Eastern Wash.	6	2	.750	258	149	9	4	.692	437	288
Northern Arizona	5	3	.625	230	226	6	5	.545	322	305
Montana State	4	4	.500	191	191	6	5	.545	266	239
Weber State	4	4	.500	225	218	5	6	.455	299	324
Portland State	3	5	.375	292	305	3	8	.273	338	418
Sacramento State	3	5	.375	172	192	3	8	.273	201	305
Idaho State	2	6	.250	196	273	3	8	.373	271	393
Northern Colorado	1	7	.125	96	216	1	11	.083	136	415

#Regular-Season Champion and Automatic Bid to Playoffs.

*Earned at-large bid to Division I Football Championship

2008 STANDINGS

	CONFERENCE					OVERALL				
	W	L	PCT.	PF	PA	W	L	PCT.	PF	PA
#Weber State	7	1	.875	287	172	10	4	.713	493	317
*Montana	7	1	.875	269	110	14	2	.875	509	284
Eastern Washington	5	3	.625	223	184	6	5	.545	323	295
Montana State	5	3	.626	190	207	7	5	.583	319	332
Northern Arizona	4	4	.500	216	219	6	5	.545	316	273
Sacramento State	3	5	.375	198	253	6	6	.500	319	324
Portland State	3	5	.375	220	236	4	7	.364	284	357
Northern Colorado	1	7	.125	150	188	1	10	.091	225	326
Idaho State	1	7	.125	177	316	1	11	.083	256	494

Co-Regular-Season Championship and Automatic Bid to Playoffs.

* Co-Regular-Season Championship and at-large bid to playoffs

2009 STANDINGS

	CONFERENCE					OVERALL				
	W	L	PCT.	PF	PA	W	L	PCT.	PF	PA
#Montana	8	0	1.000	290	164	14	1	.933	537	285
*Weber State	6	2	.750	246	155	7	5	.583	338	260
*Eastern Wash.	6	2	.750	288	184	8	4	.667	404	329
Montana State	5	3	.625	299	156	7	4	.636	257	230
Sacramento State	4	4	.500	221	267	5	6	.455	274	371
Northern Arizona	4	4	.500	254	216	5	6	.455	327	327
Northern Colorado	1	7	.125	147	210	3	8	.273	202	288
Portland State	1	7	.125	160	294	2	9	.182	232	372
Idaho State	1	7	.125	117	277	1	10	.091	142	424

#Regular-season champion. *Earned At-Large bid to FCS Playoffs

2010 STANDINGS

	CONFERENCE					OVERALL				
	W	L	PCT.	PF	PA	W	L	PCT.	PF	PA
*\$Eastern Wash.	7	1	.875	246	171	13	2	.867	472	374
*#Montana State	7	1	.875	250	214	9	3	.750	396	310
Montana	5	3	.625	216	189	7	4	.545	349	243
Sacramento State	5	3	.625	289	186	6	5	.545	353	272
Weber State	5	3	.625	218	231	6	5	.545	279	342
Northern Arizona	4	4	.500	220	154	6	5	.545	314	218
Northern Colorado	2	6	.250	208	266	3	8	.273	275	345
Portland State	1	7	.125	207	289	2	9	.182	257	445
Idaho State	0	8	.000	116	270	1	10	.091	172	366

#Co-Regular-season champion. Earned Automatic Bid to FCS playoffs.

*Co-Regular-season champion. Earned At-Large bid to FCS Playoffs

\$FCS National Champions

2011 STANDINGS

	CONFERENCE					OVERALL				
	W	L	PCT.	PF	PA	W	L	PCT.	PF	PA
*Montana State	7	1	.875	285	196	10	3	.769	415	318
Portland State	5	3	.625	261	214	7	4	.636	362	308
Eastern Wash.	5	3	.625	259	221	6	5	.545	356	332
Weber State	5	3	.625	270	230	5	6	.455	347	354
Northern Arizona	3	5	.375	217	213	4	7	.364	309	294
Sacramento State	3	5	.375	199	215	4	7	.364	261	301
Idaho State	1	7	.125	136	277	2	9	.182	204	404
Northern Colorado	0	8	.000	148	300	0	11	.000	207	382
*Montana	5	1	.833	272	152	6	2	.850	474	279

#Regular-season champion. Earned Automatic Bid to FCS playoffs.

*Vacated two conference wins and five overall wins due to use of ineligible player.

2012 STANDINGS

	CONFERENCE					OVERALL				
	W	L	PCT.	PF	PA	W	L	PCT.	PF	PA
#Eastern Wash.	7	1	.875	276	213	11	3	.785	472	356
*Montana State	7	1	.875	293	165	11	2	.846	435	274
*Cal Poly	7	1	.875	342	196	9	3	.750	440	284
Northern Arizona	6	2	.750	256	183	8	3	.727	348	260
Sacramento State	4	4	.500	220	216	6	5	.545	297	310
Northern Colorado	4	4	.500	225	252	5	6	.455	282	324
Southern Utah	4	4	.500	234	226	5	6	.455	313	333
North Dakota	3	5	.375	217	294	5	6	.455	369	380
Montana	3	5	.375	252	221	5	6	.455	348	294
UC Davis	3	5	.375	240	262	4	7	.364	302	322
Portland State	2	6	.250	295	279	3	8	.273	383	396
Weber State	2	6	.286	195	235	2	9	.222	239	362
Idaho State	0	8	.000	162	465	1	10	.191	228	592

#Co-Regular-Season Champion. Earned Automatic Bid to FCS Playoffs

*Co-Regular Season Champion. Earned At-Large Bid to FCS Playoffs.

2013 STANDINGS

	CONFERENCE					OVERALL				
	W	L	PCT.	PF	PA	W	L	PCT.	PF	PA
#Eastern Wash.	8	0	1.000	338	206	12	3	.800	592	424
*Northern Arizona	7	1	.875	228	177	9	3	.750	278	264
*Montana	6	2	.750	292	192	10	3	.769	490	298
*Southern Utah	5	3	.626	135	147	8	5	.615	260	288
Montana State	5	3	.626	259	192	7	5	.583	395	299
Cal Poly	5	3	.626	252	144	6	6	.500	342	259
UC Davis	5	3	.626	193	169	5	7	.417	227	277
Sacramento State	4	4	.500	242	239	5	7	.417	326	398
Portland State	3	5	.375	248	260	6	6	.500	419	330
North Dakota	2	6	.250	148	271	3	8	.273	262	371
Idaho State	1	7	.125	189	267	3	9	.250	271	399
Weber State	1	7	.125	121	274	2	10	.167	190	497
Northern Colorado	0	8	.000	156	263	1	11	.083	237	375

#Regular-Season Champion. Earned Automatic Bid to FCS Playoffs

*Earned At-Large Bid to FCS Playoffs.

2014 STANDINGS

	CONFERENCE					OVERALL				
	W	L	PCT.	PF	PA	W	L	PCT.	PF	PA
#Eastern Wash.	7	1	.875	334	206	11	3	.768	618	439
Idaho State	6	2	.750	345	233	8	4	.667	484	377
*Montana	6	2	.750	245	170	9	5	.643	415	294
*Montana State	6	2	.750	295	254	8	5	.615	496	433
Northern Arizona	5	3	.625	198	198	7	5	.583	315	308
Cal Poly	5	3	.625	302	254	7	5	.583	406	343
Sacramento State	4	4	.500	294	320	7	5	.583	458	433
North Dakota	3	5	.375	152	218	5	7	.417	191	314
Southern Utah	3	5	.375	223	276	3	9	.250	278	427
Northern Colorado	2	6	.250	167	258	3	8	.273	214	337
Portland State	2	6	.250	196	240	3	9	.250	290	408
Weber State	2	6	.250	190	222	2	10	.167	262	368
UC Davis	1	7	.125	213	305	2	9	.182	286	416

#Regular-Season Champion. Earned Automatic Bid to FCS Playoffs

*Earned At-Large Bid to FCS Playoffs.

2015 STANDINGS

	CONFERENCE					OVERALL				
	W	L	PCT.	PF	PA	W	L	PCT.	PF	PA
#Southern Utah	7	1	.875	312	134	8	4	.667	425	250
*Portland State	6	2	.750	273	215	9	3	.750	411	268
*Montana	6	2	.750	273	180	8	5	.615	381	320
Northern Arizona	5	3	.625	344	273	7	4	.636	432	383
North Dakota	5	3	.625	255	218	7	4	.636	309	283
Eastern Washington	5	3	.625	249	286	6	5	.545	381	435
Weber State	5	3	.625	194	189	6	5	.545	247	270
Northern Colorado	3	5	.375	214	298	6	5	.545	330	378
Montana State	3	5	.375	303	301	5	6	.455	461	377
Cal Poly	3	5	.375	311	302	4	7	.364	372	390
UC Davis	2	6	.250	184	271	2	9	.182	245	376
Idaho State	1	7	.125	179	318	2	9	.182	242	450
Sacramento State	1	7	.125	161	267	2	9	.182	216	368

#Regular-Season Champion. Earned Automatic Bid to FCS Playoffs

*Earned At-Large Bid to FCS Playoffs.

2016 STANDINGS

	CONFERENCE					OVERALL				
	W	L	PCT.	PF	PA	W	L	PCT.	PF	PA
#Eastern Washington	8	0	1.000	363	195	12	2	.857	593	371
*North Dakota	8	0	1.000	249	153	9	3	.750	355	264
*Weber State	6	2	.750	229	211	7	5	.583	312	360
*Cal Poly	5	3	.625	292	282	7	5	.583	416	394
Southern Utah	5	3	.625	286	228	6	5	.545	321	312
Northern Colorado	4	4	.500	245	272	6	5	.545	377	398
Northern Arizona	4	4	.500	255	232	5	6	.455	363	313
Montana	3	5	.375	306	245	6	5	.545	434	297
Montana State	2	6	.250	183	232	4	7	.364	282	276
Portland State	2	6	.250	284	296	3	8	.273	365	429
UC Davis	2	6	.250	208	275	3	8	.273	310	408
Sacramento State	2	6	.250	227	357	2	9	.182	267	440
Idaho State	1	7	.125	206	355	2	9	.182	267	451

#Co-Regular-Season Champion. Earned Automatic Bid to FCS Playoffs

*Co-Regular Season Champion. Earned At-Large Bid to FCS Playoffs.

*Earned At-Large Bid to FCS Playoffs.

2017 STANDINGS

	CONFERENCE					OVERALL				
	W	L	PCT.	PF	PA	W	L	PCT.	PF	PA
*Weber State	7	1	.875	266	126	11	3	.786	472	246
#Southern Utah	7	1	.875	294	194	9	3	.750	403	336
Eastern Washington	6	2	.750	300	250	7	4	.636	379	367
Sacramento State	6	2	.750	328	246	7	4	.636	414	327
*Northern Arizona	6	2	.750	272	199	7	5	.583	363	356
Montana	5	3	.625	277	230	7	4	.636	385	319
Montana State	5	3	.625	237	197	5	6	.455	278	275
UC Davis	3	5	.375	281	295	5	6	.455	370	354
Idaho State	2	6	.250	229	306	4	7	.364	309	391
Northern Colorado	2	6	.250	216	286	3	7	.300	278	341
North Dakota	2	6	.250	220	299	3	8	.273	277	381
Cal Poly	1	7	.125	138	253	1	10	.091	203	352
Portland State	0	8	.000	204	381	0	11	.000	256	473

#Co-Regular-Season Champion. Earned Automatic Bid to FCS Playoffs

*Co-Regular Season Champion. Earned At-Large Bid to FCS Playoffs.

*Earned At-Large Bid to FCS Playoffs.

2018 STANDINGS

	CONFERENCE					OVERALL				
	W	L	PCT.	PF	PA	W	L	PCT.	PF	PA
**Eastern Washington	7	1	.875	384	135	12	3	.800	647	340
**UC Davis	7	1	.875	356	217	10	3	.769	516	356
*Weber State	7	1	.875	235	161	10	3	.769	362	275
*Montana State	5	3	.625	238	212	8	5	.615	370	370
Idaho State	5	3	.625	279	260	6	5	.545	388	363
Montana	4	4	.500	272	244	6	5	.545	373	314
Cal Poly	4	4	.500	251	312	5	6	.455	315	400
Northern Arizona	3	4	.429	194	241	4	6	.400	258	322
Portland State	3	5	.375	206	250	4	7	.364	302	398
Idaho	3	5	.375	195	260	4	7	.364	274	412
Northern Colorado	2	6	.250	195	303	2	9	.182	262	391
Southern Utah	1	7	.125	195	312	1	10	.091	281	456
Sacramento State	0	7	.000	144	294	2	8	.200	241	354

#Co-Regular Season Champion

*Earned Automatic Bid to FCS Playoffs

*Earned At-Large Bid to FCS Playoffs



1963 ALL-CONFERENCE TEAM

FIRST TEAM

E - Lynn Corbridge, Weber State
 E - Chris Pomajevich, Montana
 OT - John Miller, Idaho State
 OT - Ron Trussell, Weber State
 OG - Jerry Luchau, Montana
 OG - Tom Monterossi, Montana State
 C - Ben Sanford, Idaho State
 QB - Ken Christison, Montana State
 HB - Dan Sundling, Montana State
 HB - Nick Yorges, Idaho State
 FB - Dave Miller, Montana State
 FB - Frank Bentley, Weber State
 FB - Pete Gotay, Montana
 FB - Ted Schmidt, Idaho State

SECOND TEAM

E - Archie Warwick, Montana State
 E - Ken Dean, Idaho State
 E - Carl Humphrey, Idaho State
 OT - Joe Tiller, Montana State
 OT - Bob Hampton, Montana State
 OT - Mike Tilleman, Montana
 OG - Howard Ross, Montana State
 OG - Gary Hansen, Weber State
 OG - Robert Helton, Idaho State
 C - Terry Albrecht, Montana State
 QB - Bill Shaw, Idaho State
 HB - Dick Pruitt, Weber State
 HB - Will Fennal, Montana State

1964 ALL-CONFERENCE TEAM

FIRST TEAM

E - Dennis Anderson, Weber State
 E - Gary Decolati, Montana State
 OT - Gene Kelikull, Idaho State
 OT - Tom Marlinan, Montana State
 OG - Gary Carle, Montana State
 OG - Jerry Ross, Montana State
 C - Terry Albrecht, Montana State
 C - Wayne Harrington, Montana
 QB - Gill Shaw, Idaho State
 HB - Dan Sundling, Montana State
 HB - Paul Connelly, Montana
 FB - Dave Miller, Montana State

SECOND TEAM

E - Carl Humphrey, Idaho State
 E - Bob Crippen, Montana
 OT - Bob Hampton, Montana State
 OT - Mike Tilleman, Montana
 OG - Jim Anaya, Idaho State
 OG - Floyd Joramo, Montana
 QB - Ray Foley, Montana State
 HB - Harlan Hare, Idaho State
 HB - George Douglas, Idaho State
 HB - Dick Pruitt, Weber State
 FB - Cliff Chilton, Idaho State

1965 ALL-CONFERENCE TEAM

OFFENSE

E - Ron Arnold, Idaho State
 E - Terry Bergren, Montana
 OT - Joe Dobson, Idaho
 OT - Tom Marinar, Montana State
 OG - Dave Triplett, Idaho
 OG - Jim Mann, Weber State
 C - Steve Buratto, Idaho
 QB - Tim Jones, Weber State
 RB - Henry Owens, Weber State

RB - Ray McDonald, Idaho
 RB - Willie Jones, Montana
 RB - Tim Lavens, Idaho

DEFENSE

DE - Tom Stephens, Idaho
 DE - Tony Mackinnon, Weber State
 DT - Sid Otten, Weber State
 DT - Dick Arndt, Idaho
 LG - John Boisen, Idaho
 LB - Gary Carle, Montana State
 LB - Ron Porter, Idaho
 LB - Jerry Campbell, Idaho
 DB - Bill Scott, Idaho
 DB - George Douglas, Idaho State
 S - Mitch Gainer, Weber State

1966 ALL-CONFERENCE TEAM

OFFENSE

E - Tony Mackinnon, Sr, Weber State
 E - Gary Richards, Sr, Montana State
 OT - Jim Schmedding, Jr, Weber State
 OT - Clark Smith, Sr, Montana State
 OG - Steve Ulrich, Jr, Idaho
 OG - Jim Mann, Sr, Weber State
 C - Bob Skuse, Sr, Idaho
 QB - Tim Jones, Sr, Weber State
 RB - Ray McDonald, Sr, Idaho
 RB - Don Hass, Jr, Montana State
 RB - Lee White, Jr, Weber State
 RB - Phil Tuckett, Jr, Weber State

DEFENSE

DE - Tom Stephens, Sr, Idaho
 DE - Ron McCall, Sr, Weber State
 DT - Ron East, Sr, Montana State
 DT - Lew Kamanu, Sr, Weber State
 MG - Dick Arndt, Sr, Idaho
 LB - Ron Porter, Sr, Idaho
 LB - Wayne Purdham, Sr, Montana State
 LB - Danny Litzenberger, Jr, Weber State
 DB - Ben Vaughn, Sr, Montana State
 DB - Dan Hodge, Sr, Montana State
 S - Warren Hill, Sr, Montana

1967 ALL-CONFERENCE TEAM

OFFENSE

E - Hank Uraz, Sr, Montana State
 F - John Knight, Sr, Weber State
 OT - Lon Howard, Jr, Montana
 OT - Jim Thiemens, Jr, Idaho
 OG - Jim Schmedding, Sr, Weber State
 OG - Herb White, Jr, Montana
 C - Steve Ulrich, Sr, Idaho
 QB - Dennis Erickson, Jr, Montana State
 RB - Lee White, Sr, Weber State
 RB - Don Hass, Sr, Montana State
 RB - Bryan Magnuson, Sr, Montana
 RB - Jim Pearsa II, Jr, Idaho

DEFENSE

DE - Otis Thomas, Sr, Idaho State
 DE - Larry Huggins, Sr, Montana
 DE - Dennis Muhlbeier, Sr, Montana State
 DT - Kayo Trepanier, Sr, Montana State
 DT - Steve Hanrahan, Sr, Weber State
 DT - Bob Graham, Sr, Montana
 MG - Jerry Jimison, Sr, Montana State
 LB - Bob Beers, Jr, Montana
 LB - Leroy Harris, Jr, Idaho State
 LB - Earl Hanson, Sr, Montana State
 DB - Ken Dotson, Jr, Idaho

DB - Steve Holloway, Sr, Weber State
 DB - Russ Dodge, Sr, Montana State
 S - Bill Rogers, Sr., Weber State
 S - Wayne Pitzer, Sr., Montana State
 S - Mick O'Neill, Jr., Montana

1968 ALL-CONFERENCE TEAM

OFFENSE

E - Jerry Hendren, Jr, Idaho
 E - Pete Davis, Sr, Weber State
 OT - Tuufuli Uperesa, Jr, Montana
 OT - John Winchell, Jr, Montana State
 OG - Jim Massey, Jr, Weber State
 OG - Tony Welzenbach, Sr, Montana State
 C - Gene Wasia, Jr, Montana State
 QB - Dennis Erickson, Sr, Montana State
 RB - Ed Bell, Jr, Idaho State
 RB - Paul Schafer, So., Montana State
 RB - Rob Young, Sr., Idaho

DEFENSE

DE - Herb White, Sr, Montana
 DE - Greg Crowshaw, Jr, Weber State
 DT - Halvor Hagen, Sr, Weber State
 DT - Rocky Tope, So, Montana State
 MG - Carter Campbell, Jr, Weber State
 MG - Eric Wheeler, Jr, Montana State
 LB - Joe Tasby, Jr, Idaho
 LB - Roger Trincherro, Sr, Weber State
 LB - Ray Becky, Sr, Montana State
 LB - Bob Beers, Sr., Montana
 DB - Ken Dotson, Sr., Idaho
 DB - Leroy Harris, Sr., Idaho State
 S - Billy Satterfield, Sr., Idaho State

1969 ALL-CONFERENCE TEAM

OFFENSE

E - Jerry Hendren, Sr, Idaho
 E - Ed Bell, Sr, Idaho State
 OT - Tuufuli Uperesa, Sr, Montana
 OT - Bill Gutman, Sr, Montana
 OG - Mike Cronquist, Jr, Montana State
 OG - John Stedham, Sr, Montana
 C - Joe McGrath, Sr, Idaho State
 QB - Jerry Dunne, Jr, Idaho State
 RB - Sam Gipson, Sr., Weber State
 RB - Les Kent, Jr., Montana
 RB - Arnie Blancas, Jr., Montana

DEFENSE

DE - Jim Nordstrom, Sr, Montana
 DE - Russell Melby, Sr, Weber State
 DE - Steve Mandelkow, Jr, Idaho State
 DT - Carter Campbell, Sr, Weber State
 DT - Larry Chandler, Jr, Idaho State
 DT - Larry Stranahan, Jr, Montana
 MG - Larry Miller, Jr, Montana
 LB - Ambrose Costa, Sr, Idaho
 LB - Tim Gallagher, Jr., Montana
 LB - Roosevelt Owens, Sr., Idaho
 LB - Ron Linehan, So., Idaho
 DB - Roy Robinson, Sr., Montana
 DB - Jerry Williams, Sr., Weber State
 S - Karl Stein, Jr., Montana


1970 ALL-CONFERENCE TEAM

OFFENSE

E - Rich Nielsen, Sr, Weber State
 E - Terry Moreland, Jr, Idaho
 OT - Steve Okoniewski, Jr, Montana
 OT - Clayton Anquin, Jr, Weber State




Idaho's Ray McDonald was All-Conference in 1965 and 1966. He was the Big Sky's first NFL first round draft pick.



Idaho's Jerry Hendren was an All-Conference receiver in 1968 and 1969.



Weber State's Lee White was All-Conference in 1967 and 1968.



Montana's Karl Stein was an All-Conference Defensive Back in 1969 and 1970.



Montana State's Wayne Edwards was an All-Conference running back in 1973.

OG - Polo Afuvai, Sr, Weber State
 OG - Dave Flynt, Sr, Weber State
 C - Stan Geyer, Jr, Idaho State
 QB - Jerry Dunne, Sr, Idaho State
 RB - Fred Riley, Jr, Idaho
 RB - Paul Schafer, Sr, Montana State
 RB - Arnie Blancas, Sr, Montana

DEFENSE

E - Gary Gustafson, Sr, Montana State
 E - Tim Reese, Sr, Idaho
 E - Henry Reed, Sr, Weber State
 T - Larry Miller, Sr, Montana
 T - Rocky Tope, Sr, Montana State
 LB - Mike Boettcher, Jr, Northern Arizona
 LB - Ras Cattalico, Jr, Idaho State
 LB - Ron Linehan, Jr, Idaho
 CB - Louis Hurst, Sr, Idaho State
 CB - Bob Wilson, Sr, Weber State
 S - Karl Stein, Sr, Montana
 S - Bob Banaugh, Jr, Montana State

**1971 ALL-CONFERENCE TEAM
 OFFENSE**

E - Don Hutt, So, Boise State
 E - Tom Hofmann, So, Idaho State
 OT - Steve Okoniewski, Sr, Weber State
 OT - Dave Taylor, Sr, Montana
 OG - Andy Kupp, Sr, Idaho
 OG - Jim Campasano, Sr, Weber State
 C - Ray Stachnik, Sr, Montana
 QB - Eric Guthrie, Sr, Boise State
 HB - Steve Caputo, Sr, Montana
 HB - Fred Riley, Sr, Idaho
 FB - Jim Nichols, Jr, Weber State

DEFENSE

DE - Tom Toner, Jr, Idaho State
 DE - Rick Simmons, Jr, Idaho
 DT - Don Ritchey, Sr, Weber State
 DT - Bill Kollar, So, Montana State
 MG - Steve Barker, Sr, Idaho
 LB - Rand Marquess, Jr, Idaho
 LB - Steve Vogel, Sr, Boise State
 LB - Ron Linehan, Sr, Idaho
 CB - Eddie Robinson, Sr, Montana State
 CB - Phil Price, Sr, Idaho State
 S - Bob Banaugh, Sr, Montana State

**1972 ALL-CONFERENCE TEAM
 OFFENSE**

E - Don Hutt, Jr, Boise State
 E - Sam McCullum, Jr, Montana State
 E - Al Marshall, Sr, Boise State
 OT - Allan Young, Sr, Montana State
 OT - Tony Ramonas, Jr, Idaho State
 OG - Barry Darrow, Sr, Montana
 OG - Rich Watkins, Sr, Weber State
 C - Ken Muhlbiel, Sr, Idaho
 C - Kit Blue, Jr, Montana
 QB - Zoonie McLean, Sr, Montana State
 HB - Rene Garnett, So, Idaho State
 HB - Al Butler, Sr, Weber State
 HB - Bernie Rembert, Sr, Idaho
 FB - Don Bagley, So, Montana State
 FB - Mike Davis, Sr, Idaho State
 FB - Milford Suida, Jr, Northern Arizona

DEFENSE

DE - Leo LaRoche, Sr, Montana
 DE - Tom Toner, Sr, Idaho State

DT - Bill Kollar, Jr, Montana State
 DT - Curt Brandon, Sr, Montana State
 LB - Rand Marquess, Sr, Idaho
 LB - Phil Spain, Sr, Idaho State
 LB - John Knobbe, Sr, Weber State
 LB - Ron Rosenberg, So, Montana
 CB - Doug Vickery, Sr, Montana State
 CB - Greg Fredrick, Sr, Boise State
 CB - Rufus Mullen, Sr, Northern Arizona
 S - Mick Dennehy, Sr, Montana
 S - Monte Boston, Sr, Montana State

**1973 ALL-CONFERENCE TEAM
 OFFENSE**

E - Don Hutt, Sr, Boise State
 E - Tom Hofmann, Jr, Idaho State
 E - Bill Kashetta, Sr, Idaho
 OT - Al Davis, Sr, Boise State
 OT - Alan Ward, Jr, Montana State
 OG - Leon Potkay, Sr, Montana State
 OG - Dan Dixon, Sr, Boise State
 C - John Klotz, Sr, Boise State
 QB - Jim McMillan, Jr, Montana State
 HB - Wayne Edwards, Jr, Montana State
 HB - Jim Smith, Sr, Northern Arizona
 FB - Brian Gladwell, Jr, Weber State

DEFENSE

DE - Dave Benson, Jr, Weber State
 DE - Steve Taylor, Sr, Montana
 DE - Mark Goodman, Sr, Boise State
 DE - Greg Maurer, Jr, Montana State
 DT - Bill Kollar, Sr, Montana State
 DT - Loyd Grimsrud, Sr, Idaho
 LB - Ron Ueland, Sr, Montana State
 LB - Joe Mattie, Sr, Idaho State
 LB - Dusty Birkenbuel, Jr, Montana State
 CB - Dave Harrington, Sr, Montana
 CB - Randy Hall, Sr, Idaho
 CB - Sylvester Hardy, Jr, Montana
 CB - Randy Hickel, So, Montana State
 CB - Ron Neal, Sr, Boise State
 S - Steve Dodds, Jr, Montana State
 S - Bucky Burns, Sr, Idaho

**1974 ALL-CONFERENCE TEAM
 OFFENSE**

WR - Mike Holton, So, Boise State
 WR - Tom Hofman, Sr, Idaho State
 TE - Steve Duncanson, Jr, Idaho
 OT - Luther Parker, Sr, Weber State
 OT - Alan Ward, Sr, Montana State
 OG - John Roman, Sr, Idaho State
 OG - Jim Boyle, Sr, Montana State
 C - Joe Johnson, Sr, Montana State
 QB - Jim McMillan, Sr, Boise State
 RB - Steve Kracher, Jr, Montana State
 FB - J. C. Chadband, Jr, Idaho
 PK - Pat Bolton, Jr, Montana State

DEFENSE

DL - Saia Misa, Jr, Boise State
 DL - Wayne Hammond, Sr, Montana State
 DL - Matt Kendon, Sr, Idaho State
 DL - Ray Naworal, Sr, Idaho State
 LB - Ron Davis, Sr, Boise State
 LB - Loren Schmidt, Sr, Boise State
 LB - Ron Rosenberg, Sr, Montana

DB - Rolly Woolsey, Sr, Boise State
 DB - Steve Dodds, Sr, Montana State
 DB - Sylvester Hardy, Sr, Montana
 DB - Greg Anderson, So, Montana
 P - Steve Beller, Sr, Idaho State

**1975 ALL-CONFERENCE TEAM
 OFFENSE**

WR - Mike Holton, Jr, Boise State
 WR - John Crabtree, Sr, Boise State
 TE - Steve Duncanson, Sr, Idaho
 OT - Rick Scribner, Jr, Idaho State
 OT - Everett Carr, Jr, Boise State
 OG - Ron Iverson, Sr, Montana State
 OG - Glenn Sparks, Sr, Boise State
 C - Rich Rodgers, Sr, Idaho State
 QB - Dave Comstock, Sr, Idaho
 RB - Steve Kracher, Sr, Montana State
 RB - John Smith, Sr, Boise State
 FB - J.C. Chadband, Sr, Idaho
 PK - Pat Bolton, Sr, Montana State

DEFENSE

L - Ed Spann, Sr, Weber State
 L - Brad Daws, Sr, Montana State
 L - Greg Taylor, So, Idaho State
 L - Steve Mullen, Sr, Montana State
 LB - Wayne Hill, Jr, Idaho State
 LB - Gary Gorrell, Sr, Boise State
 LB - Rick Noel, Sr, Idaho State
 B - Bill Keilty, Sr, Idaho
 B - Gary Rosolowich, Jr, Boise State
 B - Greg Anderson, Jr, Montana
 B - Steve Kapaun, Sr, Idaho State
 P - Dannie Marelli, Sr, Weber State

**1976 ALL-CONFERENCE TEAM
 OFFENSE**

WR - Paul Cooley, Sr, Montana
 WR - Mike Holton, Sr, Boise State
 TE - Ron McCullough, Jr, Montana State
 OT - Rick Scribner, Sr, Idaho State
 OT - Wil Overgaard, Sr, Idaho
 OG - Everett Carr, Sr, Boise State
 OG - Larry Friedrichs, Jr, Northern Arizona
 OG - Clarence Hough, Sr, Idaho
 C - John Yarno, Sr, Idaho
 QB - Paul Dennehy, So, Montana State
 RB - Tom Kostrba, So, Montana State
 RB - Robert Brooks, Jr, Idaho
 FB - Carl Golden, So, Northern Arizona
 PK - Tom Jurich, Jr, Northern Arizona

DEFENSE

DL - Chris Malmgren, Jr, Boise State
 DL - Richard Lyman, Jr, Montana State
 DL - Ray Allred, Jr, Idaho State
 DL - Les Leininger, Sr, Montana State
 DL - Chris Tormey, Jr, Idaho
 LB - Tim Nixon, Sr, Montana State
 LB - Wayne Hill, Sr, Idaho State
 LB - Kjel Kiilsgaard, Sr, Idaho
 DB - Greg Anderson, Sr, Montana
 DB - Gary Rosolowich, Sr, Boise State
 DB - Doug Battershill, So, Weber State
 DB - Harold Smith, So, Northern Arizona
 DB - Vince Dodds, Sr, Montana State
 P - Bob Martin, Sr, Northern Arizona

1977 ALL-CONFERENCE TEAM

OFFENSE

WR - Terry Hutt, Sr, Boise State
 WR - Tom Coleman, Sr, Weber State
 TE - Kent Critchlow, Jr, Weber State
 OT - Jon Borchardt, Jr, Montana State
 OT - Harold Cotton, Sr, Boise State
 OG - Lee Washburn, Sr, Montana State
 OG - Larry Friedrichs, Sr, Northern Arizona
 OG - Alva Liles, Sr, Boise State
 C - Mark Villano, Jr, Boise State
 QB - Morris Bledsoe, Jr, Weber State
 RB - Delmar Jones, Jr, Montana State
 RB - Terry Zahner, Fr, Boise State
 RB - Monty Bullerdick, Jr, Montana
 FB - Carl Golden, Jr, Northern Arizona
 PK - Tom Jurich, Sr, Northern Arizona

DEFENSE

DL - Rick Vancleeve, Jr, Montana State
 DL - Chris Malmgren, Sr, Boise State
 DL - Tim Sanford, Sr, Idaho
 DL - Ray Allred, Sr, Idaho State
 LB - Jerry Lumpkins, Jr, Northern Arizona
 LB - Willie Beamon, Jr, Boise State
 LB - Tim Evans, Jr, Weber State
 DB - Cleveland Dansby, Sr, Northern Arizona
 DB - Ken West, Sr, Boise State
 DB - Dennis Duncanson, Jr, Weber State
 DB - Harold Smith, Jr, Northern Arizona
 P - Ralph Lowe, Sr, Idaho

1978 ALL-CONFERENCE TEAM

OFFENSE

WR - Randy Jordan, Sr, Weber State
 WR - Greg Smith, Jr, Idaho State
 TE - Butch Damberger, Jr, Montana State
 TE - Allan Green, Jr, Montana
 OT - Jon Borchardt, Sr, Montana State
 OT - Guy Bingham, Jr, Montana
 OG - Jay Daly, Jr, Montana State
 OG - Dale Phillips, Sr, Boise State
 C - Mark Villano, Sr, Boise State
 QB - Morris Bledsoe, Sr, Weber State
 FB - David Hughes, So, Boise State
 RB - Allan Clark, Sr, Northern Arizona
 RB - Cedric Minter, So, Boise State
 Ret. - Ray Smith, Sr, Northern Arizona
 PK - Tom Sarette, Sr, Boise State

DEFENSE

DL - Steve Fisher, Sr, Montana
 DL - Neal Higginson, Sr, Northern Arizona
 DL - Sam Martin, Jr, Montana
 DL - Rick Vancleeve, Sr, Montana State
 LB - Ed Hightower, Sr, Northern Arizona
 LB - Larry Polowski, Sr, Boise State
 LB - Otto Ribary, Jr, Weber State
 LB - Bob MacCauley, Sr, Boise State
 LB - Jerry Lumpkin, Sr, Northern Arizona
 DB - Dennis Duncanson, Sr, Weber State
 DB - Ray Smith, Sr, Northern Arizona
 DB - Harold Smith, Sr, Northern Arizona
 DB - Sam Miller, Sr, Boise State
 DB - Jim Mickelson, Sr, Montana State
 DB - Greg Dunn, Jr, Montana
 P - Case deBruijn, Fr, Idaho State

1979 ALL-CONFERENCE TEAM

OFFENSE

WR - Jim Hard, Sr, Montana

WR - Jeff Wright, Sr, Nevada
 WR - Curt Miller, So, Weber State
 WR - Kipp Bedard, So, Boise State
 TE - Butch Damberger, Sr, Montana State
 OT - Kyle Riddell, Sr, Idaho
 OT - Renny Buckner, Sr, Boise State
 OT - Warren Whitaker, Sr, Idaho State
 OT - David Hann, Sr, Nevada
 OT - Tim Small, Fr, Weber State
 OG - Shawn Beaton, Jr, Boise State
 OG - Jay Daly, Sr, Montana State
 OG - Robert Selden, Sr, Nevada
 C - Larry Coombs, Sr, Idaho
 QB - Joe Aliotti, Jr, Boise State
 RB - Cedric Minter, Jr, Boise State
 RB - Willard Reaves, Jr, Northern Arizona
 FB - Frank Hawkins, Jr, Nevada
 Ret. - Mark McGrath, Sr, Montana State
 PK - Pete O'Brien, So, Idaho
 PK - Raul Allegre, So, Montana

DEFENSE

DL - Doug Scott, Sr, Boise State
 DL - Sam Martin, Sr, Montana
 DL - Les Sherrill, Sr, Montana State
 DL - Don Smerek, Sr, Nevada
 DL - Mark McNeal, Sr, Idaho
 DL - Michael Johnson, Sr, Idaho State
 LB - Ed Judie, Jr, Northern Arizona
 LB - Otto Ribary, Sr, Weber State
 LB - Ralph Esposito, Jr, Boise State
 LB - Kent Clausen, Jr, Montana
 LB - Travis Harper, Sr, Nevada
 LB - Manny Rodriguez, Sr, Nevada
 LB - John Schachtner, Jr, Northern Arizona
 DB - Stu Dodds, Sr, Montana State
 DB - Rick Woods, So, Boise State
 DB - Greg Dunn, Sr, Montana
 DB - Chuck Willig, So, Northern Arizona
 P - Stu Dodds, Sr, Montana State

1980 ALL-CONFERENCE TEAM

OFFENSE

WR - Kipp Bedard, Jr, Boise State
 WR - Pete Mandley, So, Northern Arizona
 TE - Rod Childs, Jr, Idaho State
 OT - Dennis Brady, Jr, Boise State
 OT - Bruce Fery, Jr, Idaho
 OG - Shawn Beaton, Sr, Boise State
 OG - Melvin Gentry, So, Nevada
 C - Randy Schrader, Sr, Boise State
 QB - Joe Aliotti, Sr, Boise State
 RB - Cedric Minter, Sr, Boise State
 FB - Frank Hawkins, Sr, Nevada
 Ret. - Pete Mandley, So, Northern Arizona
 PK - Case deBruijn, Jr, Idaho State

DEFENSE

DL - Randy Trautman, Jr, Boise State
 DL - Bubba Puha, Sr, Nevada
 DL - Greg Miller, Jr, Nevada
 DL - Dan Anders, Sr, Northern Arizona
 LB - Mike Humiston, Sr, Weber State
 LB - Danny Rich, Jr, Weber State
 LB - Dan Williams, Sr, Boise State
 LB - Jack Muhlbeier, Sr, Montana State
 DB - Rick Woods, Jr, Boise State
 DB - Mark Massey, Jr, Weber State

DB - Joe Saunders, Sr, Nevada
 DB - Bob Malsey, Sr, Idaho State
 P - Case deBruijn, Jr, Idaho State

1981 ALL-CONFERENCE TEAM

OFFENSE

WR - Kipp Bedard, Sr, Boise State
 WR - Eric Allen, Sr, Weber State
 TE - Rod Childs, Sr, Idaho State
 TE - Duane Dlouhy, Sr, Boise State
 OT - Dennis Brady, Sr, Boise State
 OT - Jim Rooney, Sr, Montana
 OG - Todd Wilcks, Sr, Nevada
 OG - Don Samuelson, Sr, Montana State
 C - Larry Rubens, Sr, Montana State
 QB - Mike Machurek, Sr, Idaho State
 RB - Rodney Webster, So, Boise State
 FB - John Vicari, Sr, Nevada
 Ret. - Rick Woods, Sr, Boise State
 PK - Tony Zendejas, So, Nevada

DEFENSE

DL - Randy Trautman, Sr, Boise State
 DL - Michel Bourgeau, So, Boise State
 DL - Pat Curry, Sr, Montana
 DL - Curt McGhan, Sr, Weber State
 LB - John Rade, Jr, Boise State
 LB - Dave Walsler, Sr, Idaho State
 LB - Danny Rich, Sr, Weber State
 DB - Rick Woods, Sr, Boise State
 DB - Matt Courtney, So, Idaho State
 DB - Mickey Sutton, Sr, Montana
 DB - Jim Anderson, Jr, Montana State
 P - Case deBruijn, Sr, Idaho State

1982 ALL-CONFERENCE TEAM

OFFENSE

WR - Pete Mandley, Jr, Northern Arizona
 WR - Vic Wallace, Sr, Idaho
 TE - Kurt Vestman, Jr, Idaho
 OT - Derrick Kennard, Jr, Nevada
 OT - Dan Taylor, Sr, Idaho State
 OG - Jon Zogg, Sr, Boise State
 OG - Melvin Gentry, Sr, Nevada
 C - Jim Lane, Sr, Idaho State
 QB - Ken Hobart, Jr, Idaho
 RB - Tony Boddie, Sr, Montana State
 RB - Anthony Corley, Jr, Nevada
 Ret. - Pete Mandley, Jr, Northern Arizona
 PK - Tony Zendejas, Jr, Nevada

DEFENSE

DL - Charles Mann, Sr, Nevada
 DL - Phil Bruneau, Sr, Montana State
 DL - Steve Anderson, So, Idaho State
 DL - Bob Skinner, Sr, Boise State
 LB - John Rade, Sr, Boise State
 LB - Ben Kiefer, Sr, Montana
 LB - Carl Keever, So, Boise State
 LB - Sam Merriman, Sr, Idaho
 DB - Tony Fudge, Jr, Montana
 DB - Jeff Turk, Sr, Boise State
 DB - Elbert Gray, Sr, Weber State
 DB - Matt Palacio, Sr, Northern Arizona
 P - David Heppe, Sr, Nevada

1983 ALL-CONFERENCE TEAM

OFFENSE

WR - Pete Mandley, Sr, Northern Arizona
 WR - Brian Allen, Sr, Idaho




Idaho State's Warren Whitaker was an All-Conference offensive tackle in 1979.



Boise State's Randy Trautman was First Team All-Conference in 1980 and 1981.



Nevada's Charvez Foger was All-Conference all four seasons he played.



Northern Arizona's Shawn Collins was First Team All-Conference in 1987 and 1988.



Montana's Mike Rankin was All-Conference in 1987, 1988 and 1989.

TE - Brian Salonen, Sr, Montana
 OT - Derek Kennard, Sr, Nevada
 OT - Sam Slater, Sr, Weber State
 OG - Jim Werbeckes, Sr, Nevada
 OG - Eric Harlington, Sr, Montana State
 C - Todd Price, Jr, Idaho State
 QB - Ken Hobart, Sr, Idaho
 RB - Otto Kelly, Sr, Nevada
 RB - Rodney Webster, Sr, Boise State
 RB - Dennis Rogan, Sr, Weber State
 Ret. - Pete Mandley, Sr, Northern Arizona
 PK - Tony Zendejas, Sr, Nevada

DEFENSE

DL - James Gee, Sr, Northern Arizona
 DL - Dee Monson, Sr, Nevada
 DL - Michel Bourgeau, Sr, Boise State
 DL - Marcus Koch, So, Boise State
 LB - Carl Qualls, Sr, Idaho State
 LB - Chuck Butler, Sr, Boise State
 LB - Mark Fellows, Jr, Montana State
 LB - Carl Keever, Jr, Boise State
 LB - Lem Galeai, Sr, Idaho State
 DB - Tony Shaw, Sr, Nevada
 DB - Matt Courtney, Sr, Nevada
 DB - Boyce Bailey, Sr, Idaho
 DB - Pat Hunter, So, Nevada
 P - Jeff Kaiser, Jr, Idaho State

1984 ALL-CONFERENCE TEAM OFFENSE

WR - Eric Yarber, Jr, Idaho
 WR - Bryan Calder, So, Nevada
 TE - Joe Bignell, Sr, Montana State
 OT - Bill Schmidt, Sr, Montana State
 OT - John Kilgo, Sr, Boise State
 OG - Greg Rea, Sr, Nevada
 OG - Bruce Randall, Jr, Montana State
 C - Matt Watson, Jr, Idaho
 QB - Kelly Bradley, So, Montana State
 RB - Jon Francis, Jr, Boise State
 RB - Merrill Hoge, So, Idaho State
 Ret. - Ron Love, Sr, Boise State
 PK - Marty Zendejas, Fr, Nevada

DEFENSE

DL - Lonnie Burt, Sr, Montana State
 DL - Steve Anderson, Sr, Idaho State
 DL - Markus Koch, Jr, Boise State
 DL - James Gee, Sr, Northern Arizona
 LB - Mark Fellows, Sr, Montana State
 LB - Kyle Denny, Sr, Nevada
 LB - Carl Keever, Sr, Boise State
 LB - Marvin Jackmon, Sr, Northern Arizona
 DB - Brent Koetter, Sr, Idaho State
 DB - Chuck Compton, Jr, Boise State
 DB - Calvin Loveall, Sr, Idaho
 DB - Doug Kimball, Jr, Montana State
 P - Dirk Nelson, Sr, Montana State

1985 ALL-CONFERENCE TEAM OFFENSE

WR - Eric Yarber, Sr, Idaho
 WR - Mike Rice, Jr, Montana
 TE - Craig Slama, Sr, Weber State
 OT - Bob Brown, Jr, Nevada
 OT - Mark Caldwell, Sr, Idaho
 OG - Greg Rea, Sr, Nevada
 OG - Steve Despot, Sr, Boise State
 C - Dan Smith, Sr, Boise State
 QB - Dave Stireman, Sr, Weber State

RB - Charvez Foger, Fr, Nevada
 RB - Merrill Hoge, Jr, Idaho State
 RB - Jon Francis, Sr, Boise State
 Returns - Mike Rice, Jr, Montana
 PK - Marty Zendejas, So, Nevada

DEFENSE

DL - Markus Koch, Sr, Boise State
 DL - Elston Ridgle, Sr, Nevada
 DL - John Andrews, Sr, Idaho
 DL - Tyler Carbone, Sr, Nevada
 LB - Henry Rolling, Jr, Nevada
 LB - Mark McVeigh, Sr, Nevada
 LB - Mike Dixon, Sr, Nevada
 LB - Tom Hennessey, Jr, Idaho
 DB - Pat Hunter, Sr, Nevada
 DB - George Duarte, Jr, Northern Arizona
 DB - Joe Peterson, Jr, Nevada
 DB - Mark Tidd, Jr, Idaho
 P - Mike Rice, Jr, Montana

1986 ALL-CONFERENCE TEAM OFFENSE

WR - Mike Rice, Sr, Montana
 WR - Bryan Calder, Sr, Nevada
 TE - Scott Threde, Sr, Nevada
 OT - Larry Clarkson, Jr, Montana
 OT - Bob Brown, Sr, Nevada
 OG - Tom Dewitz, Jr, Boise State
 OG - Dan Moran, Sr, Northern Arizona
 C - Rodney Leota, Jr, Northern Arizona
 QB - Eric Beavers, Sr, Nevada
 RB - Charvez Foger, So, Nevada
 RB - Lucius Floyd, Jr, Nevada
 RB - Merrill Hoge, Sr, Idaho State
 Ret. - Chris Truitt, Jr, Boise State
 PK - Gorgan Lingmerth, Sr, Northern Arizona

DEFENSE

DL - Lance Sellers, Sr, Boise State
 DL - Pete Kwiatkowski, Jr, Boise State
 DL - Bill Bonsell, So, Nevada
 DL - Tom Gibson, Sr, Northern Arizona
 LB - Henry Rolling, Sr, Nevada
 LB - Jim Ellis, Sr, Boise State
 LB - Tom Hennessey, Sr, Idaho
 LB - Jim Ellis, Sr, Boise State
 DB - Joe Peterson, Sr, Nevada
 DB - Maury Moore, Sr, Boise State
 DB - DeJuan Robinson, Sr, Northern Arizona
 DB - George Duarte, Sr, Northern Arizona
 P - Russell Griffith, Sr, Weber State

1987 ALL-CONFERENCE TEAM OFFENSE

WR - Eric Andrade, Sr, Boise State
 WR - Jamie Buenzli, So, Eastern Washington
 TE - Shawn Collins, Jr, Northern Arizona
 OT - Larry Clarkson, Sr, Montana
 OT - Greg Hale, Jr, Idaho
 OG - Tom DeWitz, Sr, Boise State
 OG - Todd Neu, So, Idaho
 C - Bill Venard, Sr, Montana
 QB - John Friesz, So, Idaho
 RB - Chris Jackson, Sr, Boise State
 RB - Charvez Foger, Jr, Nevada
 RB - Fine Unga, Jr, Weber State
 Ret. - Frank Selto, Sr, Idaho State
 PK - Marty Zendejas, Sr, Nevada

DEFENSE

DL - Pete Kwiatkowski, Sr, Boise State
 DL - Pat Foster, Sr, Montana
 DL - Pete Wilkins, Sr, Idaho
 DL - Scott Camper, Sr, Montana
 LB - Jeff Davis, Sr, Nevada
 LB - Robb Akey, Sr, Weber State
 LB - Vernell Quinn, Sr, Weber State
 LB - Mike Rankin, So, Montana
 DB - Tony Breland, Sr, Montana
 DB - Bernard Ellison, So, Nevada
 DB - Ernest Sanders, Sr, Idaho
 DB - Virgil Paulsen, Sr, Idaho
 P - Eric Stein, Sr, Eastern Washington

1988 ALL-CONFERENCE TEAM OFFENSE

WR - Tony Logan, Sr, Nevada
 WR - John Jake, Sr, Idaho
 TE - Shawn Collins, Sr, Northern Arizona
 OT - Jeff Mickel, Sr, Eastern Washington
 OT - Greg Hale, Sr, Idaho
 OG - Kirk Scrafford, Jr, Montana
 OG - Kelvin Dexter, So, Weber State
 C - Steve Unger, Jr, Idaho
 QB - John Friesz, Jr, Idaho
 RB - Fine Unga, Sr, Weber State
 RB - Charvez Foger, Sr, Nevada
 RB - Jamie Townsend, Sr, Eastern Washington
 Ret. - Tony Logan, Sr, Nevada
 PK - Mickey Penaflor, Jr, Northern Arizona

DEFENSE

DL - J.C. Campbell, Sr, Montana
 DL - Jon Wanago, Sr, Montana State
 DL - Marvin Washington, Sr, Idaho
 DL - Erik Helgeson, So, Boise State
 LB - Tim Hauck, Jr, Montana
 LB - Taani Tai, Sr, Weber State
 LB - Mike Rankin, Sr, Montana
 LB - John Libby, Jr, Nevada
 LB - Scott Russell, So, Boise State
 DB - Bernard Ellison, Jr, Nevada
 DB - Brian Smith, Jr, Idaho
 DB - Quinton Richardson, Sr, Montana
 DB - Kenny Kuehl, So, Boise State
 P - Jody Farmer, Jr, Montana

1989 ALL-CONFERENCE TEAM OFFENSE

WR - Lee Allen, Sr, Idaho
 WR - Treاملة Taylor, Jr, Nevada
 TE - Peter Macon, Sr, Weber State
 OT - Kirk Scrafford, Sr, Montana
 OT - Frank Pollack, Sr, Northern Arizona
 OG - Jay Fagan, Sr, Montana
 OG - Troy Wright, Sr, Idaho
 C - Steve Unger, Sr, Idaho
 QB - John Friesz, Sr, Idaho
 RB - Dominic Corr, Sr, Eastern Washington
 RB - Chris Thomas, So, Boise State
 RB - Ray Whalen, Jr, Nevada
 Ret. - Treاملة Taylor, Jr, Nevada
 PK - Mickey Penaflor, Sr, Northern Arizona

DEFENSE

DL - Erik Helgeson, Jr, Boise State

DL - Dan Edwards, Sr, Montana
 DL - Neil Hulbert, Jr, Nevada
 DL - Mike Zeller, Sr, Idaho
 DL - Mike Sanfratello, Jr, Northern Arizona
 LB - Kenny Kuehl, Jr, Boise State
 LB - Roger Cecil, Jr, Idaho
 LB - Mike Rankin, Sr, Montana
 LB - Darrell Jordan, Sr, Northern Arizona
 DB - Tim Hauck, Sr, Montana
 DB - Charlie Oliver, Jr, Idaho
 DB - George Jackson, Sr, Nevada
 DB - Kurt Schulz, So, Eastern Washington
 P - Jody Farmer, Sr, Montana

1990 ALL-CONFERENCE TEAM OFFENSE

WR - Kasey Dunn, Jr, Idaho
 WR - Treamele Taylor, Sr, Nevada
 TE - Tony Leseigne, Jr, Eastern Washington
 T - Kevin Sargent, Jr, Eastern Washington
 T - Bruce Covernton, Jr, Weber State
 G - Rick Erps, Jr, Montana
 G - Kelvin Dexter, Sr, Weber State
 C - Mike Micone, Sr, Nevada
 QB - Jamie Martin, So, Weber State
 RB - Devon Pearce, Jr, Idaho
 RB - Chris Thomas, Jr, Boise State
 RB - George Jackson, Sr, Weber State
 Ret. - Treamele Taylor, Jr, Nevada
 PK - Kevin McKelvie, Sr, Nevada

DEFENSE

DL - Corey Widmer, Jr, Montana State
 DL - Jeff Robinson, So, Idaho
 DL - Erik Helgeson, Sr, Boise State
 DL - Neil Hulbert, Sr, Nevada
 LB - Mike McGowan, Sr, Montana
 LB - Rob Hatch, Sr, Montana State
 LB - Todd Graves, Jr, Montana State
 LB - Matt Clifton, Jr, Nevada
 DB - Bernard Ellison, Sr, Nevada
 DB - Frank Robinson, Jr, Boise State
 DB - Charlie Oliver, Sr, Idaho
 DB - Brock Marion, So, Nevada
 P - Duffy Daugherty, Sr, Idaho State

1991 ALL-CONFERENCE TEAM OFFENSE

WR - Kasey Dunn, Sr, Idaho
 WR - Marvin Turk, Sr, Montana
 OL - Kevin Sargent, Sr, Eastern Washington
 OL - Shar Pourdanish, Jr, Nevada
 OL - Bruce Covernton, Sr, Weber State
 OL - Peder Thorstenson, Sr, E. Washington
 C - Chad Germer, Sr, Montana
 TE - Alfred Pupunu, Sr, Weber State
 QB - Jamie Martin, Jr, Weber State
 RB - Geoff Mitchell, Sr, Weber State
 RB - Harold Wright, So, Eastern Washington
 RB - Chris Thomas, Sr, Boise State
 Ret. - Bryan Reeves, So, Nevada
 PK - Mike Black, Sr, Boise State
 PK - Alex Lacson, Fr, Eastern Washington

DEFENSE

DL - Jeff Robinson, Jr, Idaho
 DL - Corey Widmer, Sr, Montana State

DL - Kirk Murphy, Sr, Montana
 DL - Joe Caspers, Jr, Nevada
 OLB - Matt McLaughlin, Jr, Boise State
 OLB - Mark Drahos, Sr, Nevada
 ILB - Matt Clifton, Sr, Nevada
 ILB - Chad Lembke, Jr, Montana
 DB - Frank Robinson, Sr, Boise State
 DB - Forey Duckett, Jr, Nevada
 DB - Brock Marion, Jr, Nevada
 DB - Todd Ericson, So, Montana
 DB - Frederick X, So, Weber State
 P - Tom Sugg, Jr, Idaho

1992 ALL-CONFERENCE TEAM FIRST TEAM OFFENSE

WR - Yo Murphy, Sr, Idaho
 WR - Tony Brooks, Jr, Eastern Washington
 WR - Mike Wilson, Jr, Boise State
 OT - Jody Chung, Jr, Idaho
 OT - Trent Pollard, Jr, Eastern Washington
 OG - Harold Fox, So, Eastern Washington
 OG - Paul Kongaika, Sr, Weber State
 C - Jimi Schmidt, Sr, Eastern Washington
 TE - Christian Cervantes, Sr, No. Arizona
 QB - Doug Nussmeier, Jr, Idaho
 RB - Sherriden May, So, Idaho
 RB - Sylvester Jones, Sr, Idaho State
 RB - Dwight Richards, Sr, Weber State
 Ret. - Rob Tesch, Sr, Montana State
 PK - Mike Dodd, Sr, Boise State

FIRST TEAM DEFENSE

DL - Jeff Robinson, Sr, Idaho
 DL - Tommy Williams, Sr, Eastern Washington
 DL - Jeff Newton, Sr, Montana State
 DL - Sam Davidson, Sr, Montana
 OLB - Joe Peterson, Sr, Eastern Washington
 OLB - Beau Smith, Jr, Northern Arizona
 OLB - Dan Downs, So, Montana
 ILB - Chad Lembke, Sr, Montana
 ILB - Mahe Liava'a, Sr, Idaho State
 DB - Sean Hill, Jr, Montana State
 DB - Reggie Carthon, Sr, Montana State
 DB - Todd Ericson, Jr, Montana
 DB - Jackie Kellogg, Jr, Eastern Washington
 P - Terry Belden, Jr, Northern Arizona

SECOND TEAM OFFENSE

WR - Sheldon Forehand, Sr, Boise State
 WR - Rob Tesch, Sr, Montana State
 WR - Billy Cockhill, Jr, Montana
 OT - Lee Duncan, Sr, Boise State
 OT - David Spellman, Sr, Idaho
 OG - Chris Schneider, Sr, Idaho
 OG - Frank Garrett, Jr, Montana
 C - Mat Groshong, Jr, Idaho
 TE - Trevor Westlund, Sr, Eastern Washington
 QB - Jamie Martin, Sr, Weber State
 RB - Gerald Robinson, Sr, Northern Arizona
 RB - Harold Wright, Jr, Eastern Washington
 RB - Tony Rice, Sr, Montana
 Ret. - Kerry Lawyer, So, Boise State
 PK - Terry Belden, Jr, Northern Arizona

SECOND TEAM DEFENSE

DL - Mark Avena, Sr, Eastern Washington
 DL - Durrelle Goodloe, Sr, Boise State
 DL - John Sirmon, Sr, Idaho
 DL - Jack Murphy, Sr, Eastern Washington
 OLB - Eric Escandon, Jr, Boise State

OLB - Duke Garrett, So, Idaho
 ILB - Matt McLaughlin, Sr, Boise State
 ILB - Jason Marsh, Jr, Eastern Washington
 DB - Jeff Jordan, Sr, Idaho
 DB - Sean Dorris, Sr, Montana
 DB - Pat Sievers, Sr, Eastern Washington
 DB - Mark Hood, Jr, Weber State
 P - Danny Weeks, So, Boise State

1993 ALL-CONFERENCE TEAM FIRST TEAM OFFENSE

WR - Tony Brooks, Sr, Eastern Washington
 WR - Scott Gurnsey, Jr, Montana
 WR - Sam Carter, Jr, Idaho State
 OT - Jody Chung, Sr, Idaho
 OT - Trent Pollard, Sr, Eastern Washington
 OG - Harold Fox, Jr, Eastern Washington
 OG - Frank Garrett, Sr, Montana
 C - Tim Hanson, Sr, Montana State
 TE - Del Graven, So, Boise State
 TE - Pat Mc Nerney, Jr, Weber State
 QB - Dave Dickenson, So, Montana
 RB - Sherriden May, Jr, Idaho
 RB - Alfredo Anderson, Fr, Idaho State
 RB - Markeith Ross, Jr, Weber State
 Ret. - Jackie Kellogg, Sr, Eastern Washington
 PK - Terry Belden, Sr, Northern Arizona

FIRST TEAM DEFENSE


DL - Kimo von Oelhoffen, Sr, Boise State
 DL - Craig Steinmetzer, Jr, Eastern Washington
 DL - Robert Ford, Sr, Idaho State
 DL - Wade Rademacher, Sr, Montana State
 OLB - Dion Alexander, So, Eastern Washington
 OLB - Kurt Schilling, Jr, Montana
 ILB - Jason Marsh, Sr, Eastern Washington
 ILB - Dan Downs, Jr, Montana
 DB - Jackie Kellogg, Sr, Eastern Washington
 DB - Sean Hill, Sr, Montana State
 DB - Todd Ericson, Sr, Montana
 DB - Morgan Ryan, Sr, Montana State
 DB - Carl Franks, Sr, Montana

SECOND TEAM OFFENSE


WR - Jason Anderson, Jr, Eastern Washington
 WR - Kyle Gary, Jr, Idaho
 WR - Mike Wilson, Sr, Boise State
 OT - Scott Gragg, Jr, Montana
 OT - Jim Mills, So, Idaho
 OG - Cory Brye, Sr, Montana State
 OG - Jeff Vrbas, Jr, Idaho State
 OG - Miller Atagi, Sr, Weber State
 C - Mat Groshong, Sr, Idaho
 TE - Paul Burke, Sr, Idaho
 QB - Doug Nussmeier, Sr, Idaho
 RB - Fred Moore, Jr, Montana State
 RB - Len Raney, Jr, Northern Arizona
 RB - Brian Galbreath, So, Northern Arizona
 Ret. - Sean Hill, Sr, Montana State
 PK - Mike Hollis, Sr, Idaho

SECOND TEAM DEFENSE

DL - Chuck Mason, Sr, Montana
 DL - Joe O'Brien, Jr, Boise State
 DL - Puni Alefaio, Sr, Boise State
 DL - Ryan Phillips, Fr, Idaho
 OLB - Eric Escandon, Sr, Boise State
 OLB - Duke Garrett, Jr, Idaho




Idaho's John Friesz was All-Conference in 1987, 1988 and 1989.



Weber State's Jamie Martin was All-Conference in 1990.



Montana's Scott Gragg was First Team All-Conference in 1994.



Northern Arizona's Archie Amerson was First Team All-Conference in 1995 and 1996.

ILB - Beau Smith, Sr, Northern Arizona
 ILB - Tyler Sharp, Sr, Montana State
 ILB - Jason Shelt, So, Idaho
 ILB - Jantz Afuvai, Sr, Weber State
 DB - Donta Abron, Jr, Northern Arizona
 DB - Meregi Huma, So, Idaho
 DB - Mark Grimmer, So, Montana State
 DB - Derrick Beatty, Jr, Weber State
 P - Roy Hudson, Sr, Weber State

**1994 ALL-CONFERENCE TEAM
 FIRST TEAM OFFENSE**

WR - Kyle Gary, Sr, Idaho
 WR - Eric Hopkins, Jr, Montana State
 WR - Rod Alexander, Sr, Northern Arizona
 OT - Jim Mills, Jr, Idaho
 OT - Scott Gragg, Sr, Montana
 OG - Harold Fox, Sr, Eastern Washington
 OG - Alex Toyos, Jr, Boise State
 C - Paul Coffman, Jr, Boise State
 TE - Jesse Hardt, Jr, Eastern Washington
 QB - Dave Dickenson, Jr, Montana
 RB - Sherriden May, Sr, Idaho
 RB - K.C. Adams, Jr, Boise State
 Ret. - Eric Hopkins, Jr, Montana State
 PK - Ryan Woolverton, Jr, Idaho

FIRST TEAM DEFENSE

DL - Ryan Phillips, So, Idaho
 DL - Joe O'Brien, Sr, Boise State
 DL - Craig Steinmetzer, Sr, E. Washington
 DL - Obie Spanic, Sr, Weber State
 OLB - Jeff Bergman, Sr, Northern Arizona
 OLB - Rob Hitchcock, Sr, Weber State
 ILB - Duke Garrett, Sr, Idaho
 ILB - Dan Downs, Sr, Montana
 DB - Rashid Gayle, Jr, Boise State
 DB - Derrick Beatty, Sr, Weber State
 DB - Rayna Stewart, Jr, Northern Arizona
 DB - Keith Burke, Sr, Montana
 P - Kevin O'Leary, Jr, Northern Arizona

SECOND TEAM OFFENSE

WR - Ryan Ikebe, So, Boise State
 WR - Jason Anderson, Sr, Eastern Washington
 WR - Shalon Baker, Sr, Montana
 OT - Tom Ackerman, Jr, Eastern Washington
 OT - Jason Westbrook, Jr, Montana State
 OT - Art Donell, Sr, Northern Arizona
 OG - Mike Agee, So, Montana
 OG - Jeff Vrbas, Sr, Idaho State
 C - Jeff Clark, Sr, Idaho State
 TE - Pat McVerney, Sr, Weber State
 QB - Jeff Lewis, Jr, Northern Arizona
 RB - Alfredo Anderson, So, Idaho State
 RB - Damon Boddie, Sr, Montana
 Ret. - Jason Anderson, Sr, Eastern Washington
 PK - Greg Erickson, Jr, Boise State

SECOND TEAM DEFENSE

DL - Jay Turner, Sr, Montana
 DL - Josh Hays, Fr, Idaho State
 DL - Troy Alexander, Sr, Eastern Washington
 DL - Alipate Taulaupe, Jr, Idaho State
 DL - Chris West, Sr, Northern Arizona
 OLB - Evan Brady, Sr, Eastern Washington
 OLB - Kurt Schilling, Sr, Montana
 ILB - Brian Smith, Jr, Boise State

ILB - Stacey Ellis, Jr, Northern Arizona
 DB - Cedric West, Sr, Idaho
 DB - Lee Brown, Sr, Eastern Washington
 DB - Anthony Ferguson, Sr, Montana State
 DB - Chris Cook, Sr, Boise State
 DB - Donta Abron, Sr, Northern Arizona
 P - Danny Weeks, Sr, Boise State

**1995 ALL-CONFERENCE TEAM
 FIRST TEAM OFFENSE**

WR - Pokey Eckford, Sr, Weber State
 WR - Matt Wells, Sr, Montana
 WR - Dwight McKenzie, Sr, Idaho
 OT - Dan Finn, So, Northern Arizona
 OT - Eric Simonson, Sr, Montana
 OT - Jason Westbrook, Sr, Montana State
 OG - Tom Ackerman, Sr, Eastern Washington
 OG - Mike Agee, Jr, Montana
 C - David Kempfert, Jr, Montana
 TE - Jesse Hardt, Sr, Eastern Washington
 QB - Dave Dickenson, Sr, Montana
 RB - Alfredo Anderson, Jr, Idaho State
 RB - Archie Amerson, Jr, Northern Arizona
 FB - Del Graven, Sr, Boise State
 Ret. - Joe Douglass, Jr, Montana
 PK - Scott Shields, Fr, Weber State

FIRST TEAM DEFENSE

DL - Ryan Phillips, Jr, Idaho
 DL - Josh Hays, So, Idaho State
 DL - Sione Fifita, Jr, Boise State
 DL - Yohanase Manzanarez, Sr, Montana
 OLB - Jason Crebo, So, Montana
 OLB - Dion Alexander, Sr, Eastern Washington
 ILB - Dave Longoria, Sr, Idaho
 ILB - Mike Bouchee, Jr, Montana
 ILB - Brian Pepper, Sr, Montana State
 CB - Rashid Gayle, Sr, Boise State
 CB - Rayna Stewart, Sr, Northern Arizona
 S - Blaine McElmurry, Jr, Montana
 S - Montrell Williams, Sr, Idaho
 P - Kevin O'Leary, Sr, Northern Arizona

SECOND TEAM OFFENSE

WR - Rod Marshall, Sr, Northern Arizona
 WR - Mike Erhardt, Jr, Montana
 WR - Justin Young, So, Idaho State
 OT - Jim Mills, Sr, Idaho
 OT - Bill Sowders, Sr, Northern Arizona
 OG - James Martin, Jr, Northern Arizona
 OG - J.C. Murray, Sr, Montana State
 C - Ryan Lingenfelder, So, Northern Arizona
 TE - Mason Hess, Sr, Northern Arizona
 QB - Tony Hilde, Jr, Boise State
 QB - Bryan Martin, Sr, Weber State
 RB - Matt Engelking, Jr, Montana State
 RB - Joe Sewell, Jr, Eastern Washington
 FB - Claude Torrey, Sr, Northern Arizona
 Ret. - Montrell Williams, Sr, Idaho
 PK - Kevin O'Leary, Sr, Northern Arizona

SECOND TEAM DEFENSE

DL - Mike Nye, Sr, Montana State
 DL - Barry Mitchell, Jr, Idaho
 DL - Devlan Geddes, Jr, Montana State
 DL - Ben Petrucci, Jr, Northern Arizona
 OLB - Avery Slaughter, Sr, Idaho
 OLB - Rodney Ellis, Sr, Montana State
 ILB - Stacey Ellis, Sr, Northern Arizona
 ILB - Brian Smith, Sr, Boise State

CB - Omar Turner, Jr, Montana State
 CB - Marcus Jackson, Jr, Idaho State
 S - Derek Williams, Sr, Northern Arizona
 S - Tim Foley, Sr, Boise State
 P - James Ferrell, So, Idaho State

**1996 ALL-CONFERENCE TEAM
 FIRST TEAM OFFENSE**

WR - Gibbons St. Paul, So, Northern Arizona
 WR - David Romines, Sr, Cal State Northridge
 WR - Joe Douglass, Sr, Montana
 OT - Jason Baker, Jr, Montana
 OT - Dan Finn, Jr, Northern Arizona
 OG - Jim Buzzard, Jr, Eastern Washington
 OG - Mike Agee, Sr, Montana
 C - David Kempfert, Sr, Montana
 TE - Cam Quayle, Jr, Weber State
 QB - Brian Ah Yat, So, Montana
 RB - Archie Amerson, Sr, Northern Arizona
 RB - Matt Engelking, Sr, Montana State
 FB - Daimon Shelton, Sr, Sacramento State
 Ret. - Ricky Pearsall, Jr, Northern Arizona
 PK - Scott Shields, So, Weber State

FIRST TEAM DEFENSE

DL - Josh Hays, Sr, Idaho State
 DL - Corey Falls, Sr, Montana
 DL - Devlan Geddes, Sr, Montana State
 DL - Ben Petrucci, Sr, Northern Arizona
 OLB - Jason Crebo, Jr, Montana
 OLB - Telly Lockette, Jr, Idaho State
 ILB - Tom Matijacic, So, Portland State
 ILB - Derek Strey, Jr, Eastern Washington
 CB - Paul Bradford, Sr, Idaho State
 CB - Ian Franklin, Sr, Weber State
 CB - Marcus Jackson, Sr, Idaho State
 S - Maurice Perigo, Jr, Eastern Washington
 S - Blaine McElmurry, Sr, Montana
 P - Scott Shields, So, Weber State

SECOND TEAM OFFENSE

WR - Mike Erhardt, Sr, Montana
 WR - Taurus McGhee, Jr, Weber State
 WR - Cameron Perry, Jr, Cal State Northridge
 WR - Ricky Pearsall, Jr, Northern Arizona
 OT - Kyle Stevens, Sr, Weber State
 OT - Aaron Barfield, Sr, Eastern Washington
 OG - James Martin, Sr, Northern Arizona
 OG - Jeff Zellick, Sr, Montana
 C - Ryan Lingenfelder, Jr, Northern Arizona
 TE - Chad Mayer, Sr, Montana State
 QB - Aaron Flowers, Jr, Cal State Northridge
 RB - Joe Sewell, Sr, Eastern Washington
 RB - Clemente Sainten, Sr, Weber State
 FB - Travis Cormaney, Jr, Montana State
 Ret. - Kenyatte Morgan, Jr, Montana State
 PK - James Ferrell, Jr, Idaho State

SECOND TEAM DEFENSE

DL - Hernan Santiago, Sr, Cal State Northridge
 DL - Steve Mattson, Jr, Eastern Washington
 DL - Weston Weaver, Sr, Weber State
 DL - Ryan Thompson, Sr, Montana
 OLB - David Strohshine, So, Weber State
 OLB - Ryland Wickman, So, Sacramento State
 ILB - Marc Goodson, Jr, Cal State Northridge
 ILB - Mike Bouchee, Sr, Montana
 CB - Bennie Herron, Jr, Cal State Northridge

CB - Jared Lucero, Sr, Montana State
 S - Scott Shields, So, Weber State
 S - Doug Varner, Sr, Cal State Northridge
 P - Joe LaFirenza, Sr, Cal State Northridge

**1997 ALL-CONFERENCE TEAM
 FIRST TEAM OFFENSE**

WR - Jeff Ogden, Sr, Eastern Washington
 WR - Tony Vallez, Sr, Montana State
 WR - Taurus McGhee, Sr, Weber State
 WR - Jerome Henry, Sr, Cal State Northridge
 OT - Jim Buzzard, Sr, Eastern Washington
 OT - Dan Finn, Sr, Northern Arizona
 OG - Bobby Singh, Jr, Portland State
 OG - James Martin, Sr, Northern Arizona
 C - Kevin Peterson, Sr, Eastern Washington
 TE - Cam Quayle, Sr, Weber State
 QB - Harry Leons, Sr, Eastern Washington
 TB - Rex Prescott, Sr, Northern Arizona
 TB - Kino Carson, Sr, Northern Arizona
 FB - Travis Cormany, Sr, Montana State
 Ret. - Trevor Bell, Sr, Idaho State
 PK - Scott Shields, Jr, Weber State

FIRST TEAM DEFENSE

DT - Jarett Loggins, Sr, Northern Arizona
 DT - Ty O'Connor, Jr, Montana State
 DT - Chris Scott, Sr, Eastern Washington
 DT - Kelley Bryant, So, Montana
 DE - Steve Mattson, Sr, Eastern Washington
 DE - Nick Petrucci, Jr, Northern Arizona
 DE - Neal Smith, Sr, Montana State
 OLB - Jason Crebo, Sr, Montana
 OLB - Telly Lockette, Sr, Idaho State
 ILB - Marc Goodson, Sr, Cal State Northridge
 ILB - Derek Strey, Sr, Eastern Washington
 CB - Justin Gaines, Jr, Montana
 CB - Renal Robinson, Sr, Northern Arizona
 S - Trevor Bell, Sr, Idaho State
 S - Maurice Perigo, Jr, Eastern Washington
 P - Steve Thorns, Jr, Sacramento State

SECOND TEAM OFFENSE

WR - Raul Pacheco, Jr, Montana
 WR - Ricky Pearsall, Sr, Northern Arizona
 WR - Gibbons St. Paul, Jr, Northern Arizona
 OT - Lance Knaevelsrud, So, E. Washington
 OT - Jason Baker, Sr, Montana
 OG - Paul Sauter, Sr, Cal State Northridge
 OG - John Kane, So, Eastern Washington
 OG - David Heasman, Sr, Northern Arizona
 C - Ryan Lingenfelder, Sr, Northern Arizona
 TE - Ray Flores, Sr, Northern Arizona
 QB - Aaron Flowers, Sr, Cal State Northridge
 QB - Brian Ah Yat, Jr, Montana
 RB - Josh Branen, Sr, Montana
 RB - Charles Dunn, Fr, Portland State
 FB - Anthony Elgaaen, So, Idaho State
 Ret. - Kenyatte Morgan, Sr, Montana State
 PK - James Ferrell, Sr, Idaho State

SECOND TEAM DEFENSE

DT - Mike McCarthy, Sr, Portland State
 DT - Weston Weaver, Sr, Weber State
 DE - Eric Buehler, Jr, Montana
 DE - Charles Gilmore, Jr, Portland State
 OLB - David Strohshine, Jr, Weber State
 OLB - Ryland Wickman, Jr, Sacramento State
 OLB - Justin Guillory, Sr, Eastern Washington
 OLB - Tom Matijacic, Jr, Portland State
 ILB - Greg Fitzgerald, Sr, Montana
 ILB - Jake Crissup, So, Northern Arizona

ILB - Terrance Frederick, Sr, Portland State
 CB - Joe Barnes, Sr, Idaho State
 CB - Hassan Proberbs, Jr, Portland State
 S - Scott Shields, Jr, Weber State
 S - Josh Remington, Sr, Montana
 P - Scott Shields, Jr, Weber State

**1998 ALL-CONFERENCE TEAM
 FIRST TEAM OFFENSE**

WR - Orshawante Bryant, So, Portland State
 WR - Chip Hobbs, Jr, Montana State
 WR - Jeremy Watkins, Jr, Montana
 OT - T.J. Ackerman, Sr, Eastern Washington
 OT - Scott Curry, Sr, Montana
 OG - Bobby Singh, Sr, Portland State
 OG - Jon Osterhout, Jr, Sacramento State
 C - Brent Ludwig, Jr, Montana State
 TE - Chris Kelly, Jr, Sacramento State
 QB - Brian Ah Yat, Sr, Montana
 TB - Charles Dunn, So, Portland State
 TB - Charles Roberts, So, Sacramento State
 FB - Jaumal Bradley, Jr, Cal State Northridge
 Ret. - Bashir Levingston, Sr, E. Washington
 PK - Pete Garces, Jr, Idaho State

FIRST TEAM DEFENSE

DT - Tyler Martin, So, Montana
 DT - Ty O'Connor, Sr, Montana State
 DE - Brian Edmisten, Sr, Weber State
 DE - Brennen Swanson, Jr, Cal State Northridge
 OLB - Afa Faraimo, Jr, Northern Arizona
 OLB - David Strohshine, Sr, Weber State
 ILB - Kevin Lundstrom, Sr, Montana State
 ILB - Ryland Wickman, Sr, Sacramento State
 CB - Donnell Day, Sr, Cal State Northridge
 CB - Anthony Parker, Sr, Weber State
 S - Shon Flores, Jr, Montana State
 S - Scott Shields, Sr, Weber State
 P - Steve Thorns, Sr, Sacramento State

SECOND TEAM OFFENSE

WR - Aaron Arnold, Jr, Cal State Northridge
 WR - Raul Pacheco, Sr, Montana
 WR - Art Williams, Sr, Portland State
 OT - Phil Bunch, Sr, Weber State
 OT - Tim Conley, Jr, Sacramento State
 OG - Randy Allik, Sr, Montana
 OG - David San Vicente, Sr, CS. Northridge
 C - Kris Jackson, Sr, Weber State
 TE - Jim Craft, Sr, Portland State
 QB - Marcus Brady, Fr, Cal State Northridge
 TB - Mike MacKenzie, Sr, Eastern Washington
 TB - Morgan Welch, Jr, Weber State
 FB - Craig Joseph, Sr, Idaho State
 Ret. - DeRonn Finley, Jr, Idaho State
 PK - Mike Goldstein, Sr, Northern Arizona
 PK - Scott Shields, Sr, Weber State

SECOND TEAM DEFENSE

DT - Derek Allen, Jr, Northern Arizona
 DT - Josh Simes, Sr, Portland State
 DE - Eric Buehler, Sr, Montana
 DE - Erique Olson, Sr, Northern Arizona
 OLB - Raven Battle, Sr, Idaho State
 OLB - Shane Scott, Sr, Sacramento State
 OLB - Marcus Wilson, Jr, Montana
 ILB - Greg Belzer, So, Eastern Washington
 ILB - Jake Crissup, Jr, Northern Arizona
 CB - Hassan Proberbs, Sr, Portland State
 CB - Dannie Walker, Sr, Sacramento State
 S - Jeremy Golden, So, Cal State Northridge
 S - Jason Miller, So, Montana

S - Julian Williams, Jr, Eastern Washington
 P - Ethan Beck, Sr, Cal State Northridge
 P - Scott Shields, Sr, Weber State

**1999 ALL-CONFERENCE TEAM
 FIRST TEAM OFFENSE**

WR - Jeremy Watkins, Sr, Montana
 WR - Francis St. Paul, Jr, Northern Arizona
 WR - Terry Charles, So, Portland State
 OT - Lance Knaevelsrud, Sr, E. Washington
 OT - Chase Raynock, Sr, Montana
 OG - Thatcher Szalay, So, Montana
 OG - Jon Osterhout, Sr, Sacramento State
 C - Aaron Best, Sr, Eastern Washington
 TE - Chris Kelly, Jr, Sacramento State
 QB - Drew Miller, Jr, Montana
 TB - Charles Dunn, Jr, Portland State
 TB - Charles Roberts, Jr, Sacramento State
 FB - Jaumal Bradley, Sr, Cal State Northridge
 Ret. - Lamont Brightful, Jr, Eastern Washington
 PK - Pete Garces, Sr, Idaho State

FIRST TEAM DEFENSE

DT - Dario Romero, Sr, Eastern Washington
 DT - Kelley Bryant, Sr, Montana
 DE - Jeff Allen, Jr, Eastern Washington
 DE - Brennen Swanson, Sr, CS Northridge
 OLB - Adam Boomer, Jr, Montana
 OLB - Ray Perryman, Jr, Northern Arizona
 ILB - Jake Crissup, Sr, Northern Arizona
 ILB - Anthony Daisley, Jr, Sacramento State
 CB - Cedric Jones, Sr, Northern Arizona
 CB - Rashad Floyd, Jr, Portland State
 S - Shon Flores, Jr, Montana State
 S - Julian Williams, Sr, Eastern Washington
 S - Vince Huntsberger, So, Montana
 P - Matthew Peot, Sr, Montana State

SECOND TEAM OFFENSE


WR - Aaron Arnold, Sr, Cal State Northridge
 WR - Lamont Webb, Jr, Sacramento State
 WR - Orshawante Bryant, Jr, Portland State
 OT - Tim Conley, Sr, Sacramento State
 OT - John Andreas, Jr, Portland State
 OG - Luke Fritz, Jr, Eastern Washington
 OG - Saga Tuitele, Jr, Portland State
 OG - Rick Judd, Jr, Weber State
 C - Terence Wagner, Fr, Sacramento State
 C - Brent Ludwig, Sr, Montana State
 TE - Stevan Fontana, Sr, Northern Arizona
 QB - Jimmy Blanchard, Jr, Portland State
 TB - Yohance Humphrey, So, Montana
 TB - Ronney Jenkins, Jr, Northern Arizona
 FB - Steve Jakubowski, Jr, Portland State
 Ret. - Terrence Jones, Sr, Cal State Northridge
 PK - Dan Frantz, Jr, Portland State

SECOND TEAM DEFENSE

DT - Shawnbay Jones, Sr, Cal State Northridge
 DT - Tyler Martin, Jr, Montana
 DE - Andy Petek, Jr, Montana
 DE - Kacey Allen, Jr, Northern Arizona
 OLB - Anthony Griffin, So, Eastern Washington
 OLB - Jason Allen, Jr, Weber State
 ILB - Greg Belzer, Jr, Eastern Washington
 ILB - Tino Retamoza, Jr, Portland State
 CB - Mel Miller, Sr, Cal State Northridge
 CB - Damon Parker, Jr, Montana
 S - Carlos Williams, Sr, Sacramento State
 S - David Moran, Jr, Northern Arizona
 S - Keenan Gordan, Jr, Weber State



Portland State's Chip Dunn was First Team All-Conference in 1997, 1998 and 1999.



Montana safety Vince Huntsberger was First Team All-Conference in 1999, 2001.



**Eastern Washington
linebacker Greg Belzer
was a First Team All-
Conference pick in
2000.**



**Sacramento State
Anthony Daisley
was First Team All-
Conference in 1999 and
2000.**

P - Dallas Neil, Sr, Montana

**2000 ALL-CONFERENCE TEAM
FIRST TEAM OFFENSE**

WR - Jimmy Farris, Sr, Montana
WR - Drew Amerson, So, CS Northridge
WR - Orshwante Bryant, Sr, Portland State
WR - Lamont Webb, Sr, Sacramento State
WR - DeRonn Finley, Sr, Idaho State
WR - Jon Jefferson, Sr, Weber State
OT - Luke Fritz, Sr, Eastern Washington
OT - John Andreas, Sr, Portland State
OG - Thatcher Szalay, Jr, Montana
OG - Saga Tuitele, Sr, Portland State
C - Terry Wagner, Jr, Sacramento State
TE - Ryan Prince, Sr, Weber State
QB - Jimmy Blanchard, Sr, Portland State
TB - Charles Dunn, Sr, Portland State
TB - Charles Roberts, Sr, Sacramento State
FB - Steve Jakubowski, Sr, Portland State
Ret. - Lamont Brightful, Sr, Eastern Washington
PK - Dan Frantz, Sr, Portland State

FIRST TEAM DEFENSE

DT - Dario Romero, Sr, Eastern Washington
DT - Tyler Martin, Sr, Montana
DE - Jeff Allen, Sr, Eastern Washington
DE - Andy Petek, Sr, Montana
OLB - Adam Boomer, Sr, Montana
OLB - Jason Allen, Sr, Weber State
ILB - Greg Belzer, Sr, Eastern Washington
ILB - Anthony Daisley, Sr, Sacramento State
CB - Calvin Coleman, Jr, Montana
CB - Rashad Floyd, Sr, Portland State
CB - Elton Gabourel, Sr, Sacramento State
S - Ray Perryman, Sr, Northern Arizona
S - Julian Williams, Sr, Eastern Washington
P - Dan Frantz, Sr, Portland State

SECOND TEAM OFFENSE

WR - Lamont Brightful, Sr, Eastern Washington
WR - Etu Molden, Jr, Montana
WR - Terry Charles, Jr, Portland State
OT - Kamakana Kaimuloa, Sr, Montana
OT - Eric Damko, Jr, Northern Arizona
OG - Nick Yerton, Jr, Northern Arizona
OG - Rick Judd, Sr, Weber State
C - Chris Polinder, Jr, Eastern Washington
TE - Spencer Frederick, Jr, Montana
QB - Marcus Brady, Jr, Cal State Northridge
TB - Jesse Chatman, Jr, Eastern Washington
TB - Yohance Hymphrey, Jr, Montana
FB - Mike Wooster, Sr, Sacramento State
Ret. - DeRonn Finley, Sr, Idaho State
PK - Mike Minnoch, Sr, Weber State

SECOND TEAM DEFENSE

DT - David Alcalá, Sr, Eastern Washington
DT - Shaun Ross, Sr, Montana State
DT - Bilal Watkins, Jr, Sacramento State
DE - Erik Gardner, Sr, Cal State Northridge
DE - DeAngelo Hunter, Sr, Portland State
OLB - Anthony Griffin, Jr, Eastern Washington
OLB - Matt Steinau, Jr, Montana
OLB - Santi Hall, Jr, Sacramento State
ILB - Junior Ioane, Sr, Idaho State
ILB - Tino Retamoza, Sr, Portland State
CB - Ole Olesen, Sr, Eastern Washington
CB - Damon Parker, Sr, Montana
S - Vince Huntsberger, Jr, Montana

S - Tommy Willimas, Sr, Sacramento State
S - Keenan Gordan, Sr, Weber State
P - Ethan Beck, Sr, Cal State Northridge

**2001 ALL-CONFERENCE TEAM
FIRST TEAM OFFENSE**

WR - Terry Charles, Sr, Portland State
WR - Etu Molden, Sr, Montana
WR - Lamont Brightful, Sr, Eastern Washington
OT - David Sherrod, Sr, Eastern Washington
OT - Damion Wright, Sr, Weber State
OT - Robert Haws, Sr, Northern Arizona
OG - Thatcher Szalay, Sr, Montana
OG - Asim Poston, Sr, Eastern Washington
C - Chris Polinder, Sr, Eastern Washington
TE - Spencer Frederick, Sr, Montana
QB - Justin Wood, Jr, Portland State
RB - Jesse Chatman, Sr, Eastern Washington
RB - Yohance Humphery, Sr, Montana
FB - John Fitzgerald, Sr, Montana
Ret. - Lamont Brightful, Sr, Eastern Washington
PK - Chris Snyder, Sr, Montana

FIRST TEAM DEFENSE

DT - John Taylor, Sr, Montana State
DT - Nick Morasko, Sr, Montana State
DT - Eric Boose, Jr, Idaho State
DE - Jon Montoya, So, Montana State
DE - Jared Allen, So, Idaho State
OLB - Matt Steinau, Sr, Montana
OLB - Anthony Griffin, Sr, Eastern Washington
ILB - Keith O'Neil, Jr, Northern Arizona
ILB - Matt McFadden, So, Weber State
CB - Joey Thomas, So, Montana State
CB - Calvin Coleman, Sr, Montana
S - Vince Huntsberger, Sr, Montana
S - Camron Mbewa, So, Sacramento State
P - Eddie Johnson, Jr, Idaho State

SECOND TEAM OFFENSE

WR - Damon Greenberry, Sr, Weber State
WR - Junior Adams, Jr, Montana State
WR - Joe Levens, Sr, Eastern Washington
OT - Dylan McFarland, So, Montana
OT - Adam Jones, Sr, Portland State
OG - Devan Kelly, Jr, Portland State
OG - Steve Gomez, Jr, Northern Arizona
C - Terry Wagner, Sr, Sacramento State
TE - Peter Cich, Sr, Northern Arizona
QB - Fred Salanoa, Sr, Eastern Washington
RB - Johnnie Gray, Sr, Weber State
RB - Ryan Johnson, Jr, Montana State
FB - Dusty Peace, So, Northern Arizona
FB - Albert Tuipulotu, Sr, Portland State
Ret. - Junior Adams, Jr, Montana State
PK - Troy Griggs, Sr, Eastern Washington
PK - Javier Garcia, Sr, Idaho State

SECOND TEAM DEFENSE

DT - Brad Ransom, Sr, Portland State
DT - Jonny Varona, Fr, Montana
DE - Adam Cordeiro, So, Montana State
DE - Ciche Pitcher, So, Montana
OLB - Kaaina Keawe, Jr, Northern Arizona
OLB - Park McCallister, Jr, Sacramento State
ILB - Kyle Ecker, Sr, Montana State
ILB - Luke Vincent, Jr, Eastern Washington
ILB - Bart Brooks, Jr, Idaho State
CB - Mitchell Fitzhugh, Sr, Portland State
CB - Brandon Coleman, Jr, Sacramento State

S - Kane Ioane, So, Montana State
S - Keala Loo, Jr, Northern Arizona
S - Trey Young, Jr, Montana
P - Mark Gould, So, Northern Arizona
P - Mark Spencer, Jr, Montana

**2002 ALL-CONFERENCE TEAM
FIRST TEAM OFFENSE**

WR - Junior Adams, Sr, Montana State
WR - Clarence Moore, Jr, Northern Arizona
WR - Fred Amey, So, Sacramento State
OT - Dylan McFarland, Jr, Montana
OT - Brent Swaggert, Jr, Montana State
OG - Devan Kelley, Sr, Portland State
OG - Mataio Toilolo, So, Montana State
C - Corey Brown, Sr, Idaho State
C - Matt Raivio, Jr, Northern Arizona
C - Ben Olson, Sr, Weber State
TE - Dan Curley, Sr, Eastern Washington
QB - Josh Blankenship, Sr, Eastern Washington
QB - John Edwards, Sr, Montana
RB - Jovan Griffith, Sr, Eastern Washington
RB - Ryan Johnson, Sr, Montana State
FB - Saleem Muhammad, Sr, Portland State
Ret. - Levander Segars, So, Montana
PK - Chris Snyder, Jr, Montana

FIRST TEAM DEFENSE

DT - Mark Weivoda, Sr, Idaho State
DT - Blake Horgan, So, Montana
DE - Jared Allen, Jr, Idaho State
DE - Tim Bush, Jr, Montana
DE - Jon Montoya, Jr, Montana State
OLB - Roger Cooper, So, Montana State
OLB - Josh Whitworth, Jr, Idaho State
OLB - Mike Sands, Senior, Northern Arizona
ILB - Keith O'Neil, Sr, Northern Arizona
ILB - Bart Brooks, Sr, Idaho State
CB - Ernie James, So, Idaho State
CB - Vernon Smith, Jr, Montana
S - Trey Young, Sr, Montana
S - Kane Ioane, Jr, Montana State
P - Eddie Johnson, Sr, Idaho State

SECOND TEAM OFFENSE

WR - Eric Kimble, Fr, Eastern Washington
WR - Aaron Hill, Jr, Montana State
WR - Sale Key, So, Idaho State
WR - Jesse Levin, Sr, Portland State
OT - Jon Skinner, Jr, Montana
OT - Kurt Sigler, Jr, Eastern Washington
OT - Steve Burch, So, Idaho State
OG - Robert Poleki, Jr, Idaho State
OG - Steve Gomez, Sr, Northern Arizona
C - Nic Stevenson, So, Montana State
TE - Tim Hester, Sr, Portland State
QB - Doug Baughman, Sr, Idaho State
RB - Ryan Fuqua, So, Portland State
RB - Isaac Mitchell, Jr, Idaho State
FB - Kendall Riley, So, Sacramento State
Ret. - Hashim Hall, Sr, Portland State
PK - Mike Cajal-Willis, Sr, Portland State

SECOND TEAM DEFENSE

DT - Jason Nicastro, Sr, Montana State
DT - Eric Boose, Sr, Idaho State
DT - Ray Sebestyen, So, Montana State
DE - Adam Cordeiro, Jr, Montana State
DE - Stefon Kleinert, Sr, Portland State
OLB - Audie Attar, Sr, Idaho State

OLB - Kaaina Keawe, Sr, Northern Arizona
 OLB - David Smith, Sr, Montana State
 ILB - Luke Vincent, Sr, Eastern Washington
 ILB - Matt McFadden, Jr, Weber State
 CB - Reynard Carrie, Jr, Portland State
 CB - Brandon Coleman, Sr, Sacramento State
 S - Brent Donnerberg, Sr, Portland State
 S - Dave DeCoite, Jr, Montana
 S - Camron Mbewa, Jr, Sacramento State
 P - Mark Gould, Sr, Northern Arizona

2003 ALL-CONFERENCE TEAM FIRST TEAM OFFENSE

WR - Sale' Key, Jr, Idaho State
 WR - Clarence Moore, Sr, Northern Arizona
 WR - Fred Amey, Jr, Sacramento State
 WR - Johnny Marshall, Sr, Northern Arizona
 OT - Dylan McFarland, Sr, Montana
 OT - Brent Swaggert, Sr, Montana State
 OG - Jon Newman, Sr, Weber State
 OG - Jon Skinner, Sr, Montana
 C - Matt Raivio, Sr, Northern Arizona
 TE - Chris Cwik, Jr, Eastern Washington
 QB - Jason Murrietta, Fr, Northern Arizona
 RB - Nick Chournos, Jr, Weber State
 RB - Roger Robinson, So, Northern Arizona
 FB - Brad Weston, Sr, Montana
 Ret. - Corey Smith, Sr, Montana State
 PK - Chris Snyder, Sr, Montana

FIRST TEAM DEFENSE

DT - Mark Weivoda, Sr, Idaho State
 DT - Ray Sebestyen, Jr, Montana State
 DE - Jared Allen, Jr, Idaho State
 DE - Brady Fosmark, So, Weber State
 OLB - Brent Meyers, Sr, Montana
 OLB - Mac Mollohan, So, Montana State
 OLB - Bruce Branch, Jr, Northern Arizona
 OLB - Joey King, So, Portland State
 ILB - Roger Cooper, Jr, Montana State
 ILB - Matt McFadden, Sr, Weber State
 CB - Emery Beckles, Sr, Idaho State
 CB - Joey Thomas, Sr, Montana State
 S - Dave DeCoite, Sr, Montana
 S - Kane Ioane, Sr, Montana State
 P - Mark Gould, Sr, Northern Arizona

SECOND TEAM OFFENSE

WR - Eric Kimble, So, Eastern Washington
 WR - Kyler Randall, Sr, Eastern Washington
 WR - Brett Fowler, Sr, Idaho State
 WR - Scott Turnquist, Sr, Montana State
 OT - Kurt Sigler, Sr, Eastern Washington
 OT - Marko Cavka, Sr, Sacramento State
 OG - Jeff Christiansen, Jr, Eastern Washington
 OG - Robert Poleki, Sr, Idaho State
 OG - Mataio Toilolo, Sr, Montana State
 C - Derek Decker, Sr, Montana
 C - Ahmad Milby, Sr, Weber State
 TE - Tom Winn, Sr, Northern Arizona
 QB - Erik Meyer, So, Eastern Washington
 QB - Travis Lulay, So, Montana State
 RB - Isaac Mitchell, Sr, Idaho State
 RB - Justin Green, Jr, Montana
 FB - Ryan Elliott, Sr, Montana State
 Ret. - Levander Segars, Jr, Montana
 PK - Jeremy Hershey, Sr, Idaho State

SECOND TEAM DEFENSE

DT - Jonny Varona, Jr, Montana
 DT - Adam Cordeiro, Sr, Montana State
 DT - Chris Berg, Jr, Portland State

DE - Tim Bush, Sr, Montana
 DE - Jon Montoya, Sr, Montana State
 OLB - Josh Whitworth, Sr, Idaho State
 OLB - Colton Swan, Sr, Weber State
 ILB - Joey Cwik, So, Eastern Washington
 ILB - Ryan Kroecker, Sr, Sacramento State
 CB - Isaiah Trufant, So, Eastern Washington
 CB - Jay Hackett, Sr, Montana State
 S - Jessy Hanson, Sr, Eastern Washington
 S - Ernie James, Jr, Idaho State
 S - Kenneth Qualls, Sr, Montana State
 P - Jesse Nicassio, Sr, Eastern Washington

2004 ALL-CONFERENCE TEAM FIRST TEAM OFFENSE

WR - Eric Kimble, Jr, Eastern Washington
 WR - Fred Amey, Sr, Sacramento State
 WR - Rick Gatewood, Jr, Montana State
 OT - Mike Roos, Sr, Eastern Washington
 OT - Cory Procter, Sr, Montana
 OT - Jeff Bolton, Jr, Montana State
 OG - Rocky Hanni, Fr, Eastern Washington
 OG - Lawrence Figueroa, Sr, Montana State
 C - Antonio Narcisse, Jr, Portland State
 TE - Blake Wolf, Sr, Montana State
 QB - Travis Lulay, Jr, Montana State
 QB - Erik Meyer, Jr, Eastern Washington
 QB - Craig Ochs, Sr, Montana
 RB - Darius Washington, Sr, Eastern Washington
 RB - Lex Hilliard, So, Montana
 FB - Allen Kennett, Jr, Portland State
 PK - Paul Ernster, Sr, Northern Arizona
 Ret. - Eric Kimble, Jr, Eastern Washington

FIRST TEAM DEFENSE

DT - Chris Berg, Sr, Portland State
 DT - Chuck Jones, Sr, Portland State
 DE - Brady Fosmark, Jr, Weber State
 DE - Rey Sebestyen, Sr, Montana State
 DE - Tom Finnerty, Sr, Eastern Washington
 DE - Mike Murphy, So, Montana
 OLB - Roger Cooper, Sr, Montana State
 OLB - Vince Henman, Sr, Northern Arizona
 OLB - Shane MacIntyre, Jr, Montana
 ILB - Joey Cwik, Jr, Eastern Washington
 ILB - Mac Mollohan, Jr, Montana State
 CB - Isaiah Trufant, Jr, Eastern Washington
 CB - Ryan Phillips, Sr, Eastern Washington
 CB - Ernie James, Sr, Idaho State
 CB - Ramon Payne, Sr, Sacramento State
 S - Jeremy Thornburg, Sr, Northern Arizona
 S - Brandon Keeler, So, Eastern Washington

FIRST TEAM SPECIAL TEAMS

Jefferson Heidelberger, Sr, Montana
 Jordan Senn, Fr, Portland State

SECOND TEAM OFFENSE

WR - Sale' Key, Sr, Idaho State
 WR - Jefferson Heidelberger, Sr, Montana
 WR - Shaun Bodiford, Jr, Portland State
 OT - Steve Burch, Sr, Idaho State
 OT - Micah Jackson-Sattler, Sr, Portland St.
 OT - Mike Stackowiak, Sr, Portland State
 OG - Jeff Marshall, So, Montana
 OG - Matt Alfred, Fr, Eastern Washington
 OG - Peter St. John, Fr, Portland State
 C - Jay Green, Sr, Montana
 C - Kraig Sigler, Jr, Eastern Washington
 TE - Tony Curtis, Sr, Portland State
 QB - Jason Murrietta, So, Northern Arizona
 QB - Mark Hetherington, Sr, Idaho State

RB - Nick Chournos, Sr, Weber State
 RB - Roger Robinson, Sr, Northern Arizona
 FB - Colt Palmer, Sr, Montana
 FB - Lars Slind, Jr, Eastern Washington
 PK - Joe Johnson, Jr, Weber State
 PK - Dan Carpenter, Fr, Montana
 Ret. - Jefferson Heidelberger, Sr, Montana

SECOND TEAM DEFENSE

DT - Brandon Meyers, Sr, Eastern Washington
 DT - Jermaine Horn, Jr, Idaho State
 DT - Blake Horgan, Sr, Montana
 DE - Jacob Houston, Jr, Sacramento State
 DE - Lance Spencer, Jr, Montana
 OLB - Kris Krosch, Jr, Idaho State
 OLB - Matt Logue, Jr, Sacramento State
 ILB - Jimmy Ellingson, Jr, Sacramento State
 OLB - Joey King, Jr, Portland State
 CB - Dominic Dixon, So, Portland State
 CB - David Beverly, Jr, Idaho State
 CB - Kevin Edwards, Jr, Montana
 S - Nick Chenault, Sr, Portland State
 S - Ryan Force, So, Montana State
 S - Brett Shelton, Fr, Sacramento State
 P - Kyle McQuown, So, Idaho State

SECOND TEAM SPECIAL TEAMS

Gregor Smith, Fr, Eastern Washington
 Eric Iverson, Sr, Northern Arizona

2005 ALL-CONFERENCE TEAM FIRST TEAM OFFENSE

WR - Eric Kimble, Sr, Eastern Washington
 WR - Shaun Bodiford, Sr, Portland State
 WR - Rick Gatewood, Sr, Montana State
 OT - Paul McQuistan, Sr, Weber State
 OT - Brad Rhoades, Sr, Montana
 C - Jeff Bolton, Sr, Montana
 OG - Matt Alfred, So, Eastern Washington
 OG - Brennan Carvalho, So, Portland State
 TE - Scott Weaver, Sr, Portland State
 QB - Erik Meyer, Sr, Eastern Washington
 RB - Joe Rubin, Sr, Portland State
 RB - Lex Hilliard, Jr, Montana
 FB - Allen Kennett, Sr, Portland State
 PK - Jaret Johnson, Sr, Idaho State
 Ret. - Tuff Harris, Jr, Montana

FIRST TEAM DEFENSE

DT - Alan Saenz, Sr, Montana
 DT - Shane Barkdull, Sr, Weber State
 DE - Jeff Charleston, Sr, Idaho State
 DE - Brady Fosmark, Sr, Weber State
 OLB - Joey King, Sr, Portland State
 OLB - Matt Logue, Sr, Sac St.
 ILB - Joey Cwik, Sr, E. Washington
 ILB - Pago Togafau, Jr, Idaho State
 CB - Dominic Dixon, Jr, Portland State
 CB - Jesse Hendrix, Sr, Eastern Washington
 S - Bryant Jarrett, So, Eastern Washington
 S - Dallas Drecksel, Sr, Weber State
 P - Rhian Madrid, Jr, Northern Arizona

FIRST TEAM SPECIAL TEAMS

Brady Green, Jr, Montana

SECOND TEAM OFFENSE

WR - Raul Vijil, Sr, Eastern Washington
 WR - Lyncell Jackson, Sr, Weber State
 WR - Eddie Thompson, Fr, Idaho State
 WR - Kory Mahr, So, Northern Arizona
 OT - Joe Hirst, Jr, Montana State
 OT - Peter St. John, So, Portland State
 OG - Lawrence Figueroa, Sr, Montana State



Idaho State's Jared Allen was First Team All-Conference in 2001, 2002 and 2003.



Northern Arizona's Jason Murrietta was First Team All-Conference in 2003 and 2006.



Weber State's Brady Fosmark was First Team All-Conference in 2003, 2004 and 2005.



Greg Peach of Eastern Washington was First Team All-Conference in 2007 and 2008.



Montana State's Bobby Daly was First Team All-Conference in 2007.

OG - Pat McQuistan, Sr., Weber State
 C - Jeff Marshall, Jr., Montana
 C - Kraig Sigler, Sr., Eastern Washington
 TE - Tim Calhoun, Jr., Eastern Washington
 QB - Travis Lulay, QB, Montana State
 RB - Ryan Cole, Jr., Eastern Washington
 RB - Ryan Mole, So., Sacramento State
 FB - Lars Slind, Sr., Eastern Washington
 PK - Dan Carpenter, So., Montana
 Ret. - Kris Daniels, Jr., Sacramento State

SECOND TEAM DEFENSE

DT - Aaron Papich, So., Montana State
 DT - Harrison Nikolaou, Sr., Eastern Washington
 DE - Mike Murphy, Jr., Montana
 DE - Lance Spencer, Sr., Montana
 OLB - Nick Marudas, Sr., Montana State
 OLB - Shane MacIntyre, Sr., Montana
 ILB - Mac Mollohan, Sr., Montana State
 ILB - Epikopo King, So., Montana State
 CB - D.J. Clark, Fr., Idaho State
 CB - K.J. Gerard, So., Northern Arizona
 S - Ryan Force, Jr., Montana State
 S - Brandon Keeler, Jr., Eastern Washington
 S - Brett Shelton, So., Sacramento State
 P - Tyson Johnson, Jr., Montana

SECOND TEAM SPECIAL TEAMS

Kenneth Mackins, So., Portland State

2006 ALL-CONFERENCE TEAM

FIRST TEAM OFFENSE

WR - Alex Watson, Jr., No. Arizona
 WR - Mike Jefferson, Sr., Montana St.
 WR - Eric Allen, Jr., Montana
 OT - David Hale, Jr., Weber State
 OT - Cody Balogh, Jr., Montana
 OG - Brennan Carvalho, Jr., Portland St.
 OG - Colin Dow, So., Montana
 C - George Yarno, Jr., Idaho State
 TE - Shaun Fitzpatrick, So., No. Arizona
 QB - Jason Murrietta, Sr., No. Arizona
 RB - Josh Barnett, Jr., Idaho State
 RB - Trevyn Smith, Fr., Weber State
 FB - Bobby McClintock, Fr., Portland St.
 K - Brett Bergstrom, Sr., Eastern Washington
 RS - Bryant Eteuati, So., Weber State

FIRST TEAM DEFENSE

DT - C.J. Niusulu, Sr., Portland State
 DT - Rio Stotler, So., Weber State
 DE - Mike Murphy, Sr., Montana
 DE - Kroy Biermann, Jr., Montana
 OLB - Chris Hunsaker, Sr., Northern Arizona
 OLB - Tyler DeBry, Jr., Weber State
 ILB - Adam Hayward, Sr., Portland State
 ILB - Pago Togafau, Sr., Idaho State
 CB - Bo Smith, Sr., Weber State
 CB - Dominic Dixon, Sr., Portland State
 S - Torrey Thomas, Jr., Montana
 S - Colt Anderson, So., Montana
 P - Rhian Madrid, Sr., Northern Arizona

FIRST TEAM SPECIAL TEAMS

Colt Anderson, So., Montana

SECOND TEAM OFFENSE

WR - Akilah Lacey, Sr., Idaho State
 WR - Eddie Thompson, Sr., Idaho State
 WR - Kenneth Mackins, Jr., Portland State
 OT - Joe Hirst, Sr., Montana State
 OT - Rocky Hanni, Jr., Eastern Washington
 OT - Darren Heerspink, Jr., Portland State

OG - Peter St. John, Jr., Portland State
 OG - Matt Alfred, Jr., Eastern Washington
 C - Jeff Marshall, Sr., Montana
 TE - Brandon Mennear, Sr., Idaho State
 QB - Josh Swogger, Sr., Montana
 RB - Alex Henderson, Fr., Northern Arizona
 RB - Andre Wilson, Sr., Northern Colorado
 FB - Alexis Alexander, So., Eastern Washington
 K - Dan Carpenter, Jr., Montana
 RS - Tuff Harris, Sr., Montana

SECOND TEAM DEFENSE

DT - Matthis Gehring, Sr., Portland State
 DT - Dallas Mauga, Jr., Sacramento State
 DE - Cole Smith, Jr., Portland State
 DE - Dustin Dlouhy, Sr., Montana
 OLB - Epikopo King, Jr., Montana State
 OLB - Tyson Butler, Sr., Sacramento State
 ILB - Cyrus Mulitalo, So., Sacramento State
 ILB - D.J. Robinson, Sr., Portland State
 CB - Tuff Harris, Sr., Montana
 CB - Jimmy Wilson, Jr., Montana
 CB - Ricky Wilson, Jr., Northern Arizona
 S - Ryan Force, Sr., Montana State
 S - Brent Webber, Jr., Sacramento State
 P - Dan Zeidman, Jr., Idaho State

SECOND TEAM SPECIAL TEAMS

Kenneth Mackins, Jr., Portland State

2007 ALL-CONFERENCE TEAM

FIRST TEAM OFFENSE

WR - Aaron Boyce, So, Eastern Washington
 WR - Eddie Thompson, Jr., Idaho State
 WR - Tremayne Kirkland, Sr., Portland State
 OT - David Hale, Sr., Weber State
 OT - Brent Russum, Jr., Montana
 OG - Matt Alfred, Sr., Eastern Washington
 OG - J.D. Quinn, Jr., Montana
 C - Brennan Carvalho, Sr., Portland State
 TE - Ryan Chesla, Jr., Northern Colorado
 QB - Matt Nichols, So., Eastern Washington
 RB - Josh Barnett, Sr., Idaho State
 RB - Trevyn Smith, So., Weber State
 FB - Marcus Mailei, Jr., Weber State
 PK - Dan Carpenter, Sr., Montana
 RS - Bryant Eteuati, Jr., Weber State

FIRST TEAM DEFENSE

DT - Dallas Mauga, Sr., Sacramento State
 DT - Bryce Scanlon, Jr., Weber State
 DE - Kroy Biermann, Sr., Montana
 DE - Greg Peach, Jr., Eastern Washington
 OLB - Loren Utterback, Sr., Montana
 OLB - Mike Brannon, Sr., Sacramento State
 ILB - Bobby Daly, Jr., Montana State
 ILB - Cyrus Mulitalo, Jr., Sacramento State
 CB - K.J. Gerard, Jr., Northern Arizona
 CB - Ricky Wilson, Sr., Northern Arizona
 S - Colt Anderson, Jr., Montana
 S - Ty Sparrow, Sr., Weber State
 P - Tyson Johnson, Sr., Montana

FIRST TEAM SPECIAL TEAMS

Cyrus Igonu, Jr., Northern Arizona

SECOND TEAM OFFENSE

WR - Ryan Bagley, Sr., Montana
 WR - Alex Watson, Sr., Northern Arizona
 WR - Bryant Eteuati, Jr., Weber State
 OT - Zach Wasielewski, Sr., Eastern Washington
 OT - Daren Heerspink, Sr., Portland State
 OG - Jeff Hansen, So., Montana State

OG - Dimitri Tsoumpas, Sr., Weber State
 C - Colin Dow, Jr., Montana
 TE - Shaun Fitzpatrick, Jr., Northern Arizona
 QB - Cole Bergquist, Jr., Montana
 RB - Lex Hilliard, Sr., Montana
 RB - Demetrius Crawford, Jr., Montana State
 FB - Olaniyi Sobomehin, Sr., Portland State
 PK - Robbie Dehaze, Jr., Northern Arizona
 RS - JD Ponciano, So., Idaho State

SECOND TEAM DEFENSE

DT - Lance Witherspoon, Jr., Eastern Washington
 DT - Craig Mettler, Jr., Montana
 DT - Aaron Papich, Sr., Montana State
 DE - Cole Smith, Sr., Portland State
 DE - Dane Fletcher, So., Montana State
 OLB - Epikopo King, Sr., Montana State
 OLB - J.D. Folsom, Jr., Weber State
 ILB - Tyler Joyce Sr., Montana
 ILB - Cristian Sarmento, Jr., Northern Colorado
 CB - Chris Clark, Sr., Montana
 CB - Michael Beach, Sr., Montana State
 S - Torrey Thomas, Sr., Montana
 S - Brian Jarrett, Sr., Eastern Washington
 P - Dan Zeidman, Sr., Idaho State

SECOND TEAM SPECIAL TEAMS

Bryant Eteuati, Jr., Weber State

2008 All-Conference Team

FIRST TEAM OFFENSE

WR - Tony Washington, Sr., Sacramento State
 WR - Tim Toone, Jr., Weber State
 WR - Marc Mariani, Jr., Montana
 OT - Paul Carpenter, Sr., Weber State
 OT - Lou Saucedo, Sr., Montana State
 OG - Colin Dow, Sr., Montana
 OG - Lawaia Naihe, Sr., Weber State
 C - Kyle Mutcher, Jr., Weber State
 TE - Ryan Chesla, Sr., Northern Colorado
 QB - Cameron Higgins, So., Weber State
 RB - Trevyn Smith, Jr., Weber State
 RB - Demetrius Crawford, Sr., Montana State
 FB - Marcus Mailei, Jr., Weber State
 PK - Robbie Dehaze, Sr., Northern Arizona
 RS - Marc Mariani, Jr., Montana

FIRST TEAM DEFENSE

DT - Bryce Scanlon, Sr., Weber State
 DT - Steve Nwogbe, Sr., Northern Arizona
 DE - Greg Peach, Sr., Eastern Washington
 DE - Kevin Linehan, Jr., Weber State
 OLB - Mike Brannon, Sr., Sacramento State
 OLB - J.D. Folsom, Sr., Weber State
 ILB - Cyrus Mulitalo, Sr., Sacramento State
 ILB - Cristian Sarmento, Sr., Northern Colorado
 CB - K.J. Gerard, Sr., Northern Arizona
 CB - Josh Morris, Jr., Weber State
 S - Colt Anderson, Sr., Montana
 S - Beau Hadley, Jr., Weber State
 S - Kevin Retoriano, Jr., Montana State
 P - Robbie Dehaze, Sr., Northern Arizona

FIRST TEAM SPECIAL TEAMS

Kenyon Blue, Sr., Idaho State

SECOND TEAM OFFENSE

WR - Aaron Boyce, Jr., Eastern Washington
 WR - Eddie Thompson, Sr., Idaho State
 WR - Brynson Brown, Jr., Eastern Washington
 OT - Levi Horn, Jr., Montana
 OT - Brent Russum, Sr., Montana
 OG - Jeff Hansen, Jr., Montana State

OG – J.C. Oram, Fr., Weber State
 C – J.D. Quinn, Sr., Montana
 TE – Cody Nakamura, Jr., Weber State
 QB – Cole Bergquist, Sr., Montana
 RB – Chase Reynolds, So., Montana
 RB – Bryan Hilliard, So., Sacramento State
 FB – Alexis Alexander, Sr., Eastern Washington
 PK – Jason Cunningham, Fr., Montana State
 PK – Felipe Macias, Sr., Eastern Washington
 RS – Aaron Woods, Jr., Portland State

SECOND TEAM DEFENSE

DT – Lance Witherspoon, Sr., E. Washington
 DT – Craig Mettler, Sr., Montana
 DE – Dane Fletcher, Jr., Montana State
 DE – Jason Belford, Sr., Eastern Washington
 OLB – Ryan Phipps, Sr., Idaho State
 OLB – Cody Dowd, Jr., Northern Arizona
 ILB – Bobby Daly, Sr., Montana State
 ILB – Andy Schantz, Sr., Portland State
 CB – Deshawn Shead, Fr., Portland State
 CB – D.J. Clark, Sr., Idaho State
 S – Shann Schillinger, Jr., Montana
 S – Adam Wright, Sr., Northern Arizona
 P – Fritz Brayton, Sr., Eastern Washington

SECOND TEAM SPECIAL TEAMS

Tom Martin, Sr., Montana

2009 All-Conference Team

FIRST TEAM OFFENSE

WR – Tim Toone, Sr., Weber State
 WR – Marc Mariani, Sr., Montana
 WR – Ed Berry, Sr., Northern Arizona
 OT – Levi Horn, Sr., Montana
 OT – Mike Person, Jr., Montana State
 OG – Terran Hillesland, Sr., Montana
 OG – Jeff Hansen, Sr., Montana State
 C – Kyle Mutcher, Sr., Weber State
 TE – Nathan Overbay, Sr., Eastern Washington
 QB – Matt Nichols, Sr., Eastern Washington
 RB – Chase Reynolds, Jr., Montana
 RB – Trevern Smith, Sr., Weber State
 RB – Taiwan Jones, So., Eastern Washington
 RB – Alex Henderson, Sr., Northern Arizona
 FB – Kevin Klaboe, Sr., Montana
 FB – Bobby McClintock, Sr., Portland State
 PK – Zach Brown, Fr., Portland State
 RS – Tim Toone, Sr., Weber State

FIRST TEAM DEFENSE

DT – Renard Williams, So., Eastern Washington
 DT – Dan Ogden, Jr., Montana State
 DE – Dane Fletcher, Sr., Montana State
 DE – Kevin Linehan, Sr., Weber State
 OLB – J.C. Sherritt, Jr., Eastern Washington
 OLB – A.J. Storms, So., Idaho State
 ILB – Shawn Lebsack, Sr., Montana
 ILB – Taylor Sedillo, Jr., Weber State
 CB – Trumaine Johnson, So., Montana
 CB – Josh Morris, Sr., Weber State
 S – Shann Schillinger, Sr., Montana
 S – Matt Estrada, Jr., Northern Arizona
 P – Mike Snoy, Sr., Weber State
 P – Jon Vanderweilen, Sr., Idaho State

FIRST TEAM SPECIAL TEAMS

Cole Lockwood, So., Montana

SECOND TEAM OFFENSE

WR – Aaron Boyce, Sr., Eastern Washington
 WR – Tony Davis, Sr., Eastern Washington
 WR – Brandy Reed, Jr., Sacramento State

OT – Ryne Holstrom, Sr., Northern Arizona
 OT – Nestor Cruz, Sr., Weber State
 OG – Matt Lemley, Sr., Sacramento State
 OG – J.C. Oram, So., Weber State
 C – Alex Verlanic, Jr., Montana
 TE – Steve Pfahler, Sr., Montana
 QB – Michael Herrick, Jr., Northern Arizona
 RB – Aaron Mason, Sr., Montana State
 FB – Bo Bolen, Fr., Weber State
 PK – Matt Myers, So., Northern Arizona
 RS – Marc Mariani, Sr., Montana

SECOND TEAM DEFENSE

DT – Christian Clark, Jr., Sacramento State
 DT – Austin Mullins, Sr., Montana
 DE – Jace Palmer, Sr., Montana
 DE – Isaac Bond, So., Northern Arizona
 OLB – Ryan Pedersen, Sr., Portland State
 OLB – Brandon Fisher, Sr., Montana
 ILB – John Eddy, Jr., Northern Colorado
 ILB – Clay Bignell, So., Montana State
 ILB – Stevon Thomas, Sr., Northern Arizona
 CB – Korey Askew, Jr., Northern Colorado
 CB – Kevin Retoriano, Sr., Montana State
 S – Zach Schrader, Jr., Sacramento State
 S – Beau Hadley, Sr., Weber State
 P – Augie Heath, So., Sacramento State

SECOND TEAM SPECIAL TEAMS

Ryan Lutz, Sr., Northern Colorado

2010 All-Conference Team

FIRST TEAM OFFENSE

WR – Brandon Kaufman, So., E. Washington
 WR – Jace Davis, So., Northern Colorado
 WR – Joe Collins, Sr., Weber State
 OT – Mike Person, Sr., Montana State
 OT – Caleb Turner, Sr., Weber State
 OG – Kris Poindexter, Sr., Northern Arizona
 OG – J.C. Oram, Jr., Weber State
 C – Chris Powers, Jr., Eastern Washington
 TE – Julius Thomas, Sr., Portland State
 QB – DeNarius McGhee, Fr., Montana State
 RB – Taiwan Jones, Jr., Eastern Washington
 RB – Cory McCaffrey, Jr., Portland State
 FB – Vai Tafuna, Sr., Weber State
 PK – Jason Cunningham, Jr., Montana State
 RS – Tavoy Moore, Jr., Idaho State

FIRST TEAM DEFENSE

DT – Dan Ogden, Sr., Montana State
 DT – Renard Williams, Jr., Eastern Washington
 DE – Isaac Bond, Jr., Northern Arizona
 DE – Zack Nash, Jr., Sacramento State
 OLB – J.C. Sherritt, Sr., Eastern Washington
 OLB – Nick Webb, Jr., Weber State
 OLB – A.J. Storms, Sr., Idaho State
 ILB – Reid Worthington, Sr., Northern Arizona
 ILB – John Eddy, Sr., Northern Colorado
 CB – Trumaine Johnson, Jr., Montana
 CB – Korey Askew, Sr., Northern Colorado
 S – Erik Stoll, Sr., Montana
 S – Matt Johnson, Jr., Eastern Washington
 P – David Harrington, Jr., Idaho State

FIRST TEAM SPECIAL TEAMS

Darriell Beaumonte, Jr., Eastern Washington

SECOND TEAM OFFENSE

WR – Austin Shanks, Jr., Northern Arizona
 WR – Daiveun Curry-Chapman, Sr., N. Arizona
 WR – Chase Deadder, Jr., Sacramento State
 OT – Gabe Jackson, Jr., Eastern Washington

OT – John Taylor, Jr., Sacramento State
 OG – Russ Piette, Sr., Montana
 OG – Alex Terrien, Jr., Montana State
 C – Alex Verlanic, Sr., Montana
 TE – Kyle Begger, Sr., Montana State
 QB – Jeff Fleming, Jr., Sacramento State
 RB – Orenzo Davis, Jr., Montana State
 RB – Zach Bauman, Fr., Northern Arizona
 FB – Calvin Paciulli, Jr., Northern Arizona
 PK – Brody McKnight, Jr., Montana
 RS – Peter Nguyen, So., Montana
 RS – Dominic Gunn, So., Northern Colorado

SECOND TEAM DEFENSE

DT – Bryan Waldhauser, Jr., Montana
 DT – Christian Clark, Sr., Sacramento State
 DE – Sean Rutten, Sr., Idaho State
 DE – Severin Campbell, Sr., Montana
 OLB – Zach Johnson, Jr., Eastern Washington
 OLB – Scott McKeever, Jr., Northern Arizona
 OLB – Caleb McSurdy, Jr., Montana
 OLB – Peter Buck, Sr., Sacramento State
 CB – Dante Calcote, Sr., Eastern Washington
 CB – DeShawn Shead, Jr., Portland State
 S – Matt Estrada, Sr., Northern Arizona
 S – Jordan Brown, Sr., Weber State
 S – Zach Schrader, Sr., Sacramento State
 P – Drew Zamora, Jr., Northern Arizona

SECOND TEAM SPECIAL TEAMS

Bo Bolen, So., Weber State

2011 All-Conference Team

FIRST TEAM OFFENSE

WR – Nicholas Edwards, Jr., Eastern Washington
 WR – Elvis Akpla, Sr., Montana State
 WR – Rodrick Rumble, Jr., Idaho State
 OT – Jon Opperud, Sr., Montana
 OT – Conrad Burbank, Sr., Montana State
 OG – Alex Terrien, Sr., Montana State
 OG – J.C. Oram, Sr., Weber State
 C – Chris Powers, Sr., Eastern Washington
 TE – Greg Hardy, Jr., Montana
 QB – Bo Levi Mitchell, Sr., Eastern Washington
 RB – Zach Bauman, So., Northern Arizona
 RB – Cody Kirk, So., Montana State
 RB – Cory McCaffrey, Sr., Portland State
 FB – Tevia Tolutau, Fr., Weber State
 PK – Zach Brown, Jr., Portland State
 RS – Jabin Sambrano, Sr., Montana

FIRST TEAM DEFENSE

DT – Zach Minter, Jr., Montana State
 DT – Bryan Waldhauser, Sr., Montana
 DE – Isaac Bond, Sr., Northern Arizona
 DE – Zack Nash, Sr., Sacramento State
 OLB – Jody Owens, Jr., Montana State
 OLB – Nick Webb, Sr., Weber State
 ILB – A.J. Storms, Sr., Idaho State
 ILB – Caleb McSurdy, Sr., Montana
 CB – Vacated
 CB – T.J. Lee, So., Eastern Washington
 S – Matt Johnson, Sr., Eastern Washington
 S – DeShawn Shead, Sr., Portland State
 P – David Harrington, Sr., Idaho State

FIRST TEAM SPECIAL TEAMS


Nevin Lewis, Jr., Portland State

SECOND TEAM OFFENSE

WR – Greg Herd, Jr., Eastern Washington
 WR – Jabin Sambrano, Sr., Montana
 WR – Patrick Walker, Sr., Northern Colorado



Northern Colorado's Christian Sarmento was First Team All-Conference in 2008.



Eastern Washington's J.C. Sherritt was First Team All-Conference in 2009 and 2010.



Bobby McClintock of Portland State was First Team All-Conference in 2009.



Sacramento State's Zack Nash was First Team All-Conference in 2011.



North Dakota's Greg Hardin was First Team All-Conference in 2013.

OT – Dustin Waldron, Sr., Portland State
 OT – Nate Doverspike, Sr., Sacramento State
 OG – Danny Kistler, So., Montana
 OG – Tytan Timoteo, Jr., Weber State
 C – Alex Mott, Sr., Northern Arizona
 TE – Steven Foster, Jr., Montana State
 QB – DeNarius McGhee, So., Montana State
 RB – Tray Robinson, Jr., Montana State
 RB – Josh Booker, So., Weber State
 FB – Jake Hess, Jr., Northern Arizona
 PK – Jason Cunningham, Sr., Montana State
 RS – Dominic Gunn, Jr., Northern Colorado

SECOND TEAM DEFENSE

DT – Renard Williams, Sr., Eastern Washington
 DT – Myles Wade, Sr., Portland State
 DE – Brad Daly, So., Montana State
 DE – Trevor Pletcher, Jr., Weber State
 OLB – John Kanongata'a, So., Montana
 OLB – Ian Sluss, Jr., Portland State
 ILB – Clay Bignell, Sr., Montana State
 ILB – Clarence Bumpas, So., No. Colorado
 CB – Houston Roots, Sr., Montana
 CB – Darius Jones, Jr., Montana State
 CB – Kyle Monson, Sr., Sacramento State
 S – Mike McCord, Sr., Montana
 S – Joel Fuller, Jr., Montana State
 P – Josh Kealamakia, So., Weber State

SECOND TEAM SPECIAL TEAMS

Darriell Beaumonte, Sr., Eastern Washington

**2012 All-Conference Team
 FIRST TEAM OFFENSE**

WR – Brandon Kaufman, Jr., E. Washington
 WR – Rodrick Rumble, Sr., Idaho State
 WR – Greg Hardin, Jr., North Dakota
 OT – Danny Kistler, Jr., Montana
 OT – Will Post, Sr., Eastern Washington
 OG – Sean Davies, Sr., UC Davis
 OG – Gavin Farr, Jr., Southern Utah
 C – Shaun Sampson, Sr., Montana State
 TE – Greg Hardy, Sr., Montana
 QB – DeNarius McGhee, Jr., Montana State
 RB – Deonte Williams, Sr., Cal Poly
 RB – Zach Bauman, Jr., Northern Arizona
 FB – Jake Hess, Sr., Northern Arizona
 PK – Jimmy Pavel, Sr., Eastern Washington
 RS – Dominic Gunn, Sr., Northern Colorado

FIRST TEAM DEFENSE

DT – Zach Minter, Sr., Montana State
 DT – Cody Larsen, Sr., Southern Utah
 DE – Caleb Schreibeis, Sr., Montana State
 DE – Zach Wagenmann, So., Montana
 OLB – Jordan Tripp, Jr., Montana
 OLB – Jody Owens, Sr., Montana State
 ILB – Kenneth Jackson, Sr., Cal Poly
 ILB – Ronnie Hamlin, Jr., Eastern Washington
 CB – T.J. Lee III, Jr., Eastern Washington
 CB – Anders Battle, Jr., Northern Arizona
 S – Lucky Dozier, Jr., Northern Arizona
 S – Joel Fuller, Sr., Montana State
 P – Colton Schmidt, Sr., UC Davis

FIRST TEAM SPECIAL TEAMS

Dominic Gunn, Sr., Northern Colorado

SECOND TEAM OFFENSE

WR – Tanner Bleskin, Jr., Montana State
 WR – Morris Norrise, Jr., Sacramento State
 WR – Fatu Moala, Jr., Southern Utah
 OT – Steven Foster, Sr., Montana State

OT – Trey Gillee, Sr., Northern Arizona
 OG – Tyler Worthley, Jr., Sacramento State
 OG – Steven Forgette, Jr., Eastern Washington
 C – Dylan Fox, Sr., Southern Utah
 TE – Josh Hill, Sr., Idaho State
 QB – Brad Sorensen, Sr., Southern Utah
 RB – Cody Kirk, Jr., Montana State
 RB – Peter Nguyen, Sr., Montana
 FB – Lavell Ika, Sr., Southern Utah
 PK – Colton Cook, Jr., Southern Utah
 RS – Austin Shanks, Sr., Northern Arizona

SECOND TEAM DEFENSE

DT – Sullivan Grosz, Jr., Cal Poly
 DT – Tim Wilkinson, Jr., Northern Arizona
 DE – Jerry Ceja, Sr., Eastern Washington
 DE – Brad Daly, Jr., Montana State
 DE – Marquis Jackson, Sr., Portland State
 OLB – Johnny Millard, Jr., Cal Poly
 OLB – Ian Sluss, Sr., Portland State
 OLB – Zach Johnson, Sr., Eastern Washington
 ILB – Jordan Glass, Sr., UC Davis
 ILB – Anthony Morales, Jr., Weber State
 CB – Darius Jones, Sr., Montana State
 CB – Osagie Odiase, Jr., Sacramento State
 S – Allen Brown, Jr., Eastern Washington
 S – Marcel Gibbons, Sr., Northern Arizona
 P – Andy Wilder, Jr., Northern Arizona

SECOND TEAM SPECIAL TEAMS

Taylor Malenfant, Sr., Northern Arizona

**2013 All-Conference Team
 FIRST TEAM OFFENSE**

WR – Cooper Kupp, Fr., Eastern Washington
 WR – Greg Hardin, Sr., North Dakota
 WR – DeAndre Carter, Jr., Sacramento State
 OT – Mitchell Van Dyk, Sr., Portland State
 OT – Danny Kistler, Sr., Montana
 OG – Tyler Worthley, Sr., Sacramento State
 OG – Lefi Letuligasenoa, Sr., Cal Poly
 C – Ashton Miller, Sr., Eastern Washington
 TE – RJ Rickett, Jr., Northern Arizona
 QB – Vernon Adams, So., Eastern Washington
 RB – Zach Bauman, Sr., Northern Arizona
 RB – DJ Adams, Sr., Portland State
 FB – Akaninyene Umoh, Sr., Cal Poly
 K – Colton Cook, Sr., Southern Utah
 RS – Shawn Johnson, Jr., Montana State

FIRST TEAM DEFENSE

DT – Sullivan Grosz, Sr., Cal Poly
 DT – Tim Wilkinson, Sr., Northern Arizona
 DE – Brad Daly, Sr., Montana
 DE – Zack Wagenmann, Jr., Montana
 OLB – Jordan Tripp, Sr., Montana
 OLB – JP Kanongata'a, Sr., Montana
 ILB – Todd Davis, Sr., Sacramento State
 ILB – Zak Browning, So., Southern Utah
 CB – Anders Battle, Sr., Northern Arizona
 CB – TJ Lee III, Sr., Eastern Washington
 S – Lucky Dozier, Sr., Northern Arizona
 S – Alex Hubbard, Sr., Cal Poly
 P – Kyle Loomis, Jr., Portland State

FIRST TEAM SPECIAL TEAMS

Bo Schulze, Sr., Eastern Washington

SECOND TEAM OFFENSE

WR – Ellis Henderson, So., Montana
 WR – Luke Austin, Sr., Idaho State
 WR – Ashton Clark, Sr., Eastern Washington
 OT – Clay DeBord, So., Eastern Washington

OT – Giovanni Sani, Sr., Cal Poly
 OG – William Poehts, Sr., Montana
 OG – Steven Forgette, Sr., Eastern Washington
 C – Roy Garcia, Jr., Northern Arizona
 C – Kjelby Oiland, Sr., Montana
 TE – Tiai Salanona, Jr., Montana State
 QB – Garrett Safron, Jr., Sacramento State
 RB – Cody Kirk, Sr., Montana State
 RB – Kristaan Ivory, Jr., Cal Poly
 FB – Nick Butier, So., Northern Arizona
 K – Brendon Garcia, Sr., Idaho State
 RS – Ellis Henderson, So., Montana

SECOND TEAM DEFENSE

DT – Andru Pulu, Sr., Eastern Washington
 DT – Alex Bienemann, Sr., Montana
 DE – James Cowser, So., Southern Utah
 DE – Nick King, Sr., UC Davis
 OLB – Ronnie Hamlin, Jr., Eastern Washington
 OLB – Johnny Millard, Sr., Cal Poly
 ILB – Brock Coyle, Sr., Montana
 ILB – Clarence Bumpas, Sr., No. Colorado
 CB – Anthony Goodwin, Sr., Montana
 CB – Deonte Flowers, Jr., Montana State
 S – Matt Hermanson, Jr., Montana
 S – Tommy Collet, Jr., Sr., Southern Utah
 P – Justin Weldon, Sr., Sacramento State

SECOND TEAM SPECIAL TEAMS

Chad Newell, Fr., Montana State

THIRD TEAM OFFENSE

WR – Tanner Bleskin, Sr., Montana State
 WR – Morris Norrise, Sr., Sacramento State
 WR – Kasey Closs, Jr., Portland State
 OT – Cody Burgeess, Sr., Southern Utah
 OT – Jacob Julian, Fr., Northern Arizona
 OG – Cornelius Edison, Jr., Portland State
 OG – JP Flynn, Fr., Montana State
 OG – Trevor Poole, Jr., Montana
 C – Gavin Farr, Sr., Southern Utah
 TE – Zack Gehring, Sr., Eastern Washington
 QB – Jordan Johnson, Jr., Montana
 RB – Gabe Manzanares, Jr., UC Davis
 RB – Quincy Forte, Jr., Eastern Washington
 FB – Jamal Wilson, So., Montana
 K – Brady Stuart, So., UC Davis
 RS – Greg Hardin, Sr., North Dakota

THIRD TEAM DEFENSE

DT – Tonga Takai, Jr., Montana
 DT – Chima Ike, Sr., Northern Arizona
 DE – Anthony Larry, Sr., Eastern Washington
 DE – Jake Irwin, Jr., Cal Poly
 OLB – Mike Holley, Jr., Southern Utah
 OLB – Mike Dosen, Sr., Northern Arizona
 ILB – Nick Dzubnar, Jr., Cal Poly
 ILB – Austin Hasquet, Jr., Northern Arizona
 ILB – Anthony Morales, Sr., Weber State
 CB – Tyree Mills, Sr., Southern Utah
 CB – Jonathan Perkins, Sr., UC Davis
 S – Tevin McDonald, Jr., Eastern Washington
 S – David Edgerson, Sr., Portland State
 P – Andy Wilder, Sr., Northern Arizona

THIRD TEAM SPECIAL TEAMS

Ellis Henderson, So., Montana

2014 All-Conference Team

FIRST TEAM OFFENSE

WR – Cooper Kupp, So., Eastern Washington
 WR – DeAndre Carter, Sr., Sacramento St.
 WR – Madison Mangum, So., Idaho State

OT - Jake Rodgers, Sr., Eastern Washington
 OT - Ian Joseph, Sr., UC Davis
 OG - Aaron Neary, Jr., Eastern Washington
 OG - JP Flynn, So., Montana State
 C - Cornelius Edison, Sr., Portland State
 TE - Tiai Salanoa, Sr., Montana State
 QB - Vernon Adams, Jr., Eastern Washington
 QB - Justin Arias, Sr., Idaho State
 RB - Xavier Finney, Jr., Idaho State
 RB - Jordan Canada, Sr., Montana
 FB - Nick Butier, Jr., Northern Arizona
 PK - Brad Cornish, Jr., Sacramento State
 RS - Alex Tillman, Sr., North Dakota

FIRST TEAM SPECIAL TEAMS

Chad Newell, So., Montana State

FIRST TEAM DEFENSE

DT - Tonga Takai, Sr., Montana
 DT - Lexington Smith, Sr., Northern Colorado
 DE - Zack Wagenmann, Sr., Montana
 DE - James Cowser, Jr., Southern Utah
 OLB - Alex Singleton, Sr., Montana State
 OLB - Cameron Ontko, Sr., Cal Poly
 ILB - Nick Dzubnar, Sr., Cal Poly
 ILB - Ronnie Hamlin, Sr., Eastern Washington
 CB - Deonte Flowers, Sr., Montana State
 CB - Marcus Alford, Jr., Northern Arizona
 S - Tevin McDonald, Sr., Eastern Washington
 S - Matt Hermanson, Sr., Montana
 P - Kyle Loomis, Sr., Portland State

SECOND TEAM OFFENSE

WR - Jamaal Jones, Jr., Montana
 WR - Nnamdi Agude, Jr., Sacramento State
 WR - Shaydon Kehano, Sr., Weber State
 OT - Jim Bagley, Sr., Idaho State
 OT - Joe Gurski, Sr., Northern Arizona
 OG - Quinn Catalano, Sr., Montana State
 OG - Nick Enriquez, So., Cal Poly
 C - Christian Diehm, Jr., Idaho State
 TE - Beau Gardner, Sr., Northern Arizona
 QB - Garrett Safron, QB, Sacramento State
 RB - Kori Garcia, So., Cal Poly
 RB - Quincy Forte, Sr., Eastern Washington
 FB - Brandon Howe, Sr., Cal Poly
 PK - Jonathan Gonzales, So., Portland State
 RS - Shawn Johnson, Sr., Montana State

SECOND TEAM SPECIAL TEAMS

Nick Butier, Jr., Northern Arizona

SECOND TEAM DEFENSE

DT - Tyler Kuder, Jr., Idaho State
 DT - Taylor Sheridan, Sr., Montana State
 DE - Samson Ebukam, So., Eastern Washington
 DE - Jaycee Totty, Sr., Sacramento State
 OLB - Mario Jenkins, Fr., Idaho State
 OLB - Kendrick Van Ackeren, Jr., Montana
 ILB - Darnell Sankey, Jr., Sacramento State
 ILB - Chinedu Ahanonu, So., Southern Utah
 CB - Josh Dennard, Sr., Montana
 CB - Aaron Sibley, Jr., Portland State
 S - Kyle Griffin, Sr., Northern Colorado
 S - Miles Killebrew, Jr., Southern Utah
 P - Jake Miller, Sr., Eastern Washington

THIRD TEAM OFFENSE

WR - Shaq Hill, Jr., Eastern Washington
 WR - Ify Umodu, Sr., Northern Arizona
 WR - Dimitri Stimpfil, Sr., Northern Colorado
 OT - John Weidenaar, Jr., Montana State
 OT - Aleksander Milanovic, Jr., Sac State

OG - Eric Rodriguez, Sr., Northern Arizona
 OG - Derek Nielsen, Sr., Sacramento State
 C - Joel Horn, Jr., Montana State
 TE - Josh Cook, So., Idaho State
 QB - Chris Brown, Jr., Cal Poly
 QB - Dakota Prukop, So., Montana State
 RB - Gabe Manzanera, Jr., UC Davis
 RB - Shawn Johnson, Sr., Montana State
 FB - Bo Bolen, Sr., Weber State
 PK - Reid Taubenheim, Fr., North Dakota
 RS - Cooper Kupp, So., Eastern Washington

THIRD TEAM SPECIAL TEAMS

Nick Moyer, Sr., Cal Poly

THIRD TEAM DEFENSE

DT - Marcus Paige-Allen, So., Cal Poly
 DT - Dylan Zylstra, Sr., Eastern Washington
 DE - Austin Graves, Sr., Idaho State
 DE - Dustin Martin, Sr., Weber State
 OLB - Cole Moore, Sr., Montana State
 OLB - Dominick Sierra, Sr., No. Colorado
 ILB - Mitch Beckstead, Sr., Idaho State
 ILB - Jeremiah Kose, Jr., Montana State
 CB - Courtney Hall, Sr., Northern Colorado
 CB - LeShaun Sims, Jr., Southern Utah
 S - Taison Manu, Jr., Idaho State
 S - Rob Marshall, Sr., Montana State
 S - Robbie Kendall, Sr., Sacramento State
 P - Ryan Hawkins, Jr., Northern Arizona

2015 All-Conference

FIRST TEAM OFFENSE

WR - Cooper Kupp, Jr., Eastern Washington
 WR - Emmanuel Butler, So., Northern Arizona
 WR - Jamaal Jones, Sr., Montana
 OT - Clay DeBord, Sr., Eastern Washington
 OT - John Weidenaar, Sr., Montana State
 OG - Sean Meehan, Sr., North Dakota
 OG - Aaron Neary, Sr., Eastern Washington
 C - Joe Hawkins, Sr., Weber State
 TE - Beau Sandland, Sr., Montana State
 QB - Case Cookus, Fr., Northern Arizona
 RB - John Santiago, Fr., North Dakota
 RB - Casey Jahn, Sr., Northern Arizona
 FB - Joe Protheroe, So., Cal Poly
 PK - Ryan Hawkins, Sr., Northern Arizona
 RS - Ellis Onic II, So., Northern Colorado
 ST - Hakeem Deggs, So., Northern Colorado

FIRST TEAM DEFENSE

DT - Tyler Kuder, Sr., Idaho State
 DT - Caleb Kidder, Jr., Montana
 DE - James Cowser, Sr., Southern Utah
 DE - Tyrone Holmes, Sr., Montana
 OLB - Michael Needham, So., Southern Utah
 OLB - Herbert Gamboa, Sr., Montana
 ILB - Will Ratelle, Sr., North Dakota
 ILB - Darnell Sankey, Sr., Sacramento State
 CB - Marcus Alford, Sr., Northern Arizona
 CB - LeShaun Sims, Sr., Southern Utah
 S - Miles Killebrew, Sr., Southern Utah
 S - Patrick Onwuasor, Sr., Portland State
 P - Ryan Hawkins, Sr., Northern Arizona

SECOND TEAM OFFENSE

WR - Madison Mangum, Sr., Idaho State
 WR - Mike Sharp, Jr., Southern Utah
 WR - Kendrick Bourne, Jr., Eastern Washington
 OT - John Schaming, Sr., Montana
 OT - Kyle Smith, Jr., Portland State

OG - Brandon Anderson, Sr., North Dakota
 OG - Cameron Young, Jr., Weber State
 C - Colton Boas, Sr., North Dakota
 TE - R.J. Rickert, Sr., Northern Arizona
 QB - Dakota Prukop, Jr., Montana State
 RB - David Jones, Sr., Portland State
 RB - Xavier Finney, Sr., Idaho State
 FB - Zach Adler, Sr., North Dakota
 PK - Daniel Sullivan, Sr., Montana
 RS - Eric Wilkes, So., Weber State
 ST - Miles Killebrew, Sr., Southern Utah

SECOND TEAM DEFENSE

DT - Taylor Sheridan, Sr., Montana State
 DT - Sadat Sulleyman, Sr., Portland State
 DE - Samson Ebukam, Jr., Eastern Washington
 DE - Davond Dade, So., Portland State
 OLB - Brian Labat, Jr., North Dakota
 OLB - Tre'von Johnson, Jr., Weber State
 ILB - Kendrick Van Ackeren, Sr., Montana
 ILB - Emmett Tela, So., Weber State
 CB - Devonte Johnson, Sr., Weber State
 CB - Xavier Coleman, Jr., Weber State
 S - Eddie Horn, Sr., Northern Arizona
 S - Cole Reyes, So., North Dakota
 P - Mitch Meindel, So., North Dakota

THIRD TEAM OFFENSE

WR - Ellis Henderson, Jr., Montana
 WR - Mitch Herbert, So., Montana State
 WR - Shane Harrison, Sr. Sacramento State
 OT - Jacob Julian, Jr., Northern Arizona
 OT - Mike Davis, Sr., Portland State
 OG - JP Flynn, Jr., Montana State
 OG - Cam Keizur, Jr., Portland State
 C - Stephen Sippel, Sr., Cal Poly
 TE - Steven Wroblewski, Sr., Southern Utah
 QB - Ammon Olsen, Sr., Southern Utah
 RB - Chad Newell, Jr., Montana State
 RB - Kori Garcia, Jr., Cal Poly
 FB - Anthony Norris, Sr., Southern Utah
 PK - Jonathan Gonzales, Jr., Portland State
 RS - Ellis Henderson, Jr. Montana
 ST - Connor Strahm, So, Montana

THIRD TEAM DEFENSE

DT - Matt Sommer, Jr., Eastern Washington
 DT - Daniel Fusi, Sr., Portland State
 DE - Mikhail Dubose, Jr., Northern Colorado
 DE - Brandon Dranka, So., North Dakota
 OLB - Taylor Nelson, So., Southern Utah
 OLB - Burton De Koning, Sr., Cal Poly
 ILB - Matt Holley, Gr., Southern Utah
 ILB - Jeremiah Kose, Sr., Montana
 CB - Nate Harris, Sr., Montana
 CB - Aaron Sibley, Sr., Portland State
 S - Todd Raynes, Jr., Eastern Washington
 S - Taylor Risner, Sr., Northern Colorado
 P - Tate Lewis, Jr., Southern Utah


2016 All-Conference

FIRST TEAM OFFENSE

WR - Cooper Kupp, Sr., Eastern Washington
 WR - Shaq Hill, Sr., Eastern Washington
 WR - Emmanuel Butler, Jr., Northern Arizona
 OT - Michael Coe, Sr., North Dakota
 OT - Matt Fisher, Sr. Cal Poly
 OG - J.P. Flynn, Sr., Montana State
 OG - Cam Keizur, Sr., Portland State
 C - Joey Kuperman, Jr., Cal Poly



Southern Utah's James Cowser was First Team All-Conference in 2014.



Northern Arizona's Ryan Hawkins was First Team All-Conference in 2015.



Northern Colorado's Ellis Onic II was First Team at RS in 2015.



Weber State's Tre'von Johnson was Second Team OLB in 2015.



Sacramento State's Darnell Sankey was First Team ILB in 2015.



Weber State's Taron Johnson was a unanimous First Team cornerback in 2017.

TE- Andrew Vollert, Jr., Weber State
 QB- Gage Gubrud, So., Eastern Washington
 RB- John Santiago, So., North Dakota
 RB- Malik Brown, Sr., Southern Utah
 FB- Joe Protheroe, Jr., Cal Poly
 PK- Griffin Roehler, Fr., Northern Arizona
 RS- John Santiago, So., North Dakota
 ST- Hakeem Deggs, Jr., Northern Colorado

FIRST TEAM DEFENSE

DT- Robert Torgerson, Jr., Southern Utah
 DT- Jay-Tee Tiuli, Jr., Eastern Washington
 DE- Samson Ebukam, Sr., Eastern Washington
 DE- Siupeli Anau, Sr., Northern Arizona
 OLB- Mike Needham, Sr., Southern Utah
 OLB- Tre'von Johnson, Sr., Weber State
 ILB- Chris Santini, Sr., Cal Poly
 ILB- Miquiyah Zamora, Sr., Eastern Washington
 CB- Deion Harris, Jr., North Dakota
 CB- Xavier Coleman, Sr., Portland State
 S- Cole Reyes, Jr., North Dakota
 S- Zach Bruce, Sr., Eastern Washington
 P- Tate Lewis, Sr., Southern Utah

SECOND TEAM OFFENSE

WR- Kendrick Bourne, Sr., Eastern Washington
 WR- Mike Sharp, Sr., Southern Utah
 WR- Keelan Doss, So., UC Davis
 OT- Calvin Steyn, Sr., Weber State
 OT- David Reese, Jr., Montana
 OG- Cameron Young, Sr., Weber State
 OG- Tyler Shank, Jr., Northern Arizona
 C- Spencer Blackburn, So., Eastern Washington
 TE- Maximo Espitia, Sr., Portland State
 QB- Dano Graves, Sr., Cal Poly
 RB- Jordan Robinson, Sr., Sacramento State
 RB- Manusamoa Luuga, Sr., UC Davis
 FB- Chad Newell, Sr., Montana State
 PK- Reid Taubenheim, Jr., North Dakota
 ST- Mitch Thompson, Jr., Portland State
 RS- Cooper Kupp, Sr., Eastern Washington

SECOND TEAM DEFENSE

DT- Inoke Raikadroka, Sr., UC Davis
 DT- Augustino Elisaia, Jr., Cal Poly
 DE- Caleb Kidder, Sr., Montana
 DE- Mikhail Dubose, Sr., Northern Colorado
 OLB- Mac Bignell, Sr., Montana State
 OLB- Kyle Newsom, Sr., Northern Colorado
 ILB- Dylan Bakker, Sr., North Dakota
 ILB- Mario Jenkins, Sr., Idaho State
 CB- Taron Johnson, Jr., Weber State
 CB- Joshua Thornton, Sr., Southern Utah
 S- Bryson McCabe, Jr., Montana State
 S- Josh Burton, Sr., Weber State
 P- Jacob DeMaio, Jr., Weber State

THIRD TEAM OFFENSE

WR- KW Williams, Sr., Idaho State
 WR- Stephen Miller, Sr., Northern Colorado
 WR- Elijah Marks, Jr., Northern Arizona
 OT- Randin Crecelius, Jr., Portland State
 OT- Jackson Thiebes, Sr., Montana
 OG- Harry Whitson, So., Cal Poly
 OG- Demon Taylor, So., North Dakota
 C- Blake Porter, Jr., Northern Arizona
 TE- Josh Cook, Sr., Idaho State
 QB- Jadrian Clark, Sr., Weber State
 RB- Brady Oliveira, So., North Dakota
 RB- Kori Garcia, Sr., Cal Poly
 FB- Quinn Zamora, Sr., Northern Colorado

PK- Jonathan Gonzales, Sr., Portland State
 ST- Cory Thomson, Sr., Weber State
 RS- Cory Thomson, Sr., Weber State

THIRD TEAM DEFENSE

DT- Tank Harris, So., North Dakota
 DT- Chuntony Johnson, Sr., Northern Colorado
 DE- Noah Johnson, Sr., North Dakota
 DE- Ryan Johnson, Sr., Montana
 OLB- Josh Buss, So., Montana
 OLB- Josh Letuligasenoa, Sr., Cal Poly
 ILB- Connor Strahm, Jr., Montana
 ILB- Jake Thomas, Sr., Northern Arizona
 CB- Thomas Singleton, Sr., Northern Colorado
 CB- Nzuzi Webster, Jr., Eastern Washington
 S- Kyle Hannemann, Jr., Southern Utah
 S- B.J. Nard, Jr., Cal Poly
 P- Sean Cheney, So., Idaho State

2017 All-Conference

FIRST TEAM OFFENSE

WR- Elijah Marks, Sr., Northern Arizona
 WR- Keelan Doss, Jr., UC Davis
 WR- Mitch Gueller, So., Idaho State
 OT- Iosua Opetia, Jr., Weber State
 OT- David Reese, Sr., Montana
 OG- Skyler Phillips, Sr., Idaho State
 OG- Tyler Shank, Sr., Northern Arizona
 C- Zach Larsen, So., Southern Utah
 TE- Andrew Vollert, Sr., Weber State
 QB- Case Cookus, So., Northern Arizona
 RB- John Santiago, Jr., North Dakota
 RB- James Madison, Jr., Idaho State
 FB- Jared Mohamed, Sr., Cal Poly
 PK- Trey Tuttle, Fr., Weber State
 RS- Rashid Shaheed, Fr., Weber State

FIRST TEAM DEFENSE

DT- McKay Murphy, Sr., Weber State
 DT- Anu Pole'o, Sr., Southern Utah
 DE- Ben Sorenson, Sr., Sacramento State
 DE- George Obinna, Jr., Sacramento State
 OLB- Michael Needham, Sr., Southern Utah
 OLB- Mac Bignell, Sr., Montana State
 ILB- Mario Jenkins, Sr., Idaho State
 ILB- LeGrand Toia, Jr., Weber State
 CB- Taron Johnson, Sr., Weber State
 CB- Jarmaine Doubs, Sr., Southern Utah
 S- Wes Sutton, Jr., Northern Arizona
 S- Mister Harriel, Jr., Sacramento State
 P- Jordan Dascalo, Sr., Eastern Washington
 ST- Brady May, Jr., Weber State

SECOND TEAM OFFENSE

WR- Nic Sblendorio, Sr., Eastern Washington
 WR- Alex Wesley, Jr., Northern Colorado
 WR- Andre Lindsey, Jr., Sacramento State
 OT- Dylan Mahoney, Sr., Montana State
 OT- Marquez Tucker, Jr., Southern Utah
 OG- Pailake Aiono, Sr., Sacramento State
 OG- Tyshon Mosley, Sr., Portland State
 C- Spencer Blackburn, Jr., Eastern Washington
 TE- Charlie Taumoepeau, So., Portland State
 QB- Gage Gubrud, Jr., Eastern Washington
 RB- Antoine Custer, So., Eastern Washington
 RB- James Felila, So., Southern Utah
 FB- Brady May, Jr., Weber State
 PK- Devon Medeiros, Jr., Sacramento State
 RS- Dre'Sonte Dorton, So., Eastern Washington

SECOND TEAM DEFENSE

DT- Augustino Elisaia, Sr., Cal Poly
 DT- Robert Torgerson, Sr., Southern Utah
 DE- Albert Havili, Sr., Eastern Washington
 DE- Tucker Schye, Sr., Montana
 DE- Jonah Williams, So., Weber State
 OLB- Josh Buss, Jr., Montana
 OLB- Landon Stice, Jr., Weber State
 ILB- James Banks, Sr., Montana
 ILB- Chinedu Ahanonu, Jr., Southern Utah
 CB- Xequille Harry, Sr., Weber State
 CB- Khalil Dorsey, So., Northern Arizona
 S- Kam'ron Johnson, Jr., Northern Arizona
 S- Jordan Preator, Jr., Weber State
 P- Jered Padmos, So., Montana State
 ST- Dante Olson, So., Montana

THIRD TEAM OFFENSE

WR- Nsimba Webster, Jr., Eastern Washington
 WR- Michael Dean, So., Idaho State
 WR- Darnell Adams, Sr., Portland State
 OT- Jon Blade, Sr., Sacramento State
 OT- Chase Collins, Sr., Idaho State
 OG- Baron Bruce, Jr., Weber State
 OG- PJ Nu'usa, So., Southern Utah
 C- Blake Porter, Sr., Northern Arizona
 TE- Wes Preece, So., UC Davis
 QB- Jake Maier, So., UC Davis
 RB- Cory Young, Jr., Northern Arizona
 RB- Treshawn Garrett, Jr., Weber State
 FB- Sefesi Vaa'ivaka, Sr., Southern Utah
 PK- Brandon Purdy, So., Montana
 RS- Xequille Harry, Sr., Weber State

THIRD TEAM DEFENSE

DT- Tank Harris, Jr., North Dakota
 DT- James Walton, Sr., Northern Arizona
 DE- Kiefer Morris, Jr., Northern Colorado
 DE- Taylor Pili, Sr., Southern Utah
 OLB- Tanner Palmborg, Jr., North Dakota
 OLB- Marcus Bruce, Jr., Sacramento State
 ILB- Taylor Nelson, Sr., Southern Utah
 ILB- Manoah Pearson, Jr., Sacramento State
 ILB- Connor Strahm, Sr., Montana
 CB- Dre Terrell, Jr., Sacramento State
 CB- Ryan McKinley, Sr., Montana
 S- Mitch Fettig, Jr., Eastern Washington
 S- Bryson McCabe, Sr., Montana State
 P- Jake DeMaio, Sr., Weber State
 ST- Anfernee Gurley, Fr., Eastern Washington

2018 All-Conference

FIRST TEAM OFFENSE

WR- Keelan Doss, Sr., UC Davis
 WR- Mitch Gueller, Jr., Idaho State
 WR- Nsimba Webster, Sr., Eastern Washington
 OT- Iosua Opetia, Sr., Weber State
 OT- Brian Fineanganofa, Sr., Idaho State
 OG- Noah Johnson, Jr., Idaho
 OG- Ty Whitworth, So., Weber State
 C- Zach Larsen, Jr., Southern Utah
 TE- Charlie Taumoepeau, Jr., Portland State
 QB- Jake Maier, Jr., UC Davis
 QB- Troy Andersen, Jr., Montana State
 RB- Elijah Dotson, So., Sacramento State
 RB- Josh Davis, Fr., Weber State
 FB- Joe Protheroe, Sr., Cal Poly
 PK- Roldan Alcobendas, Sr., Eastern Washington
 RS- Rashid Shaheed, So., Weber State

FIRST TEAM DEFENSE

DT- Jay-Tee Tiuli, Sr., Eastern Washington
 DT- Filipe Satake, Sr., Weber State
 DE- Jonah Williams, Jr., Weber State
 DE- Adam Rodriguez, Jr., Weber State
 OLB- Kaden Elliss, Sr., Idaho
 OLB- Landon Stice, Sr., Weber State
 ILB- LeGrand Toia, Sr., Weber State
 ILB- Dante Olson, Jr., Weber State
 CB- Keilan Benjamin, Sr., Weber State
 CB- Khalil Dorsey, Jr., Weber State
 S- Jordan Preator, Sr., Weber State
 S- Jawian Harrison, Sr., Weber State
 P- Cade Coffey, So., Idaho
 ST- Brady May, Sr., Weber State

SECOND TEAM OFFENSE

WR- Alex Wesley, Sr., Northern Colorado
 WR- Samuel Akem, So., Montana
 WR- Emmanuel Butler, Sr., Northern Arizona
 WR- Michael Dean, Jr., Idaho State
 OT- Chris Schlichting, Jr., Eastern Washington
 OT- Mitch Brott, Jr., Montana State
 OG- Kaleb Levao, Sr., Eastern Washington
 OG- Tyler Whisenhunt, Jr., Cal Poly
 C- Spencer Blackburn, Jr., Eastern Washington
 TE- Wes Preece, Jr., UC Davis
 QB- Tanner Gueller, Sr., Idaho State
 RB- James Madison, Sr., Idaho State
 RB- Sam McPherson, Sr., Eastern Washington
 FB- Brady May, Sr., Weber State
 PK- Trey Tuttle, So., Weber State
 RS- Jerry Louie-McGee, Jr., Montana

SECOND TEAM DEFENSE

DT- Tucker Yates, Sr., Montana State
 DT- DJ Henderson, Sr., Idaho
 DE- Tyron Fa'anono, Sr., Montana State
 DE- Mitchell Johnson, Fr., Eastern Washington
 OLB- Mason Moe, Sr., UC Davis
 OLB- Bryce Sterk, Jr., Montana State
 ILB- Josh Buss, Sr., Montana
 ILB- Ketner Kupp, Sr., Eastern Washington
 CB- Josh Lewis, Sr., Eastern Washington
 CB- Vince White, Sr., UC Davis
 S- Kam'ron Johnson, Sr., Northern Arizona
 S- Wes Sutton, Sr., Northern Arizona
 P- Doug Lloyd, Jr., Weber State
 ST- Jace Lewis, So., Montana

THIRD TEAM OFFENSE

WR- Jared Harrell, So., UC Davis
 WR- David Ungerer, Sr., Idaho
 WR- J.J. Koski, Jr., Cal Poly
 OT- Marquez Tucker, Sr., Southern Utah
 OT- Josh Brown, Sr., Portland State
 OT- Beau Byus, Sr., Eastern Washington
 OG- Jack Hunter, Sr., Eastern Washington
 OG- Korbin Sorenson, So., Portland State
 C- Harry Whitson, Sr., Cal Poly
 TE- Theron Verna, Sr., Northern Colorado
 QB- Eric Barriere, So., Eastern Washington
 RB- Ulonzo Gilliam, Fr., UC Davis
 RB- Isaiah Saunders, Sr., Idaho
 FB- Henderson Belk, Sr., Eastern Washington
 PK- Alex Vega, Sr., Cal Poly
 PK- Cody Williams, Fr., Portland State
 RS- Judd Cockett, So., Southern Utah

THIRD TEAM DEFENSE

DT- Kenton Bartlett, Jr., Portland State
 DT- Jalen Goss, Jr., Northern Arizona
 DE- Jesse Sims, Jr., Montana
 DE- Keifer Morris, Sr., Northern Colorado
 OLB- Paea Moala, Sr., Idaho State
 OLB- Auston Tesch, Jr., Weber State
 ILB- Christian Elliss, So., Idaho
 ILB- Kody Graves, Jr., Idaho State
 ILB- Chinedu Ahanonu, Sr., Southern Utah
 CB- Parker Preator, Sr., Weber State
 CB- Maurice Davison, Sr., Northern Arizona
 S- Mitch Fettig, Sr., Eastern Washington
 S- Isaiah Olave, Sr., UC Davis
 P- DJ Arnsen, Sr., Northern Arizona
 ST- Curtis Billen, Sr., Eastern Washington
 ST- Andy Whittier, Sr., Idaho State

FOUR-TIME ALL-BIG SKY (4)

Charvez Foger, RB, Nevada, 1985-88
 Scott Shields, Weber State, 1995-97-PK, 96-P, 98-SS
 Trevyn Smith, RB, Weber State, 2006-09
 Cooper Kupp, WR, Eastern Washington, 2013-16

THREE-TIME ALL-BIG SKY (48)

Jared Allen, DE, Idaho State, 2001-03
 Fred Amey, WR, Sacramento State, 2002-04
 Colt Anderson, S, Montana, 2006-08
 Greg Anderson, DB, Montana, 1974-76
 Zach Bauman, RB, Northern Arizona, 2011-13
 Kip Bedard, WR, Boise State, 1979-81
 Lamont Brightful, Ret., Eastern Wash., 1999-01
 Case de Bruijn, P-PK, Idaho State, 1978, 80-81
 Brennan Carvalho, OG, C, Portland St., 2005-07
 Roger Cooper, LB, Montana State 2002-04
 Jason Crebo, LB, Montana, 1995-97
 Dave Dickenson, QB, Montana, 1993-95
 Dan Downs, LB, Montana, 1992-94
 Charles Dunn, RB, Portland State, 1998-00
 Bernard Ellison, DB, Nevada, 1987-88, 90
 Todd Ericson, DB, Montana, 1991- 93
 Dan Finn, OT, Northern Arizona, 1995-97
 Harold Fox, OG, Eastern Washington, 1992-94
 John Friesz, QB, Idaho, 1987-89
 Brady Fosmark, Weber State, DE, 2003-05
 Erik Helgeson, DE, Boise State, 1988-90
 Tom Hofmann, WR, Idaho State, 1971, 73-74
 Merrill Hoge, RB, Idaho State, 1984-86
 Mike Holton, WR, Boise State, 1974-76
 Don Hutt, WR, Boise State, 1971-73
 Carl Keever, LB, Boise State, 1982-84
 Marcus Koch, DT, Boise State, 1983-85
 Bill Kollar, DT, Montana State, 1971-73
 T.J. Lee III, DE, Eastern Washington, 2011-13
 Ron Linehan, LB, Idaho, 1967, 70-71
 Pete Mandley, WR, Northern Arizona, 1980, 82-83
 Sherridan May, RB, Idaho, 1992-94
 Cedric Minter, RB, Boise State, 1978-80
 Mike Needham, OLB, Southern Utah, 2015-17
 Joe Protheroe, FB, Cal Poly, 2015-16, 18
 Mike Rankin, LB, Montana, 1987-89
 Charles Roberts, RB, Sacramento State, 1998-00
 Jeff Robinson, DE, Idaho, 1990-92
 John Santiago, RB, North Dakota, 2015-17
 Harold Smith, DB, Northern Arizona, 1976-78
 Chris Snyder, PK, Montana, 2001-03
 A.J. Storms, ILB, Idaho State, 2009-11
 Thatcher Szalay, OG, Montana, 1999-01
 Chris Thomas, RB, Boise State, 1989-91
 Zack Wagenmann, DE, Montana, 2012-14
 Rick Woods, DB, Boise State, 1979-81
 Marty Zendejas, K, Nevada, 1984-85, 87
 Tony Zendejas, PK, Nevada, 1981-83



Eastern Washington's Cooper Kupp became the fourth player in league history to earn First Team All-Conference honors.



Nevada running back Charvez Foger was the first four-time First Team All-Conference honoree in league history (1985-88).



Weber State's Scott Shields was named All-Conference four straight years, earning honors at three positions.

TWO-TIME ALL BIG SKY**Before Platoon (4)**

Gary Carle, G/LB, Montana State, 1964-65
Tom Marinan, T/OT, Montana State, 1964-65
Dave Miller, FB, Montana State, 1963-64
Dan Sundling, HB, Montana State, 1963-64

TWO-TIME ALL-BIG SKY (232)

Vernon Adams, QB, EWU, 2013-14
Mike Agee, OG, Montana, 1995-96
Matt Alfred, OG, E. Wash., 2005, 2007
Joe Alliotti, QB, Boise State, 1979-80
Ray Allred, DT, Idaho State, 1976-77
Archie Amerson, RB, Northern Arizona, 1995-96
Steve Anderson, LB, Idaho State 1982, 1984
Dick Arndt, DT-MG, Idaho, 1965-66
Josh Barnett, RB, Idaho State, 2006-07
Anders Battle, CB, Northern Arizona, 212-13
Terry Belson, P-PK, Northern Arizona, 1992-93
Bob Banaugh, DB, Montana State, 1970-71
Shawn Beaton, OG, Boise State, 1979-80
Ed Bell, RB-SE, Idaho State, 1968-69
Kroy Biermann, DE, Montana, 2006-07
Arnie Blancas, RB, Montana, 1969-70
Morris Bledsoe, QB, Weber State, 1977-78
Jeff Bolton, OG/C, Montana State 2004-05
Pat Bolton, K, Montana State, 1974-75
Isaac Bond, DE, Northern Arizona, 2010-11
Jon Borchardt, OT, Montana State, 1977-78
Michel Bourgeau, DT, Boise State, 1981, 83
Dennis Brady, OT, Boise State, 1980-81
Jaumal Bradley, FB, CS, 1998-99
Mike Brannon, LB, Sacramento State, 2007-08
Bob Brown, OT, Nevada, 1985-86
Tony Brooks, WR, E. Washington, 1992-93
Orshwante Bryant, WR, Portland St., 1998, 00
Jim Buzzard, OT, Eastern Washington, 1996-97
Bryan Calder, WR, Nevada, 1984, 86
Carter Campbell, MG-DT, Weber St., 1968-69
Everett Carr, OT-OG, Boise State, 1975-76
DeAndre Carter, WR, Sac State, 2013-14
J.C. Chadband, FB, Idaho, 1974-75
Terry Charles, WR, Portland State, 1999, 2001
Ryan Chesla, TE, Northern Colorado, 2007-08
Rod Childs, TE, Idaho State, 1980-81
Matt Clifton, LB, Nevada, 1990-91
Larry Clarkson, OT, Montana, 1986-87
Case Cookus, QB, Northern Arizona, 2016-17
Calvin Coleman, CB, Montana, 2000-01
Shawn Collins, TE, Northern Arizona, 1987-88
Matt Courtney, CB, Idaho State, 1981, 83
Bruce Covernton, OT, Weber State, 1990-91
Joey Cwik, LB, Eastern Washington, 2004-05
Jay Daly, OG, Montana State, 1978-79
Butch Damberger, TE, Montana State, 1978-79
Hakeem Deggs, ST, Northern Colorado, 2015-16
Tom DeWitz, OG, Boise State, 1986-87
Dominic Dixon, CB, Portland State 2005-06
Steve Dodds, DS-DB, Montana State, 1973-74
Keelan Doss, WR, UC Davis, 2017-18
Ken Dotson, DB, Idaho, 1967-68
Lucky Dozier, S, Northern Arizona, 2012-13
George Duarte, DB, Northern Arizona, 1985-86
Dennis Duncanson, DB, Weber State, 1977-78

Steve Duncanson, TE, Idaho, 1974-75
Greg Dunn, DB, Montana, 1978-79
Kasey Dunn, WR, Idaho, 1990-91
Jerry Dunne, QB, Idaho State, 1969-70
Dennis Erickson, QB, Montana State, 1967-68
Bryant Eteuati, Ret., Weber State, 2006-07
Jody Farmer, RB-P, Montana, 1988-89
Mark Fellows, LB, Montana State, 1983-84
J.P. Flynn, OG, Montana State, 2014, 2016
Jon Francis, RB, Boise State, 1984-85
Larry Friedrichs, OG, No. Arizona, 1976-77
Peter Garces, PK, Idaho State, 1998-99
Rick Gatewood, WR, Montana State, 2004-05
Rashid Gayle, CB, Boise State, 1994-95
James Gee, DT, Northern Arizona, 1983-84
Melvin Gentry, OG, Nevada, 1981-82
KJ Gerard, CB, Northern Arizona 2007-08
Carl Golden, FB, Northern Arizona, 1976-77
Mitch Gueller, WR, Idaho State, 2017-18
David Hale, OL, Weber State, 2006-07
Greg Hale, OL, Idaho, 1987-88
Ronnie Hamlin, LB, EWU, 2012, 2014
Sylvester Hardy, CB-DB, Montana, 1973-74
Greg Hardin, WR, North Dakota, 2012-13
Jesse Hardt, TE, Eastern Washington, 1994-95
Greg Hardy, TE, Montana, 2011-12
David Harrington, P, Idaho State, 2010-11
Leroy Harris, LB-DB, Idaho State, 1967-68
Don Hass, RB, Montana State, 1966-67
Tim Hauck, DB, Montana, 1988-89
Frank Hawkins, RB, Nevada, 1979-80
Josh Hays, DE, Idaho State, 1995-96
Jerry Hendren, OE, Idaho, 1968-69
Tom Hennessey, LB, Idaho, 1985-86
Wayne Hill, LB, Idaho State, 1968-69
Sean Hill, DB, Montana State, 1992-93
Lex Hilliard, RB, Montana, 2004-05
Ken Hobart, QB, Idaho, 1982-83
Neil Hulbert, DT, Nevada, 1989-90
Pat Hunter, DB, Nevada, 1983, 85
Vince Huntsberger, SS, Montana, 1999, 2001
Kane Ioane, SS, Montana State, 2002-03
Earnie James, CB, Idaho State, 2002, 2004
Eddie Johnson, P, Idaho State, 2001-02
Matt Johnson, S, Eastern Washington, 2010-11
Trumaine Johnson, CB, Montana, 2009-10
Taiwan Jones, RB, Eastern Washington, 2009-10
Tim Jones, QB, Weber State, 1965-66
Tom Jurich, K, Northern Arizona, 1976-77
Brandon Kaufman, WR, E. Washington, 2011-12
Jackie Kellogg, DB, E. Washington, 1992-93
Chris Kelly, TE, Sacramento State, 1998-99
David Kempfert, OC, Montana, 1995-96
Derek Kennard, OG, Nevada, 1982-83
Allen Kennett, FB, Portland State, 2004-05
Eric Kimble, WR, Eastern Washington 2004-05
Joey King, LB, Portland State 2003, 2005
Danny Kistler, Jr., OL, Montana, 2012-13
Steve Kracher, RB, Montana State, 1974-75
Kenny Kuehl, LB, Boise State, 1988-89
Pete Kwiatkowski, DE, Boise State, 1986-87
Zach Larsen, C, Southern Utah, 2017-18
Chad Lembke, LB, Montana, 1991-92
Kevin Linehan, DE, Weber State, 2008-09

Telly Lockette, LB, Idaho State, 1996-97
Kyle Loomis, P, Portland State, 2013-14
Jerry Lumpkin, LB, Northern Arizona, 1977-78
Rhian Madrid, P, Northern Arizona, 2005-06
Marcus Mailei, FB, Weber State, 2008-08
Chris Malmgren, DL, Boise State, 1976-77
Jim Mann, OG, Weber State, 1965-66
Marc Mariani, WR, Montana 2008-09
Brock Marion, DB, Nevada, 1990-91
Rand Marquess, LB, Idaho, 1971-72
Jamie Martin, QB, Weber State, 1990-91
Sam Martin, DT, Montana, 1978-79
Mark Massey, DB, Weber State, 1979-80
Tony Mackinnon, DE/OL, Weber State, 1965-66
Brady May, ST, Weber State, 2017-18
Cory McCaffrey, RB, Portland State, 2010-2011
Bobby McClintock, FB, Portland St., 2006, 2009
Ray McDonald, RB, Idaho, 1965-66
Blaine McElmurry, DB, Montana, 1995-96
Matt McFadden, LB, Weber State, 2001, 2003
Dylan McFarland, OT, Montana, 2002-03
DeNarius McGhee, QB, Montana State, 2011-12
Jim McMillan, QB, Boise State, 1973-74
Erik Meyer, QB, Eastern Washington, 2004-05
Larry Miller, MG-DT, Montana, 1969-70
Zach Minter, DT, Montana State, 2011-12
Mac Mollohan, LB, Montana State, 2003-04
Jon Montoya, DE, Montana State, 2001-02
Clarence Moore, WR, No. Arizona, 2002-03
Josh Morris, CB, Weber State, 2008-09
Cyrus Multitalo, LB, Sacramento State, 2007-08
Mike Murphy, DE, Montana, 2004, 2006
Jason Murrietta, QB, No. Arizona, 2003, 2006
Kyle Mutcher, C, Weber St., 2008-09
Zack Nash, DE, Sacramento State, 2010-11
Aaron Neary, OG, Eastern Washington, 2014-15
Matt Nichols, QB, E. Wash., 2007, 2009
Ty O'Connor, DT, Montana State, 1997-98
Dan Ogden, DT, Montana State, 2009-10
Charlie Oliver, DB, Idaho, 1989-90
Steve Okoniewski, OT, Montana, 1970-71
Keith O'Neil, LB, Northern Arizona, 2001-02
Iosua Opeti, OT, Weber State, 2017-18
J.C. Oram, OG, Weber State, 2010-11
Jon Osterhout, OG, Sacramento State, 1998-99
Jody Owens, LB, Montana State, 2011-12
Greg Peach, DE, Eastern Washington, 2007-08
Mickey Penafior, K, Northern Arizona, 1988-89
Maurice Perigo, DB, E. Washington, 1996-97
Mike Person, OT, Montana State, 2009-10
Joe Peterson, DB, Nevada, 1985-86
Ryan Phillips, DL, Idaho, 1994-95
Trent Pollard, OT, Eastern Washington, 1992-93
Ron Porter, LB, Idaho, 1965-66
Cameron Quayle, TE, Weber State, 1996-97
John Rade, LB, Boise State, 1981-82
Matt Raivio, C, Northern Arizona, 2002-03
Greg Rea, OG, Nevada, 1984-85
Otto Ribary, LB, Weber State, 1978-79
Mike Rice, WR, Montana, 1985-86
Danny Rich, LB, Weber State, 1980-81
Fred Riley, RB-HB, Idaho, 1970-71
Frank Robinson, DB, Boise State, 1990-91
Henry Rolling, LB, Nevada, 1985-86

Ron Rosenberg, LB, Montana, 1972, 74
Gary Rosolowich, DB, Boise State, 1975-76
Kevin Sargent, OT, E. Washington, 1990-91
Bryce Scanlon, DT, Weber State, 2007-08
J.C. Sherritt, LB, Eastern Washington, 2009-10
Jim Schmedding, OT-OG, Weber St., 1966-67
Rick Schribner, OT, Idaho State, 1975-76
Jody Schung, OT, Idaho, 1992-93
Doug Scott, DT, Boise State, 1978-79
Kirk Scrafford, OG-OT, Montana, 1988-89
Rey Sebestyen, DT-DE, Montana State, 2003-04
Rashid Shaheed, RS, Weber State, 2017-18
Bobby Singh, OG, Portland State, 1997-98
Karl Stein, DS, Montana, 1969-70
Craig Steinmetzer, DL, E. Washington, 1993-94
Tom Stephens, DE, Idaho, 1965-66
Rayna Stewart, CB, Northern Arizona, 1994-95
Derek Strey, LB, Eastern Washington, 1996-97
Brent Swaggert, OT, Montana State, 2002-03
Thatcher Szalay, OG, Montana, 1999-00
Treamelle Taylor, WR-RET, Nevada, 1989-90
Joey Thomas, CB, Montana State, 2001, 2003
Steve Thorns, P, Sacramento State, 1997-98
Pago Togafau, LB, Idaho State, 2005-06
Tim Toone, WR, Weber State, 2008-09
Rocky Tope, DT, Montana State, 1968, 70
Tom Toner, DE, Idaho State, 1971-72
Randy Trautman, DT, Boise State, 1980-81
Jordan Tripp, LB, Montana, 2012-13
Jay-Tee Tiuli, DT, Eastern Washington, 2016, 18
LeGrand Toia, LB, Weber State, 2017-18
Steve Ulrich, OG-OC, Idaho, 1966-67
Steve Unger, OC, Idaho, 1988-89
Tuufulu Uperasa, OT, Montana, 1968-69
Rick VanCleeve, DT, Montana State, 1977-78
Mark Villano, C, Boise State, 1977-78
Andrew Vollert, TE, Weber State, 2016-17
Alan Ward, OT, Montana State, 1973-74
Jeremy Watkins, WR, Montana, 1998-99
Nick Webb, OLB, Weber State, 2010-11
Rodney Webster, RB, Boise State, 1981, 83
Mark Weivoda, DT, Idaho State, 2002-03
Herb White, OG-DE, Montana, 1967-68
Lee White, RB, Weber State, 1966-67
Corey Widmer, DT, Montana State, 1990-91
Renard Williams, DT, E. Washington 2009-10
Eric Yarber, WR, Idaho, 1984-85

OFFENSIVE MVP



2018	Jake Maier, QB, UC Davis
2017	Keelan Doss, WR, UC Davis
2016	Gage Gubrud, QB; Cooper Kupp, WR, EWU
2015	Cooper Kupp, Jr., WR, E. Washington
2014	Vernon Adams Jr., QB, E. Washington
2013	Vernon Adams Jr., QB, E. Washington
2012	DeNarius McGhee, QB, Montana St.
2011	Bo Levi Mitchell, QB, E. Washington
2010	Taiwan Jones, RB, Eastern Washington
	DeNarius McGhee, QB, Montana State
2009	Matt Nichols, QB, Eastern Washington
2008	Cameron Higgins, QB, Weber State
2007	Matt Nichols, QB, Eastern Washington
2006	Jason Murrietta, QB, Northern Arizona
2005	Erik Meyer, QB, Eastern Washington
2004	Erik Meyer, QB, Eastern Washington
2003	Jason Murrietta, QB, Northern Arizona
2002	Josh Blankenship, QB, E. Washington
	John Edwards, QB, Montana
2001	Jesse Chatman, RB, Eastern Washington
2000	Charles Roberts, RB, Sacramento State
	Charles Dunn, RB, Portland State
1999	Charles Roberts, RB, Sacramento State
1998	Brian Ah Yat, QB, Montana
1997	Harry Leons, QB, Eastern Washington
1996	Archie Amerson, RB, Northern Arizona
	Brian Ah Yat, QB, Montana
1995	Dave Dickenson, QB, Montana
1994	Dave Dickenson, QB, Montana
1993	Dave Dickenson, QB, Montana
1992	Doug Nussmeier, QB, Idaho
1991	Jamie Martin, QB, Weber State
1990	Jamie Martin, QB, Weber State
	Devon Pearce, RB, Idaho
1989	John Friesz, QB, Idaho
1988	John Friesz, QB, Idaho
1987	John Friesz, QB, Idaho
1986	Eric Beavers, QB, Nevada
1985	Eric Yarber, WR, Idaho
1984	Kelly Bradley, QB, Montana State
1983	Ken Hobart, QB, Idaho
1982	Ken Hobart, QB, Idaho
1981	Mike Machurek, QB, Idaho State
1980	Frank Hawkins, RB, Nevada
1979	Joe Aliotti, QB, Boise State
1978	Allan Clark, RB, Northern Arizona
1977	Tom Jurich, PK, Northern Arizona
1976	John Yarno, C, Idaho
1975	John Smith, RB, Boise State
1974	Jim McMillan, QB, Boise State

DEFENSIVE MVP



2018	Jay-Tee Tiuli, DL, Eastern Washington
2017	Taron Johnson, CB, Weber State
2016	Cole Reyes, S, North Dakota
2015	James Cowser, DE, Southern Utah
2014	Zack Wagenmann, DE, Montana
2013	Brad Daly, DE, Montana State
	Sullivan Grosz, DT, Cal Poly
2012	Jody Owens, LB, Montana State
2011	Caleb McSurdy, LB, Montana
2010	J.C. Sherritt, LB, Eastern Washington
2009	Dane Fletcher, DE, Montana State
2008	Greg Peach, DE, Eastern Washington
2007	Kroy Biermann, DE, Montana
2006	Adam Hayward, LB, Portland State
2005	Joey Cwik, LB, Eastern Washington
	Jeff Charleston, DE, Idaho State
	Matt Logue, LB, Sacramento State
2004	Roger Cooper, LB, Montana State
	Brady Fosmark, DE, Weber State
2003	Kane Ioane, SS, Montana State
2002	Trey Young, FS, Montana
2001	Vince Huntsberger, SS, Montana
2000	Andy Petek, DE, Montana
1999	Vince Huntsberger, SS, Montana
1998	Scott Shields, SS, Weber State
1997	Chris Scott, DT, Eastern Washington
1996	Jason Crebo, LB, Montana
1995	Ryan Phillips, DE, Idaho
1994	Joe O'Brien, DE, Boise State
1993	Jason Marsh, LB, E. Washington
1992	Jeff Robinson, DE, Idaho
1991	Jeff Robinson, DE, Idaho
1990	Corey Widmer, DT, Montana State
1989	Tim Hauck, DB, Montana
1988	Tim Hauck, DB, Montana
1987	Pete Kwiatkowski, DE, Boise State
1986	Henry Rolling, DE, Nevada
1985	Tom Hennessey, LB, Idaho
1984	Mark Fellows, LB, Montana State
1983	Tony Shaw, DB, Nevada
1982	John Rade, LB, Boise State
1981	Randy Trautman, DT, Boise State
1980	Mike Humiston, LB, Weber State
1979	Doug Scott, DT, Boise State
1978	Bob Macauley, LB, Boise State
	Jerry Lumpkin, LB, N. Arizona
1977	Chris Malmgren, DT, Boise State
1976	Greg Anderson, DB, Montana
1975	Rick Noel, LB, Idaho State
1974	Ron Rosenberg, LB, Montana

COACH OF THE YEAR

- 2018 Dan Hawkins, UC Davis
- Aaron Best, Eastern Washington
- 2017 Demario Warren, Southern Utah
- Jody Sears, Sacramento State
- 2016 Bubba Schweigert, North Dakota
- 2015 Bruce Barnum, Portland State
- 2014 Mike Kramer, Idaho State
- 2013 Beau Baldwin, Eastern Washington
- 2012 Beau Baldwin, Eastern Washington
- Tim Walsh, Cal Poly
- 2011 Vacated
- 2010 Rob Ash, Montana State
- 2009 Bobby Hauck, Montana
- 2008 Ron McBride, Weber State
- 2007 Bobby Hauck, Montana
- 2006 Bobby Hauck, Montana
- 2005 Paul Wulff, Eastern Washington
- Mike Kramer, Montana State
- 2004 Paul Wulff, Eastern Washington
- 2003 Jerry Graybeal, Weber State
- 2002 Joe Glenn, Montana
- Mike Kramer, Montana State
- 2001 Joe Glenn, Montana
- Paul Wulff, Eastern Washington
- 2000 Joe Glenn, Montana
- 1999 Jerome Souers, N. Arizona
- 1998 Ron Ponciano, CS Northridge
- 1997 Mike Kramer, E. Washington
- 1996 Mick Dennehy, Montana
- 1995 Don Read, Montana
- 1994 Pokey Allen, Boise State
- 1993 Don Read, Montana
- 1992 Dick Zornes, E. Washington
- 1991 Chris Ault, Nevada
- 1990 Chris Ault, Nevada
- 1989 Don Read, Montana
- 1988 Keith Gilbertson, Idaho
- 1987 Mike Price, Weber State
- 1986 Chris Ault, Nevada
- 1985 Dennis Erickson, Idaho
- 1984 Dave Arnold, Montana State
- 1983 Chris Ault, Nevada
- 1982 Dennis Erickson, Idaho
- 1981 Dave Kragthorpe, Idaho State
- 1980 Jim Criner, Boise State
- 1979 Sonny Lubick, Montana State
- 1978 Joe Salem, Northern Arizona
- 1977 Joe Salem, Northern Arizona
- 1976 Sonny Holland, Montana State
- 1975 Tony Knap, Boise State
- 1974 Tony Knap, Boise State
- 1973 Tony Knap, Boise State
- 1972 Sonny Holland, Montana State
- 1971 Tony Knap, Boise State
- 1970 Jack Swarthout, Montana
- 1969 Jack Swarthout, Montana
- 1968 Tom Parac, Montana State
- 1967 Jim Sweeney, Montana State
- 1966 Jim Sweeney, Montana State
- 1965 Sark Arslanian, Weber State
- 1964 Jim Sweeney, Montana State
- 1963 Babe Caccia, Idaho State



UC Davis' Dan Hawkins, 2018 Big Sky Coach of the Year and Eddie Robinson Award Winner



Eastern Washington's Beau Baldwin, two-time Big Sky Coach of the Year



Montana's Dalton Sneed, 2018 Big Sky Newcomer of the Year



Weber State's Josh Davis, 2018 Big Sky Freshman of the Year and Jerry Rice Award Winner

TOP NEWCOMER

- 2018 Dalton Sneed, QB, Montana
- 2017 Jake Maier, QB, UC Davis
- 2016 Andrew Vollert, TE, Weber State
- 2015 Alex Kuresa, QB, Portland State
- 2014 Ammon Olsen, QB, Southern Utah
- 2013 Gabe Manzanares, RB, UC Davis
- 2012 Zak Browning, LB, Southern Utah
- 2011 Tray Robinson, RB, Montana State
- 2010 DeNarius McGhee, QB, MSU
- 2009 Zach Schrader, DB, Sac. State
- 2008 Deonte Williams, RB, NAU
- 2007 Cameron Higgins, QB, WSU
- 2006 Alex Henderson, RB, NAU
- 2005 Jeff Charleston, DE, Idaho State
- 2004 Ryan Mole, RB, Sacramento State
- Rocky Hanni, OG, E. Washington
- Rick Gatewood, WR, MSU
- 2003 Justin Green, RB, Montana
- 2002 Josh Blankenship, QB, EWU
- Travis Lulay, QB, Montana State
- 2001 Ryan Fuqua, RB, Portland State
- 2000 Kane Ioane, S, Montana State
- 1999 Drew Miller, QB, Montana
- 1998 Marcus Brady, QB, CS Northridge
- 1997 Charles Dunn, RB, Portland State
- 1996 Aaron Flowers, QB, CS Northridge
- 1995 Archie Amerson, RB, N. Arizona
- 1994 K.C. Adams, RB, Boise State
- 1993 Alfredo Anderson, RB, Idaho State
- 1992 Beau Smith, LB, Northern Arizona
- 1991 Bryan Reeves, WR, Nevada
- 1990 Hendricks Johnson, WR, NAU
- 1989 Fred Gatlin, QB, Nevada
- 1988 Lavon Worley, RB, N. Arizona
- 1987 Fine Unga, RB, Weber State
- 1986 Greg Wyatt, QB, Northern Arizona
- 1985 Charvez Foger, RB, Nevada
- 1984 Jon Francis, RB, Boise State
- 1983 Mike Mendoza, QB, N. Arizona
- 1982 Carl Keever, LB, Boise State
- 1981 Gerald DesPres, QB, Boise State
- Milt Myers, QB, Weber State
- 1980 Mike Machurek, QB, Idaho State
- 1979 Joe Aliotti, QB, Boise State
- 1978 Terry Idler, RB, Idaho
- Case deBruijn, PK/P, Idaho State

TOP FRESHMAN

- 2018 Josh Davis, RB, PR, Weber State
- 2017 Troy Andersen, RB/LB, Montana State
- 2016 Chris Murray, QB, Montana State
- 2015 Case Cookus, QB, N. Arizona
- 2014 Mario Jenkins, LB, Idaho State
- 2013 Cooper Kupp, WR, E. Washington

1978 All-Academic Team

BOISE STATE: Bob Markovich, Sam Miller, Bill Roberds.
 IDAHO: Jay Goodenbour, Bob Laing, Phil Vance.
 IDAHO STATE: Jeff Fillmore, Neal Richardson.
 MONTANA: Ed Cerkovnik, Kent Clausen, Bill Dolan, Greg Dunn, Steve Fisher.
 MONTANA STATE: Jon Borchardt, Jeff Conley, Jeff Davis, Kevin Donovan, Rick Kelsic, Mike McLeod, Jim Mickelson.
 NORTHERN ARIZONA: Allan Clark, Ed Hightower, Ted Kawulok.
 WEBER STATE: Doug Battershill, Dennis Duncanson, Bob Leigh.

1979 ALL-ACADEMIC TEAM

BOISE STATE: Dennis Brady, Curt Chandler.
 IDAHO: Jay Goodenbour.
 IDAHO STATE: Marvin Lewis.
 MONTANA: Raul Allegre, Ed Cerkovnik, Kent Clausen, Bill Dolan, Greg Dunn, Mark Eickelmann, Bill Lane.
 MONTANA STATE: Mike Doerfler, Kevin Donovan, Mike McLeod, Scott Sax, Dave Semmelbeck.
 NEVADA: Tom Crowell.
 NORTHERN ARIZONA: Jim Anders, Ken Fraser, Gregg Gerken, Ron Mitchell, Don Mower.
 WEBER STATE: Dennis McMaster.

1980 ALL-ACADEMIC TEAM

BOISE STATE: Kipp Bedard, Mike Bradeson, Dennis Brady, Larry Lewis.
 IDAHO: Tom Coombs, Dave Frohnen.
 IDAHO STATE: Ken Bacon, Dirk Koetter, Marvin Lewis, George Ripley.
 MONTANA: Bart Andrus, Kent Clausen, Ron Sharkey.
 MONTANA STATE: Don Davis, Kevin Donovan, John Johnson, Pat McLeod, Scott Sax, Bill Walker.
 NORTHERN ARIZONA: John Enslow, Gregg Gerken, Ron Mitchell, Don Mower, Fred Smith.
 WEBER STATE: Bill Grilz, Dennis McMaster.

1981 ALL-ACADEMIC TEAM

BOISE STATE: Tom Barrieau, Kipp Bedard, Dennis Brady, Bob Skinner, Paul Unger.
 IDAHO: Boyce Bailey, Brian Bofto, Dave Frohnen.
 IDAHO STATE: Ken Bacon, Matt Courtney, Lem Galeai, Dirk Koetter.
 MONTANA: Jim Rooney, Brian Salonen, Ron Sharkey.
 MONTANA STATE: Mark Eibner, Scott Sax.
 NEVADA: Jimmy Clark, David Heppe, Greg Miller, John Vicari.
 NORTHERN ARIZONA: Dick Shumway.
 WEBER STATE: Danny Rich, Brian Schaeffer, Mike Stephens.

1982 ALL-ACADEMIC TEAM

BOISE STATE: Gerald DesPres, Tim Klana, Bob Skinner, Paul Unger.
 IDAHO: Boyce Bailey, Dave Frohnen, Dave Thorsen.
 IDAHO STATE: Ken Bacon, Scott Berger, Brent Koetter, Kerry Sjin.
 MONTANA: Brad Dantic, Scott Grattton, Greg Iseman, Reed Madison, John Rooney, Brian Salonen.
 MONTANA STATE: John Blackman, Bruce Brockmann, Mike Carle, Mark Eibner, Bob King, Pat McLeod, Dirk Nelson, Zach Peters.
 NEVADA: David Heppe, Ken Mizell, Steve Ting.
 NORTHERN ARIZONA: Gene Andrews, Jeff Gonter, Kevin Magerum, Tee Ward.
 WEBER STATE: Tim Bernal, Bob Casper, Sam Roberson, Brian Schaeffer, Sam Slater, Greg Weigel, Scott Zellmer

1983 ALL-ACADEMIC TEAM

BOISE STATE: Paul Unger, Jim Voulelis.
 IDAHO: Boyce Bailey, David Thorsen.

IDAHO STATE: Jeff Kaiser, Brent Koetter, Bill Rice, Blake Stamper, Rich Williamson.
 MONTANA: Brad Dantic, John Rooney, Brian Salonen, Tim Wynne.
 MONTANA STATE: Kelley Bradley, Robb Fellows, Dale Halgren, Dennis Iverson, Doug Kimball, Don Leake, Dirk Nelson, Zach Peters.
 NEVADA: Rick Harris, Greg Rea, Steve Ting, Dean Wallace.
 NORTHERN ARIZONA: Gene Andrews, James Bear, Steve Caparella, Jerry Davis, Harry Kaminski, Dan Moran, Steve Robertson, Kris Yonker.
 WEBER STATE: Jim Arslanian, Tim Bernal, Brian Schaeffer, Sam Slater.

1984 ALL-ACADEMIC TEAM

BOISE STATE: Andy Regimbal, Jim Voulelis.
 IDAHO: Kidrich Jackson, Paul Taggart, David Thorsen.
 IDAHO STATE: Jeff Bartlow, James Harrell, Jeff Kaiser, Brent Koetter, Ron Manu, Tim Messuri, Richard Williamson.
 MONTANA STATE: Greg Andal, Kelly Bradley, Mike Callaghan, Bob Culliton, Ron Hanson, Doug Kimball, Don Leake, Dirk Nelson, Zach Peters, Doug Richards, Jame Todd, Tom White.
 NEVADA: Bret Dales, Mark McVeigh.
 NORTHERN ARIZONA: Harry Kaminski, Jeff Randle, Kris Yonker.
 WEBER STATE: Dennis Ray.

1985 ALL-ACADEMIC TEAM

BOISE STATE: Andy Regimbal.
 IDAHO: Tom Hennessey, David Parker, Paul Taggart, Dave Thorsen, Darel Tracy.
 IDAHO STATE: James Harrell, Michael Hronek.
 MONTANA: Duane Baker.
 MONTANA STATE: Greg Andal, Mike Callaghan, Ron Hanson, Bob Kimball, Don Leake, Marc Paffhausen, Mark Page, Kelly Sherwin, DeWayne Smith, Jame Todd, Tom White.
 NEVADA: Eric Beavers, Brett Dales, Scott Lommori, Mark McVeigh.
 NORTHERN ARIZONA: John Earl, Harry Kaminski, Brad Little, Jeff Randle.
 WEBER STATE: Jerry Richardson, Mark Russell, Pete Sefakis.

1986 ALL-ACADEMIC TEAM

BOISE STATE: Keith Jarrett, Jeff Richter.
 IDAHO: Kedrich Jackson, Tom Hennessey, David Parker, Paul Taggart.
 IDAHO STATE: Hark Arsteln, Todd Jones, Rom Manu, Gino Mariani.
 MONTANA: Brian Gimler, John Huestis, Rob Kunka, Brent Pease, Brad Salonen, Kirk Scrafford, Patrick Sullivan.
 MONTANA STATE: Duane Baker, Rob Fulton, Ron Hansen, Derrick Isackson, Bob Kimball, Joel Lange, Anders Larsson, Don Leake, Marc Paffhausen, Kelly Sherwin, Jame Todd.
 NEVADA: Eric Beavers, Bret Dales, Donal Rose, Scott Lommori.
 NORTHERN ARIZONA: Joe Ayers, Todd Barnhart, Tony Cullen, John Earl, Greg Wyatt.
 WEBER STATE: Jack Reeve, Jerry Richardson, Hark Russell, Pete Sefakis, Paul Valenzuela.

1987 ALL-ACADEMIC TEAM

BOISE STATE: Mike Bills, Eric Croll, Scott Gropp, Kevin McClelland, Mark Williams.
 EASTERN WASHINGTON: Steve Cherokee, Jason Elliott, Paul Farrell, Tim Floyd, Darin Harvey, Scott Kenoyer, Jeff Mickel, Kevin O'Connor, Pat Ogden, Paul Roberts.
 IDAHO: Brian Decicio, Kedrich Jackson.
 IDAHO STATE: Corky Federico, Joe Funk, Todd Jones, Randy Miskol, Shawn Nessen.
 MONTANA: Tim Hauck, John Huestis, Mike McGowan, Mike Rankin,

Brad Salonen, Kirk Scrafford, Rick Sullivan, Scott Waak, Scott Zanon.
 MONTANA STATE: Brett Davis, Rob Fulton, Ron Hanson, Derrick Isackson, Bob Kimball, Bryan Krumweide, Anders Larsson, Joe Long, Nevin Odden, Marc Paffhausen, Kelly Sherwin.
 NEVADA: Patrick Egu, Scott Lommori, Donal Rose, Jim Zaccheo.
 NORTHERN ARIZONA: Chris Baniszewski, Scott Johnson, Salvador Nava, Greg Wyatt.
 WEBER STATE: Ken Beazer, Dave Critchlow, Rich Ericson, Jon Fuller, Angus MacInnes, Jeff Sorensen, Pau Valenzuela.

1988 ALL-ACADEMIC TEAM

BOISE STATE: Mike Bills, Mike Black, Eric Croll, Pat Gauthier, Dave Giacomazzo, Todd Gilkey, Rod Johnson, Tim Langhans, Bob McLaughlin, Tom Schimmer, Larry Stayner.
 EASTERN WASHINGTON: Steve Cherokee, Mark DeWulf, Jason Elliott, Aaron Hansen, Darin Harvey, Jeff Mickel, Pat Ogden, Alton Porter, Robert Puller, Kurt Schulz, Kevin Sheehy, Scott Stuart, David Wayman.
 IDAHO: Andy Beitia, Tim Johnson, Charlie Oliver, Mitch Swenson.
 IDAHO STATE: Joe Funk, Todd Jones, Pat Keating, Kevin Pettit, Jason Whitmer.
 MONTANA: Grady Bennett, Clay Clausen, Todd Gorman, Tim Hauck, John Huestis, Rob Kunka, Mike McGowan, Brad Salonen, Kirk Scrafford, Rick Sullivan.
 MONTANA STATE: Travis Annette, Shawn Bohannon, Anders Larsson, Derrick Isackson, Steve Perkins, Bob Kimball, Billy Templeton, Rob Hatch, Rob Fulton, John Tetrault, Ken Eiden, Bryan Krumwiede, Rob Pouliot, Kevin Elliott, Mark Woodcock.
 NEVADA: Todd Deeds, Patrick Egu, Chris Heffley, Brian Presson, Jim Zaccheo.
 NORTHERN ARIZONA: Chris Baniszewski, Michael Cooper, Daren Dugeon, Salvador Nava, Don Ott, Greg Wyatt.
 WEBER STATE: Ken Beazer, Keith Chambers, Dave Critchlow, Rich Ericson, Jeff Sorensen.

1989 ALL-ACADEMIC TEAM

BOISE STATE: Mike Bills, Mike Black, Rod Johnson, Dawayne Rainwater, Carl Ramos, Scott Russell, Isiah Spearman, Larry Stayner, David Tingstad.
 EASTERN WASHINGTON: John Balmer, Chris Busselman, Steve Cherokee, Mark DeWulf, Mike DeWulf, Brennan Earhart, Jason Elliott, Aaron Hansen, Darin Harvey, Pat Ogden, Alton Porter, Robert Puller, Kurt Schulz, Trevor Westlund.
 IDAHO: Charlie Oliver, Jeff Robinson, John Rust, Billy Sims.
 IDAHO STATE: Steve Boyenger, Joe Funk, Jason Gault, Todd Jones, Jason Whitmer.
 MONTANA: Grady Bennett, Scot Engler, Greg Ferguson, Britt Fred, Rick Gillie, Todd Gorman, Tim Hauck, Thad Huse, Nels Kludt, Scott McCoy, Mike McGowan, Kyle Mirich, Kirk Scrafford, Bryan Tripp, Craig Whitney.
 MONTANA STATE: Travis Annette, Richard Brady, Mike Burns, Rob Hatch, Derrick Isackson, Bryan Krumwiede, Joel Long, Scott McFarland, Marty Milton, Nevin Odden, Steve Perkins, Billy Templeton, Mark Woodcock.
 NEVADA: Mike Micone, Shahriar Poudanesh.
 NORTHERN ARIZONA: Chris Baniszewski, Salvador Nava, Greg Wyatt.
 WEBER STATE: Alan Bott, Keith Chambers, Tim Otton, Ryan Schmidt.

1990 ALL-ACADEMIC TEAM

BOISE STATE: Carl Ramos, Isiah Spearman, Larry Stayner, David Tingstad, Tim Hall, Mike Bills, Lee Duncan, Steve Gollick, Art Harris,

Jan-Erik Peterson.

EASTERN WASHINGTON: John Balmer, Darin Harvey, Robert Puller, Brendan Rogers, Kurt Schulz, Peder Thorstenson, Trevor Westlund, Randy Baughn, Tony Brooks, Mike DeWulff, Brennan Earhart, Randall Ensley, Aaron Hansen, Casey McGourin, Tim Mitchell, Darin Radcliffe, Pat Sievers, Scott Stuart, Tim Trout, Tony Johnson, Jackie Kellogg.

IDAHO: Brian Cockrell, Doug Nussmeier, Billy Sims.

IDAHO STATE: Steve Boyenger, Duffy Daugherty, Robert Ford, Joe Funk, Troy Koopman, Reed Payne, Troy Shippen.

MONTANA: Jason Barker, Tony Goulet, Grady Bennett, Bill Cockhill, Mark DeBourg, Sean Dorris, Greg Ferguson, Britt Fred, Rick Gille, Thad Huse, Nels Kludt, Scott McCoy, Mike McGowan, Kyle Mirich, Mike See, Bryan Tripp, Craig Whitney, Erik Hendrickson.

MONTANA STATE: Travis Annette, Rich Brady, Clint Bryan, Mike Burns, Rob Hatch, Bryan Krumwiede, Scott McFarland, Nevin Odden, Steve Perkins, Mike Pouliot, Wade Rademacher, Bill Templeton, Mark Woodcock.

NEVADA: Kevin McKelvie, Roger Pelham, Tom Matter, Mike Micone. NORTHERN ARIZONA: Lamont Shedrick, Tom Johnson, Salvatore Nava, Gerald Robinson, Darren Dugeon, Tony Conrad, Mark Gappa, Todd Evangelist.

WEBER STATE: Alan Bott, Brent Chuhaniuk, Jon Fuller, David Hall, Reid Leland, Timothy Otton, Kenneth Peck, Kenneth Rayner.

1991 ALL-ACADEMIC TEAM

BOISE STATE: Chadwick Byrd, Lonnie Doran, Lee Duncan, Jarett Hausske, Ted Matelich, Brian Matson, Isiah Spearman, Larry Stayner, David Tingstad, Aaron Wiksten.

EASTERN WASHINGTON: Rob Aronow, John Balmer, Randy Baughn, Tony Books, Mike DeWulf, Randall Ensley, Jackie Kellogg, Tony Lensiegne, Casey McGourin, Dave Natall, Robert Puller, Kevin Sargent, Kurt Schulz, Craig Sides, Pat Sievers, Peder Thorstenson, Trevor Westlund.

IDAHO: Doug Nussmeier, Billy Sims.

IDAHO STATE: Steve Boyenger, Scott Hersley, Jack Horton, Joe Jund, Joe Koga, Mitch Opanico, Reed Payne, Tom Sharp, Rob Vera.

MONTANA: Mark DeBourg, Greg Ferguson, Britt Fred, Thad Huse, Cleve Malmstrom, Kyle Mirich, Jay Tuner, Lance Allen, Bill Cockhill, Sean Dorris, Scott Gragg, Scott McCoy, Bert Wilberger, Nels Kludt.

MONTANA STATE: Travis Annette, Clint Bryan, Craig Cavey, Scott Eaton, Ken Eiden, Tim Hanson, Bucky Haynes, Brad Kimball, Steve Markovich, Marty Milton, Clint Morton, Scott Patchett, Mike Pouliot, Wade Rademacher, Josh Wanago, Mark Woodcock.

NEVADA: Mitch Baker, Tom Matter, Roger Pelham.

NORTHERN ARIZONA: Terry Belden, Charles Hrabow, Erin Reeder, Jerry Avery, Brian Martinez, Sonny Stidham, Chris Parish, Scott Craig.

WEBER STATE: Guy Anderson, Miller Atagi, Jon Fuller, Neil Gray, Deric Gurley, David Hall, Steven Huff, Ried Leland, Wade Lindley, Timothy Otton, Shane Prosser, Kenneth Rayner, Obie Spanic, Dell Stilson.

1992 ALL-ACADEMIC TEAM

BOISE STATE: Travis Bass, Chadwick Byrd, Lonnie Dorn, Lee Duncan, Nate Gilliam, Jarett Hausske, Ted Matelich, Brian Matson, Matt McLaughlin, Jan-Erik Peterson, Matt Romberg, Bear Shipley, Dave Tingstad, Jim Walker, Aaron Wiksten.

EASTERN WASHINGTON: Jason Anderson, Rob Aronow, Mark Avena, Tony Brooks, Henry Hall, Jesse Hardt, Tim Hunsaker, Jackie Kellogg, Alex Lacson, Mo Owen, Timm Scott, Jason Scott, Craig Sides, Pat Sievers, Dan Thurston, Trevor Westlund.

IDAHO: Cory Duskin, Mike Hughes, Eric Johnson, Doug Nussmeier, Billy Sims.

IDAHO STATE: Shawn Behr, Aaron Gutridge, Travis Olson, Dave Rasmussen, Tom Sharp.

MONTANA: Lance Allen, Jason Barker, Bob Botkin, Bill Cockhill, Mark DeBourg, Sean Dorris, Todd Ericson, Britt Fred, Rich Gockley, Scott Gragg, Mike Kowalski, Brad Lebo, Chad Lembke, Jeff McElroy, Kurt Shepherd, Brent Swenson, Jay Turner, Matt Wells, Bret Wilberger.

MONTANA STATE: Scott Eaton, Pat Gulick, Tim Hanson, Jason Hicks, Brad Kimball, J.C. Murray, Wade Rademacher, Mark Sims.

NORTHERN ARIZONA: Terry Belden, Gary Bladow, Scott Craig, Mason Hess, Chris Parish, Erin Reeder, Beau Smith, Sonny Stidham, Scott Strini.

WEBER STATE: Miller Atagi, Stephen Filiaga, Neil Gray, Deric Gurley, Wade Lindley, Tim Otton, Ken Rayner, Patrik Schmidle, Dell Stilson.

1993 ALL-ACADEMIC TEAM

BOISE STATE: Chadwick Byrd, Brandon Ferguson, Nathan Gillam, Scott Gollick, Jarett Hausske, Danny Langsdorf, Jan-Erik Peterson, Matt Romberg.

EASTERN WASHINGTON: Jason Anderson, Rob Aronow, Aaron Barfield, Todd Bennett, Tony Brooks, Raphael Guillory, Jesse Hardt, Leon Hatch, Tim Hunsaker, Jackie Kellogg, Craig Sides, Timm Scott.

IDAHO: Travis Coffey, Michael Greene, Michael Hughes, Eric Johnson, Barry Mitchell, Doug Nussmeier.

IDAHO STATE: Shawn Behr, Kirk Clifford, Mark EchoHawk, Scott Hersley, Chad Kay, Randy Nate, Aaron Norby, John Pearce.

MONTANA: Mike Agee, Lance Allen, Mike Bouchee, Alan Carver, Bill Cockhill, Dave Dickenson, Todd Ericson, Rich Gockley, Sean Goicoechea, Scott Gragg, Mark Hampe, David Kempfert, Mike Kowalski, Blaine McElmurry, Jeff McElroy, Kurt Shepherd, David Sirmon, Brian Toone, Matt Wells, Bert Wilberger.

MONTANA STATE: Dallen Bjerkness, Rob Brandland, Clint Bryan, Shawn Galetti, Devlan Geddes, Pat Gulick, Tim Hanson, Jason Hicks, Shawn Kraft, Scott Matthews, Chad Mayer, J.C. Murray, Kerry Priebnow, Wade Rademacher, Corey Voggesser, Jason Westbrook.

NORTHERN ARIZONA: James Arellanes, Sean Battle, Terry Belden, Gary Bladow, Durant Fowler, Mason Hess, Christopher Muti, Timothy O'Leary, Benjamin Petrucci, Frank Romano, Beau Smith, Rayna Stewart, Scott Strini, Christopher West.

WEBER STATE: Miller Atagi, Stephen Filiaga, Tyler Gunderson, Deric Gurley, Steven Huff, Wade Lindley, Allen Orton, Brad Otton, Ken Rayner, Kyle Stephens, Dell Stilson, Anthony Valencia, Weston Weaver, Robert Westervelt.

1994 ALL-ACADEMIC TEAM

BOISE STATE: Steve Brushey, Chadwick Byrd, James Egbert, Nate Gillam, Jarett Hausske, Randy Matyshock, Stefan Reid, Matt Romberg, Travis Thompson, Alex Toyos, Ryan Renz, Chris Wing.

EASTERN WASHINGTON: Jason Anderson, Rob Aronow, Aaron Barfield, Todd Bennett, Tim Bruegman, Jesse Hardt, Shih-Hsin Hsu, Jerrad Jeske, Erick Judd, Travis Lowery, Chris Scott, Timm Scott, Troy Turner.

IDAHO: Tony Uranga, Ryan Woolverton, Eric Johnson, Brian Brennan.

IDAHO STATE: Rick Brown, Eddy Christensen, Kirk Clifford, Chad Kay, Steve Krause, Eric Lenoci.

MONTANA: Jason Baker, Jamer Bartel, Mike Bouchee, Allan Carver, Dave Dickenson, Aubre Dickson, Greg Fitzgerald, Rich Gockley, Sean Goicoechea, Chase Greene, Dave Kempfert, Blaine McElmurry, Chris Morton, Ryan Palms, Randy Riley, Dave Sirmon, Brian Toone, Matt Wells, Bert Wilberger.

MONTANA STATE: Jeff Alexander, Matt Arias, Dallen Bjerkness, Marcus Bragg, Rob Brandland, Anthony Ferguson, Devlan Geddes, Mark Grimmer, Ryan Grovom, Pat Gulick, Morgan Harris, Scott

Harry, Mike Henneberg, Dan Hicks, Jason Hicks, Eric Hopkins, Brawn Lausen, Scott Matthews, Clint Morton, JC Murray, Brian Pepper, Neal Smith, Tyson Tucker, Jason Westbrook, Aaron Wilkins, Dawson Williams.

NORTHERN ARIZONA: David Couture, Mark Deniz, Mason Hess, Matt Johnson, Kevin Kolkman, Ben Petrucci, Rayna Stewart, Chris West. WEBER STATE: Tyler Gunderson, Kris Jackson, Troy Miller, Allen Orton, Cam Quayle, Kyle Stephens, Dell Stilson, Rob Westervelt, Justin Blasko, Jason Jensen, Bryan Martin, Pat McNeerney, Joel Pelagio-Williams.

1995 ALL-ACADEMIC TEAM

BOISE STATE: Ted Butler, Tim Foley, James Gibson, Nate Gillam, Eron Hurley, Ryan Ikebe, Ryan Renz, Alex Toyos.

EASTERN WASHINGTON: Brendan Biele, Tim Cruger, Roderick Givens, Jesse Hardt, Tim Hunsaker, Ed Harris, Jarrad Jeske, DaPrice Kelly, Jimmy Lake, Harry Leons, Travis Lowery, Mike McKenzie, Steve Mattson, Matt McKinstry, Jon Miller, Jeff Ogden, Tobin Phelps, Chris Scott, Brian Sherrick, Derek Strey.

IDAHO: Brian Brennan, Travis Cofey, Eric Hisaw, Eric Johnson, Garner Moody, Jason O'Neil, Jeff Pankrantz, Ryan Woolverton, Richard Zenk.

IDAHO STATE: Gary Anderson, Joe Barnes, Jake Barry, Trevor Bell, Kirk Clifford, Chris Driscoll, Mark Echohawk, Sy Farris, Mark Fisher, Ray Felts, Josh Hays, Steve Krause, Eric Lenoci, Aaron Norby, Kevin Patton, Duane Riggs, Marcus Teal.

MONTANA: Jason Baker, Mike Bouchee, Josh Branen, Dave Dickenson, Justin Gaines, Sean Goicoechea, Chase Greene, Mark Hampe, Eric Hart, David Hoit, Dave Kempfert, Mike Kowalski, Andy Larson, Blaine McElmurry, Dallas Neil, Justin Olsen, Randy Riley, Dave Sirmon, Scott Spraggins, Larry Tofaneli, Brian Toone, Matt Wells.

MONTANA STATE: Jeff Alexander, Dallen Bjerkness, Rob Brandland, Brad Callan, Rob Compson, Matt Engelking, Devlan Geddes, Mark Grimmer, Pat Gulick, Scott Harry, Jason Hicks, Brawn Lausen, Scott Matthews, Chad Mayer, J.C. Murray, Will Napier, Brian Pepper, Walter Robinson, Eric Robb, Mark Rollins, Tim Ryan, Tyson Tucker, Jeff Tuss, Jason Westbrook, Aaron Wilkins, Monty Wilson.

NORTHERN ARIZONA: David Couture, Seth Darst, Eric Freund, Mason Hess, Matt Johnson, Kevin Kolkman, Rayna Stewart, Judson Wood. WEBER STATE: Roger Cook, Brian Edmisten, Kelly Felkins, Tyler Gunderson, Kris Jackson, Bryan Martin, Troy Miller, Joel Pelagio-Williams, Cam Quayle, Scott Shields, Jim Slauch, Kyle Stephens, Bryan Veazie, Weston Weaver.

1996 ALL-ACADEMIC TEAM

CAL STATE NORTHRIDGE: Sean Anderson, Aaron Flowers, Benny Herron, Tim Hilton, Rob Pifferini.

EASTERN WASHINGTON: Mike Cappeletti, Roderick Givens, Jerred Jeske, Scott Johnson, Harry Leons, Mike MacKenzie, Jake Marquess, Steve Mattson, Le Var McClary, Jeff Ogden, Chris Scott, Derek Strey.

IDAHO STATE: Gary Anderson, Joe Barnes, Trevor Bell, Troy Bell, Steve Burch, Kirk Clifford, Chris Driscoll, Anthony Elgaaen, Sy Farris, Mike Fullwood, Josh Hays, Robert McBride, Kevin Patton, Duane Riggs, Jason Smith, Andy Thuermaegel.

MONTANA: Jason Baker, Mike Bouchee, Josh Branen, DJ Colter, Sean Goicoechea, Mark Hampe, David Hoit, Paul Jenkins, Dave Kempfert, Andy Larson, Blaine McElmurry, Dallas Neil, Justin Olsen, Randy Riley, Nate Sil, Dave Sirmon, Brian Toone, Matt Wells.

MONTANA STATE: Jeff Alexander, Rob Brandland, Brad Callan, Matt Engelking, Devlan Geddes, Kasey Harte, Josh Hausmann, Ed Hwang, Eric Kinnaman, Noel Kulbeck, Brent Ludwig, Kevin Lundstrom, Scott Matthews, Chad Mayer, Will Napier, Eric Robb, Neal Smith, Dylan Tripp, Tyson Tucker, Jeff Tuss, Aaron Wilkins,

Travis Wright.

NORTHERN ARIZONA: Jacob Crissup, Seth Darst, Joshua Housman, Mark Jagodzinski, Matt Johnson, Cedric Jones, Kevin Kolkman, Michael Lemos, Tyler McDonnell, Nick Petrucci, Judson Wood.

PORTLAND STATE: Alano Ciloberto, Terrance Frederick, Oleg Lytchanyi, Bryan Pfeifer.

SACRAMENTO STATE: Jeff Schultz.

WEBER STATE: Roger Cook, Michael DeGroot, Brian Edmisten, Kelly Felkins, Tomas Goode, Kris Jackson, Chris Knight, Lance Mimnaugh, Cam Quayle, Scott Shields, Kyle Stephens, Bryan Veazie, Brian Weaver, Weston Weaver.

1997 ALL-ACADEMIC TEAM

CAL STATE NORTHRIDGE: Ethan Beck, Jake Brinton, Brian Hubinger, Ryan Schatz.

EASTERN WASHINGTON: Jeff Allen, Lance Ballew, Jerred Jeske, Scott Johnson, Mike MacKenzie, Steve Mattson, Jeff Ogden, Kevin Peterson, Jeremy Rogers, Chris Scott, Derek Strey.

IDAHO STATE: Gary Anderson, Joe Barnes, Pete Beecher, Trevor Bell, Chris Driscoll, Michael Gary, Travis Hansen, Kevin Paugh.

MONTANA: Josh Branan, Jason Miller, Justin Olsen, Nate Sil, Matt Thompson, Leif Thorsen, Trevor Utter, Howard Wakkinen.

MONTANA STATE: Joe Baker, Brad Callan, Frank Green, Arie Grey, Geoff Groshelle, Kasey Harte, Noel Kulbeck, Marc Lubick, Tyson Tucker, Travis Wright.

NORTHERN ARIZONA: Travis Brown, David Couture, Jake Crissup, Seth Darst, James Martin, Tyler McDonnell, Lance Moore, Jacob Peterson, Gibbons St. Paul.

PORTLAND STATE: Jimmy Blanchard, Chris Cain, Jackie Connors, Randy Lund, Kurt Strauss.

SACRAMENTO STATE: Leukamian Davis, John Heffernan, Dustin Smith, Fred Washington.

WEBER STATE: Adam Casto, Michael DeGroot, Brian Edmisten, Philip Hazel, Tomas Goode, Kris Jackson, Ryan Prince, Cam Quayle, Scott Shields, Chris Wallace, Weston Weaver.

1998 ALL-ACADEMIC TEAM

CAL STATE NORTHRIDGE: Tim Shoffeitt.

EASTERN WASHINGTON: Jeff Allen, Aaron Best, Lance Ballew, Mike Cappelletti, Tim Gutmann, Scott Johnson, Mike MacKenzie, Ole Olesen, Chris Polinder, Nick Reynolds, Steve Schwark, James Venters.

IDAHO STATE: Pete Beecher, Craig Boyles, Jeff Davenport, Chris Driscoll, Travis Hansen, Rafe Hewett, Craig Joseph, Kaili McCray, Brandon Reed, Nick Whitworth.

MONTANA: David Colter, Justin Gaines, Vincent Huntsberger, Paul Jenkins, Jason Miller, Dallas Neil, Justin Olsen, Matthew Thompson, Leif Thorsen, Matt Thuesen.

MONTANA STATE: Jake Boyer, Rob Compson, Frank Green, Kasey Harte, Noel Kulbeck, Marc Lubick, Nick Morasko, Josh Rollins, Damien Stephens, Nic Tognetti, Gerald Vekved, Travis Writh.

NORTHERN ARIZONA: Jake Crissup, Eric Damko, Thomas Dolan, Stevan Fontana, Malachi Kedddington, Lance Moore.

PORTLAND STATE: Jimmy Blanchard, Chris Cain, Bobby Singh.

WEBER STATE: Joel Barrow, Adam Casto, Brian Edmisten, Philip Hazel, Kris Jackson, Calvin Mead, Jason Miller, Mike Minnoch, Scott Shields, Chris Wallace, Ryan Webber, Ryan Wight, Carl Wright.

1999 ALL-ACADEMIC TEAM

CAL STATE NORTHRIDGE: Joseph Bergman, Joseph Roberson.

EASTERN WASHINGTON: Lance Ballew, Greg Belzer, Aaron Best, Luke Fritz, Tim Gutmann, Scott Johnson, Rich Naccarato, Ole Olesen, Chris Polinder, Asim Poston, Kurt Sigler, Wayne Timmons, Alvin Tolliver, Julian Williams, Joe Zelinski.

IDAHO STATE: Troy Bell, Craig Broyles, Larry McCray, Matt

Nighswonger, Brandon Reed, Mark Young.

MONTANA: D.J. Colter, Vince Huntsberger, Jason Miller, Dallas Neil, T.J. Oelkers, Cory Short, Matt Thompson, Leif Thorsen, Matt Thuesen, Nick Walker.

MONTANA STATE: Eric Axlund, Jake Boyer, Brandon Brooks, Frank Green, Kasey Harte, Josh Hausmann, Ryan Johnson, Eric Kinnaman, Noel Kulbeck, Mark Lubick, Brent Ludwig, Josh Rollins, Nic Tognetti, Mike Woodberry.

NORTHERN ARIZONA: Bryant Berge, Jacob Crissup, Eric Damko, Stevan Fontana, Josh Wells.

PORTLAND STATE: Jimmy Blanchard, Chris Cain, Steve Jakubowski, Kieshawn Lewis, James Monegan, Juston Wood.

SACRAMENTO STATE: Dan Phelps, Ricky Ray, Jason Rowell, Carlos Williams, Tommy Williams.

WEBER STATE: Jimmy Atkins, Joel Barrow, Myles Cooper, Wes Davis, Ben Hale, Eric Lohnes, Cal Mead, Jason Miller, Luke Rasmussen.

2000 ALL-ACADEMIC TEAM

CAL STATE NORTHRIDGE: Thomas Belt, Erik Gardner, Isaac Gardner, Henry Herr, Andrew Holt, Ben Holt, Jamar Ikpi, Matt Majors, Joseph Roberson.

EASTERN WASHINGTON: Lance Ballew, Greg Belzer, Travis Calloway, Peter Coombe, Kyle Delorme, Luke Fritz, Keith Garner, Anthony Griffin, Ryan Harms, Ole Olesen, Nick Omatsu, Chris Poliner, Tyler Randall, Fred Salanoa, David Sherrad, Wes Shults.

IDAHO STATE: Adam Christian, Darren Dubois, Josh Del Prado, DeRonn Finley, Larry McCray, Matt Nighswonger, Ben Simpson, David Steel, Bart Teushcher, Brandon Tuia.

MONTANA: John Fitzgerald, Vince Huntsberger, Dylan McFarland, Jason Miller, Ciche Pitcher, Joel Robeinson, Thatcher Szalay, Leif Thorsen, Matt Thuesen, Howard Wakkinen, Brad Weson.

MONTANA STATE: Eric Axlund, Frank Green, Kane Ioane, Ryan Johnson, A.J. Stoenburner, Nic Tognetti, Mike Woodberry, Vernon Williams.

NORTHERN ARIZONA: Erik Damko, Brent Daniels, Steve Gomez, Mark Gould, Brian Lonestar Bingham, Dustin Peace, Ryan Thornton, Patick Walsh.

PORTLAND STATE: Jimmy Blanchard, Chris Cain, Dan Fenton, Rashad Floyd, Steve Jakubowski, Kieshawn Lewis, Kris Wigger, Juston Wood.

SACRAMENTO STATE: Brad Candidi, Derek Miller, Dan Phelps, Ricky Ray, Jimmy Sanchez, Bilal Watkins, Tommy Williams.

WEBER STATE: Chris Amidan, Shane Barkdull, Joel Barrow, Scott Dillard, Michael Hale, Eric Lohnes, Matt McFadden, Jason Miller, Luke Rasmussen, Matt Rickards, Colton Swan.

2001 ALL-ACADEMIC TEAM

EASTERN WASHINGTON: Peter Coombe, Isaac Cunningham, Kyle Delorme, Jeremy Engle, Keith Garner, Anthony Griffin, Jason Koster, Zach Norling, David O'Hara, Chris Polinder, Asim Poston, Tyler Randall, Nick Reynolds, Michael Roos, Fred Salanoa, David Sherrad, Bryan Shireman, Wes Shults, Paul Terrell, James Venters.

IDAHO STATE: Troy Bell, Brett Fowler, Judd Gold, Sean Judd, Donell McNeal, Mike Rose, Bart Teuscher, Jerry Troyer.

MONTANA: John Fitzgerald, Tate Hancock, Jefferson Heidelbergger, Vince Huntsberger, Dylan McFarland, Brandon Neill, Colt Palmer, Ciche Pitcher, Joel Robeinson, Thatcher Szalay.

MONTANA STATE: Pat Carahasen, EJ Cochran, Kyle Ecker, Brandon Eggart, Ryan Johnson, Jon Montoya, Nick Morasko, Nic Tognetti, Blake Wolf, Mike Woodberry.

NORTHERN ARIZONA: Eric Damko, Brent Daniels, Paul Ernster, Patrick Finkbone, Steve Gomez, Mark Gould, Ian Gunderman, Malachi Kedddington, Dustin Peace, Patrick Walsh, Nicholas Yerton.

PORTLAND STATE: Juston Wood.

SACRAMENTO STATE: Jeremy Callaway, Brad Candido, Micah Kraintz, Kelly Micco, Dan Phelps, Jason Rowell, Timothy Sowards, Reza Williams.

WEBER STATE: Kite Afeaki, Nick Chournos, Scott Dillard, Dayne Faerber, Tyler Gladwell, Michael Hale, Mark Larsen, Danny Liptrot, Matt McFadden, Ryan Nath, Colton Swan.

2002 ALL-ACADEMIC TEAM

EASTERN WASHINGTON: Josh Blankenship, Tim Calhoun, Peter Coombe, Joey Cwik, Jeremy Engle, Keith Garner, Jesse Hendrix, Eric Kimble, Nate McFarlane, Randy Meade, Erik Meyer, Jesse Nicassio, Zach Norling, Joe Pierce, Tyler Randall, Michael Roos, Richmond Sanders, Kurt Sigler, Paul Terrell, Isaiah Trufant, Chasen Walker.

IDAHO STATE: Troy Bell, Bart Brooks, Jeff Davenport, Niko Rose.

MONTANA: Tate Hancock, Jefferson Heidelbergger, Andrew Koyama, Shane MacIntyre, Dylan McFarland, Connor Molloy, Brandon Neill, Dane Oliver, Brad Rhoades, Joel Robeinson, Tyler Thomas.

MONTANA STATE: EJ Cochrane, Clayton Curley, Brandon Eggart, Ryan Elliott, Kane Ioane, Ryan Johnson, Travis Lulay, Jon Montoya, Blake Wolf.

NORTHERN ARIZONA: Brent Daniels, Paul Ernster, Steve Gomez, Mark Gould, Mike Sands, Nels Van Peurseem, Jason Webb, Clint Womack.

PORTLAND STATE: Joey King, Gregg Owens, Nick Swanegan, Juston Wood.

SACRAMENTO STATE: Kelly Micco, Jason Rowell.

WEBER STATE: Nick Chournos, Scott Dillard, Austin Drecksell, Dayne Faerber, Mike Hale, Eric Jones, Danny Liptrot, Chris McConnell, Matt McFadden, Parker Morrill, Josh Rebholz, Matt Rickards, Colton Swan.

2003 ALL-ACADEMIC TEAM

EASTERN WASHINGTON: Skyler Allen, Joey Cwik, Nick Denbeigh, David Eneberg, Keith Garner, Jesse Hendrix, Nate McFarlane, Tyler Randall, Richmond Sanders, Chase Schmidt, Kurt Sigler, Lars Slind, Paul Terrell, Isaiah Trufant, Chasen Walker, Mike Wolfe.

IDAHO STATE: Jeff Davenport, Brandon Mennear.

MONTANA: Dustin Dlouhy, Turill Engelman, Tate Hancock, Jefferson Heidelbergger, Matt Lebsock, Shane McIntyre, Dylan McFarland, Connor Molloy, Seamus Molloy, Craig Ochs, Dane Oliver, Brad Rhoades, Joel Robeinson, Tyler Thomas.

MONTANA STATE: Brent Birkeland, EJ Cochrane, Clayton Curley, Brandon Eggart, Ryan Elliott, Ryan Force, Kane Ioane, Travis Lulay, Jon Montoya, Scott Turnquist, Blake Wolf, Zach Wolf.

NORTHERN ARIZONA: Brian Buzzard, Brent Daniels, Paul Ernster, Patrick Finkbone, Mark Gould, Vince Henman, Randy Kirschman, Matt Raivio, Jake Sanders, Pat Walsh, Jason Webb, Jeff Wheeler.

PORTLAND STATE: Jordan Allen, Matthis Gehring, Joey King, Mike Stachowiak, Antjuan Tolbert.

SACRAMENTO STATE: Chris Frank, Mitch Lively, Park McAllister, Kelly Micco, Shawn Smith.

WEBER STATE: Nick Chournos, Scott Dillard, Dayne Faerber, Brady Fosmark, Mike Hale, Eric Jones, Danny Liptrot, Jason Lott, Andy McFadden, Matt McFadden, Tim Odland, Josh Rebholz, Matt Rickards, Colton Swan.

2004 ALL-ACADEMIC TEAM

EASTERN WASHINGTON: Skyler Allen, Matt Alfred, Chris Carlsen, Joey Cwik, Nick Denbeigh, Ryan Donckers, David Eneberg, Jesse Hendrix, Toke Kefu, Kyle Long, Tom McAndrews, Nate McFarlane, Randy Meade, Chris Peerboom, Lars Slind, Greg Smith, Paul Terrell, Isaiah Trufant, Zach Wasielewski.

IDAHO STATE: Jeff Davenport, Brandon Mennear, Jon Winn.

MONTANA: Dustin Dlouhy, Jason Frink, Jefferson Heidelberger, Tyler Joyce, Matt Lebsock, Jeff Marshall, Shane MacIntyre, Mike Murphy, Craig Ochs, Brad Rhoades, Kyle Ryan, Kelly Kain, Tate Hancock, Torrey Thomas, Loren Utterback.

MONTANA STATE: Elliott Barnhart, Bret Birkeland, E.J. Cochrane, Clayton Curley, Brandon Eggart, Ryan Force, Travis Lulay, Matt McCullough, Ty McDonald, Mike McGuinness, Blake Wolf, Zach Wolf.

NORTHERN ARIZONA: Paul Ernster, Justin Grimm, Vince Henman, Tautua Howell-Reed, Randy Kirschman, Greg Laybourn, Jeff Singleton II, Sean Sovacoal, Jason Webb.

PORTLAND STATE: Michael Dorsey, Kyle Faulk, Joey King, Kenneth Mackins, Matthew Nelson, Jordan Senn, Cole Smith, Sawyer Smith.

SACRAMENTO STATE: Ryan Coogler, Jody Cooper, Traison Lewis, Nick Miller, Brandon Smith, Heath Villarreal.

WEBER STATE: Adrian Conway, Nick Chournos, Adrian Conway, Brady Fosmark, John Gaylor, Baron Harrell, DeMario Harris, Nathan Hunt, Eric Jones, Mike Mathis, Chris McConnell, Andy McFadden, Brad Stewart.

2005 ALL-ACADEMIC TEAM

EASTERN WASHINGTON: Matt Alfred, Tim Calhoun, Chris Carlsen, Joey Cwik, Nick Denbeigh, Ryan Donckers, Shea Emry, David Eneberg, Jesse Hendrix, Toke Kefu, Mark Lathim, Tom McAndrews, Rande Meade, Greg Peach, Kraig Sigler, Lars Slind, Bryan Smith, Isaiah Trufant, Marcus Walker.

IDAHO STATE: Turill Engelman, Spencer Franz, Brandon Mennear, Sterling Mennear, Luke Sniewski, Jon Winn.

MONTANA: Cole Bergquist, Dustin Dlouhy, Tyler Joyce, Matt Lebsock, Shane MacIntyre, Jeff Marshall, Tom Martin, Eric Michel, Chris Polhemus, Brad Rhoades, Kyle Ryan, Torrey Thomas, Tyler Thomas.

MONTANA STATE: Elliott Barnhart, Brant Birkeland, Clayton Curley, Ryan Force, Chase Gazzero, Brett Irigoien, Travis Lulay, Nick Marudas, Ty McDonald, Chris Smith, James Verlanic.

NORTHERN ARIZONA: Blair Boynton, Shaun Fitzpatrick, Justin Grimm, Austin Martin, Jeff Singleton, D.J. Wade, Jason Webb.

PORTLAND STATE: James Abdullah, Michael Dorsey, Kyle Faulk, Brandon Jones, Joey King, Matt Nelson, Jordan Senn, Cole Smith, Sawyer Smith.

SACRAMENTO STATE: Tim Bessolo, Brent Bugarin, Walter Brock, Ryan Coogler, Juan Gamboa, Kiel McDonald, Nick Miller, Ray Navar, Dustin Nicolodi, Brandon Smith.

WEBER STATE: Adrian Conway, Baron Harrell, Eric Jones, Andy McFadden, Tim Odland, Ian Pizarro, Brad Stewart.

2006 ALL-ACADEMIC TEAM

EASTERN WASHINGTON: Matt Alfred, Tim Calhoun, Chris Carlsen, Nick Denbeigh, Ryan Donckers, Graham Dorland, David Eneberg, Ryan Forney, Kevin Hatch, Brett Igbinoba, Josh Jacobson, Toke Kefu, Jacob Kragt, Mark Lathim, Tom McAndrews, Bryan Smith, Chris Thomas, Marcus Walker, Zach Wasielewski, Kyle Wilkins.

IDAHO STATE: Micha Cloward, Turill Engelman, Anthony Henderson, Joel Janke, Brandon Mennear, Sterling Mennear, Renell Robinson, Erik Stoll, Jon Winn.

MONTANA: Dan Beaudin, Cole Bergquist, Dan Carter, Dustin Dlouhy, Brandon Fisher, Tyler Joyce, Kelly Kain, Matt Lebsock, Shawn Lebsock, Marc Mariani, Jeff Marshall, Tom Martin, Eric Michel, Mike Murphy, Jace Palmer, Steven Pfahler, Torrey Thomas, Loren Utterback.

MONTANA STATE: James Verlanic, Elliott Barnhart, Sean Nill, Jeff Hansen, Brant Birkeland, Ryan Force, Tyler Lulay, Joe Schreiber, Jack Rolovich, Chris Smith.

NORTHERN ARIZONA: Nathan Detric, Shaun Fitzpatrick, Quinton

Larson, Joseph Lyman, Austin Martin, Jason Murrietta, Micah Van Hilson.

NORTHERN COLORADO: Aaron Henderson, Matt Thomas, David Dyches, Jake Gable, T.J. Swanson.

PORTLAND STATE: Michael Dorsey, Adam Hayward, Matt Nelson, Benjamin Schenk, Jordan Senn, Cole Smith, Sawyer Smith.

SACRAMENTO STATE: Juan Gamboa, Bill Sherman, Geoff Warner.

WEBER STATE: Brett Dille, Beau Hadley, Brat Leggat, Matt Loewen, Andy McFadden, Sam North, Sean O'Connell, Austin Raught, Mike Snoy, Brad Stewart, John Stewart, Shawn Woods.

2007 ALL-ACADEMIC TEAM

EASTERN WASHINGTON: Alexis Alexander, Matt Alfred, Chris Carlsen, Tony Davis, Shane Eller, Ira Jarmon, Jacob Kragt, Mark Lathim, Brice Leahy, Lorenzo Lomack, Matt Martin, Tom McAndrews, John Rice, J.C. Sherritt, Alex Smart, Bryan Smith, Chris Thomas, Marcus Walker, Zach Wasielewski.

IDAHO STATE: Sterling Mennear, Micah Cloward, Joel Janke, Tyler Hjelseth, JD Ponciano, Brad Rife, Brett Bankus, Will Yoder, Demetrius Amos.

MONTANA: Dan Beaudin, Carson Bender, Cole Bergquist, Dan Carter, Brandon Fisher, Tyler Joyce, Kelly Kain, Kevin Klabeo, Tom Martin, Eric Michel, Jermaine Olson, Steven Pfahler, Clint Stapp, Torrey Thomas, Loren Utterback.

MONTANA STATE: Elliott Barnhart, Ryan Cerise, Will Claggett, Eric Fisher, Jeff Hansen, Brett Irigoien, Tyler Lulay, Ty McDonald, Jeff Price, Michael Rider, Jack Rolovich, Joe Schreiber, Michael Sweeney, Jim Verlanic.

NORTHERN ARIZONA: Blair Boynton, Nathan Detric, Robbie Dehaze, Shaun Fitzpatrick, Drew Hoffman, Joseph Lyman, Scott McKeever, Richard Middleton, Bobby Walsh.

NORTHERN COLORADO: Zachary Bigelow, Jake Gable, Amal Gumbs, Maxwell Hewitt, Ryan Kemp, Timothy McGraw, Andrew Muns, Cristian Sarmento, Michael Vlahogee, Michael York.

PORTLAND STATE: Michael Dorsey, Sam Gordon, Drew Hubel, Matt Nelson, Ryan Pederson, Rory Richards, Jordan Senn, Cole Smith.

SACRAMENTO STATE: Tim Bessolo, Peter Buck, Ryan Coogler, Juan Gamboa, Brett Shelton, Geoff Warner.

WEBER STATE: Adrian Conway, Brett Dille, Beau Hadley, Pate Moleni, Cody Nakamura, Eric Sobolewski, Ty Sparrow, Brad Stewart, Clayton Swan, Tim Toone, Sione Tutuila.

2008 ALL-ACADEMIC TEAM

EASTERN WASHINGTON: Greg Peach, Aaron Boyce, Brynson Brown, Alexis Alexander, Felipe Macias, Lance Witherspoon, Jason Belford, Fritz Brayton.

IDAHO STATE: Kenyon Blue, Eddie Thompson, Ryan Phipps, D.J. Clark

MONTANA: Colin Dow, Marc Mariani, Colt Anderson, Levi Horn, Brent Russum, J.D. Quinn, Cole Bergquist, Chase Reynolds, Craig Mettler, Shann Schillinger, Tom Martin.

MONTANA STATE: Lou Saucedo, Demetrius Crawford, Kevin Retoriano, Jeff Hansen, Jason Cunningham, Dane Fletcher, Bobby Daly.

NORTHERN ARIZONA: Robbie Dehaze, Steve Nwogbe, KJ Gerard, Cody Dowd, Adam Wright.

NORTHERN COLORADO: Ryan Chesla, Cristian Sarmento.

PORTLAND STATE: Andy Schantz, Deshawn Shead.

SACRAMENTO STATE: Tony Washington, Mike Brannon, Cyrus Multalo.

WEBER STATE: Tim Toone, Paul Carpenter, Lawaia Naihe, Kyle Mutcher, Cameron Higgins, Trevyn Smith, Marcus Mailie, Bryce Scanlon, Kevin Linehan, J.D. Folsom, Josh Morris, Beau Hadley, JC Oram, Cody Nakamura.

2009 ALL-ACADEMIC TEAM

EASTERN WASHINGTON: Jerry Ceja, Tony Davis, Paul Ena, Ryan Forney, Robert Gentry, Russ Haehl, Kevin Hatch, Brett Igbinoba, Josh Jacobson, Mike Jarrett, Brandon Kaufman, Jacob Kragt, Billy Lechtenberg, Matt Martin, Kevin Miller, Jeff Minnerly, Will Post, J.C. Sherritt, Chris Thomas, Grant Williams

IDAHO STATE: Clint Brock, Nic Edgson, Jarret Huk, Ryan Henry, Ethan Monroe, Chad O'Donnell, JD Ponciano, Mitch Rudder., Sean Rutten, Brad Shedd, Dustin Tew, Jon Van Vliet, Bryant Ward,

MONTANA: Bobby Alt, Dan Beaudin, Brock Coyle, Mike Cummings, Brandon Fisher, Sam Gratton, Josh Harris, Shawn Lebsock, Marc Mariani, Caleb McSurdy, Austin Mullins, Peter Nguyen, Andrew Selle, Alex Shaw, Erik Stoll, Jordan Tripp, Alex Verlanic, Bryan Waldhauser

MONTANA STATE: Kyle Begger, Conrad Burbank, Ryan Cerise, Jordan Crane, Eric Fisher, Rick Haluszka, Jeff Hansen, Mark Iddins, Dustin O'Connell, Jeff Price, Mike Rider, Caleb Schreiber, Joe Schreiber

NORTHERN ARIZONA: Ben Bachelier, Michael Cysz, Shaun Fitzpatrick, Michael Herrick, Taylor Julio, Dan Pela, Nick Ragland-Johnsen, Aaron Schoenecker, Reid Worthington.

NORTHERN COLORADO: Nicholas Herson, Maxwell Hewitt, Ryan Lutz, Timothy McGraw, Mason Puckett, Thomas Stuemky, Michael Van Portfliet, Michael York

PORTLAND STATE: Keitrell Anderson, Dominic David, Drew Hubel, Siasau Matagiase, Bobby McClintock, Evans Okotcha, Ryan Pedersen, Rory Richards, Joel Sisler

SACRAMENTO STATE: McLeod Bethel-Thompson, Peter Buck, Jake Croxdale, Reese Heaslet, Clint Lessard, Sam McCowan, Salesi Maumau, Maika Maumau, Jay Reddic, Geoff Warner

WEBER STATE: Bo Bolen; Jordan Brown, Derek Cosper, Brett Dille, Maiah Fa'atoafe, Sam Fenn, Beau Hadley, Mike Hoke, Brian Jankowski, Blake Keller, T.J. Moser, Mike Snoy, Val Tafuna

2010 ALL-ACADEMIC TEAM

EASTERN WASHINGTON: J.C. Agen, Mario Brown, Paul Ena, Steven Forgette, Artise Gauldin, Bobby Gentry, Rusty Haehl, Mike Jarrett, Brandon Kaufman, Brice Leahy, Bo Levi Mitchell, Matt Martin, Kevin Miller, Jeff Minnerly, Will Post, Ryan Seto, J.C. Sherritt, Grant Williams.

IDAHO STATE: Luke Austin, Clint Brock, Brendon Garcia, David Harrington, Russel Hill, Ethan Monroe, Mitch Rudder, Sean Rutten, Brad Shedd, Dustin Tew, Justin Vaeena, John Van Vliet, Bryant Ward

MONTANA: Bobby Alt, Ryan Fetherston, Sam Gratton, Jordan Johnson, Danny Kistler, Caleb McSurdy, Peter Nguyen, Alex Shaw, Erik Stoll, Jordan Tripp, Bo Tully, Alex Verlanic, Bryan Waldhauser

MONTANA STATE: Kyle Begger, Tanner Bleskin, Jordan Crane, Aleksei Grosulak, Rick Haluszka, Cody Kirk, DeNarius McGhee, Dustin O'Connell, Rory Perez, Michael Rider, Tanner Ripley, Caleb Schreiber, Krui Siewing

NORTHERN ARIZONA: Ben Bachelier, Michael Battisti, Zach Bauman, Michael Cysz, Drew Emanuel, Alex Mott, Dan Pela, Mana Purdy, Nick Ragland-Johnsen, Reid Worthington, Max Zemezozak

NORTHERN COLORADO: Nicholas Candler, Nicholas Herson, Maxwell Hewitt, Matthew McDonnell, Timothy McGraw, Mason Puckett, Michael Van Portfliet

PORTLAND STATE: Willie Griffin, Mitch Gaulke, Nick Green, Cameron Hein, Tygue Howland, Adam Kieffner

DeShawn Shead, Nathan Snow, Kevin Takeno

SACRAMENTO STATE: Peter Buck, Matt Carter, Jake Croxdale, Todd Davis, Reese Heaslet, Augie Heath, Maika Maumau, Brian McKeon, Stephen Tezanos-Pinto, Corey Vanderbeek, Markell Williams

WEBER STATE: Bo Bolen, Gabe Bowers, Jordan Clemente,

Zac Eldridge, Tony Epperson, Sam Fenn, Joel Hancock, Brian Jankowski, Shaydon Kehano, Blake Keller, Kela Marciel, Matt Miller, Danny Mullarkey, Willie Okwuonu, Trevor Pletcher, Austin Raught, Vaingamalie Tafuna, C.J. Tuckett, Marvin Walker

2011 ALL-ACADEMIC TEAM

EASTERN WASHINGTON: J.C. Agen, Evan Cook, Zack Gehring, Bobby Gentry, Rusty Haehl, Ronnie Hamlin, Mike Jarrett, Billy Lechtenberg, Cody McCarthy, Jake Miller, Jeff Minnerly, Will Post, Jake Potter, Jordan Talley, Grant Williams, Caleb Worthington
IDAHO STATE: Justin Arias, Luke Austin, Austin Baker, Anthony Boyles, Jarrod Daniels, David Forester, Jack Francis, Brendon Garcia, Austin Graves, Donovan Henley, Josh Hill, Keelan McCaffery, Ethan Monroe, Jake Pele, Aaron Prier, Cody Sorensen, Jon Van Vliet
MONTANA: Bobby Alt, Ryan Fetherston, Sam Gratton, Josh Harris, Ben Hughes, Caleb McSurdy, Peter Nguyen, Steven Rominger, Alex Shaw, Bo Tully, Zack Wagenmann, Cam Warren
MONTANA STATE: Elvis Akpla, Tanner Bleskin, Conrad Burbank, Jason Cunningham, Deonte Flowers, Aleksei Grosulak, Rick Haluszka, Cody Kirk, Rob Marshall, DeNarius McGhee, Cole Moore, Rory Perez, Lee Perkins, Caleb Schreiber, Krui Siewing, Alex Singleton, Andrew Verlanic, Chase Young
NORTHERN ARIZONA: Ben Bachelier, Michael Czyz, Jeremy Dang, Michael Dosen, Drew Emanuel, Austin Hasquet, Jake Hess, Alex Mott, Dan Pela, Mana Purdy, Tevin Ray, R.J. Rickert, Deizon Walker, Robert Watson
NORTHERN COLORADO: Emmanuel (Jordan) Bible, Nicolas Candler, Devontae Chapple, Nicholas Hernon, Seth Lobato, Mason Puckett, Lexington Smith, Jake Solomon
PORTLAND STATE: Antwun Baker, Justin Engstrom, Mitch Gaulke, Nick Green, Drew Hubel, Adam Kieffner, DeShawn Shead, Ronnie Simmons, Myles Wade
SACRAMENTO STATE: Ben Cowger, Jake Croxdale, Trent Eskew, Henry Fernandez, Reese Heaslet, Augie Heath, Maika Maumau, Stephen Tezanos-Pinto, Markell Williams
WEBER STATE: Jordan Clemente, Curtis Cosgrove, Tony Epperson, Karl Finai, Mike Hoke, Brian Jankowski, Luke King, Matt Miller, Trevore Pletcher, Austin Raught, Shelton Robinson, Ceejay Santos, Darchon Taggart, Caldwell Taylor, Tevia Tolutau, CJ Tuckett, Marvin Walker

2012 ACADEMIC ALL-CONFERENCE

CAL POLY: Grant Goebel, Stephen Sippel, Kyle Zottneck
EASTERN WASHINGTON: Ashton Clark, Evan Cook, Steven Forgette, Zack Gehring, Rusty Haehl, Ronnie Hamlin, Ashton Miller, Jake Miller, Kevin Miller, Jeff Minnerly, Brandon Murphy, McKenzie Murphy, Kyle Padron, Jimmy Pavel, Will Post, Todd Raynes, Ryan Seto, Jordan Tonani, Miles Weatheroy, Grant Williams, Jake Withnell
IDAHO STATE: Luke Austin, Austin Baker, Michael Berger, Anthony Boyles, Mark Clampitt, Christian Diehm, Chris Edwards, David Forester, Brendon Garcia, Austin Graves, Donovan Henley, Josh Hill, Kurt Karstetter, Keelan McCaffrey, Ethan Monroe, Jake Pele, Colin Prestesater, Aaron Prier, Trevor Spence, Kevin Yost
MONTANA: Derek Crittenden, Herbert Gamba, Sam Gratton, Zach Gratton, Gavin Hagfors, Josh Harris, Nate Harris, Tyrone Holmes, Caleb Kidder, Chris Lider, Chase Naccarato, Peter Nguyen, Trevor Rehm, Steven Rominger, Shay Smithwick-Hann, Bo Tully, Zack Wagenmann, Cam Warren
MONTANA STATE: Tanner Bleskin, Matthew Devereux, Cole Moore, Chase Young, Rick Haluszka, A.J. Silva, Caleb Schreiber, Cody Kirk, Krui Siewing, DeNarius McGhee, Aleksei Grosulak, Lee Perkins
NORTH DAKOTA: Ross Brenneman, Brett Cameron, Baylee Carr, Spencer Cummings, Taylor Grant, Jon Heimler, Jake Hoercher,

Emmett Lynch, Ethan Magstadt, Jake Miller, Brian Otto, Will Ratelle, Seth Wisthoff, Casey Young
NORTHERN ARIZONA: Andy Bachelier, George Dunlap III, Drew Emanuel, Austin Hasquet, Jake Hess, Anthony Hughes, Zach McDonnell, Kyren Poe, Nick Ragland-Johnsen, Jayden Renning, R.J. Rickert
NORTHERN COLORADO: Jordan Bible, Nick Candler, Joe Carroll, Matt Gackle, Seth Lobato, Mason Puckett, Herve Tonye-Tonye
PORTLAND STATE: Nick Alexander, Brandon Brody-Heim, Kameron Canaday, Mitch Gaulke, Nick Green, Marquis Jackson, Gage Loftin, Jacob Nall, Nathan Snow, Alex Toureen
SACRAMENTO STATE: Ben Cowger, Trent Eskew, Smith Heath, T.J. Knowles, Mason Magleby, Darnell Sankey, Jaycee Totty, Markell Williams
SOUTHERN UTAH: Colton Cook, James Cowser, Dylan Fox, Mitch Jessop, Kouri Jones, Cody Larsen, Brad Meyer, Easton Pedersen, Russell Peterson, KC Rawlinson
UC DAVIS: Sean Davies, Kyle DeVaughn, Jabari Howard, Anthony Kasper, Colin Kelly, Mark Martindale, Dalton Turay
WEBER STATE: Jordan Clemente, Curtis Cosgrove, Tony Epperson, Brian Jankowski, Kela Marciel, Tyler McNannay, Shane Oliverson, Obi Owoh, Adam Padilla, Trevor Fletcher, Shelton Robinson, C.J. Tuckett

2013 ACADEMIC ALL-CONFERENCE

CAL POLY: Grant Goebel, Sullivan Grosz, Kyle Maddux, Stephen Sippel
EASTERN WASHINGTON: J.C. Agen, Blair Bomber, Jase Butorac, Ashton Clark, Samson Ebukam, Steven Forgette, Zack Gehring, Ronnie Hamlin, Terry Jackson II, Ashton Miller, Jake Miller, Kevin Miller, Brandon Murphy, Todd Raynes, Matthew Sommer, Jordan Talley, Miles Weatheroy, Zach Wimberly, Jake Withnell
IDAHO STATE: Justin Arias, Luke Austin, Mitch Beckstead, Michael Berger, Christian Biehm, Chris Edwards, David Forester, Brandon Garcia, Austin Graves, Chad Hansen, Kurt Karstatter, Keelan McCaffery, Jake Pele, Aaron Preier, Taylor Tagan, C.J. Reyes, Cody Sorensen, Trevor Spence, Hayden Stout, Tyler Wright
MONTANA: Derek Crittenden, Gavin Hagfors, Nate Harris, Aaron Held, Tyrone Holmes, Max Kelly, Danny Kistler Jr., Connor Lebsock, Chris Lider, Chase Naccarato, John Nguyen, Trevor Rehm, Steven Rominger, Shay Smithwick-Hann, Bo Tully, Zack Wagenmann, Cam Warren, Ben Weyer, Jamal Wilson
MONTANA STATE: Andy Austin, Jake Bleskin, Tanner Bleskin, Gunnar Brekke, Matthew Devereux, Preston Gale, Many Kalfell, Cody Kirk, Robert Marshall, DeNarius McGhee, Cole Moore, Chad Newell, Lee Perkins, Connor Thomas
NORTH DAKOTA: Baylee Carr, Devin Coyle, Jake Hoerchner, William James, Luke Mathewson, Zeb Miller, Joe Mollberg, Brian Otto
NORTHERN ARIZONA: Andrew Bachelier, Patrick Baldenegro, Drew Emanuel, Craig Frum, Austin Hasquet, Harrison Johnson, Kyren Poe, Hayden Renning, Alexander Tolliver, Kyle Walker, Robert Watson
NORTHERN COLORADO: Tyler Bloyer, Joseph Carroll, Matthew Gackle, Ryan Gackle, Isiah Jones, Seth Lobato, Taylor Risner, Jake Solomon, Tim Tancik, Derek Vander Velde
PORTLAND STATE: Brandon Brody-Heim, Xavier Coleman, Zack Dwyer, Dean Faddis, Mitch Gaulke, Josh Hanson, Tyson Heller, Cam Keizur, Marcus Kinsell, Joe Lopez
Kawaika Stant, Cam Thompson n, Alex Toureen, Jake Woolley
SACRAMENTO STATE: Casey Dakin, Trent Eskew, Derek Nielsen, Markell Williams
SOUTHERN UTAH: Chinedu Ahanonu, Jacob Allie, Chandler Allphin, Austin Anderson, Myles Carelock, Colton Cook, James Cowser, Andrew Eide, Jarom Healey, Kouri Jones, Joshua Kariya, Miles

Killebrew, Bradley Meyer, Easton Pedersen, Evan Ross, Anthony Sattiewhile, Michael Sharp, Joshua Talbot
UC DAVIS: Jabari Howard, Anthony Kaspar, Gabe Manzanares, Chris Schneider, Dalton Turay
WEBER STATE: Bo Bolen, Kellen Copeland, Braden Corpus, Tony Epperson, Carson Fackrell, Helan Heimuli, Luke King, Cameron Livingston, Cody McKague, Anthony Miles-Woods, Danny Mullarkey, Shane Oliverson, Adam Padilla, Tyler Parson, Cody Raymond, Shelton Robinson, Erik Walker, A.J. Wilcox

2014 ACADEMIC ALL-CONFERENCE

CAL POLY: Kaulin Blair, Joe Protheroe, Stephen Sippel
EASTERN WASHINGTON: Conner Baumann, Blair Bomber, Ashton Boothroyd, Mario Brown, Jase Butorac, Dylan Donohue, Samson Ebukam, Nick Foerstell, Jake Gall, Terence Grady, Ronnie Hamlin, Terry Jackson II, Cooper Kupp, Andre Lino, Jake Miller, Patiole Pesefea, Todd Raynes, Conner Richardson, Marcus Saugen, Nic Sblendorio, Matthew Sommer, Jordan Talley, Jay-Tee Tiuli, Jordan Tonani, Miles Weatheroy, Jordan West, Jake Withnell, Dylan Zylstra
IDAHO STATE: Justin Arias, Mitch Beckstead, Michael Berger, Micah Breland, A. Burtenshaw, Erik Collins, Chris Edwards, Jakori Ford, David Forester, Austin Graves, Hagen Graves, PJ Gremaud, Robby Mackesey, K. McCaffery, C.J. Reyes, Cody Sorensen, Hayden Stout
MONTANA: Kevin Berland, Ryan Burke, Derek Crittenden, Tyrel Garner, Harrison Greenberg, Nate Harris, Aaron Held, Jordan Hines, Logan Hines, Tyrone Holmes, Chris Lider, Robert Luke, Mike Ralston, Trevor Rehm, Mitch Saylor, Shay Smithwick-Hann, Zack Wagenmann
MONTANA STATE: Jake Bleskin, Gunnar Brekke, Quinn Catalano, Tyrone Fa'انونo, Deonte Flowers, Mitchell Herbert, Robert Marshall, Na'a Moeakiola, Cole Moore, Chad Newell, Lee Perkins, Connor Thomas
NORTH DAKOTA: Connor Bolduc, Baylee Carr, Alec Carrothers, Mat Cox, Brandon Dranka, Ben Henson, Jacob Holmen, William James Brian Latat, Luke Mathewson, Joe Mollberg, Kyle Norberg, Connor O'Brien, Dillon Olson, Brandon Walker, Kyle Woodsmall
NORTHERN ARIZONA: Andy Bachelier, Patrick Baldenegro, Craig Frum, Dan Galindo, Austin Hasquet, Dylan LaFrenz, Neal Murphy, Hayden Renning, Mo White II
NORTHERN COLORADO: Tyler Boyer, Seth Czapenski, Trevor Douglas, Ryan Gackle, Jean-Claude Madin Cerezo, Taylor Risner, Derek Vander Velde, Malcolm Whye, Zachary Wilkinson
PORTLAND STATE: Austin Baird, Xavier Coleman, Michael Doman, Beau Duronslet, Johnathan Gonzales, Josh Hanson, Cam Keizur, Marcus Kinsella, Josh Kraght, Joe Lopez, Jacob Nall, Dame Ndiaye, Justin Outslay, Kawika Stant, Alex Toureen
SACRAMENTO STATE: Austin Clark, Casey Dakin, Smith Heath, Tyler Meteer, Derek Nielsen
SOUTHERN UTAH: Chinedu Ahanonu, Ryan Allphin, Myles Carelock, Steven Clark, James Cowser, Chandler Dowell, Andrew Eide, Justin Falls, Mitchell Jessop, Kouri Jones, Joshua Kariya, Miles Killebrew Tate Lewis, Trever McFalls, Brady Measom, Nicholas Nissen, Keyan Norman, Easton Pedersen, Evan Ross, Michael Sharp, Joshua Talbot Pete Williams
UC DAVIS: Keelan Doss, Grant Hilton, Jordan Hoyt, Joey Legarbo, Chris Martin, Mark Martindale, Zach Pettit, Christian Schneider, Robert Taylor, Dalton Turay
WEBER STATE: Drew Bachelor, Bo Bolen, Jadrian Clark, Braden Corpus, Carson Fackrell, Helan Heimuli, TreVon Johnson, Chad Leckington, Adam Lewis, Cameron Livingston, Blake O'Neill, Shane Oliverson, Tyler Parson, Likio Pope, Emmett Tela, Mitch Tulane, Felix Woods

2015 ACADEMIC ALL-CONFERENCE

CAL POLY: Kaulin Blair, Stephen Sippel, Weston Walker
 EASTERN WASHINGTON: Conner Baumann, Henderson Belk, Curtis Billen, Zach Bruce, Kurt Calhoun, Jay Deines, Zach Eagle, Samson Ebukam, Mitch Fettig, Jake Gall, Terence Grady, Reilly Hennessey, Terry Jackson II, Alek Kacmarcik, Cole Karstetter, Cooper Kupp, Ketner Kupp, Josh Lewis, Andre Lino, Sam McPherson, Aaron Neary, Todd Raynes, Nic Splendorio, Stu Stiles, Jim Townsend, Miles Weatheroy, Nzuzi Webster, Jordan West, Keenan Williams, Jake Withnell
 IDAHO STATE: Micah Breland, Erik Collins, Chris Edwards, Jakori Ford, Hagen Graves, Kody Graves, Zak Johnson, Jake Pettit, Skyler Phillips, Trae Pilster, Michael Sanders, Drew Sharkey, Cody Sorensen, Hayden Stout, Andy Whittier, Tyler Wright
 MONTANA: Nate Bradley, Reese Carlson, Derek Crittenden, Tyrel Garner, Brady Gustafson, Nate Harris, Aaron Held, Tyrone Holmes, Connor Lebsock, Chris Lider, Robert Luke, Chase Naccarato, Mike Ralston, Ben Roberts, Yamen Sanders
 MONTANA STATE: Gunnar Brekke, Brandon Brown, Alex Eekhoff, Tyrone Fa'ano, Doug Hanson, Mitchell Herbert, Manny Kalfell, Will Krolcik, Bryson McCabe, Chad Newell, Connor Thomas
 NORTH DAKOTA: Dylan Bakker, Alec Carrothers, Mat Cox, Luke Fiedler, Jacob Francis, Jacob Holmen, William James, Brian Labat, Luke Mathewson, Kyle Norberg, Connor O'Brien, Dillon Olson, Tanner Palmborg, Will Ratelle, Luke Stanley, Keaton Studrud, Reid Taubenheim, Kyle Woodsmall
 NORTHERN ARIZONA: Jake Casteel, Brian Drulias, Harrison Goebel, Alex Martin, Zach McDonnell, Billy McEowen, Devon McPeek, Lorenzo Melvin, Neal Murphy, Tyler Shank
 NORTHERN COLORADO: Tyler Bloyer, Jacob Bobenmoyer, Marcus Forward II, Jacob Knipp, Keenan Leary, Michael McCauley, Keifer Morris, Taylor Risner, Bryan Stansbury, Theron Verna, Malcolm Whye, Zach Wilkinson
 PORTLAND STATE: Xavier Coleman, Jonathan Gonzales, Josh Hanson, Cam Keizur, Marcus Kinsella, Josh Kraught, Dame Ndiaye, John Norcross, Trent Riley, AJ Schlatter, Kawika Stant, Austin Wolff
 SACRAMENTO STATE: Nate Ketteringham, Austin Clark, John Wagstaff, John Cortez, Kyle Evanski, Malcolm Thomas, Tyleer Meteere
 SOUTHERN UTAH: Logan Baker, Chance Bearson, Evan Ross, Sione Fukofuka, Clarence Calhoun, Miles Killebrew, Tannon Pedersen, Michael Sharp, Camran Parhar, Joshua Talbot, Matthew Holley, Stuart Parker, Tyler Fenton, Jarom Healey, Michael Needham, Tate Lewis, Shadrach Ennis, Andrew Eide, Brady Measom, Taylor Nelson, Keyan Norman, James Cowser
 UC DAVIS: Mitch Cass, Ethan Hicks, Grant Hilton, Christian Schneider
 WEBER STATE: Drew Batchelor, Jadrian Clark, Braden Corpus, Treshawn Garrett, Tre'von Johnson, Chad Leckington, Brady May, Conor McMahan, Elias Miller, Iosua Opeti, Connor Shannon, Landon Stice, Mitch Tulane, Chandler Tunney

2016 ACADEMIC ALL-CONFERENCE

CAL POLY: Grant Caraway, David Chelsen, Colin Goebel, Tully McCalister, Carter Nichols, Sam Ogee, William Shipman
 EASTERN WASHINGTON: Roldan Alcobendas, Henderson Belk, Curtis Billen, Spencer Blackburn, Zach Bruce, Beau Byus, Kurt Calhoun, Samson Ebukam, Mitch Fettig, Jayce Gilder, Gage Gubrud, Reilly Hennessey, Sam Inos, Jonah Jordan, Alek Kacmarcik, Andrew Katzenberger, Cooper Kupp, Ketner Kupp, Dylan Ledbetter, Josh Lewis, Andre Lino, Sam McPherson, Brandon Montgomery, Tamarick Pierce, Tysen Prunty, Marcus Saugen, Nic Splendorio, Jack Sendelbach, Matthew Sommer, Stu Stiles, Jim Townsend, Keenan Williams, Jayson Williams, Zach Wimberly

IDAHO STATE: Braiden Beckman, Caleb Brown, Austin Campbell, Michael Dean, Jakori Ford, Hagen Graves, Mitch Gueller, Daniel Heck, Mason Jackson, Chris Miedema, Brandon Monroe, Matt Nelson, Jon Rhyeem Peoples, Jake Pettit, Trae Pilster, Drew Sharkey, Hayden Stout, Andy Whittier
 MONTANA: James Banks, Colin Bingham, Devon Dietrich, Evan Epperly, Brady Gustafson, Aaron Heid, Ryan Johnson, Robert Luke, Dante Olson, Tim Semenza, Makena Simis, Cy Sirmon, Jackson Thiebes, Reggie Tilleman, Eric Williams
 MONTANA STATE: Gabe Peppenger, Jered Padmos, Kevin Kassis, Mitchell Herbert, Tyler Bruggman, Ben Folsom, Bryson McCabe, Gunnar Brekke, Chad Newell, Marcus Ferriter, Josh Hill, Monte Folsom, Karl Tucker III
 NORTH DAKOTA: Luke Mathewson, Brian Labat, Connor O'Brien, Jacob Holmen, Tanner Palmborg, Noah Wanzek, Luke Fiedler, Joe Mollberg, Dylan Bakker, Austin Dussold, Luke Stanley, Alec Carrothers, Reid Taubenheim, Jake Disterhaupt, Stetson Carr, Kyle Norberg, Evan Holm, Keaton Studrud, Donnel Rodgers
 NORTHERN ARIZONA: Patrick Baldenegro, Jacob Casteel, Kourey Gabriel, Andrew Gose, Blake Kemp, Dylan La Frenz, Joe Logan, Billy McEowen, Devon McPeek, Lorenzo Melvin, Neal Murphy, Logan Palmer, Tyler Shank
 NORTHERN COLORADO: Olufisayo Awolaja, Sherand Boyd, Edward Gonzales, Joseph Layzell, Keenan Leary, Michael McCauley, Keifer Morris, Luke Nelson, Daniel Ryan, Thomas Singleton, Frank Stephens, Theron Verna
 PORTLAND STATE: Xavier Coleman, Michael Doman, Zack Dwyer, Josh Hanson, Dallas House, Cam Keizur, Marcus Kinsella, Josh Kraught, John Norcross, Justin Outslay, Trent Riley, Riley Shackelford, Austin Wolff, Ryan Wood
 SACRAMENTO STATE: Nolan Mercker, Nick Bianco, Nate Ketteringham, Lennard Cowans, Kyle Evanski, Tanner Kuljian, Andre Lindsey, Ricky Williams, John Wagstaff, Jonathan Bade, Oscar Nava, Ian Lauvai, Tyler Meteere
 SOUTHERN UTAH: Brady Meason, Tannon Pedersen, Josh Anderson, Zach Larsen, Mike Needham, Lloyd Stephens, Colin Greenhill, Tate Lewis, Logan Parker, PJ Nu'usa, Chance Bearson, Austin Mikkelson, Keita Calhoun, Anu Poleo, Jarmaine Doubs, Sione Fukofuka, Luke Hollingsworth, Jaron Healey, Josh Talbot, Evan Ross, Michael Sharp
 UC DAVIS: Mitch Casas, Christian Schneider, Kyle Sulka, Grant Hilton, Tiger Garcia, Wesley Preece, Brandon Jamison, Jared Harrell, Matt Blair
 WEBER STATE: Justus Brown, Stefan Cantwell, Jadrian Clark, Jacob DeMaio, Taylor Hintze, Tre'von Johnson, Cameron Livingston, Arnold Lopez, Brady May, Iosua Opeti, Connor Shannon, Brady Simpson, Auston Tesch, Chandler Tunney, Kawika Tupuola, Andrew Vollert, Jonah Williams

2017 ACADEMIC ALL-CONFERENCE

CAL POLY: David Chelsen, Colin Goebel, Jake Jeffrey, Jared Mohamed, Sam Ogee, Jake Smeltzer, Casey Sublette
 EASTERN WASHINGTON: Nicholas Blair, Brett Thompson, Zach Eagle, Dehonta Hayes, Sam McPherson, Tysen Prunty, Stu Stiles, Mitch Fettig, Henderson Belk, Spencer Blackburn, Cole Karstetter, Andre Lino, Kurt Calhoun, Tamarick Pierce, Calin Criner, Johnny Edwards IV, Josh Lewis, Jayson Williams, Conner Crist, Ketner Kupp, Jack Sendelbach, Curtis Billen, Nic Splendorio, Beau Byus, Brandon Montgomery, Jonah Jordan, Roldan Alcobendas, Jayce Gilder, Andrew Katzenberger, Dylan Ledbetter
 IDAHO STATE: Colton Belnap, Austin Campbell, Tanner Conner, Michael Dean, Alex Espinoza, Hagen Graves, Mitch Gueller, Daniel Heck, Jacob Johnson, Parker Johnson, Jacob Molenaar, Nathan

Page, JonRyheem Peoples, Skyler Phillips, Nathan Shubert, Dakota Wilson, Kieran Yancy
 MONTANA: James Banks, Colin Bingham, Josh Egbo, Evan Epperly, Gresch Jensen, Robert Luke, Cody McCombs, Dante Olson, Mike Ralston, Tim Semenza, Makena Simis, Cy Sirmon, Reggie Tilleman, Eric Williams
 MONTANA STATE: Troy Andersen, Kyle Finch, R.J. Fitzgerald, Ben Folsom, Colin Hammock, JoJo Henderson, Mitchell Herbert, Josh Hill, Michael Jobman, Kevin Kassis, Lewis Kidd, Dylan Mahoney, Derek Marks, Bryson McCabe, Jared Padmos, Gabe Peppenger
 NORTH DAKOTA: Logan Alm, Jordan Canady, Stetson Carr, Mat Cox, Jake Disterhaupt, Austin Dussold, Luke Fiedler, Chuck Flowers, Jacob Holmen, Noah Mortel, Oscar Nevermann, Tanner Palmborg, Hunter Pinke, Jake Rastas, Andre Steiger, Reid Taubenheim, Travis Toivonen, Noah Wanzek
 NORTHERN ARIZONA: Jake Casteel, Derek Arnson, Brian Barry, Jalen Cook, Harrison Goebel, Andrew Gose, Spencer, Havird, Jason Lower, Neal Murphy, Griffin Roehler, Tyler Shank, Stone Smartt
 NORTHERN COLORADO: Edward Gonzales, Michael McCauley, Sebastian Sanchez, Daniel Ryan, Keifer Morris, Collin Root, Joseph Layzell, William Stelzner, Kyle Ergenbright, Kasshawn Terrell, Xavier Dreiling, Sharand Boyd, Luke Nelson, Cody Wilson, Kody Mommaerts, Ellis Onic II, Keenan Leary
 PORTLAND STATE: Hayden Cowden, Beau Duronslet, Jalani Eason, Daniel Giannosa, Nathan Hawthorne, Josh Kraght, Justin Outslay, Trent Riley, Riley Shackelford, Korbin Sorensen, Ryan Wood, Noah Yunker
 SACRAMENTO STATE: Joseph Ajeigbe, Jonathan Bade, Nick Bianco, Brandon Boccaleoni, Lennard Cowans, Kyle Evanski, Quincy Jountti, Stone Sander, Nolan Merker, Tyler Meteere, Kevin Thomson
 SOUTHERN UTAH: Judd Cockett, Landen Measom, Taylor Nelson, Tannon Pedersen, Zach Larsen, Josh Anderson, Nick Colson, Chinedu Ahanonu, Lloyd Stephens, Manny Berz, Logan Parker, Mike Needham, Chance Bearson, PJ Nu'usa, McCoy Hill, Jalen Russell, Alex Croyle
 UC DAVIS: Derek Baljeu, Grant Hilton, Erik Holmer, Kyle Sulka, Ryan Martinez, Ryan Parenteau, Matt Blair, Marcus Cummins, Nick Fehrenbach, Tiger Garcia, Elias Jbeily, Max O'Rourke, Welsey Preece, Logan Montgomery
 WEBER STATE: David Ames, Jantz Arbon, Justus Brown, Stefan Cantwell, Tyler Downs, Cameron Hansen, Isiah Jackson, Tyler McPherson, Brady May, Connor Mortensen, Clay Moss, Preston Smith, Auston Tesch, Kawika Tupuola, Andrew Vollert, Ty Whitworth, Jonah Williams

2018 ACADEMIC ALL-CONFERENCE

CAL POLY: David Chelsen, Jake Jeffrey, Carter Nichols, Jake Smeltzer, Casey Sublette, Sam Ogee
 EASTERN WASHINGTON: Roldan Alcobendas, Brad Alexander, Henderson Belk, Spencer Blackburn, Andrew Boston, Beau Byus, Kurt Calhoun, Calin Criner, Mitch Fettig, Trent Harris, Dehonta Hayes, Darnell Hogan, Dylan Ingram, Mitchell Johnson, Jonah Jordan, Cole Karstetter, Andrew Katzenberger, Ketner Kupp, Dylan Ledbetter, Josh Lewis, Cale Lindsay, Sam McPherson, Matt Meyer, Brandon Montgomery, Darreon Moore, Tamarick Pierce, Tysen Prunty, Andre Slyter, Gunner Talkington, Jim Townsend, Keenan Williams, Jayson Williams
 IDAHO: Dylan Beeler, Alex Boatman, Josh Ellingson, Kaden Eliss Ed Hall, Micah Hamilton, Logan Kendall, Brandon Luckett, Kyle Perry, Mason Petrino, Isaiah Saunders, Cameron Townsend, Conner Vrba, Connor Whitney
 IDAHO STATE: Austin Campbell, Garrett Crane, Michael Dean, Kody Graves, Mitch Gueller, Jake Johnson, Matt Peterson, Kevin Ryan,

Nate Shubert, Dakota Wilson, Kieran Yancy, Daniel Heck, Colton Bennion, Tanner Conner

MONTANA: Eli Alford, Colin Bingham, Braydon Deming, Bryson Deming, Josh Egbo, Evan Epperly, Cam Humphrey, Skyler Martin, Michael Matthews, Michael McGinnis, Reid Miller, RJ Nelson, Dante Olson, Matt Rensvold, Mitch Roberts, Tim Semenza, Cy Sirmon, Dalton Sneed, Payton Stoner, Gabe Sulser, Reggie Tilleman, Marcus Welnel, Eric Williams, Adam Wilson

MONTANA STATE: Curtis Amos Jr., Troy Andersen, Tristan Bailey, John D'Agostino, Kyle Finch, Colin Hammock, Michael Jobman, Kevin Kassis, Lewis Kidd, Derek Marks, Callhan O'Reilly, Jered Padmos, Zach Redd, Coy Steel, Connor Wood

NORTHERN ARIZONA: Aaron Andrews, Derek Arnson, Brian Barry, Jake Casteel, Chase Laurita, Maxwell Michalczik, Justis Stokes, Anthony Sweeney

NORTHERN COLORADO: Trey Adams, Olufisayo Awolaja, Garrett Betty, Sherand Boyd, Darren DeLaCroix, Jean Desir, Aaron Harris, Jacob Knipp, Justice Littrell, Tyree McNeil, Luke Nelson, Sean Reemts, Collin Root, William Stelzner, Kashawn Terrell, Nicholas Vinson

PORTLAND STATE: Anthony Adams, Houston Barnes, Kenton Bartlett, Brady Brick, Larry Brister, Jalani Eason, Daniel Giannosa, Romeo Gunt, Nathan Hawthorne, Sirgeo Hoffman, Steffen Jacobsen, Ryan Lesch, Ben Niesner, Jake Porter, Jared Reed, Shawn Richard, Korbin Sorensen, Mataio Talalemotu, Noah Yunker

SACRAMENTO STATE: Armon Bailey, Nicolas Bianco, Bradon Boccaleoni, Joshua Cooper, Leonard Hazewood, Owen Hoolihan, Malik Jeter, Brysen Klinefelter, Tao McClinton, Abel Ordaz, Troy Stiefel, Kevin Thomson

SOUTHERN UTAH: Landen Measom, Taylor Nelson, Collin Parish, Judd Cockett, Somtochukwu Achebo, Logan Taylor, Lloyd Stephens, Zach Larsen, Chinedu Ahanonu, McCoy Hill, Elijah Givens, PJ Nu'usa, Manny Berz, Gavin Eyre, Alonzo (LJ) Davis, Logan Parker, Quaid Murray, Josh Anderson, Aaron Zwahlen, Jalen Russell, Chandler Dowell, Nick Colson, Alex Croyle

UC DAVIS: John Aloma, Matt Blair, Carson Crawford, Nick Fehrenbach, Tiger Garcia, Elias Jbelly, Ryan Martinez, Ryan Parenteau, Jordan Perryman, Wes Preece

WEBER STATE: David Ames, Justus Brown, Jake Constantine, Cameron Hansen, Ty Hinds, Doug Lloyd, Brady May, Conner Mortensen, Jared Schiess, Aaron Sessions, Ty Whitworth, Jonah Williams



Eastern Washington's Cooper Kupp was an Academic All-American in 2014 and 16.



Montana DT Derek Crittenden was an Academic All-American in 2014-15, and was a Rhodes Scholar finalist.



Montana State's Tanner Bleskin was an Academic All-American in 2012 and 2013.

The following Big Sky Conference football student-athletes were first or second team selections on the CoSIDA (College Sports Information Directors of America) Google Cloud Academic All-America Football teams:

1970
Greg Maloney, DE, Montana

1971
Brent McIver, OG, Boise State

1972
Steve Beller, P/PK, Idaho State

1973
Glenn Sparks, OG, Boise State

1975
Glenn Sparks, OG, Boise State

1976
Kim Kildew, DE, Idaho State
Kirk Stawser, LB, Boise State

1977
Steve Fisher, DE, Montana
Larry Friedrichs, OG, No. Arizona
Sam Miller, DB, Boise State

1978
Sam Miller, DB, Boise State
Allan Clark, RB, Northern Arizona
Jeff Fillmore, K, Idaho State

1979
Ed Cerkovnik, DB, Montana

1981
David Heppe, P, Nevada

1982
David Heppe, P, Nevada

1983
Boyce Bailey, DB, Idaho
Brian Salonen, TE, Montana

1984
Brent Koetter, DB, Idaho State
Dirk Nelson, P, Montana State
James Harrell, OG, Idaho State
Doug Kimball, DB, Montana State

1985
Don Leake, OT, Montana State
Pat Sullivan, DL, Montana

1987
Anders Larsson, K, Montana State
Scott Johnson, DT, No. Arizona
Mark Paffhausin, DB, Montana St.

1988
Anders Larsson, K, Montana State

Michael McGowan, LB, Montana
John Huestis, RB, Montana
Brad Salonen, TE, Montana
Rick Sullivan, DL, Montana
Bob Kimball, DB, Montana State

1989
Chris Baniszewski, WR, N. Arizona
Michael McGowan, LB, Montana
Derrick Isackson, OL, Montana St.

1990
Mike McGowan, LB, Montana
Kevin McKelvie, K, Nevada

1991
Steve Boyenger, DB, Idaho State
Larry Stayner, TE, Boise State
Kurt Schulz, DB, E. Washington

1992
Tim Otton, DL, Weber State

1993
Dave Dickenson, QB, Montana
Matt Wells, WR, Montana

1994
Dave Dickenson, QB, Montana
Matt Wells, WR, Montana

1995
Josh Branen, RB, Montana
Dave Dickenson, QB, Montana
Blaine McElmurry, FS, Montana
Matt Wells, WR, Montana

1996
Steve Mattson, DE, E. Washington
Trevor Bell, DB, Idaho State
Josh Branen, RB, Montana
Blaine McElmurry, DB, Montana
Devlan Geddes, DE, Montana State

1997
Jeff Ogden, WR, E. Washington
Steve Mattson, DE, E. Washington
Cam Quayle, TE, Weber State
Josh Branen, RB, Montana

1998
Justin Olson, WR, Montana
Mike MacKenzie, RB, E. Washington

1999
Chris Cain, DL, Portland State
Vince Huntsberger, DB, Montana
Dallas Neil, P/TE, Montana

2000
Chris Cain, Sr., Portland State
Vince Huntsberger, Jr., Montana
Ryan Johnson, So., Montana State
Matt Thuesen, Sr., Montana

2001
*Ryan Johnson, Jr., Montana State
Vince Huntsberger, Sr., Montana
Eric Damko, Sr., Northern Arizona
Ciche Pitcher, So., Montana
*Named Verizon Academic All-America of the Year

2002
Kyler Randall, Jr., E. Washington
Ryan Johnson, Sr., Montana State
Jon Montoya, Jr., Montana State
Mark Gould, Jr., N. Arizona

2003
Mark Gould, Sr., N. Arizona
Kyler Randall, Sr., E. Washington
Jon Montoya, Sr., Montana State

2004
Joey King, Jr., Portland State

2005
Joey King, Sr., Portland State
Travis Lulay, Sr., Montana State

2006
Jordan Senn, Jr., Portland State

2007
Jordan Senn, Sr., Portland State

2008
Beau Hadley, S, Jr., Weber State

2009
Beau Hadley, S, Sr., Weber State
Jacob Kragt, DL, Sr., E. Washington

2010
Erik Stoll, S, Sr., Montana

2011
Bobby Alt, DE, Sr., Montana
Ben Bachelier, OS, Sr., N. Arizona

Bryan Waldhauser, DT, Sr., Montana

2012
Tanner Bleskin, WR, Montana State
Jeff Minnerly DB, E. Washington

2013
Tanner Bleskin, WR, Montana State
Colton Cook, K, Southern Utah
James Cowser, DE, Southern Utah
Austin Hasquet, LB, N. Arizona

2014
Austin Hasquet, LB, N. Arizona
Derek Crittenden, DL, Montana
Austin Graves, DL, Idaho State
Cooper Kupp, WR, E. Washington

2015
Derek Crittenden, DL, Montana
Cody Sorensen, DB, Idaho State

2016
Cooper Kupp, WR, Eastern Washington

2017
Marcus Cummins, WR, UC Davis
Mitchell Herbert, WR, Montana State
Justin Outslay, OL, Portland State

2018
Tiger Garcia, DB, UC Davis
Ryan Parenteau, DB, UC Davis
Dakota Wilson, OL, Idaho State

Big Sky Football Record Book



RUSHING**Carries**

Game: 58, Paul Schafer, Montana State vs. Montana, 1968
 Season: 386, Charles Roberts, Sacramento State, 1998
 Career: 1,124, Charles Roberts, Sacramento State, 1997-2000

Net Rushing Yards

Game: 409, Charles Roberts, Sacramento State vs. Idaho State, 1999
 Season: 2,260, Charles Roberts, Sacramento State, 1998
 Career: 6,553, Charles Roberts, Sacramento State, 1997-00

Average Per Rush

Game: 26.0 (5 rushes, 130 yards), Alfredo Anderson, Idaho State vs. Chadron State, 1993 (minimum five rushes)
 Season: 8.4 (58 rushes, 488 yards), Tim Lappano, Idaho, 1975
 Career: 7.7 (383 rushes, 2,955 yards), Taiwan Jones, EWU, 2008-10

Rushing Touchdowns

Game: 7, Archie Amerson, Northern Arizona vs. Weber State, 1996
 Season: 25, Archie Amerson, NAU, 1996
 Career: 57, Charles Roberts, Sac St., 1997-00

Rushing Average Per Game

Season: 205.5 (11 games, 2,260 yards), Charles Roberts, Sac State, 1998
 Career: 159.8 (41 games, 6,553 yards), Charles Roberts, Sac State, 1997-00

PASSING**Completions**

Game: 47, Jamie Martin, Weber St. vs. Idaho State, 1991; Micahel Herrick, Northern Arizona vs. Eastern Washington, 2009; Kevin Yost, Idaho State vs Northern Colorado 2011; Brady Gustafson, Montana vs Cal Poly, 2016; Gage Gubrud, Eastern Washington vs. Central Arkansas, 2016
 Season: 386 Gage Gubrud, EWU, 2016
 Career: 996, Matt Nichols, Eastern Washington, 2006-09

Attempts

Game: 76, Matt Nichols, Eastern Washington vs. Stephen F. Austin, 2009
 Season: 570, Gage Gubrud, EWU, 2016
 Career: 1,608, Matt Nichols, EWU, 2006-09

Passes Intercepted

Game: 7, Steve Olson, Idaho vs. Washington, 1968; Mick Spoon, Idaho State vs. Montana, 1970
 Season: 24, Tom Lee, Idaho State, 1972; John Bonds, Northern Arizona, 1990
 Career: 56, Jamie Martin, WSU, 1989-92

Completion Percentage

Game: (Min. 15 attempts) .947 (18-of-19), Jeff Lewis, Northern Arizona vs. Cal State Northridge, 1995
 (Min 10 attempts): (13-13) Cole Bergquist,

Montana vs. Fort Lewis, 2007
 Season: .689 (222-of-322) Case Cookus, Northern Arizona, 2015
 Career: .673 (813-of-1,208) Dave Dickenson, Montana, 1992-95

Yards Passing

Game: 660, Braden Hanson, North Dakota vs. Montana, 2012
 Season: 5,160 Gage Gubrud, EWU, 2016
 Career: 12,616, Matt Nichols, EWU, 2006-09

Touchdown Passes

Game: 9, Drew Hubel, Portland State vs. Weber State, 2007.
 Season: 55, Vernon Adams, EWU, 2013
 Career: 110, Vernon Adams, EWU, 2012-14.

Average Passing Yards

Season: 379.6 (11 games, 4,176 yards), Dave Dickenson, Montana, 1995
 Career: 327.8 (18 games, 5,900 yards), Drew Miller, Montana, 1999-2000

Completions Per Game

Season: 31.7, (11 games, 349 comp.) Kevin Yost, Idaho State, 2012
 Career: 29.5 (22 games, 649 completions), Kevin Yost, Idaho State, 2011-12

Attempts/Interception Ratio

Season: .000 (Zero interceptions, 89 attempts) Khaleel Jenkins, Cal Poly, 2018
 Career: .015, (17 interceptions, 1,097 attempts), Erik Meyer, Eastern Washington, 2002-05

Passing Efficiency

Game: 322.3, (19-15-0, .789%, 354-yds., 5TDs) Jordan Johnson, Montana vs. North Dakota, Sept. 14, 2013
 Season: 184.9 (11 games, 222-322, 68.9%, 3,111 yards, 37 TD's) Case Cookus, Northern Arizona
 Career: 173.76 (37 games, 1,081-701-3, 64.8%, 10,433 yards, 110 TDs), Vernon Adams, Eastern Washington, 2012-14.

TOTAL OFFENSE**Total Plays**

Game: 85, Dave Dickenson, Montana vs. Idaho, 1995
 Season: 704, Gage Gubrud, EWU, 2016
 Career: 2,006, Travis Lulay, MSU, 2002-05.

Total Yards

Game: 655, Braden Hanson, North Dakota vs. Montana, 2012
 Season: 5,766, Gage Gubrud, EWU, 2016
 Career: 13,308, Matt Nichols, EWU, 2006-09.

Average Yards Per Play

Game: 46.0 (2 plays, 92 yards) Dennis Merritt, Eastern Washington vs. Cal Poly, 2018
 Season: 9.06 (618 plays, 5,599 yards), Vernon Adams, EWU, 2013
 Career: 8.5 (1,378 plays; 11,670 yards) Vernon Adams, Eastern Washington 2012-14

Average Yards Per Game

Season: 411.9 (14 games, 5,766 yards) Gage Gubrud, Eastern Washington, 2016
 Career: 334.1 (33 games, 11,026 yards), Gage Gubrud, Eastern Washington, 2015-18

Touchdowns

Game: 9, Drew Hubel, Portland State vs. Weber State, 2007
 Career: 121, Vernon Adams, Eastern Washington, 2012-14

ALL-PURPOSE YARDAGE**All Purpose Yards**

Game: 437, Ryan Fuqua, Portland State vs Eastern Wash., 2001
 Season: 2,520 Jesse Chatman, Eastern Washington, 2001
 Career: 7,112, Charles Roberts, Sac State, 1997-00

All Purpose Yards Per Game

Season: 229.1, Jesse Chatman, Eastern Washington, 2001
 Career: 184.6, (4,062 yards in 22 games), Archie Amerson, No. Arizona, 1995-96

RECEIVING**Receptions**

Game: 21, Jerry Louie-McGee, Montana vs. Cal Poly, 2016; David Pandt, Montana State vs. Eastern Washington, 1985
 Season: 119, Keelan Doss, UC Davis, 2018
 Career: 428, Cooper Kupp, Eastern Washington, 2013-16

Receiving Yards

Game: 333, Greg Hardin, North Dakota vs. Montana, 2012
 Season: 1,850, Brandon Kaufman, Eastern Washington, 2012
 Career: 6,464, Cooper Kupp, Eastern Washington, 2013-16.

Average Per Reception

Game: 60.7 (3 receptions, 182 yards vs. Cal State Northridge) Bashir Levingston, Eastern Washington, 1998
 Season: 26.3, (31 receptions, 814 yards), Brian Allen, Idaho, 1983
 Career: 24.1, (64 receptions, 1,541 yards), Vic Wallace, Idaho, 1981-82

Receiving Yards Per Game

Season: 152.2 (10 games, 1,522 yards), Ed Bell, Idaho State, 1969
 Career: 124.3 (52 games, 428 receptions), Cooper Kupp, EWU, 2013-16

Receptions Per Game

Season: 10.5 (11 games, 115 receptions), Keelan Doss, UC Davis, 2017
 Career: 8.2 (52 games, 428 receptions), Cooper Kupp, Eastern Washington

Receiving Touchdowns

Game: 5, Rod Marshall, Northern Arizona vs. Abilene Christian, 1995; DeAndre

Carter, Sac State vs. So. Oregon, 2013
Season: 21, Cooper Kupp, EWU, 2013
Career: 73, Cooper Kupp, EWU, 2013-16

PUNTING**Punts**

Game: 15, Tate Lewis, SUU, 2015.
Season: 101, Tony Epperson, WSU, 2013.
Career: 256, Case DeBruijn, ISU, 1978-81;
Cameron Kaman, No. Colorado, 2008-11

Punting Yards

Game: 661, Tate Lewis, SUU vs. Utah State, 2015
Season: 4,356, Tony Epperson, WSU, 2013.
Career: 11,184, Case de Bruijn, ISU, 1978-81

Yards Per Punt

Game: (Minimum of Five) - 61.5 (six for 369 yards), Eddie Johnson, Idaho State vs. Cal Poly, 2002
Season: 48.7 (56 punts, 2,727 yards), David Harrington, Idaho State, 2011
Career: 46.296; (125 punts, 5,787 yards), David Harrington, Idaho State, 2010-11

Blocked Punts

Game: 2, many times
Season: 3, many times
Career: 6, Dion Jergo, Idaho, 78-79,
Northern Arizona, 1982

PUNT RETURNS**Punt Returns**

Game: 9, Levander Segars, Montana vs Western Washington, 2001
Season: 46, Levander Segars, Montana, 2002/Tuff Harris, Montana, 2006
Career: 143, Levander Segars, UM, 2001-04

Punt Return Yards

Game: 216, Ricky Pearsall, Northern Arizona vs. Western New Mexico, 1996
Season: 667, Tuff Harris, Montana, 2006
Career: 1,441, Levander Segars, UM, 2001-04

Punt Return Average

Game: 54.5 (two returns, 109 yards), Tim Toone, Weber State, vs. Sac State, 2009.
Tavoy Moore, Idaho State vs. N. Colorado, 2010.
Season: 22.8 (11 returns, 251 yards), Carlis Harris, Idaho State, 1970
Career: 18.5 (21 returns, 388 yards), Randle Anderson, Weber State, 1969-70

Punt Return Touchdowns

Game: 2, Carlis Harris, Idaho State vs. Idaho, 1970; Ricky Pearsall, Northern Arizona vs. Western New Mexico, 1996; Bashir Levingston, Eastern Washington vs. Portland State, 1998; Corey Smith, MSU vs Sac State, 2003; Levander Segars, Montana vs NAU, 2003
Season: 4, Corey Smith, Montana St., 2003
Career: 5, Corey Smith, MSU 2001-03

KICKOFF RETURNS**Kickoff Returns**

Game: 11, Ken Dotson, Idaho vs. Houston, 1967
Season: 53, Aaron Woods, PSU, 2009
Career: 107, Bo Bolen, WSU, 09-10, 13-14.

Kickoff Return Yards

Game: 326, Bashir Levingston, Eastern Washington vs. St., 1998
Season: 1,314, Aaron Woods, PSU, 2009
Career: 2,665, Bo Bolen, WSU, 09-10, 13-14

Average Kickoff Return Yards

Season: 34.3, (19 returns, 651 yards), Rashid Shaheed, Weber State, 2018
Career: 30.0 (65 returns, 1,949 yards), Lamont Brightful, E. Wash., 1997-01

Kickoff Return Touchdowns

Game: 3, Bashir Levingston, Eastern Washington vs Sacramento State, 1998
Season: 3, Bashir Levingston, Eastern Washington, 1998; Jesse Hoffman, Eastern Washington 2010
Career: 5, Lamont Brightful, Eastern Washington, 1997-01

INTERCEPTIONS**Interceptions**

Game: 4, Ed Cerkovnik, Montana vs. Portland State, 1977; Mike Babb, Weber State vs. Idaho State, 1989; Matt Johnson, EWU vs. Portland State, 2009.
Season: 11, Karl Stein, Montana, 1969
Career: 23, Scott Shields, WSU, 1995-98

Interception Return Yards

Game: 140, K.J. Gerard, Northern Arizona vs. Weber State, 2004
Season: 233, Joe Larkin, Boise State, 1971
Career: 404, K.J. Gerard, NAU, 2004-08

Interception Return Average

Game: (Two or more) 70.0 (two returns, 140 yards), K.J. Gerard, Northern Arizona vs. Weber State 2004.
Season: 69.0 (two returns, 138 yards), Keian Davis, Sacramento St., 1997
Career: 26.1 (15 returns, 391 yards), Joe Larkin, Boise State, 1971-72

Interception Return TDs

Game: 2, Beau Smith, Idaho State, 1993; K.J. Gerard, Northern Arizona, 2004; Jeff Wheeler, Northern Arizona, 2006
Season: 3, Deion Harris, North Dakota, 2016
Career: 4, Joe Larkin, Boise State, 1971-72; Greg Anderson, Montana, 1973-76

SCORING**Points Scored**

Game: 42, Archie Amerson, Northern Arizona vs. Weber State, 1996
Season: 172, Jesse Chatman, EWU, 2001
Career: 464, Cooper Kupp, EWU, 2013-16

Touchdowns

Game: 7, Archie Amerson, Northern Arizona vs. Weber State, 1996
Season: 28, Geoff Mitchell, Weber State, 1991; Jesse Chatman, EWU, 2001; Trevyn Smith, WSU, 2008
Career: 77, Cooper Kupp, EWU, 2013-16

Extra-Point Kicks Made

Game: 11, Mike Hollis, Idaho vs. Lehigh,

1993; Kris Heppner, UM vs. WSU, 1999; Nick Fernandez, PSU vs. ISU, 2012; Luke Daly, MSU vs. UC Davis, 2014.
Season: 74, Kevin Miller, EWU, 2013;
Career: 212, Roldan Alcobendas, Eastern Washington, 2014-18

Extra-Point Kicks Attempted

Game: 11, Mike Hollis, Idaho vs. Lehigh, 1993; Kris Heppner, UM vs. WSU, 1999; Nick Fernandez, PSU vs. ISU, 2012; Luke Daly, MSU vs. UC Davis, 2014.
Season: 79, Kevin Miller, EWU, 2013.
Career: 220, Brody McKnight, Montana, 2008-11

Two-Point Extra Points Made

Game: 1, many times
Season: 3, Shawn Collins, No. Arizona, 1987; Trevor Shaw, Weber St., 1990; Sylvester Jones, Idaho St., 1991; Trey Stice, Idaho St., 1992; Charles Roberts, Sacramento State, 1999; Mitch Griebel, Montana State, 2014.
Career: 6, Trevor Shaw, WSU, 1989-93

Two-Point Extra Points Attempted

Game: 4, Jamie Martin, Weber State vs. Eastern Washington, 1990
Season: 10, Jamie Martin, WSU, 1992
Career: 27, Jamie Martin, WSU, 1989-92

Field Goals Made

Game: 8, Goran Lingmerth, Northern Arizona vs. Idaho, 1986
Season: 26, Tony Zendejas, Nevada, 1983
Career: 75, Dan Carpenter, UM, 2004-07

Field Goals Attempted

Game: 8, Goran Lingmerth, Northern Arizona vs. Idaho, 1986
Season: 33, Tony Zendejas, Nevada, 1982
Career: 105, Chris Snyder, UM, 2000-03

Kicking Points

Game: 24, Goran Lingmerth, Northern Arizona vs. Idaho, 1986
Season: 122, Chris Snyder, Montana, 2003
Career: 407, Dan Carpenter, UM, 2004-07

Defensive Extra Points

Game: 1, many times
Season: 2, Jackie Kellogg, Eastern Washington, 1990

LONG PLAYS**Non-Scoring Rush**

94, Sam McPherson, Eastern Washington at Northern Arizona, 2018

Scoring Rush

98, Johnny Gordon, Nevada vs. Montana St., 1984; Treshawn Garrett, Weber State vs. UC Davis, 2017

Non-Scoring Pass

82, Pat West to Ronnie White, Idaho vs. Sonoma State, 1991

Scoring Pass

99, John Bonds to Hendricks Johnson, Northern Arizona vs. Boise State, 1990; Jason Anderson from Todd

Bernett, Eastern Washington vs. Montana, 1994 Jimmy Blanchard to Terry Charles, Portland State vs. E. Washington, 1999

Non-Scoring Punt Return

81, Terence Barnes, Southern Utah vs. NAU, 2016

Scoring Punt Return

94, Randle Anderson, Weber State vs. North Texas State, 1971; Tuff Harris, Montana vs. Eastern Washington 2006; Marc Mariani, UM vs. ISU 2008; Tim Toone, WSU, vs. Sac State, 2009.

Punt

91, Jacob DeMaio, Weber State vs. Southern Utah, 2016

Non-Scoring Kickoff Return

93, Shaq Hill, Eastern Washington vs. Illinois State, 2012

Scoring Kickoff Return

100, 33 players tied, last by Rashid Shaheed, Weber State vs. Northern Colorado, 2018; Judd Cockett vs. Weber State, 2018

Non-Scoring Interception Return

90, Ole Olesen, Eastern Washington vs. Oregon State, 2000

Scoring Interception Return

100, Rob Pouliot, Montana State vs. Boise State, 1988; Jacori Rufus, Idaho State vs. Southern Utah, 1998; Ernie James, Idaho State vs Northern Colorado, 2003; D.J. Clark, Idaho State vs. Weber State, 2007; Dustin Tew, Idaho State vs. Weber State, 2010.

Field Goal Made

60, Terry Belden, Northern Arizona vs. Cal State Northridge, 1993; Pete Garcas, Idaho State vs. Cal State Northridge, 1998

Defensive PAT

100, Morgan Ryan, Montana State vs. Sam Houston State, 1991

CONSECUTIVE PLAYS

Rushes

11, Markeith Ross, Weber State vs. Nevada, 1993

Pass Completions

22, Rod Bockwoldt, Weber State vs. South Dakota State, 1976

Passes Without An Interception

342, Jimmy Blanchard, Portland St., 1999

Consecutive games with a TD catch

14, Cooper Kupp, WR, 2013.

Kick Conversions

127, Chris Snyder, Montana, 2001-03

Field Goals Made

14, Goran Lingmerth, Northern Arizona, 1986; Trey Tuttle,, Weber State, 2017

DEFENSIVE RECORDS

*Records begin in 2000, when the NCAA began officially recognizing tackles, tackles-for-loss and sacks.

Total Tackles

Game: 28, Chinedu Ahanonu, Southern Utah vs. Nevada, 2014.
Season: 176, J.C. Sherritt, Eastern Washington, 2010.
Career: 473, Ronnie Hamlin, Eastern

Washington, 2011-14.

Tackles For Loss

Game: 7.0, Brady Fosmark, Weber State vs. Sacramento State 2004

Season: 28.5 James Cowser, Southern Utah, 2014.

Career: 80, James Cowser, Southern Utah, 2012-2015.

Sacks

Game: 5.0, Zack Nash, Sacramento State vs. Idaho State, 2010 and 2011

Season: 19, Andy Petek, Montana, 2000

Career: 42.5, James Cowser, Southern Utah 2012-2015

Blocked Punts

Game: 2, Cyrus Igono, Northern Arizona vs. Montana State, 2007.

MISCELLANEOUS TEAM RECORDS

STREAKS

Most Consecutive Regular-Season Wins: 27, Montana, 2006-08

Most Consecutive Wins Overall: 24, Montana, 2001-02

Most Consecutive Wins, Conference: 25, Montana, 1999-02

Longest Regular Season Unbeaten Streak: 27, Montana, 2006-08

Longest Unbeaten Streak, Conference: 25, Montana, 1999-02

Most Consecutive Home Wins, Conference: 20, Montana, 1997-02 & 2005-10.

Most Consecutive Road Wins, Conference: 13, Montana, 1999-02

Most Consecutive Losses, Overall: 19, Idaho State, 1978-80

Most Consecutive Losses, Conference: 16, Idaho State, 1978-80

Most Consecutive Home Losses, Conference: 7, Montana State, 1999-00; Portland State 2016-17

Most Consecutive Road Losses, Conference: 28, Idaho State 2006-14

Most Consecutive Games Scored, Conference: 234, Montana, 1986-

Most Consecutive Shutout Losses, Conference: 2, Weber State, 1964; Idaho State, 1967

SINGLE-SEASON

Wins, Conference: 8, Eastern Washington and North Dakota, 2016; Eastern Washington, 2013, Montana 2009, Montana 2007; Montana 2006; Montana, 2000; Montana, 1996; Idaho, 1989;

Wins, Regular-Season: 11, Montana 2009, Montana 2007, Nevada, 1986; Montana, 1996; Montana 2001; Montana 2008

Wins, Regular-Season and Post-Season: 15, Montana, 2001

Losses, Conference: 8, Portland State, 2017; Northern Colorado 2013; Idaho State, 2012; Northern Colorado, 2011; Northern Colorado 2006; Montana State, 2000; Sacramento State, 1996; Idaho State, 1988; Montana State, 1987.

Losses, Regular-Season: 11, Northern Colorado 2007, 2011, 2013; Montana State, 2000; Idaho State, 1979, 1988, 2008; Portland State, 2017

Ties, Conference: 2, Idaho, 1975

Ties, Regular-Season: 2, Idaho, 1975

OFFENSE

RUSHING**Carries**

Game: 89, Cal Poly at Eastern Washington, 2015
Season: 779, Cal Poly, 2015

Net Rushing Yards

Game: 539, Northern Arizona vs. CS Northridge, 1973
Season: 4,260, Cal Poly 2015

Yards Per Rush

Game: 14.7 (30 attempts, 441 yards), Eastern Washington vs. Cal Poly, 2018
Season: 6.6 (580 attempts, 3,839 yards), Eastern Washington, 2018

Rushing Touchdowns

Game: 8, Idaho vs. Montana State, 1965; N. Arizona vs. CS Northridge, 1973; Weber State vs. Montana Western, 2017
Season: 44, Cal Poly, 2014

Rushing Yards Per Game

Season: 387.3 (11 games, 4,260 yards), Cal Poly, 2015

PASSING**Pass Attempts**

Game: 79, Idaho State vs. Portland State, 2004
Season: 620, EWU, 2016

Completions

Game: 53, Idaho State vs. Northern Colorado 2011
Season: 421, EWU, 2016

Passes Intercepted

Game: 10, Boise State vs. Montana, 1989
Season: 33, Idaho, 1969

Fewest Passes Intercepted

Season: 0, Cal Poly 2018

Completion Percentage

Game: .929 (13-of-14), Cal Poly vs. Portland State (Dano Graves), 2016
Season: .686 (242 of 353), Northern Arizona 2015

Passing Yards

Game: 660, North Dakota vs. Montana, 2012
Season: 5,614, EWU, 2016

Touchdown Passes

Game: 9, Portland State vs. Weber State, 2007

Season: 58, EWU, 2013.

Passing Yards Per Game

Season: 408.2 (11 games, 4,490 yards), Montana, 1995

Completions Per Game

Season: 33.6 (11 games, 370 comp.), Idaho State, 2012

Lowest Interception Percentage

Season: .000 (0 ints. in 119 attempts), Cal Poly, 2018

TOTAL OFFENSE**Total Plays**

Game: 111, Idaho vs. Pacific, 1968
Season: 1,079, E. Washington, 2014.

Total Yards

Game: 876, Weber State vs. Idaho State, 1985
Season: 8,002, EWU, 2013.

Yards Per Play

Game: 12.3 (48 plays, 591 yards), EWU vs. MSU, 2013.
Season: 7.7 (1,036 plays, 8,002 yards), EWU 2013.

Total Offense Per Game

Season: 580.9 (11 games, 6,390 yards), Weber St., 1991

Touchdowns

Game: 12, Montana State vs. Eastern Oregon, 1985
Season: 84, EWU, 2014.

PUNTING AND PUNT RETURNS**Punts**

Game: 15, Southern Utah vs. Utah State, 2015.
Season: 103, Weber St., 2013.

Punting Yards

Game: 661, Southern Utah vs. Utah State, 2011
Season: 4,382 Weber St., 2013

Punts Blocked

Game: 4, Montana State vs. Montana, 1987
Season: 4, Montana St., 1987; Idaho State, 2011; Eastern Washington 2014

Average Per Punt

Game: (minimum of four) 61.5 (six punts, 369 yards) Idaho State vs. Cal Poly, 2002
Season: 46.1 (66 punts, 3,044 yards), N. Arizona, 2002

Punts Returned

Game: 10, Boise State vs. Southern Oregon, 1970; Northern Arizona vs.

Western New Mexico, 1996; Weber State vs. Western State, 1996; Montana vs. Fort Lewis, 2007.
Season: 56, Montana, 2002

Punt Return Yards

Game: 322, Northern Arizona vs. W. New Mexico, 1996
Season: 630, Idaho State, 2002

Punt Return Average

Game: 65.0 (two returns, 130 yards), Eastern Washington vs. Portland State, 1998
Season: 24.2 (11 returns, 266 yards) Northern Colorado, 2015

Punt Return Touchdowns

Game: 3, Northern Arizona vs. Western New Mexico, 1996
Season: 4, Montana St., 2003

KICKOFF RETURNS**Kickoff Returns**

Game: 12, Idaho vs. Houston, 1967; Portland State vs. Weber State 2007.
Season: 77, Idaho State, 1987

Kickoff Return Yards

Game: 326, Eastern Washington vs. Sacramento State, 1998
Season: 1,577, Idaho State, 1987

Kickoff Return Average

Game: 65.2 (five returns, 326 yards), Eastern Washington vs. Sacramento State, 1998
Season: 28.1 (36 returns, 1,013 yards), Montana, 2003

Kickoff Return Touchdowns

Game: 3, Eastern Washington vs. Sacramento State, 1998
Season: 3, Idaho State, 1987; Montana State, 1993; Eastern Washington, 1998

INTERCEPTIONS**Interceptions**

Game: 10, Montana vs. Boise State, 1989
Season: 29, Montana St., 1973

Interception Return Yards

Game: 180, Montana vs. Portland State, 1977
Season: 480, Montana, 1988

Interception Return Average

Game: 100.0 (one return, 100 yards), Idaho State vs. Southern Utah, 1998; Idaho State vs. No. Colo., 2003
Season: 38.6 (7 returns, 270 yards) Sac State, 1997

Interception Return Touchdowns

Game: 4, Montana vs. Western State College, 2010
Season: 6, No. Arizona, 1985, 2013.

SCORING**Points Scored**

Game: 86, Montana State vs. Eastern Oregon, 1985
Game (two teams): 141, Weber State vs. Portland St., 2007
By a losing team: 68, Portland St. vs. Weber St (73), 2007.
Season: 647, Eastern Washington, 2018

Touchdowns

Game: 12, Montana State vs. Eastern Oregon, 1985
Game (two teams): 20, Weber State (10) vs. Portland State (10), 2007.
Season: 86, Eastern Washington, 2018

Extra-Point Kicks Made

Game: 11, Idaho vs. Lehigh, 1993; Idaho vs. Weber State, 1994; Portland State vs. Idaho State, 2012; Montana State vs. UC Davis, 2014
Season: 75, Eastern Washington, 2016 and 2018

Extra-Point Kicks Attempted

Game: 12, Montana State vs. Eastern Oregon, 1985
Season: 82, EWU, 2014

2-Point Conversions Made

Game: 3, Weber State vs. Idaho, 1992; Sacramento St. vs. Idaho St. 2011; Weber St. vs. Idaho St., 2012; Weber State vs. Sacramento State, 2017; Northern Colorado vs. UC Davis, 2018
Season: 11, Weber State, 1992

2-Point Conversions Attempted

Game: 6, Northern Colorado vs. Northern Arizona, 2018
Season: 14, Idaho State, 1969

Safeties Scored

Game: 2, Montana vs. Idaho State, 1985; Nevada vs. Idaho State, 1981; NAU vs. Montana, 1989; Weber St. vs. Idaho St, 1991
Season: 4, Idaho State, 1984; Northern Arizona, 1995; Montana 2008.

Field Goals Made



Led by quarterback Chris Brown, Cal Poly set numerous Big Sky team rushing records in 2015.

Game: 8, Northern Arizona vs. Idaho, 1986
Season: 26, Nevada, 1982

Field Goals Attempted

Game: 8, No. Arizona vs. Idaho, 1986
Season: 33, Nevada, 1982

FIRST DOWNS

Total First Downs

Game: 46, Weber State vs. Idaho State, 1991
Season: 372, EWU, 2016

First Downs Passing

Game: 31, Weber State vs. Idaho State, 1991
Season: 238, EWU, 2016

First Downs Rushing

Game: 32, Idaho vs. Weber State, 1976
Season: 237, Cal Poly, 2015

First Downs Penalty

Game: 11, Northern Arizona vs. Sacramento State, 1997
Season: 46, Northern Arizona, 2017

FUMBLES

Fumbles

Game: 10, Idaho vs. UM, 1975
Season: 55, Idaho, 1973

Fumbles Lost

Game: 8, Montana State vs. Weber State, 1972
Season: 34, Idaho, 1973

Fewest Fumbles Lost

Game: 0, many teams
Season: 3, Southern Utah, 2012, 2015, 2017; Montana State, 2017

PENALTIES

Penalties

Game: 21, Portland State vs. Idaho State, 2011
Season: 124, Weber St., 1985

Yards Penalized

Game: 209, Portland State vs. Idaho State, 2011
Season: 1,112, Idaho St., 2003

DEFENSE

RUSHING

Fewest Rushes Allowed

Game: 8, Weber State vs. Idaho State, 2012

Fewest Rush Yards Allowed

Game: minus 71, Montana State vs. Idaho State, 1966
Season: 658, N. Arizona, 2008

Fewest Yards Per Rush Allowed

Game: minus 2.9 (9 rushes, minus 26 yards), Montana vs. Idaho State, 2011
Season: 1.7 (398 rushes, 659 yards), Montana State, 1966

Fewest Rushing TDs Allowed

Season: 2, Montana St., 2009

Lowest Rushing Average Allowed

Season: 59.8 (11 games, 658, Northern Arizona, 2008)

PASSING

Fewest Attempts Allowed

Game: 0, Northern Colorado vs. Sacramento State, 2011
Season: 131, Montana St, 1963

Fewest Completions Allowed

Game: 0, by eight teams, last by Northern Colorado vs. Sacramento State, 2011
Season: 60, Montana St., 1963

Lowest Percentage Allowed

(At Least One Completion)
Game: .095 (2-21) Boise State vs. Montana State, 1973
Season: .266 (44-of-154), Weber State, 1964

Fewest Pass Yards Allowed

Game: 0, by 10 teams, last

by Northern Colorado vs Sacramento State, 2011
Season: 657, Idaho State, 1963

Fewest TD Passes Allowed

Season: 3, Montana State, 1967; Idaho State, 1972; Idaho State, 1975

Fewest Pass Yards Per Game

Season: 72.1, Montana, 1964

Fewest Completions PG Allowed

Season: 4.1 (10 games, 41 comp.), Montana St, 1964

Highest Int. Percentage

Season: .106 (29 int., 273 attempts), Montana St., 1973

TOTAL OFFENSE

Fewest Total Plays Allowed

Game: 27, Montana vs. British Columbia, 1963
Season: 482, Idaho State, 1963

Fewest Total Yards Allowed

Game: 2, Montana State vs. Idaho State, 1966
Season: 1,638, Idaho St., 1964

Fewest Yards PP Allowed

Game: 0.04 (56 plays, two yards) Montana State vs. Idaho State, 1966
Season: 3.4 (693 plays, 2,384 yards), Montana State, 1966

Lowest Total Off. Yards Per Game Allowed

Season: 182.0 (nine games, 1,638 yards), Idaho St., 1964

Fewest Touchdowns Allowed

Season: 12, Montana St., 1963

SCORING

Fewest Points Allowed

Season: 89, Montana St., 1963

Fewest Touchdowns Allowed

Season: 12, Montana State,

1963; Nevada, 1980

Fewest Kick PAT Made Allowed

Season: 6, Montana St., 1963

Fewest Kick PAT Att. Allowed

Season: 12, Montana State, 1963

FIRST DOWNS

Fewest First Downs Allowed

Game: 1, Weber State vs. Fort Lewis, 2007.
Season: 97, Northern Arizona, 1974

Fewest Rush 1st Downs Allowed

Game: 0, by nine teams, last by Weber State vs. Idaho State, 2012
Season: 38, Weber State, 1966

Fewest Pass 1st Downs Allowed

Game - 0, by 10 teams, last by Eastern Washington vs. North Dakota, 2014; Montana State vs. Portland State, 2017
Season: 24, Weber State, 1964

Fewest First Downs Penalty

Season: 3, Idaho St., 1963; UM, 1964; Montana St. 1964

FUMBLES

Fumble Recoveries

Game: 8, Weber State vs. Montana State, 1972; Idaho State vs. Weber State, 1972
Season: 33, Idaho State, 1972

INTERCEPTIONS

Passes Intercepted

Game: 10, Montana vs. Boise State, 1989
Season: 29, Montana St., 1973

BLOCKED PUNTS

Blocked Punts

Game: 4, Montana vs. Montana State, 1987
Season: 9, Montana, 1987

RUSHING - (BASED ON TOTAL YARDS)

No.	Name, School	Opponent, Season	Rushes	Yards	TD
1.	Charles Roberts, Sacramento State	vs. Idaho State, '99	39	409	5
2.	Ryan Fuqua, Portland State	vs. Eastern Washington, '01	46	393	3
3.	Joe Rubin, Portland State	vs. Northern Colorado, '05	47	356	5
4.	Russell Davis, Idaho	vs. Portland State, '81	20	345	4
5.	Charles Dunn, Portland State	vs. Hofstra, '00	39	324	3
6.	Jim Smith, Northern Arizona	vs. Cal State Northridge, '73	27	322	4
7.	Lucius Floyd, Nevada	vs. Montana State, '86	17	305	4
T8.	Jesse Chatman, Eastern Washington	vs. Sacramento State, '01	39	298	4
T8.	Don Hass, Montana State	vs. Weber State, '67	34	298	2
T10.	Archie Amerson, Northern Arizona	vs. Portland State, '96	39	289	3
T10.	C.J. Tuckett, Weber State	vs. Idaho State, '12	36	289	2
12.	David Jones, Portland State	vs. Montana State, '15	23	285	3
13.	Anthony Corley, Nevada	vs. Weber State, '82	39	282	3
14.	Archie Amerson, Northern Arizona	vs. Weber State, '96	32	281	7
15.	Markeith Ross, Weber State	vs. Nevada, '93	36	280	3
T16.	Jesse Chatman, Eastern Washington	vs. Cal State Northridge, '01	28	277	5
T16.	Charles Roberts, Sacramento State	vs. Montana State, '99	28	277	4
18.	Lee White, Weber State	vs. Idaho, '67	44	276	3
19.	Nick Whitworth, Idaho State	vs. Fort Lewis, '99	25	273	2
20.	Rex Prescott, Eastern Washington	vs. Northern Arizona, '97	25	272	3
T21.	Ryan Johnson, Montana State	vs. Idaho State, '01	36	271	3
T21.	Markeith Ross, Weber State	vs. Southern Utah, '93	39	271	4
T21.	Alfredo Anderson, Idaho State	vs. Montana State, '94	41	271	2
T24.	Marcus King, Northern Arizona	vs. Portland State, '01	46	270	1
T24.	Ryan Fuqua, Portland State	vs. Cal State Northridge	31	270	3



Northern Arizona's Archie Amerson

RECEPTIONS (BASED ON CATCHES)

No.	Name, School	Opponent, Season	Rec.	Yards	TD	Yds./Rec
T1.	Jerry Louie-McGee, Montana	vs. Cal Poly, 2016	21	155	2	7.38
T1.	David Prandt, Montana State	vs. Eastern Washington, 1985	21	169	1	8.0
3.	Cooper Kupp, Eastern Washington	vs. Northern Colorado, 2015	20	275	3	13.75
4.	Rick Gatewood, Montana State	vs. Portland State, 2005	19	196	2	10.3
T5.	David Romines, Cal State Northridge	vs. UC Davis, 1996	18	219	3	12.2
T5.	Nic Sblendorio, Eastern Washington	at Montana	18	189	1	10.5
T7.	Aaron Boyce, Eastern Washington	vs. Montana, 2007	17	232	1	13.6
T7.	Jerry Hendren, Idaho	vs. Southern Mississippi, 1969	17	238	4	14.0
T7.	Eddie Thompson, Idaho State	vs. Idaho, 2008	17	120	1	7.1
T10.	Keelan Doss, UC Davis	vs. Sacramento State, 2018	16	205	2	12.8
T10.	DeAndre Carter, Sacramento State	vs. Southern Utah, 2014	16	273	4	17.1
T10.	Mario D'Ambrosio, Portland State	vs. Eastern Washington, 2008	16	192	3	12.0
T10.	Kenny Golladay, North Dakota	vs. Northern Arizona, 2013	16	123	4	7.7
T14.	Cooper Kupp, Eastern Washington	vs. Oregon, 2015	15	246	3	16.4
T14.	Don Hutt, Boise State	vs. UC-Davis, 1973	15	227	1	15.1
T14.	Jerry Hendren, Idaho	vs. Idaho State, 1968	15	222	1	14.8
T14.	Keelan Doss, UC Davis	vs. Eastern Washington	15	208	1	13.9
T14.	Ed Bell, Idaho State	vs. Montana, 1969	15	167	2	11.1
T14.	Alfred Pupunu, Weber State	vs. Idaho State, 1991	15	166	2	11.1
T14.	Jerome Henry, Cal State Northridge	vs. Sacramento State, 1997	15	177	2	11.8
T14.	Josh Paffhausen, Montana	vs. St. Mary's, 1997	15	175	2	11.7
T14.	Drew Amerson, Cal State Northridge	vs. Weber State, 1999	15	147	1	9.8
T14.	Phil Swan, Weber State	vs. Utah State, 1980	15	125	0	6.3
T14.	Fred Amey, Sacramento State	vs. Eastern Washington, 2004	15	156	1	10.4
T14.	Derek Graves, Idaho State	vs. Northern Colorado, 2011	15	114	0	7.6
T14.	Derek Graves, Idaho State	vs. Air Force, 2012	15	118	0	7.9
T14.	Derek Graves, Idaho State	vs. Black Hills State, 2012	15	151	1	10.1



Idaho's Jerry Hendren

PASSING YARDS - (BASED ON TOTAL YARDS)

No.	Name, School	Opponent, Season	Att.-Comp.-Int.	Pct.	Yards	TD
1.	Braden Hanson, North Dakota	vs. Montana, '12	61-42-3	.689	660	5
2.	Jamie Martin, Weber State	vs. Idaho State, '91	62-47-2	.758	624	4
3.	Drew Hubel, Portland State	vs. Eastern Washington, '08	73-44-0	.603	623	5
4.	Vern Harris, Idaho State	vs. Montana, '85	67-31-3	.462	589	2
5.	Michael Herrick, Northern Arizona	vs. Eastern Washington '09	65-47-2	.723	574	4
6.	Brian Ah Yat, Montana	vs. Eastern Washington, '96	48-32-2	.667	560	4
7.	Dave Dickenson, Montana	vs. Idaho, '95	72-43-2	.597	558	5
8.	Garrett Safron, Sacramento St.	vs. Portland State, '13	50-34-1	.680	554	4
9.	Kevin McCarthy, Idaho State	vs. Southern Utah, '99	68-37-1	.544	553	5
10.	Jimmy Blanchard, Portland State	vs. Montana, '99	47-28-0	.595	550	3
11.	Gage Gubrud, Eastern Washington	at Montana, '17	65-44-1	.678	549	4
12.	Jamie Martin, Weber State	vs. Montana State, '92	58-40-2	.690	547	5
13.	Brad Otton, Weber State	vs. Northern Arizona, '93	44-25-0	.568	540	6
14.	Ammon Olson, Southern Utah	vs. Idaho State, '14	65-38-2	.568	528	3



North Dakota's Braden Hanson.

TOTAL OFFENSE - (BASED ON TOTAL YARDS)

No.	Name, School	Opponent, Season	Plays	Yards	TDR	Average/Play
1.	Braden Hanson, North Dakota	vs. Montana, '12	66	655	5	9.9
2.	Jamie Martin, Weber State	vs. Idaho State, '91	67	643	4	9.6
3.	Bryan Martin, Weber State	vs. Cal Poly, '95	59	614	6	10.4
4.	Garrett Safron, Sacramento State	vs. Montana State	50	609	5	12.18
5.	Drew Hubel, Portland State	vs. Eastern Washington '08	77	598	5	7.7
6.	Garrett Safron, Sacramento State	vs. Portland State, '13	58	596	6	10.3
7.	Vern Harris, Idaho State	vs. Montana, '85	77	587	3	7.6
8.	Dave Dickenson, Montana	vs. Idaho, '95	85	574	5	6.8
9.	Tanner Gueller, Idaho State	vs. Idaho, '18	41	573	8	13.9
10.	Jimmy Blanchard, Portland State	vs. Montana, '99	83	569	3	6.9
11.	Michael Herrick, Northern Arizona	vs. Eastern Washington, '08	68	568	4	8.4
12.	Brian Ah Yat, Montana	vs. Eastern Washington, '96	53	566	4	10.7
13.	Gage Gubrud, Eastern Washington	at Montana, '17	77	560	4	7.3
14.	Travis Lulay, Montana State	vs. Sacramento State, '04	75	556	4	7.4
15.	Gage Gubrud, Eastern Washington	vs. Washington State, '16	55	551	6	10.02
T16.	Brian Ah Yat, Montana	vs. Northern Arizona, '96	59	549	6	9.3
T16.	Dakota Prukop, Montana State	vs. Eastern Washington, '15	74	549	5	7.4



Sacramento State's Garrett Safron

ALL-PURPOSE YARDS - (BASED ON TOTAL YARDS)

No.	Name, School	Opponent, Season	Yards
1.	Ryan Fuqua, Portland State	vs Eastern Washington, 2001	437
2.	Greg Hardin, North Dakota	vs. Montana, 2012	420
3.	C.J. Tuckett, Weber State	vs. Northern Arizona, 2011	407
4.	Marc Mariani, Montana	vs. South Dakota State, 2009	389
5.	Shawn Johnson, Montana State	vs. Eastern Washington, 2014	374
6.	Treamelle Taylor, Nevada	vs Montana, 1989	372
7.	Chris Darrington, Weber State	vs Idaho State, 1986	367
8.	Joe Rubin, Portland State	vs. Northern Colorado, 2005	359
9.	Jim Smith, Northern Arizona	vs Cal State Northridge, 1973	358
10.	Ellis Henderson, Montana	vs. Sacramento State, 2013	357
11.	Bashir Levingston, Eastern Washington	vs Cal State Sacramento, 1998	353
12.	Jason Anderson, Eastern Washington	vs Montana, 1994	352
13.	Russell Davis, Idaho	vs Portland State, 1981	347
T14.	Bryant Eteuati, Weber State	vs. Portland State, 2007	341
T14.	Tyrone Taylor, Sacramento State	vs Cal State Northridge, 1997	341
16.	Henry Owens, Weber State	vs Western State, 1965	337
17.	Charles Dunn, Portland State	vs Hofstra, 2000	336
18.	Bo Bolen, Weber State	vs. Portland State, 2010	333
19.	Ryan Fuqua, Portland State	vs Fresno State, 2003	331
20.	Aaron Woods, Portland State	vs. Weber State, 2009	330



Montana State's Shawn Johnson

TOTAL OFFENSE



Montana's Dave Dickenson



Eastern Washington's Gage Gubrud

CAREER BESTS (BASED ON YARDS PER GAME AVERAGE)

Name, School	Seasons	G	Plays	Yds	TDR	Yd/P	Yd/Gm
1. Gage Gubrud, Eastern Washington	2015-18	33	1,424	11,026	101	7.7	334.1
2. Dave Dickenson, Montana	1992-95	35	1,539	11,513	116	7.5	328.94
3. Dakota Prukop, Montana State	2013-15	23	935	7,347	70	7.85	319.40
4. Vernon Adams, E. Washington	2012-14	37	1,378	11,670	80	8.5	315.4
5. Drew Miller, Montana	1999-00	18	708	5,628	121	7.9	312.67
6. Doug Nussmeier, Idaho	1990-93	39	1,556	12,027	108	7.7	308.38
7. Jamie Martin, Weber State	1989-92	41	1,837	12,287	93	6.7	299.68
8. Kevin Yost, Idaho State	2011-12	22	1,225	6,534	39	5.3	297.00
9. John Friesz, Idaho	1986-89	35	1,459	10,187	79	7.0	291.06
10. Garrett Safron, Sacramento State	2011-14	40	1,745	11,619	102	6.7	290.48
11. Bo Levi Mitchell, E. Washington	2010-11	26	1,121	7,547	72	6.7	290.27
12. Marcus Brady, Cal State Northridge	1998-00	33	1,583	9,454	83	5.9	286.48
13. Matt Nichols, Eastern Washington	2006-09	47	1,911	13,308	102	7.0	283.15
14. Brady Gustafson, Montana	2015-16	17	751	4,809	40	6.4	282.89
15. Vern Harris, Idaho State	1984-85	19	813	5,302	36	6.5	279.05
16. Travis Brown, Northern Arizona	1996-99	41	1,732	11,400	86	6.6	278.04
17. Ammon Olsen, Southern Utah	2014-15	24	1,049	6,590	54	6.3	274.6
18. Grady Bennett, Montana	1988-90	31	1,379	8,254	67	6.0	266.26
19. Erik Meyer, Eastern Washington	2002-05	42	1,373	10,942	91	8.0	260.52
20. Travis Lulay, Montana State	2002-05	47	2,006	12,190	81	6.1	259.36
21. Brian Ah Yat, Montana	1995-98	36	1,365	9,320	97	6.8	258.89
22. DeNarius McGhee, Montana State	2010-13	48	1,779	12,336	95	6.9	257.00
23. Dave Stireman, Weber State	1984-85	21	762	5,396	43	7.1	256.95
24. Cameron Higgins, Weber State	2007-10	48	1,678	12,258	105	7.3	255.38
25. Drew Hubel, Portland State	2007-11	24	911	6,358	42	6.7	254.67
26. John Bonds, Northern Arizona	1990-92	24	1,060	6,098	41	5.8	254.08
27. Ken Hobart, Idaho	1980-83	44	1,847	11,126	105	6.0	252.86
28. Tony Hilde, Boise State	1993-95	29	1,176	7,284	64	6.2	251.17
29. Ryan Leadingham, Sacramento St.	2001-02	23	929	5,771	33	6.2	250.91
30. Mike Machurek, Idaho State	1980-81	20	805	4,974	43	6.2	248.70

SEASON BESTS (BASED ON YARDS PER GAME AVERAGE)

Name, School	Season	G	Plays	Yds	TDR	Yd/P	Yd/Gm
1. Gage Gubrud, Eastern Washington	2016	14	704	5,766	53	8.2	#411.9
2. Jamie Martin, Weber State	1991	11	591	4,337	37	7.3	#394.27
3. Dave Dickenson, Montana	1995	11	544	4,209	41	7.7	#382.64
4. Vernon Adams, Eastern Washington	2014	10	480	3,768	41	7.9	376.8
5. Vernon Adams, Eastern Washington	2013	15	618	5,599	59	9.05	373.27
6. Bo Levi Mitchell, Eastern Washington	2011	11	558	4,009	33	7.2	#364.0
7. Dave Dickenson, Montana	1993	11	530	3,978	46	7.5	#361.63
8. Gage Gubrud, Eastern Washington	2017	10	504	3,578	31	7.1	357.8
9. Garrett Safron, Sacramento State	2014	12	552	4,241	38	7.7	#353.42
10. Erik Meyer, Eastern Washington	2005	12	502	4,224	30	8.4	352.0
11. Travis Lulay, Montana State	2004	11	602	3,856	23	6.4	350.54
12. John Friesz, Idaho	1989	11	464	3,853	31	8.3	#350.27
13. Aaron Flowers, CS Northridge	1997	9	456	3,132	26	6.7	#348.00
14. Dakota Prukop, Montana State	2015	11	502	3,822	39	7.6	347.5
15. Ken Hobart, Idaho	1983	11	578	3,800	37	6.6	#345.45
16. Dave Dickenson, Montana	1994	9	431	3,108	27	7.2	345.33
17. Justin Arias, Idaho State	2014	12	565	4,105	38	7.3	342.08
18. Dave Stireman, Weber State	1985	11	502	3,759	33	7.5	341.73
19. Brian Ah Yat, Montana	1996	11	501	3,744	45	7.2	#340.36
20. Jamie Martin, Weber State	1990	11	508	3,713	25	7.3	#337.55
21. Jake Maier, UC Davis	2017	11	492	3,648	27	7.4	331.6
22. Drew Miller, Montana	1999	10	394	3,315	32	8.4	331.50
23. Kevin Yost, Idaho State	2012	11	615	3,629	24	5.9	329.91
24. Aaron Flowers, Cal State Northridge	1996	11	488	3,622	34	7.4	329.27
25. Matt Nichols, Eastern Washington	2009	12	527	3,830	35	7.5	327.7
26. Dakota Prukop, Montana State	2014	11	433	3,525	31	8.1	320.5
27. Doug Nussmeier, Idaho	1993	11	400	3,514	41	8.8	319.45
28. Matt Nichols, Eastern Washington	2007	13	569	4,136	34	7.3	318.15
29. John Friesz, Idaho	1987	11	543	3,489	28	6.4	317.18
30. Tanner Gueller, Idaho State	2018	11	457	3,471	30	7.5	315.5

#Indicates NCAA FCS Leaders, +Indicates NCAA Division II Leader, *Indicates Still Active

TOTAL OFFENSE

SEASON ANNUAL CHAMPIONS (BASED ON YARDS PER GAME AVERAGE)

Name, School	Season	G	Plays	Yards	TDR	Yds/P	Yds/Gm
Lynn Smith, Weber State	1963	9	189	1,266	14	6.7	140.7
Mike Monahan, Idaho	1964	10	235	1,124	8	4.8	112.3
Don Neves, Idaho State	1965	9	204	1,008	7	4.9	112.0
Tim Jones, Weber State	1966	9	268	1,680	12	6.3	186.7
Lee White, Weber State	1967	10	284	1,378	9	4.9	137.9
Steve Olson, Idaho	1968	10	464	2,459	24	5.3	245.9
Jerry Dunne, Idaho State	1969	8	387	2,093	24	4.0	261.6
Jerry Dunne, Idaho State	1970	8	243	1,367	13	5.6	170.9
Eric Guthrie, Boise State	1971	11	355	2,148	22	6.1	195.3
Ron Autele, Boise State	1972	11	254	1,666	23	6.6	151.5
Jim McMillan, Boise State	1973	11	269	1,893	21	7.0	172.1
Jim McMillan, Boise State	1974	10	403	3,101	35	7.7	+310.1
Greg Stern, Boise State	1975	11	265	2,265	19	7.0	205.9
Rod Bockwoldt, Weber State	1976	11	386	2,269	24	5.9	206.3
Morris Bledsoe, Weber State	1977	10	308	1,748	9	5.7	174.8
Morris Bledsoe, Weber State	1978	11	365	1,865	15	5.2	169.5
Joe Aliotti, Boise State	1979	11	338	2,310	23	6.8	210.0
Mike Machurek, Idaho State	1980	11	442	2,329	20	5.3	211.7
Mike Machurek, Idaho State	1981	9	363	2,645	24	7.3	#293.9
Ken Hobart, Idaho	1982	11	553	3,280	30	5.9	298.2
Ken Hobart, Idaho	1983	11	578	3,800	37	6.6	#345.5
Kelly Bradley, Montana State	1984	11	598	3,455	35	5.8	314.1
Dave Stireman, Weber State	1985	11	502	3,759	33	7.5	341.7
Brent Pease, Montana	1986	10	499	3,094	34	6.2	#309.4
John Friesz, Idaho	1987	11	543	3,489	28	6.4	317.2
John Friesz, Idaho	1988	10	424	2,751	20	6.5	#275.1
John Friesz, Idaho	1989	11	464	3,853	31	8.3	#350.3
Jamie Martin, Weber State	1990	11	508	3,713	25	7.3	#337.6
Jamie Martin, Weber State	1991	11	591	4,337	37	7.3	#394.3
Doug Nussmeier, Idaho	1992	11	430	3,437	28	8.0	312.5
Dave Dickenson, Montana	1993	11	530	3,978	46	7.5	#361.6
Dave Dickenson, Montana	1994	9	431	3,108	27	7.2	345.3
Dave Dickenson, Montana	1995	11	544	4,209	41	7.7	#382.6
Brian Ah Yat, Montana	1996	11	501	3,744	45	7.5	#340.4
Aaron Flowers, Cal State Northridge	1997	9	456	3,132	26	6.7	#348.0
Brian Ah Yat, Montana	1998	10	435	2,944	30	6.8	294.4
Drew Miller, Montana	1999	10	394	3,315	32	8.4	331.5
Drew Miller, Montana	2000	8	314	2,313	15	7.4	289.1
Juston Wood, Portland State	2001	11	423	3,211	23	7.6	291.9
Josh Blankenship, E. Washington	2002	11	459	3,147	30	6.9	286.1
Jason Murrietta, Northern Arizona	2003	13	497	3,460	35	7.0	266.2
Travis Lulay, Montana State	2004	11	602	3,856	23	6.4	350.5
Erik Meyer, Eastern Washington	2005	12	502	4,224	30	8.4	352.0
Jason Murrietta, Northern Arizona	2006	11	412	2,872	36	7.0	261.1
Matt Nichols, Eastern Washington	2007	13	569	4,136	34	7.3	318.2
Cameron Higgins, Weber State	2008	14	520	4,400	38	8.5	314.3
Matt Nichols, Eastern Washington	2009	12	527	3,932	35	7.5	327.7
DeNarius McGhee, Montana State	2010	12	442	3,344	25	7.6	278.7
Bo Levi Mitchell, Eastern Washington	2011	11	558	4,004	35	7.2	#364.0
Kevin Yost, Idaho State	2012	11	615	3,629	24	5.9	329.9
Vernon Adams, Eastern Washington	2013	15	618	5,599	59	9.05	373.3
Garrett Safron, Sacramento State	2014	12	552	4,241	38	7.7	#353.4
Dakota Prukop, Montana State	2015	11	502	3,822	39	7.6	#347.5
Gage Gubrud, Eastern Washington	2016	14	704	5,766	53	8.2	#411.86
Gage Gubrud, Eastern Washington	2017	10	504	3,578	31	7.1	357.8
Tanner Gueller, Idaho State	2018	11	457	3,741	30	7.5	315.5

#Indicates NCAA FCS Leaders, +Indicates NCAA Division II Leader, *Indicates Still Active



Montana State's
Travis Lulay

CAREER LEADERS (YARDAGE)

Name, School	Season	Games	Yards
1. Matt Nichols, Eastern Washington	2006-09	47	13,308
2. DeNarius McGhee, Montana State	2010-13	48	12,336
3. Jamie Martin, Weber State	1989-92	41	12,287
4. Cameron Higgins, Weber State	2007-10	48	12,258
5. Travis Lulay, Montana State	2002-05	47	12,205
6. Doug Nussmeier, Idaho	1990-93	39	12,027
7. Vernon Adams, Eastern Washington	2012-14	37	11,670
8. Garrett Safron, Sacramento State	2011-14	40	11,619
9. Dave Dickenson, Montana	1992-95	35	11,513
10. Travis Brown, Northern Arizona	1996-99	41	11,400
11. Ken Hobart, Idaho	1980-83	44	11,126
12. Gage Gubrud, Eastern Washington	2015-18	33	11,026
13. Erik Meyer, Eastern Washington	2002-05	42	10,942

SEASON LEADERS (YARDAGE)

Name, School	Season	Games	Yards
1. Gage Gubrud, Eastern Washington	2016	14	5,766
2. Vernon Adams, Eastern Washington	2013	15	5,599
3. Cameron Higgins, Weber State	2008	14	4,400
4. Jamie Martin, Weber State	1991	11	4,337
5. Garrett Safron, Sacramento State	2014	12	4,241
6. Erik Meyer, Eastern Washington	2005	12	4,224
7. Dave Dickenson, Montana	1995	11	4,209
8. Matt Nichols, Eastern Washington	2007	13	4,136
9. Justin Arias, Idaho State	2014	12	4,105
10. Bo Levi Mitchell, Eastern Washington	2011	11	4,004
11. Craig Ochs, Montana	2004	15	3,985
12. Dave Dickenson, Montana	1993	11	3,978
13. Erik Meyer, Eastern Washington	2004	13	3,934

PASSING



Montana's Drew Miller



Idaho State's Justin Arias

CAREER BESTS (BASED ON YARDS PER GAME AVERAGE)

Name, School	Seasons	G	Att-Comp-Int	Pct.	Yards	TD	Comp/ Game	Yds/ Game
1. Drew Miller, Montana	1999-00	18	654-430-14	.657	5,900	46	23.9	327.78
2. Dave Dickenson, Montana	1992-95	35	1,208-813-26	.673	11,080	96	23.2	316.57
3. John Friesz, Idaho	1986-89	35	1,350-801-40	.593	10,697	77	22.9	305.63
4. Kevin Yost, Idaho State	2011-12	22	1,046-649-27	.620	6,668	39	29.5	303.09
5. Gage Gubrud, Eastern Wash.	2015-18	33	1,165-753-32	.646	9,984	87	22.8	302.5
6. Jamie Martin, Weber State	1989-92	41	1,544-934-56	.605	12,207	87	22.8	297.73
7. Vern Harris, Idaho State	1984-85	19	703-378-33	.538	5,503	33	19.9	289.63
8. Bo Levi Mitchell, Eastern Wash.	2010-11	26	1,008-618-28	.613	7,505	35	23.8	288.65
9. Vernon Adams, E. Washington	2012-14	37	1,081-701-51	.648	10,438	110	18.9	282.11
10. Brady Gustafson, Montana	2015-16	17	686-427-17	.607	4,769	37	25.1	280.5
11. Travis Brown, Northern Arizona	1996-99	41	1,577-888-42	.563	11,400	86	21.7	278.05
12. Doug Nussmeier, Idaho	1990-93	39	1,225-746-32	.609	10,824	91	19.1	277.54
13. Marcus Brady, CSNorthridge	1998-00	33	1,252-782-36	.625	9,124	75	23.7	276.48
14. Matt Nichols, Eastern Washington	2006-09	47	1,608-996-46	.619	12,616	96	21.2	268.43
15. Ammon Olsen, Southern Utah	2014-15	24	870-532-19	.611	6,388	47	22.2	266.2
16. John Bonds, Northern Arizona	1990-92	24	892-450-48	.504	6,274	38	18.8	261.42
17. Mark Hetherington, Idaho State	2003-04	22	842-468-28	.556	5,718	42	21.3	259.90
18. Brian Ah Yat, Montana	1995-98	36	1,190-729-39	.613	9,315	89	20.3	258.75
19. Mike Machurek, Idaho State	1980-81	20	703-384-27	.546	5,149	38	19.2	257.45
20. Cameron Higgins, Weber State	2007-10	48	1,511-935-53	.619	12,274	98	19.5	255.71
21. Greg Wyatt, Northern Arizona	1986-89	42	1,512-926-49	.613	10,697	70	22.1	254.69
22. Doug Baughman, Idaho State	2001-02	22	748-443-24	.574	5,574	41	20.1	253.36
23. Grady Bennett, Montana	1988-90	31	1,097-641-42	.584	7,778	55	20.7	250.90
24. Roger Cook, Weber State	1995-96	18	643-395-15	.614	4,451	20	20.3	247.27
25. Erik Meyer, Eastern Washington	2002-05	42	1,097-721-17	.657	10,261	84	17.2	244.31

SEASON BESTS (BASED ON YARDS PER GAME AVERAGE)

Name, School	Season	G	A-C-I	Pct	Yards	TD	Comp/ Game	Yds/ Game
1. Dave Dickenson, Montana	1995	11	455-309-9	.679	4,176	38	28.1	#379.64
2. Jamie Martin, Weber State	1991	11	500-310-17	.620	4,125	35	28.2	#375.00
3. Gage Gubrud, Eastern Washington*	2016	14	570-386-14	.677	5,160	48	27.6	368.60
4. John Friesz, Idaho	1989	11	425-260-8	.612	4,041	31	23.6	#367.36
5. Bo Levi Mitchell, E. Washington	2011	11	503-318-13	.632	4,009	33	28.9	#364.5
6. Aaron Flowers, CS Northridge	1997	9	404-255-10	.631	3,226	24	28.3	#358.44
7. Vernon Adams, E. Washington	2014	10	251-380-8	.661	3,483	35	25.1	348.3
8. Drew Miller, Montana	1999	10	368-240-8	.619	3,461	32	24.0	346.10
9. Justin Arias, Idaho State	2014	12	522-318-10	.609	4,076	38	26.5	#339.7
10. Dave Dickenson, Montana	1994	9	336-229-6	.682	3,053	24	25.4	#339.22
11. Jamie Martin, Weber State	1990	11	428-256-15	.598	3,700	23	23.3	#336.36
12. Kevin Yost, Idaho State	2012	11	349-553-15	.631	3,695	24	31.7	335.91
13. John Friesz, Idaho	1987	11	502-311-14	.619	3,677	28	28.3	#334.27
14. Gage Gubrud, E. Washington	2017	10	422-261-12	.618	3,342	26	26.1	334.2
15. Erik Meyer, E. Washington	2005	12	410-269-5	.565	4,003	30	22.4	333.58
16. Jake Maier, UC Davis	2017	11	446-306-10	.686	3,669	26	27.8	333.5
17. Vernon Adams, E. Washington	2013	15	486-319-15	.656	4,994	55	21.3	332.93
18. Dave Dickenson, Montana	1993	11	390-262-9	.672	3,640	32	23.8	330.91
19. Ken Hobart, Idaho	1983	11	477-268-19	.562	3,618	32	24.4	328.91
20. Brian Ah Yat, Montana	1996	11	432-265-16	.613	3,615	42	24.1	#328.64
21. Aaron Flowers, CS Northridge	1996	11	415-247-11	.595	3,540	30	22.5	321.82
22. Cameron Higgins, Weber State	2008	14	465-305-13	.656	4,477	36	21.8	319.78
23. Matt Nichols, E. Washington	2009	12	468-298-6	.651	3,830	33	24.8	319.16
24. Kelly Bradley, Montana State	1984	11	499-289-20	.579	3,508	30	26.3	318.91
25. Travis Lulay, Montana State	2004	11	490-269-9	.549	3,485	15	24.4	316.81
26. Vern Harris, Idaho State	1984	11	441-239-23	.542	3,469	18	21.7	315.36
27. Brady Gustafson, Montana	2016	9	396-260-8	.657	2,785	25	28.9	309.4
28. Travis Brown, No. Arizona	1996	11	411-223-9	.543	3,398	23	20.3	308.91
29. Travis Brown, No. Arizona	1997	11	474-274-19	.578	3,395	20	24.9	308.64
30. Brad Lebo, Montana	1991	11	457-252-12	.551	3,380	21	22.9	307.27
31. Mike Machurek, Idaho State	1981	9	313-188-11	.601	2,752	22	20.9	305.78
32. Brent Pease, Montana	1986	10	440-241-13	.547	3,056	30	24.1	305.60
33. Michael Herrick, No. Arizona	2009	11	407-270-8	.663	3,356	22	24.5	305.09
34. Jeff Lewis, Northern Arizona	1994	11	450-272-8	.604	3,355	26	24.7	305.00
T35. Jake Maier, UC Davis	2018	13	557-364-10	.654	3,931	34	28.0	302.40
T35. Marcus Brady, CS Northridge	1999	11	483-299-15	.619	3,326	24	27.2	302.40

#Indicates NCAA FCS Leader, +Indicates NCAA Division II Leader, *Indicates Still Active

PASSING

SEASON ANNUAL CHAMPIONS (BASED ON YARDS PER GAME AVERAGE)

Name, School	Season	G	A-C-I	Pct.	Yards	TD	Comp/ Game	Yards/ Game
Lynn Smith, Weber State	1963	9	158-66-6	.487	1,185	8	8.6	131.7
Mike Monahan, Idaho	1964	10	147-60-8	.408	965	6	6.0	96.5
Tim Jones, Weber State	1965	9	108-57-7	.528	848	8	6.3	94.2
Tim Jones, Weber State	1966	9	226-130-13	.575	1,737	11	14.4	193.0
Paul Waite, Weber State	1967	10	218-107-8	.490	1,212	7	10.7	121.2
Steve Olson, Idaho	1968	10	365-183-21	.501	2,591	19	18.3	259.1
Jerry Dunne, Idaho State	1969	8	262-120-11	.458	1,570	16	15.0	196.3
Jerry Dunne, Idaho State	1970	8	175-72-14	.411	1,018	8	9.0	127.3
Eric Guthrie, Boise State	1971	11	322-147-15	.457	2,147	19	13.4	195.2
Tom Lee, Idaho State	1972	10	266-111-24	.417	1,588	13	11.1	158.8
Jim McMillan, Boise State	1973	11	179-110-5	.615	1,525	17	10.0	138.6
Jim McMillan, Boise State	1974	10	313-192-15	.613	2,900	33	19.2	+290.0
Greg Stern, Boise State	1975	11	219-134-10	.612	2,000	15	12.2	181.8
Rod Bockwoldt, Weber State	1976	11	313-183-22	.588	2,268	17	16.6	206.2
Morris Bledsoe, Weber State	1977	10	262-138-10	.529	1,895	9	13.8	189.5
Morris Bledsoe, Weber State	1978	11	304-175-13	.576	2,128	14	15.9	193.4
Joe Aliotti, Boise State	1979	11	219-144-7	.658	1,870	19	13.1	170.0
Mike Machurek, Idaho State	1980	11	390-196-16	.503	2,397	16	17.8	217.9
Mike Machurek, Idaho State	1981	9	313-188-11	.601	2,752	22	20.9	#305.8
Ken Hobart, Idaho	1982	11	418-221-8	.528	3,058	24	20.1	278.0
Ken Hobart, Idaho	1983	1	477-268-19	.562	3,618	32	24.4	#328.9
Kelly Bradley, Montana State	1984	11	499-289-20	.579	3,508	30	26.7	318.9
Dave Stireman, Weber State	1985	11	378-206-18	.545	3,247	23	18.7	295.2
Brent Pease, Montana	1986	10	440-241-13	.548	3,056	30	24.1	305.6
John Friesz, Idaho	1987	11	502-311-14	.620	3,677	28	28.3	334.3
John Friesz, Idaho	1988	10	397-220-17	.554	2,874	18	22.0	#287.4
John Friesz, Idaho	1989	11	425-260-8	.611	4,041	31	23.6	#367.4
Jamie Martin, Weber State	1990	11	428-256-15	.598	3,700	23	23.3	#336.4
Jamie Martin, Weber State	1991	11	500-310-17	.620	4,125	35	28.2	#375.0
Jamie Martin, Weber State	1992	11	463-282-14	.609	3,207	20	25.6	291.5
Dave Dickenson, Montana	1993	11	390-262-9	.672	3,640	32	23.8	330.9
Dave Dickenson, Montana	1994	9	336-229-6	.681	3,053	24	25.4	#339.2
Dave Dickenson, Montana	1995	11	455-309-9	.679	4,176	38	28.1	#379.6
Brian Ah Yat, Montana	1996	11	432-265-16	.613	3,615	42	24.1	#328.6
Aaron Flowers, CS North.	1997	9	404-255-10	.631	3,226	24	28.3	#358.4
Brian Ah Yat, Montana	1998	10	386-278-15	.642	2,952	26	27.8	295.2
Drew Miller, Montana	1999	10	368-240-8	.652	3,461	32	24.0	346.1
Drew Miller, Montana	2000	8	286-190-6	.664	2,439	14	23.8	304.9
Justin Wood, Portland State	2001	11	366-218-5	.596	3,200	23	19.8	291.9
Josh Blankenship, E. Wash.	2002	11	418-250-7	.598	3,243	30	22.7	294.8
Jason Murrietta, No. Arizona	2003	13	412-243-12	.590	3,472	29	18.7	267.1
Travis Lulay, Montana State	2004	11	490-269-9	.549	3,485	15	24.4	316.8
Erik Meyer, E. Washington	2005	12	410-269-5	.656	4,003	30	22.4	330.6
Jason Murrietta, No. Arizona	2006	11	329-214-5	.650	2,827	34	19.5	257.0
Matt Nichols, E. Washington	2007	13	440-280-9	.636	3,744	34	21.5	288.0
Cameron Higgins, Weber State	2008	14	465-305-13	.656	4,477	36	21.8	319.8
Matt Nichols, E. Washington	2009	12	458-298-6	.650	3,830	33	24.8	319.2
DeNarius McGhee, Montana St.	2010	12	362-227-6	.627	3,163	23	18.9	263.6
Bo Levi Mitchell, E. Washington	2011	11	503-318-13	.632	4,009	33	28.9	#364.5
Kevin Yost, Idaho State	2012	11	663-349-15	.631	3,695	24	31.7	335.9
Vernon Adams, E. Washington	2013	15	486-319-15	.656	4,994	55	21.3	332.9
Justin Arias, Idaho State	2014	12	522-318-10	.609	4,076	48	26.5	#339.7
Jordan West, E. Washington	2015	10	230-356-8	.646	3,002	30	23.0	300.2
Gage Gubrud, E. Washington	2016	14	386-570-14	.677	5,160	48	27.6	368.6
Gage Gubrud, E. Washington	2017	10	422-261-12	.618	3,342	26	26.1	334.2
Jake Maier, UC Davis	2018	13	557-364-10	.654	3,931	34	28.0	302.4

#Indicates FCS Leader, +Indicates NCAA Division II Leader, *Indicates Still Active



Eastern Washington's
Matt Nichols

CAREER LEADERS (BASED ON YARDAGE)

Name, School	Season	Games	Yards
1. Matt Nichols, Eastern Washington	2006-09	47	12,616
2. Cameron Higgins, Weber State	2007-10	48	12,274
3. Jamie Martin, Weber State	1989-92	41	12,207
4. Travis Brown, Northern Arizona	1996-99	41	11,400
5. DeNarius McGhee, Montana State	2010-13	48	11,203
6. Dave Dickenson, Montana	1992-95	35	11,080
7. Doug Nussmeier, Idaho	1990-93	39	10,824
8. Travis Lulay, Montana State	2002-05	47	10,746
9. Jason Murrietta, Northern Arizona	2003-06	46	10,726
T10. John Friesz, Idaho	1986-89	35	10,697
T10. Greg Wyatt, Northern Arizona	1986-89	42	10,697

SEASON LEADERS (BASED ON YARDAGE)

Name, School	Season	Games	Yards
1. Gage Gubrud, Eastern Washington	2016	14	5,160
2. Vernon Adams, Eastern Washington	2013	15	4,994
3. Cameron Higgins, Weber State	2008	14	4,477
4. Dave Dickenson, Montana	1995	11	4,176
5. Jamie Martin, Weber State	1991	11	4,125
6. Justin Arias, Idaho State	2014	12	4,076
7. John Friesz, Idaho	1989	11	4,041
8. Bo Levi Mitchell, Eastern Washington	2011	11	4,009
9. Erik Meyer, Eastern Washington	2005	12	4,003
10. Jake Maier, UC Davis	2018	13	3,931
11. Matt Nichols, Eastern Washington	2009	12	3,830
12. Matt Nichols, Eastern Washington	2007	13	3,744

RUSHING



Sacramento State's Charles Roberts



Nevada's Frank Hawkins

CAREER BESTS (BASED ON YARDS PER GAME AVERAGE)

Name, School	Seasons	G	Rushes	Yards	TD	Yds/Rush	Yds/Gm
1. Charles Roberts, Sacramento St.	1997-00	41	1,124	6,553	57	5.8	159.83
2. Frank Hawkins, Nevada	1979-80	22	610	3,402	24	5.6	154.64
3. Archie Amerson, No. Arizona	1995-96	22	526	3,196	37	6.1	145.27
4. Charles Dunn, Portland State	1997-00	44	1,098	6,007	54	5.5	136.52
5. Jesse Chatman, E. Washington	1999-01	31	627	4,173	48	6.7	134.61
6. Zach Bauman, Northern Arizona	2010-13	45	1,003	5,132	46	5.1	114.04
7. Sherriden May, Idaho	1991-94	33	689	3,748	50	5.4	113.58
8. Chris Jackson, Boise State	1986-87	16	302	1,805	17	6.0	112.81
9. DJ Adams, Portland State	2012-13	23	420	2,572	31	6.1	111.83
10. Ryan Fuqua, Portland State	2001-04	43	915	4,730	41	5.2	110.00
11. Lee White, Weber State	1965-67	28	648	3,062	34	4.7	109.36
12. Johnnie Gray, Weber State	2000-01	20	442	2,167	22	4.9	108.35
13. Trevyn Smith, Weber State	2006-09	47	996	5,029	43	5.1	107.00
14. Charvez Foger, Nevada	1985-88	42	854	4,484	52	5.3	106.76
15. Gabe Manzanares, UC Davis	2013-14	20	408	2,116	15	5.2	105.80
15. Fine Unga, Weber State	1987-88	22	406	2,298	19	5.7	104.45
16. Yo Humphery, Montana	1998-01	39	746	4,070	43	5.5	104.36
17. Don Hass, Montana State	1965-67	29	574	2,954	29	5.1	101.86
18. Cedric Minter, Boise State	1977-80	44	752	4,475	37	6.0	101.70

SEASON BESTS (BASED ON YARDS PER GAME AVERAGE)

Name, School	Season	G	Rushes	Yards	TD	Yds/Rush	Yds Game
1. Charles Roberts, Sacramento State	1998	11	386	2,260	19	5.9	#205.45
2. Jesse Chatman, Eastern Washington	2001	11	285	2,096	24	7.4	#190.55
3. Archie Amerson, Northern Arizona	1996	11	333	2,079	25	6.2	#189.00
4. Charles Roberts, Sacramento State	1999	11	303	2,082	22	6.8	#188.54
5. Joe Protheroe, Cal Poly	2018	11	363	1,810	13	4.9	#164.50
6. Charles Dunn, Portland State	2000	11	302	1,792	21	5.9	#162.90
7. Frank Hawkins, Nevada	1980	11	307	1,719	9	5.2	#156.27
8. Joe Rubin, Portland State	2005	11	345	1,702	17	4.9	154.72
9. Frank Hawkins, Nevada	1979	11	293	1,683	13	5.7	#153.00
10. Don Hass, Montana State	1966	10	256	1,499	20	5.7	149.90
11. Rex Prescott, Eastern Washington	1997	10	212	1,494	12	7.0	149.40
12. Morgan Welch, Weber State	1998	11	305	1,629	13	5.3	148.09
13. Charles Roberts, Sacramento State	2000	11	296	1,624	14	5.5	147.60
14. Taiwan Jones, Eastern Washington	2010	12	221	1,742	14	7.9	145.16
15. Ryan Fuqua, Portland State	2001	11	210	1,586	15	7.6	144.18
16. Johnnie Gray, Weber State	2001	11	305	1,571	15	5.2	142.82
17. Charles Dunn, Portland State	1998	11	291	1,561	9	5.4	141.91

#Indicates NCAA FCS Leader, +Indicates NCAA Division II Leader, *Indicates Still Active

RUSHING

SEASON ANNUAL CHAMPIONS
(BASED ON YARDS PER GAME AVERAGE)

Name, School	Season	G	Att.	Yards	TD	Y/R	Yds/Gm
Don Sundling, Montana State	1963	9	105	672	0	6.4	74.7
Dave Miller, Montana State	1964	10	159	688	4	4.3	68.8
Ray McDonald, Idaho	1965	10	213	1,002	15	4.7	100.2
Don Hass, Montana State	1966	10	256	1,499	20	5.7	149.9
Lee White, Weber State	1967	10	284	1,378	9	4.9	137.8
Paul Schafer, Montana State	1968	10	277	1,199	10	4.3	119.9
Sam Gibson, Weber State	1969	10	223	987	12	4.4	98.7
Arnie Blancas, Montana	1970	10	159	855	8	5.4	85.5
Steve Caputo, Montana	1971	11	185	1,253	6	6.7	113.9
Wayne Edwards, Montana State	1972	11	168	839	5	4.9	76.3
Jim Smith, Northern Arizona	1973	10	243	1,265	11	5.1	126.5
Steve Kracher, Montana State	1974	10	160	1,034	9	6.5	103.4
Steve Kracher, Montana State	1975	10	299	1,387	7	4.6	138.7
Carl Golden, Northern Arizona	1976	9	163	731	6	4.5	81.2
Delmar Jones, Montana State	1977	10	200	1,050	9	5.3	105.0
Cedric Minter, Boise State	1978	11	258	1,526	9	5.9	138.7
Frank Hawkins, Nevada	1979	11	293	1,683	13	5.7	#153.0
Frank Hawkins, Nevada	1980	11	307	1,719	9	5.2	#156.3
Russell Davis, Idaho	1981	10	140	1,117	11	8.0	111.7
Anthony Corley, Nevada	1982	11	227	1,198	6	5.3	108.9
Anthony Corley, Nevada	1983	9	231	1,006	6	4.4	111.8
Jon Francis, Boise State	1984	11	234	1,025	9	4.4	93.2
Charvez Foger, Nevada	1985	10	179	1,241	14	6.9	124.1
Lucius Floyd, Nevada	1986	11	159	1,066	9	6.7	96.9
Chris Jackson, Boise State	1987	11	202	1,273	1	6.3	115.7
Charvez Foger, Nevada	1988	11	298	1,284	12	4.3	116.7
Dominic Corr, E. Washington	1989	9	181	796	5	4.4	88.5
Devon Pearce, Idaho	1990	11	267	1,393	15	5.2	126.6
Geoff Mitchell, Weber State	1991	11	239	1,170	24	4.9	106.4
Sherriden May, Idaho	1992	11	237	1,111	21	4.7	101.0
Sherriden May, Idaho	1993	11	221	1,267	20	5.7	115.2
Sherriden May, Idaho	1994	11	231	1,370	9	5.9	124.6
Alfredo Anderson, Idaho State	1995	11	208	1,192	11	5.7	108.3
Archie Amerson, N. Arizona	1996	11	333	2,079	25	6.2	189.0
Rex Prescott, E. Washington	1997	10	212	1,494	12	7.0	149.4
Charles Roberts, Sac State	1998	11	386	2,260	19	5.9	#205.5
Charles Roberts, Sac State	1999	11	303	2,082	22	6.8	#188.5
Charles Dunn, Portland State	2000	11	302	1,792	21	5.9	162.9
Jesse Chatman, E. Washington	2001	11	285	2,096	24	7.4	#190.5
Ryan Fuqua, Portland State	2002	11	305	1,283	10	4.2	116.6
Nick Chournos, Weber State	2003	12	297	1,649	13	5.6	137.4
Ryan Fuqua, Portland State	2004	10	193	1,021	9	5.3	102.1
Joe Rubin, Portland State	2005	11	345	1,702	17	4.9	154.7
Trevyn Smith, Weber State	2006	11	205	1,129	8	5.5	102.6
Trevyn Smith, Weber State	2007	11	262	1,314	7	5.0	119.5
Trevyn Smith, Weber State	2008	14	295	1,585	21	5.4	113.2
Alex Henderson, N. Arizona	2009	11	253	1,166	12	5.2	106.0
Taiwan Jones, E. Washington	2010	12	221	1,742	14	7.9	145.2
Zach Bauman, N. Arizona	2011	11	271	1,435	15	5.3	130.5
Deonte Williams, Cal Poly	2012	12	231	1,506	12	6.5	125.5
DJ Adams, Portland State	2013	12	256	1,600	19	6.2	133.3
Xavier Finney, Idaho State	2014	12	259	1,495	14	5.8	124.6
*John Santiago, North Dakota	2015	11	223	1,459	16	6.5	132.6
*Joe Protheroe, Cal Poly	2016	11	252	1,334	13	5.3	121.3
Jared Mohamed, Cal Poly	2017	11	268	1,172	4	4.4	106.5
Joe Protheroe, Cal Poly	2018	11	363	1,810	13	4.9	#164.5



Portland State's Chip Dunn

CAREER RUSHING LEADERS
(BASED ON YARDAGE)

Name, School	Seasons	Games	Yards
1. Charles Roberts, Sacramento State	1997-00	41	6,553
2. Charles Dunn, Portland State	1997-00	44	6,007
3. Zach Bauman, Northern Arizona	2010-13	45	5,132
4. Trevyn Smith, Weber State	2006-09	47	5,029
5. Ryan Fuqua, Portland State	2001-04	44	4,730
6. Charvez Foger, Nevada	1985-88	42	4,484
7. Cedric Minter, Boise State	1977-80	44	4,475
8. Joe Protheroe, Cal Poly	2014-18	43	4,271
9. Jesse Chatman, E. Washington	1999-01	31	4,173
10. Chase Reynolds, Montana	2007-10	52	4,057
11. Lex Hilliard, Montana	2003-07	49	4,016
12. Marcus King, Northern Arizona	1998-01	42	3,794
13. Sherriden May, Idaho	1991-94	33	3,748
14. Ryan Johnson, Montana State	1999-02	41	3,646
15. Xavier Finney, Idaho State	2012-15	46	3,542
16. Chris Thomas, Boise State	1988-91	44	3,493

SEASON RUSHING LEADERS
(BASED ON YARDAGE)

Name, School	Season	Games	Yards
1. Charles Roberts, Sacramento State	1998	11	2,260
2. Jesse Chatman, Eastern Washington	2001	11	2,096
3. Charles Roberts, Sacramento State	1999	11	2,082
4. Archie Amerson, Northern Arizona	1996	11	2,079
5. Joe Protheroe, Cal Poly	2018	11	1,810
6. Charles Dunn, Portland State	2000	11	1,792
7. Taiwan Jones, Eastern Washington	2010	12	1,742
8. Frank Hawkins, Nevada	1980	11	1,719
9. Joe Rubin, Portland State	2005	11	1,702
10. Frank Hawkins, Nevada	1979	11	1,683
11. Nick Chournos, Weber State	2003	12	1,649
12. Morgan Welch, Weber State	1998	11	1,629
13. Charles Roberts, Sacramento State	2000	11	1,624
14. DJ Adams, Portland State	2013	12	1,600
15. Trevyn Smith, Weber State	2008	14	1,585
16. Chase Reynolds, Montana	2008	16	1,573
17. Charles Dunn, Portland State	1998	11	1,561

#Indicates NCAA FCS Leader, +Indicates NCAA Division II Leader, *Indicates Still Active

ALL-PURPOSE



Northern Arizona's
Zach Bauman



Idaho State's
Merrill Hoge

CAREER BESTS (BASED ON YARDS PER GAME AVERAGE)

Name, School	Seasons	G	Rush Yards	Rec Yards	PR Yards	KO Yards	Total Yards	Yds/ Game
1. Archie Amerson, No. Arizona	1995-96	22	3,196	484	0	382	4,062	184.64
2. Aaron Woods, Portland State	2008-09	22	17	1,563	95	2,222	3,897	177.14
3. Charles Roberts, Sac State	1997-00	41	6,553	382	12	165	7,112	173.46
4. Greg Hardin, North Dakota	2012-13	22	27	2,298	0	1,360	3,685	167.50
5. Fine Unga, Weber State	1987-88	22	2,298	391	7	967	3,663	166.50
6. John Santiago, North Dakota	2015-17	34	3,159	962	272	1,847	6,240	162.91
7. Frank Hawkins, Nevada	1979-80	22	3,402	172	0	0	3,574	162.45
8. Taiwan Jones, E. Washington	2008-10	31	2,955	906	29	1,134	5,024	162.06
9. Ryan Fuqua, Portland State	2001-04	43	4,730	819	0	982	5,183	157.06
10. Jesse Chatman, E. Washington	1999-01	31	4,173	614	0	5	4,791	154.5
11. Charles Dunn, Portland State	1997-00	44	6,007	626	0	0	6,633	150.75
12. Treاملة Taylor, Nevada	1989-90	22	0	1,926	662	687	3,275	148.86
13. Fred Amey, Sacramento State	2001-04	43	34	4,049	573	1,687	6,343	147.51
14. Chris Jackson, Boise State	1986-87	16	1,805	388	0	167	2,360	147.50
15. Sam Gipson, Weber State	1968-69	19	1,722	252	0	692	2,667	140.37
16. Zach Bauman, No. Arizona	2010-13	45	5,132	1,181	3	0	6,316	140.36
17. Ed Bell, Idaho State	1967-69	24	28	2,679	169	474	3,341	139.21

SEASON BESTS (BASED ON YARDS PER GAME AVERAGE)

Name, School	Season	G	Rush Yards	Rec Yards	PR Yards	KO Yards	Total Yards	Yards/ Game
1. Jesse Chatman, Eastern Washington	2001	11	2,096	424	0	0	2,520	229.1
2. Archie Amerson, Northern Arizona	1996	11	2,079	262	0	91	2,432	221.09
3. Charles Roberts, Sacramento State	1998	11	2,260	79	0	91	2,430	220.91
4. Bryant Eteuati, Weber State	2007	11	19	720	345	1,199	2,283	#207.54
5. Taiwan Jones, Eastern Washington	2010	12	1,742	342	28	309	2,421	201.75
6. Charles Roberts, Sacramento State	1999	11	2,082	108	12	0	2,202	200.20
7. John Santiago, North Dakota	2015	11	1,459	81	38	581	2,159	196.30
8. Taiwan Jones, E. Washington	2009	12	1,213	561	0	571	2,345	195.42
9. Merrill Hoge, Idaho State	1985	11	1,041	708	0	364	2,113	192.09
10. Henry Owens, Weber State	1965	9	929	294	222	270	1,715	190.56
11. Tavoy Moore, Idaho State	2010	11	252	421	275	1,086	2,034	184.90
12. Ed Bell, Idaho State	1969	10	0	1,522	0	321	1,843	184.30
13. Dominic Corr, Eastern Washington	1989	8	711	40	0	720	1,471	183.88
14. Greg Hardin, North Dakota	2013	11	10	1,153	0	854	2,017	183.36
15. K.C. Adams, Boise State	1994	11	1,275	490	216	0	1,981	180.09
16. Pete Mandley, Northern Arizona	1982	11	36	1,067	344	539	1,979	179.91
17. Aaron Woods, Portland State	2008	11	19	1,028	13	908	1,968	178.91
18. Aaron Woods, Portland State	2009	11	-2	535	82	1,314	1,929	175.36
19. Joe Douglass, Montana	1996	11	0	1,469	439	0	1,908	173.45
20. Sherriden May, Idaho	1993	11	1,267	331	0	396	1,894	172.18
21. Rex Prescott, Eastern Washington	1997	10	1,494	223	0	0	1,717	171.70
22. Nick Whitworth, Idaho State	1999	11	1,106	462	0	309	1,877	170.60
23. Fred Amey, Sacramento State	2003	10	0	989	242	458	1,689	168.90
24. Trevyn Smith, Weber State	2008	14	1,585	778	0	0	2,363	168.79
25. Charles Dunn, Portland State	2000	11	1,792	57	0	0	1,849	168.10
26. Fine Unga, Weber State	1987	11	1,032	102	0	652	1,846	167.82
27. Joe Protheroe, Cal Poly	2018	11	1,810	32	0	0	1,842	167.45
28. Charles Roberts, Sacramento State	2000	11	1,624	136	0	65	1,825	165.90
29. Tony Logan, Nevada	1988	11	0	1,098	311	410	1,819	165.36
30. DeRonn Finley, Idaho State	2000	11	-2	849	502	468	1,817	165.20
31. Fine Unga, Weber State	1988	11	1,266	229	7	315	1,817	165.18
T32. Freddie Cook, Weber State	1985	11	893	644	275	0	1,812	164.73
T32. Fred Amey, Sacramento State	2002	11	31	989	278	514	1,812	164.73
34. Pete Mandley, Northern Arizona	1983	10	50	842	367	387	1,646	164.60
35. Frank Hawkins, Nevada	1979	11	1,683	123	0	0	1,806	164.18


#Indicates NCAA FCS Leader, +Indicates NCAA Division II Leader, *Indicates Still Active

ALL-PURPOSE

SEASON ANNUAL CHAMPIONS (BASED ON YPG AVERAGE, SINCE 1977)

Name, School	Season	G	Rush Yards	Rec. Yards	PR Yards	KO Yards	Total Yards	Yards Game
Monty Bullerdick, Montana	1977	10	1,022	137	0	19	1,178	117.8
Allan Clark, Northern Arizona	1978	10	1,366	140	0	0	1,506	150.6
Frank Hawkins, Nevada	1979	11	1,683	123	0	0	1,806	164.1
Frank Hawkins, Nevada	1980	11	1,719	49	0	0	1,768	160.7
Dwain Wilson, Idaho State	1981	10	459	555	0	398	1,412	141.2
Pete Mandley, Northern Arizona	1982	11	36	1,067	344	532	1,979	179.9
Pete Mandley, Northern Arizona	1983	10	50	841	367	387	1,645	164.5
Merril Hoge, Idaho State	1984	11	900	529	0	0	1,429	129.9
Merril Hoge, Idaho State	1985	11	1,041	708	0	364	2,113	192.1
Merril Hoge, Idaho State	1986	11	631	399	1	641	1,672	152.0
Fine Unga, Weber State	1987	11	1,032	162	0	652	1,846	167.8
Tony Logan, Nevada	1988	11	0	1,098	311	410	1,819	165.4
Dominic Corr, E. Washington	1989	9	796	52	0	807	1,655	#183.9
Treamelle Taylor, Nevada	1990	11	0	893	388	446	1,727	157.0
Bryan Reeves, Nevada	1991	10	1	931	329	268	1,529	152.9
Sherriden May, Idaho	1992	11	1,111	362	0	147	1,620	147.3
Sherriden May, Idaho	1993	11	1,267	331	0	296	1,894	172.2
K.C. Adams, Boise State	1994	11	1,275	490	216	0	1,981	180.1
Alfredo Anderson, Idaho State	1995	11	1,192	393	10	218	1,813	164.8
Archie Amerson, No. Arizona	1996	11	2,079	262	0	91	2,432	221.1
Rex Prescott, E. Washington	1997	10	1,494	223	0	0	1,717	171.7
Charles Roberts, Sac State	1998	11	2,260	79	0	91	2,430	220.9
Charles Roberts, Sac State	1999	11	2,082	108	12	0	2,202	200.2
Charles Dunn, Portland State	2000	11	1,792	57	0	0	1,849	168.1
Jesse Chatman, E. Washington	2001	11	2,096	424	0	0	2,520	229.1
Fred Amey, Sacramento State	2002	11	31	989	278	514	1,812	164.7
Fred Amey, Sacramento State	2003	10	0	989	242	458	1,689	168.9
Roger Robinson, No. Arizona	2004	11	907	356	67	381	1,711	155.5
Joe Rubin, Portland State	2005	11	1,702	79	0	0	1,781	161.9
Alex Henderson, No. Arizona	2006	11	1,016	215	0	158	1,389	126.3
Bryant Eteuati, Weber State	2007	11	19	720	345	1,199	2,283	#207.5
Aaron Woods, Portland State	2008	11	19	1,028	13	908	1,968	178.9
Taiwan Jones, E. Washington	2009	12	1,213	561	0	571	2,345	195.4
Taiwan Jones, E. Washington	2010	12	1,742	342	28	309	2,421	201.75
Zach Bauman, Northern Arizona	2011	11	1,435	352	0	0	1,787	162.50
Greg Hardin, North Dakota	2012	11	17	1,145	0	506	1,668	151.6
Greg Hardin, North Dakota	2013	11	10	1,153	0	854	2,017	183.36
Xavier Finney, Idaho State	2014	12	1,495	119	0	0	1,614	134.5
John Santiago, North Dakota	2015	11	1,459	81	38	581	2,159	196.3
Cooper Kupp, E. Washington	2016	13	33	1,700	160	19	1,912	147.1
John Santiago, North Dakota	2017	11	717	93	204	766	1,780	161.82
Joe Protheroe, Cal Poly	2018	11	1,810	32	0	0	1,842	167.45

#Indicates NCAA FCS Leaders, +Indicates NCAA Division II Leader, *Indicates Still Active



Montana's
Marc Mariani

CAREER ALL-PURPOSE LEADERS (BASED ON YARDAGE)

Name, School	Seasons	Games	Yards
1. Charles Roberts, Sacramento State	1997-00	41	7,112
2. Cooper Kupp, Eastern Washington	2013-16	52	7,038
3. Charles Dunn, Portland State	1997-00	44	6,633
4. Ryan Fuqua, Portland State	2001-04	43	6,531
5. Trevyn Smith, Weber State	2006-09	47	6,420
6. Fred Amey, Sacramento State	2001-04	43	6,343
7. Zach Bauman, Northern Arizona	2010-13	45	6,316
8. John Santiago, North Dakota	2015-17	34	6,240
9. Eric Kimble, Eastern Washington	2002-05	46	5,934
10. Pete Mandley, Northern Arizona	1979-83	43	5,922
11. Merrill Hoge, Idaho State	1983-86	40	5,453
12. Marc Mariani, Montana	2006-09	52	5,441
13. Orshwante Bryant, Portland State	1997-00	44	5,428
14. Bryant Eteuati, Weber State	2005-08	40	5,326
15. Sherriden May, Idaho	1991-94	44	5,320
16. Cedric Minter, Boise State	1977-80	44	5,316

SEASON ALL-PURPOSE LEADERS (BASED ON YARDS)

Name, School	Season	Games	Yards
1. Jesse Chatman, Eastern Washington	2001	11	2,520
2. Archie Amerson, Northern Arizona	1996	11	2,432
3. Charles Roberts, Sacramento State	1998	11	2,430
4. Taiwan Jones, Eastern Washington	2010	12	2,421
5. Trevyn Smith, Weber State	2008	14	2,363
6. Taiwan Jones, Eastern Washington	2009	12	2,345
7. Bryant Eteuati, Weber State	2007	11	2,283
8. Marc Mariani, Montana	2008	15	2,265
9. Charles Roberts, Sacramento State	1999	11	2,202
10. Marc Mariani, Montana	2009	15	2,185
11. Merrill Hoge, Idaho State	1985	11	2,113
12. John Santiago, North Dakota*	2015	11	2,159
13. Tavoy Moore, Idaho State	2010	11	2,034
14. Greg Hardin, North Dakota	2013	11	2,017
15. K.C. Adams, Boise State	1994	11	1,981
16. Pete Mandley, Northern Arizona	1982	11	1,979
17. Aaron Woods, Portland State	2008	11	1,968

#Indicates NCAA Division I-AA Leaders, +Indicates NCAA Division II Leader, *Indicates Still Active

RECEIVING



Eastern Washington's Cooper Kupp



Northern Arizona's Alex Watson

CAREER BESTS (BASED ON RECEPTIONS PER GAME AVERAGE)

Name, School	Seasons	G	Rec.	Yards	TD	Yds/Rec	Rec/Gm
1. Cooper Kupp, E. Washington	2013-16	52	428	6,464	73	15.1	8.2
2. Jerry Hendren, Idaho	1967-69	30	230	3,435	27	14.9	7.67
3. Keelan Doss, UC Davis	2014-18	44	321	4,069	28	12.6	7.3
4. Drew Amerson, CS Northridge	1999-00	20	142	1,711	15	12.0	7.10
5. Rick Gatewood, Montana State	2004-05	19	131	1,759	13	13.4	6.89
6. Ed Bell, Idaho State	1967-69	25	172	2,676	30	15.6	6.88
7. Eric Yarber, Idaho	1984-85	19	129	1,920	17	14.9	6.79
8. Joe Douglass, Montana	1995-96	22	145	2,301	25	15.9	6.59
9. Kasey Dunn, Idaho	1988-91	42	268	3,847	25	14.4	6.38
10. Tremayne Kirkland, Portland State	2006-07	20	122	1,592	17	13.0	6.10
11. Alex Watson, Northern Arizona	2004-07	32	195	2,194	23	11.3	6.09
12. Greg Hardin, North Dakota	2012-13	22	132	2,298	19	17.4	6.00
13. Fred Amey, Sacramento State	2001-04	43	248	4,049	27	16.3	5.77
14. Don Hutt, Boise State	1970-73	33	189	2,728	30	14.4	5.73
15. Eddie Thompson, Idaho State	2004-08	39	219	2,400	11	11.0	5.62
16. Bryan Calder, Nevada	1984-86	28	155	2,559	22	16.5	5.54
T17. Eric Kimble, Eastern Washington	2002-05	46	253	4,140	46	16.4	5.50
T17. Treamelle Taylor, Nevada	1989-90	22	121	1,926	15	15.9	5.50
19. Rodrick Rumble, Idaho State	2009-12	41	223	2,863	18	12.8	5.44
20. Junior Adams, Montana State	2001-02	20	106	1,635	14	15.4	5.30
21. Neosia Morris, Idaho	1986-87	21	111	1,257	7	11.3	5.29
22. Aaron Boyce, E. Washington	2006-09	42	222	3,330	29	15.0	5.28
23. Phil Tuckett, Weber State	1966-67	18	95	1,214	10	12.8	5.28
24. Brandon Kaufman, E. Washington	2009-12	42	221	3,731	33	16.9	5.26
25. Hendricks Johnson, N. Arizona	1990-91	21	110	1,950	17	17.7	5.24
26. Aaron Arnold, Cal State Northridge	1996-99	36	186	1,893	26	10.1	5.17
27. Shawn Collins, Northern Arizona	1985-88	39	201	2,746	25	13.8	5.15

SEASON BESTS (BASED ON RECEPTIONS PER GAME AVERAGE)

Name, School	Season	G	Rec.	Yards	TD	Yds/Rec	Rec/Gm
1. Keelan Doss, UC Davis	2017	11	115	1,499	7	13.0	10.5
2. Cooper Kupp, Eastern Washington	2015	11	114	1,642	19	14.4	10.4
3. Rodrick Rumble, Idaho State	2011	11	112	1,348	9	12.0	10.2
4. Elijah Marks, Northern Arizona	2017	10	71	1,170	6	16.5	10.1
5. Ed Bell, Idaho State	1969	10	96	1,522	20	15.9	#9.60
6. Jerry Hendren, Idaho	1969	10	95	1,452	12	15.3	9.50
7. Keelan Doss, UC Davis	2018	13	118	1,334	9	11.3	9.1
8. Cooper Kupp, Eastern Washington	2016	13	117	1,700	17	14.5	9.0
9. Rodrick Rumble, Idaho State	2012	9	74	1,006	6	13.6	8.22
10. David Romines, CS Northridge	1996	10	87	1,300	12	14.9	#8.70
T11. Jerry Hendren, Idaho	1968	10	86	1,457	14	16.9	8.60
T11. Nicholas Edwards, Eastern Washington	2011	11	95	1,250	19	13.1	8.60
13. Alfred Pupunu, Weber State	1991	11	93	1,204	12	12.9	#8.45
14. Tremayne Kirkland, Portland State	2007	10	84	1,059	10	12.6	8.40
15. Peter Macon, Weber State	1989	11	92	1,047	6	12.1	#8.36
16. DeAndre Carter, Sacramento State	2014	12	99	1,321	17	13.3	8.25
T17. Cooper Kupp, E. Washington	2014	13	104	1,431	16	13.8	8.00
T17. Kasey Dunn, Idaho	1990	11	88	1,164	7	13.2	#8.00
19. Drew Amerson, CS Northridge	2000	9	71	817	10	11.5	7.89
20. Kasey Dunn, Idaho	1991	11	85	1,263	6	14.9	7.72
21. Patrick Walker, Northern Colorado	2011	11	84	1,171	10	13.9	7.60
T22. Eddie Thompson, Idaho State	2007	11	83	907	6	10.9	7.55
T22. Madison Mangum, Idaho State	2014	11	83	1,324	10	14.9	7.55
24. Eric Yarber, Idaho	1985	10	75	1,103	10	14.7	7.50
T25. Joe Douglass, Montana	1996	11	82	1,469	18	17.9	7.50
T25. Alex Watson, Northern Arizona	2006	11	82	1,017	15	12.4	7.50
27. Ed Bell, Idaho State	1969	9	67	1,086	10	16.2	7.44
28. Scott Aufer, Idaho	1985	11	80	827	4	10.3	7.27
29. Eric Kimble, Eastern Washington	2005	12	87	1,419	12	16.3	7.25
T30. Mike Trevathan, Montana	1990	10	71	1,006	7	14.2	7.10
T30. Jerome Henry, Cal State Northridge	1997	10	71	827	8	11.7	7.10

#Indicates NCAA FCS Leaders, +Indicates NCAA Division II Leader, *Indicates Still Active

RECEIVING

**SEASON ANNUAL CHAMPIONS
(BASED ON RECEPTIONS PER GAME AVERAGE)**

Name, School	Season	G	Rec	Yards	TD	Yds/Rec	Rec/Gm
Lynn Corbridge, Weber State	1963	9	23	336	2	14.6	2.6
Joe Chapman, Idaho	1964	10	20	508	3	25.4	2.0
Terry Bergren, Montana	1965	10	24	269	0	11.2	2.4
Phil Tuckett, Weber State	1966	9	52	738	6	14.2	5.8
Jerry Hendren, Idaho	1967	10	49	526	1	10.7	4.9
Jerry Hendren, Idaho	1968	10	86	1,457	14	16.9	8.6
Ed Bell, Idaho State	1969	10	96	1,522	20	15.9	+9.6
Terry Moreland, Idaho	1970	10	46	476	1	10.3	4.6
Don Hutt, Boise State	1971	10	66	928	8	14.1	6.6
Don Hutt, Boise State	1972	10	58	824	9	14.2	5.8
Don Hutt, Boise State	1973	10	63	964	13	15.3	6.3
Mike Holton, Boise State	1974	11	64	1,080	13	16.9	5.8
John Smith, Boise State	1975	11	45	854	11	19.0	4.1
Tommy Coleman, Weber State	1976	11	42	537	2	12.8	3.8
Terry Hutt, Boise State	1977	11	56	1,032	6	18.4	5.1
Randy Jordan, Weber State	1978	11	62	1,078	9	17.3	5.6
Jim Hard, Montana	1979	10	47	722	7	15.4	4.7
Rod Childs, Idaho State	1980	11	41	640	3	15.6	3.7
Dwain Wilson, Idaho State	1981	10	61	556	1	9.1	6.1
Dennis Rogan, Weber State	1982	10	46	339	1	7.4	4.6
Brian Salonen, Montana	1983	10	68	832	9	12.2	6.8
Scott Auker, Idaho	1984	11	72	834	3	11.6	6.5
Eric Yarber, Idaho	1985	10	75	1,103	10	14.7	7.5
Mike Rice, Montana	1986	10	64	1,046	13	16.3	6.4
Eric Andrade, Boise State	1987	10	63	922	9	14.6	6.3
Shawn Collins, Northern Arizona	1988	10	54	882	9	16.3	5.4
Peter Macon, Weber State	1989	11	92	1,047	6	12.1	#8.4
Kasey Dunn, Idaho	1990	11	88	#1,164	7	13.2	#8.0
Alfred Pupunu, Weber State	1991	11	93	1,204	12	12.9	#8.5
Mike Wilson, Boise State	1992	11	76	913	2	12.0	6.9
Scott Gurnsey, Montana	1993	11	67	1,079	9	16.1	6.1
Rod Alexander, Northern Arizona	1994	10	63	1,028	6	16.3	6.3
Pokey Eckford, Weber State	1995	11	77	1,074	6	13.9	7.0
David Romines, Cal State Northridge	1996	10	87	1,300	12	14.9	#8.7
Jerome Henry, Cal State Northridge	1997	10	71	827	8	11.7	7.1
Jeremy Watkins, Montana	1998	11	72	881	7	12.2	6.6
Drew Amerson, Cal State Northridge	1999	11	71	894	5	12.6	6.5
Drew Amerson, Cal State Northridge	2000	9	71	817	10	11.5	7.9
Terry Charles, Portland State	2001	11	71	1,096	12	15.4	6.5
Fred Amey, Sacramento State	2002	11	62	989	9	16.0	5.6
Johnny Marshall, Northern Arizona	2003	13	80	1,146	7	14.3	6.2
Fred Amey, Sacramento State	2004	11	76	1,186	6	15.6	6.9
Eric Kimble, Eastern Washington	2005	12	87	1,419	12	16.3	7.3
Alex Watson, Northern Arizona	2006	11	82	1,017	15	12.4	7.5
Tremayne Kirkland, Portland State	2007	10	84	1,059	10	12.6	8.4
Tony Washington, Sacramento State	2008	11	83	1,279	12	15.4	6.9
Tim Toone, Weber State	2009	12	83	1,104	10	13.3	6.9
Daiveun Curry-Chapman, N. Arizona	2010	11	69	738	6	10.7	6.3
Rodrick Rumble, Idaho State	2011	11	112	1,348	9	12.0	10.2
Rodrick Rumble, Idaho State	2012	11	74	1,006	6	13.6	8.2
Morris Norrise, Sacramento State	2013	12	81	870	4	10.7	6.8
DeAndre Carter, Sacramento State	2014	12	99	1,321	17	13.3	8.2
Cooper Kupp, Eastern Washington	2015	11	114	1,642	19	14.4	10.4
Cooper Kupp, Eastern Washington	2016	13	117	1,700	17	14.5	9.0
Keelan Doss, UC Davis	2017	11	115	1,499	7	13.0	10.5
Keelan Doss, UC Davis	2018	13	118	1,334	9	11.3	9.1

#Indicates FCS Leaders, +Indicates NCAA Division II Leader, *Indicates Still Active



Eastern Washington's Aaron Boyce

**CAREER LEADERS
(BASED ON RECEPTIONS)**

Name, School	Seasons	Games	Rec.
1. Cooper Kupp, Eastern Washington	2013-16	52	428
2. Keelan Doss, UC Davis	2014-18	44	321
3. Kasey Dunn, Idaho	1988-91	42	268
4. Eric Kimble, Eastern Washington	2002-05	46	253
5. Fred Amey, Sacramento State	2001-04	43	248
6. Orshwante Bryant, Portland State	1997-00	44	233
7. Jerry Hendren, Idaho	1967-69	30	230
8. Rodrick Rumble, Idaho State	2009-12	41	223
9. Aaron Boyce, Eastern Washington	2006-09	42	222
10. Brandon Kaufman, Eastern Washington	2009-12	42	221
11. Eddie Thompson, Idaho State	2004-08	39	219
12. Nicholas Edwards, Eastern Washington	2009-12	50	215
13. Morris Norrise, Sacramento St.	2010-13	44	214

**SEASON LEADERS
(BASED ON RECEPTIONS)**


Name, School	Season	Games	Rec.
1. Keelan Doss, UC Davis	2018	13	118
2. Cooper Kupp, Eastern Washington	2016	13	117
3. Keelan Doss, UC Davis	2017	11	115
4. Cooper Kupp, Eastern Washington	2015	11	114
5. Rodrick Rumble, Idaho State	2011	11	112
6. Cooper Kupp, Eastern Washington*	2014	13	104
7. DeAndre Carter, Sacramento State	2014	12	99
8. Ed Bell, Idaho State	1969	10	96
T9. Jerry Hendren, Idaho	1969	10	95
T9. Nicholas Edwards, E. Washington	2011	11	95
T11. Cooper Kupp, Eastern Washington	2013	15	93
T11. Brandon Kaufman, E. Washington	2012	14	93
T11. Alfred Pupunu, Weber State	1991	11	93
T14. Peter Macon, Weber State	1989	11	92

PUNTING

SEASON ANNUAL CHAMPIONS (BASED ON PER PUNT AVERAGE)

Name, School	Season	Punts	Yards	Yds/Punt
Mickey Rice, Idaho	1963	43	1,724	40.1
Lyle Johnson, Weber State	1965	30	1,281	42.7
Lyle Johnson, Weber State	1965	29	1,351	46.6
Burt Wilde, Weber State	1966	27	1,104	40.9
Steve Smith, Weber State	1967	63	2,784	44.2
Ron Davis, Idaho	1968	50	2,120	42.4
John Pezeley, Weber State	1969	66	2,646	40.1
Wally Buono, Idaho State	1970	61	2,592	42.5
Steve Hunter, Idaho	1971	73	3,057	41.9
Steve Hunter, Idaho	1972	31	1,371	44.2
Steve Beller, Idaho State	1973	77	3,188	41.4
Gary Gorrell, Boise State	1974	28	1,162	41.5
Dannie Marrelli, Weber State	1975	61	2,537	41.6
Mike Korvas, Weber State	1976	52	2,194	42.2
Ralph Lowe, Idaho	1977	54	2,224	41.2
Case de Bruijn, Idaho State	1978	74	3,048	41.2
Stu Dodds, Montana State	1979	59	2,690	#45.6
Case deBruijn, Idaho State	1980	67	2,988	#44.6
Case deBruijn, Idaho State	1981	42	1,928	#45.9
David Heppie, Nevada	1982	58	2,459	42.4
Jeff Kaiser, Idaho State	1983	67	2,848	42.5
Dirk Nelson, Montana State	1984	55	2,384	43.3
Mike Rice, Montana	1985	62	2,771	#44.7
Russell Griffith, Weber State	1986	57	2,421	42.5
Eric Stein, Eastern Washington	1987	74	3,193	#43.2
Jody Farmer, Montana	1988	73	3,161	43.3
Brent Chuhaniuk, Weber State	1989	58	2,437	42.1
Duffy Daugherty, Idaho State	1990	57	2,414	42.4
Tom Sugg, Idaho	1991	53	2,371	44.7
Terry Belden, Northern Arizona	1992	59	2,614	44.3
Terry Belden, Northern Arizona	1993	59	2,712	#45.9
Kevin O'Leary, Northern Arizona	1994	44	1,849	42.0
Kevin O'Leary, Northern Arizona	1995	44	1,881	42.8
Scott Shields, Weber State	1996	48	1,940	40.4
Steve Thorns, Sacramento State	1997	66	2,907	44.1
Scott Shields, Weber State	1998	61	2,597	42.6
Matthew Peot, Montana State	1999	49	2,195	44.8
Dan Frantz, Portland State	2000	44	1,879	42.7
Eddie Johnson, Idaho State	2001	49	2,270	#46.3
Mark Gould, Northern Arizona	2002	62	2,987	#48.2
Mark Gould, Northern Arizona	2003	58	2,610	45.0
Paul Ernster, Northern Arizona	2004	55	2,631	#47.8
Rhian Madrid, Northern Arizona	2005	61	2,623	43.0
Rhian Madrid, Northern Arizona	2006	43	1,909	44.4
Tyson Johnson, Montana	2007	54	2,416	44.7
Robbie Dehaze, Northern Arizona	2008	48	2,171	#45.2
Jon Vanderwielen, Idaho State	2009	74	3,308	44.7
David Harrington, Idaho State	2010	69	3,060	#44.3
David Harrington, Idaho State	2011	56	2,727	#48.7
Andy Wilder, Northern Arizona	2012	61	2,826	#46.3
Kyle Loomis, Portland State	2013	56	2,603	#46.5
Kyle Loomis, Portland State	2014	75	3,450	#46.0
Ryan Hawkins, Northern Arizona	2015	52	2,406	#46.3
Tate Lewis, Southern Utah	2016	78	3,545	45.4
Jordan Dascalo, Eastern Washington	2017	47	2,002	42.6
Roldan Alcobendas, Eastern Washington	2018	57	2,562	44.9

#Indicates NCAA FCS Leader, +Indicates NCAA Division II Leader, *Indicates Still Active



Idaho State's Case deBruijn

CAREER BESTS (BASED ON PER PUNT AVERAGE)

Name, School	Seasons	Punts	Yards	Yds/Punt
1. Ryan Hawkins, Northern Arizona	2012-15	72	3,429	47.62
2. David Harrington, Idaho State	2010-11	125	5,787	46.29
3. Eddie Johnson, Idaho State	2001-02	100	4,627	46.27
4. Kyle Loomis, Portland State	2013-14	131	6,053	46.21
5. Andy Wilder, Northern Arizona	2010-13	141	6,327	44.87
6. Mark Gould, Northern Arizona	2000-03	211	9,442	44.75
7. Case deBruijn, Idaho State	1978-81	256	11,184	43.69
8. Rhian Madrid, Northern Arizona	2005-06	104	4,352	44.58
9. Robbie Dehaze, Northern Arizona	2005-08	103	4,554	44.21
10. Tony Epperson, Weber State	2010-13	140	6,127	44.76
11. Justin Weldon, Sacramento State	2012-13	101	4,460	44.16

SEASON BESTS (BASED ON PER PUNT AVERAGE)

Name, School	Season	Punts	Yards	Yds/Punt
1. David Harrington, Idaho State	2011	56	2,727	48.69
2. Mark Gould, Northern Arizona	2002	62	2,987	48.17
3. Paul Ernster, Northern Arizona	2004	55	2,631	47.84
4. Lyle Johnson, Weber State	1965	29	1,350	46.55
5. Kyle Loomis, Portland State	2013	56	2,603	46.48
6. Eddie Johnson, Idaho State	2001	49	2,270	46.33
7. Ryan Hawkins, Northern Arizona	2015	52	2,406	46.3
8. Andy Wilder, Northern Arizona	2012	61	2,826	46.27
9. Eddie Johnson, Idaho State	2002	51	2,357	46.21
10. Kyle Loomis, Portland State	2014	75	3,450	46.00
11. Terry Belden, Northern Arizona	1993	59	2,712	45.97
12. Case deBruijn, Idaho State	1981	42	1,928	45.90

PUNT RETURNS

SEASON ANNUAL CHAMPIONS (BASED ON RETURN AVERAGE)

Name, School	Season	Ret.	Yards	TD	Per Ret.
Will Fennel, Montana State	1963	7	149	0	21.4
Jim Tuss, Montana State	1964	15	138	0	9.2
Jim Tuss, Montana State	1965	19	264	0	13.9
Ben Vaughn, Montana State	1966	16	273	0	17.1
Gary Popiel, Montana State	1967	26	387	0	14.9
Ed Bell, Idaho State	1968	9	134	0	14.9
Terry Moreland, Idaho	1969	25	260	0	10.4
Carlis Harris, Idaho State	1970	11	250	0	22.8
Randle Anderson, Weber State	1971	17	348	0	20.5
Monte Boston, Montana State	1972	23	234	0	10.2
Greg Erickson, Montana	1973	16	161	0	10.1
Greg Anderson, Montana	1974	13	262	0	+20.2
Don Beriault, Montana	1975	9	117	0	13.1
Ray Smith, Northern Arizona	1976	14	113	0	18.1
Joe Walker, Northern Arizona	1977	14	232	0	16.6
Ray Smith, Northern Arizona	1978	13	182	0	#14.0
Mark McGrath, Montana State	1979	37	373	0	10.1
Rick Woods, Boise State	1980	45	522	0	11.6
Mickey Sutton, Montana	1981	22	200	0	9.1
Pete Mandley, Northern Arizona	1982	27	342	0	12.7
Ron Love, Boise State	1983	22	289	2	13.1
Eric Yarber, Idaho	1984	18	224	0	12.4
Brant Bengen, Idaho	1985	14	183	1	13.1
Chris Darrington, Weber State	1986	16	290	1	18.1
Scott Zanon, Montana	1987	24	218	1	9.1
Richard Carey, Idaho	1988	17	281	1	16.5
Treamelle Taylor, Nevada	1989	20	274	1	13.7
Winky White, Boise State	1990	19	216	0	11.4
Sean Hill, Montana State	1991	22	248	1	11.3
Kerry Lawyer, Boise State	1992	18	325	2	18.1
Jackie Kellogg, Eastern Washington	1993	23	300	2	13.1
Alex Calderwood, Northern Arizona	1994	17	275	1	16.2
Joe Douglass, Montana	1995	35	364	2	10.7
Ricky Pearsall, Northern Arizona	1996	29	490	2	#16.9
Trevor Bell, Idaho State	1997	17	236	1	13.9
Bashir Levingston, E. Washington	1998	16	333	3	#20.8
Rashad Floyd, Portland State	1999	12	119	0	9.9
DeRonn Finley, Idaho State	2000	11	502	3	15.2
Junior Adams, Montana State	2001	20	381	3	19.0
Corey Smith, Montana State	2002	25	366	1	14.6
Emery Beckles, Idaho State	2003	23	377	1	16.4
Eric Kimble, Eastern Washington	2004	26	460	2	17.7
Brendan Ferrigno, Portland State	2005	17	259	1	15.2
Tuff Harris, Montana	2006	46	667	2	14.5
Marc Mariani, Montana	2007	28	373	0	13.3
Marc Mariani, Montana	2008	23	373	2	16.2
Tim Toone, Weber State	2009	19	378	2	#19.9
Tavoy Moore, Idaho State	2010	15	275	2	18.3
Jabin Sambrano, Montana	2011	37	354	1	9.6
Austin Shanks, Northern Arizona	2012	17	337	2	#19.82
Shawn Johnson, Montana State	2013	16	222	1	13.9
Alex Tillman, North Dakota	2014	14	237	1	16.9
Ellis Onic II, Northern Colorado*	2015	10	245	2	24.5
Cooper Kupp, Eastern Washington	2016	13	7	1	12.3
Xequille Harry, Weber State	2017	20	306	1	15.3
David Ungerer, Idaho	2018	14	198	1	14.1

#Indicates NCAA FCS Leaders, +Indicates NCAA Division II Leader, *Indicates Still Active



Weber State's Tim Toone

CAREER BESTS (BASED ON RETURN AVERAGE)

Name School	Seasons	Ret.	Yards	TD	Yds/Ret
1. Randle Anderson, Weber State	1969-70	21	388	3	18.48
2. Cooper Kupp, Eastern Washington	2013-16	25	426	3	17.0
3. Carlis Harris, Idaho State	1968-70	19	310	2	16.32
4. Chris Darrington, Weber State	1984-86	26	415	1	15.96
5. Marc Mariani, Montana	2006-09	83	1,253	3	15.10
6. Emery Beckles, Idaho State	2002-03	60	903	2	15.05
7. Corey Smith, Montana State	2001-03	63	938	5	14.89
8. Bill Scott, Idaho	1963-65	20	295	0	14.75
9. Phil Price, Idaho State	1970-71	22	322	0	14.64
10. Tim Toone, Weber State	2006-09	39	566	3	14.51
11. Tuff Harris, Montana	2003-06	62	897	3	14.47

PUNT RETURNS SEASON BESTS (BASED ON RETURN AVERAGE)

Name, School	Season	Ret.	Yards	TD	Avg.
1. Ellis Onic II, Northern Colorado	2015	10	245	2	24.5
2. Carlis Harris, Idaho State	1970	11	251	2	22.82
3. Will Fennel, Montana State	1963	7	149	0	21.29
4. Louis Hurst, Idaho State	1970	9	189	0	21.00
5. Bashir Levingston, Eastern Washington	1998	16	333	3	#20.81
6. Randle Anderson, Weber State	1971	17	348	3	20.47
7. Greg Anderson, Montana	1974	13	263	2	+20.23
8. Steve Dodds, Montana State	1974	11	221	1	20.09
9. Tim Toone, Weber State	2009	19	378	2	#19.89
10. Austin Shanks, Northern Arizona	2012	17	337	2	#19.82
11. Junior Adams, Montana State	2001	20	381	3	19.05
12. Henry Owens, Weber State	1965	12	222	0	18.50
13. Kurt Schulz, Eastern Washington	1989	7	129	0	18.43

KICKOFF RETURNS

SEASON ANNUAL CHAMPIONS
(BASED ON RETURN AVERAGE)

Name, School	Season	Ret.	Yards	TD	Per Ret.
Will Fennal, Montana State	1963	13	374	1	28.8
Paul Connelly, Montana	1964	17	365	0	21.5
Henry Owens, Weber State	1965	12	269	0	22.4
Warren Hill, Montana	1966	24	560	0	23.2
Ken Dotson, Idaho	1967	12	299	0	24.9
Carlis Harris, Idaho State	1968	14	434	0	31.0
Carlis Harris, Idaho State	1969	22	726	2	33.0
Carlis Harris, Idaho State	1970	12	346	0	28.8
Phil Price, Idaho State	1971	17	406	0	23.9
Collie Mack, Idaho	1972	13	314	0	24.2
Rene Garnett, Idaho State	1973	26	656	0	25.2
Greg Anderson, Montana	1974	10	335	2	+33.5
Randy Ferrell, Northern Arizona	1975	14	459	0	32.8
Gary Rosolowich, Boise State	1976	20	538	0	26.9
Gregg Dunn, Montana	1977	20	507	0	25.4
Mark McGrath, Montana State	1978	13	250	0	26.9
Pete Mandley, Northern Arizona	1979	22	550	0	25.0
Pete Mandley, Northern Arizona	1980	21	510	0	24.3
Dwain Wilson, Idaho State	1981	17	398	0	23.4
Pete Mandley, Northern Arizona	1982	22	532	0	24.2
Ted Ray, Montana	1983	19	425	0	22.4
Brant Bengen, Idaho	1984	21	547	1	26.0
Junior Crockett, Weber State	1985	14	335	0	23.9
Eric Brown, Weber State	1986	28	684	0	24.4
Renard Coleman, Montana	1987	20	588	0	#29.4
Vernon Williams, Eastern Washington	1988	37	973	1	26.3
Dominic Corr, Eastern Washington	1989	34	807	1	23.8
Rob Tesch, Montana State	1990	21	591	0	28.1
Kerry Lawyer, Boise State	1991	16	448	0	28.0
Robert Johnson, Idaho State	1992	14	416	0	29.7
Damon Boddie, Montana	1993	24	621	1	25.9
Willie Bowens, Boise State	1994	26	651	0	25.0
Dwight McKenzie, Idaho	1995	12	289	0	24.1
Brian Gales, Montana	1996	18	477	0	26.5
Kenyatte Morgan, Montana State	1997	12	299	1	24.9
Bashir Livingston, Eastern Washington	1998	29	854	3	29.5
Lamont Brightful, Eastern Washington	1999	26	882	2	33.9
Lamont Brightful, Eastern Washington	2000	15	483	2	32.2
Johnnie Gray, Weber State	2001	14	369	2	26.4
Hashim Hall, Portland State	2002	21	543	0	25.9
Corey Smith, Montana State	2003	20	664	2	#33.2
Wiley King, Weber State	2004	29	767	0	26.4
Kris Daniels, Sacramento State	2005	17	468	0	27.5
Kenneth Mackins, Portland State	2006	11	272	1	24.7
Marc Mariani, Montana	2007	12	387	0	32.2
Aaron Woods, Portland State	2008	35	908	1	25.9
John Hendershott, Sacramento State	2009	14	366	0	26.1
Jesse Hoffman, Eastern Washington	2010	25	712	3	28.5
DeShawn Shead, Portland State	2011	15	392	0	26.1
Greg Hardin, North Dakota	2012	16	506	1	31.6
Alex Hubbard, Cal Poly	2013	15	479	1	31.9
Gunnar Brekke, Montana State	2014	27	732	0	27.1
Eric Wilkes, Weber State	2015	16	463	1	28.9
Cory Thomson, Weber State	2016	24	675	0	28.1
Rashid Shaheed, Weber State	2017	25	743	2	29.7
Rashid Shaheed, Weber State	2018	19	651	2	34.3

#Indicates NCAA FCS Leaders, +Indicates NCAA Division II Leader, *Indicates Still Active



Idaho State's Carlis Harris

CAREER BESTS
(BASED ON RETURN AVERAGE)

Name, School	Seasons	Ret.	Yards	TD	Yds/Ret
1. Carlis Harris, Idaho State	1968-70	48	1,506	3	31.38
2. Lamont Brightful, E. Wash	1997-01	65	1,949	5	29.98
3. Randy Ferrell, Northern Arizona	1974-75	38	1,119	3	29.45
4. Montrell Williams, Idaho	1994-95	26	760	2	29.23
5. Junior Crockett, Weber State	1981-85	33	919	2	27.85
6. Marc Mariani, Montana	2006-09	42	1,158	1	27.57
7. Len Raney, Northern Arizona	1991-94	46	1,264	3	27.48
8. Frank Seltz, Idaho State	1986-87	30	803	2	26.77
9. Jefferson Heidelberger, Montana	2001-04	47	1,247	2	26.53
10. Bryant Eteuati, Weber State	2005-08	100	2,644	2	26.44

SEASON BESTS
(BASED ON RETURN AVERAGE)

Name, School	Season	Ret.	Yards	TD	Avg.
1. Len Raney, Northern Arizona	1994	8	275	1	34.38
2. Rashid Shaheed, Weber State	2018	19	651	2	34.30
3. Lamont Brightful, E. Wash.	1999	26	882	2	33.92
4. Greg Anderson, Montana	1974	10	335	2	+33.50
5. Corey Smith, Montana State	2003	20	664	2	33.20
6. Carlis Harris, Idaho State	1969	22	726	2	33.00
7. Randy Ferrell, Northern Arizona	1975	14	459	2	32.79
8. Marc Mariani, Montana	2007	12	387	0	32.25
9. Alex Hubbard, Cal Poly	2013	15	479	1	31.93
10. Greg Hardin, North Dakota	2012	16	506	1	31.63
11. Don Reddic, Weber State	1975	13	406	1	31.23
12. Junior Crockett, Weber State	1981	11	343	1	31.18
13. Carlis Harris, Idaho State	1968	14	434	0	31.00

INTERCEPTIONS

Season Annual Champions (Based on Total Interceptions)

Name, School	Season	Int.	Yards	TD	Per Int.
Lyle Johnson, Weber State	1963	5	51	NA	10.1
Bill Scott, Idaho	1964	5	107	NA	21.4
Bob Given, Montana	1965	6	100	NA	16.7
Gary Smith, Montana	1966	6	18	0	3.0
Luther White, Weber State	1967	6	77	0	12.8
Billy Satterfield, Idaho State	1968	10	65	0	6.5
Karl Stein, Montana	1969	11	191	0	17.4
Karl Stein, Montana	1970	9	207	0	23.0
Joe Larkin, Boise State	1971	9	233	2	25.9
Mick Dennehy, Montana	1972	10	109	0	10.9
Randy Hickel, Montana State	1973	7	169	2	24.1
Orin Trussell, Weber State	1974	7	130	0	18.6
Gary Rosolowich, Boise State	1975	6	57	0	9.5
Greg Anderson, Montana	1976	6	218	1	36.6
Dennis Duncanson	1977	10	93	0	9.3
(Tie) Joe Walker, NAU	1978	5	140	0	28.0
Stu Dodds, MSU		5	108	1	21.6
Dennis Duncanson, WSU		5	48	0	9.6
Ron Muri, MSU		5	46	0	9.2
Harold Smith, MSU		5	43	0	8.6
Lee Fobbs, Nevada	1979	6	85	0	14.2
Carlton McBride, Idaho	1980	4	87	1	21.8
Jim Anderson, Montana State	1981	8	58	0	7.3
Ron Jenkins, Northern Arizona	1982	8	125	0	15.6
Tony Shaw, Nevada	1983	9	151	0	16.8
Doug Kimball, Montana State	1984	8	31	0	3.8
George Duarte, Northern Arizona	1985	#9	150	2	16.6
Joe Peterson, Nevada	1986	7	119	0	17.0
Kenny Kuehl, Boise State	1987	6	110	1	18.3
John Dierking, Northern Arizona	1988	8	22	0	2.8
Mike Babb, Weber State	1989	9	90	1	10.0
Anthony Brown, Boise State	1990	7	24	0	3.3
Morgan Ryan, Montana State	1991	8	108	0	13.5
(Tie) Jackie Kellogg, EWU	1992	6	52	0	8.7
Ken McKelevy, BSU		6	63	0	10.5
Reggie Carthon, MSU		6	61	0	10.2
Todd Ericson, UM		6	47	1	7.8
Morgan Ryan, MSU		6	26	0	4.3
Mark Grimmer, Montana State	1993	7	77	0	11.0
Rashid Gayle, Boise State	1994	7	112	0	16.0
(Tie) Omar Turner, Montana State	1995	5	106	1	21.2
Jermaine Johns, Idaho State		5	65	1	13.0
Scott Shields, Weber State	1996	10	101	0	10.1
Trevor Bell, Idaho State	1997	8	148	0	18.5
David Moran, Northern Arizona	1999	6	103	1	17.2
Josh Robinson, Idaho State	2000	6	101	1	16.8
Joey Thomas, Montana State	2001	5	17	0	3.4
(Tie) Vernon Smith, Montana	2002	6	87	1	14.5
Quinton Freeman, Idaho State	2002	6	15	0	2.5
(Tie) Emery Beckles, Idaho State	2003	5	31	0	5.2
Jason Jacobs, Northern Arizona	2003	5	-13	0	-2.6
Kevin Edwards, Montana	2004	6	56	1	9.3
(Tie) K.J. Gerard, Northern Arizona	2005	4	72	0	18.0
Torrey Thomas, Montana	2005	4	71	1	17.8
Brent Webber, Sacramento State	2006	6	23	0	3.8
K.J. Gerard, Northern Arizona	2007	6	131	0	21.8
DeShawn Shead, Portland State	2008	6	12	0	2.0
Matt Johnson, Eastern Washington	2009	6	58	1	9.7
(tie) Erik Stoll, Montana	2010	5	73	1	14.6
Matt Johnson, E. Washington	2010	5	73	0	14.6

Donovan Henley, Idaho State	2011	4	28	0	7.0
(Tie) Ian Sluss, Portland St.	2012	4	100	2	25.0
Lucky Dozier, N. Arizona*	2012	4	33	0	8.25
David Edgeron, Portland State	2013	5	39	0	7.8
Matt Hermanson, Montana	2014	6	89	0	14.8
Patrick Onwuasor, Portland State	2015	9	157	0	#17.44
(Tie) Mike Needham, Southern Utah	2016	5	60	0	12.0
Deion Harris, North Dakota	2016	5	134	3	26.8
(Tie) Xequille Harry, Weber State	2017	5	105	0	21.0
Adkin Aguirre, Idaho State	2017	5	43	0	8.6
Dre Terrell, Sacramento State	2017	5	20	0	4.0
(Tie) D'Londo Tucker, Eastern Wash.	2018	5	65	0	13.0
Josh Lewis, Eastern Wash.	2018	5	40	0	8.0
Landon Stice, Weber State	2018	5	79	0	15.8
Keilan Benjamin, Weber State	2018	5	41	0	8.2
Jahque Alleyne, Montana St.	2018	5	102	0	20.4

#Indicates NCAA FCS Leader, +Indicates NCAA Division II Leader, *Indicates Still Active

CAREER BESTS (Based on Total Interceptions)

Name, School	Seasons	Int.	Yards	TD	Per Int.
1. Scott Shields, Weber State	1995-98	23	278	2	12.1
2. Frank Robinson, Boise State	1988-91	22	215	2	9.8
2. Morgan Ryan, Montana State	1990-93	22	233	0	10.6
4. Karl Stein, Montana	1969-70	20	398	0	19.9
5. Joe Peterson, Nevada	1983-86	19	155	1	8.2
5. K.J. Gerard, Northern Arizona	2004-08	19	404	2	21.26
7. Matt Johnson, Eastern Washington	2008-11	17	210	1	12.35
7. Charlie Oliver, Idaho	1987-90	17	210	0	12.4
7. Tony Shaw, Nevada	1980-83	17	223	0	13.1
7. Kurt Schulz, Eastern Washington	1988-91	17	219	1	12.8
7. Jackie Kellogg, Eastern Washington	1990-93	17	135	0	7.9

SEASON BESTS (Based on Total Interceptions)

Name, School	Season	Int.	Yards	TD	Per Int.
1. Karl Stein, Montana	1969	11	191	0	17.4
2. Mick Dennehy, Montana	1972	10	109	0	10.9
2. Dennis Duncanson, Weber State	1977	10	93	1	9.3
2. Billy Satterfield, Idaho State	1968	10	65	0	6.5
2. Scott Shields, Weber State	1996	10	101	0	10.1
6. Joe Larkin, Boise State	1971	9	233	2	25.9
6. Karl Stein, Montana	1970	9	207	0	23.0
6. Tony Shaw, Nevada	1983	9	151	0	16.8
6. George Duarte, Northern Arizona	1985	9	150	2	16.6
6. Ken Dotson, Idaho	1968	9	44	1	4.9
6. Mike Babb, Weber State	1989	9	90	1	10.0

SCORING



Montana State's Jason Cunningham



Eastern Washington's Jesse Chatman

CAREER BESTS (BASED ON POINTS PER GAME AVERAGE)

Name, School	Seasons	G	TD	PAT	FG	Points	PPG
1. Jesse Chatman, E. Washington	1999-01	31	53	2	0	322	10.38
2. Archie Amerson, Northern Arizona	1995-96	22	38	0	0	228	10.36
3. Tony Zendejas, Nevada	1981-83	33	0	90	70	300	9.09
4. Cooper Kupp, Eastern Washington	2013-16	52	77	0	0	464	8.9
5. Marty Zendejas, Nevada	1984-87	44	0	165	72	385	8.75
6. Charvez Foger, Nevada	1985-88	42	60	1	0	362	8.62
7. Charles Roberts, Sacramento St.	1997-00	41	57	5	0	352	8.59
T8. Charles Dunn, Portland State	1997-00	44	54	0	0	366	8.32
T8. Sherriden May, Idaho	1991-94	44	61	0	0	366	8.32
10. Fine Unga, Weber State	1987-88	22	20	0	0	180	8.18
11. DJ Adams, Portland State	2012-13	23	31	0	0	186	8.09
12. Joe Douglass, Montana	1995-96	22	28	3	0	174	7.91
13. Chris Snyder, Montana	2000-03	50	0	184	70	394	7.88
14. Kevin McKelvie, Nevada	1989-90	22	0	74	33	173	7.86
15. Ed Bell, Idaho State	1968-69	25	32	4	0	196	7.84
T16. Ryan Woolverton, Idaho	1994-95	21	0	86	26	164	7.81
T16. Micky Penaflo, No. Arizona	1987-89	31	0	98	48	242	7.81
18. Pat Bolton, Montana State	1972-74	30	0	102	44	234	7.80
19. Dan Carpenter, Montana	2004-07	53	1	182	75	413	7.79
20. Jason Cunningham, Montana St.	2008-11	47	0	152	69	359	7.64
21. Kris Heppner, Montana	1996-99	33	0	137	36	245	7.42

SEASON BESTS (BASED ON POINTS PER GAME AVERAGE)

Name, School	Season	G	TD	PAT	FG	Points	PPG
1. Jesse Chatman, Eastern Washington	2001	11	28	2	0	172	#15.63
2. Geoff Mitchell, Weber State	1991	11	28	2	0	170	#15.45
3. Archie Amerson, Northern Arizona	1996	11	26	0	0	156	#14.18
4. Sherriden May, Idaho	1992	11	25	0	0	150	13.64
5. Ed Bell, Idaho State	1969	10	21	2	0	130	13.00
6. Sean Sanders, Weber State	1987	10	21	0	0	126	12.60
7. Charles Roberts, Sacramento State	1999	11	22	6	0	138	12.55
T8. Trevyn Smith, Weber State	2008	14	28	0	0	168	12.00
T8. Sherriden May, Idaho	1993	11	22	0	0	132	12.00
T8. Don Hass, Montana State	1966	10	20	0	0	120	12.00
11. Charles Dunn, Portland State	2000	11	21	0	0	126	11.45
12. Henry Owens, Weber State	1965	9	17	0	0	102	11.33
13. Cooper Kupp, Eastern Washington*	2015	11	20	1	0	122	11.10
14. Charles Roberts, Sacramento State	1998	11	20	0	1	122	11.09
15. Charvez Foger, Nevada	1985	10	18	0	0	108	10.80
16. Joe Douglass, Montana	1996	11	19	1	0	116	10.55
17. Nicholas Edwards, Eastern Washington	2011	11	19	0	0	116	10.54
18. Charles Dunn, Portland State	1999	11	19	0	0	114	10.36
19. John Smith, Boise State	1974	10	17	0	0	102	10.20
20. Johnnie Gray, Weber State	2001	11	18	1	0	110	10.00

#Indicates NCAA FCS Leader, +Indicates NCAA Division II Leader, *Indicates Still Active

SCORING

SEASON ANNUAL CHAMPIONS (BASED ON POINTS PER GAME AVERAGE)

Name, School	Season	G	TD	PAT	FG	Points	PPG
Lynn Smith, Weber State	1963	9	6	19	0	55	6.1
Bill Shaw, Idaho State	1964	9	13	0	0	78	8.7
Henry Owens, Weber State	1965	9	17	0	0	102	12.0
Don Hass, Montana State	1966	10	20	0	0	120	12.0
Lee White, Weber State	1967	10	9	0	0	54	5.4
Jerry Hendren, Idaho	1968	10	14	0	0	84	8.4
Ed Bell, Idaho State	1969	10	21	4	0	130	13.0
Eric Guthrie, Boise State	1970	10	3	35	7	74	7.4
Eric Guthrie, Boise State	1971	11	3	36	13	93	8.5
Sam McCullum, Montana State	1972	11	12	2	0	74	6.7
Don Hutt, Boise State	1973	10	13	4	0	82	8.2
John Smith, Boise State	1974	10	17	0	0	102	10.2
John Smith, Boise State	1975	11	17	0	0	102	9.3
Jeff Muri, Montana State	1976	10	1	28	11	67	6.7
Tom Jurich, Northern Arizona	1977	11	0	32	20	92	8.4
Delmar Jones, Montana State	1978	10	12	0	0	72	7.2
Frank Hawkins, Nevada	1979	11	15	0	0	90	8.2
Cedric Minter, Boise State	1980	11	11	0	0	66	6.0
Tony Zendejas, Nevada	1981	11	0	27	21	90	8.2
Tony Zendejas, Nevada	1982	11	0	26	26	104	9.5
Tony Zendejas, Nevada	1983	11	0	37	23	106	9.6
Marty Zendejas, Nevada	1984	11	0	35	22	101	9.2
Charvez Foger, Nevada	1985	10	18	0	0	108	#10.8
Charvez Foger, Nevada	1986	10	15	0	0	90	9.0
Sean Sanders, Weber State	1987	10	21	0	0	126	#12.6
Micky Penafior, Northern Arizona	1988	11	0	33	19	90	8.2
Thayne Doyle, Idaho	1989	11	0	38	12	74	6.7
Devon Pearce, Idaho	1990	11	17	0	0	102	9.3
Geoff Mitchell, Weber State	1991	11	28	2	0	170	#15.5
Sherriden May, Idaho	1992	11	25	0	0	150	13.6
Sherriden May, Idaho	1993	11	22	0	0	132	12.0
Ryan Woolverton, Idaho	1994	11	0	54	14	96	8.7
Kevin O'Leary, Northern Arizona	1995	11	0	41	16	89	8.1
Archie Amerson, Northern Arizona	1996	11	26	0	0	156	#14.2
Scott Shields, Weber State	1997	11	2	24	17	87	7.9
Charles Roberts, Sacramento State	1998	11	20	1	0	122	11.1
Charles Roberts, Sacramento State	1999	11	22	3	0	138	12.5
Charles Dunn, Portland State	2000	11	21	0	0	126	11.5
Jesse Chatman, Eastern Washington	2001	11	28	2	0	172	15.6
Isaac Mitchell, Idaho State	2002	10	13	0	0	78	7.8
Chris Snyder, Montana	2003	13	0	49	25	124	9.5
Eric Kimble, Eastern Washington	2004	13	21	0	0	128	9.8
Joe Rubin, Portland State	2005	11	17	0	0	102	9.3
Alex Watson, Northern Arizona	2006	11	15	0	0	99	9.0
Lex Hilliard, Montana	2007	11	16	0	0	96	8.7
Trevyn Smith, Weber State	2008	14	28	0	0	168	#12.0
Chase Reynolds, Montana	2009	15	24	0	0	144	9.6
Zach Bauman, Northern Arizona	2010	11	16	0	0	96	8.7
Nicholas Edwards, Eastern Washington	2011	11	19	0	0	116	10.5
Greg Hardin, North Dakota	2012	11	15	0	0	90	8.2
DJ Adams, Portland State	2013	12	19	0	0	114	9.50
Chris Brown, Cal Poly	2014	12	18	0	0	108	9.0
DeAndre Carter, Sacramento State	2014	12	18	0	0	108	9.0
Cooper Kupp, Eastern Washington	2015	11	20	1	0	122	11.1
Cooper Kupp, Eastern Washington	2016	13	19	0	0	144	8.8
Ty Flanagan, Idaho State	2017	11	11	0	0	66	7.3
Troy Anderson, Montana State	2018	13	21	0	0	128	9.8



Eastern Washington's Cooper Kupp

CAREER SCORING LEADERS (BASED ON POINTS)

Name, School	Seasons	Games	Points
1. Cooper Kupp, Eastern Washington	2013-16	52	464
2. Dan Carpenter, Montana	2004-07	43	413
3. Chris Snyder, Montana	2000-03	50	394
4. Brody McKnight, Montana	2008-11	55	387
5. Marty Zendejas, Nevada	1984-87	33	385
T6. Charles Dunn, Portland State	1997-00	44	366
T6. Sherriden May, Idaho	1992-94	44	366
8. Charvez Foger, Nevada	1985-88	42	362
9. Jason Cunningham, Montana State	2008-11	47	359
10. Chase Reynolds, Montana	2007-10	52	354
11. Cooper Kupp, Eastern Washington	2013-	39	350
12. Eric Kimble, Eastern Washington	2002-05	46	328
13. Scott Shields, Weber State	1995-98	44	325
14. Jesse Chatman, E. Washington	1999-01	31	322
15. Trevyn Smith, Weber State	2006-09	47	316
T16. Robbie Dehaze, Northern Arizona	2005-08	48	307
T16. Thayne Doyle, Idaho	1988-91	43	307

SEASON SCORING LEADERS (BASED ON POINTS)


Name, School	Season	Games	Points
1. Jesse Chatman, E. Washington	2001	11	172
2. Geoff Mitchell, Weber State	1991	11	170
3. Trevyn Smith, Weber State	2008	14	168
4. Archie Amerson, Northern Arizona	1996	11	156
5. Sherriden May, Idaho	1992	11	150
6. Chase Reynolds, Montana	2009	15	144
T7. Chase Reynolds, Montana	2008	16	138
T7. Charles Roberts, Sacramento State	1999	11	138
9. Sherriden May, Idaho	1993	11	132
10. Ed Bell, Idaho State	1969	10	130
T11. Troy Anderson, Montana State	2018	13	128
T11. Eric Kimble, Eastern Washington	2004	13	128
T13. Cooper Kupp, Eastern Washington	2013	15	126
T13. Charles Dunn, Portland State	2000	11	126
T13. Sean Sanders, Weber State	1987	10	126
15. Chris Snyder, Montana	2003	13	124
17. Dan Carpenter, Montana	2004	15	123

#Indicates NCAA FCS Leaders, +Indicates NCAA Division II Leader, *Indicates Still Active

KICK SCORING



Northern Arizona's Matt Myers



Montana State's Jan Stenerud

CAREER BESTS (BASED ON POINTS PER GAME AVERAGE)

Name, School	Seasons	G	PATs	FGM/FGA	Points	PPG Avg.
1. Tony Zendejas, Nevada	1981-83	33	90-94	70-86	300	9.09
2. Marty Zendejas, Nevada	1984-87	44	165-171	72-90	385	8.75
3. Mike Hollis, Idaho	1992-93	22	122-124	18-30	176	8.00
4. Kevin McKelvie, Nevada	1989-90	22	74-79	33-42	173	7.86
5. Chris Snyder, Montana	2000-03	50	182-187	70-105	392	7.84
6. Micky Penaflo, Northern Arizona	1987-89	31	98-101	48-58	242	7.81
7. Ryan Woolverton, Idaho	1994-95	21	86-91	26-40	164	7.81
8. Pat Bolton, Montana State	1972-75	30	102-120	44-76	234	7.80
9. Dan Carpenter, Montana	2004-07	53	182-188	75-103	413	7.79
10. Jason Cunningham, Montana State	2008-11	47	152-163	69-92	359	7.64
11. Kris Heppner, Montana	1996-99	33	137-158	36-58	245	7.42
12. Roldan Alsobendas, Eastern Wash.	2014-18	43	212-217	36-47	320	7.40
13. Matt Myers, Northern Arizona	2009-11	33	105-108	46-65	243	7.36
14. Roberto Moran, Boise State	1985-86	22	57-57	34-53	159	7.23
15. Troy Griggs, Eastern Washington	1999-01	32	120-126	37-59	231	7.22
16. Brian Decicio, Idaho	1985-87	33	114-122	41-63	237	7.18
17. Jeremy Hershey, Idaho State	2002-03	23	69-77	32-52	165	7.17
18. Thayne Doyle, Idaho	1988-91	43	160-174	49-75	307	7.14
19. Zach Brown, Portland State	2009-12	40	88-91	64-85	284	7.10
20. Colton Cook, Southern Utah	2012-13	24	53-58	39-47	170	7.08
21. Scott Shields, Weber State	1995-98	44	110-117	67-90	311	7.06

SEASON BESTS (BASED ON POINTS PER GAME AVERAGE)

Name, School	Season	G	PATs	FGM/FGA	Points	PPG Avg.
1. Marty Zendejas, Nevada	1985	11	50-54	19-24	107	9.73
2. Tony Zendejas, Nevada	1983	11	37-37	23-29	106	9.64
3. Tony Zendejas, Nevada	1982	11	26-28	26-33	104	#9.45
4. Chris Snyder, Montana	2003	13	47-48	25-30	122	9.38
5. Troy Griggs, Eastern Washington	2001	10	51-53	14-20	93	9.30
6. Marty Zendejas, Nevada	1984	11	35-37	22-27	101	#9.18
7. Kevin McKelvie, Nevada	1990	11	37-39	21-24	100	9.09
8. Micky Penaflo, Northern Arizona	1987	10	33-36	19-27	90	9.00
8. Zach Brown, Portland State	2011	11	27-29	24-27	99	9.00
10. Ryan Woolverton, Idaho	1994	11	54-56	14-22	96	8.73
11. Jason Cunningham, Montana State	2011	13	47-50	22-31	113	8.69
12. Marty Zendejas, Nevada	1986	11	53-55	14-18	95	8.64
T13. Roldan Alsobendas, Eastern Wash.	2018	14	71-72	16-19	118	8.50
T13. Jason Cunningham, Montana State	2010	12	42-48	20-24	102	8.50
15. Rick Schwendinger, Nevada	1991	11	57-60	12-20	93	8.45
16. Dan Carpenter, Montana	2007	12	44-45	10-23	101	8.41
T17. Kris Heppner, Montana	1999	11	56-63	12-20	92	8.36
T17. Tom Jurich, Northern Arizona	1977	11	32-35	20-29	92	+8.36
19. Trey Tuttle, Weber State	2017	14	53-54	19-22	116	8.3
20. Brody McKnight, Montana	2011	14	53-54	21-28	116	8.28
21. Jan Stenerud, Montana State	1966	10	49-52	11-21	82	+8.20
T22. Tony Zendejas, Nevada	1981	11	27-27	21-24	90	#8.18
T22. Micky Penaflo, Northern Arizona	1988	11	33-33	19-24	90	8.18

#Indicates NCAA Division FCSs, +Indicates NCAA Division II Leader, *Indicates Still Active

KICK SCORING

SEASON ANNUAL CHAMPIONS (BASED ON POINTS PER GAME AVERAGE)

Name, School	Season	G	PATs	FGM/A	Points	PPG
Lynn Smith, Weber State	1963	9	19-25	0-0	19	2.1
Dan Neves, Idaho State	1964	9	24-48	1-3	27	2.0
Jan Stenerud, Montana State	1965	10	10-11	7-14	34	3.4
Jan Stenerud, Montana State	1966	10	49-52	11-21	82	+8.2
Frank Kalfoss, Montana State	1967	10	27-28	7-18	48	4.8
Dan Worrell, Montana	1968	9	22-23	8-13	46	5.1
Dan Worrell, Montana	1969	11	40-41	9-18	67	6.1
Dan Worrell, Montana	1970	11	39-40	7-17	60	5.5
Jamie Nunez, Weber State	1971	10	24-28	19-32	81	+8.1
Joe Larkin, Boise State	1972	10	41-44	4-11	65	+6.5
Pat Bolton, Montana State	1973	10	37-41	14-25	79	+7.9
Pat Bolton, Montana State	1974	10	28-33	11-16	61	6.1
Pat Bolton, Montana State	1975	10	18-20	14-23	60	6.0
Jeff Muri, Montana State	1976	10	28-32	11-18	61	6.1
Tom Jurich, Northern Arizona	1977	11	32-35	20-29	92	+8.4
Tom Sarette, Boise State	1978	11	27-27	12-20	63	6.3
Fernando Serrano, Nevada	1979	11	28-31	13-22	67	6.1
Case deBruijn, Idaho State	1980	11	28-31	8-15	52	4.7
Tony Zendejas, Nevada	1981	10	27-27	21-24	90	#8.2
Tony Zendejas, Nevada	1982	11	26-28	26-33	104	#9.5
Tony Zendejas, Nevada	1983	11	37-37	23-29	106	#9.6
Marty Zendejas, Nevada	1984	11	35-37	22-27	101	#9.2
Marty Zendejas, Nevada	1985	11	50-54	19-24	107	#9.7
Marty Zendejas, Nevada	1986	11	53-55	14-18	95	8.6
Micky Penaflor, Northern Arizona	1987	10	33-36	19-26	90	#9.0
Micky Penaflor, Northern Arizona	1988	11	33-33	19-24	90	8.2
Thayne Doyle, Idaho	1989	11	38-38	12-20	74	6.7
Kevin McKelvie, Nevada	1990	11	37-39	21-24	100	9.1
Rick Schwendinger, Nevada	1991	11	57-60	12-20	170	8.5
Mike Hollis, Idaho	1992	11	54-56	12-20	90	8.2
Mike Hollis, Idaho	1993	11	68-68	6-10	80	7.9
Ryan Woolverton, Idaho	1994	11	54-56	14-22	96	8.7
Kevin O'Leary, Northern Arizona	1995	11	41-44	16-22	89	8.1
Scott Shields, Weber State	1996	11	35-37	18-24	89	8.1
Josh Atwood, E. Washington	1997	11	47-49	12-19	83	7.5
Kris Heppner, Montana	1998	11	37-40	13-19	76	6.9
Kris Heppner, Montana	1999	11	56-63	12-20	92	8.4
Chris Snyder, Montana	2000	11	39-42	13-21	78	7.1
Troy Griggs, Eastern Washington	2001	10	51-53	14-20	93	9.3
Chris Snyder, Montana	2002	14	50-50	19-32	107	7.6
Chris Snyder, Montana	2003	13	47-48	25-30	122	9.4
Dan Carpenter, Montana	2004	15	63-63	18-29	117	7.8
Jaret Johnson, Idaho State	2005	11	29-31	17-19	80	7.3
Dan Carpenter, Montana	2006	14	41-45	24-30	113	8.2
Dan Carpenter, Montana	2007	12	44-45	19-23	101	8.4
Robbie Dehaze, Northern Arizona	2008	11	34-36	16-20	82	7.5
Matt Myers, Northern Arizona	2009	11	36-36	17-24	87	7.9
Jason Cunningham, Montana St.	2010	12	42-48	20-24	102	8.5
Zach Brown, Portland State	2011	11	27-29	24-27	99	9.0
Rory Perez, Montana State	2012	12	44-48	17-21	95	7.9
Ben Worst, Montana	2013	11	48-48	9-17	75	6.8
Brad Cornish, Sacramento State	2014	12	56-59	14-17	98	8.2
Ryan Hawkins, Northern Arizona	2015	11	57-57	11-12	90	8.2
Griffin Roehler, Northern Arizona	2016	11	44-45	13-16	83	7.5
Trey Tuttle, Weber State	2017	14	53-54	19-22	116	8.3
Roldan Alcobendas, Eastern Washington	2018	14	71-72	16-19	119	8.5

#Indicates NCAA FCS Leader, +Indicates NCAA Division II Leader, *Indicates Still Active



Nevada's Marty Zendejas

CAREER LEADERS - (BASED ON POINTS)

Name, School	Seasons	G	Pts.
1. Dan Carpenter, Montana	2004-07	53	413
2. Chris Snyder, Montana	2000-03	50	392
3. Brody McKnight, Montana	2008-11	55	387
4. Marty Zendejas, Nevada	1984-87	44	385
5. Jason Cunningham, Montana State	2008-11	47	359
6. Roldan Alcobendas, Eastern Washington	2014-18	43	320
7. Scott Shields, Weber State	1995-98	44	310
8. Robbe Dehaze, Northern Arizona	2005-08	48	307
8. Thayne Doyle, Idaho	1988-91	43	307
10. Reid Taubenheim, North Dakota	2014-17	46	306
11. Tony Zendejas, Nevada	1981-83	33	300
T12. Kirk Duce, Montana	1988-91	44	280
T12. Zach Brown, Portland State	2009-12	40	280
14. Mike Black, Boise State	1988-91	44	275
15. Brady Stuart, UC Davis	2012-15	44	274
16. Andy Larson, Montana	1993-96	43	271
17. Kris Heppner, Montana	1996-99	33	245

SEASON LEADERS - (BASED ON POINTS)

Name, School	Season	G	Pts.
1. Chris Snyder, Montana	2003	13	122
2. Roldan Alcobendas, Eastern Washington	2018	14	119
3. Dan Carpenter, Montana	2004	15	117
T4. Trey Tuttle, Weber State	2017	14	116
T4. Brody McKnight, Montana	2011	14	116
T6. Dan Carpenter, Montana	2006	14	113
T6. Jason Cunningham, Montana State	2011	13	113
8. Brody McKnight, Montana	2009	15	109
T9. Marty Zendejas, Nevada	1985	11	107
T9. Chris Snyder, Montana	2002	14	107
11. Tony Zendejas, Nevada	1983	11	106
12. Tony Zendejas, Nevada	1982	11	104
13. Jason Cunningham, Montana State	2010	12	102
T14. Dan Carpenter, Montana	2007	12	101
T14. Marty Zendejas, Nevada	1984	11	101
T14. Paul Ernster, Northern Arizona	2003	13	101
T14. Jimmy Pavel, Eastern Washington	2012	14	101

THE FOLLOWING DEFENSIVE RECORDS WERE ADDED IN 2007. THESE RECORDS BEGIN WITH THE 2000 SEASON WHEN THE NCAA BEGAN RECOGNIZING TACKLES, TACKLES FOR LOSS AND SACKS AS OFFICIAL STATS.

CAREER LEADERS

Total Tackles

Player, School	Years	GP	Solo	Assist	Total
1. Ronnie Hamlin, E. Washington	2011-14	53	248	225	473
2. Kane Ioane, Montana State	2000-03	48	242	229	471
3. A.J. Storms, Idaho State	2008-11	41	199	235	434
4. J.C. Sherritt, E. Washington	2007-10	45	197	235	432
5. Nick Dzubnar, Cal Poly	2012-14	36	190	196	386
6. Bobby Daly, Montana State	2005-08	47	183	197	380
7. Miquiyah Zamora, E. Washington	2013-16	52	169	197	366
8. Pago Togafau, Idaho State	2003-06	45	132	232	364
9. Miles Killebrew, Southern Utah	2012-15	48	211	145	356
10. Cristian Sarmento, N. Colorado	2006-08	33	182	172	354
11. Todd Davis, Sacramento St.	2010-13	45	157	194	351
12. Matt McFadden, Weber State	2000-03	41	152	198	350

Tackles for Loss

Player, School	Years	GP	Total
1. James Cowser, Southern Utah	2012-15	40	80.0
2. Jared Allen, Idaho State	2000-03	41	73.0
3. Brady Fosmark, Weber State	2001-05	43	64.5
4. Zack Wagenmann, Montana	2011-14	50	53.5
5. Mike Brannon, Sacramento State	2005-08	45	52.5
6. Dane Fletcher, Montana State	2006-09	39	50.5

Sacks

Player, School	Years	GP	Total
1. James Cowser, Southern Utah	2012-15	40	42.5
2. Jared Allen, Idaho State	2000-03	41	38.5
3. Zack Wagenmann, Montana	2011-14	50	37.5
4. Greg Peach, Eastern Washington	2005-08	47	35.5
5. Tim Bush, Montana	2000-03	48	34.5
6. Kroy Biermann, Montana	2004-07	52	33

SINGLE-SEASON LEADERS

Total Tackles

Player, School	Year	GP	Solo	Assist	Total
1. J.C. Sherritt, Eastern Washington	2010	15	85	91	176
2. J.C. Sherritt, Eastern Washington	2009	12	71	99	170
3. Nick Dzubnar, Cal Poly	2014	12	73	94	167
4. Darnell Sankey, Sacramento State	2015	11	57	96	153
5. Chinedu Ahanonu, Southern Utah	2014	12	76	76	152
T6. Dante Olson, Montana	2018	11	57	94	151
T6. Greg Belzer, Eastern Washington	2000	11	45	106	151
8. A.J. Storms, Idaho State	2010	11	63	83	146
9. Clarence Bumpas, N. Colorado	2011	11	56	89	145
T10. Cristian Sarmento, N. Colorado	2008	11	72	70	142
T10. Kane Ioane, Montana State	2003	13	79	63	142
12. Ronnie Hamlin, E. Washington	2013	15	65	75	140
13. Alex Singleton, Montana State	2014	13	86	50	136

Tackles for Loss

Player, School	Year	GP	Total
1. James Cowser, Southern Utah	2014	12	28.5
2. Jared Allen, Idaho State	2003	12	28.0
4. Andy Petek, Montana	2000	11	27.0
4. Jeff Allen, Eastern Washington	2000	11	24.0
5. Zack Wagenmann, Montana	2014	14	23.0
6. Greg Peach, Eastern Washington	2008	11	22.0
7. Keith O'Neil, Northern Arizona	2002	11	21.0
8. Chris Hunsaker, Northern Arizona	2006	11	21.0
T9. Mason Moe, UC Davis	2018	13	20.5
T9. Tim Bush, Montana	2002	13	20.5
T9. Brady Fosmark, Weber State	2003	9	20.5
T9. Brad Daly, Montana State	2013	12	20.5
T9. Mac Bignell, Montana State	2015	11	20.5

Sacks

Player, School	Year	GP	Total
1. Andy Petek, Montana	2000	11	19.0
T2. Greg Peach, Eastern Washington	2008	11	18.0
T2. Tyrone Holmes, Montana	2015	13	18.0
T4. Jared Allen, Idaho State	2003	12	17.5
T4. Zack Wagenmann, Montana	2014	14	17.5
6. Kroy Biermann, Montana	2007	12	15.0
7. Brad Daly, Montana State	2013	12	14.0
T8. Tim Bush, Montana	2002	13	13.0
T8. Zach Nash, Sacramento State	2010	11	13.0
T8. James Cowser, Southern Utah	2015	12	13.0
T11. Caleb Schreiber, Montana State	2012	12	12.5
T11. Brad Daly, Montana State	2011	12	12.5
T11. Brady Fosmark, Weber State	2003	9	12.5

SINGLE-GAME HIGHS

Tackles

Tackles	Year	Player, School (Opponent)
28	2014	Chinedu Ahanonu, Southern Utah (Nevada, Aug. 30)
27	2015	Darnell Sankey, Sacramento State (Weber State, Sept. 19)
24	2018	Dante Olson, Montana (Cal Poly, Sept. 29)
24	2009	J.C. Sherritt, Eastern Washington (Weber State, Oct. 10)
23	2012	Anthony Morales, Weber State (Montana, Nov. 3)
23	2001	Matt McFadden, Weber State (Idaho State, Oct. 27)
22	2012	Phil Pleasant, Idaho State (UC Davis, Oct. 13)
21	2001	Matt McFadden, Weber State (Montana, Nov. 10)
21	2006	Pago Togafau, Idaho State (Northern Arizona, Sept. 23)
21	2006	Cyrus Mulitalo, Sacramento State (Northern Colorado, Oct. 28)
21	2004	Eric Jones, Weber State (Montana State, Oct. 9)
21	2003	Kane Ioane, Montana State (Northern Arizona, Oct. 25)
21	2002	Kane Ioane, Montana State (Saint Mary's, Aug. 31)

Tackles For loss

TFL	Year	Player, School (Opponent)
7.0	2004	Brady Fosmark, Weber State (Sacramento State, Oct. 16)
6.0	2011	Zack Nash, Sacramento State (Idaho State, Nov. 12)
6.0	2010	Zack Nash, Sacramento State (Idaho State, Nov. 13)
6.0	2002	Tim Bush, Montana (Northern Arizona, Nov. 2)
5.5	2015	Tyrone Holmes, Montana (Northern Arizona, Sept. 26)
5.5	2014	James Cowser, Southern Utah (South Dakota State, Sept. 13)
5.5	2003	Brady Fosmark, Montana (Eastern Washington, Sept. 27)
5.0	2018	Mason Moe, UC Davis (Montana, Oct. 27)
5.0	2012	Na'a Moeakiola, Montana State (Sacramento State, Nov. 3)
5.0	2000	Jared Allen, Idaho State (Northern Arizona, Oct. 7)
5.0	2006	Chris Hunsaker, Northern Arizona (N. Colorado, Nov. 18)
5.0	2003	Josh Ratliff, Portland State (Sacramento State, Oct. 18)
5.0	2004	Jacob Houston, Sacramento State (Weber State, Oct. 16)
5.0	2001	Adam Cordeiro, Montana State (Idaho State, Nov. 10)

Sacks

Sacks	Year	Player, School (Opponent)
5.0	2011	Zack Nash, Sacramento State (Idaho State, Nov. 12)
5.0	2010	Zack Nash, Sacramento State (Idaho State, Nov. 13)
4.5	2001	Adam Cordeiro, Montana State (Idaho State, Nov. 10)
4.0	2015	Tyrone Holmes, Montana (Northern Arizona, Sept. 26)
4.0	2013	Brad Daly, Montana State (Colorado Mesa, Sept. 14)
4.0	2012	Tyrone Holmes, Montana (Idaho State, 2012)
4.0	2011	Trevor Pletcher, Weber State (Idaho State, Oct. 15)
4.0	2010	Sean Rutten, Idaho State (Northern Colorado, Sept. 18)
4.0	2009	Christian Clark, Sacramento State (Northern Arizona, Oct. 31)
4.0	2008	Greg Peach, Eastern Washington (Idaho State, Sept. 27)
4.0	2006	Adam Hayward, Portland State (New Mexico, Sept. 2)
4.0	2003	Jared Allen, Idaho State (Eastern Washington, Oct. 4)
4.0	2003	Tim Bush, Montana (Northern Arizona, Nov. 3)
4.0	2002	Tim Bush, Montana (Northern Arizona, Nov. 2)
4.0	2001	Adam Chambers, Eastern Washington (C. Washington, Nov. 17)

THE FOLLOWING IS A LIST OF TEAM-BY-TEAM ALL-TIME DEFENSIVE RECORDS. THIS IS INCLUDED IN THE MEDIA GUIDE AS A WAY TO RECOGNIZE THOSE WHO COMPETED PRIOR TO 2000 WHEN THE NCAA BEGAN RECOGNIZING TACKLES, TACKLES FOR LOSS AND SACKS.

Cal Poly
(Since Joining the Big Sky in 2012)
Career

Total tackles - 386, Nick Dzubnar, 2012-14
Tackles for Loss - 25.5, Sullivan Grosz, 2012-13.
Sacks - 13, Sullivan Grosz, 2012-13.

Season

Total tackles - 112, Nick Dzubnar, 2013
Tackles for Loss - 13.5, Sullivan Grosz, 2013
Sacks - 8, Sullivan Grosz, 2013

Single-Game

Total tackles - 19, Nick Dzubnar, vs. South Dakota St. and Sac State, 2014.
Tackles for loss - 3.5, Anders Turner vs. Montana, 2016; Darren Adjei vs. Southern Utah
Sacks - 3, Sullivan Grosz vs. NC, Oct. 13, 2012

Eastern Washington
(Since joining the Big Sky in 1987)
Career

Total tackles - 473, Ronnie Hamlin, 2011-14.
Tackles for Loss - 63, Greg Peach, 2005-08
Sacks - 35.5, Greg Peach, 2005-08

Season

Total tackles - 176, J.C. Sherritt, 2010
Tackles for Loss - 28, Greg Peach, 2008
Sacks - 18, Greg Peach, 2008

Single-Game

Total tackles - 24, J.C. Sherritt vs. Weber State, Oct. 10, 2009
Tackles for loss - 6, Tommy Williams vs. Montana St., Oct. 10, 1992
Sacks - 4.5, Dario Romero vs. CS Northridge, Nov. 15, 1997; 4.5 Tommy Williams, vs. Northern Arizona, Oct. 24, 1992.

Idaho
(FCS Records)
Career

Total tackles - 519, Sam Merriman, 1979-82
Tackles for loss - 91, Ryan Phillips, 1993-96 (senior season played at FBS)
Sacks - 57.5, Jeff Robinson, 1989-92

Season

Total tackles - 180, Tom Hennessey, 1986
Tackles for loss - 28.5, Ryan Phillips, 1994
Sacks - 20, Jeff Robinson, 1991

Idaho State
Career

Total tackles - 434, A.J. Storms, 2008-11
Tackles for Loss - 73, Jared Allen, 2000-03
Sacks - 42.5, Josh Hays, 1993-96

Season

Total tackles - 208, Joe Mattie, 1973
Tackles for loss - 28, Jared Allen, 2003
Sacks - 17.5, Jared Allen, 2003

Single Game

Total tackles - 27, Joe Mattie vs. Northern Arizona, 1973; 27, Mike Calley, vs. Northern Arizona 1987
Tackles for loss - 5, Josh Hays, vs. Boise State, 1994
Sacks - 5, Josh Hays vs. Boise State, 1994

Montana
(From 1976)
Career

Total tackles - 393, Vince Huntsberger, 1998-01
Tackles for Loss - 53.3 Zack Wagenmann, 2011-14.
Sacks - 37.5 Zack Wagenmann, 2011-14.

Season

Total tackles - 151, Dante Olson, 2018
Tackles for loss - 27, Andy Petek, 2000
Sacks - 19, Andy Petek, 2000

Single Game

Total tackles - 25, Tim Hauck, 1989 vs. Fresno State
Tackles for loss - 5.5, Tyrone Holmes, 2015 vs. Northern Arizona
Sacks - 4.5, Tim Bush vs. N. Arizona, 2002

Montana State
Career

Total tackles - 518, Kirk Timmer, 1983-86

Tackles for Loss - 66, Corey Widmer, 1988-91
Sacks - 40, Mark Fellows, 1981-84

Season

Total tackles - 202, Jim Kalafat, 1982
Tackles for loss - 30, Mark Fellows, 1984
Sacks - 23, Mark Fellows, 1984

Single Game

Total tackles - 30, Jim Kalafat vs. Nevada, 1983
Tackles for loss - 7, Matt Micklewright vs. NAU, 1986
Sacks - 7, Matt Micklewright vs. NAU, 1986

Northern Arizona
(Since Joining the Big Sky in 1970)
Career

Total tackles - 424, James Gee, 1981-84
Tackles for Loss - 64, James Gee, 1981-84
Sacks - 23, Isaac Bond, 2008-11

Season

Total tackles - 182 Greg Gerken, 1980
Tackles for loss - 27, James Gee, 1983
Sacks - 15, James Gee, 1983

Single Game

Total tackles - 24, Dick Shumway, vs. Montana 1980; Pete Jonovich, 1988 vs. Boise State; Darrell Jordan, 1989 vs. W. New Mexico
Tackles for loss - 6.5, Kacey Allen, vs. Idaho St. 1999
Sacks - 6.5 Kacey Allen, vs. Idaho St., 1999

Northern Colorado
(Since Joining the League in 2006)
Career

Total tackles - 354, Cristian Sarmento, 2006-08
Tackles for loss - 30.5, Kiefer Morris, 2015-18
Sacks - 15.5, Kiefer Morris, 2015-18

Season

Total tackles - 145, Clarence Bumpas, 2011
Tackles for loss - 15, Cristian Sarmento, 2008
Sacks - 10, Cristian Sarmento, 2008

Single Game

Total tackles - 20, Cristian Sarmento vs. Eastern Washington, 2007; Luke Nelson at Montana, 2017; Henry Stelzner, 2018
Tackles for loss - 4, Nick Hernon, vs. Portland State, 2010; Dominick Sierra vs Sacramento State 2014; Mikhail Dubose, vs. Sacramento State, 2015
Sacks - 9 tied with 2.

Portland State
(Since joining Big Sky in 1996)
Career

Total tackles - 320, Jordan Senn, 2004-07
Tackles for Loss - 44, Tom Matijacic, 1996-98
Sacks - 14, Chris Cain, 1997-00

Season

Total tackles - 125, Neil Fendall, 1996
Tackles for loss - 19, Mike McCarthy, 1997
Sacks - 9.5, Adam Hayward, 2006

Single Game

Total tackles - 22, Neil Fendall, 1996 vs. UC Davis.
Tackles for loss - 6, Mike McCarthy vs. Saint Mary's 1997.
Sacks - 4.0, Adam Hayward vs. N. Mexico, 2006.

Sacramento State
(Since Joining the Big Sky in 1996)
Career

Total tackles - 435, Rylan Wickman, 1995-98
Tackles for loss - 52.5 - Mike Brannon, 2005-08
Sacks - 29.5 - Zack Nash, 2008-11

Season

Total tackles - 154, Rylan Wickman, 1997
Tackles for loss - 25, Anthony Daisley, 2000
Sacks - 12.0, Anthony Daisley, 1999

Single Game

Total tackles - 27, Darnell Sankey vs. Weber State, 2015
Tackles for loss - 6, Zack Nash vs. Idaho State, 2010
6, Zack Nash vs. Idaho State, 2011
Sacks - 5.0, Zack Nash vs. Idaho State, 2010

5.0, Zack Nash vs. Idaho State 2011

Southern Utah
(Since Joining the Big Sky in 2012)
Career

Total tackles - 356, Miles Killebrew, 2012-15
Tackles for loss - 80.0 James Cowser, 2012-15
Sacks - 42.5, James Cowser, 2012-15

Season

Total tackles - 152, Chinedu Ahanonu, 2014
Tackles for loss - 28.5 James Cowser, 2014
Sacks - 13, James Cowser, 2015

Single-Game

Total tackles - 28 Chinedu Ahanonu vs. Nevada, Aug. 30, 2014
Tackles for loss - 5.5, James Cowser vs South Dakota St. (Sep 13, 2014)
Sacks - 3.0, James Cowser vs. Weber State 2013, Toi Taufa vs. Montana State, 2013.

UC Davis
(Since Joining the Big Sky in 2012)
Career

Total tackles - 184, Keelan Culbertson, 2014-17
Tackles for Loss -24.5, Mason Moe, 2017-18
Sacks - 14.5 Nick King

Season

Total tackles - 84, Charles Boyett, 2013
Tackles for Loss - 6.5, Mason Moe, 2018
Sacks - 10.5, Mason Moe, 2018

Single-Game

Total tackles - 15, Byron Gruendl vs. Cal Poly, Sep 22, 2012
Tackles for loss - 5.0, Mason Moe at Montana, Oct. 27, 2018
Sacks - 3.5, Mason Moe at Montana, Oct. 27, 2018

Weber State
Career

Total tackles - 450, Danny Rich 1978-81
Tackles for loss - 64.5, Brady Fosmark, 2002-05
Sacks - 32.5, Brady Fosmark, 2002-05

Season

Total tackles - 184, Joe DiPoalo, 1982
Tackles for loss - 20.5, Brady Fosmark, 2003
Sacks - 13, Eric Weston, 1997

Single Game

Total tackles - 31, Danny Rich, vs. Nevada, 1980
Tackles for loss - 7.0, Brady Fosmark, vs. Sacramento State, 2004.
Sacks - 4, Tied by six players.



**Southern Utah's
James Cowser**

TOTAL OFFENSE			TOTAL DEFENSE			RUSHING OFFENSE			RUSHING DEFENSE		
Year	School	Avg.	Year	School	Avg.	Year	School	Avg.	Year	School	Avg.
1963	Weber State	340.7	1963	Montana State	212.1	1963	Montana State	234.8	1963	Idaho	127.3
1964	Montana State	303.3	1964	Idaho State	182.0	1964	Idaho State	247.6	1964	Idaho State	113.3
1965	Weber State	344.4	1965	Weber State	198.0	1965	Weber State	234.7	1965	Weber State	99.6
1966	Weber State	460.1+	1966	Montana State	238.4	1966	Montana State	255.3	1966	Montana State	65.9
1967	Weber State	346.1	1967	Montana	289.4	1967	Montana	228.1	1967	Montana	163.0
1968	Weber State	436.1	1968	Weber State	294.8	1968	Montana State	213.4	1968	Weber State	110.4
1969	Montana	454.8	1969	Weber State	258.1	1969	Montana	331.5	1969	Weber State	108.8
1970	Montana	429.5	1970	Montana	226.4	1970	Montana	334.4	1970	Montana	69.9
1971	Boise State	417.1	1971	Idaho	272.4	1971	Weber State	337.2	1971	Idaho	133.4
1972	Boise State	442.9	1972	Montana State	259.4	1972	Weber State	249.3	1972	Montana State	114.3
1973	Boise State	466.5+	1973	Montana State	266.7	1973	Montana State	276.8	1973	Montana State	126.0
1974	Boise State	516.9+	1974	Boise State	292.9	1974	Montana State	269.8	1974	Boise State	145.3
1975	Boise State	436.0	1975	Idaho State	257.8	1975	Idaho	284.6	1975	Montana	140.4
1976	Boise State	388.5	1976	Northern Arizona	288.8	1976	Montana State	287.5+	1976	Northern Arizona	140.4
1977	Boise State	424.0	1977	Northern Arizona	293.8	1977	Montana State	244.5	1977	Northern Arizona	104.7
1978	Montana State	371.3	1978	Weber State	305.7	1978	Montana State	243.2	1978	Montana	160.7
1979	Boise State	431.5	1979	Northern Arizona	269.9	1979	Nevada	261.9	1979	Northern Arizona	125.1
1980	Boise State	382.7	1980	Nevada	222.0	1980	Idaho	260.2	1980	Nevada	75.9
1981	Idaho	438.8#	1981	Weber State	313.5	1981	Idaho	266.3#	1981	Montana	120.8
1982	Idaho	427.9	1982	Nevada	311.5	1982	Nevada	223.2	1982	Nevada	101.8
1983	Idaho	479.4#	1983	Nevada	297.5	1983	Nevada	258.2	1983	Idaho State	98.5
1984	Montana State	447.4	1984	Montana State	314.5	1984	Boise State	196.5	1984	Montana State	94.4
1985	Weber State	516.1#	1985	Nevada	289.2	1985	Boise State	235.4	1985	Nevada	77.8
1986	Nevada	492.0#	1986	Boise State	269.4	1986	Nevada	216.3	1986	Boise State	80.3
1987	Boise State	450.4	1987	Northern Arizona	331.7	1987	Boise State	192.9	1987	Montana	111.0
1988	Idaho	442.8	1988	Montana	279.9	1988	Montana State	216.4	1988	Montana	97.8
1989	Idaho	495.9#	1989	Boise State	324.8	1989	Montana State	206.6	1989	Montana	70.2#
1990	Weber State	485.7	1990	Nevada	305.3	1990	Idaho	182.8	1990	Montana	86.1
1991	Weber State	578.5#	1991	Boise State	311.6	1991	Weber State	191.9	1991	Boise State	84.4#
1992	Idaho	490.0	1992	Idaho	334.1	1992	Idaho	208.8	1992	Eastern Washington	83.0
1993	Idaho	532.0#	1993	Northern Arizona	345.9	1993	Idaho	254.5#	1993	Northern Arizona	119.7
1994	Idaho	518.6	1994	Weber State	340.9	1994	Idaho	219.9	1994	Idaho	65.3#
1995	Montana	512.5#	1995	Idaho	291.9	1995	Northern Arizona	204.8	1995	Idaho	81.2
1996	Northern Arizona	523.7#	1996	Weber State	338.3	1996	Northern Arizona	212.5	1996	Montana	104.1
1997	Eastern Washington	505.6#	1997	Eastern Washington	313.8	1997	Eastern Washington	226.3	1997	Eastern Washington	81.5
1998	Portland State	464.6	1998	Weber State	273.7	1998	Sacramento State	228.2	1998	Weber State	98.2
1999	Montana	517.4	1999	Montana	348.5	1999	Sacramento State	234.2	1999	Montana	105.1
2000	Montana	445.9	2000	Montana	265.0	2000	Sacramento State	207.9	2000	Montana	76.6
2001	Eastern Washington	514.5#	2001	Montana State	358.0	2001	Eastern Washington	225.4	2001	Northern Arizona	107.8
2002	Eastern Washington	447.5	2002	Montana State	306.8	2002	Sacramento State	156.2	2002	Montana	100.7
2003	Northern Arizona	423.5	2003	Montana State	298.4	2003	Weber State	203.2	2003	Montana	93.6
2004	E. Washington	475.5	2004	Portland State	346.3	2004	Portland State	204.4	2004	Portland State	111.6
2005	E. Washington	478.0	2005	Montana State	332.2	2005	Portland State	195.3	2005	Idaho State	119.0
2006	Northern Arizona	405.1	2006	Montana	266.4	2006	Montana	139.4	2006	Montana	106.8
2007	E. Washington	462.3	2007	Montana	338.8	2007	No. Arizona	232.3	2007	Sacramento State	117.5
2008	Weber State	455.3	2008	Montana State	314.1	2008	Montana State	175.2	2008	Northern Arizona	59.8#
2009	Eastern Washington	462.2	2009	Montana State	343.9	2009	Montana	160.2	2009	Montana State	82.5
2010	Montana State	451.8	2010	Montana	289.8	2010	Portland State	203.3	2010	Northern Arizona	93.5
2011	Eastern Washington	447.4	2011	Montana	327.1	2011	Portland State	247.8	2011	Montana	136.6
2012	Montana	452.3	2012	Montana State	316.4	2012	Cal Poly	324.2	2012	Montana	92.5
2013	Portland State	540.5	2013	Northern Arizona	348.3	2013	Cal Poly	309.2#	2013	Cal Poly	128.4
2014	Idaho State	562.0	2014	North Dakota	354.4	2014	Cal Poly	351.8#	2014	North Dakota	102.5
2015	Montana State	519.8	2015	Weber State	346.9	2015	Cal Poly	387.3#	2015	North Dakota	100.1
2016	Eastern Washington	529.6	2016	Montana	349.8	2016	Cal Poly	343.5	2016	North Dakota	91.3
2017	UC Davis	484.7	2017	Weber State	343.3	2017	Montana State	249.5	2017	Weber State	120.4
2018	Eastern Washington	528.2	2018	Weber State	319.3	2018	Cal Poly	330.8	2018	Weber State	122.8

#Indicates FCS Leaders, +Indicates NCAA Division II Leader

Team Statistical Leaders

PASSING OFFENSE			PASSING DEFENSE			SCORING OFFENSE			SCORING DEFENSE		
Year	School	Avg.	Year	School	Avg.	Year	School	Avg.	Year	School	Avg.
1963	Weber State	131.7	1963	Idaho State	82.1	1963	Weber State	24.1	1963	Montana State	9.9
1964	Idaho	100.6	1964	Montana State	72.1	1964	Idaho State	22.7	1964	Montana State	10.4
1965	Weber State	109.8	1965	Not Recorded		1965	Weber State	30.0	1965	Weber State	11.3
1966	Weber State	238.6	1966	Idaho	111.1	1966	Montana State	39.4	1966	Montana State	13.4
1967	Weber State	142.4	1967	Weber State	111.6	1967	Montana State	22.8	1967	Montana	10.3
1968	Idaho	277.1	1968	Weber State	184.3	1968	Weber State	27.0	1968	Weber State	18.4
1969	Idaho	274.1	1969	Weber State	149.3	1969	Idaho State	35.6	1969	Montana	11.7
1970	Idaho	164.7	1970	Boise State	105.6	1970	Montana	32.0	1970	Boise State	11.7
1971	Boise State	223.5	1971	Weber State	130.1	1971	Boise State	29.0	1971	Weber State	14.4
1972	Boise State	242.7	1972	Idaho State	108.6	1972	Boise State	31.4	1972	Montana State	15.8
1973	Boise State	232.2	1973	Northern Arizona	98.2	1973	Boise State	34.8	1973	Montana State	15.2
1974	Boise State	334.5+	1974	Idaho	101.5	1974	Boise State	44.6	1974	Montana State	20.2
1975	Boise State	274.2	1975	Idaho State	101.9	1975	Boise State	34.5	1975	Idaho State	14.8
1976	Weber State	217.4	1976	Montana State	129.2	1976	Northern Arizona	26.9	1976	Montana State	10.5
1977	Weber State	239.7	1977	Weber State	158.4	1977	Northern Arizona	29.5	1977	Northern Arizona	15.4
1978	Weber State	228.5	1978	Weber State	129.4	1978	Montana State	28.8	1978	Boise State	16.5
1979	Boise State	181.3	1979	Boise State	108.5	1979	Boise State	31.5	1979	Boise State	12.7
1980	Idaho State	261.1	1980	Northern Arizona	131.9	1980	Idaho State	25.3	1980	Nevada	10.3
1981	Idaho State	325.7#	1981	Idaho State	173.9	1981	Idaho State	29.6	1981	Idaho State	13.7
1982	Idaho	293.9	1982	Idaho State	184.8	1982	Idaho	31.5	1982	Boise State	19.2
1983	Idaho	336.1#	1983	Boise State	188.8	1983	Nevada	31.6	1983	Boise State	17.6
1984	Montana State	333.8	1984	Northern Arizona	217.2	1984	Idaho	33.0	1984	Montana State	20.4
1985	Idaho	317.5	1985	Northern Arizona	185.4	1985	Nevada	40.6	1985	Nevada	14.1
1986	Montana	312.2	1986	Northern Arizona	188.5	1986	Nevada	39.4#	1986	Nevada	15.5
1987	Idaho	337.3	1987	Eastern Washington	200.4	1987	Weber State	37.0	1987	Montana	18.6
1988	Idaho	289.5	1988	Montana	182.1	1988	Weber State	32.7	1988	Montana	15.8
1989	Idaho	374.3	1989	Northern Arizona	215.6	1989	Idaho	35.1	1989	Montana	19.3
1990	Weber State	342.2#	1990	Nevada	187.3	1990	Idaho	37.2	1990	Boise State	16.6
1991	Weber State	389.1#	1991	Boise State	227.3	1991	Nevada	45.1#	1991	Boise State	17.9
1992	Montana	325.6	1992	Weber State	175.6	1992	Idaho	40.5	1992	Montana State	19.3
1993	Montana	359.0	1993	Montana State	216.5	1993	Idaho	47.5#	1993	Eastern Washington	22.5
1994	Montana	372.3	1994	Weber State	209.3	1994	Idaho	42.9	1994	Boise State	18.6
1995	Montana	408.2#	1995	Idaho State	189.3	1995	Montana	42.5#	1995	Northern Arizona	14.8
1996	Montana	339.6#	1996	Weber State	217.8	1996	Northern Arizona	43.0#	1996	Montana	17.4
1997	Cal State Northridge	358.1#	1997	Weber State	210.5	1997	Eastern Washington	35.4	1997	Montana	17.0
1998	Montana	311.6	1998	Weber State	99.3	1998	Montana State	31.6	1998	Weber State	17.6
1999	Montana	370.0	1999	Montana	227.8	1999	Montana	46.4	1999	Montana	23.1
2000	Montana	312.4	2000	Montana	188.4	2000	Portland State	35.6	2000	Montana	19.3
2001	Weber State	299.0	2001	Montana State	203.9	2001	Eastern Washington	41.9#	2001	Montana	20.3
2002	Eastern Washington	317.5	2002	Montana State	194.1	2002	Eastern Washington	33.2	2002	Idaho State	17.1
2003	Idaho State	299.6	2003	Montana State	168.7	2003	Montana	33.1	2003	Montana State	16.5
2004	Idaho State	328.3	2004	Weber State	206.1	2004	Eastern Washington	37.5	2004	Portland State	20.3
2005	E. Washington	341.8	2005	Montana State	165.6	2005	Eastern Washington	35.0	2005	Montana	18.2
2006	Northern Arizona	267.2	2006	Montana	159.6	2006	Northern Arizona	34.4	2006	Montana	16.1
2007	Portland State	360.9#	2007	Weber State	212.2	2007	Eastern Washington	33.6	2007	Montana	14.8
2008	Portland State	372.2#	2008	Montana	195.3	2008	Weber State	35.2	2008	Montana	17.8
2009	Eastern Washington	321.2	2009	Northern Colorado	205.8	2009	Montana	35.8	2009	Montana	19.0
2010	Montana State	276.2	2010	Montana	140.0	2010	Montana State	33.0	2010	Northern Arizona	19.8
2011	Eastern Washington	368.4#	2011	Montana State	181.4	2011	Montana	33.9	2011	Montana	19.9
2012	Idaho State	352.0	2012	Northern Arizona	203.7	2012	Cal Poly	36.7	2012	Montana State	21.1
2013	Eastern Washington	349.8	2013	Northern Arizona	190.8	2013	E. Washington	39.5	2013	Cal Poly	21.6
2014	Idaho State	348.1#	2014	Northern Arizona	176.8	2014	E. Washington	44.1#	2014	Montana	21.0
2015	Eastern Washington	353.3#	2015	Idaho State	187.7	2015	Montana State	41.9	2015	Southern Utah	20.8
2016	Eastern Washington	401.0#	2016	Weber State	193.5	2016	Eastern Washington	42.4	2016	North Dakota	22.0
2017	UC Davis	348.3	2017	Northern Arizona	174.2	2017	Sacramento State	37.6	2017	Weber State	17.6
2018	UC Davis	322.8	2018	Northern Arizona	179.7	2018	Eastern Washington	43.1	2018	Weber State	21.2

#Indicates FCS Leaders, +Indicates NCAA Division II Leader

RUSHING OFFENSE

Year	G	Att.	Yds.	Avg. /Att.	TD	YPG Avg.
1963	N/A	N/A	N/A	N/A	N/A	N/A
1964	46	2,279	8,506	3.7	N/A	184.9
1965	48	2,347	8,657	3.7	N/A	180.3
1966	47	2,278	8,940	3.9	N/A	190.2
1967	50	2,531	9,327	3.7	N/A	186.5
1968	47	2,312	7,715	3.3	N/A	164.1
1969	49	2,584	9,696	3.7	N/A	197.8
1970	74	3,626	13,438	3.7	N/A	181.6
1971	73	3,647	15,427	4.2	N/A	211.3
1972	75	3,803	15,055	3.9	N/A	200.7
1973	76	3,762	15,219	4.0	140	200.2
1974	72	3,611	14,363	4.0	142	199.4
1975	73	3,683	15,186	4.1	145	208.1
1976	74	3,657	15,414	4.2	153	208.3
1977	74	3,656	14,499	4.0	128	195.9
1978	75	3,487	12,324	3.5	118	179.2
1979	86	4,081	15,413	3.8	118	179.2
1980	86	3,923	14,565	3.7	120	169.4
1981	85	3,658	14,230	3.9	128	167.4
1982	88	3,561	11,897	3.3	131	135.2
1983	87	3,440	11,837	3.4	111	136.1
1984	87	3,464	11,893	3.4	125	136.7
1985	88	3,812	15,104	3.9	156	171.6
1986	87	3,228	10,894	3.4	121	125.2
1987	99	3,955	14,714	3.7	158	148.6
1988	98	3,979	13,864	3.5	148	141.5
1989	97	3,766	12,753	3.4	147	131.5
1990	99	3,841	13,738	3.6	159	138.8
1991	99	3,842	13,901	3.6	189	140.4
1992	87	3,362	11,124	3.3	130	128.2
1993	87	3,522	13,587	3.9	153	156.2
1994	88	3,255	12,045	3.7	143	136.9
1995	87	3,242	12,444	3.8	142	143.0
1996	99	3,648	13,975	3.8	157	141.2
1997	100	3,488	12,917	3.7	118	129.2
1998	99	3,708	14,884	4.0	148	150.3
1999	99	3,623	15,605	4.3	173	157.6
2000	99	3,747	14,920	3.9	167	150.7
2001	89	3,316	15,204	4.6	166	170.8
2002	94	3,351	11,785	3.5	124	125.4
2003	96	3,722	13,695	3.7	149	142.7
2004	94	3,369	12,397	3.7	150	131.9
2005	90	3,407	12,962	3.8	136	144.0
2006	104	3,515	11,819	3.4	107	113.6
2007	103	3,977	15,032	3.8	136	145.9
2008	110	3,761	14,037	3.7	168	127.6
2009	105	3,471	12,724	3.7	127	121.2
2010	104	3,877	15,684	4.0	137	150.8
2011	104	3,823	16,122	4.2	167	155.0
2012	149	5,671	23,710	4.2	250	159.1
2013	160	6,084	25,930	4.3	253	162.1
2014	159	6,120	28,353	4.6	274	178.3
2015	147	6,051	27,312	4.5	258	185.8
2016	149	5,736	27,008	4.7	277	181.3
2017	147	5,962	25,588	4.3	262	174.1
2018	151	6,224	29,377	4.7	298	194.5

PASSING OFFENSE

Att.	Comp.	Int.	Pct.	Yds.	TD	YPG Avg.
N/A	N/A	N/A	N/A	N/A	N/A	N/A
629	245	52	.389	3,268	N/A	71.1
676	290	52	.428	3,782	N/A	78.8
940	431	71	.458	5,922	32	126.0
978	402	72	.411	4,993	35	99.8
1,526	717	115	.469	10,495	79	223.3
1,396	618	82	.442	8,317	71	169.7
1,864	748	139	.401	9,997	70	135.0
1,718	710	116	.413	9,771	61	133.8
1,507	622	138	.412	9,582	79	127.7
1,586	684	113	.431	9,084	68	119.5
1,451	702	107	.483	10,464	86	145.3
1,502	689	103	.458	9,097	59	135.7
1,523	755	94	.495	9,839	60	132.9
1,803	847	112	.469	11,293	76	152.6
1,721	837	83	.486	10,707	78	142.7
1,957	928	132	.474	11,936	86	138.7
2,159	1,113	91	.515	14,161	98	164.7
2,553	1,369	126	.536	17,958	120	211.3
2,973	1,615	123	.543	19,719	126	224.1
2,966	1,554	130	.524	19,537	134	224.6
3,275	1,837	137	.561	23,262	160	267.4
2,951	1,612	149	.546	21,249	146	241.5
3,412	1,847	135	.541	23,799	174	273.5
3,365	1,905	133	.566	25,101	183	253.5
3,131	1,616	163	.516	20,819	133	212.4
3,504	1,905	150	.543	24,892	167	256.6
3,699	1,983	159	.536	26,347	177	266.1
3,805	2,082	152	.547	28,142	190	284.3
2,917	1,595	111	.537	19,590	116	225.5
2,859	1,584	94	.554	21,857	170	251.2
3,214	1,809	89	.563	25,049	193	284.6
2,995	1,722	95	.575	21,743	166	249.9
3,502	1,891	138	.540	25,670	205	259.3
3,559	1,960	120	.551	25,429	173	254.3
3,048	1,730	98	.568	22,195	168	224.2
3,591	2,048	97	.570	27,270	222	275.5
3,267	1,837	104	.562	23,172	152	234.1
3,072	1,732	86	.564	22,897	177	257.3
3,216	1,835	91	.570	23,334	165	248.2
2,993	1,716	102	.573	21,731	159	226.4
3,362	1,888	118	.562	23,809	157	253.2
2,920	1,581	98	.541	18,964	133	210.7
3,038	1,681	134	.553	21,371	146	205.5
3,531	2,006	125	.568	24,698	169	239.8
3,852	2,241	131	.582	28,691	194	260.8
3,774	2,264	114	.599	26,927	193	256.4
3,328	1,912	111	.575	23,695	190	227.8
3,456	2,038	97	.590	23,963	179	230.4
5,119	3,124	153	.610	37,129	282	249.2
5,297	3,152	162	.595	38,711	273	241.9
5,202	3,147	140	.605	39,622	311	249.2
4,802	2,835	129	.590	35,025	292	235.1
4,959	2,932	130	.591	36,259	315	243.3
4,811	2,789	143	.580	36,696	272	249.6
4,694	2,759	132	.588	33,914	255	224.6

Offensive Trends

TOTAL OFFENSE

Year	G	Plays	Yards	Avg./ Att.	TD	YPG Avg.
1963	N/A	N/A	N/A	N/A	N/A	N/A
1964	46	2,908	11,774	4.1	N/A	255.9
1965	48	3,023	12,439	4.1	N/A	259.1
1966	47	3,218	14,862	4.6	N/A	316.2
1967	50	3,509	14,320	4.1	N/A	286.4
1968	47	3,838	18,210	4.7	N/A	387.4
1969	49	3,980	18,013	4.5	N/A	367.6
1970	74	5,490	23,435	4.3	N/A	316.6
1971	73	5,366	25,198	4.7	N/A	345.1
1972	75	5,310	24,637	4.6	N/A	328.5
1973	76	5,348	24,303	4.5	208	319.7
1974	72	5,062	24,827	4.9	228	344.8
1975	73	5,185	25,093	4.8	204	343.7
1976	74	5,180	25,253	4.9	193	341.2
1977	74	5,459	25,792	4.7	204	348.5
1978	75	5,208	23,031	4.4	192	307.8
1979	86	6,038	27,349	4.5	204	318.0
1980	86	6,082	28,714	4.7	218	333.9
1981	85	6,211	32,188	5.2	248	378.7
1982	88	6,534	31,616	4.8	257	359.3
1983	87	6,406	31,374	4.9	245	360.6
1984	87	6,739	35,155	5.2	285	404.1
1985	88	6,763	36,353	5.4	306	413.1
1986	87	6,640	34,693	5.2	295	398.8
1987	99	7,320	39,815	5.3	341	394.1
1988	98	7,110	34,683	4.9	281	353.9
1989	97	7,270	37,645	5.2	314	388.1
1990	99	7,540	40,085	5.3	336	404.9
1991	99	7,603	42,043	5.5	379	424.7
1992	87	6,280	30,714	4.9	246	353.7
1993	87	6,551	35,444	5.4	323	407.4
1994	88	6,469	37,094	5.7	336	421.5
1995	87	6,237	34,187	5.5	308	393.0
1996	99	7,127	39,645	5.6	391	400.5
1997	100	7,049	38,346	5.4	315	383.5
1998	99	6,756	37,079	5.5	337	374.5
1999	99	7,214	42,875	5.8	395	433.1
2000	99	7,014	38,092	5.4	319	384.8
2001	89	6,388	38,101	6.0	343	428.1
2002	94	6,567	35,119	5.3	289	373.6
2003	96	6,715	35,426	5.3	308	369.0
2004	94	6,731	36,206	5.4	307	385.1
2005	90	6,327	31,923	5.0	269	354.7
2006	104	6,553	32,988	5.0	253	317.2
2007	103	7,480	39,730	5.3	305	385.7
2008	110	7,613	42,728	5.6	362	388.4
2009	105	7,245	39,651	5.5	320	377.6
2010	104	7,205	39,379	5.5	327	378.6
2011	104	7,279	41,085	5.6	346	395.0
2012	149	10,890	60,839	5.6	532	408.3
2013	160	11,111	64,641	5.8	564	404.0
2014	159	11,322	63,825	5.6	585	401.4
2015	147	10,852	62,035	5.7	550	422.0
2016	149	10,595	60,367	5.7	592	405.1
2017	147	10,773	62,284	5.8	534	423.7
2018	151	10,918	63,291	5.8	553	419.1

SCORING OFFENSE

Year	G	Points	PPG Avg.
1963	45	816	18.1
1964	46	721	15.7
1965	48	866	18.1
1966	47	1,053	22.4
1967	50	824	16.5
1968	47	1,128	24.0
1969	49	1,280	26.1
1970	73	1,725	23.6
1971	72	1,604	22.3
1972	75	1,520	20.3
1973	75	1,583	21.1
1974	72	1,658	23.1
1975	73	1,732	23.7
1976	74	1,620	21.9
1977	74	1,689	22.8
1978	75	1,532	20.4
1979	86	1,693	19.7
1980	86	1,594	18.5
1981	85	2,103	24.7
1982	88	2,242	25.5
1983	87	2,145	24.6
1984	87	2,382	27.4
1985	88	2,578	29.3
1986	87	2,440	28.0
1987	99	2,869	28.9
1988	98	2,557	26.1
1989	97	2,626	27.1
1990	99	2,859	28.9
1991	99	3,073	31.0
1992	87	2,092	24.0
1993	87	2,675	30.7
1994	88	2,754	31.3
1995	87	2,567	29.5
1996	99	2,970	30.0
1997	100	2,487	24.9
1998	99	2,665	26.9
1999	99	3,192	32.2
2000	99	2,646	26.7
2001	89	2,835	31.9
2002	94	2,514	26.7
2003	96	2,689	28.0
2004	94	2,316	24.6
2005	90	2,315	25.7
2006	104	2,236	21.5
2007	103	2,647	25.7
2008	110	3,044	27.7
2009	105	2,713	25.8
2010	104	2,867	27.6
2011	104	2,935	28.2
2012	149	4,456	29.9
2013	160	4,479	27.9
2014	159	4,713	29.6
2015	147	4,452	30.3
2016	149	4,660	31.3
2017	147	4,387	29.8
2018	151	4,589	30.4

RUSHING DEFENSE

Year	G	Att.	Yds.	Avg./Att.	TD	YPG Avg.
1963	N/A	N/A	N/A	N/A	N/A	N/A
1964	N/A	N/A	N/A	N/A	N/A	N/A
1965	N/A	N/A	N/A	N/A	N/A	N/A
1966	N/A	N/A	N/A	N/A	N/A	N/A
1967	50	2,405	9,523	4.0	N/A	190.5
1968	47	2,197	7,489	3.4	N/A	159.3
1969	49	2,236	7,100	3.2	N/A	144.9
1970	73	3,508	11,781	3.4	N/A	161.4
1971	73	3,422	12,465	3.6	N/A	170.8
1972	75	3,704	13,714	3.7	147	182.9
1973	74	3,730	14,219	3.8	141	192.1
1974	72	3,650	14,828	4.1	150	205.9
1975	73	3,696	14,647	4.0	155	200.6
1976	74	3,640	14,294	3.9	140	193.2
1977	74	3,566	13,843	3.9	N/A	187.1
1978	74	3,517	14,089	4.0	136	193.0
1979	86	4,062	15,745	3.9	132	183.1
1980	86	3,758	13,964	3.7	106	162.4
1981	85	3,553	12,591	3.5	93	148.1
1982	88	3,481	12,443	3.6	136	141.4
1983	87	3,574	11,937	3.3	110	137.7
1984	87	3,401	12,105	3.6	128	139.1
1985	88	3,691	14,410	3.9	152	163.8
1986	87	3,411	11,403	3.3	114	131.1
1987	99	4,102	14,920	3.6	163	150.7
1988	98	3,826	15,482	4.0	183	158.0
1989	97	3,894	12,624	3.2	139	130.2
1990	99	3,965	14,114	3.5	162	142.6
1991	99	3,966	14,636	3.6	182	147.8
1992	87	3,514	11,913	3.3	127	136.3
1993	87	3,417	13,255	3.8	138	152.3
1994	88	3,303	10,738	3.3	124	122.0
1995	87	3,217	11,504	3.6	125	132.2
1996	99	3,755	13,373	3.6	150	135.1
1997	100	3,790	14,340	3.8	139	143.4
1998	99	3,901	16,787	4.3	148	169.6
1999	99	3,883	17,045	4.4	192	172.2
2000	99	3,816	14,670	3.8	162	148.2
2001	89	3,582	16,426	4.6	176	184.6
2002	94	3,588	12,348	3.4	113	131.3
2003	96	3,781	13,946	3.7	138	145.3
2004	94	3,618	13,828	3.8	173	147.1
2005	90	3,455	13,309	3.8	137	147.8
2006	104	3,655	13,701	3.7	135	131.7
2007	103	3,996	15,672	3.9	147	152.1
2008	110	3,793	14,652	3.9	177	133.2
2009	105	3,715	14,754	4.0	146	140.5
2010	104	3,935	16,059	4.1	160	154.4
2011	104	4,000	17,511	4.4	174	168.4
2012	149	5,737	24,805	4.3	272	166.5
2013	160	5,732	27,307	4.8	267	170.7
2014	159	6,258	29,316	4.7	281	184.4
2015	147	6,265	29,199	4.7	275	198.6
2016	149	5,818	27,696	4.8	290	185.9
2017	147	6,013	26,952	4.5	284	183.3
2018	151	6,216	30,599	4.9	316	202.6

PASSING DEFENSE

Att.	Comp.	Int	Pct.	Yds.	TD	YPG Avg.
N/A	N/A	N/A	N/A	N/A	N/A	N/A
N/A	N/A	N/A	N/A	N/A	N/A	N/A
N/A	N/A	N/A	N/A	N/A	N/A	N/A
N/A	N/A	N/A	N/A	N/A	N/A	N/A
1,126	505	77	.448	7,128	N/A	142.5
1,453	663	N/A	.456	9,297	N/A	197.8
1,468	636	86	.433	8,982	N/A	183.3
1,961	844	127	.430	11,391	N/A	156.0
1,830	787	140	.430	10,790	70	147.8
1,598	676	124	.423	10,027	67	133.7
1,620	716	117	.442	10,100	77	136.5
1,456	649	104	.446	9,515	73	132.2
1,501	702	90	.468	10,580	59	144.9
1,725	887	111	.514	11,462	67	154.9
2,031	981	121	.483	13,409	N/A	181.2
1,831	873	124	.478	11,222	76	153.7
2,011	967	118	.481	12,438	81	144.6
2,352	1,234	109	.525	15,424	92	179.3
2,591	1,348	158	.520	16,529	102	194.5
2,866	1,534	131	.535	18,595	119	211.3
2,842	1,514	131	.533	18,466	125	212.3
3,005	1,630	134	.542	20,469	135	235.3
2,819	1,499	150	.532	19,360	129	220.0
3,239	1,730	131	.534	21,969	152	252.5
3,267	1,849	132	.566	24,216	177	244.6
3,016	1,571	161	.521	19,981	122	203.9
3,334	1,789	158	.537	23,513	152	242.4
3,594	1,896	153	.527	24,526	164	247.7
3,473	1,894	150	.545	25,332	170	255.8
2,794	1,526	117	.546	19,085	109	219.4
2,843	1,555	106	.547	20,888	140	240.1
3,184	1,726	106	.542	24,234	146	275.4
2,902	1,579	103	.544	19,513	124	224.3
3,568	1,908	146	.535	25,376	177	256.3
3,346	1,835	112	.548	23,634	154	236.3
2,913	1,599	100	.549	20,414	155	206.2
3,334	1,892	101	.567	25,043	194	252.9
3,175	1,763	103	.555	22,337	154	225.6
2,882	1,612	85	.559	21,850	162	245.5
3,063	1,715	94	.559	21,410	142	227.7
2,995	1,679	109	.561	21,208	141	220.9
3,209	1,835	111	.572	23,484	139	249.8
2,907	1,531	100	.526	18,524	120	205.8
3,037	1,702	116	.560	21,698	151	208.6
3,435	1,966	127	.572	25,340	192	246.0
3,697	2,241	129	.601	27,881	176	253.5
3,784	2,266	115	.599	26,907	194	234.0
3,301	1,906	102	.577	23,428	179	225.3
3,235	1,896	94	.586	22,799	170	219.2
4,935	3,025	138	.613	36,017	257	241.7
5,304	3,195	144	.602	38,042	283	237.7
5,262	3,187	148	.606	40,282	312	253.3
4,425	3,121	117	.705	33,874	284	230.4
4,948	2,917	127	.590	35,196	308	236.2
4,809	2,865	141	.596	36,442	254	247.9
4,742	2,798	134	.590	34,057	254	225.5

TOTAL DEFENSE

Year	G	Plays	Yards	Avg./Att.	TD	YPG Avg.
1963	N/A	N/A	N/A	N/A	N/A	N/A
1964	N/A	N/A	N/A	N/A	N/A	N/A
1965	N/A	N/A	N/A	N/A	N/A	N/A
1966	N/A	N/A	N/A	N/A	N/A	N/A
1967	50	3,531	16,651	4.7	N/A	333.0
1968	47	3,650	16,786	4.6	N/A	357.1
1969	49	3,704	16,082	4.3	N/A	328.2
1970	73	5,469	23,172	4.2	N/A	317.4
1971	73	5,260	23,255	4.4	N/A	318.6
1972	75	5,302	22,741	4.5	214	316.6
1973	74	5,350	24,319	4.5	218	326.6
1974	72	5,106	24,342	4.8	223	338.1
1975	73	5,197	25,227	4.8	214	345.6
1976	74	5,365	25,756	4.8	207	348.1
1977	74	5,597	27,252	4.9	N/A	368.3
1978	73	5,348	25,311	4.7	212	346.7
1979	86	6,073	28,183	4.6	213	327.7
1980	86	6,140	29,388	4.8	198	341.7
1981	85	6,144	29,120	4.7	195	342.6
1982	88	6,447	31,038	4.8	255	352.7
1983	87	6,416	30,403	4.7	235	349.5
1984	87	6,406	32,574	5.1	263	374.4
1985	88	6,510	33,770	5.2	281	383.8
1986	87	6,650	33,372	5.0	266	383.6
1987	99	7,369	39,136	5.3	337	395.3
1988	98	7,286	35,463	4.9	305	361.9
1989	97	7,229	36,137	5.0	291	372.5
1990	99	7,559	38,640	5.1	315	390.3
1991	99	7,609	39,968	5.3	352	403.7
1992	87	6,308	30,998	4.9	236	356.2
1993	87	6,260	34,143	5.4	278	392.4
1994	88	6,487	33,972	5.2	270	386.0
1995	87	6,119	31,017	5.1	249	356.5
1996	99	7,186	38,749	5.4	348	391.4
1997	100	7,307	37,974	5.2	313	379.7
1998	99	6,814	37,201	5.5	326	375.8
1999	99	7,217	42,088	5.8	386	425.1
2000	99	6,991	37,007	5.3	316	373.8
2001	89	6,464	38,276	5.9	338	430.1
2002	94	6,651	33,758	5.0	255	359.1
2003	96	6,776	35,154	5.2	279	366.2
2004	94	6,827	37,412	5.5	312	398.0
2005	90	6,364	31,833	5.0	257	353.7
2006	104	6,722	35,399	5.3	296	340.4
2007	103	7,431	40,012	5.4	339	388.5
2008	110	7,490	42,176	5.6	353	383.4
2009	105	7,499	41,661	5.6	340	396.8
2010	104	7,236	39,487	5.4	339	379.7
2011	104	7,235	40,310	5.6	344	387.6
2012	149	10,672	60,822	5.7	529	408.2
2013	160	11,447	65,349	5.7	550	408.4
2014	159	11,520	69,598	6.0	593	437.7
2015	147	10,960	63,073	5.8	559	429.1
2016	149	10,166	60,995	6.0	598	409.4
2017	147	10,822	63,394	5.9	538	431.3
2018	151	10,958	64,656	5.9	580	428.1

SCORING DEFENSE

Year	G	Points	PPG Avg.
1963	45	759	16.9
1964	46	618	13.4
1965	48	712	15.1
1966	47	902	19.2
1967	50	1,036	20.7
1968	47	1,136	24.2
1969	49	1,155	23.6
1970	73	1,681	23.0
1971	73	1,488	20.7
1972	75	1,581	21.1
1973	74	1,717	23.2
1974	72	1,657	23.0
1975	73	1,673	22.9
1976	74	1,612	21.8
1977	74	1,713	23.1
1978	75	1,690	23.2
1979	86	1,785	20.8
1980	86	1,558	18.1
1981	85	1,699	20.0
1982	88	2,101	23.9
1983	87	2,051	23.6
1984	87	2,205	25.3
1985	88	2,357	26.8
1986	87	2,240	25.7
1987	99	2,847	28.7
1988	98	2,633	26.9
1989	97	2,482	25.6
1990	99	2,688	26.9
1991	99	2,758	27.8
1992	87	1,982	22.8
1993	87	2,289	26.3
1994	88	2,251	25.6
1995	87	2,058	23.7
1996	99	2,663	26.9
1997	100	2,471	24.7
1998	99	2,572	26.0
1999	99	3,102	31.3
2000	99	2,605	26.3
2001	89	2,741	30.8
2002	94	2,224	23.6
2003	96	2,430	25.3
2004	94	2,256	24.0
2005	90	2,284	25.4
2006	104	2,561	24.6
2007	103	2,866	27.8
2008	110	3,002	27.3
2009	105	2,900	27.6
2010	104	2,915	28.0
2011	104	2,972	28.6
2012	149	4,477	30.0
2013	159	4,479	28.2
2014	159	4,897	30.8
2015	147	4,548	30.9
2016	149	4,713	31.6
2017	147	4,518	30.7
2018	151	4,751	31.5

BIG SKY CONFERENCE HOME ATTENDANCE

Year	Games	Attendance	Average
1970	35	294,067	8,402
1971	36	366,946	10,193
1972	33	289,613	8,776
1973	*34	324,564	9,564
1974	35	317,211	9,063
1975	*39	417,264	10,699
1976	*37	361,429	9,768
1977	*39	408,719	10,480
1978	35	391,916	11,198
1979	47	480,366	10,220
1980	*46	533,409	11,596#
1981	*50	573,088	11,461
1982	*43	471,381	10,962
1983	*44	480,663	10,924
1984	*48	495,257	10,318
1985	*47	503,736	10,718
1986	*49	513,369	10,476
1987	*53	566,730	10,693
1988	*53	533,058	10,058
1989	*55	581,077	10,565
1990	*55	597,937	10,871
1991	*58	651,076	11,225
1992	*47	443,593	9,438
1993	*50	483,230	9,665
1994	*52	596,715	11,475
1995	*49	580,490	#11,847
1996	*52	438,406	8,431
1997	*55	452,424	8,226
1998	49	398,698	8,137
1999	*52	519,652	9,993
2000	*51	417,359	8,184
2001	*46	419,494	9,119
2002	*47	452,883	9,636
2003	*50	513,153	10,263
2004	*51	487,284	9,555
2005	*44	475,577	10,809
2006	*52	521,631	10,031
2007	*51	507,536	9,952
2008	*52	546,868	10,517
2009	*52	542,978	10,442
2010	*50	488,500	9,770
2011	*52	570,647	10,974
2012	*73	719,188	9,852
2013	*81	727,973	8,987
2014	*77	722,659	9,385
2015	*69	691,576	10,022
2016	*72	699,765	9,718
2017	*72	712,451	9,895
2018	*70	661,146	9,444

*Includes FCS or Division II Playoff Games
#Big Sky Record

ATTENDANCE RECORDS

Single-Season Regular Season Home Attendance
174,236 (seven games), Montana, 2008

Single-Season Regular Season Home Attendance Average
25,652 (153,911 for 6 games), Montana, 2009

Largest Crowd, Conference Game
27,668, Boise State at Nevada, Oct. 26, 1991

Largest Crowd, Non-Conference Home Game
26,472, North Dakota State at Montana, Aug. 29, 2015

Largest Crowd, Non-Conference Road Game
94,661 Montana at Tennessee, Sept. 3, 2011



2018 BIG SKY ATTENDANCE

Team	G	All Games		G	Home Games		Home High-Opp.
		Total	Avg.		Total	Avg.	
Cal Poly	11	98,593	8,963	6	39,175	6,529	8,503 - UC Davis
Eastern Washington	15	157,844	10,522	8	63,795	7,974	10,023 - Idaho
Idaho State	11	128,920	11,720	5	44,134	8,827	11,015 - Idaho
Montana	11	191,462	17,405	6	148,064	24,677	26,508 - Montana State
Montana State	13	194,476	14,959	7	115,299	16,471	19,177 - Idaho
Northern Arizona	10	80,207	8,020	5	35,178	7,036	10,000 - Weber State
Northern Colorado	11	68,732	6,248	6	25,293	4,216	5,672 - McNeese State
Portland State	11	130,260	11,841	5	18,993	3,799	4,375 - Northern Colorado
Sacramento State	10	124,196	12,419	4	29,850	7,462	10,709 - North Dakota
Southern Utah	11	150,997	13,727	5	41,019	8,204	10,424 - Sacramento State
UC Davis	13	140,549	10,811	6	42,529	8,506	10,849 - Idaho State
Weber State	13	145,967	11,228	7	57,817	8,260	8,838 - Southeast Missouri
Totals	140	1,612,203	11,515	70	661,146	9,444	

Bowl Games — (Won 2, Lost 3)

Year	Bowl	Results
1964	Camellia	Montana State 28 , Sacramento State 7
1966	Camellia	San Diego State 28, Montana State 7
1969	Camellia	North Dakota State 30, Montana 3
1970	Camellia	North Dakota State 31, Montana 16
1971	Camellia	Boise State 32 , Chico State 28

NCAA Division II Championship — (Won 4, Lost 4)

Year	Round	Results
1973	1st	@Boise State 53 , South Dakota 10
	SF	Louisiana Tech 38, Boise State 34 (Pioneer Bowl)
1974	1st	Central Michigan 20, @Boise State 6
1975	1st	No. Michigan 24, @Boise State 21
1976	1st	@Montana 17 , New Hampshire 16
	SF	Montana State 10 , @No. Dakota St. 3 (Grantland Rice Bowl)
	Champ	Montana St. 24 , Akron 13 (Pioneer Bowl)
1977	1st	Jacksonville State 35, @ No. Arizona 0

NCAA Division I Championship - (84-78)

Year	Round	Results
1979	SF	@E. Kentucky 33 , Nevada 30 (2 OT)
1980	SF	@Boise State 14 , Grambling 9
	Champ	Boise State 31 , Eastern Kentucky 29 (Sacramento, Calif.)
1981	QF	@ Idaho State 51 , Rhode Island 0
	SF	Boise State 19 , @ Jackson State 7
	SF	@Idaho St. 41 , South Carolina State 12
	Champ	Eastern Kentucky 23, @Boise State 17
	Champ	Idaho State 34 , Eastern Kentucky 23 (Wichita Falls, Texas)
1982	1st	@Idaho 21 , Montana 7
	QF	@Eastern Kentucky 38 , Idaho 30
1983	1st	Nevada 27, @Idaho State 20
	QF	@Nevada 20 , North Texas St. 17 (OT)
	SF	@Southern Illinois 23 , Nevada 7
1984	QF	@Montana State 31 , Arkansas State 14
	SF	@Montana State 32 , Rhode Island 20
	Champ	Montana State 19 , Louisiana Tech 6 (Charleston, SC)
1985	1st	Eastern Washington 42, @ Idaho 38
	QF	@Nevada 24 , Arkansas State 23
	SF	@Furman 35 , Nevada 12
1986	1st	@Nevada 27 , Idaho 7
	QF	@Nevada 33 , Tennessee State 6
	SF	Georgia Southern 48, @ Nevada 38
1987	1st	Weber State 59 , @ Idaho 30
	QF	@Marshall 51 , Weber State 23
1988	1st	Northwestern St. 22, @Boise State 13
	QF	@Idaho 38 , Montana 19
	QF	@Idaho 38 , Northwestern State 30
	SF	@Furman 38 , Idaho 7
1989	1st	@Montana 48 , Jackson State 7
	QF	Eastern Illinois 38, @Idaho 21
	QF	@Montana 25 , Eastern Illinois 19
	SF	@Georgia Southern 45 , Montana 15
1990	1st	Idaho 41 , @ Southwest Missouri St. 35
	QF	@Boise State 20 , Northern Iowa 3
	QF	@Nevada 27 , Northeast Louisiana 13
	QF	@ Georgia Southern 28 , Idaho 27
	QF	@Boise State 20 , Middle Tenn. State 13

	SF	@Nevada 42 , Furman 35 (30T)
	Champ	@Nevada 59 , Boise State 53 (30T)
	Champ	@Georgia Southern 36 , Nevada 13 (Statesboro, GA)
1991	1st	@Nevada 22 , McNeese State 16
	QF	@Northern Iowa 38 , Weber State 21
	QF	Youngstown State 30, Nevada 28
1992	1st	McNeese State 23, @Idaho 20
	QF	@Northern Iowa 17 , Eastern Washington 14
1993	1st	Delaware 49, @Montana 48
	QF	Idaho 34 , @Northeast Louisiana 31
	SF	@Idaho 21 , Boston University 14
	SF	@Youngstown State 35 , Idaho 16
1994	1st	@Montana 23 , Northern Iowa 20
	QF	@Boise State 24 , North Texas 20
	QF	@McNeese State 38 , Idaho 21
	QF	@Boise State 17 , Appalachian State 14
	SF	@Montana 30 , McNeese State 28
	SF	@Youngstown State 28 , Montana 9
	Champ	@Boise State 28 , Marshall 24
	Champ	Youngstown State 28, Boise State 14 (at Huntington, West Virginia)
1995	1st	@Montana 48 , Eastern Kentucky 0
	QF	@McNeese State 33 , Idaho 3
	QF	@Montana 45 , Georgia Southern 0
	SF	@Montana 70 , Stephen F. Austin 14
	Champ	Montana 22 , Marshall 20 (Huntington, WV)
1996	1st	@Montana 48 , Nicholls State 3
	QF	Furman 42 , @Northern Arizona 31
	QF	@Montana 44 , East Tennessee State 14
	SF	@Montana 70 , Troy State 7
	Champ	Marshall 49, Montana 29 (Huntington, WV)
1997	1st	@Eastern Washington 40 , Northwestern St. 10
	QF	@McNeese State 19 , Montana 14
	QF	@Eastern Washington 38 , West. Kentucky 21
	SF	Youngstown St. 25, @E. Washington 14
1998	1st	@Western Illinois 52 , Montana 9
1999	1st	Youngstown State 30, @Montana 27
	QF	@Geo. Southern 72 , Northern Arizona 29
2000	1st	@Delaware 49 , Portland State 14
	QF	@Montana 45 , Eastern Illinois 13
	SF	@Montana 34 , Richmond 20
	SF	@Montana 19 , App. State 16 (OT)
	Champ	Georgia Southern 27, Montana 25 (Chattanooga, Tenn.)
2001	1st	@Montana 28 , Northwestern State 19
	QF	@ Sam Houston State 34 , Northern Arizona 31
	QF	@Montana 49 , Sam Houston State 24
	SF	@Montana 38 , Northern Iowa 0
	Champ	Montana 13 , Furman 6 (Chattanooga, Tenn.)
2002	1st	@Montana 45 , Northwestern State 14
	QF	@McNeese State 21 , Montana State 14
	QFs	@McNeese State 24 , Montana 20
2003	1st	Western Illinois 43, @Montana 40 20T
	QF	@Northern Iowa 35 , Montana State 14
	QF	Northern Arizona 35 , @McNeese St. 3
	QF	Fla. Atlantic 48, @Northern Arizona 25
2004	1st	@Montana 56 , Northwestern State 6
	QF	Eastern Washington 35 , @S. Illinois 31
	QF	@Montana 47 , New Hampshire 17
	SF	Sam Houston St. 35, @Eastern Washington 34
	SF	@Montana 34 , Sam Houston State 13
	Champ	James Madison 31, Montana 21 (Chattanooga, Tenn.)
2005	1st	Cal Poly 35, @Montana 21
	QF	@Northern Iowa 41 , Eastern Washington 38
2006	1st	@Montana 31 , McNeese State 6

	QF	@Montana State 31 , Furman 13
	QF	@Montana 20 , S. Illinois 3
	SF	@Appalachian St. 38 , Montana State 17
	SF	UMass 19, @Montana 17
2007	1st	Wofford 23, @Montana 22
	QF	Eastern Washington 45 , @McNeese St. 15
	QF	@Appalachian State 38 , Eastern Washington 35
2008	1st	Weber State 49 , @Cal Poly 35
	QF	@Montana 31 , Texas State 13
	QF	@Montana 24 , Weber State 13
	SF	Montana 35 @James Madison 27
	Champ	Richmond 24, Montana 7 (Chattanooga, Tenn.)
2009	1st	@Montana 61 , South Dakota State 48
	QF	@Stephen F. Austin 44 , Eastern Washington 33
	QF	@William & Mary 38 , Weber State 0
	SF	@Montana 51 , Stephen F. Austin 0
	SF	@Montana 24 , Appalachian State 17
	Champ	Villanova 23, Montana 21 (Chattanooga, Tenn.)
2010	2nd	@Eastern Washington 37 , SE Missouri St 17
	QF	North Dakota State 42, Montana State 17
	SF	@Eastern Washington 38 , NDSU 31, OT
	SF	@Eastern Washington 41 , Villanova 31
	Champ	Eastern Washington 20 , Delaware 19 (Frisco, Texas)
2011	2nd	*@Montana 41 , Central Arkansas 14
	QF	@Montana State 26 , New Hampshire 25
	QF	*@Montana 48 , Northern Iowa 10
	SF	@Sam Houston State 49 , Montana State 13
	SF	*@Sam Houston State 31 , Montana 28
2012	2nd	@Sam Houston State 18 , Cal Poly 16
	QF	@Montana State 16 , Stony Brook 10
	QF	@Eastern Washington 29 , Wagner 19
	QF	Sam Houston State 34, @Montana State 16
	SF	@Eastern Washington 51 , Illinois State 35
	SF	Sam Houston St. 45, @Eastern Washington 42
2013	1st	South Dakota State 26, @Northern Arizona 7
	2nd	@Sam Houston State 51 , Southern Utah 20
	2nd	@Eastern Washington 41 , South Dakota St. 17
	QF	Coastal Carolina 42, @Montana 35
	QF	@Eastern Washington 35 , Jacksonville State 24
	SF	Towson 35, @Eastern Washington 31
2014	1st	@Montana 52 , San Diego 14
	2nd	South Dakota State 47, @Montana State 40
	QF	@Eastern Washington 37 , Montana 20
	QF	Illinois State 59, @Eastern Washington 46
2015	1st	@Montana 24 , South Dakota State 17
	2nd	@Sam Houston State 42 , Southern Utah 39
	2nd	Northern Iowa 29, @Portland State 17
	1st	@North Dakota State 37 , Montana 6
2016	1st	San Diego 35, @Cal Poly 21
	2nd	@Chattanooga 45 , Weber State 14
	2nd	@Eastern Washington 31 , Central Arkansas 14
	QF	Richmond 27, @North Dakota 24
	QF	@Eastern Washington 38 , Richmond 0
	SF	Youngstown State 40, @Eastern Washington 38
2017	1st	San Diego 41, @Northern Arizona 10
	2nd	@ Weber State 21 , Western Illinois 19
	2nd	Weber State 30, @Southern Utah 13
	QF	@James Madison 31 , Weber State 28
2018	1st	@Montana State 35 , Incarnate Word 14
	2nd	@UC Davis 23 , Northern Iowa 16
	2nd	@Weber State 48 , Southeast Missouri 23
	QF	@Eastern Washington 42 , Nicholls 21
	QF	@North Dakota State 52 , Montana State 10
	QF	@Montana State 34 , UC Davis 29
	SF	Maine 23, @Weber State 18
	SF	@Eastern Washington 50 , Maine 19
	Champ	North Dakota State 38, Eastern Washington 24

Below is a game-by-game list, by conference and independents, of how the Big Sky has fared in Division I postseason play since its first game in 1979. The Big Sky is 90-86 (.511) in its 170 games in the NCAA Division I Football Championship. Note that 10 wins and 10 losses came against fellow Big Sky teams. Against outside opponents, the Big Sky is 82-75 (.522) Montana vacated two playoff wins and a loss 2011 due to use of an ineligible player.

ATLANTIC 10/COLONIAL ATHLETIC ASSOCIATION (7-8)

- 2000 @Delaware 49, **Portland State 14** (First Round)
@**Montana 34**, Richmond 20 (Quarterfinals)
- 2004 @**Montana 47**, New Hampshire 17 (Quarterfinals)
James Madison 31, **Montana 21** (Championship)
- 2006 UMass 19, @**Montana 17** (Semifinal)
- 2008 **Montana 35**, @James Madison 27 (Semifinal)
Richmond 24, **Montana 7** (Championship)
- 2009 @William & Mary 38, **Weber State 0** (First)
Villanova 23, **Montana 21**, (Championship)
- 2010 @**Eastern Washington 41**, Villanova 31 (Semifinal)
Eastern Washington 20, Delaware 19 (Championship)
- 2011 @**Montana State 26**, New Hampshire 25 (Second Round)
- 2013 Towson 35, @**Eastern Washington 31** (Semifinal)
- 2016 Richmond 27, @**North Dakota 24** (Second Round)
@**Eastern Washington 38**, Richmond 0 (Quarterfinals)
- 2017 @James Madison 31, **Weber State 28** (Quarterfinals)
- 2018 Maine 23, @**Weber State 18** (Quarterfinals)
@**Eastern Washington 50**, Maine 19 (Semifinals)

*Big Sky teams are 10-10 overall against current members of the Atlantic 10/Colonial Athletic Association in the playoffs. Montana State and Idaho State each defeated Rhode Island while Montana lost to Delaware when those teams were playing as members of the Yankee Conference. All teams previously in the Atlantic 10 joined the CAA for football in 2007.

BIG SOUTH (1-1)

- 2012 @**Montana State 16**, Stony Brook 10
- 2013 Coastal Carolina 42, @**Montana 35**

GREAT WEST (1-1)

- 2005 Cal Poly 35, @**Montana 21** (First Round)
- 2008 Weber State 49, @**Cal Poly 35** (First Round)

OHIO VALLEY CONFERENCE (7-3)

- 1979 @Eastern Kentucky 33, **Nevada 30** (2OT) (Semifinals)
- 1980 **Boise State 31**, Eastern Kentucky 29 (Championship)
- 1981 Eastern Kentucky 23, @ **Boise State 17** (Semifinals)
Idaho State 34, Eastern Kentucky 23 (Championship)
- 1982 @Eastern Kentucky, 38, **Idaho 30** (Quarterfinals)
- 1990 @**Boise State 20**, Middle Tennessee St. 13 (Quarterfinals)
- 1995 @**Montana 48**, Eastern Kentucky 0 (First Round)
- 2000 @**Montana 45**, Eastern Illinois 13 (First Round)
- 2010 @**Eastern Washington 37**, SE Missouri State 17 (Second Round)
- 2013 @**Eastern Washington 35**, Jacksonville State 24 (Quarterfinal)
- 2018 @**Weber State 48**, Southeast Missouri 23 (Second Round)

MID-EASTERN ATHLETIC CONFERENCE (1-0)

- 1981 @ **Idaho State 41**, Southern Carolina State 12 (Semifinals)

MISSOURI VALLEY CONFERENCE (12-16)

- 1989 Eastern Illinois 38, @ **Idaho 21** (First Round)
@**Montana 25**, Eastern Illinois 19 (Quarterfinals)
- 1990 **Idaho 41**, @ Southwest Missouri State 35 (First Round)
@**Boise State 20**, Northern Iowa 3 (First Round)
- 1991 @Northern Iowa 38, **Weber State 21** (First Round)
- 1992 @Northern Iowa 17, **Eastern Washington 14** (First Round)
- 1994 @**Montana 23**, Northern Iowa 20 (First Round)
- 1997 Youngstown St. 25, @ **Eastern Washington 14** (Semifinals)
- 1998 @ Western Illinois 52, **Montana 9** (First Round)
- 1999 Youngstown State 30, @ **Montana 27** (First Round)
- 2001 @ **Montana 38**, Northern Iowa 0 (Semifinals)

- 2003 Western Illinois 43, @**Montana 40 20T** (First Round)
@Northern Iowa 35, **Montana State 14** (First Round)
- 2004 **Eastern Washington 35**, @Southern Illinois 31 (First Round)
- 2005 @Northern Iowa 41, **Eastern Washington 38** (First Round)
- 2006 @**Montana 20**, Southern Illinois 3 (Quarterfinal)
- 2009 @**Montana 61**, South Dakota State 48 (First Round)
- 2010 North Dakota State 42, @**Montana State 17** (Second Round)
@**Eastern Washington 38**, North Dakota State 31, OT (Quarterfinal)
- 2011 *@**Montana 41**, Northern Iowa 10 (Quarterfinal)
- 2012 @**Eastern Washington 51**, Illinois State 35 (Semifinals)
- 2013 South Dakota State 26, @**Northern Arizona 7** (First Round)
@**Eastern Washington 41**, South Dakota State 17 (Second Round)
- 2014 South Dakota State 47, @**Montana State 40** (First Round)
Illinois State 59, @**Eastern Washington 46** (Quarterfinal)
- 2015 @**Montana 24**, South Dakota State 17 (First Round)
@North Dakota State 37, **Montana 6** (Second Round)
Northern Iowa 29, @**Portland State 17** (Second Round)
- 2016 Youngstown State 40, @**Eastern Washington 38** (Semifinal)
- 2017 @**Weber State 21**, Western Illinois 19 (First Round)
- 2018 @**UC Davis 23**, Northern Iowa 16 (Second Round)
@North Dakota State 52, **Montana State 10** (Second Round)
North Dakota State 38, **Eastern Washington 24** (Championship)

NORTHEAST CONFERENCE (1-0)

- 2012 @**Eastern Washington 29**, Wagner 19

PIONEER CONFERENCE (1-1)

- 2014 @**Montana 52**, San Diego 14 (First Round)
- 2016 San Diego 35, @**Cal Poly 21** (First Round)
- 2017 San Diego 41, @**Northern Arizona 10**

SOUTHWESTERN ATHLETIC CONFERENCE (3-0)

- 1980 @**Boise State 14**, Grambling 9 (Semifinals)
- 1981 **Boise State 19**, @ Jackson State 7 (Quarterfinals)
- 1989 @**Montana 48**, Jackson State 7 (First Round)

SOUTHERN CONFERENCE (10-11)

- 1985 @Furman 35, **Nevada 12** (Semifinals)
- 1987 @Marshall 51, **Weber State 23** (Quarterfinals)
- 1988 @Furman 38, **Idaho 7** (Semifinals)
- 1990 @**Nevada 42**, Furman 35 (3 OT) (Semifinals)
- 1994 @**Boise State 17**, Appalachian State 14 (Quarterfinals)
@**Boise State 28**, Marshall 14 (Semifinals)
- 1995 @ **Montana 45**, Georgia Southern 0 (Quarterfinals)
Montana 22, @ Marshall 20 (Championship)
- 1996 Furman 42, @ **Northern Arizona 31** (First Round)
@ **Montana 44**, East Tennessee 14 (Quarterfinals)
@ Marshall 49, **Montana 29** (Championship)
- 1999 @Georgia Southern 72, **Northern Arizona 29** (First)
- 2000 @ **Montana 19**, Appalachian State 16 OT (Semifinals)
Georgia Southern 27, **Montana 25** (Championship)
- 2001 **Montana 13**, Furman 6 (Championship)
- 2006 @**Montana State 31**, Furman 13 (First)
@Appalachian State 38, **Montana State 17** (Quarterfinal)
- 2007 Wofford 23, @**Montana 22** (First)
@Appalachian State 38, **Eastern Washington 35** (Quarterfinal)
- 2009 @**Montana 24**, Appalachian State 17 (Semifinal)
- 2016 @**Chattanooga 45**, Weber State 14

SOUTHLAND CONFERENCE (24-17)

- 1983 @**Nevada 20**, Northern Texas 17 (OT) (Quarterfinals)
- 1984 @**Montana State 31**, Arkansas State 14 (Quarterfinals)
Montana State 19, Louisiana Tech 6 (Championship)
- 1985 @**Nevada 24**, Arkansas State 23 (First Round)
- 1988 Northwestern State 22, @**Boise State 13** (First Round)
@**Idaho 38**, Northwestern State 30 (Quarterfinals)
- 1990 @**Nevada 27**, Northeast Louisiana 13 (First Round)
- 1991 @**Nevada 22**, McNeese State 16 (First Round)
- 1992 McNeese State 23, @ **Idaho 20** (First Round)
- 1993 **Idaho 34**, @ Northeast Louisiana 31 (First Round)

- 1994 @**Boise State 24**, North Texas 20 (First Round)
@McNeese State 38, **Idaho 21** (First Round)
@**Montana 30**, McNeese State 28 (Quarterfinals)
- 1995 @ McNeese State 33, **Idaho 3** (First Round)
@**Montana 70**, Stephen F. Austin 14 (Semifinals)
- 1996 @**Montana 48**, Nicholls State 3 (First Round)
@**Montana 70**, Troy State 7 (Semifinals)
- 1997 @ McNeese State 19, **Montana 14** (First Round)
@**Eastern Washington 40**, Northwestern St. 10 (First Round)
- 2001 @**Montana 28**, Northwestern State 19 (First Round)
@ Sam Houston State 34, **Northern Arizona 31** (First Round)
@**Montana 49**, Sam Houston State 24 (Quarterfinals)
- 2002 @**Montana 45**, Northwestern State 14 (First Round)
@McNeese State 21, **Montana State 14** (First Round)
@McNeese State 24, **Montana 20** (Quarterfinals)
- 2003 **Northern Arizona 35**, @McNeese State 3 (First Round)
- 2004 @**Montana 56**, Northwestern State 6 (First Round)
Sam Houston St. 35, @**Eastern Washington 34** (Quarterfinal)
@**Montana 34**, Sam Houston State 13 (Semifinal)
- 2006 @**Montana 31**, McNeese State 6 (First Round)
- 2007 **Eastern Washington 44**, @McNeese St. 15 (First Round)
- 2008 @**Montana 31**, Texas State 13 (First Round)
- 2009 @Stephen F. Austin 44, **Eastern Washington 33** (First)
@**Montana 51**, Stephen F. Austin 0 (Quarterfinal)
- 2011 *@**Montana 41**, Central Arkansas 14 (Second Round)
@Sam Houston State 49, **Montana State 13** (Quarterfinal)
*@Sam Houston State 31, **Montana 28** (Semifinal)
- 2012 @Sam Houston State 18, **Cal Poly 16** (Second Round)
Sam Houston State 34, @**Montana State 16** (Quarterfinals)
Sam Houston State 45 @**Eastern Washington 42** (Semifinals)
- 2013 @Sam Houston State 51, **Southern Utah 20** (First Round)
- 2015 @Sam Houston State 42, **Southern Utah 39** (First Round)
- 2018 @**Montana State 35**, Incarnate Word 14 (First Round)
@**Eastern Washington 42**, Nicholls 21 (Second Round)

NCAA I-AA INDEPENDENTS (2-11)

- 1983 @Southern Illinois 23, **Nevada 7** (Semifinals)
- 1985 Eastern Washington 42, @ **Idaho 38** (First Round)
- 1986 @ **Nevada 33**, Tennessee State 6 (Quarterfinals)
Georgia Southern 48, @ **Nevada 38** (Semifinals)
- 1989 @Georgia Southern 45, **Montana 15** (Semifinals)
- 1990 @Georgia Southern 28, **Idaho 27** (Quarterfinals)
@Georgia Southern 36, **Nevada 13** (Championship)
- 1991 Youngstown State 30, @**Nevada 28** (Quarterfinals)
- 1993 @Youngstown State 35, **Idaho 16** (Semifinals)
- 1994 @Youngstown State 28, Montana 9 (Semifinals)
Youngstown State 28, **Boise State 14** (Championship)
- 1997 @**Eastern Washington 38**, W. Kentucky 21 (Quarterfinals)
- 2003 Florida Atlantic 48, @**Northern Arizona 25** (Quarterfinals)

YANKEE CONFERENCE (3-1)

- 1981 @ **Idaho State 51**, Rhode Island 0 (Quarterfinals)
- 1984 @ **Montana State 32**, Rhode Island 20 (Semifinals)
- 1993 Delaware 49, @ **Montana 48** (First Round)
@ **Idaho 21**, Boston University 14 (Quarterfinals)

BIG SKY CONFERENCE (9-9)

- 1982 @Idaho 21, Montana 7 (First Round)
- 1983 Nevada 27, @ Idaho State 20 (First Round)
- 1986 @ Nevada 27, Idaho 7 (First Round)
- 1987 Weber State 59, @ Idaho 30 (First Round)
- 1988 @Idaho 38, Montana 19 (First Round)
- 1990 @Nevada 59, Boise St. 53 (3 OT) (Semifinals)
- 2008 @Montana 24, Weber State 13 (Quarterfinals)
- 2014 @E. Washington 37, Montana 20 (Second Round)
- 2017 Weber State 30 @Southern Utah 13 (Second Round)
- 2018 @**Eastern Washington 34**, UC Davis 29 (Quarterfinals)

*Games vacated for use of ineligible players



Eastern Washington won the 2010 National Championship in Frisco, Texas.

Montana won the 2001 National Championship, beating Furman in Chattanooga, Tenn.



Team	Years Played	Games (Rec.)	Finishes
Boise State+	1980-81, 1988 1990, 1994	12 (8-4)	1980-Champion; 1981-First Round; 1988-First Round; 1990-Semifinals; 1994-Runnerup
Cal Poly*	*2005, *2008, 2012, 2016	5 (2-4)	2005-Quarterfinals; 2008: First Round. 2012 - Second Round; 2016- First Round
Eastern Washington*	*1985, 1992, 1997 2004, 2005, 2007, 2009, 2010 2012, 2013, 2014, 2016, 2018	31 (19-12)	1985-Quarterfinals; 1992-First Round; 1997-Semifinals 2004-Quarterfinals; 2005-First Round; 2007-Quarterfinals; 2009- First Round 2010 - Champion; 2012 - Semifinals; 2013 - Semifinals - 2014 - Quarterfinals; 2016- Semifinals; 2018 - Runnerup
Idaho	1982, 1985,-1990, 1992-95	17 (6-11)	1982-Quarterfinals; 1985-First Round; 1986-First Round; 1987-First Round; 1988-Semifinals; 1989-First Round; 1990-Quarterfinals;1992-First Round; 1993-Semifinals; 1994-First Round; 1995-First Round
Idaho State	1981, 1983	4 (3-1)	1981-Champion; 1983-First Round
Montana	1982, 1988-89, 1993-09, 2013 2014, 2015	53 (32-21)	1982-First Round; 1988-First Round; 1989-Semifinals; 1993-First Round; 1994-Semifinals; 1995-Champion; 1996-Runnerup; 1997-First Round; 1998-First Round; 1999-First Round; 2000-Runnerup; 2001-Champion; 2002-Quarterfinals; 2003-First Round; 2004 - Runnerup; 2005-First Round; 2006-Semifinals; 2007-First Round; 2008 - Runnerup; 2009 - Runnerup; 2011 - Appearance vacated; 2013 - Second Round. 2014 - Second Round. 2015- Second Round
Montana State	1984, 2002-03, 2006, 2010, 2011, 2012, 2014, 2018	15 (7-8)	1984-Champion; 2002-First Round; 2003-First Round; 2006- Quarterfinals. 2010 - Second Round; 2011 - Quarterfinals. 2012 - Quarterfinals; 2014 - First Round; 2018 - Second Round
Nevada*+	*1978-79, 1983, 1985-86, 1990-91	15 (9-7)	1978-Semifinals; 1979-Semifinals; 1983-Semifinals; 1985-Semifinals; 1986-Semifinals; 1990-Championship; 1991-Quarterfinals
North Dakota+	2016	1 (0-1)	2016 - Second Round
Northern Arizona	1996, 2001, 2003, 2013, 2017	6 (1-5)	1996-First Round; 2001-First Round; 2003-Quarterfinals; 2013 - First Round; 2017 First Round
Portland State	2000, 2015	2 (0-2)	2000-First Round; 2015- Second Round
Southern Utah	2013, 2015	2 (0-2)	2013-First Round; 2015- First Round; 2017-Second Round
UC Davis	2018	2 (1-1)	2018-Quarterfinals
Weber State	1987, 1991, 2008, 2009, 2016, 2018	9 (3-6)	1987-Quarterfinals; 1991-First-Round; 2008-Quarterfinals; 2009-First Round; 2016- First Round; 2017-Quarterfinals; 2018 - Second Round

*Eastern Washington was not a member of the Big Sky Conference in 1985 (1-1), nor was Nevada in 1978 (0-1). Cal Poly was not a member in 2005 (1-1) or 2008 (0-1). +No longer a member of the Big Sky Conference

BIG SKY WON-LOST RECORDS IN NCAA DIVISION I FOOTBALL CHAMPIONSHIP

Team (Seasons Participated)	Years	Won	Lost	Pct.	1st	2nd
Boise State# (1980, 81, 88, 90, 94)	5	8	4	.667	1	1
Cal Poly (2012, 16)	2	0	2	.000	-	-
E. Washington (1992, 1997, 2004-05, 07, 09, 10, 12-14, 16, 18)	12	18	11	.621	1	1
Idaho (1982, 85-90, 92-95)	11	6	11	.353	-	-
Idaho State (1981, 83)	2	3	1	.750	1	-
Montana (1982, 88-89, 93-09, 2011*, 13-15)	23	32	21	.603	2	5
Montana State (1984, 2002-03, 06, 10, 11, 12, 14, 18)	9	7	7	.500	1	-
Nevada# (1979, 83, 85, 86, 90-91)	6	9	6	.600	-	1
Northern Arizona (1996, 2001, 2003, 13, 17)	5	1	5	.167	-	-
North Dakota# (2016)	1	0	1	.000	-	-
Portland State (2000, 2015)	2	0	2	.000	-	-
Southern Utah (2013, 2015, 2017)	3	0	3	.000	-	-
UC Davis (2018)	1	1	1	.500	-	-
Weber State (1987, 91, 2008, 09, 16, 17)	7	5	7	.417	-	-
Big Sky Conference Totals	39	90	86	.511	6	8

#No longer a member of the Big Sky Conference *Apearance vacated for use of ineligible players

1978 FIRST ROUND: Florida A&M 15, Jackson State 10; Massachusetts 44, Nevada 21.

CHAMPIONSHIP: Florida A&M 35, Massachusetts 28.

1979 FIRST ROUND: Lehigh 29, Murray State 9; Eastern Kentucky 33, Nevada 30 (OT).

CHAMPIONSHIP: Eastern Kentucky 30, Lehigh 7.

1980 FIRST ROUND: Eastern Kentucky 23, Lehigh 20; **Boise State** 14, Grambling 9.

CHAMPIONSHIP: **Boise State 31**, Eastern Kentucky 29.

1981 FIRST ROUND: Eastern Kentucky 35, Delaware 28; **Boise State 19**, Jackson State 7; **Idaho State 51**, Rhode Island 0; South Carolina State 26, Tennessee State 25 (OT).

SEMIFINALS: Eastern Kentucky 23, **Boise State 17**; **Idaho State 41**, S. Carolina St. 12.

CHAMPIONSHIP: **Idaho State 34**, Eastern Kentucky 23.

1982 FIRST ROUND: **Idaho 21**, **Montana 7**; Eastern Illinois 16, Jackson State 13 (OT); South Carolina State 17, Furman 0; Colgate 21, Boston University 7.

QUARTERFINALS: Eastern Kentucky 38, **Idaho 30**; Tennessee State 20, Eastern Illinois 19; Louisiana Tech 38, South Carolina State 3; Delaware 20, Colgate 13.

SEMIFINALS: Eastern Kentucky 13, Tennessee State 7; Delaware 17, Louisiana Tech 0.

CHAMPIONSHIP: Eastern Kentucky 17, Delaware 14.

1983 FIRST ROUND: Indiana State 16, Eastern Illinois 13 (2OT); **Nevada 27**, **Idaho State 20**; Western Carolina 24, Colgate 23; Boston University 24, Eastern Kentucky 20.

QUARTERFINALS: Southern Illinois 23, Indiana State 7; **Nevada 20**, North Texas State 17 (OT); Western Carolina 28, Holy Cross 21; Furman 35, Boston University 16.

SEMIFINALS: Southern Illinois 23, **Nevada 7**; Western Carolina 14, Furman 7.

CHAMPIONSHIP: Southern Illinois 43, Western Carolina 7.

1984 FIRST ROUND: Louisiana Tech 66, Mississippi Valley State 19; Middle Tennessee State 27, Eastern Kentucky 10; Richmond 35, Boston University 33; Arkansas State 37, Tennessee-Chattanooga 10.

QUARTERFINALS: Louisiana Tech 44, Alcorn State 21; Middle Tennessee State 42, Indiana St. 41 (3OT); Rhode Island 23, Richmond 17; **Montana State 31**, Arkansas St. 14.

SEMIFINALS: Louisiana Tech 21, Middle Tenn. St. 15; **Montana State 32**, Rhode Island 20.

CHAMPIONSHIP: **Montana State 19**, Louisiana Tech 6.

1985 FIRST ROUND: Georgia Southern 27, Jackson St. 0; Eastern Washington 42, **Idaho 38**; Rhode Island 35, Akron 27; Arkansas State 10, Grambling 7.

QUARTERFINALS: Georgia Southern 28, Middle Tennessee 21; Northern Iowa 21, Eastern Washington 14; Furman 59, Rhode Island 14; Nevada 24, Arkansas State 23.

SEMIFINALS: Georgia Southern 40, Northern Iowa 33; Furman 35, Nevada 12.

CHAMPIONSHIP: Georgia Southern 44, Furman 42.

1986 FIRST ROUND: **Nevada 27**, **Idaho 7**; Tennessee State 32, Jackson State 23; Georgia Southern 52, North Carolina A&T 21; Nicholls State 28, Appalachian State 26; Arkansas State 48, Sam Houston State 7; Delaware 51, William and Mary 17; Eastern Illinois 28, Murray State 21; Eastern Kentucky 23, Furman 10.

QUARTERFINALS: **Nevada 33**, Tennessee State 6; Georgia Southern 55, Nicholls State 31; Arkansas State 55, Delaware 14; Eastern Kentucky 24, Eastern Illinois 22.

SEMIFINALS: Georgia Southern 48, **Nevada 38**; Arkansas St. 24, Eastern Kentucky 10.

CHAMPIONSHIP: Georgia Southern 48, Arkansas State 21.

1987 FIRST ROUND: @Appalachian State 27, Richmond 7; @Georgia Southern 31, Maine 28 (OT); **Weber State 59**, @**Idaho 30**; @Marshall 41, James Madison 12; @Northeast Louisiana 30, North Texas State 9; @Eastern Kentucky 40, Western Kentucky 17; @Northern Iowa 31, Youngstown State 28; Arkansas State 35, @Jackson State 31.

QUARTERFINALS: @Appalachian State 19, Georgia Southern 0; @Marshall 51, **Weber State 23**; @Northeast Louisiana 33, Eastern Kentucky 32; @Northern Iowa 49, Arkansas State 28.

SEMIFINALS: @Marshall 24, Appalachian State 10; @Northeast Louisiana 44, Northern Iowa 41 (2OT).

CHAMPIONSHIP: Northeast Louisiana 43, Marshall 42.

1988 FIRST ROUND: @**Idaho 38**, **Montana 19**; Northwestern State 22, @**Boise State 13**; @Furman 21, Delaware 7; @Marshall 7, North Texas 6; @Georgia Southern 38, Citadel 20; @Stephen F. Austin 24, Jackson State 0; Western Kentucky 35, @Western Illinois 32; @Eastern Kentucky 28, Massachusetts 17.

QUARTERFINALS: @**Idaho 38**, Northwestern State 30; Furman 13, @Marshall 9; @Georgia Southern 27, Stephen F. Austin 6; @E. Kentucky 41, Western Kentucky 24.

SEMIFINALS: @Furman 38, Idaho 7; @Georgia Southern 21, Eastern Kentucky 17.

CHAMPIONSHIP: Furman 17, Georgia Southern 12 (Pocatello, Idaho).

1989 FIRST ROUND: @**Montana 48**, Jackson State 7; Eastern Illinois 38, @**Idaho 21**; @Georgia Southern 52, Villanova 36; @Middle Tennessee State 24, Appalachian State 21; @Furman 24, William & Mary 10; Youngstown State 28, @Eastern Kentucky 24; @Stephen F. Austin 59, Grambling State 56; @Southwest Missouri State 38, Maine 35.

QUARTERFINALS: @**Montana 25**, Eastern Illinois 19; @Georgia Southern 45, Middle Tennessee State 3; @Furman 42, Youngstown State 23; @Stephen F. Austin 55, Southwest Missouri State 25.

SEMIFINALS: @Georgia Southern 45, **Montana 15**; Stephen F. Austin 21, @Furman 19.

CHAMPIONSHIP: @Georgia Southern 37, Stephen F. Austin 34.

1990 FIRST ROUND: @Middle Tennessee State 28, Jackson State 15; @**Boise State 20**, Northern Iowa 3; @**Nevada 27**, Northeast Louisiana 14; Furman 45, @Eastern Kentucky 17; Central Florida 20, @Youngstown State 17; @William & Mary 38, UMass 0; @Georgia Southern 31, Citadel 0; **Idaho 41**, @Southwest Missouri State 35.

QUARTERFINALS: @**Boise State 20**, Middle Tennessee St. 13; @**Nevada 42**, Furman 35 (3OT); @Central Florida 52, William & Mary 38; @Georgia Southern 28, **Idaho 27**.

SEMIFINALS: @**Nevada 59**, **Boise State 52 (3OT)**; @G. Southern 44, Central Florida 7.

CHAMPIONSHIP: @Georgia Southern 36, **Nevada 13**.

1991 FIRST ROUND: @**Nevada 22**, McNeese State 16; @Youngstown State 17, Villanova 16; James Madison 42, @Delaware 35 (OT); Samford 29, @New Hampshire 13; @Eastern Kentucky 14, Appalachian State 3; @Middle Tennessee State 20, Sam Houston State 19 (OT); @No. Iowa 38, **Weber State 21**; @Marshall 20, Western Illinois 17 (OT).

QUARTERFINALS: Youngstown State 30, @**Nevada 28**; Samford 24, @James Madison 21; @E. Kentucky 23, Middle Tennessee State 13; @Marshall 41, Northern Iowa 13.

SEMIFINALS: @Youngstown State 10, Samford 0; @Marshall 14, Eastern Kentucky 7.

CHAMPIONSHIP: Youngstown State 27, Marshall 17.

1992 FIRST ROUND: @Northern Iowa 17, **Eastern Washington 14**; McNeese State 23, @**Idaho 20**; @Northeast Louisiana 78, Alcorn State 27; @Delaware 56, Samford 21; @Middle Tennessee State 35, Appalachian State 10; @Marshall 44, Eastern Kentucky 0; @Citadel 44, North Carolina A&T 0; @Youngstown State 23, Villanova 0.

QUARTERFINALS: @Delaware 41, Northeast Louisiana 18; @Marshall 35, Middle Tennessee State 21; Youngstown State 42, @Citadel 17; @Northern Iowa 27, McNeese State 7.

SEMIFINALS: @Marshall 28, Delaware 7; Youngstown State 19, @Northern Iowa 7.

CHAMPIONSHIP: @Marshall 31, Youngstown State 28.

1993 FIRST ROUND: @Georgia Southern 14, Eastern Kentucky 12; @Youngstown State 56, Central Florida 30; @Boston University 27, Northern Iowa 21 (2OT); **Idaho 34**, @Northeast Louisiana 31; Delaware 49, @**Montana 48**; @Marshall 28, Howard 14; @McNeese State 34, William & Mary 28; @Troy State 42, Stephen F. Austin 21.

QUARTERFINALS: @**Idaho 21**, Boston University 14; @Youngstown State 34, Georgia Southern 14; @Marshall 34, Delaware 31; Troy State 35, @McNeese State 28.

SEMIFINALS: @Youngstown St. 35, **Idaho 16**; @Marshall 24, Troy State, 21.

CHAMPIONSHIP: Youngstown State 17, @ Marshall 5.

1994 FIRST ROUND: @Eastern Kentucky 30, Boston University 23; @Youngstown State 63, Alcorn State 20; @McNeese State 38, **Idaho 21**; @**Montana 23**, Northern Iowa 20; @James Madison 45, Troy State 26; @Marshall 49, Middle Tennessee State 14; @**Boise State 24**, North Texas 20; Appalachian State 17, @ New Hampshire 10 (OT).

QUARTERFINALS: @Youngstown State 18, Eastern Kentucky 15; @**Montana 30**, McNeese State 28; @Marshall 28, James Madison 21 (OT); @**Boise State 17**, Appalachian State 14.

SEMIFINALS: @Youngstown St. 28, **Montana 9**; @**Boise State 28**, Marshall 24.

CHAMPIONSHIP: Youngstown State 28, **Boise State 14**.

1995 FIRST ROUND: @McNeese State 33, **Idaho 3**; @ Appalachian State 31, James Madison 24; Georgia Southern 24, @ Troy State 21; Northern Iowa 35, @ Murray State 34; @Marshall 38, Jackson State 8; @**Montana 48**, Eastern Kentucky 0; @ Stephen F. Austin 34, Eastern Illinois 29; @Delaware 38, Hofstra 17.

QUARTERFINALS: @McNeese State 52, Delaware 18; @Marshall 41, Northern Iowa 24; Stephen F. Austin 27, @Appalachian State 17; @**Montana 45**, Georgia Southern 0.

SEMIFINALS: @**Montana 70**, Stephen F. Austin 14; Marshall 25, @ McNeese State 13.

CHAMPIONSHIP: **Montana 22**, @ Marshall 20.

1996 FIRST ROUND: @**Montana 48**, Nicholls State 3; @Marshall 59, Delaware 14; @Northern Iowa 21, Eastern Illinois 14; @Troy State 29, Florida A&M 25; @Murray State 34, Western Illinois 6; @East Tennessee State 35, Villanova 29; Furman 42, @**Northern Arizona 31**, @ William & Mary 45, Jackson State 6.

QUARTERFINALS: @**Montana 44**, East Tennessee State 14; @ Marshall 54, Furman 0; @ Troy State 31, Murray State 3; @ Northern Iowa 38, William & Mary 35.

SEMIFINALS: @**Montana 70**, Troy State 7; @ Marshall 31, No. Iowa 14.

CHAMPIONSHIP: @ Marshall 49, **Montana 29**.

1997 FIRST ROUND: @Villanova 49, Colgate 28; @Youngstown State 28, Hampton 13; @ Western Kentucky 42, Eastern Kentucky 14; @ **Eastern Washington 40**, Northwestern State 10; @Delaware 24, Hofstra 14; @Georgia Southern 52, Florida A&M 37; @McNeese State 19, **Montana 14**; @ Western Illinois 31, Jackson State 24.

QUARTERFINALS: Youngstown State 37, @Villanova 34; @Delaware 16, Georgia Southern 7; @**Eastern Washington 38**, Western Kentucky 21; McNeese State 14, @ Western Illinois 12.

SEMIFINALS: McNeese State 23, @ Delaware 21; Youngstown State 25, @**Eastern Washington 14**.

CHAMPIONSHIP: Youngstown State 10, McNeese State 9.

1998 FIRST ROUND: @Georgia Southern 49, Colgate 28; @ Connecticut 42, Hampton 34; @ Florida A&M 27, Troy State 17; @Western Illinois 52, **Montana 9**; Lehigh 24, @ Richmond 23; Massachusetts 21, @ McNeese State 19; @ Appalachian State 45, Tennessee State 31; @Northwestern State 48, Illinois State 28.

QUARTERFINALS: @Georgia Southern 52, Connecticut 30; @ Western Illinois 24, Florida A&M 21; @ UMass 27, Lehigh 21; @ Northwestern State 31, Appalachian State 20.

SEMIFINALS: @ Georgia Southern 42, Western Illinois 14; Massachusetts 41, @ Northwestern State 31.

CHAMPIONSHIP: Massachusetts 55, Georgia Southern 43.

1999 FIRST ROUND: North Carolina A&T 24, @Tennessee State 10; @Georgia Southern 72, **Northern Arizona 29**; @ Hofstra 27, Lehigh 15; Florida A&M 44, @Appalachian State 29; @ Troy State 27, James Madison 7; @Illinois State 56, Colgate 13; Massachusetts 30, @ Furman 23; Youngstown State 30, @**Montana 27**.

QUARTERFINALS: @Georgia Southern 38, Massachusetts 21; Illinois State 37, @ Hofstra 20; Florida A&M 17, @ Troy State 10; @ Youngstown St. 41, North Carolina A&T 3.

SEMIFINALS: @ G. Southern 28, Illinois St. 17; @Youngstown St. 27, Florida A&M 24;

CHAMPIONSHIP: Georgia Southern 59, Youngstown State 24.

2000 FIRST ROUND: @**Montana 45**, Eastern Illinois 13; @Delaware 49, **Portland State 14**; @Georgia Southern 42, McNeese State 17; Appalachian State 33, @Troy State 30; @ Western Kentucky 27, Florida A&M 0; Hofstra 31 @Furman 24; Lehigh 37 @Western Illinois 7; @Richmond 10, Youngstown State 3.

QUARTERFINALS: @Georgia Southern 48, Hofstra 20; @**Montana 34**, **Richmond 20**; @ Delaware 47, Lehigh 22; Appalachian State 17 @ Western Kentucky 14.

SEMIFINALS: G. Southern 27 @ Delaware 18; @**Montana 19**, App State 16 (OT).

CHAMPIONSHIP: G. Southern 27, **Montana 25** (Chattanooga, Tenn.)

2001 FIRST ROUND: @**Montana 28**, Northwestern State 19; @ Sam Houston State 34, **Northern Arizona 31**; Maine 14, @McNeese State 10; Northern Iowa 49, @Eastern Illinois 43; @Georgia Southern 60, Florida A&M 35; @ Appalachian State 40, William & Mary 27; @Lehigh 27, Hofstra 24; @ Furman 24, Western Kentucky 20.

QUARTERFINALS: @**Montana 49**, Sam Houston State 24; @ Northern Iowa 56, Maine 28; @ Georgia Southern 38, Appalachian State 24; @ Furman 34, Lehigh 17.

SEMIFINALS: @**Montana 38**, Northern Iowa 0; Furman 24, @ Georgia Southern 17.

CHAMPIONSHIP: **Montana 13**, Furman 6. (Chattanooga, Tenn.)

2002 FIRST ROUND: @McNeese State 21, **Montana State 14**; @ **Montana 45**, Northwestern State 14; @Villanova 45, Furman 38; Fordham 29, @Northeastern 24; @Georgia Southern 34, Bethune-Cookman 0; Maine 14, @Appalachian State 13; @Western Kentucky 59, Murray State 20; @Western Illinois 48, Eastern Illinois 9.

QUARTERFINALS: @McNeese State 24, **Montana 20**; @Villanova 24, Fordham 10; @Georgia Southern 31, Maine 7; Western Kentucky 31, @ Western Illinois 28.

SEMIFINALS: @McNeese State 39, Villanova 28; W. Kentucky 31, @ Georgia Southern 28.

CHAMPIONSHIP: W. Kentucky 34, McNeese St. 14. (Chattanooga, Tenn.)

2003 FIRST ROUND: **Northern Arizona 35**, @McNeese State 3; Western Illinois 43, @**Montana 40 2OT**; @Northern Iowa 35, **Montana State 14**; Florida Atlantic 32, @Bethune-Cookman 24; @Colgate 19, Massachusetts 7; @Wofford 31, North Carolina A&T 10; @Western Kentucky 45, Jacksonville State 7; @Delaware 48, Southern Illinois 7.

QUARTERFINALS: Florida Atlantic 48, @**Northern Arizona 25**; @ Colgate 28, Western Illinois 27; @Wofford 34, Western Kentucky 17; @ Delaware 37, Northern Iowa 7.

SEMIFINALS: Colgate 36, @Florida Atlantic 24; @Delaware 24, Wofford 9.

CHAMPIONSHIP: Delaware 40, Colgate 0. (Chattanooga, Tenn.)

2004 FIRST ROUND: @**Montana 56**, Northwestern St. 6; **Eastern Washington 34**, @Southern Illinois 31; @Sam Houston State 54, Western Kentucky 24; @Delaware 28, Lafayette 14; @William and Mary 42, Hampton 35; James Madison 14, @Lehigh 13; @Furman 49, Jacksonville State 7; New Hampshire 27, @Georgia Southern 23.

QUARTERFINALS: @**Montana 47**, New Hampshire 17; Sam Houston St. 35, @**Eastern Washington 34**; James Madison 14, @Furman 13; @ William & Mary 44, Delaware 38, 2 OT.

SEMIFINALS: @**Montana 34**, Sam Houston St. 13; James Madison 48, @William and Mary 34.

CHAMPIONSHIP: James Madison 31, **Montana 21**. (Chattanooga, Tenn.)

2005 FIRST ROUND: Cal Poly 35, @**Montana 21**; @Northern Iowa 41, **Eastern Washington 38**; @New Hampshire 55, Colgate 21; @Texas State 50, Georgia Southern 35; Richmond 38, @Hampton 10; @Furman 14, Nicholls State 12; @Southern Illinois 21, Eastern Illinois 6; @Appalachian State 34, Lafayette 23.

QUARTERFINALS: @Texas State 14, Cal Poly 7; Northern Iowa 24, @New Hampshire 21; @Appalachian State 38, Southern Illinois 24; Furman 24, @Richmond 20;

SEMIFINALS: Northern Iowa 41, @Texas State 38, OT; @App State 29, Furman 23.

CHAMPIONSHIP: App State 21, Northern Iowa 16. (Chattanooga, Tenn.)

2006 FIRST ROUND: @**Montana 31**, McNeese State 6; @**Montana State 31**, Furman 13; @UMass 35, Lafayette 14; New Hampshire 41, @ Hampton 38; @Appalachian State 45, Coastal Carolina 28; Illinois State 24, @Eastern Illinois 13; @Southern Illinois 36, Tennessee-Martin 30; @Youngstown State 34, James Madison 31.

QUARTERFINALS: @**Montana 20**, Southern Illinois 3; @Appalachian State 38, **Montana State 17**; @UMass 24, New Hampshire 17; @ Youngstown St. 28, Illinois St. 21.

SEMIFINALS: UMass 19, @**Montana 17**; @Appalachian State 49, Youngstown State 24.

CHAMPIONSHIP: Appalachian State 28, UMass 17 (Chattanooga, Tenn.)

2007 FIRST ROUND: @Delaware 44, Delaware State 7; Wofford 23, @**Montana 22**; **Eastern Washington 44**, @McNeese State 15; @Appalachian State 28, James Madison 27; @Massachusetts 49, Fordham 35; @Richmond 31, Eastern Kentucky 14; @Northern Iowa 38, New Hampshire 35; @Southern Illinois 30, Eastern Illinois 11.

QUARTERFINALS: @Appalachian State 38, **Eastern Washington 35**; Richmond 21, @Wofford 10; Delaware 39, @Northern Iowa 27; @ Southern Illinois 34, Massachusetts 27.

SEMIFINALS: @Appalachian State 55, Richmond 35; Delaware 20, @ Southern Illinois 17.

CHAMPIONSHIP: Appalachian State 49, Delaware 21 (Chattanooga, Tenn.)

2008 FIRST ROUND: @**Montana 31**, Texas State 13; **Weber State 49**, @Cal Poly 35; @Appalachian State 37, South Carolina State 21; @ Villanova 55, Colgate 28; @Richmond 38, Eastern Kentucky 10; @ James Madison 38, Wofford 35; New Hampshire 29, @Southern Illinois 20; @Northern Iowa 40, Maine 15.

QUARTERFINALS: @**Montana 24**, Weber State 13; Richmond 33, @ Appalachian State 13; @James Madison 31, Villanova 27; @Northern Iowa 36, New Hampshire 34.

SEMIFINALS: **Montana 35**, @James Madison 27; Richmond 21, @

Northern Iowa 20.

CHAMPIONSHIP: Richmond 24, **Montana 7** (Chattanooga, Tenn.)

2009 FIRST ROUND: @Montana 61, South Dakota State 48; @Stephen F. Austin 44, **Eastern Washington 33**; @William & Mary 38, **Weber State 0**; @Appalachian State 20, South Carolina State 13; @Villanova 38, Holy Cross 28; @Southern Illinois 38, E. Illinois 7; @Richmond 16, Elon 13; New Hampshire 49, @McNeese State 13.

QUARTERFINALS: @Montana 51, Stephen F. Austin 0; @Villanova 46, New Hampshire 7; William & Mary 24, @Southern Illinois 3; Appalachian State 35, @Richmond 31.

SEMIFINALS: @Montana 24, Appalachian State 17; @Villanova 14, William & Mary 13.

CHAMPIONSHIP: Villanova 23, **Montana 21** (Chattanooga, Tenn.)

2010 FIRST ROUND: Western Illinois 17, @Coastal Carolina 10; @North Dakota State 43, Robert Morris 17; Lehigh 14, @Northern Iowa 7; @Georgia Southern 41, South Carolina State 17.

SECOND ROUND: @Appalachian State 42, Western Illinois 14; @Delaware 42, Lehigh 20, Wofford 17, @Jacksonville State 14; New Hampshire 45, @Bethune-Cookman 20; Georgia Southern 31, @William & Mary 15; Villanova 54, @Stephen F. Austin 24; @**Eastern Washington 37**, Southeast Missouri State 17; North Dakota State 42, @**Montana State 17**.

QUARTERFINALS: @Delaware 16, New Hampshire 3; Georgia Southern 23, @Wofford 20; Villanova 41, @Appalachian State 21; @**Eastern Washington 38**, North Dakota State 31, OT.

SEMIFINALS: @**Eastern Washington 41**, Villanova 31; @Delaware 27, Georgia Southern 10.

CHAMPIONSHIP: **Eastern Washington 20**, Delaware 19 (Frisco, Texas).

2011 FIRST ROUND: @Stony Brook 31, Albany 28; Central Arkansas 34, @Tennessee Tech 14; @Old Dominion 35, Norfolk State 18; James Madison 20, @Eastern Kentucky 17

SECOND ROUND: @Sam Houston State 34, Stony Brook 27; @**Montana State 26**, New Hampshire 25; @Northern Iowa 28, Wofford 21; *@**Montana 41**, Central Arkansas 14; @Georgia Southern 55, Old Dominion 48; Maine 34, @Appalachian State 12; Lehigh 40, @Towson 38; @North Dakota State 26, James Madison 14

QUARTERFINALS: *@**Montana 48**, Northern Iowa 10; @Sam Houston State 49, **Montana State 13**; @North Dakota State 24, Lehigh 0; @Georgia Southern 35, Maine 23

SEMIFINALS: *@Sam Houston State 31, **Montana 28**; @North Dakota State 35, Georgia Southern 7

CHAMPIONSHIP: North Dakota State 17, Sam Houston State 6 (Frisco, Texas)

*Vacated for use of ineligible players

2012 FIRST ROUND: @South Dakota State 58, Eastern Illinois 10; Coastal Carolina 24, @Bethune-Cookman 14; @Wagner 31, @Stony Brook 20, Villanova 10.

SECOND ROUND: @North Dakota State 28, South Dakota State 3; @Wofford 23, New Hampshire 7; @Georgia Southern 24, Central Arkansas 16; @Old Dominion 63, Coastal Carolina 35; @**Montana State 16**, Stony Brook 10; @Sam Houston State 18, **Cal Poly 16**; Illinois State 38, @Appalachian State 37, OT: @**Eastern Washington 29**, Wagner 19.

QUARTERFINALS: @North Dakota St. 14, Wofford 7; Georgia Southern 47, @Old Dominion 35; Sam Houston State 34, @**Montana State 16**; @**Eastern Washington 51**, Illinois State 35.

SEMIFINALS: @North Dakota State 23, Georgia Southern 20; Sam Houston State 45, @**Eastern Washington 42**

CHAMPIONSHIP: North Dakota State 39, Sam Houston State 13 (Frisco, Texas)

2013 FIRST ROUND: @New Hampshire 45, Lafayette 7; @Fordham 37, Sacred Heart 27; Furman 30, @South Carolina State 20; @Coastal Carolina 48, Bethune-Cookman 24; Tennessee State 31, @Butler 0; @Sam Houston State 51, **Southern Utah 20**; South Dakota State 26, @**Northern Arizona 7**; @Jacksonville State 55, Samford 14

SECOND ROUND: @North Dakota State 38, Furman 7; @Eastern Illinois 51, Tennessee State 10; @**Eastern Washington 41**, South Dakota State 17; @Southeastern Louisiana 30, Sam Houston State 29; New Hampshire 41, @Maine 37; Jacksonville State 31, @McNeese State 10; @Towson 48, Fordham 28; Coastal Carolina 42, @**Montana 35**

QUARTERFINALS: @**Eastern Washington 35**, Jacksonville State 24; New Hampshire 20, @Southeastern Louisiana 17; @North Dakota State 48, Coastal Carolina 14.

SEMIFINALS: @North Dakota St. 52, New Hampshire 14; Towson 35, @**Eastern Washington 31**.

CHAMPIONSHIP: North Dakota State 35, Towson 7 (Frisco, Texas)

2014 FIRST ROUND: @Fordham 44, Sacred Heart 22; Indiana State 36, @Eastern Kentucky 16; @**Montana 52**, San Diego 14; @Sam Houston

State 21, Southeastern Louisiana 17; Liberty 26, @James Madison 21; @Richmond 46, Morgan State 24; South Dakota State 47, @**Montana State 40**; @Northern Iowa 44, Stephen F. Austin 10.

SECOND ROUND: @New Hampshire 44, Fordham 19; @North Dakota State 27, South Dakota State 24; Sam Houston State 37, @Jacksonville State 26; @**Eastern Washington 37**, **Montana 20**; @Illinois State 41, Northern Iowa 21; @Villanova 29, Liberty 22; @Coastal Carolina 36, Richmond 15; @Chattanooga 35, Indiana State 14.

QUARTERFINALS: @New Hampshire 35, Chattanooga 30; @North Dakota State 39, Coastal Carolina 32; Sam Houston State 34, @Villanova 31; Illinois State 59, @**Eastern Washington 46**.

SEMIFINALS: Illinois State 21, @New Hampshire 18; @North Dakota State 35, Sam Houston State 3.

CHAMPIONSHIP: North Dakota St. 29, Illinois State 27 (Frisco, Texas)

2015 FIRST ROUND: @Chattanooga 50, Fordham 20; The Citadel 41, @Coastal Carolina 38; @Sam Houston State 42, **Southern Utah 39**; Colgate 27, @New Hampshire 20; Western Illinois 24, @Dayton 7; @William & Mary 52, Duquesne 49; @**Montana 24**, South Dakota State 17; @Northern Iowa 53, Eastern Illinois 17

SECOND ROUND: @Jacksonville State 41, Chattanooga 35; @Charleston Southern 14, The Citadel 6; Sam Houston State 34, @McNeese State 29; Colgate 44, @James Madison 38; @Illinois State 36, Western Illinois 19; @Richmond 48, William & Mary 13; @North Dakota State 37, **Montana 6**; Northern Iowa 29, @**Portland State 17**

QUARTERFINALS: @Jacksonville State 58, Charleston State 38; @Sam Houston State 48, Colgate 21; Richmond 39, @Illinois State 27; @North Dakota State 23, Northern Iowa

SEMIFINALS: @Jacksonville State 62, Sam Houston State 10; @North Dakota State 33, Richmond 7

CHAMPIONSHIP: North Dakota State 37, Jacksonville State 6 (Frisco, Texas)

2016 FIRST ROUND: San Diego 35, @**Cal Poly 21**; @Chattanooga 45, **Weber State 14**; @Villanova 31, St. Francis 21; @New Hampshire 64, Lehigh 21; @Youngstown State 38, Samford 24; @Wofford 15, Charleston Southern 14; @Richmond 39, North Carolina A&T 10; @Central Arkansas 31, Illinois State 24

SECOND ROUND: @North Dakota State 45, San Diego 7; @South Dakota State 10, Villanova 7; @Sam Houston State 41, Chattanooga 36; @James Madison 55, New Hampshire 22; Youngstown State 40, @Jacksonville State 24; Wofford 17, @The Citadel 3; Richmond 27, @**North Dakota 24**; @**Eastern Washington 31**, Central Arkansas 14

QUARTERFINALS: @North Dakota State 36, South Dakota State 10; @James Madison 65, Sam Houston State 7; @Youngstown State 30, Wofford 23; @**Eastern Washington 38**, Richmond 0

SEMIFINALS: James Madison 27, @North Dakota State 17; Youngstown State 40, @**Eastern Washington 38**

CHAMPIONSHIP: James Madison 28, Youngstown State 14 (Frisco, Texas)

2017 FIRST ROUND: Stony Brook 59, Lehigh 29; **Weber State 21**, Western Illinois 19; Northern Iowa 46, Monmouth 2; New Hampshire 14, Central Connecticut State 0; San Diego 41, **Northern Arizona 10**; Furman 28, Elon 27; Kennesaw State 28, Samford 17; South Dakota 38, Nicholls 31

SECOND ROUND: James Madison 26, Stony Brook 7; **Weber State 30**, **Southern Utah 13**; South Dakota State 37, Northern Iowa 22; New Hampshire 21, Central Arkansas 15; North Dakota State 38, San Diego 3; Wofford 28, Furman 10; Sam Houston State 54, South Dakota 42; Kennesaw State 17, Jacksonville State 7

QUARTERFINALS: James Madison 31, **Weber State 28**; Sam Houston State 34, Kennesaw State 27; South Dakota State 56, New Hampshire 14; North Dakota State 42, Wofford 10

SEMIFINALS: James Madison 51, South Dakota State 16;

North Dakota State 55, Sam Houston State 13

CHAMPIONSHIP: North Dakota State 17, James Madison 13

2018 FIRST ROUND: **Montana State 35**, Incarnate Word 14; James Madison 20, Delaware 6; Duquesne 31, Towson 10; Wofford 19, Elon 7; Nicholls 49, San Diego 30; Northern Iowa 16, Lamar 13; Jacksonville St. 34, ETSU 27; Southeast Mo. St. 28, Stony Brook 14

SECOND ROUND: North Dakota State 52, **Montana State 10**; Colgate 23, James Madison 20; South Dakota State 51, Duquesne 6; Kennesaw State 13, Wofford 10; 3 **Eastern Washington 42**, Nicholls 21; **UC Davis 23**, Northern Iowa 16; Maine 55, Jacksonville State 27; **Weber State 48**, Southeast Missouri State 23

QUARTERFINALS: Maine 23, **Weber State 18**; North Dakota State 35, Colgate 0; South Dakota State 27, Kennesaw State 17; **Eastern Washington 34**, **UC Davis 29**

SEMIFINALS: North Dakota State 44, South Dakota State 21; **Eastern Washington 50**, Maine 19

CHAMPIONSHIP: North Dakota State 38, **Eastern Washington 24**

Listed below are how Big Sky Conference teams ranked in the final NCAA Division I-AA (Now Football Championship Subdivision) and Division II Football Polls since the 1975 season. Also listed is the No. 1 team in the final poll.

- 1975 (NCAA Division II)**
 1) North Dakota, 9-0-0
 5) Boise State, 10-1-0
 Others Receiving Votes: Idaho State

- 1976 (NCAA Division II)**
 1) Montana State, 9-1-0!
 Others Receiving Votes: Northern Arizona

- 1977 (NCAA Division II)**
 1) North Dakota State, 8-1-1
 5) Northern Arizona, 9-2-0 and Boise State, 9-2-0

- 1978 (NCAA Division I-AA)**
 1) Nevada, 11-0-0;
 7) Northern Arizona, 8-2-0 and Montana State, 8-2-0

- 1979 (NCAA Division I-AA)**
 1) Grambling, 8-2-0
 5) Nevada, 8-3-0
 9) Montana State, 6-4-0

- 1980 (NCAA Division I-AA)**
 1) Lehigh, 9-1-1
 7) Boise State, 8-3-0*

- 1981 (NCAA Division I-AA)**
 1) Eastern Kentucky, 10-1
 2) Idaho State, 9-1*
 5) Boise State, 9-2

- 1982 (NCAA Division I-AA)**
 1) Eastern Kentucky, 10-0
 11) Idaho, 8-3
 15) Boise State, 8-3
 19) Montana, 6-5

- 1983 (NCAA Division I-AA)**
 1) Southern Illinois, 10-1
 11) Nevada, 7-4
 12) Idaho State, 8-3

- 1984 (NCAA Division I-AA)**
 1) Alcorn State, 9-0
 2) Montana State, 9-2*

- 1985 (NCAA Division I-AA)**
 1) Middle Tennessee, 11-0
 2) Nevada, 10-1
 5) Idaho, 9-2

- 1986 (NCAA Division I-AA)**
 1) Nevada, 11-0
 16) Idaho, 8-3

- 1987 (NCAA Division I-AA)**
 1) Holy Cross, 11-0
 5) Idaho, 9-2
 10) Weber State, 9-2

- 1988 (NCAA Division I-AA)**
 1) Idaho, 9-1
 12) Boise State 8-3
 16) Montana 8-3

- 1989 (NCAA Division I-AA)**
 1) Georgia Southern, 11-0*
 14) Idaho, 9-2
 6) Montana, 9-2

- 1990 (NCAA Division I-AA)**
 1) Middle Tenn. St., 10-1
 4) Nevada, 10-1
 10) Boise State, 8-3
 13) Idaho, 8-3

- 1991 (NCAA Division I-AA)**
 1) Nevada, 11-0
 15) Weber State, 8-3

- 1992 (NCAA Division I-AA)**
 1) Citadel, 10-1 and NE Louisiana, 9-2
 5) Idaho, 9-2
 14) Eastern Wash., 7-3

- 1993 (The Sports Network)**
 1) Troy State, 10-0-1
 3) Montana, 10-1
 11) Idaho, 9-2
 20) Eastern Wash., 7-3

- 1994 (The Sports Network)**
 1) Youngstown St., 14-0-1*
 2) Boise State, 13-2
 4) Montana, 11-3
 6) Idaho, 9-3
 25) Northern Arizona, 7-4

- 1995 (The Sports Network)**
 1) Montana, 13-2*
 18) Idaho, 6-5
 21) Boise State, 7-4
 21) Northern Arizona, 7-4

- 1996 (The Sports Network)**
 1) Marshall, 15-0*
 2) Montana, 14-1
 8) Northern Arizona, 9-3

- 1997 (The Sports Network)**
 1) Youngstown State, 13-2*
 4) Eastern Washington, 12-2
 12) Montana, 8-4
 (ESPN/USA Today)
 1) Youngstown State, 13-2*
 4) Eastern Washington, 12-2
 9) Montana, 8-4

- 1998 (The Sports Network)**
 1) Massachusetts, 12-3*
 15) Montana, 8-4
 25) Montana State, 7-4
 (ESPN/USA Today)
 1) Massachusetts, 12-3*
 13) Montana, 8-4
 23) Montana State, 7-4

- 1999 (The Sports Network)**
 1) Georgia Southern, 13-2*
 8) Montana, 9-3
 16) Northern Arizona, 8-4
 20) Portland State, 8-3
 (TeamLink.com)
 1) Georgia Southern, 13-2*
 11) Montana, 9-3
 15) Northern Arizona, 8-4
 21) Portland State, 8-3

- 2000 (The Sports Network)**
 1) Georgia Southern, 13-2*
 2) Montana, 13-2
 15) Portland State, 8-4
 18) Weber State, 7-4
 (TeamLink/CFAA Poll)
 1) Georgia Southern, 13-2*
 2) Montana, 13-2
 15) Portland State, 8-4
 18) Weber State, 7-4

- 2001 (The Sports Network)**
 1) Montana, 15-1*
 16) Northern Arizona 8-4
 (ESPN/USA Today)
 1) Montana, 15-1*
 15) Northern Arizona, 8-4
 25) Portland State, 7-4

- 2002 (The Sports Network)**
 1) Western Kentucky, 12-3*
 7) Montana, 11-3
 18) Idaho State, 8-3
 19) Montana State, 7-6
 (ESPN/USA Today)
 1) Western Kentucky, 12-3*
 t6) Montana, 11-3
 t17) Idaho State, 8-3
 19) Montana State, 7-6

- 2003 (The Sports Network)**
 1) Delaware, 15-1*;
 10) Northern Arizona, 9-4
 14) Montana, 9-4
 21) Montana State, 7-6
 22) Idaho State, 8-4
 (ESPN/USA Today)
 1) Delaware, 15-1
 9) Northern Arizona, 9-4
 13) Montana, 9-4
 21) Montana State, 7-6
 22) Idaho State, 8-4

- 2004 (The Sports Network)**
 1) James Madison, 13-2*
 2) Montana, 12-3
 8) Eastern Washington, 9-4
 (ESPN/USA Today)
 1) James Madison, 13-2*
 2) Montana, 12-3
 7) Eastern Washington, 9-4

- 2005 (The Sports Network)**
 1) Appalachian State, 12-3*
 12) Montana, 8-4
 13) Eastern Washington 7-5
 18) Montana State 7-4
 (ESPN/USA Today)
 1) Appalachian State, 12-3*
 11) Montana, 8-4
 13) Eastern Washington 7-5
 17) Montana State 7-4

- 2006 (The Sports Network)**
 1) Appalachian State, 14-1*
 3) Montana 12-2
 10) Montana State 8-5
 19) Portland State 7-4

- 2007 (The Sports Network)**
 1) Appalachian State, 13-2*
 8) Eastern Washington 9-4
 10) Montana 11-1
 (FCS Coaches' Poll)
 1) Appalachian State, 13-2*
 8) Eastern Washington 9-4
 12) Montana 11-1

- 2008 (The Sports Network)**
 1) Richmond, 13-3*
 2) Montana, 14-2
 7) Weber State, 10-4
 (FCS Coaches' Poll)
 1) Richmond, 13-3*
 2) Montana, 14-2
 9) Weber State, 10-4

- 2009 (The Sports Network)**
 1) Villanova, 14-1*
 2) Montana, 14-1
 13) Eastern Washington, 8-3
 17) Weber State 7-5
 (FCS Coaches' Poll)
 1) Villanova, 14-1*
 2) Montana, 14-1
 13) Eastern Washington, 8-3
 17) Weber State, 7-5

- 2010 (The Sports Network)**
 1) Eastern Washington, 13-2*
 11) Montana State, 9-3
 20) Montana, 7-4
 (FCS Coaches' Poll)
 1) Eastern Washington, 13-2*
 11) Montana State, 9-3
 21) Montana 7-4

- 2011 (The Sports Network/Fathead.com)**
 1) North Dakota State, 14-1*
 %3) Montana, 6-2
 7) Montana State, 10-3
 (FCS Coaches' Poll)
 1) North Dakota State, 14-1*
 %4) Montana, 6-2
 7) Montana State, 10-3
 %Vacated six games for use of ineligible players

- 2012 (The Sports Network)**
 1) North Dakota State, 14-1*
 4) Eastern Washington, 11-3
 5) Montana State, 11-2
 12) Cal Poly, 9-3
 20) Northern Arizona, 8-3
 (FCS Coaches' Poll)
 1) North Dakota State, 14-1*
 4) Eastern Washington, 11-3
 5) Montana State, 11-2
 11) Cal Poly, 9-3
 20) Northern Arizona, 8-3

- 2013 (The Sports Network)**
 1) North Dakota State, 15-0*
 3) Eastern Washington, 12-3
 8) Montana, 10-3
 15) Northern Arizona, 9-3
 20) Montana State, 7-5
 21) Southern Utah, 8-5
 (FCS Coaches' Poll)
 1) North Dakota State, 15-0*
 3) Eastern Washington, 12-3
 8) Montana, 10-3
 15) Northern Arizona, 9-3
 20) Montana State, 7-5
 24) Southern Utah, 8-5

- 2014 (The Sports Network)**
 *1) North Dakota State, 15-1
 4) Eastern Washington, 11-3
 13) Montana, 9-5
 20) Montana State, 8-5
 25) Idaho State, 8-4
 (FCS Coaches' Poll)
 *1) North Dakota State, 15-1
 4) Eastern Washington, 11-3
 11) Montana, 9-5
 20) Montana State, 8-5

- 2015 (STATS)**
 *1) North Dakota State, 13-2
 10) Portland State, 9-3
 14) Montana, 8-5
 18) Southern Utah, 8-4
 (FCS Coaches' Poll)
 *1) North Dakota State, 13-2
 10) Portland State, 9-3
 14) Montana, 8-5
 18) Southern Utah, 8-4

- 2016 (STATS)**
 *1) James Madison, 14-1
 4) Eastern Washington, 12-2
 12) North Dakota, 9-3
 24) Cal Poly, 7-5
 25) Weber State, 7-5
 (FCS Coaches' Poll)
 *1) James Madison, 14-1
 4) Eastern Washington 12-2
 12) North Dakota, 9-3
 T21) Cal Poly, 7-5
 24) Weber State, 7-5
 25) Montana, 6-5

- 2017 (STATS)**
 1) North Dakota State, 14-1*
 5) Weber State, 11-3
 14) Southern Utah, 9-3
 21) Eastern Washington, 7-4
 (FCS Coaches' Poll)
 1) North Dakota State, 14-1*
 5) Weber State, 11-3
 13) Southern Utah, 9-3
 22) Eastern Washington, 7-4

- 2018 (STATS)**
 1) North Dakota State, 15-0*
 2) Eastern Washington, 12-3
 6) Weber State, 10-3
 7) UC Davis, 10-3
 17) Montana State, 8-5

- (AFAA Coaches' Poll)**
 1) North Dakota State, 15-0*
 2) Eastern Washington, 12-3
 6) Weber State, 10-3
 8) UC Davis, 10-3
 17) Montana State, 8-5

* Won National Championship

The following Big Sky Conference players were selections on the major All-America College Division Football Teams (Associated Press, United Press International, Football Writers Association of America, Sporting News, Newspaper Enterprise Association, Time Magazine, American Football Coaches Association, Kodak, STATS, The Sports Network, Football Gazette, Walter Camp, ESPN/Sportssticker, HERO SPORTS and College Sporting News).

1964

Gary Decolati, DE, Montana State

1965

Ray McDonald, HB, Idaho
Sid Otten, OT, Weber State

1966

Don Hass, HB, Montana State
Ron McCall, LB, Weber State
Ray McDonald, HB, Idaho
Jan Stenerud, PK, Montana State

1967

Bob Beers, OG, Montana
Don Hass, HB, Montana State
Jim Schmeeding, OG, Weber State
Lee White, FB, Weber State

1969

Ed Bell, SE, Idaho State
Carter Campbell, DT, Weber State
Jerry Hendren, WR, Idaho
Les Kent, FB, Montana
Tuufulu Upersa, OT, Montana

1970

Gary Gustafson, WR, Montana State
Henry Reed, DT, Weber State
Karl Stein, DB, Montana State

1971

Steve Okoniewski, OT, Montana
Dave Taylor, OT, Weber State
Jim Nuttali, OG, Northern Arizona

1972

Barry Darrow, OG, Montana
Bill Kollar, DT, Montana State
Al Marshall, WR, Boise State

1973

Don Hutt, WR, Boise State
Bill Kollar, DT, Montana State
Jim Smith, RB, Northern Arizona

1974

Jim McMillan, QB, Boise State

1975

Wayne Hill, LB, Idaho State
Steve Kracher, RB, Montana State
Rich Rodgers, C, Idaho State
John Smith, RB, Boise State

1976

Greg Anderson, DB, Montana
Rod Bockwoldt, QB, Weber State
Larry Friedrichs, OG, N. Arizona
Les Leininger, DE, Montana State
John Yarno, C, Idaho

1977

Ray Allred, NG, Idaho State
Willie Beamon, LB, Boise State
Harold Cotton, OT, Boise State
Dennis Duncanson, DB, Weber State
Larry Friedrichs, OG, N. Arizona
Terry Hutt, WR, Boise State
Tom Jurich, PK, Northern Arizona
Chris Malmgren, DT, Boise State

1978

Jon Borchardt, OT, Montana State
Dennis Duncanson, DB, Weber State
Randy Jordan, WR, Weber State
Jerry Lumpkin, LB, Northern Arizona

1979

Joe Aliotti, QB, Boise State
Lee Fobbs, DB, Nevada
Frank Hawkins, RB, Nevada
Ed Judie, LB, Northern Arizona
Kyle Riddle, OT, Idaho
Doug Scott, DT, Boise State

1980

Dan Anders, DT, Northern Arizona
Frank Hawkins, RB, Nevada
Mike Humiston, LB, Weber State
Cedric Minter, RB, Boise State
Jack Muhlbeier, LB, Montana State
Randy Trautman, DT, Boise State

1981

Case deBruijn, P/PK, Idaho State
Mike Machurek, QB, Idaho State
Larry Rubens, C, Montana State
John Ramatici, LB, Nevada
Randy Trautman, DT, Boise State
Rick Woods, DB, Boise State
Tony Zendejas, K, Nevada

1982

Ken Hobart, QB, Idaho
Carl Keever, LB, Boise State
Pete Mandley, WR, Northern Arizona
Charles Mann, DT, Nevada
John Rade, LB, Boise State
Tony Zendejas, PK, Nevada

1983

James Gee, DT, Northern Arizona
Ken Hobart, QB, Idaho
Jeff Kaiser, P, Idaho State
Carl Keever, LB, Boise State
Derek Kennard, OG, Nevada
Pete Mandley, WR, Northern Arizona
Brian Salonen, TE, Montana
Tony Shaw, FS, Nevada
Jim Werbeckes, OG, Nevada
Tony Zendejas, PK, Nevada

1984

Steve Anderson, DT, Idaho State
Mark Fellows, LB, Montana State
Carl Keever, LB, Boise State
Dirk Nelson, P, Montana State
Bob Otto, DT, Idaho State
Marty Zendejas, K, Nevada

1985

George Duarte, DB, No. Arizona
Pat Hunter, DB, Nevada
Markus Koch, DT, Boise State
Greg Rea, OG, Nevada
Mike Rice, P, Montana
Eric Yarber, WR, Idaho
Marty Zendejas, K, Nevada

1986

Tony Breland, SS, Montana
Larry Clarkson, OT, Montana
Tom Dewitz, OG, Boise State
George Duarte, DB, No. Arizona
Goran Lingmerth, K, No. Arizona
Mike Rice, WR/P, Montana
Henry Rolling, LB, Nevada
Marty Zendejas, K, Nevada

1987

Larry Clarkson, OT, Montana
John Friesz, QB, Idaho
Pete Kwiatkowski, DE, Boise State
Eric Stein, P, Eastern Washington
Marty Zendejas, PK, Nevada

1988

Shawn Collins, WR, No. Arizona
Bernard Ellison, DB, Nevada
John Friesz, QB, Idaho
Tim Hauck, DB, Montana
Eric Helegeson, LB, Boise State
Jeff Mickel, OT, Eastern Washington

1989

Lee Allen, WR, Idaho
Mike Babb, DB, Weber State
Bret Chuhaniuk, P, Weber State

Jody Farmer, P, Montana
John Friesz, QB, Idaho*
Tim Hauck, DB, Montana State
Erik Helgeson, LB, Boise State
Darrell Jordan, LB, Northern Arizona
Peter Macon, TE, Boise State
Todd Neu, OT, Idaho
Micky Penafior, K, Northern Arizona
Kirk Scrafford, OT, Montana
Steve Unger, OC, Idaho

1990

Matt Clifton, LB, Nevada
Kasey Dunn, WR, Idaho
Bernard Ellison, DB, Nevada
Erik Helgeson, DE, Boise State
Jamie Martin, QB, Weber State
Kevin McKelvie, K, Nevada
Devon Pearce, RB, Idaho
Kevin Sargent, OT, E. Washington
Trevor Shaw, TE, Weber State
Treamelle Taylor, WR, Nevada
Mike Trevathan, WR, Montana
Corey Widmer, DT, Montana State

1991

Elia Ala'ilima-Daley, TE, Idaho
Terry Belden, P, Northern Arizona
Mike Black, K, Boise State
Matt Clifton, LB, Nevada
Bruce Conerton, OT, Weber State
Kasey Dunn, WR, Idaho
Chad Germer, C, Montana
Alex Lacson, K, E. Washington
Jamie Martin, QB, Weber State*
Geoff Mitchell, RB, Weber State
Shahriar Pourdanesh, OT, Nevada
Alfred Pupunu, TE, Weber State
Frank Robinson, DB, Boise State
Jeff Robinson, DE, Idaho
Morgan Ryan, DB, Montana State
Kevin Sargent, OT, E. Washington
Tom Sugg, P, Idaho
Corey Widmer, DT, Montana State

1992

Terry Belden, P, Northern Arizona
Mike Dodd, PK, Boise State
Yo Murphy, WR, Idaho
Jeff Robinson, DE, Idaho
Chris Schneider, OG, Idaho
Jody Schnug, OT, Idaho

1993

Terry Belden, P, Northern Arizona
Tony Brooks, WR, E. Washington
Dave Dickenson, QB, Montana
Todd Ericson, DB, Montana
Mat Groshong, C, Idaho
Jason Hicks, DT, Montana State
Sean Hill, DB, Montana State
Rob Hitchcock, DB, Weber State
Jackie Kellogg, DB, E. Washington
Pat Mc Nerney, TE, Weber State
Doug Nussmeier, QB, Idaho*
Trent Pollard, OT, E. Washington
Kimo von Oelhoffen, DT, Boise State

1994

K.C. Adams, RB, Boise State
Rod Alexander, WR, No. Arizona
Jeff Bergman, SS, No. Arizona
Alex Calderwood, PR, No. Arizona
Dave Dickenson, QB, Montana
John Donnell, OT, Northern Arizona
Harold Fox, OG, Eastern Washington
Kyle Gary, WR, Idaho
Rashid Gayle, DB, Boise State
Scott Gragg, OT, Montana
Jeff Lewis, QB, Northern Arizona
Sherriden May, RB, Idaho
Jimm Mills, OT, Idaho
Joe O'Brien, DE, Boise State
Kevin O'Leary, P, Northern Arizona
Ryan Phillips, DE, Idaho
Rayna Stewart, DB, No. Arizona
Jay Turner, DE, Montana
Ryan Woolverton, PK, Idaho

1995

Mike Agee, OG, Montana

Jason Crebo, LB, Montana
Dave Dickenson, QB, Montana*
Stacey Ellis, LB, Northern Arizona
Jesse Hardt, TE, E. Washington
Josh Hays, DE, Idaho State
Marcus Jackson, DB, Idaho State
David Kempfert, C, Montana
Jeff Lewis, QB, Northern Arizona
Dave Longoria, LB, Idaho
Dwight McKenzie, WR, Idaho
Kevin O'Leary, P/K, No. Arizona
Ben Petrucci, DT, Northern Arizona
Ryan Phillips, DE, Idaho
Scott Shields, PK, Weber State
Eric Simonson, OG, Montana
Rayna Stewart, DB, No. Arizona
Matt Wells, WR, Montana

1996

Mike Agee, OG, Montana
Brian Ah Yat, QB, Montana
Archie Amerson, RB, No. Arizona*
Mike Bouchee, LB, Montana
Travis Brown, QB, Northern Arizona
Jim Buzzard, OL, E. Washington
Jason Crebo, LB, Montana
Joe Douglass, WR, Montana
Cory Falls, DL, Montana
Dan Finn, OL, Northern Arizona
Aaron Flowers, QB, CS Northridge
Devlan Geddes, DL, Montana State
Marc Goodson, LB, CS Northridge
Josh Hays, DE, Idaho State
David Kempfert, C, Montana
Kevin Kolkman, DL, No. Arizona
Telly Lockette, LB, Idaho State
Blaine McElmurry, DB, Montana
Ricky Pearsall, PR, Northern Arizona
Maurice Perigo, DB, E. Washington
Nick Petrucci, DL, Northern Arizona
Cam Quayle, TE, Weber State
David Romines, WR, CS Northridge
Gibbons St. Paul, WR, No. Arizona
Scott Shields, PK, Weber State
Derek Strey, LB, E. Washington
Jeff Zellik, OL, Montana

1997

Trevor Bell, DB, Idaho State
Travis Brown, QB, Northern Arizona
Jim Buzzard, OL, E. Washington
Jason Crebo, LB, Montana
Dan Finn, OL, Northern Arizona
Aaron Flowers, QB, CS Northridge
Justin Gaines, DB, Montana
Marc Goodson, LB, CS Northridge
Harry Leons, QB, E. Washington
Telly Lockette, LB, Idaho State
Mike McCarthy, DL, Portland State
Taurus McGhee, WR, Weber State
Ty O'Connor, DL, Montana State
Jeff Ogden, WR, E. Washington
Maurice Perigo, DB, E. Washington
Kevin Peterson, OL, E. Washington

Rex Prescott, RB/Ret, E. Washington
Cam Quayle, TE, Weber State
Chris Scott, DL, Eastern Washington
Scott Shields, DB/P/K, Weber State
Bobby Singh, OL, Portland State
Neal Smith, DE, Montana State
Derek Strey, LB, E. Washington

1998

T.J. Ackerman, OL, E. Washington
Brian Ah Yat, QB, Montana
Jaumal Bradley, RB, CS Northridge
Orshawante Bryant, WR, Portland St.
Scott Curry, OT, Montana
Donnell Day, DB, Cal St.
Charles Dunn, RB, Portland State
Afa Faraimo, DL, Northern Arizona
Pete Garcas, PK, Idaho State
Chip Hobbs, WR, Montana State
Bashir Livingston, R, E. Washington
Brett Ludwig, OL, Montana State
Mike MacKenzie, RB, E. Washington
Ty O'Connor, DL, Montana State
Charles Roberts, RB, Sacramento State
Scott Shields, DB/P/K, Weber State
Bobby Singh, OG, Portland State

Brennen Swanson, DL, CS Northridge
Steve Thorns, P, Sacramento State
Jeremy Watkins, WR, Montana
Ryland Wickman, LB, Sacramento St.
Art Williams, WR, Portland State

1999

Aaron Best, C, Eastern Washington
Lamont Brightful, KR, E. Washington
Kelly Bryant, DL, Montana
Terry Charles, WR, Portland State
Shon Flores, DB, Montana
Pete Garces, K, Idaho State
Chris Kelly, TE, Sacramento State
Lance Knaevsrud, OL, E. Washington
Drew Miller, QB, Montana
Jon Osterhout, OL, Sacramento State
Matthew Peot, P, Montana State
Chase Raynock, OL, Montana
Charles Roberts, RB, Sacramento State
Brennen Swanson, DL, CS Northridge

2000

Jeff Allen, DL, Sr., Eastern Washington
Greg Belzer, LB, Sr., E. Washington
Lamont Brightful, KR, E. Washington
Anthony Daisley, LB, Sr., Sac. St.
Charles Dunn, RB, Sr., Portland State
Jimmy Farris, WR, Sr., Montana
DeRon Finley, RB, Sr., Idaho State
Rashad Floyd, DB, Sr., Portland State
Dan Frantz, P, Sr., Portland State
Drew Miller, QB, Sr., Montana
Andy Petek, DL, Sr., Montana
Ryan Prince, TE, Sr., Weber State
Charles Roberts, RB, Sacramento State
Dario Romero, DL, Sr., E. Washington
Thatcher Szalay, OL, Jr., Montana

2001

Lamont Brightful, KR, Sr., E. Wash.
Terry Charles, WR, Sr., Portland State
Jesse Chatman, RB, Sr., E. Washington
Ryan Fuqua, RB, Fr., Portland State
Yo Humphery, RB, Sr., Montana
Vince Huntsberger, SS, Sr., Montana
Eddie Johnson, P, Jr., Idaho State
Etu Molden, WR, Sr., Montana
Chris Polinder, C, Sr., E. Washington
Thatcher Szalay, OG, Sr., Montana

2002

Junior Adams, WR, Sr., Montana State
Jared Allen, DE, Jr., Idaho State
Fred Amey, WR, Sr., Sacramento St.
Josh Blankenship, QB, Sr., E. Wash.
Steve Burch, OT, So., Idaho State
Corey Brown, C, Sr., Idaho State
Dan Curley, TE, Sr., E. Washington
Mark Gould, P, Jr., Northern Arizona
Kane Ioane, SS, Jr., Montana State
Ernie James, CB, So., Idaho State
Devan Kelley, OG, Sr., Portland State
Dylan McFarland, OT, Jr., Montana
Jon Montoya, DE, Jr., Montana State
Keith O'Neil, LB, Sr., N. Arizona
Levander Segars, KR, So., Montana
Vernon Smith, CB, Jr., Montana
Brent Swaggert, OT, Jr., Montana St.
Luke Vincent, LB, Sr., E. Washington
Trey Young, FS, Sr., Montana

2003

Jared Allen, DE, Sr., Idaho State !
Tim Bush, DE, Sr., Montana
Nick Chournos, RB, Jr., Weber State
Brady Fosmark, DE, So., Weber State
Mark Gould, P, Sr., Northern Arizona
Kane Ioane, SS, Sr., Montana State
Matt McFadden, LB, Sr., Weber State
Dylan McFarland, OT, Sr., Montana
Jon Skinner, OG, Sr., Montana
Corey Smith, RS, Sr., Montana State
Chris Snyder, PK, Sr., Montana
Brent Swaggert, OT, Sr., Montana St.

2004

Fred Amey, RS, Sr., Sacramento St.
Jeff Bolton, OL, Jr., Montana St.
Roger Cooper, LB, Sr., Montana St.
Paul Ernster, P, Sr., N. Arizona
Brady Fosmark, DE, Jr., Weber St.
Rocky Hanni, OL, Fr., E. Washington
Joe Johnson, S, Jr., Weber State
Eric Kimble, WR, Jr., E. Washington
Travis Lulay, QB, Montana St.

Erik Meyer, QB, Jr., E. Washington
Mike Murphy, DE, So., Montana
Craig Ochs, QB, Sr., Montana
Ramon Payne, CB, Sr., Sac State
Cory Procter, OL, Sr., Montana
Mike Roos, OL, Sr., E. Washington
Darius Washington, RB, Sr., E. Wash.
Blake Wolf, TE, Sr., Montana St.

2005

Matt Alfred, OG, So., E. Washington
Jeff Bolton, C, Sr. Montana St.
Brennan Carvalho, OG, So. Portland St.
Jeff Charlestone, DE, Sr., Idaho St.
Brady Fosmark, DE, Sr. Weber St.
Paul Johnson, K, Sr., Idaho St.
Paul McQuistan, OT, Sr., Weber St.
*Erik Meyer, QB, Sr., Washington
Eric Kimble, WR, Sr., E. Washington
Brad Rhoades, OT, Sr., Montana
Joe Rubin, RB, Sr., Portland St.
Alan Saenz, DT, Sr., Montana

2006

Cody Balogh, OL, Jr., Montana
Kroy Biermann, DL, Jr., Montana
Brennan Carvalho, OL, Jr., Portland State
Dan Carpenter, K, Jr., Montana
Tuff Harris, Ret., Sr., Montana
Adam Hayward, LB, Sr., Portland State
Chris Hunsaker, LB, Sr., Northern Arizona
Mike Murphy, DE, Sr., Montana
Jason Murrietta, QB, Sr., Northern Arizona
Alex Watson, WR, Jr., Northern Arizona

2007

Matt Alfred, G, Sr., Eastern Washington
Colt Anderson, Jr., S, Montana
!Kroy Biermann, DE, Sr., Montana
Aaron Boyce, WR, So. Eastern Washington
Dan Carpenter, K, Sr., Montana
Brennan Carvalho, C, Sr., Portland State
Bobby Daly, LB, Jr., Montana State
K.J. Gerard, CB, Jr., Northern Arizona
David Hale, OT, Sr., Weber State
Tyson Johnson, P, Sr., Montana
Tremayne Kirkland, Wr., Sr., Portland State
Greg Peach, DE, Jr., Eastern Washington

2008

Colt Anderson, S, Sr., Montana
Paul Carpenter, T, Sr., Weber State
Robbie Dehaze, P, Sr., Northern Arizona
Colin Dow, G, Sr., Montana
K.J. Gerard, CB, Sr., Northern Arizona
Beau Hadley, S, Jr., Weber State
Cameron Higgins, QB, So., Weber State
Marcus Maille, FB, Sr., Weber State
Marc Mariani, WR, Jr., Montana
Cody Nakamura, TE, Jr., Weber State
!Greg Peach, DE, Sr., Eastern Washington
Brent Rasmus, T, Sr., Montana
Cristian Samento, LB, Sr., Northern Colorado
Bryce Scanlon, DT, Sr., Weber State
Andy Schantz, LB, Sr., Portland State
Trevyn Smith, RB, Jr., Weber State
Tim Toone, WR, Jr., Weber State
Tony Washington, WR, Sr., Sacramento State

2009

Ed Berry, WR., Sr., Northern Arizona
Bo Bolen, FB, Fr., Weber State
Christian Clark, DL., Jr., Sacramento State
Dane Fletcher, DE, Sr., Montana State
Beau Hadley, S, Sr., Weber State
Jeff Hansen, OG, Sr., Montana State
Terran Hillesland, OG, Sr., Montana
Levi Horn, OT, Sr., Montana
Taiwan Jones, AP, So., E. Washington
Nathan Overbay, TE, Sr., E. Washington
Marc Mariani, WR, Sr., Montana
Josh Morris, CB, Sr., Weber State
Kyle Mutcher, C, Sr., Weber State
Matt Nichols, QB, Sr., Eastern Washington
J.C. Sherritt, LB, Jr., Eastern Washington
Chase Reynolds, RB, Jr., Montana
Tim Toone, WR, Sr., Weber State
Jon Vanderwielen, P, Sr., Idaho State

2010

Joe Collins, WR, Sr., Weber State
Jason Cunningham, K, Jr., Montana State
David Harrington, P, Jr., Idaho State
Matt Johnson, S, Jr., Eastern Washington
Trumaine Johnson, CB, Jr., Montana
Taiwan Jones, RB, Jr., E. Washington

Brandon Kaufman, WR, So., E. Wash.
DeNarius McGhee, QB, Fr., Montana State
Tavoy Moore, Ret., Jr., Idaho State
Zack Nash, DE, Jr., Sacramento State
Dan Ogden, DT, Sr., Montana State
J.C. Oram, OG, Jr., Weber State
Mike Person, OL, Sr., Montana State
Kris Poindexter, OG, Sr., Northern Arizona
Chris Powers, C, Jr., E. Washington
J.C. Sherritt, LB, Sr., E. Washington
Vai Tafuna, FB, Sr., Weber State
Renard Williams, DT, Jr., E. Washington

2011

Elvis Akpla, WR, Sr., Montana State
Zach Brown, K, Jr., Portland State
Conrad Burbank, OG, Sr., Montana State
Nicholas Edwards, WR, Jr., E. Washington
David Harrington, P, Sr., Idaho State
Trumaine Johnson, CB, Sr., Montana
Caleb McSurdy, LB, Sr., Montana
Zach Minter, DT, Jr., Montana State
*Bo Levi Mitchell, QB, Sr., E. Washington
Zack Nash, DL, Sr., Sacramento State
Jon Opperund, OT, Sr., Montana
J.C. Oram, G, Sr., Weber State
Jody Owens, LB, Jr., Montana State
Chris Powers, C, Sr., E. Washington
Rodrick Rumble, WR, Jr., Idaho State
Jabin Sambrano, Ret, Sr., Montana
A.J. Storms, LB, Sr., Idaho State
Patrick Walker, WR, Sr., Northern Colorado

2012

Colton Cook, K, Jr., Southern Utah
Sean Davies, OL, Sr., UC Davis
Dominic Gunn, Ret., Sr., Northern Colorado
Greg Hardin, AP, Jr., North Dakota
Jake Hess, FB, Sr., Northern Arizona
Josh Hill, TE, Sr., Idaho State
Brandon Kaufman, WR, Jr., Eastern Washington
Cody Larsen, DT, Sr., Southern Utah
T.J. Lee III, CB, Jr., Eastern Washington
DeNarius McGhee, QB, Jr., Montana State
Jody Owens, LB, Sr., Montana State
Jimmy Pavel, K, Sr., Eastern Washington
Will Post, OL, Sr., Eastern Washington
!Caleb Schreiber, DE, Sr., Montana State
Austin Shanks, Ret., Sr., Northern Arizona
Ian Sluss, LB, Sr., Portland State
Jordan Tripp, LB, Jr., Montana
Zach Wagenmann, DE, So., Montana
Andy Wilder, P, Jr., Northern Arizona
Deonte Williams, RB, Sr., Cal Poly

2013

D.J. Adams, Sr., RB, Portland State
Vernon Adams, So., QB, Eastern Washington
Colton Cook, Sr., K, Southern Utah
!Brad Daly, Sr., DE, Montana State
Todd Davis, Sr., LB, Sacramento State
Lucky Dozier, Sr., S, Northern Arizona
Sullivan Grosz, Sr., DT, Cal Poly
Greg Hardin, Sr., AP, North Dakota
Shawn Johnson, Jr., Ret., Montana State
Danny Kistler Jr., Sr., OL, Montana
#Cooper Kupp, Fr., WR, E. Washington
T.J. Lee III, Sr., CB, Eastern Washington
Kyle Loomis, Jr., P, Portland State
Ashton Miller, Sr., C, Eastern Washington
Jordan Tripp, Sr., LB, Montana
Mitchell Van Dyk, Sr., OT, Portland State
Justin Wheldon, Sr., P, Sacramento State

2014

Vernon Adams, QB, Eastern Washington
Justin Arias, QB, Idaho State
DeAndre Carter, WR, Sacramento State
James Cowser, DE, Southern Utah
Nick Dzubnar, LB, Cal Poly
Cornelius Edison, OL, Portland State
Deonte Flowers, CB, Montana State
Matt Hermanson, S, Montana
Brandon Howe, FB, Cal Poly
Cooper Kupp, WR, Eastern Washington
Kyle Loomis, P, Portland State
Jake Rodgers, OT, Eastern Washington
Zack Wagenmann, DE, Montana

2015

*Cooper Kupp, WR, Eastern Washington
Jamaal Jones, WR, Montana
Clay DeBord, OL, Eastern Washington
James Cowser, DL, Southern Utah
!Tyron Holmes, DL, Montana
Darnell Sankey, LB, Sacramento State

Patrick Onwuasor, DB, Portland State
Emmanuel Butler, WR, Northern Arizona
Beau Sandland, TE, Montana State
John Santiago, RB, North Dakota
Miles Killebrew, DB, Southern Utah
Ryan Hawkins, P, Northern Arizona
Ellis Onic II, PR, Northern Colorado
#Case Cook, QB, Northern Arizona
Joe Protheroe, FB, Cal Poly
Sean Meehan, OL, North Dakota
Kameron Canaday, LS, Portland State
Dakota Prukop, QB, Montana State
Aaron Neary, OL, Eastern Washington
John Weidnaar, OL, Montana State
Marcus Alford, DB, Northern Arizona
Will Ratelle, LB, North Dakota
Mike Neeham, LB, Southern Utah

2016

Cooper Kupp, WR, Eastern Washington
Gage Gubrud, QB, Eastern Washington
Cole Reyon, S, North Dakota
Deion Harris, CB, North Dakota
Andrew Vollert, TE, Weber State
Samson Ebukam, DL, Eastern Washington
Xavier Coleman, CB, Portland State
Tate Lewis, P, Southern Utah
Michael Coe, OL, North Dakota
Joe Protheroe, FB, Cal Poly
J.P. Flynn, OL, Montana State
John Santiago, KR, North Dakota
Siupeli Anau, DL, Northern Arizona
Chris Murray, QB, Montana State
Mitch Brott, OL, Montana State
Dallen Collins, OL, Idaho State
Jonah Williams, DL, Weber State
Anthony Del Toro, DL, Portland State
Spencer Blackburn, OL, Eastern Washington
Keelan Doss, WR, UC Davis
Josh Buss, LB, Montana
Shad Hill, WR, Eastern Washington
Matt Fisher, OL, Cal Poly
Kendrick Bourne, WR, Eastern Washington

2017

Keelan Doss, WR, UC Davis
Rashid Shaheed, RS, Weber State
Andrew Vollert, TE, Weber State
LeGrand Toia, LB, Weber State
Trey Tuttle, PK, Weber State
Skyler Phillips, OL, Idaho State
Taron Johnson, CB, Weber State
Xequille Harry, PR, Weber State
Jared Mohamed, FB, Cal Poly
Elijah Marks, WR, Northern Arizona
Zach Larsen, OL, Southern Utah
Mario Jenkins, LB, Idaho State
John Santiago, AP, North Dakota
Iosua Opeta, OL, Weber State
Ben Sorenson, DL, Sacramento State
Brady May, ST, Weber State
Michael Needham, LB, Southern Utah
David Reese, OL, Montana
Josh Buss, LB, Montana

2018

Joe Protheroe, FB, Sr., Cal Poly
Roldan Alcobendas, K, Sr., Eastern Washington
Keelan Doss, WR, Sr., UC Davis
Iosua Opeta, OL, Sr., Weber State
Dante Olson, LB, Jr., Montana
Zach Larsen, C, Jr., Southern Utah
Charlie Taumoepeau, TE, Jr., Portland State
Jay-Tee Tiliu, DL, Sr., Eastern Washington
Cade Coffey, P, So., Idaho
Spencer Blackburn, OL, Jr., Eastern Washington
LeGrand Toia, LB, Sr., Weber State
Troy Anderson, AP/ATH, Jr., Montana State
Brian Fineanganofu, OL, Sr., Idaho St
Rashid Shaheed, KR, So., Weber State
Brady May, FB/ST, Sr., Weber State
Jake Maier, QB, Jr., UC Davis
Jacob Bobenmoyer, LS, Sr., Northern Colorado
Filipe Sitake, DL, Sr., Weber State
Dominic Frasca, DB, Sr., Cal Poly
Mitch Gueller, WR, Jr., Idaho State
Noah Johnson, OL, Jr., Idaho
Josh Davis, AP, Fr., Weber State
Adam Rodriguez, DL, Jr., Weber State

*Payton Award/STATS Offensive Winner
!Buchanan Award/STATS Defensive Winner
#Jerry Rice Award/STATS Freshman Winner

AMERICAN BOWL

- 1970 Jerry Hendren, E, Idaho
- Ed Bell, WR, Idaho State
- Jon Meskimen, OL, Idaho
- 1972 Fred Riley, WR, Idaho

BLUE-GRAY GAME

- 1982 Rick Woods, DB, Boise State
- 1983 Michel Borgeau, DT, Boise State
- 1986 Markus Koch, DT, Boise State
- 1989 John Freisz, QB, Idaho
- Lee Allen, WR, Idaho
- 1990 Grady Bennett, QB, Montana
- 1992 Chad Germer, C, Montana
- Corey Widmer, DT, Montana State
- 1994 Kimo von Oelhoffen, DT, Boise State
- 1999 John Fassel, WR, Weber State
- Anthony Parker, DB, Weber State
- 2000 Travis Brown, QB, Northern Arizona
- 2001 Shane Griggs, QB, Idaho State
- 2003 Kurt Sigler, OT, E. Washington

COACHES ALL-AMERICA GAME

- 1967 Ray McDonald, FB, Idaho
- Ron Porter, E, Idaho
- Ron McCall, E, Weber State
- 1969 Halvor Hagen, DT, Weber State
- 1970 Jerry Hendren, SE, Idaho
- 1972 Steve Okoniewski, G, Montana
- Steve Vogel, LB, Boise State
- 1974 Al Davis, C, Boise State

EAST-WEST SHRINE GAME

- 1963 Joe Tiller, G, Montana State
- 1966 Ray McDonald, FB, Idaho
- Ron McCall, LB, Weber State
- 1967 Don Hass, HB, Montana State
- Lee White, FB, Weber State
- 1971 Henry Reed, LB, Weber State
- 1972 Ken Muhlbeier, C, Idaho
- 1973 Don Hutt, WR, Boise State
- Bill Kollar, DE, Montana State
- 1974 Jim McMillan, QB, Boise State
- 1977 John Yarno, C, Idaho
- Joe Pellegrini, DT, Idaho
- 1979 Jon Borchardt, OT, Montana State
- 1981 Frank Hawkins, RB, Nevada
- Cedric Minter, RB, Boise State
- David Hughes, RB, Boise State
- Brian Salonen, TE, Montana
- 1983 Matt Courtney, DB, Idaho State
- Sam Merriman, LB, Idaho
- 1985 Mark Fellows, LB, Montana State
- 1986 Markus Koch, DT, Boise State
- 1987 Henry Rolling, LB, Nevada
- 1988 Marty Zendejas, PK, Nevada
- 1989 John Friesz, QB, Idaho
- 1990 Bernard Ellison, DB, Nevada
- 1991 Geoff Mitchell, RB, Weber State
- 1993 Jamie Martin, QB, Weber State
- 1994 Doug Nussmeier, QB, Idaho
- 1995 Jeff Lewis, QB, Northern Arizona
- 1999 Scott Shields, SS, Weber State
- 2000 Wade Davis, DB, Weber State
- Chase Raynock, OL, Montana
- 2001 Ryan Prince, TE, Weber State
- Charles Roberts, RB, Sacramento State
- 2002 Juston Wood, QB, Portland State
- 2003 Jared Allen, DE, Idaho State
- Marko Cavka, OT, Sacramento State
- Mark Gould, P, Northern Arizona
- 2004 Mike Roos, OT, Eastern Washington
- Fred Amey, WR, Sacramento State
- 2005 Paul McQuistan, OT, Weber State
- 2006 Bo Smith, DB, Weber State
- Matt Gutierrez, QB, Idaho
- 2007 David Hale, OT, Weber State
- 2009 Matt Nichols, QB, Eastern Washington
- Nathan Overbay, TE, Eastern Washington
- 2010 Julius Thomas, TE, Portland State
- 2013 Josh Hill, TE, Idaho State
- Caleb Schreiber, DE, Montana State
- Zach Brown, K, Portland State
- 2014 Zach Bauman, RB, Northern Arizona
- Johnny Millard, LB, Cal Poly
- Danny Kistler, Jr., OT, Montana
- 2015 Tevin McDonald, S, E. Washington
- 2016 James Cowler, DE, Southern Utah

- Tyrone Holmes, DE, Montana
- LeShaun Sims, CB, Southern Utah
- 2018 Andrew Vollert, TE, Weber State
- Cole Reyes, S, North Dakota
- 2019 Jacob Bobenmoyer, LS, Northern Colorado

FREEDOM ALL-STAR GAME

- 1997 Joe Sewell, RB, E. Washington
- David Romines, WR, Cal St. Northridge

HULA BOWL

- 1967 Lou Kamanu, T, Weber State
- 1982 Case deBruijn, P, Idaho State
- 1989 Micky Penafior, K, Northern Arizona
- 1992 Corey Widmer, DT, Montana State
- 1993 Jamie Martin, QB, Weber State
- 1994 Terry Belden, K, Northern Arizona
- Kimo von Oelhoffen, DT, Boise State
- 1997 Archie Amerson, RB, Northern Arizona
- (North Most Valuable Player)
- David Kempfert, OL, Montana
- 1999 Brian Ah Yat, QB, Montana
- Donnell Day, DB, Cal St. Northridge
- Raul Pacheco, WR, Montana
- 2000 Tim Conley, LT, Sacramento State
- Wade Davis, DB, Weber State
- Shon Flores, DB, Montana State
- 2001 Charles Dunn, RB, Portland State
- Shane Griggs, QB, Idaho State
- Charles Roberts, RB, Sacramento State
- 2004 Tony Curtis, TE, Portland State
- Cory Procter, OG, Montana
- 2005 Brady Fosmark, DE, Weber State
- 2007 Kroy Biermann, DE, Montana
- Brennan Carvalho, C, Portland State

NORTH-SOUTH SHRINE GAME

- 1976 Wayne Hill, LB, Idaho State

OLYMPIA GOLD BOWL

- 1982 Rick Woods, DB, Boise State
- Mike Machurek, QB, Idaho State

SENIOR BOWL

- 1964 Jim Moran, T, Idaho
- 1967 Ray McDonald, RB, Idaho
- 1968 Lee White, RB, Weber State
- 1970 Jerry Hendren, WR, Idaho
- 1974 Bill Kollar, DT, Montana State
- 1977 John Yarno, C, Idaho
- 1987 Tom Gibson, DT, Northern Arizona
- 1989 Tim Hauck, DB, Montana
- 1992 Corey Widmer, DT, Montana State
- 1993 Jeff Robinson, DE, Idaho
- 1994 Doug Nussmeier, QB, Idaho
- Trent Pollard, OT, Eastern Washington
- 1995 Scott Gragg, OL, Montana
- 1996 Jeff Lewis, QB, Northern Arizona
- 1999 Anthony Parker, RB, Weber State
- Scott Shields, SS/K, Weber State
- 2003 Joey Thomas, CB, Montana State
- 2004 Mike Roos, OT, E. Washington
- 2014 Jordan Tripp, LB, Montana
- 2015 Kyle Loomis, P, Portland State
- 2016 Miles Killebrew, S, Southern Utah
- 2017 Cooper Kupp, WR, Eastern Washington
- 2018 Taron Johnson, CB, Weber State
- Skyler Phillips, OL, Idaho State

JAPAN BOWL CLASSIC

- 1989 Tim Hauck, DB, Montana

KING ALL-AMERICA CLASSIC

- 1989 John L. Smith, Coach, Idaho
- Donald Miller, LB, Idaho State
- Kirk Scrafford, OT, Montana
- Demetrius Davis, TE, Nevada
- Greg Wyatt, QB, Northern Arizona
- Frank Pollack, OG, Northern Arizona
- Micky Penafior, K, Northern Arizona
- Darrel Jordan, LB, Northern Arizona
- 1990 Mike Sanfrittello, LB, Northern Arizona
- Erik Helgeson, LB, Boise State

GRIDIRON CLASSIC

- 2004 Tony Curtis, TE, Portland State

PARADISE BOWL

- 2001 Johnnie Gray, RB, Weber State

- Damon Greenberry, WR, Weber State
- Thatcher Szalay, OG, Montana
- Vince Huntsberger, DB, Montana
- Calvin Coleman, CB, Montana
- Fred Salanoa, QB, E. Washington
- David Sherrrod, OL, E. Washington
- Chris Polinder, OL, E. Washington
- Brad Ransom, DL, Portland State
- 2002 Trey Young, DB, Montana
- Tyler Gladwell, QB, Weber State
- Jovan Griffith, RB, E. Washington
- 2003 Matt McFadden, LB, Weber State
- Clarence Moore, WR, Northern Arizona

LAS VEGAS ALL-AMERICAN CLASSIC

- 2004 Steve Burch, OT, Idaho State
- Paul Ernster, N, Arizona
- Ryan Fuqua, RB, Portland State
- Justin Green, RB, Montana
- Sale' Key, WR, Idaho State
- Craig Ochs, QB, Montana
- 2005 Jeff Bolton, C, Montana State
- Brady Fosmark, DE, Weber State
- Eric Kimble, WR, E. Washington
- Paul McQuistan, OT, Weber State
- Joe Rubin, RB, Portland State
- 2006 Bo Smith, CB, Weber State

MAGNOLIA GRIDIRON CLASSIC

- 2005 Travis Lulay, QB, Montana State
- 2006 Joe Hirst, OL, Montana State

TEXAS VS. THE NATION

- 2006 Mike Jefferson, WR, Montana State
- Rhian Madrid, P, Northern Arizona
- Josh Swogger, QB, Montana
- 2008 Colt Anderson, S, Montana
- Marcus Maille, FB, Weber State
- Andy Schantz, LB, Portland State
- 2009 Shann Schillinger, S, Montana
- 2010 Mike Person, OL, Montana State

Casino Del Sol Collegiate

- 2013 Zach Brown, K, Portland State
- Nicholas Edwards, WR, Eastern Washington
- Trey Gillo, OL, Northern Arizona
- Zach Minter, DT, Montana State
- Deonte Williams, RB, Cal Poly

NFLPA Collegiate Bowl

- 2013 T.J. Knowles, TE, Sacramento State
- Brad Sorensen, QB, Southern Utah
- 2014 Greg Hardin, WR, North Dakota
- T.J. Lee III, CB, E. Washington
- Brad Daly, DE, Montana State
- Tyree Mills, CB, Southern Utah
- 2015 DeAndre Carter, WR, Sacramento State
- Zack Wagenmann, DE, Montana
- 2016 Tyler Kuder, DE, Idaho State
- Jeremiah Kose, LB, Montana
- Beau Sandland, TE, Montana State
- Lars Hanson, OT, Sacramento State
- Ammon Olsen, QB, Southern Utah
- Aaron Neary, OG, Eastern Washington
- Clay DeBord, OG, Eastern Washington
- 2017 Brady Gustafson, QB, Montana
- Kendrick Bourne, WR, Eastern Washington
- Samson Ebukam, DL, Eastern Washington
- Tre'von Johnson, LB, Weber State
- Josh Thornton, CB, Southern Utah
- Jordan Dascalo, P, Eastern Washington
- 2018 Brian Fineanganofu, OT, Idaho State
- 2019 Emmanuel Butler, WR, Northern Arizona
- Josh Lewis, CB, Eastern Washington
- Iosua Opeti, OG, Weber State
- Jay-Tee Tiuli, DT, Eastern Washington
- Marquez Tucker, OG, Southern Utah

Medal of Honor Bowl

- 2014 DJ Adams, RB, Portland State
- Johnny Millard, LB, Cal Poly

FCS Senior Scout Bowl

- 2014 Gavin Miller, DE, Northern Colorado
- 2017 Kahliil Dawson, WR, Portland State
- 2018 Keelan Doss, WR, UC Davis
- Alex Wesley, WR, Northern Colorado

1972

Rene Garnett, RB, Idaho State
Tom Ransley, DE, No. Arizona
Scott Free, LB, Northern Arizona

Steve Hunter, RB, Idaho
Bruce Ivor, DT, Northern Arizona

Jeff Hoffmann, RB, Montana
Al Marshall, TE, Boise State

Ron Autele, QB, Boise State
Ron Ueland, LB, Montana State

Wayne Edwards, FB, Montana St.
Mark Kouzmanoff, DE, Montana

Jim Olson, RB, Montana
Bill Kollar, DT, Montana State

Tom Lee, QB, Idaho State
Tom Toner, DE, Idaho State

Van Troxel, QB, Idaho State
Jon Knobler, LB, Weber State

Zoonie McLean, QB, Montana St.
Al Marshall, E, Boise State

Collie Mack, WR, Idaho
Don Hutt, E, Boise State

Bill Stephens, RB, Boise State
Tim Perreira, DT, Idaho State

Jim Larson, RB, Weber State
Rand Marquess, LB, Idaho

1973

Marshall Brantley, RB, Idaho
Bill Kollar, DT, Montana State

Ron Autele, QB, Boise State
Jim Leld, DT, Montana

Brian Gladwell, WR, Weber State
Ron Ueland, LB, Montana State

Joe Mattie, DT, Idaho State
Ken McEachern, DB, Weber State

Jim Smith, RB, Northern Arizona
Syd Lofton, DB, Idaho

Jim McMillan, QB, Boise State
Steve Taylor, DE, Montana

Jim Smith, RB, Northern Arizona
Steve Endres, LB, Montana State

Mark Fredback, RB, Idaho
Dusty Birkenbuel, LB, Montana St.

Jim Smith, RB, Northern Arizona
Joe Mattie, DT, Idaho State

Darrell Mitchell, RB, Idaho
Mark Kastilahan, DE, Idaho State

Don Hutt, WR, Boise State
Rene Garnett, RB, Idaho State

Don Bagley, RB, Montana State
Kino Flores, DE, Northern Arizona

Darrell Mitchell, RB, Idaho
Claude Tomasini, LB, Boise State

Don Hutt, WR, Boise State
Greg Frederick, RB, Boise State

1974

John Smith, RB, Boise State
Bruce Ivor, DT, Northern Arizona

Ron Reddic, RB, Weber State
Ron Rosenberg, LB, Montana

Jim McMillan, QB, Boise State
Bruce Ivor, DT, Northern Arizona

Dave Comstock, QB, Idaho

Brad Daws, DE, Montana State

John Crabtree, WR, Boise State
Walt Hayes, LB, Weber State

Jim McMillan, QB, Boise State
Wayne Hammond, DT, Montana St.

J.C. Chandband, RB, Idaho
Greg Anderson, DB, Montana

Paul Sartori, RB, Idaho State
Chris Tormey, DE, Idaho

Robert Fowler, RB, No. Arizona
Matt Kendon, DB, Idaho State

Jim McMillan, QB, Boise State
Ron Rosenberg, LB, Montana

Jim McMillan, QB, Boise State
Rolly Woolsey, DB, Boise State

1975

Bob Cleveland, RB, Boise State
Wayne Hill, LB, Idaho State

Dave Comstock, QB, Idaho
Rick Noel, LB, Idaho State

Mike Mickey, RB, Montana
Jerry McIntyre, DB, Idaho State

Steve Kracher, RB, Montana State
Steve Dionas, DB, Montana

Robert Brooks, RB, Idaho
Rick Noel, LB, Idaho State

Greg Stern, QB, Boise State
Tom Clift, DB, Montana

Steve Kracher, RB, Montana State
Bill Keilty, DB, Idaho

Greg Stern, QB, Boise State
John Kirtland, LB, Boise State

Rod Bockwoldt, QB, Weber State
Gary Gorrell, LB, Boise State
Steve Dionas, DB, Montana

Steve Tosches, QB, Idaho State
Gary Gorrell, LB, Boise State

1976

Herb Daniel, QB, Northern Arizona
Rick Linehan, DB, Idaho

Dee Pickett, QB, Boise State
Tom Eilertson, DT, Idaho

Allan Clark, RB, Northern Arizona
Greg Anderson, DB, Montana

Paul Dennehy, QB, Montana State
Mark DeVore, LB, Montana State

Burt Markovich, C, Montana State
Chris Eads, DE, Idaho

Craig Juntunen, QB, Idaho
Wayne Hill, LB, Idaho State

Rod Bockwoldt, QB, Weber State
Cleveland Dansby, DB, No. Arizona

Herb Daniel, QB, Northern Arizona
Tim Nixon, LB, Montana State
Rod Bockwoldt, QB, Weber State
Les Leininger, DE, Montana State

Carl Golden, RB, Northern Arizona
Larry Polowski, LB, Boise State

Robert Taylor, RB, Idaho
Jeff Phister, DE, Idaho

1977

Allan Clark, RB, Northern Arizona
Dave Gleason, LB, Montana

Tom Jurich, K, Northern Arizona

Dennis Duncanson, DB, Weber St.

Hoskin Hogan, QB, Boise State
Delmar Jones, RB, Montana State
Ed Cerkovnik, DB, Montana

Allan Clark, RB, Northern Arizona
Willie Beamon, LB, Boise State

Paul Dennehy, QB, Montana State
Chris Malmgren, DT, Boise State

Robert Taylor, RB, Idaho
Ed Judie, DE, Northern Arizona

Terry Zahner, RB, Boise State
Scott Thomas, WR, Weber State
Tim Sanford, DT, Idaho

Delmar Jones, RB, Montana State
Sam Miller, DB, Boise State

Mark Villano, C, Boise State
Cleveland Dansby, DB, No. Arizona
Alex Kettles, LB, Boise State

Cedric Minter, RB, Boise State
Larry Chambers, DB, Idaho State

Tom Jurich, K, Northern Arizona
Tim Lappano, RB, Idaho
Neal Richardson, LB, Idaho State

1978

Bob Matsey, DB, Idaho State
Allan Clark, RB, Northern Arizona

Fred Goode, RB, Boise State
Willie Beamon, LB, Boise State

Tom Sarette, K, Boise State
Rick Kelsic, DT, Montana State
Bob Macauley, LB, Boise State

Cedric Minter, RB, Boise State
Jim Mickelson, DB, Montana State
Ray Franklin, LB, Weber State

Jon Borchardt, OT, Montana State
Neal Higginson, MG, No. Arizona

Cedric Minter, RB, Boise State
Rocky Klever, TB, Montana
Ed Hightower, DE, No. Arizona
Otto Ribary, LB, Weber State

Jay Goodenhour, QB, Idaho
Willie Beamon, LB, Boise State

Paul Dennehy, QB, Montana State
Kent Clausen, LB, Montana

Allan Clark, RB, Northern Arizona
Ray Smith, DB, Northern Arizona
Dennis Duncanson, DB, Weber St.

Cedric Minter, RB, Boise State
Rocky Klever, RB, Montana
Tim Evans, LB, Weber State

1979

Frank Hawkins, RB, Nevada
Phil Cancik, LB, Northern Arizona

Willard Reaves, RB, No. Arizona
Doug Scott, DT, Boise State

Wit Poindexter, K, No. Arizona
Mark McNeal, DT, Idaho

Joe Aliotti, QB, Boise State
Randy Trautman, DT, Boise State
Kent Clausen, LB, Montana

Joe Aliotti, QB, Boise State
Larry Barker, DE, Idaho

Eddie McGill, RB, Idaho State
Billy Kelly, QB, Weber State
Les Sherrill, DT, Montana State

Frank Hawkins, RB, Nevada
Stu Dodds, P-FS, Montana State

Larry Worman, QB, Nevada
Mike Doerfler, RB, Montana State
Willie Turfano, NG, Boise State

David Hughes, RB, Boise State
Mike Humiston, LB, Weber State

Joe Aliotti, QB, Boise State
Chris Malmgren, DT, Boise State

Cedric Minter, RB, Boise State
Jeff Wright, WR, Nevada
Jim Anders, DT, Northern Arizona

1980

Terry Zahner, RB, Boise State
Dan Williams, LB, Boise State

Rocky Klever, RB, Montana
Marvin Lewis, LB, Idaho State

Frank Hawkins, RB, Nevada
Mike Humiston, LB, Weber State

Mike Machurek, QB, Idaho State
Ron Ranieri, NG, Montana State
Danny Rich, LB, Weber State

Ken Hobart, QB, Idaho
Joe Taylor, WR, Northern Arizona
Randy Trautman, DT, Boise State

Cedric Minter, RB, Boise State
Mike Campbell, DE, Nevada

Pete Mandley, WR, No. Arizona
Greg Gerken, LB, Northern Arizona
Larry Barker, DE, Idaho

Joe Aliotti, QB, Boise State
Ben Slalega, DT, Northern Arizona

Tony Boddie, RB, Montana State
Marvin Lewis, LB, Idaho State

Mike Machurek, QB, Idaho State
Wayne Harper, RB, Montana
Dan Williams, LB, Boise State

Frank Hawkins, RB, Nevada
Jack Muhlbeier, LB, Montana State

Cedric Minter, RB, Boise State
Frank Hawkins, RB, Nevada
Mike Bradeson, DB, Boise State

1981

Ken Hobart, QB, Idaho
Rick Woods, DB, Boise State

Milt Meyers, QB, Weber State
Danny Rich, LB, Weber State
Ron Thomas, LB, Northern Arizona

Mike Machurek, QB, Idaho State
Dean Rominger, K, Montana
Jim Anderson, CB, Montana State

Kipp Bedard, WR, Boise State
Jim Walsler, LB, Idaho State

Russell Davis, RB, Idaho
Mike Machurek, QB, Idaho State
Curtis McGhan, DT, Weber State

Mike Machurek, QB, Idaho State
John Ramatici, LB, Nevada
Dennis Bownan, LB, Montana

Rocky Klever, RB, Montana
Tony Shaw, DB, Nevada

Rodney Webster, RB, Boise State
Rick Woods, DB, Boise State

Mike Machurek, QB, Idaho State
Randy Trautman, DT, Boise State
Pat Curry, DT, Montana

Rocky Klever, RB, Montana
Willie Allen, CB, Idaho State
Matt Palacio, FS, Northern Arizona

Chris Corp, WR, Idaho State
Curtis McGhan, DT, Weber State
Case deBruijn, K, Idaho State

Kipp Bedard, WR, Boise State
John Ramatici, LB, Nevada
Bill Snapp, LB, Idaho State

1982

Paul Peterson, QB, Idaho State
Carl Keever, LB, Boise State

Vic Wallace, WR, Idaho
Tony Boddie, RB, Montana State
Jeff Turk, DB, Boise State
Sam Merriman, LB, Idaho

Ken Hobart, QB, Idaho
Marty Mornhinweg, QB, Montana
Bob King, DB, Montana State

Vic Wallace, WR, Idaho
Ron Jenkins, DB, Northern Arizona
Mark Eibner, LB, Montana State

Ken Hobart, QB, Idaho
Tony Boddie, RB, Montana State
Tony Zendejas, K, Nevada
John Rade, DE, Boise State

Greg Iseman, RB, Montana
Tony Boddie, RB, Montana State
David Kilson, DB, Nevada

Paul Peterson, QB, Idaho State
Ken Mizell, LB, Nevada

Marty Mornhinweg, QB, Montana
Anthony Dozier, DT, Weber State
Boyce Bailey, DB, Idaho

Anthony Corley, RB, Nevada
Tim Bernal, DB, Weber State
Sam Merriman, LB, Idaho
Jim Kalafat, LB, Montana State

Ken Hobart, QB, Idaho
Greg Iseman, RB, Montana
John Rade, DE, Boise State

Scott Lindquist, QB, No. Arizona
John Rade, DE, Boise State

1983

Ken Hobart, QB, Idaho
Lem Galeai, LB, Idaho State

Dennis Rogan, RB, Weber State
Alex Rodriguez, DB, Montana

Mike Mensoza, QB, No. Arizona
Dee Monson, NG, Nevada

Brian Allen, WR, Idaho
Joe Peterson, FS, Nevada
Brent Oakland, LB, Montana

Joey Charles, RB, Montana
Michael Thompson, WR, Idaho State
Brent Oakland, LB, Montana

Paul Peterson, QB, Idaho State
Tony Shaw, FS, Nevada
Marty Mendenhall, LB, Weber State

Ken Hobart, QB, Idaho
Anthony Corley, RB, Nevada
Mark Tidd, FS, Idaho

Rodney Webster, RB, Boise State
Paul Peterson, QB, Idaho State
William Johnson, DB, Montana St.
James Gee, DT, Northern Arizona

Hazen Choates, QB, Boise State
Anthony Corley, RB, Nevada
Paul Under, LB, Boise State

Tony Zendejas, K, Nevada
Otto Kelly, RB, Nevada
Carl Keever, LB, Boise State

Ken Hobart, QB, Idaho
John Berry, QB, Idaho State

1984

Marty Mornhinweg, QB, Montana
Mark Fellows, LB, Montana State
Jeff Randle-EI, LB, No. Arizona

Johnny Gordon, RB, Nevada
Marvin Jackmon, LB, No. Arizona

Steve Despot, OG, Boise State
Vern Harris, QB, Idaho State
Doug Kimball, CB, Montana State

Scott Auker, TE, Idaho
Brent Koetter, FS, Idaho State

Mark Dixon, LB, Nevada
Jon Francis, RB, Boise State

Kelly Bradley, QB, Montana State
Kyle Denny, LB, Nevada

Kelly Bradley, QB, Montana State
David Stireman, QB, Weber State
Carl Keever, LB, Boise State
Mark Fellows, DE, Montana State

Vern Harris, QB, Idaho State
Glenn Simonton, NG, Boise State

Eric Beavers, QB, Nevada
Tex Sikora, NG, Montana State
Tim McMonigle, PK, Idaho

Joe Bignell, TE, Montana State
Ron Manu, LB, Idaho State

Kelly Bradley, QB, Montana State
Patrick Hunter, S, Nevada
Mike Powell, LB, Weber State

Kelly Bradley, QB, Montana State
Marty Zendejas, PK, Nevada
Tom Hennessey, LB, Idaho

1985

Paul Lamb, TE, Montana
Markus Koch, DE, Boise State
Ted Ray, FS, Montana

Merril Hoge, RB, Idaho State
Daryl McCoy, SS, Nevada

Eric Yarber, WR, Idaho
Scott Lommori, LB, Nevada

Rick Sloan, QB, Idaho
Steve Harris, FS, Boise State
Mark Tidd, FS, Idaho

Vern Harris, QB, Idaho State
Dave Stireman, QB, Weber State
Mike Dixon, LB, Nevada

Brant Bengen, WR, Idaho
Mike Rice, WR, Montana
Terry Shillam, S, Montana

Charvez Foger, RB, Nevada
Henry Rolling, LB, Nevada

Vern Harris, QB, Idaho State
Merril Hoge, RB, Idaho State
Kirk Timmer, LB, Montana State

Dave Stireman, QB, Weber State
Jim Ellis, LB, Boise State

Jon Francis, RB, Boise State
Craig Slama, TE, Weber State
Rex Walters, DE, Boise State
Tom Hennessey, LB, Idaho

Eric Beavers, QB, Nevada
Dave Stireman, QB, Weber State
Mike Dixon, LB, Nevada

Brant Bengen, WR, Idaho
Tom Hennessey, LB, Idaho

1986

Bryan Calder, WR, Nevada
DuJuan Robinson, CB, No. Arizona

Phil Cooper, QB, Weber State
Lance Sellers, LB, Boise State

Kelly Bradley, QB, Montana State
Eric Beavers, QB, Nevada
Tom Hennessey, LB, Idaho
Mark Yuhas, LB, No. Arizona

Lucius Floyd, RB, Nevada
Terence McDermott, LB, Idaho St.

Brent Pease, QB, Montana
Phil Bartle, SS, Boise State
Dan McCanna, SS, Idaho

Charvez Foger, RB, Nevada
Sean Sanders, RB, Weber State
Maury Moore, FS, Boise State

Mike Rice, WR, Montana
Matt Micklewright, LB, Montana St.
Scott Lommori, LB, Nevada

Goran Lingmerth, K, No. Arizona
Gary Galante, LB, No. Arizona

Kelly Bradley, QB, Montana State
Henry Rolling, LB, Nevada
Mark Yuhas, LB, Northern Arizona

Brent Pease, QB, Montana
Mike Lazovich, LB, Nevada

Chris Jackson, RB, Boise State
Henry Rolling, LB, Nevada

Scott Linehan, QB, Idaho
Tom Hennessey, LB, Idaho

1987

Chris Jackson, RB, Boise State
Mark Williams, LB, Boise State

Charvez Foger, RB, Nevada
Mark Rinehart, SS, Montana State

Eric Stein, PK, Eastern Washington
Scott Johnson, DE, No. Arizona
Paul Farrell, LB, E. Washington

Scott Waak, QB, Montana
Fine Unga, RB, Weber State
Jeff Davis, LB, Nevada

Renard Coleman, RB, Montana
Mike Calley, LB, Idaho State

John Friesz, QB, Idaho
Fine Unga, RB, Weber State
Jeff Davis, LB, Nevada

John Friesz, QB, Idaho
Wade Orton, WR, Weber State
Pat Foster, DE, Montana

Jason Whitmer, QB, Idaho State
Greg Wyatt, QB, Northern Arizona
Erik Vance, LB, Northern Arizona

John Friesz, QB, Idaho
Demidric Cooks, LB, Montana

Vince Alcalde, QB, Boise State
Henry Miller, SS, Northern Arizona
Tony Breland, SS, Montana

Chris Jackson, RB, Boise State
Kirk Copeland, RB, Montana State
Calvin Hampton, SS, Weber State

John Friesz, QB, Idaho
Pete Kwiatkowski, DE, Boise State

1988

Kirk Duce, K, Montana
Lavon Worley, RB, No. Arizona
Kenny Kuehl, DB, Boise State
Dominic Corr, DB, E. Washington

Jim Zaccheo, QB, Nevada
Erik Helgeson, DE, Boise State
Tim Hauck, FS, Montana

Bruce Harris, RB, Idaho
Tony Logan, WR, Nevada
Scott Russell, LB, Boise State
John Wanago, NG, Montana State

Jeff Carlson, QB, Weber State
Mike McGowan, LB, Montana
Todd Deeds, LB, Nevada

John Friesz, QB, Idaho
Chris Thomas, RB, Boise State
John Libby, LB, Nevada

Fine Unga, RB, Weber State
Vince Mann, DE, Idaho
Derek Chachere, DE, Nevada

Wade Orton, WR, Weber State
Rob Pouillot, FS, Montana State

Thayne Doyle, K, Idaho
Steve Haugeberg, RB, Montana St.
John Dierking, SS, No. Arizona

Chris Thomas, RB, Boise State
Jamie Townsend, RB, E. Washington
Erik Helgeson, LB, Boise State
Kevin Bartsch, LB, Montana

Mickey Penafior, K, No. Arizona
Willie McDonald, RB, Weber State
Brian Smith, DB, Idaho

Jeff Carlson, QB, Weber State
Erik Helgeson, LB, Boise State

Charvez Foger, RB, Nevada
Jim Routos, DE, Idaho
John Dierking, CB, No. Arizona

1989

Kenny Thompson, RB, E. Wash
Kurt Schulz, DB, E. Washington
Tim Hauck, DB, Montana

Mark Rinehart, RB, Montana State
Tony Manu, LB, Idaho State
Darrell Jordan, LB, No. Arizona

Mike Virden, QB, Boise State
John Friesz, QB, Idaho
John Rust, LB, Idaho

Winky White, WR, Boise State
Roger Cecil, LB, Idaho

John Friesz, QB, Idaho
Tim Hauck, DB, Montana

Dominic Corr, RB, E. Washington
Treamelle Taylor, WR, Nevada
Shawn Anderson, DT, Boise State
Tim Hauck, DB, Montana

Tony Rice, RB, Montana
Erik Helgeson, DE, Boise State
Tim Hauck, DB, Montana

John Friesz, QB, Idaho
Jason Whitmer, QB, Idaho State

Grady Bennett, QB, Montana
Mike Rankin, LB, Montana
Mark D'Agostino, LB, Montana St.

Dominic Corr, RB, E. Washington
Lee Allen, WR, Idaho
Quintin Blythe, DB, E. Washington

Fred Gatlin, QB, Nevada
Greg Wyatt, QB, Northern Arizona
Erik Helgeson, DE, Boise State
John Libby, LB, Nevada

Fred Gatlin, QB, Nevada
David Lang, RB, Northern Arizona
Mike Babb, DB, Weber State

1990

Grady Bennett, QB, Montana
Anthony Brown, SS, Boise State

Fred Gatlin, QB, Nevada
Tim O'Connor, LB, Boise State
Reggie Smith, CB, Idaho

George Jackson, RB, Weber State
Aaron Hansen, DE, E. Washington

Devon Pearce, RB, Idaho
Xavier Kairy, LB, Nevada

Tom Owens, WR, E. Washington
Brendan Rogers, LB, E. Washington
Matt Clifton, LB, Nevada

Joe Volek, QB, Montana State
Jamie Martin, QB, Weber State
Frank Robinson, DB, Boise State

Jamie Martin, QB, Weber State
Erik Helgeson, DE, Boise State
Matt Clifton, LB, Nevada

Fred Gatlin, QB, Nevada
Mark EchoHawk, DB, Idaho State
Jimmie Lee Jacobs, LB, Idaho

John Bonds, QB, Northern Arizona
Ray Whalen, RB, Nevada

Grady Bennett, QB, Montana
Bernard Ellison, DB, Nevada

Steve Nolan, QB, Idaho
Frank Robinson, DB, Boise State

Rob Tesch, WR, Montana State
Jeff Robinson, DE, Idaho

Devon Pearce, RB, Idaho
Steve Collins, LB, Montana

1991

Jamie Martin, QB, Weber State
Todd Graves, LB, Montana State

Fred Gatlin, QB, Nevada
Frank Robinson, CB, Boise State

Alfred Pupunu, TE, Weber State
Frank Robinson, CB, Boise State
Xavier Kairy, FS, Nevada

Doug Nussmeier, QB, Idaho
Jeff Robinson, DE, Idaho

Jamie Martin, QB, Weber State
Matt Clifton, LB, Nevada

Tim Mitchell, RB, E. Washington
John Peoples, RB, Idaho State
Brock Marion, DB, Nevada
Frederick X, CB, Weber State

Jamie Martin, QB, Weber State
Chad Lembke, LB, Montana

Brad Lebo, QB, Montana
Chris Singleton, WR, Nevada
Matt McLaughlin, LB, Boise State
Jeff Robinson, DE, Idaho

Mark Tenneson, QB, E. Washington
Jeff Newton, NG, Montana State

Chris Vargas, QB, Nevada
Chad Lembke, LB, Montana

Chris Vargas, QB, Nevada
Michael Key, DB, Idaho State
Andre Howard, LB, Nevada

Marvin Turk, WR, Montana
Forey Duckett, CB, Nevada

Jamie Martin, QB, Weber State
Kasey Dunn, WR, Idaho
Jeff Robinson, DE, Idaho

1992

Sylvester Jones, RB, Idaho State
Chad Lembke, LB, Montana

Doug Nussmeier, QB, Idaho
Pete Davis, OLB, Idaho State

Sherriden May, RB, Idaho
Chris Shepherd, DT, Boise State
Jeff Robinson, DE, Idaho

Jamie Martin, QB, Weber State
Joe Peterson, LB, E. Washington

David Lewis, RB, E. Washington
DaWuan Miller, DB, Boise State
Mark Avena, DT, E. Washington

Yo Murphy, WR, Idaho
Jackie Kellogg, CB, E. Washington

Travis Stuart, QB, Boise State
Jeff Robinson, DE, Idaho

Brad Lebo, QB, Montana
Tommy Williams, DE, E. Wash.
Jantz Afuvai, LB, Weber State

Sherriden May, RB, Idaho
Jason Hicks, LB, Montana State
Shay Liggins, LB, Weber State

Brad Lebo, QB, Montana
Chad Lembke, LB, Montana

Sherriden May, RB, Idaho
Joe Peterson, LB, E. Washington

Doug Nussmeier, QB, Idaho
Jeff Robinson, DE, Idaho

1993

Fred Moore, RB, Montana State
Sherriden May, RB, Idaho
Todd Ericson, FS, Montana

Doug Nussmeier, QB, Idaho
Jeff Lewis, QB, Northern Arizona
Rob Hitchcock, DB, Weber State
Terry Belden, K/P, Northern Arizona

Cole Wilson, DB, Idaho
Dave Dickenson, QB, Montana
Beau Smith, LB, Northern Arizona

Doug Nussmeier, QB, Idaho
Dan Downs, LB, Montana
Jason Shelt, LB, Idaho

Doug Nussmeier, QB, Idaho
Mike Wells, RB, Montana
Jason Marsh, LB, E. Washington
Alex Marcelin, LB, No. Arizona

Doug Nussmeier, QB, Idaho
Kurt Schilling, LB, Montana
Chris Steinbeisser, LB, Montana St.

Markeith Ross, RB, Weber State
Wade Rademacher, DT, Montana St.
Evan Brady, LB, E. Washington

Markeith Ross, RB, Weber State
Mark Grimmer, FS, Montana State

Dave Dickenson, QB, Montana
Brad Otton, QB, Weber State
Jason Martin, DE, E. Washington

Dave Dickenson, QB, Montana
Markeith Ross, RB, Weber State
Jackie Kellogg, CB, E. Washington

1994

K.C. Adams, RB, Boise State
Duke Garrett, LB, Idaho
Donald Hurston, DT, No. Arizona

Dave Dickenson, QB, Montana
 Jeff Lewis, QB, Northern Arizona
 Jason Hicks, DE, Montana State
 K.C. Adams, PR, Boise State

Eric Hisaw, QB, Idaho
 Rashid Gayle, DB, Boise State
 Mike Minnoch, K, Weber State

Jeff Lewis, QB, Northern Arizona
 Dan Downs, LB, Montana
 Scott Zurfluh, K/P, E. Washington

Eric Hisaw, QB, Idaho
 Joe O'Brien, DE, Boise State
 Josh Remington, ST, Montana
 Alfredo Anderson, RB, Idaho State
 Kurt Schilling, LB, Montana
 Montrell Williams, Ret., Idaho

Robb Wetta, QB, Idaho State
 Ryan Phillips, LB, Montana
 Josh Hays, DE, Idaho State
 Antonio Morgan, R, E. Washington

Shalon Baker, WR, Montana
 Jay Turner, DT, Montana
 Brion Bethel, DB, Idaho State
 Kyle Gary, Ret., Idaho

Dave Dickenson, QB, Montana
 Evan Brady, LB, E. Washington
 Alex Calderwood, PR, No. Arizona

Sherriden May, RB, Idaho
 Brian Smith, LB, Boise State
 Rob Hitchcock, LB, Weber State
 Eddie Howard, P, Idaho
 Jason Williams, R, E. Washington

Tony Hilde, QB, Boise State
 Jeff Bergman, LB, No. Arizona
 Brian Getz, LB, Idaho State
 Thomas Washington, P, Idaho State

Ryan Ikebe, WR, Boise State
 Stefan Reid, LB, Boise State
 James Ferrell, PK, Idaho State

1995
 Bryan Martin, QB, Weber State
 Avery Slaughter, LB, Idaho
 Joe Douglass, Ret., Montana

Tony Hilde, QB, Boise State
 Marcus Jackson, DB, Idaho State
 Kevin O'Leary, PK, No. Arizona

Rod Marshall, WR, No. Arizona
 Dion Alexander, LB, E. Washington
 Scott Shields, PK, Weber State

Dave Dickenson, QB, Montana
 Jerome Herring, DL, No. Arizona
 Kenyatte Morgan, R, Montana St.

Bryan Martin, QB, Weber State
 Josh Hays, DE, Idaho State
 Kevin O'Leary, PK, No. Arizona

Dave Dickenson, QB, Montana
 Brian Pepper, LB, Montana State
 Kevin O'Leary, PK, No. Arizona

Dave Dickenson, QB, Montana
 Jason Payne, DB, Boise State
 Montrell Williams, Ret., Idaho

Eric Hisaw, QB, Idaho
 Jacob Belmont, LB, Weber State
 Greg Erickson, PK, Boise State

Roger Cook, QB, Weber State
 Kevin Kolkman, DL, N. Arizona
 Greg Erickson, PK, Boise State

Tony Hilde, QB, Boise State
 Jason Crebo, LB, Montana
 Justin Spiva, P, Idaho

Dave Dickenson, QB, Montana
 Brandon Smith, DL, Weber State
 Ryan Woolverton, PK, Idaho

Dave Dickenson, QB, Montana
 Barry Mitchell, DL, Idaho
 James Ferrell, PK, Idaho State

1996
 Shane Griggs, QB, Idaho State
 Blaine McMurry, DB, Montana
 Scott Shields, PK/P, Weber State

Archie Amerson, RB, No. Arizona
 Steve Mattson, DL, E. Washington
 Clemente Sainten, KR, Weber St.

Archie Amerson, RB, No. Arizona
 Maurice Perigo, DB, E. Washington
 Kenyatte Morgan, R, Montana St.

Joe Douglass, WR, Montana
 Kevin Lundstrom, LB, Montana St.
 James Ferrell, PK/P, Idaho State

Archie Amerson, RB, No. Arizona
 Josh Hays, DE, Idaho State
 Tom Zurfluh, P, E. Washington

Brian Ah Yat, QB, Montana
 Bennie Herron, RB, CS Northridge
 Maurice Perigo, PR, E. Washington

Joe Douglass, WR, Montana
 Travis Brown, QB, No. Arizona
 Mike Bouchee, LB, Montana
 Scott Shields, PK/P, Weber State

Brian Ah Yat, QB, Montana
 Rex Prescott, RB, E. Washington
 Maurice Perigo, DB, E. Washington
 Marc Bragg, P, Montana State

Matt O'Connor, QB, Portland State
 David Strosline, LB, Weber State
 Andy Larson, PK, Montana

Aaron Flowers, QB, CS Northridge
 Derek Strey, LB, E. Washington
 Geoff Groshelle, PK, Montana St.

Aaron Flowers, QB, CS Northridge
 Ed Coleman, RB, Idaho State
 David Strosline, LB, Weber State
 Omar Turner, R, Montana State

Joe Douglass, WR, Montana
 Naki Piliwi, LB, Weber State
 James Ferrell, P/PK, Idaho State

1997
 Aaron Flowers, QB, CS Northridge
 Trevor Bell, DB, Idaho State
 Scott Shields, DB, Weber State
 Scott Shields, PK, Weber State

Rob Compson, QB, Montana State
 Jason Crebo, LB, Montana
 Scott Shields, P/PK, Weber State

Josh Paffhausen, WR, Montana
 Terrance Petty, LB, N. Arizona
 Steve Correa, R, E. Washington

Josh Branen, RB, Montana
 Gibbons St. Paul, WR, N. Arizona
 Neal Smith, DE, Montana State
 Tom Zurfluh, P, E. Washington

Charles Dunn, RB, Portland State
 Jeff Alexander, LB, Montana State
 Ryland Wickman, LB, Sac State
 Scott Shields, P/K, Weber State

Rex Prescott, RB, E. Washington
 Mike McCarthy, DL, Portland St.
 Kris Heppner, PK, Montana
 Orshawante Bryant, R, Portland St.

Harry Leons, QB, E. Washington
 Trevor Bell, DB, Idaho State
 James Ferrell, PK, Idaho State

Travis Brown, QB, N. Arizona
 Aaron Flowers, QB, CS Northridge
 Charles Gilmore, DE, Portland St.
 Josh Atwood, PK, E. Washington

Tony Vallez, WR, Montana State
 Greg Fitzgerald, LB, Montana
 Telly Lockette, LB, Idaho State
 Tom Zurfluh, P, E. Washington

Rex Prescott, RB, E. Washington
 Mark Goodson, LB, CS Northridge
 Kris Heppner, PK, Montana

Rex Prescott, RB, E. Washington
 Tony Vallez, WR, Montana State
 Joe Barnes, DB, Idaho State
 Chris Colvin, DB, Montana
 James Ferrell, PK, Idaho State

Brian Ah Yat, QB, Montana
 Eric Weston, DL, Weber State
 Kris Heppner, PK, Montana

1998
 Brian Ah Yat, QB, Montana
 Afa Faraimo, DB, N. Arizona
 Mike Goldstein, PK, N. Arizona

Charles Roberts, RB, Sac State
 Francis St. Paul, WR, N. Arizona
 Scott Shields, DB, Weber State
 Bashir Livingston, R, E. Wash.

Marcus Brady, QB, CS Northridge
 Morgan Welch, RB, Weber State
 Chazz Moore, CB, CS Northridge
 Oscar Cabarello, R, Montana State

Morgan Welch, RB, Weber State
 Brennen Swanson, DL, CS North.
 DeRonn Finley, R, Idaho State

Sean Davis, QB, Montana
 Tom Matijacic, LB, Portland State
 Scott Shields, PK/P, Weber State

Art Williams, WR, Portland State
 Brennen Swanson, DL, CS North.
 Afa Faraimo, DL, N. Arizona
 Bashir Livingston, R, E. Wash.

Charles Roberts, RB, Sac. St.
 Cleve Dansby, DB, N. Arizona
 Dan Frantz, P, Portland State

Charles Roberts, RB, Sac State
 Dannie Walker, DB, Sac State
 Hassan Proberhs, DB, Portland St.
 Pete Garcas, PK, Idaho State

Tyson Parsons, QB, Portland State
 Kevin Lundstrom, LB, Montana St.
 Bashir Livingston, R, E. Wash.

Mike MacKenzie, RB, E. Wash.
 Charles Roberts, RB, Sac State
 Afa Faraimo, DL, No. Arizona
 Steve Thorns, P, Sacramento State

Marcus Brady, QB, CS Northridge
 Rob Compson, QB, Montana State
 Scott Shields, DB, Weber State
 Scott Shields, PK, Weber State

Brian Ah Yat, QB, Montana
 Joshua Robinson, DB, Idaho State
 Pate Garcas, PK, Idaho State

1999
 Nick Whitworth, RB, Idaho State
 Joe Baker, LB, Montana State
 Terrence Jones, WR, CS Northridge

Nick Whitworth, RB, Idaho State
 Britt Lentz, LB, E. Washington
 Vince Huntsberger, SS, Montana
 Lamont Brightful, WR, E. Washington

Ricky Ray, QB, Sacramento State
 Jason Allen, WLB, Weber State
 Orshawante Bryant, WR, Portland St.

Charles Roberts, RB, Sac. State
 Jovan Griffith, RB, E. Washington

David Moran, DB, N. Arizona
 Anthony Daisley, LB, Sac State
 Terrence Jones, WR, CS Northridge

Jimmy Blanchard, QB, Portland St.
 Terry Charles, WR, Portland State
 Keenen Gordon, SS, Weber State
 Dan Frantz, K/P, Portland State

Drew Miller, QB, Montana
 Shaun Ross, DE, Montana State
 Matthew Peot, P, Montana State

Jesse Chatman, RB, E. Washington
 Tino Retamoza, LB, Portland State
 Lamont Brightful, WR, E. Washington

Travis Brown, QB, No. Arizona
 Vince Huntsberger, SS, Montana
 Derek Brown, K/P, CS Northridge

Jovan Griffith, RB, E. Washington
 Andy Petek, DE, Montana
 Kris Heppner, K, Montana

Charles Roberts, RB, Sac State
 David Moran, DB, N. Arizona
 Scott Brown, K, Sacramento State

Travis Brown, QB, N. Arizona
 Greg Belzer, LB, E. Washington
 Pete Garcas, K, Idaho State

Drew Miller, QB, Montana
 Anthony Daisley, LB, Sac. State
 Derek Brown, K/P, CS Northridge

2000
 Charles Roberts, RB, Sac State
 Jimmy Blanchard, QB, Portland St.
 Julian Williams, DB, E. Washington
 Herb Craft, KR, Weber State

Drew Miller, QB, Montana
 Steve Morse, DB, Portland State
 Javier Garcia, K, Idaho State

Charles Dunn, RB, Portland State
 David Moran, DB, N. Arizona
 Troy Griggs, K, E. Washington

Nick Whitworth, RB, Idaho State
 Josh Martin, DL, E. Washington
 DeRonn Finley, KR, Idaho State

Charles Dunn, RB, Portland State
 Rashad Floyd, DB, Portland State
 Lamont Brightful, KR, E. Washington

Charles Dunn, RB, Portland State
 Alvin Tolliver, DB, E. Washington
 Ben Simpson, P, Idaho State

Jimmy Blanchard, QB, Portland St.
 Brad Reuk, LB, Weber State
 Julien Sells, KR, Cal State Northridge

Cole Cooper, QB, Weber State
 Brandon Coleman, DB, Sac St.
 Troy Griggs, K, E. Washington

Yohance Humphery, RB, Montana
 Andy Petek, DL, Montana
 Mike Minnoch, K, Weber State

Ricky Ray, QB, Sacramento State
 Adam Boomer, LB, Montana
 Lamont Webb, KR, Sac. State

Yohance Humphery, RB, Montana
 Josh Robinson, DB, Idaho State
 Herb Craft, KR, Weber State

Charles Dunn, RB, Portland State
 Tino Retamoza, LB, Portland State
 DeRonn Finley, KR, Idaho State

2001
 Yohance Humphery, RB, Montana
 Park McAllister, LB, Sac St.
 Mike Cajal-Willis, K, Portland St.

Ryan Johnson, RB, Montana State

Adam Zeiger, LB, Eastern Wash.
 Junior Adams, KR, Montana State

Jesse Chatman, RB, E. Washington
 Reza Williams, LB, Sac State
 Troy Griggs, K, E. Washington

Justin Wood, QB, Portland State
 Spencer Sigoda, S, Weber State
 Mike Cajal Willis, K, Portland St.

Preston Parsons, QB, N. Arizona
 Trey Young, S, Montana
 Junior Adams, KR, Montana State

Mike Jones, RB, Idaho State
 Adam Cordeiro, DE, Montana St.
 Javier Garcia, K, Idaho State

Jesse Chatman, RB, E. Washington
 Vince Huntsberger, S, Montana
 Javier Garcia, K, Idaho State

Jesse Chatman, RB, E. Washington
 Matt McFadden, LB, Weber State
 Kyler Randall, KR, E. Washington

Marcus King, RB, N. Arizona
 Nick Chenault, S, Portland State
 Jason Zur, K, Weber State

Ryan Fuqua, RB, Portland State
 Trey Young, S, Montana
 Nate Cook, K, Montana State

Ryan Fuqua, RB, Portland State
 Bart Brooks, LB, Idaho State
 Jefferson Heidelberger, KR, Montana

Terry Charles, WR, Portland State
 Matt Steinau, LB, Montana
 Troy Griggs, K, E. Washington

2002
 Ryan Johnson, RB, Montana St.
 Kane Ioane, SS, Montana State
 Trey Young, FS, Montana
 Eddie Johnson, P, Idaho State

John Edwards, QB, Montana
 Brandon Moore, DL, E. Wash.
 Lavender Segars, KR, Montana

Clint Womack, QB, N. Arizona
 Tolo Tuitele, LB, Portland State
 Joe Johnson, K, Weber State

Garrett White, RB/WR, Sac St.
 Emery Meeks, DL, E. Wash.
 James McCowan, KR, Weber St.

Doug Baughman, QB, Idaho State
 Keith O'Neil, LB, N. Arizona
 Eddie Johnson, P, Idaho State
 Maurice Taylor, DB, N. Arizona

John Edwards, QB, Montana
 Marcus Green, LB, Portland State

Antonio Jackson, WR, Portland St.
 Ryan Fuqua, RB, Portland State
 Trey Young, FS, Montana

Eric Kimble, WR, E. Washington
 Bret LeVier, K, Sacramento State

Josh Blankenship, QB, E. Wash.
 A.J. Williams, DB, E. Washington
 Rory Zikmund, WR/KR, Montana

John Edwards, QB, Montana
 Quinton Freeman, DB, Idaho State
 Mark Gould, P, Northern Arizona

Travis Lulay, QB, Montana State
 Tim Bush, DE, Montana
 Nate Cook, K, Montana State
 Mike Cajal-Willis, K, Portland St.

Nick Chournos, RB, Weber State
 Adam Cordeiro, DE, Montana St.
 Emery Beckles, DB, Idaho State

Josh Blankenship, QB, E. Wash.

George Asalele, LB, N. Arizona
Eddie Johnson, P, Idaho State

Junior Adams, WR, Montana State
Jared Allen, DE, Idaho State
Joey Thomas, CB, Montana State

2003

Jason Murrietta, QB, N. Arizona
Jared Allen, DE, Idaho State
Levander Segars, RS, Montana
James McCowan, RS, Weber St.

Nick Chournos, RB, Weber St.
Joey King, LB, Portland State
Corey Smith, RS, Montana St.

Joe Wiser, QB, Portland State
Ernie James, CB, Idaho State
Jamal Abdullah, LB, Portland St.
Jeremy Hershey, PK, Idaho St.

Roger Robinson, RB, N. Arizona
Jason Jacobs, DB, N. Arizona
Paul Ernster, P, N. Arizona

Ryan Leadingham, QB, Sac. St.
Brady Fosmark, DE, Weber St.
Chris Snyder, PK, Montana

Jason Murrietta, QB, N. Arizona
Jeremy Thornburg, DB, N. Arizona
Emery Beckles, RS, Idaho St.
Shannon Butler, DB, N. Arizona

Erik Meyer, QB, E. Washington
A.J. Williams, DB, E. Washington
Chris Snyder, PK, Montana

Mark Hetherington, QB, Idaho St.
Josh Ratliff, DE, Idaho State
Paul Ernster, PK, N. Arizona
Chris Snyder, PK, Montana

Travis Lulay, QB, Montana State
Brady Fosmark, DE, Weber St.
Emery Beckles, RS, Idaho State

Bruce Molock, RB, Montana St.
Tim Bush, DE, Montana
Levander Segars, RS, Montana
Corey Smith, RS, Montana St.

Nick Chournos, RB, Weber St.
Dave DeCoite, DB, Montana
Jeremy Thornburg, DB, N. Arizona

Justin Green, RB, Montana
Jared Allen, DE, Idaho State
Corey Smith, RS, Montana St.

Mark Hetherington, QB, Idaho St.
Beau Clark, DT, Montana State
Corey Smith, RS, Montana St.

2004

Craig Ochs, QB, Montana
Andrew Dorsey, DE, Portland St.
Dan Carpenter, K, Montana

Craig Ochs, QB, Montana
Bruce Branch, LB, N. Arizona
Jefferson Heidelberger, RS, Montana

Fred Amey, WR, Sacramento St.
Akilah Lacey, WR, Idaho State
Jacob Houston, DE, Sacramento St.
Eric Kimble, RS, E. Washington

Darius Washington, RB, E. Washington
K.J. Gerard, CB, N. Arizona
Dan Carpenter, K, Montana

Erik Meyer, QB, E. Washington
Roger Cooper, LB, Montana St.
Paul Ernster, K/P, N. Arizona

Eric Kimble, WR, E. Washington
Eric Jones, LB, Weber St.
Chuck Jones, DT, Portland St.
E.J. Cochrane, K, Montana St.

Travis Lulay, QB, Montana St.

Shane MacIntyre, LB, Montana
Paul Ernster, K/P, N. Arizona

Travis Lulay, QB, Montana St.
Ramon Payne, CB, Sac St.
Paul Ernster, P/K, N. Arizona

Travis Lulay, QB, Montana St.
Joe Wiser, QB, Portland St.
Brady Fosmark, DE, Weber St.
Wyatt Kennah, P, Weber St.

Erik Meyer, QB, E. Washington
Ryan Mole, RB, Sac St.
Brandon Keeler, S, E. Washington
Dan Carpenter, K, Montana

Eric Kimble, WR, E. Washington
David Beverly, CB, Idaho St.
E.J. Cochrane, P, Montana St.

Jefferson Heidelberger, WR, Montana
Chuck Jones, DT, Portland St.
Dusty Daws, LS, Montana St.

2005

Arian Conway, RB, Weber St.
Jeff Charleston, LB, Idaho St.
Travis Lulay, P, Montana St.

Tramaine Murray, WR, Montana St.
Odell Jackson, CB, Portland St.
Jaret Johnson, K, Idaho State

Erik Meyer, QB, Eastern Washington
Dominic Dixon, CB, Portland St.
Shaun Bodiford, Ret., Portland State

Joe Rubin, RB, Portland St.
Pago Togafau, LB, Idaho St.
Kenyon Blue, Ret., Idaho State

Ryan Cole, RB, Eastern Washington
Matt Logue, LB, Sacramento St.
Nick Marudas, LB, Montana St.
Alan Saenz, DT, Montana

Travis Lulay, QB, Montana St.
Tyler Thomas, S, Montana
Jeff Hastings, K, Montana St.

Erik Meyer, QB, Eastern Washington
Tyler DeBry, S, Weber St.
Eric Azorr, K, Portland St.

Lex Hilliard, RB, Montana
Brady Fosmark, DE, Weber St.
Ryan Friesen, DE, Portland St.
Tyson Johnson, P, Montana

Erik Meyer, QB, Eastern Washington
Mac Mollohan, LB, Montana St.
Tuff Harris, Ret., Montana

Erik Meyer, QB, Eastern Washington
Matt Logue, LB, Sacramento St.
Jaret Johnson, K, Idaho St.

Joe Rubin, RB, Portland St.
Joey King, LB, Portland St.
Rhian Madrid, P, Northern Arizona

Erin Groves, RB, Montana St.
Nick Marudas, LB, Montana St.
Shane Barkdull, DT, Weber St.
Jeff Hastings, K, Montana St.

2006

Cory Carpenter, QB, Montana State
Adam Hayward, LB, Portland State
Jeff Hastings, K, Montana State

Sawyer Smith, QB, Portland State
Terrence Calloway, FS, Idaho State
Dan Carpenter, K, Montana

Alex Watson, WR, Northern Arizona
Trevyn Smith, RB, Weber State
Matt West, Northern Colorado

Jason Murrietta, QB, Northern Arizona
David Eneberg, LB, Eastern Washington
Brett Bergstrom, K, Eastern Washington

Mike Jefferson, WR, Montana State
Cyrus Multitalo, LB, Sacramento State
Tyler DeBry, LB, Weber State
Kroy Biermann, DE, Montana State
Mitch Lively, P, Sacramento State

Josh Barnett, RB, Idaho State
Jimmy Wilson, CB, Montana
Tuff Harris, Ret., Montana

Sawyer Smith, QB, Portland State
Odell Jackson, CB, Portland State
David Eneberg, LB, Eastern Washington
Brett Bergstrom, K, Eastern Washington

Mike Jefferson, WR, Montana State
D.J. Robinson, LB, Portland State
Dan Carpenter, K, Montana
Bryant Eleuati, Ret., Weber State

Alex Henderson, RB, Northern Arizona
Cyrus Multitalo, LB, Sacramento State
Dustin Dlouhy, DE, Montana State
Robbie Dehaze, K, Northern Arizona

Marcel Marquez, QB, Sacramento State
Sawyer Smith, QB, Portland State
Mike Murphy, DE, Montana
Tim Toone, Ret., Weber State

Jason Murrietta, QB, Northern Arizona
Adam Hayward, LB, Portland State
Tuff Harris, Ret., Montana

Jason Murrietta, QB, Northern Arizona
Chris Hunsaker, LB, Northern Arizona
Riot Stotler, DT, Weber State
Dan Carpenter, K, Montana

2007

Matt Nichols, QB, Eastern Washington
Loren Utterback, LB, Montana
Robbie Dehaze, K, No. Arizona

Cole Bergquist, QB, Montana
Terrence Calloway, S, Idaho State
Dan Zeidman, P, Idaho State

Brian White, QB, Portland State
Jordan Senn, LB, Portland State
Kory Austin, Ret., Montana State

Cole Bergquist, QB, Montana
Tyler DeBry, S, Weber St.
Kroy Biermann, DE, Montana
Michael Beach, CB, Montana St.
Fritz Brayton, P, Eastern Washington
Eric Fisher, P, Montana State

Brian White, QB, Portland State
Cyrus Multitalo, LB, Sac State
Kevin Retoriano, SS, Montana State
Dan Carpenter, K, Montana

Tim Toone, WR, Weber State
Bobby Daly, LB, Montana State
Dan Zeidman, P, Idaho State

Lance Kriesien, QB, No. Arizona
Lance Witherspoon, DT, E. Wash.
Kroy Biermann, DE, Montana
Mike Snoy, P, Weber State

Cole Bergquist, QB, Montana
Cyrus Igono, LB, No. Arizona
Sterling Mennear, LB, Idaho State
Eric Fisher, K/P, Montana St.

Drew Hubel, QB, Portland St.
Cameron Higgins, QB, Weber State
Quincy Wofford, CB, Northern Colorado
Zak Bigelow, K, Northern Colorado
Bryant Eleuati, Ret., Weber State

Trevyn Smith, RB, Weber State
Cristian Sarmento, LB, No. Colorado
Cyrus Igono, LB, No. Arizona

Matt Nichols, QB, Eastern Washington
Michael Beach, CB, Montana State
Jason Belford, DL, E. Wash.
Dan Carpenter, K, Montana

Matt Nichols, QB, Eastern Washington
Jody Johnson, CB, Sac St.
Dan Carpenter, K, Montana

2008

Bobby McClintock, FB, Portland St.
Zach Nash, DE, Sac State
Robbie Dehaze, P/K, Northern Arizona

Andrew Schmidt, RB, Montana
Brandon Fisher, LB, Montana
JD Pnciano, Ret., Idaho State

Marc Mariani, WR, Montana
Cameron Higgins, QB, Weber State
Christian Clark, DT, Sacramento State
Demetrius Crawford, Ret., Montana State

Cameron Higgins, QB, Weber State
J.D. Folsom, LB, Weber State
Robbie Dehaze, K/P, Northern Arizona

Matt Nichols, QB, Eastern Washington
Dane Fletcher, DE, Montana State
Deionte Gordon, DB, Sacramento State
Brody McKnight, K, Montana

Drew Hubel, QB, Portland State
Kevin Linehan, DE, Weber State
Robbie Dehaze, K/P, Northern Arizona

Cameron Higgins, QB, Weber State
Kyle Rath, DL, Northern Arizona
Max Hewitt, S, Northern Colorado
Robbie Dehaze, K/P, Northern ARIZONA

Cole Bergquist, QB, Montana
Cristian Sarmento, LB, Northern Colorado
Ryan Kelley, CB, Eastern Washington
Bryant Eteuati, Ret., Weber State

Trevyn Smith, RB, Weber State
Beau Hadley, S, Weber State
Danny Urrego, K/P, Portland State

Chase Reynolds, RB, Montana
Kevin Retoriano, S, Montana State
Colt Anderson, S, Montana
Eric Fisher, P, Montana State

Chase Reynolds, RB, Montana
Jason Smith, QB, Sacramento State
Dane Fletcher, DE, Montana State
Jason Cunningham, K, Montana State

Demetrius Crawford, RB, Montana State
Lance Witherspoon, DT, Eastern Washington
Marc Mariani, Ret., Montana

Drew Hubel, QB, Portland State
Kenyon Blue, RB, Idaho State
Marcus Walker, LB, Eastern Washington
Marc Mariani, Ret., Montana
Mike Ramos, K, Idaho State

2009

Aaron Boyce, WR, E. Washington
Kevin Hatch, WR, E. Washington
Sam Gratton, ST, Montana

Andre Harris, RB, N. Colorado
Trumaine Johnson, CB, Montana
Zach Brown, K, Portland State

Trevyn Smith, RB, Weber State
Alex Henderson, RB, N. Arizona
J.C. Sherritt, LB, E. Washington
Cameron Zuber, P, E. Washington

Cameron Higgins, QB, Weber State
Andrew Sells, QB, Montana
Taiwan Jones, RB, Eastern Washington
J.C. Sherritt, LB, Eastern Washington
Aaron Woods, Ret. Portland State

Aaron Mason, RB, Montana State
Michael Rider, S, Montana State
Augie Heath, P, Sacramento State

Michael Herrick, QB, Northern Arizona
Marc Mariani, WR, Montana
Isaac Bond, DL, N. Arizona
Ryan Eastman, DT, Weber State
Zach Brown, K, Portland State

Cameron Higgins, QB, Weber State
Dane Fletcher, DE, Montana State
Tim Toone, Ret., Weber State

Matt Nichols, QB, Eastern Washington
Tyrell Lewis, DB, Weber State
Matt Myers, K, Northern Arizona

Chase Reynolds, RB, Montana
Matt Johnson, LB, E. Washington
Augie Heath, P, Sacramento State

Bryan Waggener, QB, N. Colorado
Zach Schrader, S, Sacramento State
A.J. Storms, LB, Idaho State
Brody McKnight, K, Montana

Matt Nichols, QB, Eastern Washington
Dane Fletcher, DE, Montana State
Tim Toone, Ret., Weber State

Matt Nichols, QB, Eastern Washington
Michael Herrick, QB, Northern Arizona
Nick Webb, LB, Weber State
Marc Mariani, Ret., Montana

2010

Taiwan Jones, RB, Eastern Washington
Korey Askew, CB, Northern Colorado
Zach Brown, K, Portland State

Cameron Higgins, QB, Weber State
Aleksai Grosulak, LB, Montana State
Zach Brown, K, Portland State

Taiwan Jones, RB, Eastern Washington
Matt Johnson, LB, Eastern Washington
Tavoy Moore, Ret., Idaho State

Justin Roper, QB, Montana
Zach Minter, DT, Montana State
Matt Estrada, S, Northern Arizona
Chris Diniz, K, Sacramento State

DeNarius McGhee, QB, Montana State
Bryan Waldhauser, DT, Montana
Manoa Latu, S, Portland State
Matt Estrada, Ret., Northern Arizona

Justin Roper, QB, Montana
J.C. Sherritt, LB, Eastern Washington
Tavoy Moore, Ret., Idaho State

Michael Herrick, QB, Northern Arizona
J.C. Sherritt, LB, Eastern Washington
Brody McKnight, K, Montana

DeNarius McGhee, QB, Montana State
Matt Johnson, LB, Eastern Washington
Bo Bolen, Ret., Weber State

Taiwan Jones, RB, Eastern Washington
Jeff Fleming, QB, Sacramento State
Jordan Brown, S, Weber State
Josh Kealamkia, P, Weber State

DeNarius McGhee, QB, Montana State
Aleksai Grosulak, LB, Montana State
Cameron Kaman, P, Northern Colorado

Chase Reynolds, RB, Montana
Zack Nash, DE, Sacramento State
Jesse Hoffman, Ret., Eastern Washington
Dominic Gunn, Ret., Northern Colorado

Giovanni Dixon, RB, Northern Arizona
J.C. Sherritt, LB, Eastern Washington
Jordan Craney, S, Montana State
Drew Zamora, P, Northern Arizona

2011

Jeff Fleming, QB, Sacramento State
Ben Hughes, DT, Montana
Nevin Lewis, Portland State

Cody Kirk, RB, Montana State
Caleb McSurdy, LB, Montana
Jabin Sambrano, Ret., Montana

Cory McCaffrey, RB, Portland State
Kevin Yost, QB, Idaho State
John Kanongata'a, LB, Montana
Myles Wade, Portland State

Jeff Fleming, QB, Sacramento State
 Mike Hoke, QB, Weber State
 Caleb Schreiber, DE, Montana State
 Isaac Bond, DE, Northern Arizona
 Jason Cunningham, K, Montana State

Connor Kavanaugh, QB, Portland State
 Zach Minter, DT, Montana State
 Anthony Larry, DT, Eastern Washington
 Jabin Sambrano, Ret., Montana

DeNarius McGhee, QB, Montana State
 Bo Levi Mitchell, QB, Eastern Washington
 Todd Davis, LB, Sacramento State
 Brody McKnight, K/P, Montana

Bo Levi Mitchell, QB, Eastern Washington
 Trevor Pletcher, LB, Weber State
 Brad Daly, LB, Montana State
 Brody McKnight, K/P, Montana

Nicholas Edwards, WR, Eastern Washington
 Bryan Waldhauser, DT, Montana
 Zach Minter, DT, Montana State
 Mike Jarrett, K, Eastern Washington

Jordan Johnson, QB, Montana
 Patrick Walker, WR, Northern Colorado
 Joel Sisler, LB, Portland State
 Zach Brown, K, Portland State

Zach Bauman, RB, Northern Arizona
 Brad Daly, LB, Montana State
 DeShawn Shead, DB, Portland State
 Brody McKnight, K, Montana

C.J. Tuckett, RB, Weber State
 Bo Levi Mitchell, QB, Eastern Washington
 Zack Nash, DE, Sacramento State
 Zach Brown, K, Portland State

C.J. Tuckett, RB, Weber State
 Bo Levi Mitchell, QB, Eastern Washington
 Caleb McSurdy, LB, Montana
 Brody McKnight, K, Montana

2012

Andre Broadous, QB, Cal Poly
 Ronnie Hamlin, LB, Eastern Washington
 Jordan Tripp, LB, Montana
 Jimmy Pavel, K, Eastern Washington

Garrett Safron, QB, Sacramento State
 Marcus Hendrickson, QB, North Dakota
 Jarret Bilbrey, DL, Northern Arizona
 Andy Wilder, K/P, Northern Arizona
 Edgar Castaneda, K, Sacramento State

Deonte Williams, RB, Cal Poly
 Tanner Bleskin, WR, Montana State
 Osagie Odiase, CB, Sacramento State
 Bobby Zalud, K/P, Cal Poly

Zach Bauman, RB, Northern Arizona
 Lucky Dozier, S, Northern Arizona
 Josh Smith, Ret., Southern Utah

Vernon Adams, QB, Eastern Washington
 Jody Owens, LB, Montana State
 Edgar Castaneda, K, Sacramento State

Kieran McDonagh, QB, Portland State
 Jeff Badger, LB, Sacramento State
 Brock Coyle, LB, Montana
 Shaquille Hill, Ret., Eastern Washington

Randy Wright, QB, UC Davis
 Ronnie Hamlin, LB, Eastern Washington
 Brock Miller, P, Southern Utah

Greg Hardin, WR, North Dakota
 Anders Battle, CB, Northern Arizona
 Bobby Zalud, K, Cal Poly

Brad Sorensen, QB, Southern Utah
 Garrett Safron, QB, Sacramento State
 Ian Sluss, LB, Portland State
 Colton Cook, K, Southern Utah

Vernon Adams, QB, Eastern Washington
 Zack Wagenmann, DE, Montana

Na'a Moeakiola, LB, Montana State
 Dominic Gunn, Ret., Northern Colorado
 Greg Hardin, Ret., North Dakota

Seth Lobato, QB, Northern Colorado
 Caleb Schreiber, DE, Montana State
 Tommy Collett, DB, Southern Utah
 Kenneth Jackson, LB, Cal Poly
 Shawn Johnson, Ret., Montana State

Kyle Padron, QB, Eastern Washington
 C.J. Tuckett, RB, Weber State
 Caleb Schreiber, DE, Montana State
 Nick Dzubnar, LB, Cal Poly
 Marcel Gibbons, S, Northern Colorado
 Rory Perez, K/P, Montana State

2013

Vernon Adams, QB, Eastern Washington
 Brad Daly, DE, Montana State
 Colton Cook, K, Southern Utah

Kieran McDonagh, QB, Portland State
 Matt Holley, LB, Southern Utah
 Brandon Garcia, K, Idaho State

Jordan Johnson, QB, Montana
 Lucky Dozier, S, Northern Arizona
 Brendon Garcia, K, Idaho State

D.J. Adams, RB, Portland State
 Anders Battle, CB, Northern Arizona
 Ben Worst, K, Montana

Cody Kirk, RB, Montana State
 Darnell Sankey, DE, Sacramento State
 Colton Cook, K, Southern Utah
 Brady Stuart, K, UC Davis

Garrett Safron, QB, Sacramento State
 Anthony Goodwin, CB, Montana
 Greg Hardin, Ret., North Dakota
 Shawn Johnson, Ret., Montana State

Chase Cartwright, QB, Northern Arizona
 Luke Austin, WR, Idaho State
 Tyree Mills, CB, Southern Utah
 Brock Miller, P, Southern Utah

Zach Bauman, RB, Northern Arizona
 Brock Coyle, LB, Montana
 Rory Perez, P, Montana State

Vernon Adams, QB, Eastern Washington
 David Edgerson, S, Portland State
 Marcus Alford, Ret., Northern Arizona
 Colton Cook, K, Southern Utah

Garrett Safron, QB, Sacramento State
 Bijon Samodi, CB, Cal Poly
 Shawn Johnson, Ret., Montana State

Vernon Adams, QB, Eastern Washington
 Matt Hermanson, S, Montana
 LeShaun Sims, CB, Southern Utah
 Ellis Henderson, Ret., Montana

Garrett Safron, QB, Sacramento State
 Matt Holley, LB, Southern Utah
 Brady Stuart, K, UC Davis

Vernon Adams, QB, Eastern Washington
 Brock Coyle, LB, Montana
 Tony Epperson, P, Weber State
 Alex Hubbard, Ret., Cal Poly

2014

Vernon Adams, QB, Eastern Washington
 Darnell Sankey, LB, Sacramento State
 Jake Miller, P, Eastern Washington

Vernon Adams, QB, Eastern Washington
 Courtney Hall, CB, Northern Colorado
 Spencer Cummings, North Dakota

Dakota Prukop, QB, Montana State
 Zack Wagenmann, DE, Montana
 Brad Cornish, K, Sacramento State

Quincy Forte, RB, Eastern Washington
 Alex Tillman, CB, North Dakota
 Shawn Johnson, Ret., Montana State

Justin Arias, QB, Idaho State
 Chinedu Ahanonu, LB, Southern Utah

Luke Daly, K, Montana State

Dakota Prukop, QB, Montana State
 Zack Wagenmann, DE, Montana
 Gunnar Brekke, Ret., Montana State

Dakota Prukop, QB, Montana State
 Dayo Idowu, LB, North Dakota
 Alex Tillman, Ret., North Dakota

Justin Arias, QB, Idaho State
 Zackary Johnson, DE, Eastern Washington
 Mario Jenkins, LB, Idaho State

Ammon Olsen, QB, Southern Utah
 Chris Brown, QB, Cal Poly
 Mitch Beckstead, LB, Idaho State
 Ryan Hawkins, P, Northern Arizona

Sean Rubalcaba, QB, Northern Colorado
 Nick Dzubnar, LB, Cal Poly
 Ryan Hawkins, P, Northern Arizona

DeAndre Carter, WR, Sacramento State
 Alex Singleton, LB, Montana State
 Zack Johnson, K, Idaho State
 Ryan Hawkins, K/P, Northern Arizona

Gabe Manzanares, RB, UC Davis
 Dustin Martin, DE, Weber State
 DeAndre Carter, Ret., Sacramento State
 Reid Taubenheim, K, North Dakota

Jordan Johnson, QB, Montana
 Daniel McSurdy, RB, Idaho State
 Matt Hermanson, S, Montana
 Shaq Hill, Ret., Eastern Washington
 Reid Taubenheim, K, North Dakota

2015

Cooper Kupp, WR, Eastern Washington
 Emmanuel Butler, WR, Northern Arizona
 Aaron Sibley, CB, Portland State
 Alex Vega, PK, Cal Poly

Keaton Studsrud, QB, North Dakota
 Taylor Risner, S, Northern Colorado
 Kahlil Dawson, KR, Portland State

Jordan West, QB, Eastern Washington
 Juwian Harrison, S, Weber State
 Josh Kealamakia, PK, Weber State

Dakota Prukop, QB, Montana State
 Tyrone Holmes, DE, Montana
 Mitch Meindler, P, North Dakota

Casey Jahn, RB, Northern Arizona
 Caleb Kidder, DL, Montana
 Reid Taubenheim, PK, North Dakota

Michael Sanders, QB, Idaho State
 Cordero Dixon, LB, Weber State
 Josh Kealamakia, PK, Weber State

David Jones, RB, Portland State
 Emmitt Tela, LB, Weber State
 Cooper Kupp, PR, Eastern Washington

Makena Simis, QB, Montana
 Cooper Kupp, WR, Eastern Washington
 James Cowser, DE, Southern Utah
 Jonathan Gonzales, PK, Portland State

Case Cookus, QB, Northern Arizona
 Patrick Onwuasor, S, Portland State
 Ryan Hawkins, PK, Northern Arizona

Trae Riek, RB, Northern Colorado
 JR Nelson, S, Montana
 Ryan Hawkins, PK, Northern Arizona

Case Cookus, QB, Northern Arizona
 Tyrone Holmes, DE, Montana
 Xavier Coleman, CB, Portland State
 Luke Daly, K, Montana State

Ammon Olsen, QB, Southern Utah
 John Santiago, RB, North Dakota
 A.J. Schlatter, LB, Portland State
 Daniel Sullivan, K, Montana

2016

Gage Gubrud, QB, Eastern Washington
 Cole Reyes, S, North Dakota
 Jordan Dascalo, K, Eastern Washington

Kyle Sloter, QB, Northern Colorado
 John Walker, CB, Montana State
 Jerry Louie-McGee, PR, Montana

Joe Protheroe, FB, Cal Poly
 D. Harris, North Dakota; M. Zamora, E. Wash.
 Antoine Custer, KR, Eastern Washington

Brady Oliveira, RB, North Dakota
 Tyler Collet, S, Southern Utah
 Taylor Hintze, K, Weber State

Cooper Kupp, WR, Eastern Washington
 Marshaun Cameron, DL, Northern Colorado
 Antoine Custer, KR, Eastern Washington

Gage Gubrud, QB, Eastern Washington
 Stupeli Anau, DL, Northern Arizona
 Tate Lewis, P, Southern Utah

Keaton Studsrud, QB, North Dakota
 Josh Buss, Montana
 Matt Blair, K, UC Davis

Gage Gubrud, Eastern Washington
 Jake Thomas, LB, Northern Arizona
 Roldan Alcobendas, K, Eastern Washington

Cooper Kupp, WR, Eastern Washington
 Cole Reyes, S, North Dakota
 John Santiago, KR, North Dakota

Chad Chalich, QB, Montana
 Mitch Dalley, S, Southern Utah
 Griffin Roehler, K, Northern Arizona

Jordan Robinson, RB, Sacramento State
 Deion Harris, S, North Dakota
 Cooper Kupp, PR, Eastern Washington

Manusamoa Luuga, RB, UC Davis
 Josh Hill, LB, Montana State
 Tate Lewis, P, Southern Utah

2017

Joe Protheroe, FB, Cal Poly
 Davond Dade, DL, Portland State
 Hayden Cowden, P, Portland State

Keelan Doss, WR, UC Davis
 Beau Duronslet, DB, Portland State
 Collin Root, K, Northern Colorado

Patrick Tyler, QB, Southern Utah
 Dre Terrell, DB, Sacramento State
 Manny Berz, K, Southern Utah

Gage Gubrud, QB, Eastern Washington
 Mario Jenkins, LB, Idaho State
 Ryan Parenteau, ST, UC Davis

Gage Gubrud, QB, Eastern Washington
 Kevin Thomson, QB, Sacramento State
 Wes Sutton, S, Northern Arizona
 Collin Root, K, Northern Colorado

Gage Gubrud, QB, Eastern Washington
 Justin Strong, S, Montana
 Elijah Marks, WR, Northern Arizona

Case Cookus, QB, Northern Arizona
 Josh Clarke, S, Northern Arizona
 Rashaan Miller, K, Southern Utah

Case Cookus, QB, Northern Arizona
 Josh Sandry, DB, Montana
 Rashid Shaheed, KR, Weber State

Mitch Gueller, WR, Idaho State
 Maurice Davison, CB, Northern Arizona
 Kiefer Glau, P, Northern Colorado

Jake Maier, QB, UC Davis
 Jordan Preator, S, Weber State
 John Santiago, RS, North Dakota

Jake Maier, QB, UC Davis
 Connor Strahm, LB, Montana
 Matt Blair, K, UC Davis

Patrick Tyler, QB, Southern Utah
 Jack Sendelbach, LB, Eastern Washington
 Jordan Dascalo, K, Eastern Washington
 Nic Sblendorio, WR, Eastern Washington
 Taron Johnson, CB, Weber State
 Mac Bignell, LB, Montana State
 Jered Padmos, P, Montana State

2018

Ulonzo Gilliam, RB, UC Davis
 Dante Olson, LB, Montana
 Tristan Bailey, K, Montana State

Gage Gubrud, QB, Eastern Washington
 Dante Olson, LB, Montana
 Daniel Whelan, P, UC Davis

Joe Protheroe, FB, Cal Poly
 Landon Stice, LB, Weber State
 Owen Hoolihan, P, Sacramento State

Dalton Sneed, QB, Montana
 Kody Graves, LB, Idaho State
 Rashid Shaheed, KR, Weber State

James Madison, RB, Idaho State
 Dante Olson, LB, Montana
 Roldan Alcobendas, P/K, Eastern Washington

Tanner Gueller, QB, Idaho State
 Jalen Goss, DL, Northern Arizona
 Cody Williams, P, Portland State

Jake Maier, QB, UC Davis
 Jawian Harrison, S, Weber State
 Roldan Alcobendas, P/K, Eastern Washington

Michael Dean, WR, Idaho State
 Luke Nelson, LB, Northern Colorado
 Cade Coffey, P, Idaho

Jake Constantine, QB, Weber State
 Mason Moe, LB, UC Davis
 Daniel Whelan, P, UC Davis

Isaiah Ifanse, RB, Montana State
 Christian Holland, LB, Idaho State
 Jalen Hoover, S, Idaho

Joe Protheroe, FB, Cal Poly
 Nzuzi Webster, DB, Eastern Washington
 Dominic Frsch, DB, Cal Poly
 Roldan Alcobendas, P/K, Eastern Washington

Jake Maier, FB, UC Davis
 Eric Barriere, QB, Eastern Washington
 Grant Collins, LB, Montana State
 Daniel Whelan, P, UC Davis
 Jered Padmos, P, UC Davis

1964 (3)	Rd	Name
10th		James Moran, T, Idaho New York Giants
11th		Dennis Almquist, G, Idaho San Francisco 49ers
13th		John Miller, T, Idaho State Detroit Lions
1965 (2)	Rd	Name
5th		Max Leetzow, DT, Idaho Denver Broncos
12th		Mike Tileman, T Montana Minnesota Vikings
14th		Max Leetzow, DT, Idaho Minnesota Vikings
1966 (8)	Rd	Name
3rd		Jan Stenerud, K, Montana St. Kansas City Chiefs, Atlanta Falcons
5th		Rich Arndt, T, Idaho Los Angeles Rams
7th		Ray Miller, DE, Idaho Green Bay Packers Joe Dobson, T, Idaho New York Jets
13th		Wayne Becker, T, Montana Chicago Bears
14th		Laverle Pratt, LB, Idaho St. Louis Cardinals
15th		Joe Dobson, T, Idaho Pittsburgh Steelers
16th		Bill Scott, DB, Idaho San Diego Chargers
20th		Cliff Hysell, DT, Montana St. Denver Broncos
1967 (8)	Rd	Name
1st		Ray McDonald, RB, Idaho Washington Redskins
2nd		Ron McCall, LB, Weber State San Diego Chargers
4th		Lew Kamanu, DE, Weber State Detroit Lions
5th		Ron Porter, LB, Idaho Baltimore Colts
6th		Tim Jones, QB, Weber State Detroit Lions
8th		John Foruria, QB, Idaho Pittsburgh Steelers
9th		Tim Lavens, TE, Idaho New Orleans Saints
16th		Bill Rogers, DB, Weber State Chicago Bears
1968 (7)	Rd	Name
1st		Lee White, RB, Weber State New York Jets
6th		Jim Schmedding, C, Weber St. Chicago Bears
8th		Steve Halloway, DB, Weber St. Denver Broncos
9th		John Knight, DE, Weber St. Pittsburgh Steelers
		Steve Harahan, DT, Weber St. Cincinnati Bengals
11th		Henry Owens, WR, Weber St. New York Jets
13th		K.O. Trepanier, DE, Montana St. New Orleans Saints
1969 (4)	Rd	Name
3rd		Halvor Hagen, DT, Weber St. Dallas Cowboys
10th		Stuart Gottlieb, T, Weber St. Dallas Cowboys Ron Baines, WR, Montana

14th		Buffalo Bills Steve Smith, K, Weber St. New York Giants
1970 (11)	Rd	Name
4th		Jerry Hendren, WR, Idaho Denver Broncos
7th		Randy Montgomery, DB, Weber St. Denver Broncos Steve Svitak, LB, Boise St. Oakland Raiders
8th		Carter Campbell, LB, Weber St. San Francisco 49ers
9th		Ed Bell, WR, Idaho State New York Jets Roy Robinson, DB, Montana Atlanta Falcons
10th		Russ Melby, DT, Weber St. Green Bay Packers
15th		Bob Haney, T, Idaho Detroit Lions
16th		Tuululi Uperesa, T, Montana Philadelphia Eagles
17th		Mike Sizelove, TE, Idaho Philadelphia Eagles Frank Kalfoss, K, Montana St. Denver Broncos
1971 (6)	Rd	Name
6th		Steve Maier, WR, No. Arizona Dallas Cowboys
9th		Gary Gustafson, LB, Montana St. Cincinnati Bengals
10th		Faddie Tillman, DE, Boise St. Atlanta Falcons Henry Reed, LB, Weber St. New York Giants
11th		Carlis Harris, WR, Idaho St. Denver Broncos Bob Pollard, DE, Weber St. New Orleans Saints
1972 (11)	Rd	Name
2nd		Steve Okoniewski, T, Montana Atlanta Falcons
6th		Fred Riley, WR, Idaho Atlanta Falcons
9th		Steve Vogel, LB, Boise State Buffalo Bills Willie Postler, T, Montana Houston Oilers
10th		Andy Kupp, G, Idaho New Orleans Saints Phillip Rice, DB, Idaho State Oakland Raiders
12th		Bob Banaugh, DB, Montana St. Minnesota Vikings
13th		Jamie Nunez, K, Weber St. Los Angeles Rams
14th		Eric Guthrie, QB, Boise St. San Francisco 49ers
17th		Ron Linehan, LB, Idaho Pittsburgh Steelers
1973 (11)	Rd	Name
5th		Jon Knoble, LB, Weber State San Diego Chargers
6th		Tom Toner, LB, Idaho State Green Bay Packers
8th		Mike Hancock, TE, Idaho State Washington Redskins
10th		Al Marshall, WR, Boise State Denver Broncos Cliff Burnett, DE, Montana San Diego Chargers
12th		Tom Ramsey, DT, No. Arizona Kansas City Chiefs
13th		Richard Watkins, DT, Weber St. New Orleans Saints

15th		Jerry Bond, DB, Weber St. Los Angeles Rams
16th		Ken Muhlbeier, C, Idaho Denver Broncos Jimm Hann, LB, Montana St. Louis Cardinals
17th		Barry Darrow, T, Montana San Diego Chargers
1974 (9)	Rd	Name
1st		Bill Kollar, DT, Montana St. Cincinnati Bengals
9th		Don Hutt, WR, Boise State Los Angeles Rams Sam McCullum, WR, Montana St. Minnesota Vikings
10th		Bob VanDuynne, G, Idaho Baltimore Colts
13th		Brian Vetefeuille, T, Idaho St. San Diego Chargers Randy Hall, DB, Idaho Baltimore Colts Dan Dixon, OG, Boise State Houston Oilers
15th		Greg Mathis, DB, Idaho State Oakland Raiders
17th		Al Davis, G, Boise State Atlanta Falcons
1975 (9)	Rd	Name
5th		Wayne Hammond, DT, Montana St. Los Angeles Rams
6th		Rolly Woosley, DB, Boise St. Dallas Cowboys
11th		Rene Garnett, DB, Idaho St. New England Patriots
12th		Matt Kendom, DT, Idaho St. New England Patriots
13th		John Roman, G, Idaho St. Baltimore Colts
		Ron Ronsenberg, LB, Montana Cincinnati Bengals
14th		Jim McMillan, QB, Boise St. Detroit Lions Dave Benson, LB, Weber St. Washington Redskins
15th		Ron Franklin, DT, Boise St. St. Louis Cardinals
1976 (8)	Rd	Name
3rd		John Smith, RB, Boise State Dallas Cowboys
4th		Walt Brett, G/T, Montana Atlanta Falcons
11th		Steve Kracher, RB, Montana St. Minnesota Vikings
12th		Pat Bolton, K, Montana State Atlanta Falcons
13th		Craig Crnich, DE, Idaho Oakland Raiders
16th		Gary Gorrel, LB, Boise State Buffalo Bills Randy Hinkel, DB, Montana St. Minnesota Vikings
17th		Jim Meeks, DB, Boise State Detroit Lions
1977 (2)	Rd	Name
3rd		Rick Scribner, G, Idaho State Green Bay Packers
4th		John Yarno, C, Idaho Seattle Seahawks
1978 (3)	Rd	Name
8th		Terry Falcon, G, Montana New England Patriots
10th		Tom Jurich, K, No. Arizona

12th Pittsburgh Steelers
Lee Washburn, G, Montana St.
Dallas Cowboys

1979 (4)

Rd **Name**
3rd Jon Borchardt, OT, Montana St.
Buffalo Bills
7th Larry Polowski, LB, Boise St.
Seattle Seahawks
8th Willie Beamon, LB, Boise St.
New York Jets
10th Allan Clark, RB, No. Arizona
New England Patriots

1980 (3)

Rd **Name**
6th Mark McNeal, DT, Idaho
Seattle Seahawks
7th Stuart Dodds, FS/P, Montana St.
San Diego Chargers
9th Guy Bingham, C, Montana
New York Jets

1981 (4)

Rd **Name**
2nd David Hughes, RB, Boise St.
Seattle Seahawks
5th Eric Sanders, OT, Nevada
Atlanta Falcons

10th Gregg Gerken, LB, No. Arizona
Baltimore Colts
Frank Hawkins, RB, Nevada
Oakland Raiders

1982 (9)

Rd **Name**
4th Rick Woods, SS, Boise State
Pittsburgh Steelers
6th Mike Machurek, QB, Idaho St.
Detroit Lions
7th John Schantner, LB, No. Arizona
Washington Redskins
Tom Coombs, TE, Idaho
New York Jets
8th Case DeBruijn, P/K, Idaho St.
Kansas City Chiefs
9th Randy Trautman, DT, Boise St.
Washington Redskins
Rocky Klever, RB, Montana
New York Jets
11th Russell Davis, RB, Idaho
Cincinnati Bengals
12th Rich Burtness, OG, Montana
Dallas Cowboys

1983 (7)

Rd **Name**
3rd Charles Mann, DT, Nevada
Washington Redskins
7th Sam Merriman, LB, Idaho
Jeff Turk, DB, Boise State
Atlanta Falcons
8th John Rade, LB, Boise State
Atlanta Falcons
11th Dan Taylor, OT, Idaho State
Dallas Cowboys
12th Jim Lane, C, Idaho State
Detroit Lions
Scott Lindquist, QB, No. Arizona
Los Angeles Raiders

1984 (5)

Rd **Name**
2nd Pete Mandley, WR, No. Arizona
Detroit Lions
7th Sam Slater, OT, Weber State
Seattle Seahawks
10th Kurt Vestman, TE, Idaho
Chicago Bears

12th Brian Salonen, DT, Montana
Dallas Cowboys
Michael Bourgeau, DT, Boise St.
New Orleans Saints

1985 (2)

Rd **Name**
7th Mark Fellows, LB, Montana St.
San Diego Chargers
9th Bob Otto, DT, Idaho State
Seattle Seahawks

1986 (5)

Rd **Name**
2nd Markus Koch, DT, Boise State
Washington Redskins
3rd Patrick Hunter, DB, Nevada
Seattle Seahawks

7th Jon Francis, RB, Boise State
New York Giants
8th Kevin Hudgens, DE, Idaho St.
Atlanta Falcons
12th Eric Yarber, WR, Idaho
Washington Redskins

1987 (9)

Rd **Name**
5th Tom Gibson, DT, No. Arizona
New England Patriots
Henry Rollng, LB, Nevada
Tampa Bay Buccaneers
6th Lance Sellers, LB, Boise St.
Miami Dolphins
8th Mike Rice, P, Montana
New York Jets
10th Merrill Hoge, RB, Idaho State
Pittsburgh Steelers
Dave Smith, LB, No. Arizona
Los Angeles Rams
Jim Ellis, LB, Boise State
Los Angeles Raiders
11th Brent Pease, QB, Montana
Minnesota Vikings
Kirk Timmer, LB, Montana St.
New York Jets

1988 (3)

Rd **Name**
7th Mike Haynes, WR, No. Arizona
Atlanta Falcons
8th Larry Clarkson, OT, Montana
San Francisco
9th Pat Foster, DT, Montana
Los Angeles Rams

1989 (9)

Rd **Name**
1st Shawn Collins, WR, No. Arizona
Atlanta Falcons
4th Jeff Carlson, QB, Weber St.
Los Angeles Rams
5th Darren Carrington, DB, No. Arizona
Denver Broncos
6th Marvin Washington, DE, Idaho
New York Jets
Jeff Mickel, OT, E. Washington
Minnesota Vikings
8th Charvez Foger, RB, Nevada
Dallas Cowboys
9th Patrick Egu, RB, Nevada
Tampa Bay Buccaneers
10th Mark Schlereth, OG, Idaho
Washington Redskins
11th Herb Duncan, DB, No. Arizona
Tampa Bay Buccaneers

1990 (5)

Rd **Name**
6th John Friesz, QB, Idaho
San Diego Chargers
6th Frank Pollack, OT, No. Arizona
San Francisco 49ers

9th Darrell Jordan, LB, No. Arizona
Atlanta Falcons
12th David Land, RB, No. Arizona
Los Angeles Rams
Demetrius Davis, TE, Nevada
Los Angeles Raiders

1991 (2)

Rd **Name**
7th Bernard Ellison, DB, Nevada
Kansas City Chiefs
9th Treamelle Taylor, WR, Nevada
Tampa Bay Buccaneers

1992 (4)

Rd **Name**
5th Frank Robinson, DB, Boise St.
Denver Broncos
7th Corey Widmer, DT, Montana St.
New York Giants
Kurt Schulz, E. Washington
Buffalo Bills
9th Larry Stayner, TE, Boise State
Seattle Seahawks

1993 (1)

Rd **Name**
4th Jeff Robinson, DE, Idaho
Denver Broncos

1994 (4)

Rd **Name**
4th Doug Nussmeier, QB, Idaho
New Orleans Saints
5th Trent Pollard, OT, E. Washington
Cincinnati Bengals
6th Kimo vonOelhoffen, DT, Boise St.
Cincinnati Bengals
7th Sean Hill, DB, Montana St.
Miami Dolphins

1995 (2)

Rd **Name**
2nd Scott Gragg, OL, Montana
New York Giants
5th Tau Tupua, DT, Weber State
Cleveland Browns

1996 (4)

Rd **Name**
4th Jeff Lewis, QB, No. Arizona
Denver Broncos
5th Rayna Stewart, DB, No. Arizona
Houston Oilers
5th Tom Ackerman, OG, E. Washington
New Orleans Saints
6th Jim Mills, OT, Idaho
San Diego Chargers

1997 (3)

Rd **Name**
5th Paul Bradford, CB, Portland St.
San Diego Chargers
6th Daimon Shelton, RB, Sac, St.
Jacksonville Jaguars
7th Tony Corbin, QB, Sacramento St.
San Diego Chargers

1998 (1)

Rd **Name**
7th Cam Quayle, TE, Weber State
Baltimore Ravens

1999 (3)

Rd **Name**
2nd Scott Shields, DB, Weber St.
Pittsburgh Steelers

4th Anthony Parker, DB, Weber St.
San Francisco 49ers
6th Scott Curry, OL, Montana
Green Bay

2000 (None)

2001 (2)	Rd.	Name
5th		Ray Perryman, DB, No. Arizona Oakland Raiders
6th		Francis St.Paul, WR, No. Arizona St. Louis Rams
2002 (3)	Rd.	Name
4th		John Taylor, DE, Montana St. Detroit Lions
5th		Terry Charles, WR, Portland St. San Diego Chargers
6th		Lamont Brightful, WR, Eastern Washington Baltimore Ravens
2003 (2)	Rd.	Name
5th		Dan Curley, TE, E. Washington St. Louis Rams
6th		Eddie Johnson, P, Idaho State Minnesota Vikings
2004 (5)	Rd.	Name
3rd		Joey Thomas, CB, Montana St. Green Bay Packers
4th		Jared Allen, DE, Idaho State Kansas City Chiefs
6th		Marko Cavka, OT, Sacramento St. New York Jets
6th		Clarence Moore, WR, N. Arizona Baltimore Ravens
6th		Dylan McFarland, OT, Montana Buffalo Bills
2005 (3)	Rd.	Name
2nd		Michael Roos, OT, E. Washington Tennessee Titans
5th		Justin Green, FB, Montana Baltimore Ravens
7th		Paul Ernster, P, N. Arizona Denver Broncos
2006 (2)	Rd.	Name
3rd		Paul McQuistan, OT, Weber St. Oakland Raiders
7th		Pat McQuistan, OT, Weber St. Dallas Cowboys
2007 (1)	Rd.	Name
6th		Adam Hayward, LB, Portland St. Tampa Bay Buccaneers
2008 (3)	Rd.	Name
4th		David Hale, OL, Weber State Baltimore Ravens
5th		Kroy Biermann, OLB, Montana Atlanta Falcons
6th		Lex Hilliard, RB, Montana Miami Dolphins
2009 (1)	Rd.	Name
7th		JD Folsom, LB, Weber State Miami Dolphins
2010 (3)	Rd.	Name
6th		Shann Schillinger, S, Montana Atlanta Falcons
7th		Marc Mariani, WR, Montana Tennessee Titans
7th		Tim Toone, WR/Ret, Weber State Detroit Lions

2011 (4)	Rd.	Name
4th		Taiwan Jones, RB, E. Washington Oakland Raiders
4th		Julius Thomas, TE, Portland St. Denver Broncos
7th		Jimmy Wilson, DB, Montana Miami Dolphins
7th		Mike Johnson, OT, Montana St. San Francisco 49ers

2012 (3)	Rd.	Name
3rd		Trumaine Johnson, CB, Montana St. Louis Rams
4th		Matt Johnson, S, E. Washington Dallas Cowboys
7th		Caleb McCurdy, LB, Montana Dallas Cowboys

2013 (1)	Rd.	Name
7th		Brad Sorensen, QB, S. Utah San Diego Chargers

2014 (2)	Rd.	Name
5th		Jordan Tripp, LB, Montana Miami Dolphins
7th		Mitchell Van Dyk, OL, Portland State St. Louis Rams

2015 (1)	Rd.	Name
7th		Jake Rodgers, OL, Eastern Washington Atlanta Falcons

2016 (4)	Rd.	Name
4th		Miles Killebrew, S, Southern Utah Detroit Lions
5th		LeShaun Sims, CB, Southern Utah Tennessee Titans
6th		Tyrone Holmes, DE, Montana Jacksonville Jaguars
7th		Beau Sandland, TE, Montana State Carolina Panthers

2017 (2)	Rd.	Name
3rd		Cooper Kupp, WR, Eastern Washington Los Angeles Rams
4th		Samson Ebukam, LB, Eastern Washington Los Angeles Rams

2018 (1)	Rd.	Name
4th		Taron Johnson, DB, Weber State Buffalo Bills

2019 (1)	Rd.	Name
7th		Kaden Elliss, LB, Idaho New Orleans Saints

NFL DRAFT BY BIG SKY TEAM

Below is a list of Big Sky Schools and the number of players from those schools drafted by NFL teams when the programs were in the Big Sky Conference:

*Idaho	38
Weber State	35
Montana	34
*Boise State	29
Northern Arizona	23
Montana State	23
Idaho State	21
Eastern Washington	12
*Nevada	10
Portland State	5
Sacramento State	3
Southern Utah	3

*No longer a league member



www.BigSkyConf.com

BIG SKY

F O O T B A L L

SEPTEMBER 21

EASTERN WASHINGTON **VS** IDAHO

SEPTEMBER 28

MONTANA **VS** UC DAVIS

OCTOBER 5

IDAHO STATE **VS** MONTANA

OCTOBER 12

NORTHERN COLORADO **VS** EASTERN WASHINGTON

OCTOBER 19

IDAHO STATE **VS** IDAHO

OCTOBER 26

EASTERN WASHINGTON **VS** MONTANA

NOVEMBER 2

SOUTHERN UTAH **VS** MONTANA STATE

NOVEMBER 9

IDAHO **VS** MONTANA

NOVEMBER 16

WEBER STATE **VS** MONTANA

NOVEMBER 23

MONTANA **VS** MONTANA STATE

Schedule subject to change and territorial restrictions may apply.

ROOT
SPORTS™

FOR THE LATEST SCHEDULE VISIT
ROOTSPORTS.COM





PLUTO™

Ch. 530 • Big Sky Conference
Ch. 531 • Big Sky Live
Ch. 532 • Portland State
Ch. 533 • Sacramento State
Ch. 534 • Eastern Washington
Ch. 535 • Weber State
Ch. 536 • Southern Utah
Ch. 537 • Montana
Ch. 538 • Montana State
Ch. 539 • Northern Arizona
Ch. 541 • Northern Colorado
Ch. 542 • Idaho
Ch. 543 • Idaho State
Ch. 544 • Cal Poly
Ch. 545 • UC Davis

AVAILABLE ON ANY DEVICE

Roku amazon fireTV Apple TV androidtv chromecast iPhone Android Windows
PS3 PS4 XBOX360 VIZIO MI Hisense Samsung SMART TV SONY

DOWNLOAD NOW

START WATCHING FREE TV

Download on the
App Store

GET IT ON
Google Play