



▶ SKYLAR JONES

▶ BREYA CUNNINGHAM

▶ ISIS BEH

▶ COURTNEY BLAKELY

▶ JADA WILLIAMS

▶ SALIMATOU KOUROUMA

▶ ESMERY MARTINEZ

▶ MONTAYA DEW

▶ MAYA NNAJI

▶ HEAD COACH ADIA BARNES

▶ KAILYN GILBERT

▶ HELENA PUEYO

**MADE
FOR IT**

2023-24 Arizona Wildcats Women's Basketball

MEDIA GUIDE



TABLE OF CONTENTS

Quick Facts/General Information	2
Media Policies	3
Season Outlook.....	4-5
2022-23 Statistics	6-7
2023-24 Schedule.....	8
Head Coach Adia Barnes.....	9
Assistant Coaches.....	10-11
The Wildcats	12-25
Support Staff.....	26
Year-By-Year Results.....	27-32
All-Time Series Results.....	33-37
Arizona vs. Ranked Opponents	38-39
Arizona in the Rankings	40-41
All-Time Coaching Records.....	42
Year-By-Year Statistical Leaders.....	43-46
School Records.....	47-51
McKale Records.....	52
Top-10 Lists.....	53-67
Pac-10/12 Tournament.....	68-77
NCAA Tournament	78-84
WNIT.....	85-88
Postseason Roster	89
Honors and Awards	90-93
All-Time Letterwinners	94
All-Time Jersey Numbers	95-96
TV/Radio Roster	97

CREDITS: The 2023-24 Arizona Wildcats women's basketball media guide was designed and edited by Associate Director of Communication Services Hailey Loftin. Photos by the Arizona Athletics Photo Department.





GENERAL INFORMATION

Location Tucson, Ariz.
Founded1885
Enrollment 51,134
Conference Pac-12
Affiliation NCAA Division I
Colors Cardinal and Navy
NicknameWildcats
Basketball Facility McKale Center
Year Built1973
Capacity 14,644

UNIVERSITY PERSONNEL

PresidentDr. Robert Robbins
Phone (520) 621-5511
Athletic DirectorDave Heeke
Athletic Department Phone (520) 621-4622
Ticket Office Phone (520) 621-2287

MEDIA RELATIONS INFORMATION

Women's Basketball SID Hailey Loftin
Cell Phone (919) 801-3125
Email hloftin@arizona.edu
Media Relations Mailing Address McKale Center
Room 106
Tucson, AZ 85721-0096
Media Relations Phone (520) 621-4163
Media Relations Fax (520) 621-2681
Press Row Phone (520) 621-5291
Internet Site ArizonaWildcats.com
Originating Radio StationKTUC AM 1400

WOMEN'S BASKETBALL STAFF

Head CoachAdia Barnes
Alma Mater Arizona, 1998
School Record/Years 132-83 (.614)/8th
Career Record/Years Same
Conference Record with Arizona 60-64 (.484)
Career Conference Record Same
Assistant Coach Salvo Coppa, 8th year
Alma Mater IULM University (Milan, Italy)
Assistant Coach Bett Shelby, 1st year
Alma MaterGreensboro College, 2006
Assistant CoachAnthony Turner, 1st year
Alma Mater Colorado, 2008
Director of OperationsLauren Flaum, 1st year
Phone (419) 290-8609
Director of Recruiting Operations Ryan Thorne
Manager of Creative Media Matt Herrera
Video Coordinator..... Kyle Hutson
Office Phone (520) 621-0915
Office Fax (520) 621-0851

WOMEN'S BASKETBALL PROGRAM

First Year of Women's Basketball 1972-73
All-Time Record 682-746 (51 years)
Attendance Record 14,644 vs. Northwestern (4/6/19)
Last Postseason Appearance ... 2023, NCAA Second Round
Last Postseason Opponent.....Maryland (3/19/23)
Last Postseason Result.....L, 64-77
NCAA Tournament Appearances10
Last NCAA Appearance 2023, Second Round
Last NCAA OpponentMaryland (3/19/23)
Last NCAA ResultL, 64-77
All-Time Postseason Record 23-13
NCAA Tournament Record 13-10
WNIT Record 10-2
2022-23 Record 22-10
2021-22 Pac-12 Record/Finish 11-7/4th
Final Ranking (AP/Coaches)..... 25/NR
Players Returning/Lost5/8
Newcomers 7



MEDIA INFORMATION

The Arizona Athletic Media Relations Office will assist media throughout the season in its coverage of Arizona women's basketball including issuing a weekly news release, daily news items, home game statistical packages, administering news conferences, practice and press row operations, credentialing and road-game access, among other services. Questions about media policies should be directed to Associate Director of Communications Services Hailey Loftin at hloftin@arizona.edu or (919) 801-3125.

FACILITIES ACCESS FOR MEDIA

The team locker room, sports medicine center and strength and conditioning center are off limits to media unless special arrangements have been made through the Athletic Media Relations office.

WEEKLY MEDIA OPPORTUNITIES

Head coach Adia Barnes and select players will be available before each contest to preview the upcoming game. These media opportunities will take place in the media center at the McKale Center. Each media opportunity will be scheduled on an individual basis and the media will be notified with ample time to plan.

PLAYER INTERVIEWS

All player interviews and photo requests must be arranged through Hailey Loftin. Interviews and photos can be conducted before or after practice or around class schedules, depending on the availability of the requested player. Player home or cell phone numbers will not be shared. Players are not available on game days until after contests.

COACHING STAFF INTERVIEWS

All coach interviews and photo requests must be arranged through Hailey Loftin. Coach home or cell phone numbers will not be given out.

POSTGAME INTERVIEWS

Postgame press conferences for home games will take place in the McKale Center media room.

MEDIA CREDENTIALS

Requests for press, radio, television and photographer credentials should be emailed at least 48 hours in advance to Hailey Loftin in the Communications Services Office at hloftin@arizona.edu. Passes are available for working media only and are required for all contests.

MEDIA PARKING

Media parking on campus from 8 a.m.-5 p.m. Monday-Friday is handled through the UA Office of News Services, Room 413, University Services Building, North Euclid Avenue at University Boulevard. All media needing parking at these times must obtain a permit from that office. All parking tickets are the responsibility of the perpetrator, not the Communications Services Office.

Parking passes for gamedays must be requested no later than 48 hours prior to a game's tip time. Passes will be distributed on a first-come, first-served basis. Media parking for road games will be administered through the home SID.

PROFESSIONAL SCOUTS

Any professional scouts wishing entry to an Arizona women's basketball game must contact Hailey Loftin to obtain credentials. Requests should be made at least 24 hours in advance and can be emailed to hloftin@arizona.edu. No parking passes are available. Scouts will have seating in the stands.

VISITING RADIO

Visiting radio stations wishing to broadcast any contests need to contact Brian Jeffries at (520) 626-7660 to make arrangements for telephone lines. You must specify the number of lines needed, as well as whether ISDN or regular phone lines are required.

GAME DAY MEDIA SERVICES

Game notes and rosters will be available online only. Final stats will be posted online. No hard copies will be printed.

DIRECTIONS TO MCKALE CENTER

From Tucson International Airport: Follow Tucson Boulevard out of Tucson International Airport to Kino Parkway (three miles). Turn right on Kino Parkway and head north (Kino Parkway eventually becomes Campbell Avenue) for four miles. After crossing Sixth Street, take the first left and McKale center will be on your immediate right.

From Phoenix: Take I-10 south (approximately 100 miles). When arriving in Tucson, take the Speedway Boulevard exit. Turn left onto Speedway and go two and a half miles to Campbell Avenue. Turn right onto Campbell and go approximately one-third of a mile. Entry to McKale Center will be the first right after the light at Third Street.

**2023-24 WOMEN'S BASKETBALL SCHEDULE**

DATE	OPPONENT	LOCATION	TIME (MST)	TV
NOVEMBER				
Nov. 6	at New Mexico State	Las Cruces, N.M.	6:00 p.m.	ESPN+
NOV. 10	NAU	TUCSON, ARIZ.	6:00 P.M.	ARIZONA LIVE STREAM
NOV. 12	LMU	TUCSON, ARIZ.	6:00 P.M.	ARIZONA LIVE STREAM
NOV. 14	SAN DIEGO	TUCSON, ARIZ.	6:30 P.M.	ARIZONA LIVE STREAM
Nov. 18	vs. Memphis ^	Nassau, Bahamas	12:30 p.m.	FloHoops
Nov. 19	vs. TBD ^	Nassau, Bahamas	TBD	FloHoops
Nov. 20	vs. TBD ^	Nassau, Bahamas	TBD	FloHoops
DECEMBER				
Dec. 2	at UNLV	Las Vegas, Nev.	3:00 p.m.	Mountain West Network
DEC. 7	UC SAN DIEGO	TUCSON, ARIZ.	6:30 P.M.	ARIZONA LIVE STREAM
DEC. 13	TEXAS	TUCSON, ARIZ.	7:00 p.m.	PAC-12 NETWORK
Dec. 17	at Arizona State	Tempe, Ariz.	4:00 p.m.	Pac-12 Network
Dec. 20	vs. Gonzaga	Phoenix, Ariz.	2:30 p.m.	Pac-12 Network
DEC. 31	SEATTLE	TUCSON, ARIZ.	2:00 P.M.	ARIZONA LIVE STREAM
JANUARY				
JAN. 5	COLORADO	TUCSON, ARIZ.	5:00 P.M.	PAC-12 NETWORK
JAN. 7	UTAH	TUCSON, ARIZ.	11:00 A.M.	PAC-12 MOUNTAIN
Jan. 12	at Oregon State	Corvallis, Ore.	7:00 p.m.	Pac-12 Arizona
Jan. 14	at Oregon	Eugene, Ore.	12:00 p.m.	Pac-12 Oregon
Jan. 19	at Washington	Seattle, Wash.	7:00 p.m.	Pac-12 Arizona
Jan. 21	at Washington State	Pullman, Wash.	12:00 p.m.	Pac-12 Arizona
JAN. 26	CALIFORNIA	TUCSON, ARIZ.	6:00 P.M.	PAC-12 ARIZONA
JAN. 28	STANFORD	TUCSON, ARIZ.	11:00 A.M.	PAC-12 BAY AREA
FEBRUARY				
FEB. 4	ARIZONA STATE	TUCSON, ARIZ.	11:00 A.M.	PAC-12 ARIZONA
Feb. 9	at UCLA	Los Angeles, Calif.	2:00 p.m.	Pac-12 Arizona/LA
Feb. 12	at USC	Los Angeles, Calif.	6:00 p.m.	ESPN2
FEB. 16	WASHINGTON STATE	TUCSON, ARIZ.	5:00 P.M.	PAC-12 WASHINGTON
FEB. 18	WASHINGTON	TUCSON, ARIZ.	11:00 A.M.	PAC-12 ARIZONA
Feb. 23	at Stanford	Stanford, Calif.	7:00 p.m.	Pac-12 Bay Area
Feb. 25	at California	Berkeley, Calif.	12:00 p.m.	Pac-12 Arizona
FEB. 29	USC	TUCSON, ARIZ.	5:00 P.M.	PAC-12 LOS ANGELES
MARCH				
MAR. 2	UCLA	TUCSON, ARIZ.	6:00 P.M.	PAC-12 ARIZONA/LA



2023-24 ARIZONA WOMEN'S BASKETBALL ROSTER

Numerical

No.	Name	Pos.	Ht.	Yr.	Hometown (High School OR Previous School)
1	Courtney Blakely	G	5-8	Jr.	Gary, Ind. (Middle Tennessee State)
2	Jada Williams	G	5-8	Fr.	Kansas City, Mo. (La Jolla Country Day School)
3	Montaya Dew	F	6-2	Fr.	Las Vegas, Nev. (Centennial HS)
4	Skylar Jones	G	6-0	Fr.	Chicago, Ill. (Whitney Young HS)
12	Esmery Martinez	F	6-2	Fifth	Hato Mayor del Rey, Dominican Republic (West Virginia)
13	Helena Pueyo	G	6-0	Fifth	Palma de Mallorca, Spain (Segle XXI)
15	Kailyn Gilbert	G	5-8	So.	Tampa Bay, Fla. (IMG Academy)
23	Maya Nnaji	F	6-4	So.	Hopkins, Minn. (Hopkins HS)
24	Salimatou Kourouma	F	5-11	R-Jr.	Kati, Mali (Little Rock)
25	Breya Cunningham	C	6-3	Fr.	Chula Vista, Calif. (La Jolla Country Day School)
33	Isis Beh	F	6-3	R-Jr.	Murray, Utah (West Virginia)

Head Coach: Adia Barnes (Arizona, 1998), Eighth Year

Assistant Coach: Salvo Coppa (IULM University, 2003), Eighth Year

Assistant Coach: Bett Shelby (Greensboro College, 2006), First Year

Assistant Coach: Anthony Turner (Colorado, 2008), First Year

Director of Operations: Lauren Flaum (Eastern Michigan, 2009), First Year

Pronunciation Guide

Adia Barnes	uh-DEE-uh
Isis Beh	EYE-sis BAY
Salvo Coppa	COPE-uh
Breya Cunningham	BRAY-uh
Montaya Dew	mon-TAY-uh
Salimatou Kourouma	sah-lee-MAH-too KOO-roo-mah
Esmery Martinez	EZ-mare-ee
Maya Nnaji	NAH-zhee
Helena Pueyo	huh-LEH-nuh PWEY-oh
Jada Williams	JAY-duh



RETURNERS: 5

Name	Pos.	Ht.	Yr.	2022-23 Statistics						
				GP-GS	PPG	RPG	APG	SPG	BPG	MPG
Montaya Dew	F	6-2	Fr.	-	-	-	-	-	-	-
Kailyn Gilbert	G	5-8	So.	32-0	4.9	1.4	1.1	0.7	0.0	10.6
Esmery Martinez	F	6-2	Fifth	32-32	10.5	8.6	1.8	1.6	0.6	25.9
Maya Nnaji	F	6-4	So.	28-0	4.4	3.2	0.5	0.4	0.5	13.0
Helena Pueyo	G	6-0	Fifth	32-6	5.3	2.9	2.7	2.3	0.7	25.1

NEWCOMERS: 6

Name	Pos.	Ht.	Yr.	Hometown
Isis Beh	F	6-3	R-Jr.	Murray, Utah
Courtney Blakely	G	5-8	Jr.	Gary, Ind.
Breya Cunningham	C	6-3	Fr.	Chula Vista, Calif.
Skylar Jones	G	6-0	Fr.	Chicago, Ill.
Salimatou Kourouma	F	5-11	R-Jr.	Kati, Mali
Jada Williams	G	5-8	Fr.	Kansas City, Mo.

LETTERWINNERS LOST: 8

Name	Pos.	Ht.	Yr.	2022-23 Statistics						
				GP-GS	PPG	RPG	APG	SPG	BPG	MPG
Paris Clark	G	5-8	Fr.	24-0	3.8	2.8	1.0	0.6	0.1	13.3
Madison Conner	G	5-11	So.	32-0	5.8	1.6	0.8	0.5	0.1	14.3
Lauren Fields	G	5-9	Sr.	32-30	4.5	2.5	1.9	1.7	0.4	24.0
Lemyah Hylton	G	5-11	Fr.	15-0	1.5	1.1	0.4	0.4	0.1	8.1
Jade Loville	G	5-11	Fifth	32-30	9.8	1.7	0.6	0.3	0.1	22.7
Shaina Pellington	G	5-8	Fifth	30-29	13.4	3.0	3.6	1.8	0.3	27.9
Cate Reese	F	6-2	Fifth	32-32	13.2	3.8	1.0	0.8	0.5	28.4
Lauren Ware	F	6-3	Jr.	-	-	-	-	-	-	-

By Year

Fifth (2)

Esmery Martinez
Helena Pueyo

Junior (3)

Isis Beh
Courtney Blakely
Sali Kourouma

Sophomore (2)

Kailyn Gilbert
Maya Nnaji

Freshman (4)

Breya Cunningham
Montaya Dew
Skylar Jones
Jada Williams

By State/Country

California (1)

Breya Cunningham

Dominican Republic (1)

Esmery Martinez

Florida (1)

Kailyn Gilbert

Illinois (1)

Skylar Jones

Indiana (1)

Courtney Blakely

Mali (1)

Sali Kourouma

Minnesota (1)

Maya Nnaji

Missouri (1)

Jada Williams

Nevada (1)

Montaya Dew

Spain (1)

Helena Pueyo

Utah (1)

Isis Beh

By Height

6-4 (1)

Maya Nnaji

6-3 (2)

Isis Beh
Breya Cunningham

6-2 (2)

Montaya Dew
Esmery Martinez

6-0 (2)

Skylar Jones
Helena Pueyo

5-11 (1)

Sali Kourouma

5-8 (3)

Courtney Blakely
Kailyn Gilbert
Jada Williams



ALL GAMES

Game Records

RECORD	OVERALL	HOME	AWAY	NEUTRAL
ALL GAMES	22-10	12-3	7-6	3-1
CONFERENCE	11-7	7-2	4-5	0-0
NON-CONFERENCE	11-3	5-1	3-1	3-1

Score By Periods

TEAM	1ST	2ND	3RD	4TH	OT	TOTAL
ARIZONA	558	556	607	616	33	2370
OPPONENTS	480	502	523	556	22	2083

Game Records

NO.	PLAYER	GP-GS	MIN	AVG	FG-FGA	PCT	3FG-3FGA	PCT	FT-FTA	PCT	OFF	DEF	TOT	AVG	PF	DQ	A	TO	BLK	STL	PTS	AVG
1	Shaina Pellington	30-29	836:40	27.9	159-296	.537	5-25	.200	80-126	.635	26	64	90	3.0	81	2	109	50	8	55	403	13.4
25	Cate Reese	32-32	910:21	28.4	162-353	.459	8-38	.211	91-123	.740	70	117	187	5.8	68	3	33	51	15	27	423	13.2
12	Esmery Martinez	32-32	827:23	25.9	132-261	.506	21-63	.333	52-73	.712	97	177	274	8.6	97	5	58	66	19	50	337	10.5
30	Jade Loville	32-30	726:01	22.7	121-311	.389	43-119	.361	28-41	.683	12	43	55	1.7	55	1	19	33	2	11	313	9.8
4	Madison Conner	32-1	457:26	14.3	55-151	.364	32-86	.372	45-48	.938	10	40	50	1.6	48	0	25	27	4	16	187	5.8
13	Helena Pueyo	32-6	803:44	25.1	67-132	.508	16-51	.314	18-21	.857	16	76	92	2.9	58	0	86	33	21	73	168	5.3
15	Kailyn Gilbert	32-0	339:30	10.6	58-144	.403	13-37	.351	28-39	.718	10	36	46	1.4	41	0	35	33	0	22	157	4.9
23	Lauren Fields	32-30	769:28	24.0	47-167	.281	25-72	.347	26-58	.448	17	62	79	2.5	46	0	60	40	13	53	145	4.5
34	Maya Nnaji	28-0	364:49	13.0	48-104	.462	1-2	.500	26-40	.650	33	56	89	3.2	54	1	14	29	13	11	123	4.4
22	Paris Clark	24-0	318:21	13.3	36-99	.364	9-26	.346	11-24	.458	28	38	66	2.8	36	0	24	14	2	15	92	3.8
10	Lemyah Hylton	15-0	121:16	8.1	10-27	.370	0-2	.000	2-4	.500	6	10	16	1.1	15	0	6	15	2	6	22	1.5
Team											62	61	123							8		
Total		32	6475		895-2045	.438	173-521	.332	407-597	.682	387	780	1167	36.5	599	12	469	399	99	339	2370	74.1
Opponents		32	6475		753-1826	.412	171-566	.302	406-579	.701	345	828	1173	36.7	539	14	439	580	117	194	2083	65.1

CONFERENCE GAMES

Game Records

RECORD	OVERALL	HOME	AWAY	NEUTRAL
ALL GAMES	11-7	7-2	4-5	0-0
CONFERENCE	11-7	7-2	4-5	0-0

Score By Periods

TEAM	1ST	2ND	3RD	4TH	OT	TOTAL
ARIZONA	280	273	329	348	33	1263
OPPONENTS	288	282	294	339	22	1225

Game Records

NO.	PLAYER	GP-GS	MIN	AVG	FG-FGA	PCT	3FG-3FGA	PCT	FT-FTA	PCT	OFF	DEF	TOT	AVG	PF	DQ	A	TO	BLK	STL	PTS	AVG
1	Shaina Pellington	18-18	534:29	29.7	94-175	.537	5-18	.278	46-72	.639	15	42	57	3.2	49	2	69	30	4	34	239	13.3
25	Cate Reese	18-18	545:51	30.3	94-212	.443	4-24	.167	46-64	.719	30	58	88	4.9	45	3	12	29	10	16	238	13.2
12	Esmery Martinez	18-18	470:34	26.1	70-151	.464	13-39	.333	28-40	.700	50	91	141	7.8	60	4	29	43	5	24	181	10.1
30	Jade Loville	18-16	397:41	22.1	62-168	.369	17-62	.274	15-18	.833	1	33	34	1.9	32	1	9	18	1	4	156	8.7
4	Madison Conner	18-1	296:34	16.5	37-97	.381	21-53	.396	41-43	.953	7	25	32	1.8	29	0	15	17	2	9	136	7.6
13	Helena Pueyo	18-2	451:57	25.1	35-77	.455	9-33	.273	11-13	.846	11	47	58	3.2	27	0	48	15	11	41	90	5.0
22	Paris Clark	13-0	178:21	13.7	22-52	.423	7-15	.467	7-16	.438	16	20	36	2.8	20	0	17	9	2	7	58	4.5
34	Maya Nnaji	16-0	199:29	12.5	25-61	.410	0-1	.000	4-7	.571	13	26	39	2.4	28	0	10	14	8	4	54	3.4
15	Kailyn Gilbert	18-0	152:12	8.5	22-62	.355	5-14	.357	8-12	.667	5	10	15	0.8	19	0	14	9	0	5	57	3.2
23	Lauren Fields	18-17	429:41	23.9	18-75	.240	10-32	.313	5-23	.217	10	31	41	2.3	26	0	31	19	5	25	51	2.8
10	Lemyah Hylton	5-0	18:12	3.6	1-5	.200	0-0	.000	1-2	.500	0	2	2	0.4	2	0	0	2	0	0	3	0.6
Team											38	41	79							8		
Total		18	3675		480-1135	.423	91-291	.313	212-310	.684	196	426	622	34.6	337	10	254	210	48	169	1263	70.2
Opponents		128	3675		447-1052	.425	104-341	.305	227-329	.690	205	491	696	38.7	291	11	266	293	70	103	1225	68.1

**2022-23 WOMEN'S BASKETBALL RESULTS**

DATE	TIME	OPPONENT	SCORE	ATTENDANCE
NOVEMBER				
NOV. 10	6:30 P.M.	NAU	W, 113-56	6,809
NOV. 13	5:00 P.M.	CSUN	W, 87-47	6,653
NOV. 18	6:30 P.M.	LMU	W, 87-51	7,206
NOV. 20	2:00 P.M.	LONG BEACH STATE	W, 86-64	6,898
Nov. 25	5:00 p.m.	vs. California Baptist [^]	W, 81-63	149
Nov. 26	5:00 p.m.	at San Diego [^]	W, 86-60	903
DECEMBER				
Dec. 4	1:00 p.m.	at New Mexico	W, 77-60	6,087
DEC. 8	6:00 P.M.	RV/RV KANSAS	L, 50-77	7,381
DEC. 14	7:00 P.M.	TEXAS SOUTHERN	W, 89-55	6,577
Dec. 18	5:30 p.m.	vs.#18/#18 Baylor &	W, 75-54	3,104
Dec. 21	2:00 p.m.	at UT Arlington	W, 78-59	1,109
DEC. 29	6:00 P.M.	NR/RV ARIZONA STATE *	W, 84-66	9,495
Dec. 31	8:00 p.m.	at California *	W, 63-56	605
JANUARY				
Jan. 2	12:30 p.m.	at #2/#2 Stanford *	L, 57-73	3,824
JAN. 6	6:00 P.M.	OREGON STATE *	W, 72-69	7,182
JAN. 8	5:00 P.M.	#18/#17 OREGON *	W, 79-71	7,963
Jan. 13	7:00 p.m.	at RV/RV Colorado *	L, 65-72	1,974
Jan. 15	12:00 P.M.	at #10/#8 Utah *	L, 79-80	2,915
Jan. 22	3:00 p.m.	at Arizona State *	W, 80-67	3,508
JAN. 27	7:00 P.M.	WASHINGTON *	W, 61-54	7,884
JAN. 29	12:00 P.M.	WASHINGTON STATE *	L, 59-70	7,494
FEBRUARY				
Feb. 3	9:00 p.m.	at #14/#16 UCLA *	W, 71-66 (OT)	3,482
Feb. 5	1:00 p.m.	at RV/RV USC *	W, 81-75 (2OT)	1,356
FEB. 9	7:30 P.M.	#6/#5 STANFORD *	L, 60-84	9,868
FEB. 12	12:00 P.M.	CALIFORNIA *	W, 80-57	7,268
FEB. 17	7:00 P.M.	#4/#5 UTAH *	W, 82-72	8,238
FEB. 19	12:00 P.M.	#21/#21 COLORADO *	W, 61-42	8,267
Feb. 23	8:00 p.m.	at NR/RV Oregon *	L, 59-73	6,173
Feb. 25	1:00 p.m.	at Oregon State *	L, 70-78	4,357
MARCH				
Mar. 2	1:00 p.m.	vs. #19/#16 UCLA %	L, 59-73	4,245
Mar. 17	9:00 a.m.	vs. West Virginia @	W, 75-62	4,415
Mar. 19	2:30 p.m.	at #7/#7 Maryland @	L, 64-77	6,622

[^] The Dana on Mission Bay Thanksgiving Classic game
& Pac-12 Coast-to-Coast Challenge game

* Pac-12 conference game

% Pac-12 Tournament game
@ NCAA Tournament game



Adia Barnes was introduced as Arizona's head women's basketball coach on April 4, 2016 and agreed to a contract extension to lead the program through 2026 in May of 2021. The leading scorer in Arizona women's basketball history and a WNBA Champion, Barnes came to Tucson after serving as an assistant coach at the University of Washington for five seasons.

Barnes led the Wildcats to the National Championship game in the 2021 NCAA Tournament, the first time Arizona advanced past the Sweet 16 in school history.

In 2022-23, Barnes led the program to its 10th NCAA Tournament berth and its fifth 20-win season in as many years. Her squad recorded five top-25 wins and was ranked in the AP Top 25 for the entirety of its season. For the second year in a row Arizona led the Pac-12 in attendance, averaging 7,679 fans. That number checked into the national rankings at ninth.

A number of Wildcats earned recognition at the conclusion of the year with Cate Reese becoming just the second player in program history to receive All-Pac-12 recognition four times. Shaina Pellington garnered Pac-12 Co-Most Improved Player of the Year honors, All-Pac-12 laurels and Pac-12 All-Defensive accolades, and Helena Pueyo also earned a Pac-12 All-Defensive nod. Esmerly Martinez rounded out the group with All-Pac-12 Honorable Mention recognition.

The 2021-22 season was another banner season that saw Barnes become the first coach in program history to win 20 or more games in four consecutive seasons. Arizona hosted and participated in the opening weekend of the NCAA Tournament in McKale Center for the first time since 1998 while reaching a record-breaking AP national ranking as high as fourth in the nation.

Her sixth season at the helm of the program also included a capturing of the Pac-12 attendance crown with an average crowd of 7,822, which ranked sixth nationally. Barnes also continued her world-class coaching experience with another stint with Team USA Basketball, working as a court coach for the U.S. Women's National Team's spring training camp.

In her fifth season, Barnes was a finalist for the WBCA Coach of the Year and was a semifinalist for the Naismith Coach of the Year. Heading into the NCAA Tournament, she became the 11th coach to play and coach in the NCAA Tournament at their alma mater. Once the Wildcats reached the National Championship game, she became the fourth coach to lead her alma mater to the title game.

Barnes became the youngest coach since 2014 to make the Final Four and was also the first coach since 2016 to reach the Final Four in their first five years as a head coach. She also helped Arizona become the first team ever to reach the National Championship game after missing the previous 10+ NCAA Tournaments.

During the 2021 NCAA Tournament, Arizona defeated UConn in the Final Four, which was the first time in school history Arizona knocked off both the No. 1 team in the nation as well as a 1-seed in the NCAA Tournament. In the shortened 2020-21 season, Arizona still managed to win 20 games for the third year in a row, a feat that hasn't been seen since 2005. The Wildcats were ranked in the AP Top 10 14 times as well as ranked in the Top 25 all season long.

The Wildcats finished in second place in the loaded Pac-12, their highest finish since the 2003-04 season when Arizona won the Pac-10. During the year, Arizona swept the regular season series vs. Oregon for the first time in 10 years and also swept Oregon and Oregon State in the same weekend for the first time in 10 years.

Individually, Aari McDonald was named Pac-12 Player of the Year and Co-Defensive Player of the Year while being named an All-American by the WBCA, Associated Press and the USBWA. She became Arizona's first three-time AP All-American and two-time First Team WBCA All-American.

Sam Thomas was named Pac-12 Scholar-Athlete of the Year and was awarded the Elite 90 Award at the Final Four, which goes to the student-athlete with the highest GPA among everyone competing in the Final Four. Thomas was named All-Pac-12 and Pac-12 All-Defense for the second year in a row and was a Senior CLASS Award Candidate. Cate Reese was named All-Pac-12 for the second year in a row, Trinity Baptiste was named honorable mention All-Pac-12 and Lauren Ware was named

honorable mention Pac-12 All-Freshman.

In her fourth season at the helm, Barnes led Arizona to one of the most successful seasons in school history as the Wildcats finished the season with a 24-7 record, tied for the second-most wins in school history. Arizona finished in fourth place in a loaded Pac-12 for the first time since 2011 and advanced to their first Pac-12 Tournament Semifinals since the 2011 edition of the tournament. Barnes was named a finalist for the WBCA and Naismith Coach of the Year Award.

For the first time since 2005, Arizona won at least 20 games for the second year in a row and won at least 24 games in back-to-back seasons for the first time in school history. The Wildcats won three games over top-10 opponents for the first time in school history and also beat their first top-five team in program history after beating No. 4 Stanford in overtime at McKale Center.

The Wildcats entered the AP Poll for the first time since 2004 and spent the final 16 weeks of the season ranked. Arizona finished the year ranked No. 12 in both the AP and Coaches poll, which is the highest final ranking since the 1998 season. The Wildcats reached No. 11 in the AP Poll on Feb. 17.

Attendance at McKale Center was the highest it has ever been as the Wildcats finished second in the Pac-12 and 12th in the nation in average attendance (5,944). On Jan. 24, 10,160 fans packed the stands to watch Arizona take down Arizona State in the largest regular season crowd in school history. The top 15 attended games in school history have come during the Adia Barnes era, which six of them came during the 2019-20 season.

The Wildcats were on track to compete in the NCAA Tournament for the first time since 2005 and had a strong chance to host the first two rounds, but the tournament was canceled due to COVID-19.

The Wildcats won the 2019 WNIT title in front of record-breaking crowds at McKale Center. The six postseason wins were played in front of a total crowd of 45,602 fans. Arizona broke program and Pac-12 attendance records with a sellout crowd of 14,644 for the championship game victory over Northwestern.

Barnes joined the staff at Washington in 2011 and helped boost the Huskies profile in the Pac-12 and nationally, culminating in a trip to the Final Four this year. After three seasons on staff, Barnes was promoted to recruiting coordinator, where she handled all aspects of recruiting including budget, compliance and planning, in addition to her role in player development. Prior to Barnes' arrival for the 2011-12 season, Washington hadn't posted a 20-win season in six years. Since then, the Huskies have posted five straight, including a 26-win season this year.

While at Washington, Barnes coached Kelsey Plum, who was Washington's first ever WBCA All-American in the 2015-16 season. She led the conference and was fourth in the nation as she scored 25.9 points per game during the 2015-16 season and led the country in free throws made with 266. Plum became the fastest player in the Pac-12 and the seventh-fastest player in NCAA history to reach 2,000 points. As a sophomore, she was named a Wooden Top-15 Nominee as she averaged 22.6 points per game and set a Washington school record as she scored 45 points on Nov. 14, 2015. Plum set the Washington single-season and Pac-12 record for points with 712 and was named Pac-12 Freshman of the Year.

Barnes also coached Chantel Osahor, who became a star in the 2016 NCAA Tournament. As a junior, she started every game and averaged a double-double with 10.1 points and 11.3 rebounds per game. She broke the Washington single-season record with 417 boards in 2015-16. Osahor was named the NCAA Lexington Region MVP as she averaged 14.5 points and 15 rebounds per game. She dominated in the Regional Final as she scored 24 points and grabbed 18 boards.

A three-time all-conference selection and '98 graduate of Arizona, Barnes was voted USBWA first-team All-American and Pac-10 player of the year in 1997-98. Her 2,237 career points currently rank ninth on the Pac-12's all-time scoring list. Following her collegiate career, Barnes played professionally for 12 seasons in the WNBA and overseas. She won a WNBA Championship with the Seattle Storm in 2004, was named to the Storm's All-Decade Team, and also played for Cleveland, Minnesota and Sacramento. Her overseas career included stops in the Ukraine, Israel, Turkey, Russia and Italy.

A native of San Diego, Calif., Barnes is married to Salvo Coppa, who coached for 14 seasons, including 10 professionally in Italy and with three separate national teams. She is the mother of one son, Matteo and one daughter, Capri.



Assistant Coaches and Staff



Salvo Coppa was named Adia Barnes' assistant coach on April 2016.

Coppa's professional experience includes coaching Italian First Division (A1), National teams in Europe and Asia and NCAA Division I college basketball. He has won three gold medals with three different teams. In seven seasons as the Associate Head Coach of Trogylos Priolo, a professional club in Italian Division 1, he coached WNBA All-Star Tari Phillips. He also coached Michelle Greco, Kristine Haynie and Florina Pascalau, all of whom played in the WNBA.

In the 2022-23 campaign, the Wildcats were the only program to have multiple members of the squad named to the Pac-12 All-Defensive Team with Shaina Pellington and Helena Pueyo earning the honor. The team led the league in steals and totaled the fourth-most in a single season in program history with 339, and the team's turnover margin of +5.66 was also conference-leading.

The 2021-22 season was another banner year for the Wildcats with Coppa as the top assistant. Arizona eclipsed the 20-win mark for a fourth consecutive season for the first time in program history while hosting and playing in the NCAA Tournament in McKale Center for the first time since 1998. The program continued its defensive prowess, ranking second in the Pac-12 in scoring defense, third in defensive rebounding, second in steals and first in turnover margin.

In his fifth year, Coppa was a key reason Arizona saw its best season in school history that included a trip to the National Championship game. He led the defense and worked daily with three-time All-American guard Aari McDonald.

During the shortened 2020-21 season, Arizona still managed to win 20 games for the third year in a row, a feat that hadn't been seen since 2005. The Wildcats were ranked in the AP Top 10 on 14 occasions and in the Top 25 all season long. Arizona finished in second place in the Pac-12, its highest finish since the 2003-04 season when Arizona won the Pac-10.



Individually, Aari McDonald was named Pac-12 Player of the Year and Co-Defensive Player of the Year while being named an All-American by the WBCA, Associated Press and the USBWA. She became Arizona's first three-time AP All-American and two-time First Team WBCA All-American.

The Wildcats also placed two on the Pac-12 All-Defense team as McDonald and Sam Thomas made it for the second year in a row while McDonald was named Pac-12 Defensive Player of the Year for the second-straight season.

In his fourth season as assistant coach, Coppa helped Arizona to a 24-7 record, tied for the second-most wins in school history. Arizona finished fourth in a loaded Pac-12 for the first time since 2011 and advanced to its first Pac-12 Tournament Semifinals since the 2011 edition of the tournament.

For the first time since 2005, Arizona won at least 20 games for the second year in a row and won at least 23 games in back-to-back seasons for the first time this century. The Wildcats won three games over top-10 opponents for the first time in school history and defeated their first top-five team in program history after beating No. 4 Stanford in overtime at McKale Center.

Additionally, Arizona's win in Corvallis over No. 9 Oregon State was the first time in school history the program beat a top-10 team on the road.

During his third season with the Wildcats, Coppa helped Arizona's defense become one of the best in the Pac-12. He helped coach Aari McDonald to a Pac-12 All-Defense selection as she was second overall in steals per game. He also helped grow Thomas as a defender as she was the only player in the Pac-12 to average at least 1.4 steals and blocks per game.

As a head coach of Ecocontrol Priolo in 2010, he won the B Italian Championship with an 18-2 record. He brought several regional championships home and reached the Italian State Finals twice as the head coach of Trogylos Priolo U-19 and U-17 teams.

Prior to working at Montana State, Coppa spent a year as a skill development coach for the two-time World Champion Seattle Storm in the WNBA and as a consultant to the head coach Brian Agler.

Before Coppa started coaching in the United States, he was the head coach of the Thailand Women's National Team, who won the Gold Medal at the South-Eastern Asian Games in 2011. It was Thailand's first Gold Medal in 16 years.

Coppa was the associate head coach for Trogylos Priolo, Professional Italian Club in D1 from 2003-10. He helped lead the team to five playoff appearances, including one playoff final appearance, one semifinals appearance and three quarterfinals appearances. He also helped lead the team to the quarterfinals of the FIBA Cup in 2006. Coppa handled recruiting and defensive coordination and was heavily involved with individual workouts and scouting.

In 2010, Coppa was the head coach for the Sicilia Women's Basketball Team, who won the Gold Medal at the Fiba Island Games in Portugal.

From 2006-11, Coppa was also the head coach of the Trogylos Priolo Junior Team in Italy. He coached them to five-straight Regional Championships and went to the state finals in 2008 and 2011.

Coppa was also the head coach for the Malta Women's U18 Team. During his time there, he led Malta to the Gold Medal at the European Championship C in 2007. It was Malta's first European Championship.

Coppa earned his Bachelor's and Master's Degree in Public Relations (Laurea in Relazioni Pubbliche) from IULM University in Milan, Italy. He is a FIBA Certified Coach and is fluent in Italian, English, Spanish and French.

Coppa is married to head coach Adia Barnes, and has one son, Matteo and one daughter, Capri. His father is the European legend of women's basketball, Coach Santino Coppa.



Bett Shelby was named an assistant coach for Arizona Women's Basketball on Apr. 12, 2023 after a yearlong stint as Special Assistant to the Head Coach, a position she began in in June of 2022. Shelby brings a vast coaching experience that includes over 15 years in college basketball, including the three seasons prior as the top assistant at West Virginia.

During her time in Morgantown, Shelby helped guide WVU to success on the court that included a banner 2020-21 season of 22 wins, a second-place finish in the Big XII and an NCAA Tournament appearance. She also developed and coached a pair of marquee stars in WNBA Draft picks Tynice Martin and Kysre Gondrezick with Gondrezick becoming the highest draft selection in program history as the fourth overall pick by the Indiana Fever.

Shelby coached at North Carolina and Maryland prior to West Virginia where she was also the Tar Heels' and Terrapins' recruiting coordinator. Maryland signed a pair of top-five recruiting classes and won Big Ten regular season and conference championships during the 2015-16 and 2016-17 seasons.

Her prior stops include Virginia Tech and Seton Hall where she had achieved success on the court and on the recruiting trail with a top-20 recruiting class with the Hokies and record-breaking BIG EAST wins with the Pirates. Shelby also signed top recruiting classes in her first coaching stops with the top mid-major class and best in the Missouri Valley at Southern Illinois as well as the top recruiting class in the Ohio Valley Conference during her tenure at Tennessee Tech.

Shelby broke into the college basketball coaching ranks as the Director of Operations at East Carolina following her playing career. The Charlotte, North Carolina native played two seasons at UNC Wilmington before transferring to Greensboro College where she led the Pride to regular season and conference tournament titles and a NCAA Tournament appearance. She graduated from Greensboro College with a bachelor's degree in sports and exercise studies with a concentration in coaching in 2006. Shelby is the daughter of Brad and Texie and has a sister named Mary.



Anthony Turner was announced as an assistant coach for Arizona Women's Basketball on May 5, 2023.

Turner joins the Arizona staff after four seasons at Weber State. During his time in Ogden, Turner helped coach Daryn Hickok to All-Big Sky honors in three consecutive seasons. Hickok and Jadyn Matthews rank 11th and 17th, respectively, in Weber State program history in career points. Matthews additionally checks into the career rebounds rankings at fifth with 823.

Prior to Weber State, Turner was associate head coach for three seasons at Utah Valley. Turner coached Sam Lubcke to a spot on the All-WAC Newcomer team in 2017 and Jordan Holland to membership on the All-WAC Second Team in 2019.

Stops before Utah Valley included New Mexico, Boise State, Oregon State UNLV and San Diego State. Players that Turner recruited to New Mexico accounted for six first team All-MWC awards, two All-Defense awards, two All-Freshman awards, one Sixth Player of the Year award and the 2019 MWC Player of the Year in Jaisa Nunn. During his initial season at Oregon State, Turner helped the program to a 20-win season for the first time in 20 years. He additionally recruited two Pac-12 All-Freshman team players, one First Team All-Pac-12 player and one Pac-12 All-Defensive team honoree to the Beavers program. While at UNLV, the team tallied four trips to postseason play in six seasons, including an appearance in the championship game of the WNIT.

Turner graduated from the University of Colorado in 2008. He and his wife Jaime have twin daughters, Alexis and Justice.





#12 ESMERY MARTINEZ

FIFTH YEAR

FORWARD

6-2

HATO MAYOR DEL REY, DOMINICAN REPUBLIC

HAMILTON HEIGHTS CHRISTIAN ACADEMY (WEST VIRGINIA)

FOLLOW ESMERY

@smeri.martinez

@martinez_smeri

CAREER HIGHS

POINTS

26 vs. Oklahoma - 1/19/22

REBOUNDS

24 at Kansas - 2/27/21

FIELD GOALS MADE

11 (2x), last vs. Oklahoma - 1/19/22

FIELD GOALS ATTEMPTED

21 vs. Oklahoma - 1/19/22

3-PT FIELD GOALS MADE

3 vs. Long Beach State - 11/20/22

3-PT FIELD GOALS ATTEMPTED

6 vs. Oklahoma - 1/19/22

FREE THROWS MADE

8 vs. NAU - 11/10/22

FREE THROWS ATTEMPTED

10 vs. NAU - 11/10/22

ASSISTS

7 vs. California - 2/12/23

STEALS

5 (3x), last vs. Kansas - 2/10/21

BLOCKS

3 (6x), last at Texas Tech - 2/23/22

MINUTES PLAYED

42 at Kansas State - 3/2/22

SENIOR SEASON (2022-23)

All-Pac-12 Team Honorable Mention...Katrina McClain Award Top 10 List...Scored her 1,000th career point against UT Arlington on Dec. 21...Grabbed her 1,000th career rebound against Cal on Feb. 12...Totaled 274 rebounds on the year for the eighth-most in a single season in program history...Averaged a team-leading 8.6 rebounds per game, the ninth-best season average in the Arizona record book...Her 8.6 rebounds per game ranked seventh in the Pac-12...Started all 32 games...Recorded eight double-doubles for the most on the team...Finished second in the Pac-12 in offensive rebounds with 97...Ranked 10th in the Pac-12 in steals per game with 1.6...Nearly had a triple-double against Cal with 15 points, 15 rebounds and seven assists...Went a perfect 6-of-6 from the field against CSUN for 15 points...Poured in a season-high 21 points in the home win over Arizona State and additionally grabbed 10 rebounds...Had a double-double (13 points, 12 rebounds) in the NCAA Tournament First Round game against West Virginia...Gathered 15 rebounds on four different occasions...Recorded the third-highest field goal percentage on the team, making 50.6% of her shots...Totaled the second-most blocks on the team with 19...Was one of four Wildcats with 50 or more steals over the course of the season...Finished the year averaging 10.5 points per game, the third-most on the team...Led the team in rebounding in 22 games and totaled 11 double-digit rebounding games.

JUNIOR SEASON AT WEST VIRGINIA (2021-22)

2021 All-Big 12 Second Team...Totaled a team-leading 254 rebounds on the season and averaged 8.8 per game...Tallied 10 double-doubles, bringing her career total to 25...Racked up 327 points during the year, the most on the Mountaineer squad...Averaged 11.3 points per game, the second-best mark on the team...Started 28 of West Virginia's 29 games...Led the team in rebounding in 19 games...Posted her first double-double of the season against Kennesaw State in the second game of the year with 13 points and 12 rebounds...Notched a career-best 26 points against Oklahoma alongside 10 rebounds...Made 11 field goals against Oklahoma, tying her career high...Scored 18 points and got 11 boards in West Virginia's second-round Big 12 Tournament matchup against Iowa State.

SOPHOMORE SEASON AT WEST VIRGINIA (2020-21)

2021 All-Big 12 First Team...Started all 29 games for the Mountaineers...Finished the season with a team-high 335 rebounds for the fifth-best in program history...Averaged a double-double in 2020-21, with 13.6 points and 11.6 rebounds per game, the best mark on the team...Finished in double-figure scoring 22 times, including three 20-point games...Hauled in double-digit rebounds in 18 games, including 20 or more boards in three contests...Tallied 15 double-doubles, the most by a WVU player since 1994...Opened the season with her first career double-double, notching 14 points and 15 rebounds against Fresno State on Nov. 27...Posted a career-high 23 points TCU on Jan. 30, the first 20-point game of her career...Her 24 boards at KU tied for the fourth-most by a player in a game in program history...Posted her final double-double of the season in the NCAA Tournament against Lehigh on March 21, tallying 16 points and 11 rebounds.

FRESHMAN SEASON AT WEST VIRGINIA (2019-20)

Played in all 29 games...Averaged 5.4 points and 6.8 rebounds per game...Led West Virginia in rebounding 12 times...Made her Mountaineer debut against Saint Francis, scoring nine points and hauling in eight rebounds...Posted her first double-digit rebound game (11) against Presbyterian...Tallied her first double-figure scoring performance against Coppin State, finishing with 10 points...Hauled in 10 or more rebounds in back-to-back games with 10 against Oklahoma and 15 at Baylor...Posted her fourth double-digit rebound game against Texas Tech with 10.


HIGH SCHOOL

Averaged 18.3 points, 14.3 rebounds and 5.9 blocks per game at Hamilton Heights Christian Academy in Chattanooga, Tennessee...Helped the program finish as the runner-up at the 2018 Geico High School Nationals Tournament, earning all-tournament team honors...Named the 2017 MVP of the girls' camp of Basketball Without Borders Americas...Rated as the No. 49 overall player by espnW...Ranks at No. 8 in the nation among post players...Came in at No. 25 overall by the All-Star Girls Report...Ranked at No. 16 at her position by Collegiate Girls Basketball Report...Represented the Dominion Republic as a member of the junior national team...Averaged 8.8 points and 5.3 at the 2018 FIBA Caribbean Women's Championship

MARTINEZ'S CAREER STATS

SEASON	GP-GS	MIN	AVG	SCORING					REBOUNDING										
				FG-FGA	PCT	3FG-3FGA	PCT	FT-FTA	PCT	OFF	DEF	TOT-AVG	PF-FO	A	TO	BLK	STL	PTS	AVG
2019-20*	29-0	506	17.5	69-149	.463	1-15	.067	17-33	.515	70	126	196	71-3	14	51	12	26	156	5.4
2020-21*	29-29	912	31.5	167-341	.490	9-36	.250	52-69	.754	98	237	335	92-3	52	74	32	56	395	13.6
2021-22*	29-28	764	26.3	137-316	.434	20-50	.400	33-45	.733	85	169	254	76-4	49	87	27	46	327	11.3
2022-23	32-32	827	25.9	132-261	.506	21-63	.333	52-73	.712	97	177	274	97-5	58	66	19	50	337	10.5
CAREER	119-89	3010	25.3	505-1067	.473	51-164	.311	154-220	.700	350	709	1059-8.9	336-15	173	278	90	178	1215	10.2

* Seasons at West Virginia



#13 HELENA PUEYO

FIFTH YEAR
 GUARD
 6-0
 PALMA DE MALLORCA, SPAIN
 SEGLE XXI

FOLLOW HELENA

@helenapueyo
 @Helena_Pueyo6

CAREER HIGHS

POINTS

22 at San Diego - 11/26/22

REBOUNDS

9 vs. Washington St. - 2/12/21

FIELD GOALS MADE

9 at San Diego - 11/26/22

FIELD GOALS ATTEMPTED

9 at San Diego - 11/26/22

3-PT FIELD GOALS MADE

4 (3x), last vs. Oregon St. - 1/17/21

3-PT FIELD GOALS ATTEMPTED

4 (3x), last vs. Oregon St. - 1/17/21

FREE THROWS MADE

4 vs. Utah - 2/17/23

FREE THROWS ATTEMPTED

4 vs. Utah - 2/17/23

ASSISTS

9 at New Mexico - 12/4/22

STEALS

7 at Chicago State - 11/12/19

BLOCKS

3 at New Mexico - 12/4/22

MINUTES PLAYED

36 at New Mexico - 12/4/22

SENIOR SEASON (2022-23)

Pac-12 All-Defensive Team... Naismith Defensive Player of the Year Midseason Watchlist... Played in all 32 games and started in six... Led the team in steals per game with 2.3, the second-best rate in the Pac-12... Led the league in assist-to-turnover ratio at 2.6... Recorded at least one steal in 30 of Arizona's 32 games and had one or more steals in the first 21 contests of the year... Led the team in blocks with 21... Dropped a career-high 22 points at San Diego on 9-of-12 shooting... Second on the team in free throw percentage at 85.7%... Led the team in steals in 15 games and in blocks in eight games... Averaged 25.1 minutes per game primarily off the bench... Averaged 50.8% from the field and 31.4% from behind the arc... Second on the team in assists with 86... Stuffed the stat sheet at New Mexico with six points, nine assists, six steals, five rebounds and three blocks... Tallied 12 points, six assists, four rebounds and three steals in the home win over Oregon State.

JUNIOR SEASON (2021-22)

Pac-12 All-Defensive Team Honorable Mention... Emerged as Arizona's top reserve, playing in all 29 games with four starts while averaging 21.5 minutes per game... Led Arizona in steals (1.7), assists (2.4)... Her 50 1.7 steals per game ranked sixth in the Pac-12... Best scoring game of the season came in home win over Washington State with 12 points on 3-of-4 shooting from deep to go along with two blocks... Other top scoring performance came in win over New Mexico with 11 points on 3-of-7 shooting from deep... Tallied season-high five steals in a pair of games; win versus Vanderbilt and Utah... Tallied at least one assist in 26 of her 29 appearances with top games being five-assist showings against Vanderbilt and Louisville... Opened the season with 29 assists in first 10 games of the season.

SOPHOMORE SEASON (2020-21)

Played in 26 games and was third on the team in steals... Had two double-figure games... Scored a season-high 15 points vs. Oregon State, all in the first half... Made four threes vs. both Idaho and Oregon State... Had a season-high five steals vs. Washington State (3/4)... Made six threes at the NCAA Tournament, including two huge ones vs. Indiana in the Elite Eight.

FRESHMAN SEASON (2019-20)

Was named Pac-12 All-Freshman Honorable Mention... Played in 29 games during her freshman season and made one start... Was the first player off the bench in 23 of Arizona's games and averaged 21.6 minutes per game... Connected on 41 three-pointers, the second-most on the team... Shot 38% from three (41-107)... Was the team's fifth-leading scorer (6.7 ppg)... Shot 42% from three in the final eight games of the season... Had eight double-figure games with a career-high 15 points vs. Monmouth (Dec. 2)... Made four three-pointers vs. Washington (Feb. 14)... Had seven steals at Chicago State (Nov. 12)... Made her first-career start at Utah (Feb. 21)... Had a career-high eight assists in the Pac-12 Tournament Quarterfinals vs. Cal (Mar. 6), which is an Arizona Pac-12 Tournament record.

HIGH SCHOOL

Helped lead Spain to a Bronze Medal at the 2019 U19 World Cup and a Quarterfinal appearance at the 2019 U18 European Championships... Averaged 9.4 points, 5.5 rebounds, 2.7 steals, 2.6 assists and just under a block a game in the those events in 2019... Silver medalist at with Spain 2018 U18 European Championships, averaging eight points and four rebounds per game... Played 23 minutes per game at the 2018 U17 World Cup, averaging nine points, four rebounds and over two assists per game... Assisted Spain to the 2017 U16 European Championships quarterfinals, averaging 11 points, five rebounds and four assists per game... Played for Segle XXI in Spain's Liga Feminina 2, leading the team in both scoring and assists.

PUEYO'S CAREER STATS

SEASON	GP-GS	MIN	AVG	SCORING					REBOUNDING					PTS	AVG				
				FG-FGA	PCT	3FG-3FGA	PCT	FT-FTA	PCT	OFF	DEF	TOT-AVG	PF-FO			A	TO	BLK	STL
2019-20	29-1	626	21.6	68-174	.391	41-107	.383	17-22	.773	7	70	77-2.7	41-0	54	39	9	41	194	6.7
2020-21	26-0	559	21.5	31-96	.323	24-70	.343	9-12	.750	14	78	92-3.5	26-0	33	22	13	38	95	3.7
2021-22	29-4	623	21.5	34-87	.391	20-55	.364	12-14	.857	8	48	56-1.9	34-0	70	24	17	50	100	3.4
2022-23	32-6	804	25.1	67-132	.508	16-51	.314	18-21	.857	16	76	92-2.9	58-0	86	33	21	73	168	5.3
CAREER	116-11	2612	22.5	200-489	.409	101-283	.357	56-69	.812	45	272	317-2.7	159-0	243	118	60	202	557	4.8



#1 COURTNEY BLAKELY

JUNIOR
 GUARD
 5-8
 GARY, IND.
 BISHOP NOLL (MIDDLE TENNESSEE STATE)

FOLLOW COURTNEY

@courtneeyy.b
 @cabblakely1

CAREER HIGHS

POINTS

18 vs. North Texas - 1/9/22

REBOUNDS

8 (2x), last vs. Rice - 1/11/23

FIELD GOALS MADE

8 vs. North Texas - 1/9/22

FIELD GOALS ATTEMPTED

13 vs. North Texas - 1/9/22

3-PT FIELD GOALS MADE

3 at UNC Charlotte - 1/19/23

3-PT FIELD GOALS ATTEMPTED

6 at UTSA - 2/4/23

FREE THROWS MADE

8 vs. Rice - 1/11/23

FREE THROWS ATTEMPTED

10 vs. Rice - 1/11/23

ASSISTS

11 vs. UTSA - 1/5/23

STEALS

4 vs. Tennessee Tech - 12/1/22

BLOCKS

1 (6x), last at UTSA - 2/4/23

MINUTES PLAYED

40 (2x), last at North Texas - 1/7/23

SOPHOMORE SEASON AT MIDDLE TENNESSEE (2022-23)

Enjoyed a breakout season splitting point guard responsibilities with Player of the Year candidate Savannah Wheeler...Played in 31 games, earning 10 starts...Averaged 7.1 points, 3.0 rebounds, 2.6 assists and 1.3 steals per game...Shot 42.8 percent from the field, a marked improvement from shooting 37.6 percent as a freshman. Also connected on 75.3 percent of free-throw attempts...Posted a 43 to 24 assist-to-turnover ratio in 17 league games...Her electrifying speed in initiating the MTSU offense helped the program to the top spot among C-USA in scoring offense and the best-best scoring margin in C-USA history at +16.0 ppg...Nearly recorded a triple-double in win over UTSA Jan. 5 with 11 points, 11 assists and eight rebounds...Scored a season-high 16 points, along with three rebounds and three assists in an 85-46 win at FIU (Feb. 18)...Scored 15 points and pulled eight rebounds in 85-56 win against Rice (Jan. 11)...Netted 11 games with double figure scoring...15 games with 3-plus assists, including career-high 11 vs. UTSA (1/5) with no turnovers.

FRESHMAN SEASON AT MIDDLE TENNESSEE STATE (2021-22)

Electrifying point guard appeared in all 35 games, averaging 16 minutes per game...Posted five double-figure scoring games and scored in 28 contests...11 games with three-plus assists...Made collegiate debut vs. ECU with 14 points on 5-of-10 shooting to go with five assists and one steal...Made first collegiate start at Southern Miss...Strong effort against Illinois, providing seven points, four assists and a season-high two steals...Career-high six assists against Mercer...Contributed nine points on career-high five free throws at Lipscomb...Tallied eight points, three steals and two assists at Troy, establishing career highs for rebounds (4) and minutes (20:27)...2-of-3 from 3-point range for six points, adding four assists and three rebounds at UTSA...Career high three steals at UTEP...Strong all-around game vs. Rice with career high for minutes (37:47), while also tying career highs for rebounds (4) and steals (3); finished with 13 points, four rebounds, four assists, no turnovers and three steals...Career highs for points (18) and field goals (8) vs. North Texas...Came up big at Marshall (2/24) with 11 points, career-high five rebounds, three assists, three steals...Was 3-of-6 from the field and 5-of-5 from the free-throw line...Scored eight points (on 4-of-7 shooting), dished out four assists and collected two steals vs. Wofford in first round of the WNIT.

HIGH SCHOOL

Four-year letter winner for coach Vanita Golston at Bishop Noll Institute...Named to the Indiana All-Star Game following outstanding senior season...Career averages of 23 points, 4 assists, 4 rebounds and 4 steals per game...Bishop Noll's all-time leading scorer (girls or boys) with 2,324 points...Career points total of 2,324 ranks 16th all-time in Indiana High School Athletic Association...Led Indiana in scoring as a senior (2020-21) with 31.7 points per game, to go with 4.0 rebounds, 4.0 assists and 4.4 steals...McDonald's All-American Nominee (2021)...Passthaball Who's NXT? All-American game participant...Indiana Basketball Coaches Association Supreme 15 All-State selection...Associated Press All-State...GSSC 3X Player of the Year...Hoops For Pink Tournament MVP (2018)...Averaged 23 points as a junior (2019-20) and 20.4 as a sophomore (2018-19) at Bishop Noll...Led Bishop Noll to three conference championships and two sectional championships...National Honor Society...Honors graduate.

BLAKELY'S CAREER STATS

SEASON	GP-GS	MIN	AVG	SCORING					REBOUNDING								PTS	AVG	
				FG-FGA	PCT	3FG-3FGA	PCT	FT-FTA	PCT	OFF	DEF	TOT-AVG	PF-FO	A	TO	BLK			STL
2021-22*	35-1	561	16.0	64-170	.376	7-43	.163	43-66	.652	14	53	67-1.9	63-0	72	58	2	38	178	5.1
2022-23*	33-10	821	24.9	83-194	.428	14-49	.286	55-73	.753	20	79	99-3.0	82-3	87	66	4	43	235	7.1
CAREER	68-11	1382	20.3	147-364	.404	21-92	.228	98-139	.705	34	132	166-2.4	145-3	159	124	6	81	413	6.1

*Seasons at Middle Tennessee State



BLAKELY'S GAME BY GAME STATISTICS

2022-23 Season		SCORING					REBOUNDING										
OPPONENT	GS	MIN	FG-FGA	PCT	3FG-3FGA	PCT	FT-FTA	PCT	OFF	DEF	TOT	PF	A	TO	BLK	STL	PTS
at Mercer	26:06	2-6	.333	0-0	.000	3-4	.750	0	1	1	4	3	1	0	1	7	
at Southern Ill.	22:57	3-5	.600	0-0	.000	0-0	.000	0	3	3	2	4	4	0	3	6	
Belmont	15:25	2-5	.400	1-2	.500	2-2	1.00	1	0	1	5	1	3	0	1	7	
vs. Texas Tech	17:45	2-6	.333	2-3	.667	0-0	.000	0	1	1	3	2	2	0	0	6	
vs. Missouri St.	19:36	3-10	.300	0-1	.000	4-5	.800	0	4	4	2	0	3	0	3	10	
Tenn. Tech *	32:16	5-9	.556	1-2	.500	0-0	.000	0	0	0	2	5	1	0	4	11	
Louisville *	37:41	2-9	.222	0-3	.000	0-0	.000	0	6	6	4	1	1	0	0	4	
at Memphis *	30:52	2-5	.400	0-0	.000	0-0	.000	1	2	3	4	8	2	0	0	4	
Houston *	33:42	3-7	.429	0-1	.000	2-3	.667	1	4	5	2	3	7	1	2	8	
at Rice *	24:03	0-1	.000	0-0	.000	0-0	.000	1	5	6	2	1	2	0	0	0	
Charlotte	27:40	1-6	.167	0-1	.000	1-1	1.00	0	1	1	2	5	1	0	1	3	
at Western Ky. *	30:35	4-6	.667	0-0	.000	0-0	.000	1	3	4	4	0	2	0	2	8	
UTSA *	40:00	3-6	.500	1-1	1.00	4-5	.800	0	8	8	2	11	0	0	0	11	
at North Texas *	40:00	3-6	.500	0-1	.000	3-4	.750	1	3	4	1	5	1	0	3	9	
Rice	26:15	3-4	.750	1-1	1.00	8-10	.800	2	6	8	0	2	1	1	2	15	
at UAB	28:08	2-4	.500	1-2	.500	0-0	.000	0	3	3	0	2	0	0	3	5	
at Charlotte	17:19	4-7	.571	3-4	.750	0-0	.000	0	2	2	3	2	2	0	2	11	
Louisiana Tech	8:48	0-2	.000	0-2	.000	0-0	.000	0	0	0	2	0	3	1	1	0	
FAU	22:17	1-4	.250	0-2	.000	2-2	1.00	0	4	4	0	0	0	0	1	4	
FIU	25:46	4-5	.800	1-2	.500	2-2	1.00	1	5	6	4	3	2	0	3	11	
at UTEP	21:35	0-5	.000	0-2	.000	0-0	.000	1	0	1	2	2	1	0	2	0	
at UTSA	17:43	1-7	.143	1-6	.167	0-0	.000	0	2	2	1	2	1	1	1	3	
Western Ky. *	27:53	1-5	.200	0-1	.000	3-4	.750	2	2	4	5	4	3	0	0	5	
UAB *	30:01	1-5	.200	0-1	.000	7-8	.875	0	4	4	3	1	2	0	1	9	
at FAU	15:26	5-6	.833	1-2	.500	1-1	1.00	0	0	0	2	0	2	0	0	12	
at FIU	28:18	7-11	.636	0-1	.000	2-2	1.00	1	1	2	3	1	0	0	3	16	
at Louisiana Tech	27:57	0-4	.000	0-1	.000	0-0	.000	2	1	3	3	2	2	0	0	0	
North Texas	23:14	5-7	.714	0-0	.000	2-2	1.00	0	0	0	2	3	1	0	0	12	
UTEP	30:44	3-9	.333	0-3	.000	3-7	.429	1	1	2	2	3	2	0	1	9	
vs. Charlotte	17:51	4-8	.500	0-2	.000	3-5	.600	2	3	5	3	1	5	0	1	11	
vs. UTEP	20:35	0-2	.000	0-0	.000	2-2	1.00	0	0	0	5	1	2	0	1	2	
vs. Western Ky.	19:01	4-6	.667	1-1	1.00	1-3	.333	2	2	4	4	3	3	0	1	10	
vs. Colorado	15:28	3-6	.500	0-1	.000	0-1	.000	0	2	2	0	4	3	0	0	6	

2021-22 Season		SCORING					REBOUNDING										
OPPONENT	GS	MIN	FG-FGA	PCT	3FG-3FGA	PCT	FT-FTA	PCT	OFF	DEF	TOT	PF	A	TO	BLK	STL	PTS
ECU	18:44	5-10	.500	2-4	.500	2-4	.500	0	0	0	1	5	6	0	1	14	
at VCU	9:57	0-4	.000	0-0	.000	0-0	.000	1	0	1	2	0	0	0	1	0	
Vanderbilt	13:06	1-3	.333	0-1	.000	2-6	.333	0	0	0	2	0	3	0	1	4	
at Tenn. Tech	16:27	3-8	.375	0-2	.000	1-2	.500	0	1	1	2	1	2	0	1	7	
vs. Marquette	9	1-3	.333	0-0	.000	1-2	.500	0	1	1	3	0	0	0	0	3	
vs. Illinois	15	2-6	.333	1-4	.250	2-2	1.00	0	0	0	0	4	2	0	2	7	
at Mercer	16:04	2-6	.333	0-4	.000	1-2	.500	0	1	1	1	6	2	0	1	5	
at Lipscomb	10:30	2-5	.400	0-1	.000	5-7	.714	0	0	0	1	1	0	0	2	9	
at Troy	20:27	3-6	.500	0-0	.000	2-2	1.00	0	4	4	3	2	1	0	3	8	
at Southern Ill.	11:09	0-6	.000	0-1	.000	0-0	.000	0	2	2	3	2	0	0	0	0	
at UTSA	12:24	2-3	.667	2-3	.667	0-0	.000	1	2	3	4	4	2	0	1	6	
at UTEP	13:41	2-6	.333	0-3	.000	1-2	.500	0	2	2	3	2	2	0	3	5	
Rice	37:47	5-8	.625	0-0	.000	3-4	.750	0	4	4	3	4	0	0	3	13	
North Texas	28:33	8-13	.615	1-2	.500	1-2	.500	0	3	3	3	4	2	0	2	18	
at FAU	16:07	2-4	.500	0-0	.000	2-2	1.00	0	2	2	2	4	4	0	0	6	
at FIU	24:36	3-8	.375	1-3	.333	0-0	.000	0	4	4	3	1	3	0	2	7	
at Southern Miss. *	28:00	2-5	.400	0-0	.000	0-2	.000	0	3	3	2	3	2	0	2	4	
Marshall	25:12	1-7	.143	0-4	.000	2-2	1.00	1	2	3	4	1	2	0	1	4	
Western Ky.	10:25	1-4	.250	0-2	.000	3-4	.750	1	0	1	0	2	2	1	0	5	
UAB	11:23	0-5	.000	0-1	.000	4-4	1.00	0	1	1	2	1	0	0	0	4	
at ODU	17:27	2-4	.500	0-0	.000	0-0	.000	0	2	2	4	1	4	0	2	4	
at Charlotte	9:48	0-2	.000	0-1	.000	0-0	.000	0	1	1	2	1	1	0	0	0	
FIU	10:27	0-1	.000	0-0	.000	1-6	.167	3	1	4	0	1	2	0	0	1	
FAU	15:01	1-4	.250	0-1	.000	0-0	.000	2	0	2	2	2	1	0	0	2	
at Marshall	21:45	3-6	.500	0-2	.000	5-5	1.00	1	4	5	0	3	3	0	3	11	
at Western Ky.	9:22	0-2	.000	0-0	.000	0-0	.000	0	0	0	1	1	1	0	0	0	
Charlotte	12:40	2-5	.400	0-1	.000	0-0	.000	1	2	3	1	2	0	0	2	4	
ODU	8:15	0-1	.000	0-1	.000	0-0	.000	0	0	0	1	2	2	0	0	0	
vs. Southern Miss.	0:36	0-0	.000	0-0	.000	0-0	.000	0	0	0	0	0	0	0	0	0	
Louisiana Tech	3:36	2-2	1.00	0-0	.000	0-0	.000	0	0	0	0	0	0	0	0	4	
Wofford	15:29	4-7	.571	0-0	.000	0-0	.000	0	1	1	2	4	2	0	2	8	
Wake Forest	22:06	4-7	.571	0-0	.000	4-4	1.00	0	4	4	2	2	1	0	2	12	
Vanderbilt	13:00	1-2	.500	0-0	.000	0-0	.000	0	1	1	1	1	3	0	0	2	
at Toledo	15:45	0-2	.000	0-0	.000	1-2	.500	1	2	3	0	1	2	0	0	1	
Seton Hall	13:35	0-5	.000	0-2	.000	0-0	.000	2	3	5	2	4	1	0	1	0	





#24 SALIMATOU KOUROUMA

RS-JUNIOR
 FORWARD
 5-11
 KATI, MALI
 LIFE PREP ACADEMY (LITTLE ROCK)

FOLLOW SALI

@salikourouma2
 @SalimatouKouro1

CAREER HIGHS

POINTS

32 vs. Memphis - 11/18/21

REBOUNDS

19 at Southeast Missouri State - 2/2/23

FIELD GOALS MADE

12 (2x), last at Lindenwood - 2/25/23

FIELD GOALS ATTEMPTED

26 vs. Tennessee State - 1/21/23

3-PT FIELD GOALS MADE

3 (3x), last vs. Tennessee Tech - 1/19/23

3-PT FIELD GOALS ATTEMPTED

10 vs. Appalachian State - 1/15/22

FREE THROWS MADE

11 vs. Memphis - 11/18/21

FREE THROWS ATTEMPTED

14 vs. Memphis - 11/18/21

ASSISTS

4 (2x), last at Tennessee State - 12/31/22

STEALS

6 at Lindenwood - 2/25/23

BLOCKS

3 (2x), last vs. Tennessee Tech - 1/19/23

MINUTES PLAYED

39 at UT Arlington - 2/25/22

RS-JUNIOR SEASON AT LITTLE ROCK (2022-23)

Ohio Valley Conference (OVC) Player of the Year...First Team All-OVC...Led the Trojans and the league in scoring with 17.3 points per game...Totaled 336 points for the most on the team despite playing in 20 of Little Rock's 32 games... Averaged a team-leading 7.0 rebounds per game...Was second on the team in field goal percentage, sinking 41.1% of her shots...Dropped 30 points against Southeast Missouri State and grabbed seven rebounds in 25 minutes of play... Tallied nine games with 20+ points...Gathered 19 rebounds at Southeast Missouri State, a career best that tied for the sixth-most rebounds in a single game in Little Rock program history...Totaled three double-doubles during the year, including a 12-rebound, 18-point performance against Southern Indiana...Went 7-of-12 (58.3%) from the field at Tennessee State for 15 points...Shot 88.9% from the free throw line on two occasions...Posted 22 points, five steals, five rebounds and two blocks against UT Martin.

RS-SOPHOMORE SEASON AT LITTLE ROCK (2021-22)

All-Sun Belt Second Team...Started 18 games and appeared in 22...Averaged 31.3 minutes per game to go along with 18.4 points per game which was the highest average PPG by any player on the team...Had the most total field goals made on the team making 150 of her 375 shots, good for a .400 field goal percentage...Made 29 shots from beyond the arc on the season and shot to a percentage of .287...Scored 30 points at Vanderbilt in just her second game at Little Rock, shooting 9-16 from the field while also picking up 10 points at the free throw line...Had her first of three double-doubles against Memphis, grabbing 10 rebounds and scoring the most points in a single game by any player on the Little Rock team with 32, going 10 of 24 from the field and picking up another season and team high 11 free throws made...Scored 23 points versus Coastal Carolina in 36 minutes and shot .500 from the field (9-18) while also pulling down 6 rebounds...Had 29 points in 35 minutes in the regular season finale at Texas State...Averaged 24 points per game in 3 Sun Belt conference tournament games while shooting 47.3% from the field in those games, also was an 88% free throw shooter in those games going 15-for-17...Named to the Sun Belt All-Tournament team for her performances in these games.

RS-FRESHMAN SEASON AT GRAYSON COLLEGE (2020-21)

Played one season at Grayson College where she was her league's Newcomer of the Year as well as earning first team all-conference honors...Averaged 18.7 points and 10.3 rebounds per game, scoring 30 or more points in five games... Recorded a double-double in 15 games...Led her team to a 19-4 record...Shot 51.5 percent (154-for-299) from the field, 34.5 percent (10 of 29) from 3-point range and 70.3 percent (111-for-158) from the free throw line.

FRESHMAN SEASON AT GRAYSON COLLEGE (2019-20)

Redshirted season, did not play.

HIGH SCHOOL

Played four seasons at Life Prep Academy... Earned HCAA all-state honors.

Statistics from NJCAA institutions are not factored into NCAA career statistics

KOUROUMA'S CAREER STATS

SEASON	GP-GS	MIN	AVG	SCORING					REBOUNDING					PTS	AVG				
				FG-FGA	PCT	3FG-3FGA	PCT	FT-FTA	PCT	OFF	DEF	TOT-AVG	PF-FO			A	TO	BLK	STL
2019-20*	-	-	-	-	-	-	-	-	-	-	-	-	-	-	-	-	-		
2020-21*	-	-	-	-	-	-	-	-	-	-	-	-	-	-	-	-	-		
2021-22**	29-4	623	21.5	34-87	.391	20-55	.364	12-14	.857	8	48	56-1.9	34-0	70	24	17	50	100	3.4
2022-23**	32-6	804	25.1	67-132	.508	16-51	.314	18-21	.857	16	76	92-2.9	58-0	86	33	21	73	168	5.3
CAREER	116-11	2612	22.5	200-489	.409	101-283	.357	56-69	.812	45	272	317-2.7	159-0	243	118	60	202	557	4.8

*Seasons at Grayson College

**Seasons at Little Rock



KOUROUMA'S GAME BY GAME STATISTICS

2022-23 Season (at Little Rock)																
OPPONENT	GS	MIN	SCORING			REBOUNDING										
			FG-FGA	PCT	3FG-3FGA	PCT	FT-FTA	PCT	OFF	DEF	TOT	PF	A	TO	BLK	STL
UT Martin	27	5-9	.556	0-3	.000	4-6	.667	1	4	5	1	1	0	1	1	14
at Tenn. State	23	7-12	.583	0-2	.000	1-2	.500	2	5	7	2	4	1	0	1	15
Lindenwood	14	3-10	.300	0-1	.000	0-0	.000	1	0	1	1	1	0	1	1	6
SEMO *	25	10-18	.556	2-4	.500	8-9	.889	3	4	7	0	1	2	0	2	30
at Southern Ind.*	25	7-19	.368	1-4	.250	5-8	.625	1	3	4	1	0	4	3	2	20
Tenn. Tech	28	8-19	.421	3-6	.500	3-8	.375	2	7	9	2	2	1	3	3	22
Tennessee St.	31	10-26	.385	1-5	.200	4-6	.667	5	4	9	2	0	0	0	2	25
at Morehead St.	33	3-8	.375	0-2	.000	1-2	.500	2	3	5	0	1	0	1	3	7
at Tenn. Tech	18	4-9	.444	0-1	.000	6-7	.857	2	4	6	4	1	1	0	3	14
at SEMO *	35	2-19	.105	0-3	.000	5-6	.833	7	12	19	1	1	2	1	0	9
SIUE	28	4-13	.308	0-1	.000	2-6	.333	1	9	10	3	1	4	2	4	10
Morehead St.	24	4-11	.364	0-1	.000	4-5	.800	1	3	4	3	1	0	0	2	12
at UT Martin *	34	9-19	.474	1-5	.200	3-4	.750	0	5	5	2	0	1	2	5	22
Southern Ind. *	33	8-19	.421	0-2	.000	2-4	.500	3	9	12	4	1	3	2	2	18
Eastern Ill. *	27	8-25	.320	0-2	.000	5-6	.833	1	3	4	3	0	2	2	2	21
at SIUE *	33	9-22	.409	0-2	.000	3-7	.429	2	7	9	3	0	3	0	5	21
at Lindenwood *	35	12-22	.545	0-3	.000	2-2	1.000	1	4	5	1	2	5	0	6	26
vs. SEMO *	37	8-16	.500	1-2	.500	8-9	.889	4	6	10	2	1	4	1	4	25
vs. Tenn. Tech *	11	3-8	.375	0-1	.000	0-0	.000	1	3	4	5	1	1	0	3	6
at SMU *	26	6-12	.500	1-2	.500	0-2	.000	1	3	4	2	0	5	2	2	13

2020-21 Season (at GC) SCORING REBOUNDING
 NJCAA STATISTICS ARE NOT FACTORED INTO NCAA STATISTICS

2021-22 Season (at Little Rock)																
OPPONENT	GS	MIN	SCORING			REBOUNDING										
			FG-FGA	PCT	3FG-3FGA	PCT	FT-FTA	PCT	OFF	DEF	TOT	PF	A	TO	BLK	STL
Missouri St. *	26	6-19	.316	0-3	.000	3-4	.750	2	3	5	4	0	4	0	3	15
at Vanderbilt *	31	9-16	.563	2-5	.400	10-12	.833	1	2	3	1	0	2	1	1	30
Ark.-Pine Bluff *	23	9-20	.450	2-6	.333	4-5	.800	6	0	6	4	0	3	1	4	24
Memphis *	33	10-24	.417	1-8	.125	11-14	.786	3	7	10	2	0	2	0	1	32
Auburn *	29	7-12	.583	2-5	.400	0-2	.000	0	3	3	5	0	2	1	1	16
at Texas A&M *	32	5-20	.250	0-5	.000	5-7	.714	1	2	3	1	0	4	0	1	15
Central Ark. *	38	6-22	.273	2-6	.333	6-6	1.000	0	4	4	0	0	3	0	2	20
at Arkansas *	32	2-16	.125	1-6	.167	3-3	1.000	0	5	5	5	0	8	1	2	8
Coastal Carolina *	36	9-18	.500	2-4	.500	3-4	.750	2	4	6	2	0	4	1	1	23
App State *	35	6-22	.273	3-10	.300	0-2	.000	1	5	6	1	4	7	1	0	15
at Troy	15	0-5	.000	0-1	.000	1-2	.500	2	2	4	3	1	1	0	0	1
at South Alabama *	29	6-15	.400	2-2	1.000	1-2	.500	1	2	3	1	0	4	1	1	15
Texas State	45	9-20	.450	0-3	.000	3-7	.429	0	6	6	2	2	6	0	3	21
UT Arlington *	37	7-17	.412	1-2	.500	0-0	.000	2	7	9	3	0	3	0	0	15
Arkansas St.	19	2-8	.250	0-3	.000	0-2	.000	0	4	4	0	0	2	1	1	4
Champ. Christian	25	5-13	.385	3-6	.500	0-2	.000	3	3	6	1	2	2	0	2	13
at Ark. St. *	33	7-16	.438	1-4	.250	7-10	.700	4	7	11	1	2	3	0	1	22
at UT Arlington *	39	7-14	.500	0-3	.000	0-0	.000	2	9	11	2	2	3	0	0	14
at Texas St. *	35	12-23	.522	2-5	.400	3-4	.750	3	4	7	1	0	3	2	1	29
vs. La.-Monroe *	31	7-15	.467	0-4	.000	7-8	.875	1	3	4	3	0	2	0	0	21
vs. App State *	35	9-20	.450	1-3	.333	5-6										

2019-20 Season (at GC) SCORING REBOUNDING
 NJCAA STATISTICS ARE NOT FACTORED INTO NCAA STATISTICS





#33 ISIS BEH

RS-JUNIOR
 FORWARD
 6-3
 MURRAY, UT.
 MURRAY HS (WEST VIRGINIA)

FOLLOW ISIS

@isis.beh

@isisbeh

RS-JUNIOR SEASON AT WEST VIRGINIA (2022-23)

Averaged 3.1 points per game...Shot 52.2% on the season...Averaged 2.1 rebounds per game...Scored 13 points on 5-of-9 shooting to go with seven rebounds against Kansas...Grabbed four steals at Texas for a career best...Tallied three games with two blocks...Totaled 10 points alongside five rebounds against Oklahoma State.

RS-SOPHOMORE SEASON AT WEST VIRGINIA (2021-22)

Did not compete.

SOPHOMORE SEASON AT SALT LAKE CITY COMMUNITY COLLEGE (2020-21)

Did not compete; the National Junior College Association of America (NJCAA) and SLCC delayed the start for all varsity sports until January 2021...Was granted an additional year of eligibility due to the COVID-19 pandemic.

FRESHMAN SEASON AT UNLV (2019-20)

2020 Mountain West Conference All-Freshman Team...Averaged 3.6 points, 4.0 rebound, 0.9 assists, 0.3 blocks and 0.6 steals per game as a freshman...Also shot 52.9% (46-87) from the field and averaged 20.8 minutes in 30 games played, including one start...In her lone start against Nevada on Jan. 22, 2020, she logged eight points, six rebounds and one steal, while shooting 3-of-5 (60%) from the field...Also played 29 minutes against the Wolf Pack...Logged 25 or more minutes in eight games with the Rebels, including 30 or more minutes in two games...Also scored four points or more 13 times during 2019-20, including 10 points at USC on Dec. 14, 2019, and a career-high 11 points at New Mexico on Jan. 18, 2020...Shot 50% or better from the floor in 19 games and 70% or better in 10 games...Hauled in five or more rebounds 10 times for UNLV, including a career-best eight boards twice.

HIGH SCHOOL

Four-year player at Murray High School...Averaged 15.6 points, 10 rebounds, 2.6 assists, 2.2 blocks and 1.5 steals per game her senior season...Led the Spartans to the 5A, Region Six State-Semi Finals and a second-place finish for the region...Three-time first-team all-region selection, honorable mention all-state and a first-team all-state selection her senior season...Also a member of the volleyball team as a middle blocker...Played for Salt Lake Metro AAU.

Statistics from NJCAA institutions are not factored into NCAA career statistics

CAREER HIGHS

POINTS

13 vs. Kansas - 2/15/23

REBOUNDS

8 at Pepperdine - 12/8/19

FIELD GOALS MADE

5 (4x), last vs. Oklahoma State - 3/1/23

FIELD GOALS ATTEMPTED

7 (2x), last at New Mexico - 1/18/20

3-PT FIELD GOALS MADE

1 (3x), last vs. Kansas - 2/15/23

3-PT FIELD GOALS ATTEMPTED

2 vs. San Jose State - 2/27/20

FREE THROWS MADE

5 vs. Iowa State - 2/11/23

FREE THROWS ATTEMPTED

6 vs. Iowa State - 2/11/23

ASSISTS

4 at San Jose State - 1/15/20

STEALS

4 at Texas - 2/19/23

BLOCKS

3 at Texas - 2/19/23

MINUTES PLAYED

30 (2x), last vs. Virginia - 12/20/19

BEH'S CAREER STATS

SEASON	GP-GS	MIN	AVG	SCORING					REBOUNDING					PTS	AVG				
				FG-FGA	PCT	3FG-3FGA	PCT	FT-FTA	PCT	OFF	DEF	TOT-AVG	PF-FO			A	TO	BLK	STL
2019-20*	30-1	621	20.7	46-87	.529	2-5	.400	15-26	.577	50	69	119-4.0	75-4	26	32	8	18	109	3.6
2020-21**	-	-	-	-	-	-	-	-	-	-	-	-	-	-	-	-	-	-	-
2021-22***	-	-	-	-	-	-	-	-	-	-	-	-	-	-	-	-	-	-	-
2022-23***	27-0	276	10.2	35-67	.522	1-2	.500	12-24	.500	25	33	58-2.1	51-1	4	16	16	12	83	3.1
CAREER	57-1	897	15.7	81-154	.526	3-7	.429	27-50	.540	75	102	177-3.1	126-5	30	48	24	30	192	3.4

*Seasons at UNLV

**Seasons at Salt Lake City Community College

***Seasons at West Virginia



BEH'S GAME BY GAME STATISTICS

2022-23 Season (WVU)

OPPONENT	GS	MIN	SCORING				REBOUNDING										
			FG-FGA	PCT	3FG-3FGA	PCT	FT-FTA	PCT	OFF	DEF	TOT	PF	A	TO	BLK	STL	PTS
USC Upstate	6:12	0-0	.000	0-0	.000	0-2	.000	0	1	1	1	0	1	0	0	0	0
Winthrop	2:41	2-2	1.00	0-0	.000	0-0	.000	0	0	0	0	0	0	0	0	0	4
App State	6:08	0-1	.000	0-0	.000	0-2	.000	1	1	2	0	1	0	1	0	0	0
vs. CMU	11:06	3-4	.750	0-0	.000	0-0	.000	0	3	3	4	1	0	1	0	6	6
vs. NC State	9:15	0-2	.000	0-0	.000	0-0	.000	1	1	2	1	0	0	1	0	0	0
NC Central	11:25	1-1	1.00	0-0	.000	0-0	.000	0	0	0	2	0	1	2	2	2	2
Delaware St.	7:53	1-2	.500	0-0	.000	0-0	.000	2	1	3	0	0	1	0	0	2	2
Robert Morris	7:27	1-1	1.00	0-0	.000	0-0	.000	1	3	4	1	0	1	0	0	2	2
at Penn State	7:17	0-0	.000	0-0	.000	0-0	.000	0	1	1	1	0	0	0	0	0	0
vs. Georgia	1:59	0-0	.000	0-0	.000	0-0	.000	0	0	0	1	0	0	0	0	0	0
vs. Miami (OH)	1:18	0-0	.000	0-0	.000	0-0	.000	0	0	0	0	0	0	0	0	0	0
at Iowa State	15:56	0-2	.000	0-1	.000	0-2	.000	2	2	4	3	0	0	0	0	0	0
TCU	5:54	0-0	.000	0-0	.000	0-0	.000	0	0	0	2	1	1	0	0	0	0
Texas Tech	4:34	0-2	.000	0-0	.000	0-0	.000	0	0	0	0	0	0	0	0	0	0
at TCU	3:14	1-1	1.00	0-0	.000	0-0	.000	1	1	2	1	0	0	0	0	2	2
Texas	8:00	1-1	1.00	0-0	.000	0-2	.000	0	4	4	2	0	1	0	1	2	2
at Oklahoma	11:24	1-4	.250	0-0	.000	2-2	1.00	0	1	1	4	0	2	2	0	4	4
at Oklahoma St.	6:52	2-4	.500	0-0	.000	0-0	.000	1	2	3	1	0	0	0	0	4	4
Iowa State	15:47	2-5	.400	0-0	.000	5-6	.833	0	3	3	3	0	3	1	0	9	9
Kansas	27:41	5-9	.556	1-1	1.00	2-4	.500	4	3	7	2	0	0	1	0	13	13
at Texas	19:57	2-4	.500	0-0	.000	1-2	.500	2	1	3	5	1	1	3	4	5	5
at Texas Tech	10:11	1-2	.500	0-0	.000	0-0	.000	3	0	3	4	0	0	1	0	2	2
Kansas State	1:40	0-0	.000	2-2	1.00	2-2	1.00	0	0	0	2	0	0	0	0	2	2
Oklahoma St.	16:58	5-10	.500	0-0	.000	0-0	.000	4	1	5	4	0	2	0	2	10	10
at Baylor	9:22	1-2	.500	0-0	.000	0-0	.000	0	1	1	3	0	2	0	0	2	2
vs. Oklahoma St.	22:40	2-4	.500	0-0	.000	0-0	.000	3	3	6	2	0	0	2	2	4	4
vs. Arizona	22:46	4-4	1.00	0-0	.000	0-0	.000	0	0	0	2	0	0	1	1	8	8

2020-21 Season (at SLCCC)

DID NOT COMPETE

2021-22 Season (WVU)

DID NOT COMPETE

2019-20 Season (at UNLV)

OPPONENT	GS	MIN	SCORING				REBOUNDING										
			FG-FGA	PCT	3FG-3FGA	PCT	FT-FTA	PCT	OFF	DEF	TOT	PF	A	TO	BLK	STL	PTS
CSU Fullerton	19	2-2	1.00	0-0	.000	0-0	.000	3	1	4	1	2	1	0	0	4	4
Duke	8	1-1	1.00	0-0	.000	0-0	.000	0	0	0	1	1	1	0	0	2	2
Southern Utah	20	1-1	1.00	0-0	.000	0-0	.000	0	8	8	5	2	0	2	0	2	2
SCSU	17	1-2	.500	0-0	.000	0-0	.000	0	5	5	1	1	1	0	0	2	2
Elon	25	0-1	.000	0-0	.000	0-0	.000	0	5	5	0	0	0	1	1	0	0
St. John's	23	3-4	.750	0-0	.000	1-1	1.00	2	5	7	2	1	0	1	1	7	7
Fresno State	11	0-0	.000	0-0	.000	0-0	.000	1	3	4	0	1	0	0	0	0	0
at Pepperdine	19	2-6	.333	0-0	.000	0-2	.000	2	6	8	3	2	1	0	0	4	4
at USC	30	5-7	.714	0-0	.000	0-0	.000	2	2	4	1	3	2	0	1	10	10
at GCU	27	1-3	.333	0-0	.000	0-2	.000	3	1	4	1	1	3	0	0	2	2
Virginia	29	2-4	.500	0-0	.000	0-2	.000	5	1	6	5	2	1	0	1	4	4
USF	21	3-6	.500	0-0	.000	0-0	.000	1	1	2	4	0	1	0	0	6	6
at Utah State	18	0-1	.000	0-0	.000	1-2	.500	2	2	4	3	0	0	0	1	1	1
at Air Force	11	1-1	1.00	0-0	.000	1-2	.500	0	1	1	3	0	2	1	0	3	3
Boise State	20	3-5	.600	0-0	.000	0-0	.000	3	1	4	3	0	0	1	1	6	6
Wyoming	26	0-1	.000	0-0	.000	2-2	1.00	1	3	4	2	1	0	1	2	2	2
at SJSU	24	1-2	.500	0-0	.000	0-0	.000	1	0	1	3	4	2	0	0	2	2
at New Mexico	22	5-7	.714	0-0	.000	1-2	.500	2	2	4	4	2	1	0	2	11	11
UNR	28	3-3	1.00	0-0	.000	2-2	1.00	4	2	6	3	0	1	0	1	8	8
vs. SDSU	24	3-6	.500	0-0	.000	2-4	.500	5	1	6	3	1	3	0	1	8	8
Colorado State	26	0-2	.000	0-0	.000	2-2	1.00	3	3	6	2	0	2	0	1	2	2
Utah State	17	3-5	.600	1-2	.500	0-0	.000	1	3	4	5	0	1	0	1	7	7
at Fresno State	19	1-1	1.00	0-0	.000	0-0	.000	0	1	1	5	0	1	0	0	2	2
at UNR	26	1-1	1.00	0-0	.000	0-0	.000	0	2	2	4	1	3	1	2	2	2
New Mexico	24	0-3	.000	0-0	.000	0-0	.000	3	2	5	2	0	2	0	0	0	0
at Colorado St.	15	0-0	.000	0-0	.000	0-0	.000	0	3	3	2	1	0	0	0	0	0
SDSU	16	1-1	1.00	0-0	.000	0-0	.000	0	1	1	2	0	0	0	0	2	2
at Boise St.	18	0-1	.000	0-0	.000	0-0	.000	1	0	1	2	0	1	0	0	0	0
SJSU	19	2-4	.500	1-2	.500	1-1	1.00	2	2	4	1	0	1	0	1	6	6
vs. SJSU	19	1-3	.333	0-1	.000	0-0	.000	1	2	3	2	0	2	0	2	2	2





#15 KAILYN GILBERT

SOPHOMORE
GUARD
5-8
TAMPA BAY, FLA.
IMG ACADEMY

FOLLOW KAILYN

@kailyngilbert_
 @kailyngilbert

FRESHMAN SEASON (2022-23)

Named Pac-12 Freshman of the Week on Nov. 28... The only Wildcat freshman to appear in all 32 games... Averaged 4.9 points per game in 10.6 minutes per game... Poured in a career-best 25 points on 9-of-13 shooting against California Baptist, draining four three-pointers... Scored in double digits in first two games as a Wildcat... Grabbed a career-high five rebounds in the win over San Diego... Scored nine points in Arizona's Pac-12 Tournament game against UCLA on 3-of-4 shooting.

CAREER HIGHS

POINTS

25 vs. California Baptist - 11/25/22

REBOUNDS

5 at San Diego - 11/26/22

FIELD GOALS MADE

9 vs. California Baptist - 11/25/22

FIELD GOALS ATTEMPTED

13 vs. California Baptist - 11/25/22

3-PT FIELD GOALS MADE

2 vs. CSUN - 11/13/22

3-PT FIELD GOALS ATTEMPTED

7 vs. California Baptist - 11/25/22

FREE THROWS MADE

4 (3x), last at San Diego - 11/26/22

FREE THROWS ATTEMPTED

5 at San Diego - 11/26/22

ASSISTS

4 at UT Arlington - 12/21/22

STEALS

3 (3x), last at UT Arlington - 12/21/22

BLOCKS

-

MINUTES PLAYED

27 vs. California Baptist - 11/25/22

HIGH SCHOOL

Ranked as the No. 31 recruit in the class of 2022 ... Two-time Hillsborough County Player of the Year ... Three-time First-Team All-State selection ... Class 3A Florida Player of the Year ... Averaged 32.1 ppg as a sophomore ... Put up 27.3 ppg as a freshman ... Named to the Naismith Girls' High School Player of the Year Watchlist.

GILBERT'S GAME BY GAME STATISTICS

2022-23 Season	SCORING							REBOUNDING									
	OPPONENT	GS	MIN	FG-FGA	PCT	3FG-3FGA	PCT	FT-FTA	PCT	OFF	DEF	TOT	PF	A	TO	BLK	STL
NAU		11:31	4-6	.667	1-1	1.00	1-2	.500	1	2	3	2	1	1	0	0	10
CSUN		18:54	5-10	.500	2-6	.333	4-4	1.00	1	2	3	3	1	3	0	3	16
LMU		19:43	3-9	.333	0-2	.000	3-4	.750	1	3	4	1	3	2	0	3	9
LBSU		7:01	1-2	.500	0-1	.000	0-0	.000	0	1	1	2	2	1	0	2	2
vs. CBU		27:52	9-13	.692	4-7	.571	3-4	.750	1	3	4	4	2	2	0	1	25
at San Diego		20:37	3-10	.300	0-1	.000	4-5	.800	1	4	5	1	2	3	0	2	10
at UNM		11:07	0-3	.000	0-0	.000	0-0	.000	0	2	2	2	0	0	0	0	0
Kansas		8:23	2-6	.333	0-1	.000	0-0	.000	0	0	0	1	0	2	0	0	4
Texas Southern		15:39	2-6	.333	0-1	.000	0-0	.000	0	1	1	2	3	2	0	1	4
vs. Baylor		0:44	0-1	.000	0-0	.000	0-0	.000	0	1	1	1	0	0	0	0	0
at UT Arlington		18:05	3-8	.375	0-2	.000	0-1	.000	0	2	2	1	4	1	0	3	6
ASU		14:07	0-4	.000	0-0	.000	0-0	.000	0	2	2	2	1	2	0	0	0
at California		14:46	4-6	.667	1-1	1.00	1-2	.500	0	2	2	1	0	1	0	0	10
at Stanford		8:19	1-3	.333	0-1	.000	0-0	.000	0	1	1	4	0	0	0	0	2
Oregon State		10:31	2-5	.400	0-1	.000	0-0	.000	0	0	0	0	0	1	0	1	4
Oregon		8:18	2-5	.400	1-2	.500	0-0	.000	0	0	0	0	1	0	0	1	5
at Colorado		4:21	0-1	.000	0-0	.000	0-0	.000	0	0	0	2	0	0	0	0	0
at Utah		4:35	1-2	.500	0-1	.000	0-0	.000	0	1	1	1	0	1	0	0	2
at ASU		15:48	4-7	.571	1-1	1.00	3-4	.750	2	0	2	3	2	1	0	1	12
Washington		7:33	0-1	.000	0-0	.000	0-0	.000	0	1	1	0	1	1	0	0	0
WSU		18:48	5-12	.417	1-1	1.00	0-0	.000	1	0	1	1	3	0	0	0	11
at UCLA		13:13	1-5	.200	0-1	.000	0-0	.000	0	1	1	0	2	0	0	1	2
at USC		5:06	0-0	.000	0-0	.000	0-0	.000	0	0	0	0	0	1	0	1	0
Stanford		8:15	0-3	.000	0-1	.000	3-4	.750	2	1	3	1	2	1	0	0	3
California		9:00	1-3	.333	1-2	.500	0-0	.000	0	1	1	2	2	0	0	0	3
Utah		1:29	0-0	.000	0-0	.000	0-0	.000	0	0	0	0	0	0	0	0	0
Colorado		3:34	0-1	.000	0-1	.000	0-0	.000	0	0	0	1	0	0	0	0	0
at Oregon		1:20	0-1	.000	0-0	.000	0-0	.000	0	0	0	1	0	0	0	0	0
at Oregon State		3:10	1-3	.333	0-1	.000	1-2	.500	0	0	0	0	0	0	0	0	3
vs. UCLA		8:05	3-4	.750	1-1	1.00	2-3	.667	0	1	1	1	0	2	0	1	9
vs. WVU		14:05	1-2	.500	0-0	.000	3-4	.750	0	3	3	1	2	4	0	1	5
at Maryland		5:33	0-2	.000	0-0	.000	0-0	.000	0	1	1	0	1	1	0	0	0

GILBERT'S CAREER STATS

SEASON	GP-GS	MIN	AVG	SCORING				REBOUNDING							PTS	AVG			
				FG-FGA	PCT	3FG-3FGA	PCT	FT-FTA	PCT	OFF	DEF	TOT-AVG	PF-FO	A			TO	BLK	STL
2022-23	32-0	340	10.6	58-144	.403	13-37	.351	28-39	.718	10	36	46-1.4	41-0	35	33	0	22	157	4.9
CAREER	32-0	340	10.6	58-144	.403	13-37	.351	28-39	.718	10	36	46-1.4	41-0	35	33	0	22	157	4.9



#23 MAYA NNAJI

SOPHOMORE

FORWARD

6-4

HOPKINS, MINN.

HOPKINS HS

FOLLOW MAYA

@maya_nnaji

@maya_nnaji

FRESHMAN SEASON (2022-23)

Averaged 13.0 minutes per game across 28 games... Third on the team in rebounding with 3.2 rebounds per game, the most among the Arizona freshmen... Did not miss a shot against San Diego, going 7-of-7 to total 17 points... Made her career debut against NAU with 14 points, four rebounds, three blocks and an assist... Grabbed a career-best 10 rebounds against LMU... Scored six points and hauled in nine rebounds at UT Arlington... Crucial in the Wildcats' double-overtime win at USC, adding seven points and pulling down eight rebounds.

HIGH SCHOOL

Was a five-star recruit, the highest-rated recruit in program history... Ranked ninth nationally in the class of 2022... Averaged 19.5 points per game and 8.5 rebounds per game as a sophomore... Put up 24.5 points per game and grabbed 8.5 rebounds per game in her junior year... 2021 Minneapolis Star Tribune Metro Player of the Year... Named to the Naismith Girls' High School Player of the Year Watchlist... Older brother Zeke Nnaji played at Arizona.

CAREER HIGHS

POINTS

17 at San Diego - 11/26/22

REBOUNDS

10 vs. LMU - 11/18/22

FIELD GOALS MADE

7 at San Diego - 11/26/22

FIELD GOALS ATTEMPTED

8 vs. Texas Southern - 12/14/22

3-PT FIELD GOALS MADE

1 at San Diego - 11/26/22

3-PT FIELD GOALS ATTEMPTED

1 (2x), last at USC - 2/5/23

FREE THROWS MADE

8 vs. CSUN - 11/13/22

FREE THROWS ATTEMPTED

9 vs. CSUN - 11/13/22

ASSISTS

3 vs. Arizona State - 12/29/22

STEALS

3 vs. Texas Southern - 12/14/22

BLOCKS

3 (2x), last at USC - 2/5/23

MINUTES PLAYED

26 at USC - 2/5/23

NNAJI'S GAME BY GAME STATISTICS

2022-23 Season	SCORING					REBOUNDS					PF	A	TO	BLK	STL	PTS	
	OPPONENT	GS	MIN	FG-FGA	PCT	3FG-3FGA	PCT	FT-FTA	PCT	OFF							DEF
CSUN		21:50	3-5	.600	0-0	.000	8-9	.889	1	3	4	4	1	1	3	0	14
LMU		20:31	3-5	.600	0-0	.000	1-2	.500	4	6	10	1	0	0	2	1	7
LBSU		7:38	1-1	1.00	0-0	.000	0-0	.000	1	2	3	1	1	3	0	0	2
vs. CBU		10:22	3-6	.500	0-0	.000	0-0	.000	1	2	3	3	0	0	0	1	6
at San Diego		21:26	7-7	1.00	1-1	1.00	2-7	.286	5	2	7	4	1	3	0	1	17
at UNM		0:54	0-0	.000	0-0	.000	0-0	.000	0	0	0	0	0	0	0	0	0
Kansas		20:38	1-2	.500	0-0	.000	0-2	.000	3	1	4	1	0	0	0	1	2
Texas Southern		21:50	3-8	.375	0-0	.000	5-5	1.00	2	3	5	2	0	4	0	3	11
vs. Baylor		10:24	1-3	.333	0-0	.000	0-0	.000	0	0	0	2	0	0	0	0	2
at UT Arlington		10:25	1-1	1.00	0-0	.000	4-6	.667	2	7	9	5	1	3	0	0	6
ASU		23:48	3-7	.429	0-0	.000	1-2	.500	3	3	6	1	3	2	0	0	7
at California		12:04	2-4	.500	0-0	.000	2-2	1.00	0	4	4	3	0	2	0	1	6
at Stanford		16:36	2-5	.400	0-0	.000	0-0	.000	2	2	4	3	1	0	0	0	4
at Colorado		5:02	0-2	.000	0-0	.000	0-0	.000	0	0	0	0	0	0	0	2	0
at Utah		13:06	1-3	.333	0-0	.000	0-0	.000	0	0	0	1	1	1	1	0	2
at ASU		12:35	1-3	.333	0-0	.000	0-0	.000	2	1	3	3	2	1	1	0	2
Washington		7:03	1-1	1.00	0-0	.000	0-0	.000	1	0	1	0	0	1	0	0	2
WSU		7:33	0-4	.000	0-0	.000	0-0	.000	0	2	2	1	1	0	0	1	0
at UCLA		8:24	1-2	.500	0-0	.000	0-0	.000	0	0	0	2	0	0	2	0	2
at USC		26:37	3-7	.429	0-1	.000	1-1	1.00	2	6	8	2	0	2	3	0	7
Stanford		13:42	3-5	.600	0-0	.000	0-2	.000	1	2	3	1	0	1	0	0	6
California		7:59	0-3	.000	0-0	.000	0-0	.000	1	0	1	3	0	0	0	0	0
Utah		7:56	1-2	.500	0-0	.000	0-0	.000	1	0	1	2	1	1	0	0	2
Colorado		15:29	3-6	.500	0-0	.000	0-0	.000	0	1	1	2	0	1	1	0	6
at Oregon		9:32	1-2	.500	0-0	.000	0-0	.000	0	2	2	1	1	1	0	0	2
at Oregon State		12:03	3-5	.600	0-0	.000	0-0	.000	0	3	3	3	0	1	0	0	6
vs. UCLA		12:20	0-3	.000	0-0	.000	2-2	1.00	0	2	2	1	0	0	0	0	2
vs. WVU		7:04	0-2	.000	0-0	.000	0-0	.000	1	2	3	2	0	1	0	0	2

NNAJI'S CAREER STATS

SEASON	GP-GS	MIN	AVG	SCORING					REBOUNDS					PTS	AVG				
				FG-FGA	PCT	3FG-3FGA	PCT	FT-FTA	PCT	OFF	DEF	TOT-AVG	PF-FO			A	TO	BLK	STL
2022-23	28-0	365	13.0	48-104	.462	1-2	.500	26-40	.650	33	56	89-3.2	54-1	14	29	13	11	123	4.4
CAREER	28-0	365	13.0	48-104	.462	1-2	.500	26-40	.650	33	56	89-3.2	54-1	14	29	13	11	123	4.4



#2 JADA WILLIAMS

FRESHMAN
GUARD
5-8
KANSAS CITY, MO.
LA JOLLA COUNTRY DAY SCHOOL

FOLLOW JADA

 @cbg.jada24
 @mrsmac0606

HIGH SCHOOL

2023 McDonald's All-American...2023 SLAM All-American...Four-year team captain...Named MVP or Co-MVP each season of her high school career...Three-year All-Conference, All-District and All-State teams honoree... Gold medalist for the United States at the 2022 FIBA U17 World Cup and the 2021 FIBA Americas U16

Championship...Member of the 2021 FIBA Americas U16 Championship All-Star Five.



#3 MONTAYA DEW

FRESHMAN
FORWARD
6-2
LAS VEGAS, NEV.
CENTENNIAL HS

FOLLOW MONTAYA

 @t.a.y.a_12
 @Btaya12

2022-23

Did not compete.

HIGH SCHOOL



Nevada 5A State Champion...Named to the Las Vegas Review Journal Super Seven...Centennial High School Most Valuable Player (MVP).



#4 SKYLAR JONES

FRESHMAN
GUARD
6-0
CHICAGO, ILL.
WHITNEY YOUNG HS

FOLLOW SKYLAR

 @_skylarmilan
 @Skylarjones23

HIGH SCHOOL

Rated four stars and is the 96th-ranked recruit by ESPN HoopGurlz in the class of 2023....Averaged 16.9 points and 4.9 rebounds as a junior...Garnered 4A IBCA First Team All-State and AP All-State Second Team honors.



#25 BREYA CUNNINGHAM

FRESHMAN
FORWARD
6-3
CHULA VISTA, CALIF.
LA JOLLA COUNTRY DAY SCHOOL

FOLLOW BREYA

 @brea.hoopz23

 @BreyaC2023

HIGH SCHOOL

2023 McDonald's All-American...First team All-Conference, All-City and All-State honoree in each year of high school at La Jolla Country Day School....La Jolla Country Day Freshman of the Year...La Jolla Country Day MVP... Averaged 17.3 points per game and 12 rebounds per game as a freshman...Scored over 1,000 points as a

freshman and grabbed 800 boards.





Support Staff



Lauren Flaum
Director of Ops.
First Season



Matt Herrera
Creative Content Mgr.
Second Season



Kyle Hutson
Video Coordinator
First Season



Ryan Thorne
Director of Recruiting Ops.
First Season



Chris Allen
Strength & Conditioning
First Season



Emily Dwerlkotte
Equipment Manager
Tenth Season



Bart Jameson
Athletic Trainer
Second Season



Hailey Loftin
Communication Services
Second Season



Ashley Summerset
Event Operations
Second Season



Jordon Smith
Academics
First Season



Lucy Lightle
Marketing
Second Season

BEAR DOWN®

All-Time Series Results: Non-Conference



2/22/86 W UA 79, at UTEP 57
12/9/86 W UA 71, at UTEP 61
12/13/87 W at UA 65, UTEP 52
11/29/04 W at UA 79, UTEP 47
11/26/06 W UA 72, at UTEP 68
11/23/12 L UTEP 64, vs. UA 53
12/17/18 W at UA 62, UTEP 40
12/7/19 W UA 54, at UTEP 43

TEXAS SOUTHERN (4-0)

12/10/99 W at UA 96, TSU 46
11/24/12 W UA 65, vs. TSU 59
11/15/21 W at UA 93, TSU 38
12/14/22 W at UA 89, TSU 55

TEXAS STATE (2-1)

(formerly Southwest Texas State)
12/7/92 L at TSU 83, UA 77
12/18/95 W at UA 74, TSU 58
12/14/03 W at UA 94, TSU 56

TEXAS TECH (1-2)

12/22/79 L at TTU 98, UA 65
12/15/13 W at UA 65, TTU 56
11/21/14 L at TTU 57, UA 54

TOLEDO (2-2)

12/17/91 W at UA 65, UT 60
11/14/09 L vs. UT 64, UA 63
11/30/14 L UT 69, UA 54
11/14/15 W UA 62, at UT 59

UC IRVINE (3-3)

12/14/81 W at UA 63, UCI 62
2/27/82 L at UCI 56, UA 48
1/5/83 L at UCI 64, UA 59
12/21/85 L at UCI 68, UA 61
12/13/92 W at UA 84, UCI 64
11/28/93 W UA 73, at UCI 67

UC RIVERSIDE (4-1)

12/7/02 W at UA 95, UCR 66
12/17/08 W at UA 53, UCR 48
12/23/09 L at UCR 65, UA 53
12/21/13 W at UA 75, UCR 59
11/29/19 W at UA 70, UCR 27

UC SANTA BARBARA (11-6)

1/3/80 L UCSB 75, at UA 62
1/7/81 L at UCSB 68, UA 56
1/13/82 W UA 65, at UCSB 64
12/2/83 W at UA 70, UCSB 53
12/19/90 L UCSB 103, at UA 74
11/23/97 W at UA 107, UCSB 74
12/19/98 W UA 78, at UCSB 71
11/30/99 W at UA 86, UCSB 76
11/26/00 W UA 71, at UCSB 63
1/14/02 L UCSB 94, at UA 80
11/25/03 L at UCSB 75, UA 65
12/16/04 W at UA 96, UCSB 80
12/19/05 L at UCSB 86, UA 63
11/23/08 W at UA 54, UCSB 47
11/16/13 W UA 51, at UCSB 49
11/25/14 W at UA 61, UCSB 34
12/21/19 W at UA 61, UCSB 42

UNC GREENSBORO (1-0)

12/4/04 W at UA 98, UNCG 48

UNLV (6-3)

2/8/75 W at UA 96, UNLV 63
1/30/76 L at UNLV 117, UA 51
11/30/78 L at UNLV 106, UA 63
1/2/82 L at UNLV 80, UA 56
12/6/00 W at UA 91, UNLV 74
12/22/02 W UA 101, at UNLV 73
12/28/11 W at UA 62, UNLV 58
11/13/12 W UA 83, at UNLV 82
3/19/22 W UA 72, UNLV 67

U.S. INTERNATIONAL (3-0)

12/11/79 W at UA 64, USIU 63
12/1/84 W at UA 60, USIU 52
1/12/85 W UA 66, at USIU 58

UTAH STATE (6-8)

2/22/73 L n/a (neutral)
3/9/74 L n/a (neutral)
2/1/75 W UA 55, at USU 54
3/7/75 L USU 72, vs. UA 51
1/24/76 L USU 60, at UA 59
1/15/77 L at USU 100, UA 72
1/28/78 L USU 72, at UA 65
2/2/79 L at USU 105, UA 63
1/27/84 W at UA 72, USU 53
1/11/86 W at UA 79, USU 50
12/4/86 W UA 75, at USU 41
3/17/11 L at USU 03, UA 95
12/21/16 W at UA 61, USU 57
11/17/17 W UA 65, at USU 69

VANDERBILT (1-2)

12/1/92 L Vandy 73, at UA 63
12/29/94 L at Vandy 79, UA 39
11/25/21 W UA 48, vs. Vandy 46

VIRGINIA (1-3)

12/2/88 L at UVA 87, UA 58
11/26/94 L UA 60, vs. UVA 56
3/15/98 W at UA 94, UVA 77
11/28/03 L UVA 70, vs. UA 65

WAKE FOREST (2-1)

12/3/95 W at UA 63, WFU 47
11/25/13 L WFU 70, at UA 58
12/7/14 W UA 72, at WFU 69 OT

WAYLAND BAPTIST (2-0)

12/2/82 W UA 68, vs. WBU 65
12/3/83 W at UA 68, WBU 58

WEBER STATE (5-4)

1/31/75 W UA 65, at WSU 56
1/23/76 L WSU 72, at UA 66
1/14/77 L at WSU 73, UA 70
1/27/78 L WSU 72, at UA 67
2/3/79 L at WSU 99, UA 76
12/28/93 W UA 92, at WSU 78
12/10/95 W at UA 92, WSU 46
12/5/05 W at UA 80, WSU 53
12/16/12 W at UA 81, WSU 49

WEST TEXAS STATE (4-0)

1/12/79 W UA 82, vs. WTSU 68
12/6/79 W UA 73, vs. WTSU 53
12/21/79 W UA 76, at WTSU 56
1/4/80 W at UA 62, WTSU 48

WEST VIRGINIA (2-0)

11/27/82 W UA 65, vs. WVU 61
3/17/23 W UA 75, vs. WVU 62

WESTERN ILLINOIS (1-0)

12/27/89 W at UA 73, WIU 71

WESTERN KENTUCKY (2-0)

3/21/96 W UA 80, vs. WKU 72
3/14/97 W UA 76, vs. WKU 54

WESTERN MICHIGAN (1-0)

12/27/92 W at UA 76, WMU 48

WESTERN NEW MEXICO (3-0)

2/5/86 W UA 81, at WNMU 55
12/19/86 W at UA 98, WNMU 55
12/16/88 W at UA 96, WNMU 64

WICHITA STATE (2-1)

12/4/81 L WSU 82, vs. UA 71
11/12/10 W UA 81 at WSU, 72 (OT)
11/18/11 W at UA 74, WSU 60

WISCONSIN (2-0)

11/24/84 W UA 67, vs. Wisc. 64
1/26/03 W UA 62, at Wisc. 55

WISCONSIN-GREEN BAY (1-2)

11/13/98 W UA 84, vs. UWGB 65
1/3/06 L UWGB 82, at UA 70
12/20/07 L at UWGB 81, UA 59

WYOMING (6-3)

3/8/74 L n/a (neutral)
3/9/74 W n/a (neutral)
2/14/75 L UW 60, at UA 53
2/6/76 W UA 57, at UW 53
1/28/77 W at UA 56, UW 53
2/4/78 W at UA 58, UW 55
2/9/79 L at UW 73, UA 72
12/1/95 W at UA 80, UW 61
3/31/19 W at UA 67, UW 45

YOUNGSTOWN STATE (1-0)

11/26/82 W UA 75, vs. YSU 52



All-Time Record vs. Top 25

45-231

All-Time Record vs. Top 10

13-136

All-Time Record vs. Top 5

4-57



DATE	OPPONENT	RESULT
3/19/23	at #7 Maryland	L, 64-77
3/2/23	vs. #19 UCLA	L, 59-73
2/21/23	#21 Colorado	W, 61-42
2/17/23	#4 Utah	W, 82-72
2/9/23	#6 Stanford	L, 60-84
2/3/23	at #14 UCLA	W, 71-66
1/15/23	at #10 Utah	L, 79-80
1/8/23	vs. #18 Oregon	W, 79-71
1/2/23	at #2 Stanford	L, 57-73
12/18/22	vs. #18 Baylor	W, 75-54
3/21/22	vs. #17 North Carolina	L, 45-63
2/4/22	vs. #19 Oregon	W, 63-48
1/30/2022	at #2 Stanford	L, 69-75
1/23/2022	vs. #21 Colorado	W, 75-56
11/12/2021	vs. #6 Louisville	W, 61-59 OT
4/4/2021	vs. #2 Stanford	L, 54-53
4/2/2021	vs. #1 UConn	W, 69-59
3/29/2021	vs. #11 Indiana	W, 66-53
3/28/2021	vs. #4 Texas A&M	W, 74-59
3/5/2021	vs. #9 UCLA	L, 49-58
2/22/2021	at #4 Stanford	L, 48-62
2/8/2021	at #11 Oregon	W, 79-59
1/14/2021	vs. #10 Oregon	W, 57-41
1/1/2021	vs. #1 Stanford	L, 54-81
12/4/2020	vs. #9 UCLA	W, 68-68
3/7/2020	vs. #3 Oregon	L, 70-88
2/28/2020	vs. #4 Stanford	W, 73-72 OT
2/9/2020	at #9 Oregon State	W, 65-58 OT
2/7/2020	at #3 Oregon	L, 52-85
1/31/2020	vs. #8 UCLA	W, 92-66
1/24/2020	vs. #16 Arizona State	W, 59-53
1/12/2020	vs. #2 Oregon	L, 64-71
1/10/2020	vs. #3 Oregon State	L, 61-63
1/5/2020	at #10 UCLA	L, 58-70
11/17/2019	at #22 Texas	W, 83-58
3/8/2019	vs. #6 Oregon	L, 63-77
3/3/2019	vs. #9 Oregon State	L, 60-65 2OT
3/1/2019	vs. #6 Oregon	L, 54-83
2/22/2019	at #7 Stanford	L, 54-56
2/1/2019	at #21 Arizona State	L, 47-60
1/20/2019	at #5 Oregon	L, 60-93
1/18/2019	at #10 Oregon State	L, 64-86
1/13/2019	vs. #6 Stanford	L, 48-78
1/11/2019	vs. #24 California	W, 60-55
12/30/2019	vs. #17 Arizona State	W, 51-39
2/25/2018	vs. #8 Oregon	L, 61-74
2/23/2018	vs. #12 Oregon State	L, 40-65
2/9/2018	at #8 UCLA	L, 46-69
1/26/2018	at #23 California	L, 39-63

DATE	OPPONENT	RESULT	DATE	OPPONENT	RESULT
1/14/2018	at #22 Oregon State	L, 48-88	2/4/2012	vs. #4 Stanford	L, 51-91
1/12/2018	at #8 Oregon	L, 44-62	3/11/2011	vs. #2 Stanford	L, 71-100
1/7/2018	vs. #23 California	L, 51-53	2/24/2011	vs. #9 UCLA	L, 70-74
1/5/2018	vs. #24 Stanford	L, 46-61	2/5/2011	vs. #3 Stanford	L, 61-91
2/24/2017	vs. #15 UCLA	L, 56-79	1/29/2011	vs. #10 UCLA	L, 60-70
2/10/2017	at #10 Washington	L, 55-91	1/6/2011	vs. #4 Stanford	L, 54-87
2/5/2017	vs. #11 Oregon State	L, 57-65	11/26/2010	vs. #8 Texas A&M	L, 78-87
1/29/2017	at #13 UCLA	L, 49-69	2/27/2010	vs. #2 Stanford	L, 48-75
1/20/2017	at #10 Stanford	L, 46-73	1/30/2010	vs. #2 Stanford	L, 62-82
1/13/2017	vs. #8 Washington	L, 73-90	3/13/2009	#2 Stanford	L, 46-77
1/1/2017	vs. #13 Stanford	L, 55-77	3/7/2009	at #9 California	L, 48-51
12/29/2016	vs. #21 California	L, 64-74	3/5/2009	at #2 Stanford	L, 67-70
3/4/2016	vs. #12 UCLA	L, 51-72	1/4/2009	vs. #11 Stanford	L, 61-70
2/26/2016	at #14 UCLA	L, 53-80	1/2/2009	vs. #13 California	L, 46-56
2/12/2016	at #14 Stanford	L, 58-82	11/25/2008	vs. #5 Texas A&M	L, 44-54
2/7/2016	vs. #14 UCLA	L, 39-71	02/16/2008	vs. #9 California	L, 45-66
1/29/2016	at #9 Oregon State	L, 43-71	02/14/2008	vs. #6 Stanford	L, 46-69
1/24/2016	vs. #8 Arizona State	L, 47-62	1/19/2008	vs. #8 California	L, 45-66
1/22/2016	at #8 Arizona State	L, 49-61	1/17/2008	vs. #7 Stanford	L, 64-89
1/4/2016	vs. #21 California	W, 57-52	11/10/2007	vs. #20 Pittsburgh	L, 58-81
1/2/2016	vs. #11 Stanford	L, 34-59	3/3/2007	#7 Stanford	L, 55-65
2/15/2015	vs. #8 Oregon State	L, 48-73	2/24/2007	#8 Arizona State	L, 54-59
2/8/2015	vs. #12 Stanford	W, 60-57	1/27/2007	#20 California	L, 64-84
1/23/2015	vs. #8 Oregon State	L, 55-73	1/25/2007	#9 Stanford	L, 76-86
1/16/2015	vs. #13 Stanford	L, 47-77	12/30/2006	at #18 California	L, 48-65
1/10/2015	vs. #18 Arizona State	L, 54-71	12/28/2006	at #14 Stanford	L, 58-86
1/8/2015	vs. #18 Arizona State	L, 41-88	12/22/2006	at #10 Arizona State	L, 62-89
1/5/2015	vs. #23 Washington	L, 69-79	12/5/2006	#23 New Mexico	L, 63-76
2/16/2014	vs. #6 Stanford	L, 48-74	11/18/2006	at #1 Maryland	L, 61-75
2/14/2014	vs. #22 California	L, 49-65	11/17/2006	#25 George Washington	L, 65-69
2/9/2014	vs. #11 Arizona State	W 68-49	3/4/2006	#13 Stanford	L, 50-77
2/4/2014	vs. #11 Arizona State	L, 36-60	2/25/2006	at #11 Arizona State	L, 45-81
1/20/2014	vs. #19 California	L, 64-79	2/18/2006	#11 Stanford	L, 76-87
1/17/2014	vs. #4 Stanford	L, 53-96	1/19/2006	at #14 Stanford	L, 51-82
3/3/2013	vs. #16 UCLA	L, 57-68	12/22/2005	#10 Arizona State	L, 59-83
2/15/2013	vs. #21 Colorado	L, 42-55	12/11/2005	at #8 Maryland	L, 67-92
2/10/2013	vs. #6 California	L, 86-91	11/26/2005	#20 Utah	L, 63-66
2/8/2013	vs. #4 Stanford	L, 43-73	3/22/2005	#2 LSU	L, 43-76
1/25/2013	vs. #19 UCLA	L, 57-73	2/3/2005	at #2 Stanford	L, 74-91
1/20/2013	vs. #21 Colorado	L, 36-79	1/29/2005	#20 Maryland	L, 77-84 OT

Arizona vs. Ranked Opponents



DATE	OPPONENT	RESULT
1/16/2005	at #19 UCLA	W, 84-73
1/9/2005	#8 Stanford	L, 66-78
1/3/2005	at #21 Arizona State	L, 47-69
12/12/2004	at #11 Georgia	L, 62-70
11/17/2004	at #10 Ohio State	L, 45-78
3/21/2004	vs. #23 Michigan State	L, 60-72
3/08/2004	vs. #12 Stanford	L, 46-51
2/05/2004	vs. #7 Stanford	W, 88-83
1/10/2004	vs. #7 Stanford	L, 62-84
1/04/2004	vs. #17 Louisiana State	L, 67-77
11/25/2003	vs. #16 UC Santa Barbara	L, 65-75
3/10/2003	vs. #9 Stanford	L, 49-59
3/9/2003	vs. #25 Washington	W, 74-51
2/27/2003	vs. #9 Stanford	W, 79-64
2/06/2003	vs. #20 Washington	W, 79-66
12/29/2002	vs. #6 Stanford	L, 74-82
11/30/2002	vs. #8 Georgia	W, 70-49
11/22/2002	vs. #3 Louisiana State	L, 71-78 (OT)
1/24/2002	vs. #3 Stanford	L, 62-76
12/19/2001	vs. #6 Stanford	L, 57-81
11/24/2001	vs. #15 Notre Dame	W, 72-70
2/24/2001	vs. #23 Arizona State	L, 67-70 (OT)
2/1/2001	vs. #22 Oregon	W, 88-76
1/6/2001	vs. #21 Stanford	W, 68-65
12/19/2000	vs. #9 Auburn	L, 66-69
11/20/2000	vs. #5 Notre Dame	L, 65-95
3/20/2000	vs. #2 Tennessee	L, 60-75
2/19/2000	vs. #24 UCLA	L, 66-80
1/20/2000	vs. #12 UCLA	L, 68-79
12/29/1999	vs. #23 Kansas	L, 68-71
11/30/1999	vs. UC Santa Barbara	W, 86-76
3/14/1999	vs. #9 Rutgers	L, 47-90
3/6/1999	vs. #16 UCLA	L, 77-85
2/21/1999	vs. #18 Oregon	L, 76-82
1/21/1999	vs. #25 Oregon	W, 78-74
1/2/1999	vs. #9 UCLA	L, 77-84
12/27/1998	vs. #9 Colorado State	L, 70-80
12/6/1998	vs. #2 Louisiana Tech	L, 72-85
11/19/1998	vs. #1 Purdue	L, 58-65
3/21/1998	vs. #3 Connecticut	L, 57-74
3/15/1998	vs. #17 Virginia	W, 94-77
2/28/1998	vs. #5 Stanford	L, 90-108
2/5/1998	vs. #21 Washington	L, 73-77
1/12/1998	vs. #11 Stanford	W, 91-90
1/10/1998	vs. #7 Washington	W, 93-62
12/30/1997	vs. #4 Louisiana Tech	L, 64-75
12/7/1997	vs. #12 Nebraska	W, 68-56
3/16/1997	vs. #6 Georgia	L, 74-80
3/14/1997	vs. #25 W. Kentucky	W, 76-54
3/6/1997	vs. #3 Stanford	L, 65-90
1/5/1997	vs. #3 Stanford	L, 68-91
11/17/1996	vs. #11 Louisiana Tech	L, 60-73
3/7/1996	vs. #3 Stanford	L, 61-77
2/24/1996	vs. #15 Oregon State	L, 66-76
1/24/1996	vs. #15 Oregon State	W, 72-58
1/6/1996	vs. #7 Stanford	L, 55-77
3/2/1995	vs. #17 Washington	L, 68-71
2/23/1995	vs. #21 Oregon State	L, 69-93
2/18/1995	vs. #24 S. California	L, 63-71
2/9/1995	vs. #9 Stanford	L, 72-100
2/4/1995	vs. #13 Washington	L, 71-79
1/26/1995	vs. #24 Oregon	W, 78-74
1/19/1995	vs. #24 USC	L, 54-85
1/14/1995	vs. #5 Stanford	L, 51-86
1/2/1995	vs. #1 Tennessee	L, 57-109
12/29/1994	vs. #8 Vanderbilt	L, 39-79

DATE	OPPONENT	RESULT
11/26/1994	vs. #8 Virginia	L, 56-60
11/25/1994	vs. #15 Florida	L, 76-94
3/3/1994	vs. #19 Washington	L, 76-79
2/20/1994	vs. #7 USC	L, 63-85
2/10/1994	vs. #14 Stanford	L, 57-88
2/5/1994	vs. #17 Washington	L, 49-66
1/20/1994	vs. #9 S. California	L, 65-76
1/15/1994	vs. #11 Stanford	L, 64-87
12/7/1993	vs. #1 Tennessee	L, 63-65
3/13/1993	vs. #15 USC	L, 62-78
3/6/1993	vs. #9 Stanford	L, 60-79
2/7/1993	vs. #23 California	W, 73-72 (OT)
2/5/1993	vs. #9 Stanford	L, 52-69
1/7/1993	vs. #16 S. California	L, 54-68
12/5/1992	vs. #10 Texas	L, 57-81
12/1/1992	vs. #3 Vanderbilt	L, 63-73
2/29/1992	vs. #8 Stanford	L, 66-97
2/1/1992	vs. #21 California	L, 67-91
1/30/1992	vs. #3 Stanford	L, 77-92
1/11/1992	vs. #13 Washington	L, 61-86
3/9/1991	vs. #12 Washington	L, 62-91
2/23/1991	vs. #11 Stanford	L, 79-116
1/24/1991	vs. #8 Stanford	L, 65-94
1/3/1991	vs. #13 Washington	L, 71-94
12/29/1990	vs. #11 Louisiana Tech	L, 68-92
12/4/1990	vs. #11 Long Beach State	L, 62-106
3/10/1990	vs. #4 Washington	L, 43-67
2/24/1990	vs. #3 Stanford	L, 70-113
1/25/1990	vs. #2 Stanford	L, 69-92
1/4/1990	vs. #11 Washington	L, 63-88
12/28/1989	vs. #25 Mississippi	W, 67-61
3/3/1989	vs. #4 Stanford	L, 56-95
2/4/1989	vs. #4 Stanford	L, 68-94
12/11/1988	vs. #20 Colorado	W, 75-69
12/2/1988	vs. #10 Virginia	L, 58-87
3/11/1988	vs. #12 Washington	L, 52-73
3/5/1988	vs. #13 Washington	L, 44-95
2/19/1988	vs. #15 S. California	L, 69-92
2/6/1988	vs. #6 Stanford	L, 49-64
1/23/1988	vs. #23 USC	L, 79-94
1/8/1988	vs. #11 Stanford	L, 71-101
1/2/1988	vs. #8 Rutgers	L, 54-77

DATE	OPPONENT	RESULT
2/21/1987	vs. #19 Washington	L, 52-75
2/14/1987	vs. #18 USC	L, 57-96
1/9/1987	vs. #15 S. California	L, 60-96
2/15/1986	vs. #7 S. California	L, 67-83
1/16/1986	vs. #5 S. California	L, 72-92
2/28/1985	vs. #10 S. California	L, 62-70
2/14/1985	vs. #14 San Diego State	L, 56-63
2/2/1985	vs. #9 S. California	L, 40-68
1/25/1985	vs. #3 Long Beach State	L, 67-86
2/25/1984	vs. #3 S. California	L, 58-85
2/18/1984	vs. #8 Long Beach State	L, 53-77
1/20/1984	vs. #8 Long Beach State	L, 61-75
1/13/1984	vs. #5 S. California	L, 53-74
3/5/1983	vs. #11 Arizona State	L, 74-77
2/25/1983	vs. #9 Long Beach State	L, 67-94
2/12/1983	vs. #18 UCLA	L, 55-79
2/11/1983	vs. #2 S. California	L, 66-78
1/29/1983	vs. #14 Arizona State	L, 52-72
1/15/1983	vs. #1 S. California	L, 68-80
1/14/1983	vs. #17 UCLA	L, 65-66
1/8/1983	vs. #8 Long Beach State	L, 69-106
2/20/1982	vs. #17 Arizona State	L, 63-74
2/13/1982	vs. #2 S. California	L, 58-79
2/4/1982	vs. #9 Long Beach State	L, 48-84
1/27/1982	vs. #18 Arizona State	L, 68-78
1/15/1982	vs. #2 S. California	L, 60-93
1/8/1982	vs. #5 Long Beach State	L, 53-77
2/14/1981	vs. #8 S. California	L, 47-93
2/13/1981	vs. #6 UCLA	L, 80-89
2/7/1981	vs. #7 Long Beach State	L, 43-68
1/17/1981	vs. #6 UCLA	L, 53-90
1/16/1981	vs. #12 S. California	L, 51-111
1/10/1981	vs. #4 Long Beach State	L, 39-93
1/3/1981	vs. #15 Oregon	L, 58-94
2/9/1980	vs. #7 Long Beach State	L, 58-92
1/18/1990	vs. #20 UCLA	L, 43-122
1/11/1990	vs. #6 Long Beach State	L, 51-110
2/17/1979	vs. #13 UCLA	L, 46-98
1/8/1977	vs. #7 UCLA	L, 56-98





2022-23

Week	AP	Coaches
Preseason	19	19
Nov. 14/15 (1)	18	18
Nov. 21/22	15	14
Nov. 28/29	14	13
Dec. 5/6	12	12
Dec. 12/13	20	17
Dec. 19/20	18	16
Dec. 26/27	18	15
Jan. 2/3	15	13
Jan. 9/10	14	10
Jan. 16/17	19	15
Jan. 23/24	19	14
Jan. 30/31	22	20
Feb. 6/7	17	15
Feb. 13/14	18	18
Feb. 20/21	14	14
Feb. 27/28	21	20
Mar. 6/7	24	22
Final/Mar. 13	25	23
Final	-	NR

2021-22

Week	AP	Coaches
Preseason	22	15
Nov. 15 (1)	11	-
Nov. 23	9	12
Nov. 30	7	11
Dec. 6/7	6	10
Dec. 13/14	4	8
Dec. 20/21	4	5
Dec. 27/28	4	5
Jan. 3/4	4	5
Jan. 10/11	7	7
Jan. 17/18	10	9
Jan. 24/25	8	8
Jan. 31/Feb. 1	8	8
Feb. 7/8	6	7
Feb. 14/15	8	7
Feb. 21/22	12	11
Feb. 28/Mar. 1	T14	13
Mar. 7/8	20	16
Final	19	18

2020-21

Week	AP	Coaches
Preseason	7	8
Nov. 30 (1)	7	8
Dec. 7	6	6
Dec. 14	6	6
Dec. 21	6	7
Dec. 28	6	8
Jan. 4	7	10
Jan. 11	11	13
Jan. 18	10	10
Jan. 25	10	9
Feb. 1	9	9
Feb. 8	10	8
Feb. 15	10	7
Feb. 22	9	9
Mar. 1	11	11
Mar. 8	11	11
Mar. 15	11	11
Final	11	12

2019-20

Week	AP	Coaches
Nov. 18/19 (2)	NR	24
Nov. 25/26	24	22
Dec. 2/3	20	19
Dec. 9/10	18	19
Dec. 16/17	18	19
Dec. 23/24	18	18
Dec. 30/31	18	18
Jan. 6/7	18	19
Jan. 13/14	21	22
Jan. 20/21	18	19
Jan. 27/28	16	17
Feb. 3/4	12	12
Feb. 10/11	12	12
Feb. 17/18	11	11
Feb. 24/25	13	13
Mar. 2/3	13	14
Mar. 9/10	13	12
Final	12	12

2004-05

Week	AP	Coaches
Preseason	24	24
Nov. 15 (1)	22	21
Nov. 22/23	25	24
Nov. 29/30	NR	25
Dec. 6/7	24	23
Dec. 20/21	NR	25
Dec. 27/28	NR	25

2003-04

Week	AP	Coaches
Preseason	23	22
Nov. 17 (1)	22	21
Nov. 24/25	21	18
Dec. 1/2	NR	25
Dec. 29/30	NR	25
Feb. 9/10	24	NR

2002-03

Week	AP	Coaches
Dec. 2 (3)	21	NR
Dec. 9/10	19	24
Dec. 16/17	23	24
Dec. 23/24	21	21
Dec. 30/31	20	20
Jan. 6/7	18	18
Jan. 13/14	22	21
Jan. 20/21	19	19
Jan. 27/28	24	22
Feb. 3/4	NR	25
Feb. 10/11	24	23
Feb. 17/18	25	24
Feb. 24/25	24	24
Mar. 3/4	22	24
Mar. 10/11	21	22
Final	22	22

2000-01

Week	AP	Coaches
Jan. 8/9 (9)	22	24
Jan. 15/16	19	23
Jan. 22/23	23	25
Jan. 29/30	NR	23
Feb. 5/6	22	19
Feb. 12/13	NR	23
Feb. 19/20	NR	23
Feb. 26/27	NR	25



1999-00

Week	AP	Coaches
Preseason	25	24
Nov. 15 (1)	25	24
Nov. 22/23	24	23
Nov. 29/30	21	23
Dec. 6/7	19	19
Dec. 13/14	17	16
Dec. 20/21	14	14
Dec. 27/28	19	15
Jan. 3/4	18	15
Jan. 10/11	20	18
Jan. 17/18	16	14
Jan. 24/25	18	15
Jan. 31/1	19	15
Feb. 7/8	16	14
Feb. 14/15	15	14
Feb. 21/22	23	19
Feb. 28/1	20	16
Mar. 6/7	22	20
Final	21	20

1998-99

Week	AP	Coaches
Preseason	21	21
Nov. 16 (1)	NR	21

1997-98

Week	AP	Coaches
Preseason	15	15
Nov. 17 (1)	14	15
Nov. 24/25	12	13
Dec. 1/2	11	12
Dec. 8/9	8	9
Dec. 15/16	7	7
Dec. 22/23	11	9
Dec. 29/30	10	8
Jan. 5/6	10	10
Jan. 12/13	9	10
Jan. 19/20	7	9
Jan. 26/27	10	11
Feb. 2/3	8	9
Feb. 9/10	9	11
Feb. 16/17	8	10
Feb. 23/24	7	8
Mar. 2/3	9	8
Final	9	8



All-Time Coaching Records

Year	Coach	Overall			Conference	Conference			Place
		W	L	Pct.		W	L	Pct.	
1972-73	Lois Sheldahl	8	4	.667					
1973-74	Lois Sheldahl	11	4	.733					
Totals		19	8	.704					
1974-75	Nancy Trego	12	4	.750	Intermountain	9	2	.818	T-2nd
1975-76	Nancy Trego	6	8	.429	Intermountain	6	7	.462	
1976-77	Nancy Trego	3	13	.188	Intermountain	3	11	.214	
1977-78	Nancy Trego	4	14	.222	Intermountain	3	10	.231	
Totals		25	39	.391		21	30	.412	
1978-79	Lori Woodman	6	18	.250	Intermountain	5	8	.385	T-8th
1979-80	Lori Woodman	9	17	.346	Western Collegiate	1	11	.083	7th
Totals		15	35	.300		6	19	.240	
1980-81	Judy LeWinter	2	21	.087	Western Collegiate	1	11	.083	7th
1981-82	Judy LeWinter	10	21	.323	Western Collegiate	0	12	.000	7th
1982-83	Judy LeWinter	10	17	.370	Western Collegiate	2	12	.143	T-7th
1983-84	Judy LeWinter	8	20	.267	Western Collegiate	1	13	.071	T-7th
1984-85	Judy LeWinter	7	21	.250	Western Collegiate	1	13	.071	8th
Totals		37	100	.270		5	61	.076	
1985-86	Wendy Larry	19	9	.679	Pac-West	4	4	.500	T-2nd
1986-87	Wendy Larry	11	18	.379	Pac-10	4	14	.222	T-8th
Totals		30	27	.526		8	28	.222	
1987-88	June Olkowski	5	23	.179	Pac-10	2	16	.111	10th
1988-89	June Olkowski	11	17	.393	Pac-10	6	12	.333	T-8th
1989-90	June Olkowski	12	17	.413	Pac-10	5	13	.277	T-8th
1990-91	June Olkowski	6	25	.240	Pac-10	1	17	.059	10th
Totals		34	82	.293		14	58	.194	
1991-92	Joan Bonvicini	9	19	.321	Pac-10	3	15	.167	10th
1992-93	Joan Bonvicini	13	14	.481	Pac-10	7	11	.388	8th
1993-94	Joan Bonvicini	15	12	.556	Pac-10	8	10	.444	7th
1994-95	Joan Bonvicini	11	19	.366	Pac-10	6	12	.300	7th
1995-96	Joan Bonvicini	22	8	.733	Pac-10	10	8	.556	T-3rd
1996-97	Joan Bonvicini	23	8	.742	Pac-10	12	6	.667	T-4th
1997-98	Joan Bonvicini	23	7	.767	Pac-10	14	4	.778	T-2nd
1998-99	Joan Bonvicini	18	11	.621	Pac-10	12	6	.667	4th
1999-00	Joan Bonvicini	25	7	.781	Pac-10	13	5	.722	T-2nd
2000-01	Joan Bonvicini	20	12	.625	Pac-10	9	9	.500	5th
2001-02	Joan Bonvicini	14	14	.500	Pac-10	10	8	.556	T-6th
2002-03*	Joan Bonvicini	21	8	.724	Pac-10	12	4	.750	T-2nd
2003-04	Joan Bonvicini	24	9	.727	Pac-10	14	4	.778	T-1st
2004-05	Joan Bonvicini	20	12	.625	Pac-10	11	7	.611	5th
2005-06	Joan Bonvicini	8	22	.267	Pac-10	3	15	.167	9th
2006-07	Joan Bonvicini	11	21	.344	Pac-10	4	14	.222	9th
2007-08	Joan Bonvicini	10	20	.333	Pac-10	4	14	.222	T-8th
Totals		287	223	.562		152	162	.484	
2008-09	Niya Butts	12	19	.387	Pac-10	4	14	.222	T-8th
2009-10	Niya Butts	14	17	.452	Pac-10	6	12	.333	8th
2010-11	Niya Butts	21	12	.636	Pac-10	10	8	.556	4th
2011-12	Niya Butts	15	17	.469	Pac-12	3	15	.167	12th
2012-13	Niya Butts	12	18	.400	Pac-12	4	14	.222	T-10th
2013-14	Niya Butts	5	25	.167	Pac-12	1	17	.056	12th
2014-15	Niya Butts	10	20	.333	Pac-12	3	15	.167	T-11th
2015-16	Niya Butts	13	19	.406	Pac-12	3	15	.167	11th
Totals		102	147	.410		24	110	.179	
2016-17	Adia Barnes	14	16	.467	Pac-12	5	13	.278	T-9th
2017-18	Adia Barnes	6	24	.200	Pac-12	2	16	.111	11th
2018-19	Adia Barnes	24	13	.649	Pac-12	7	11	.389	8th
2019-20	Adia Barnes	24	7	.774	Pac-12	12	6	.667	4th
2020-21	Adia Barnes	21	6	.778	Pac-12	13	4	.765	3rd
2021-22	Adia Barnes	21	8	.724	Pac-12	10	6	.625	4th
2022-23	Adia Barnes	22	10	.688	Pac-12	11	7	.611	4th
Totals		132	84	.611		60	63	.488	
Totals		682	746	.478		291	532	.354	

Team records for 2002-03 were 22-9 overall and 13-5 Pac-10 but Bonvicini was not on the sidelines for two contests.



INDIVIDUAL

GAMES PLAYED

Career: 154, Sam Thomas, 2017-22

GAMES STARTED

Career: 154, Sam Thomas, 2017-22

MINUTES PLAYED

Season: 1,322, Aari McDonald, 2019
 Career: 5,125, Sam Thomas, 2017-22

MINUTES PLAYED AVERAGE

Season: 39.6, Ashley Frazier, 2009
 Career: 35.5, Davellyn Whyte, 2009-13

POINTS SCORED

Game: 44, Aari McDonald at Texas, 11/17/19
 Season: 890, Aari McDonald, 2019
 Career: 2,237, Adia Barnes, 1995-98

SCORING AVERAGE

Season: 24.1 ppg, Aari McDonald, 2019
 Career: 21.9 ppg, Aari McDonald, 2018-21

FIELD GOALS MADE

Game: 15, A.Whisonant, at Oregon State, 1/3/08
 15, Adia Barnes vs. Arizona State, 1/7/95
 15, Jill Longanecker vs. N. Colorado, 2/24/79
 Season: 311, Aari McDonald, 2019
 Career: 881, Adia Barnes, 1995-98

FIELD GOALS ATTEMPTED

Game: 30, Aari McDonald, at Utah, 1/6/19
 Season: 688, Aari McDonald, 2019
 Career: 1,731, Adia Barnes, 1995-98

FIELD GOAL PERCENTAGE

Game: .917 (11-12), Tatum Brown vs. Colorado State, 12/6/99 (min. 10 attempts)
 .917 (11-12), Dana Patterson at USC, 1/23/88
 Season: .615 (32-52), Aaronette Vonleh, 2021-22
 Career: .584 (366-627), Marte Alexander, 1995-98

THREE-POINT FIELD GOALS MADE

Game: 7, Taryn Griffey vs. Gardner-Webb 12/21/15
 7, Kama Griffiths at UNLV, 11/13/12
 7, Lisa Griffith at Washington, 1/15/00
 7, Lisa Griffith vs. California, 3/8/97
 7, Lisa Griffith at USC, 2/16/97
 Season: 92, Lisa Griffith, 1997
 Career: 285, Lisa Griffith, 1997-2000

THREE-POINT FIELD GOALS ATTEMPTED

Game: 14, Davellyn Whyte vs. UTEP, 11/23/12
 14, Aari McDonald at SDSU, 12/2/18
 Season: 234, Lisa Griffith, 1997
 Career: 747, Lisa Griffith, 1997-2000

THREE-POINT FIELD GOAL PERCENTAGE (MIN. FIVE ATTEMPTS)

Game: .857 (6-7), Jade Loville at New Mexico, 12/4/22
 Season: .442 (19-43), Shawn Coder, 1994
 Career: .390 (106-272), Monika Crank, 1996-2000

FREE THROWS MADE

Game: 20, Aari McDonald vs. LMU, 11/13/18
 Season: 203, Aari McDonald, 2019
 Career: 472, Elizabeth Pickney, 1999-2002
 472, Adia Barnes, 1995-98

FREE THROWS ATTEMPTED

Game: 23, Aari McDonald vs. LMU, 11/13/18
 Season: 269, Aari McDonald, 2019
 Career: 671, Davellyn Whyte, 2009-13
 671, Adia Barnes, 1995-98

FREE THROW PERCENTAGE (MIN. 14 ATTEMPTS)

Game: 1.000 (14-14), Aari McDonald at Texas, 11/17/19
 Season: .893 (100-112), Kirsten Smith, 1986
 Career: .838 (196-234), Reiko Thomas, 2008-2012

REBOUNDS

Game: 25, J. Longanecker vs. W. Texas State, 1/12/79
 Season: 352, Ify Ibekwe, 2010
 Career: 1,194, Ify Ibekwe, 2008-11

REBOUNDING AVERAGE

Season: 11.6 rpg, Ify Ibekwe, 2009
 Career: 10.3 rpg, Ify Ibekwe, 2008-11

PERSONAL FOULS

Season: 116, Margo Clark, 1991
 Career: 413, Adia Barnes, 1995-98

DISQUALIFICATIONS

Season: 11, Adrienne Stowers, 1987

ASSISTS

Game: 16, Reshea Bristol vs. Washington, 1/13/01
 16, Brenda Pantoja vs. UCLA, 2/15/96
 16, Reshea Pantoja vs. San Diego, 12/16/95
 Season: 278, Brenda Pantoja, 1996
 Career: 688, Brenda Pantoja, 1992-96

STEALS

Game: 9, Brenda Pantoja vs. S. Utah, 12/13/95
 9, Stacie Tave vs. E. Washington, 12/3/93
 9, Julie Schulz vs. BYU, 1/26/79
 Season: 96, Reshea Bristol, 2001
 96, Aari McDonald, 2019
 Career: 304, Dee-Dee Wheeler, 2002-05

TURNOVERS

Game: 14, Brenda Pantoja vs. Washington, 3/2/96
 Season: 181, Reshea Bristol, 2001
 Career: 537, Brenda Pantoja, 1992-96

BLOCKED SHOTS

Game: 9, Shawntinice Polk vs. California, 3/1/03
 Season: 80, Shawntinice Polk, 2004
 80, Shawntinice Polk, 2003
 Career: 222, Shawntinice Polk, 2003-05

DOUBLE-DOUBLES

Season: 21, Shawntinice Polk, 2003
 Career: 55, Ify Ibekwe, 2008-11

TRIPLE-DOUBLES

Season: 1, Davellyn Whyte, 2013
 Career: 1, Davellyn Whyte, 2009-13





TEAM

Most Games Played: 37 (2019)
 Most Wins: 25 (2000)
 Most Conference Wins: 14 (2004, '98)
 Fewest Wins: 2 (1981)
 Most Losses: 25 (1991, 2014)
 Fewest Losses: 4 (1973, '74, '75)
 Highest Winning Percentage: .781 (25-7, 2000)
 Best Home Record: 14-0 (2004)
 Most Home Wins: 17 (2019)

LONGEST WIN STREAK

In-season: 13 games (11/5/19-1/3/20)
 Overall: 19 games (3/21/19-1/3/20)

LONGEST LOSING STREAK

In-season: 15 games (12/19/90-2/9/91)
 Overall: 15 games (12/19/90-2/9/91 & 2/6/88-12/9/88)

LONGEST HOME WIN STREAK

In-season: 14 games (11/22/03-2/21/04)
 Overall: 34 games (11/30/02-1/7/05)

MOST POINTS

1st Half: 59 vs. Western New Mexico, 12/19/86
 2nd Half: 63, twice, last vs. Oregon, 1/16/10
 Game: 119 vs. Oregon, 1/16/10
 Season: 2,521 (2001)

MOST OPPONENT POINTS

Game: 117 at UNLV, 1/30/76
 Season: 2,698 (1991)

FEWEST POINTS

Game: 31 vs. Oregon State, 3/8/08
 Season: 1,111 (1988)

FEWEST OPPONENT POINTS

Game: 16 vs. Northern Arizona, 2/22/74
 Season: 1,392 (1988)

HIGHEST SCORING AVERAGE

78.8 (2521 points, 32 games, 2001)

HIGHEST OPPONENT SCORING AVERAGE

87.3 (2094 points, 24 games, 1979)

LOWEST SCORING AVERAGE

56.1 (1291 points, 23 games, 1981)

LOWEST OPPONENT SCORING AVERAGE

55.3 (1492 points, 27 games, 2021)

HIGHEST SCORING MARGIN

Game: +63 (105-41) at UPR-Mayaguez, 12/20/00
 Season: +12.9 ppg (1997)

LARGEST LOSING MARGIN

79 points (43-122) at UCLA, 1/18/80

MOST FIELD GOALS MADE

Game: 46 vs. Oregon, 12/31/10
 Season: 939 (2019)

MOST OPPONENT FIELD GOALS MADE

Game: 53 at UCLA, 1/18/80
 Season: 1,007 (1991)

FEWEST FIELD GOALS MADE

Game: 11, at UCLA, 2/12/09
 Season: 526 (1981)

FEWEST OPPONENT FIELD GOALS MADE

Game: 9, vs. UC Riverside, 11/29/19
 Season: 546 (2021)

MOST FIELD GOALS ATTEMPTED

Game: 93 at Weber State, 2/3/79
 Season: 2,165 (2019)

MOST OPPONENT FIELD GOALS ATTEMPTED

Game: 99 vs. Arizona State, 11/24/78
 Season: 2,218 (1991)

FEWEST FIELD GOALS ATTEMPTED

Game: 29 at Southwest Texas State, 12/7/92
 Season: 1,471 (2022)

FEWEST OPPONENT FIELD GOALS ATTEMPTED

Game: 40 vs. Utah State, 1/27/84
 Season: 1,478 (2021)

HIGHEST FIELD GOAL PERCENTAGE

Game: .659 (29-44) vs. USC, 1/15/04
 Season: .489 (862-1762, 1996)

HIGHEST OPPONENT FIELD GOAL PERCENTAGE

Game: .678 (40-59) at USC, 2/14/87
 Season: .473 (813-1719, 2006)

LOWEST FIELD GOAL PERCENTAGE

Game: .194 (13-67) vs. CS-Fullerton, 2/8/80
 Season: .364 (620-1705, 2018)

LOWEST OPPONENT FIELD GOAL PERCENTAGE

Game: .194 (12-62) vs. Rice, 11/14/04
 Season: .369 (564-1748, 2021)

MOST THREE-POINT FIELD GOALS MADE

Game: 15 at Georgia Southern, 11/11/11
 Season: 236 (2019)

MOST OPPONENT THREE-POINT FIELD GOALS MADE

Game: 16, twice, last at Washington, 2/8/01
 Season: 244 (2018)

FEWEST THREE-POINT FIELD GOALS MADE

Season: 28 (1988)

FEWEST OPPONENT THREE-POINT FIELD GOALS MADE

Season: 51 (1988)

MOST THREE-POINT FIELD GOALS ATTEMPTED

Game: 36 vs. New Mexico, 12/12/21
 Season: 618 (2020)

MOST OPPONENT THREE-POINT FIELD GOALS ATTEMPTED

Game: 39, at Stanford 1/28/18
 Season: 726 (2019)

FEWEST THREE-POINT FIELD GOALS ATTEMPTED

Season: 127 (1991)

HIGHEST THREE-POINT FIELD GOAL PERCENTAGE (MIN. 15 ATTEMPTS)

Game: .750 (12-16), vs. Washington, 2/14/21
 Season: .382 (155-406, 1996)

HIGHEST OPPONENT THREE-POINT FIELD GOAL PERCENTAGE

Game: .667 twice, last at NAU, 12/17/21
 Season: .378 (51-135), 1988

LOWEST THREE-POINT PERCENTAGE

Season: .207 (28-135), 1988

LOWEST OPPONENT THREE-POINT FIELD GOAL PERCENTAGE

Season: .290 (117-403), 1998

MOST FREE THROWS MADE

Game: 37 vs. Oregon State, 1/23/99
 Season: 564 (2000)

MOST OPPONENT FREE THROWS MADE

Game: 40 vs. USC, 2/28/87
 Season: 583 (1985, 1991)

FEWEST FREE THROWS MADE

Game: 1, three times, last vs. Stanford, 3/10/03
 Season: 224 (1979)

FEWEST OPPONENT FREE THROWS MADE

Game: 0, twice, last vs. Wash. State, 2/8/03
 Season: 249 (2009)

MOST FREE THROWS ATTEMPTED

Game: 46, three times, last vs. Oregon State, 1/23/99
 Season: 813 (2000)

MOST OPPONENT FREE THROWS ATTEMPTED

Game: 48 by Stanford, 2/28/98
 Season: 843 (1991)

FEWEST FREE THROWS ATTEMPTED

Game: 3 vs. Northern Arizona, 11/24/89
 Season: 380 (1981)

FEWEST OPPONENT FREE THROWS ATTEMPTED

Game: 2, five times, last vs. Stanford, 4/4/21
 Season: 369 (2009)

HIGHEST FREE THROW PERCENTAGE (MIN. 20 ATTEMPTS)

Game: 1.000 (20-20) vs. Notre Dame, 11/24/01
 Season: .763 (318-417, 2018)

HIGHEST OPPONENT FREE THROW PERCENTAGE

Game: .955 (21-22) at Rutgers, 3/14/99
 Season: .779 (364-467)

LOWEST FREE THROW PERCENTAGE

Season: .577 (224-388, 1979)

LOWEST OPPONENT FREE THROW PERCENTAGE

Season: .608 (420-691, 1980)

MOST TOTAL REBOUNDS

Game: 68 vs. Cal State Fullerton, 12/8/95
 Season: 1,316 (2019)

MOST OPPONENT TOTAL REBOUNDS

Game: 71 at UCLA, 1/18/80
 Season: 1,458 (1982)

FEWEST TOTAL REBOUNDS

Game: 19, vs. Arizona State (3/1/18)
 Season: 785 (1983)



FEWEST OPPONENT TOTAL REBOUNDS

Game: 20, twice, last vs. Sam Houston State, 12/4/98
 Season: 973 (2022)

HIGHEST REBOUND AVERAGE

Season: 43.9 (1184 rebounds, 27 games, 1994)

HIGHEST OPPONENT REBOUND AVERAGE

Season: 49.0 (1273 rebounds, 26 games, 1980)

LOWEST REBOUND AVERAGE

Season: 29.1 (785 rebounds, 27 games, 1983)

LOWEST OPPONENT REBOUND AVERAGE

Season: 33.6 (973 rebounds, 29 games, 2022)

HIGHEST REBOUNDING MARGIN

Game: +37 (68-31) vs. CS Fullerton, 12/8/95
 Season: +5.1 rpg (40.4 - 35.3, 1986)

OPPONENT HIGHEST REBOUND MARGIN

Game: +40 (21-61) vs. Utah, 1/27/79
 Season: +8.6 (40.5 - 31.9, 2018)

MOST PERSONAL FOULS

Game: 38 at UNLV, 11/30/78
 Season: 722 (1991)

MOST OPPONENT FOULS

Game: 38 vs. Arizona State, 11/24/78
 Season: 692 (2001)

FEWEST PERSONAL FOULS

Game: 7 vs. Oregon State, 1/2/11
 Season: 429 (2020)

FEWEST OPPONENT PERSONAL FOULS

Game: 6, vs. North Carolina, 3/21/22
 Season: 412 (1981)

MOST DISQUALIFICATIONS

36 (1980)

MOST OPPONENT DISQUALIFICATIONS

19 (1984)

MOST ASSISTS

Game: 30, four times, last vs. N. Arizona, 11/15/10
 Season: 581 (1996)

MOST OPPONENT ASSISTS

Game: 34 at Stanford, 1/25/90
 Season: 595 (1991)

FEWEST ASSISTS

Game: 0 at California, 1/5/79
 Season: 289 (1981)

FEWEST OPPONENT ASSISTS

Game: 2 vs. Rutgers, 11/27/21
 Season: 316 (1979)

MOST TURNOVERS

Game: 57 at UNLV, 11/30/78
 Season: 842 (1991)

MOST OPPONENT TURNOVERS

Game: 43 vs. Northern Arizona, 12/15/90
 Season: 779 (1998)

FEWEST TURNOVERS

Game: 3, vs. Oregon St., 2/6/22
 Season: 327 (2020)

FEWEST OPPONENT TURNOVERS

Game: 4 by Stanford, 2/27/10
 Season: 402 (2018)

MOST BLOCKS

Game: 15 vs. UC Irvine, 12/14/81
 Season: 146 (2019)

MOST OPPONENT BLOCKS

Game: 12 at Vanderbilt, 12/29/94
 Season: 117 (2023)

FEWEST BLOCKS

Season: 28 (1989)

FEWEST OPPONENT BLOCKS

Season: 48 (1980)

MOST STEALS

Game: 26 vs. Northern Arizona, 12/15/90
 Season: 399 (1997)

MOST OPPONENT STEALS

Game: 26 vs. Long Beach State, 1/25/85
 Season: 437 (1991)

FEWEST STEALS

Game: 0 vs. Oregon, 1/27/94
 Season: 161 (1980)

FEWEST OPPONENT STEALS

Game: 0 three times, last vs. Oregon State, 2/6/22
 Season: 159 (2022)

MOST DOUBLE-DOUBLES

Season: 26, 2003

MOST TRIPLE-DOUBLES

Season: 1, 2013

All records for single season unless otherwise noted. Single-game records primarily from 1979 season to present.



PAC-10/12 PLAY - INDIVIDUAL

POINTS

Game: 39, Davellyn Whyte vs. Oregon, 1/16/10
Season: 455, Aari McDonald (2019)

SCORING AVERAGE

Season: 25.3, Aari McDonald (2019)

FIELD GOALS MADE

Game: 15, Ashley Whisonant at Oregon State, 1/3/08
15, Adia Barnes vs. Arizona State, 1/7/95
Season: 160, Aari McDonald (2019)

FIELD GOALS ATTEMPTED

Game: 30, Aari McDonald at Utah, 1/6/19
Season: 356, Aari McDonald (2019)

FIELD GOAL PERCENTAGE

Game: .917 (11-12), Dana Patterson at USC,
1/23/88 (min. 12 attempts)
Season: .639 (129-202), Shawntinice Polk, 2003

THREE-POINT FIELD GOALS MADE

Game: 7, three times, last by Lisa Griffith at
Washington, 1/15/00
Season: 55, Lisa Griffith, 1997

THREE-POINT FIELD GOALS ATTEMPTED

Game: 12, twice, last by Reshea Bristol vs.
Stanford, 3/8/01
Season: 150, Lisa Griffith, 1997

THREE-POINT FIELD GOAL PERCENTAGE (MIN. FIVE ATTEMPTS)

Game: .833 (5-6), three times, last by
Sam Thomas at UCLA, 1/26/22
Season: .500 (27-54), Dee-Dee Wheeler, 2002

FREE THROWS MADE

Game: 15, Davellyn Whyte vs. USC, 2/26/11
15, twice, last by Elizabeth Pickney vs.
Oregon, 2/2/02
Season: 95, Adia Barnes, 1998

FREE THROWS ATTEMPTED

Game: 20, Angela Lackey vs. Stanford, 1/8/00
Season: 141, Aari McDonald (2019)

FREE THROW PERCENTAGE (MIN. 12 ATTEMPTS)

Game: 1.000 (13-13), Sam Thomas
at Utah, 2/21/20
Season: .953 (41-43), Madison Conner, 2023

REBOUNDS

Game: 22, Ify Ibekwe vs. Arizona State, 2/13/11
Season: 209, Shawntinice Polk, 2004

REBOUNDING AVERAGE

Season: 11.6, Shawntinice Polk, 2004

ASSISTS

Game: 16, twice, last by Reshea Bristol vs.
Washington, 1/13/01
Season: 150, Brenda Pantoja, 1996

TURNOVERS

Game: 12, twice, last by Regina Grennan at
Oregon State, 2/12/88
Season: 118, Reshea Bristol, 2001

BLOCKED SHOTS

Game: 9, Shawntinice Polk vs. California, 3/1/03
Season: 50, Shawntinice Polk, 2003

STEALS

Game: 9, Dee-Dee Wheeler at California, 2/5/05
Season: 62, Dee-Dee Wheeler, 2004

PERSONAL FOULS

Season: 75, Adrienne Stowers, 1987

MINUTES PLAYED

Season: 894, Yolanda Turner, 1987

Bold: Current Players

School records in Pac-10 play begin with the 1986-87 season.

PAC-10/12 PLAY - TEAM

Most Pac-12 Wins: 14, 2004 and 1998
Fewest Pac-12 Wins: 1, 1991, 2014
Most Pac-12 Losses: 17, 1991, 2014
Fewest Pac-12 Losses: 4, 2021, 2004 and 1998
Best Pac-12 Winning Percentage: .778 (14-4), 2004, '98

MOST POINTS

Game: 119 vs. Oregon, 1/16/10
Season: 1,401, 1998

OPPONENT MOST POINTS

Game: 116 at Stanford, 2/23/91
Season: 1,663, 1991

FEWEST POINTS

Game: 38, 3x, last at Colorado, 2/23/20
Season: 939, 2018

OPPONENT FEWEST POINTS

Game: 33, vs. California, 1/3/21
Season: 970, 2021

HIGHEST SCORING AVERAGE

Season: 77.8, 1998

OPPONENT HIGHEST SCORING AVERAGE

Season: 92.4, 1991

LOWEST SCORING AVERAGE

Season: 52.2, 2018

OPPONENT LOWEST SCORING AVERAGE

Season: 57.1, 2021

LARGEST SCORING MARGIN

Game: +50 (107-57) vs. Wash. State, 1/10/02
Season: +12.0 (73.7-61.7), 2003

OPPONENT LARGEST SCORING MARGIN

Game: +51 (95-44) at Washington, 3/5/88
Season: +19.7 (71.9-52.2), 2018

MOST FIELD GOALS MADE

Game: 46 vs. Oregon, 12/31/10
Season: 522, 1989

OPPONENT MOST FIELD GOALS MADE

Game: 47 vs. Stanford, 2/24/90
Season: 614, 1991

FEWEST FIELD GOALS MADE

Game: 11, twice, last vs. UCLA, 2/12/09
Season: 325, 2018

OPPONENT FEWEST FIELD GOALS MADE

Game: 13 at Oregon State, 2/6/00
13 vs. Arizona State, 12/30/18
Season: 336, 2022

MOST FIELD GOALS ATTEMPTED

Game: 81, twice, last vs. Arizona State, 1/7/95
Season: 1,212, 1989

OPPONENT MOST FIELD GOALS ATTEMPTED

Game: 87, four times, last vs. Oregon, 12/31/10
Season: 1,321, 1991



FEWEST FIELD GOALS ATTEMPTED

Game: 36 at Oregon State, 2/13/10
Season: 903, 2022

OPPONENT FEWEST FIELD GOALS ATTEMPTED

Game: 40 by California, 1/3/21
Season: 357, 2021

HIGHEST FIELD GOAL PERCENTAGE (MIN. 50 ATTEMPTS)

Game: .648 (46-71) vs. Oregon, 12/31/10
Season: .481 (520-1081), 2003

OPPONENT HIGHEST FIELD GOAL PERCENTAGE (MIN. 50 ATTEMPTS)

Game: .678 (40-59) at USC, 2/14/87
Season: .492 (535-1088), 1987

LOWEST FIELD GOAL PERCENTAGE

Game: .220 (11-50), vs. UCLA, 2/12/09
Season: .335 (325-969), 2018

OPPONENT LOWEST FIELD GOAL PERCENTAGE

Game: .213 (13-61) at Oregon State, 2/6/00
Season: .373 (403-1081), 2003

MOST THREE-POINT FIELD GOALS MADE

Game: 13 vs. Stanford, 1/12/98
Season: 117, 2020

OPPONENT MOST THREE-POINT FIELD GOALS MADE

Game: 16 twice, last at Oregon State (1/14/18)
Season: 163, 2018

FEWEST THREE-POINT FIELD GOALS MADE

Season: 21, 1988

OPPONENT FEWEST THREE-POINT FIELD GOALS MADE

Season: 32, 1988

MOST THREE-POINT FIELD GOALS ATTEMPTED

Game: 31 vs. Arizona State, 12/10/20
Season: 349, 2006

OPPONENT MOST THREE-POINT FIELD GOALS ATTEMPTED

Game: 39 at Stanford, 1/28/18
Season: 448, 2018

FEWEST THREE-POINT FIELD GOALS ATTEMPTED

Season: 93, 1991

OPPONENT FEWEST THREE-POINT FIELD GOALS ATTEMPTED

Season: 96, 1988

HIGHEST THREE-POINT FIELD GOAL PERCENTAGE (MIN. 15 ATTEMPTS)

Game: .750 (12-16) vs. Washington, 2/14/21
Season: .382 (102-267), 2002

OPPONENT HIGHEST THREE-POINT FIELD GOAL PERCENTAGE (MIN. 15 ATTEMPTS)

Game: .667 (12-18) vs. USC, 1/16/97
Season: .381 (74-194), 1991

LOWEST THREE-POINT FIELD GOAL PERCENTAGE

Season: .210 (21-100), 1988

OPPONENT LOWEST THREE-POINT FIELD GOAL PERCENTAGE

Season: .279 (89-319), 2013

MOST FREE THROWS MADE

Game: 37 vs. Oregon State, 1/23/99
Season: 349, 1999

OPPONENT MOST FREE THROWS MADE

Game: 40 vs. USC, 2/28/87
Season: 361, 1991

FEWEST FREE THROWS MADE

Game: 1 at Arizona State, 1/27/01
Season: 189, 2018

OPPONENT FEWEST FREE THROWS MADE

Game: 0, twice, last vs. Wash. State, 2/8/03
Season: 153, 2009

MOST FREE THROWS ATTEMPTED

Game: 46, twice, last vs. Oregon State, 1/23/99
Season: 478, 1999

OPPONENT MOST FREE THROWS ATTEMPTED

Game: 48, at Stanford, 2/28/98
Season: 522, 1991

FEWEST FREE THROWS ATTEMPTED

Game: 4, at California, 2/7/93
Season: 246, 2018

OPPONENT FEWEST FREE THROWS ATTEMPTED

Game: 2, vs. California, 1/6/00
Season: 223, 2009

HIGHEST FREE THROW PERCENTAGE (MIN. 20 ATTEMPTS)

Game: .909 (20-22), twice, last vs. Oregon State,
3/2/00
Season: .818 (238-291), 2020

OPPONENT HIGHEST FREE THROW PERCENTAGE (MIN. 20 ATTEMPTS)

Game: .952 (20-21) at Oregon, 2/21/99
Season: .812 (229-282), 2022

LOWEST FREE THROW PERCENTAGE

Game: .200 (1-5), at Arizona State, 1/27/01
Season: .629 (249-396), 1996

OPPONENT LOWEST THREE-POINT PERCENTAGE

Game: .000 (0-3), at Stanford, 1/6/01
Season: .631 (234-371), 1996

MOST REBOUNDS

Game: 63 vs. Washington State, 2/11/93
Season: 770, 1994

OPPONENT MOST REBOUNDS

Game: 62, twice, last at Wash. State, 1/16/93
Season: 841, 1991

FEWEST REBOUNDS

Game: 19 vs. Arizona State, 3/1/18
Season: 469, 2022

OPPONENT FEWEST REBOUNDS

Game: 20 by Arizona State, 3/7/87
Season: 535, 2022

HIGHEST REBOUNDING AVERAGE

Season: 42.8, 1994

OPPONENT HIGHEST REBOUNDING AVERAGE

Season: 46.7, 1991

LOWEST REBOUNDING AVERAGE

Season: 29.3, 2022

OPPONENT LOWEST REBOUNDING AVERAGE

Season: 32.9, 2000

LARGEST REBOUNDING MARGIN

Game: +32 (62-30) vs. Arizona State, 3/12/94
Season: +4.1 (37.0-32.9), 2000

OPPONENT LARGEST REBOUNDING MARGIN

Game: +30 (52-22) at Stanford, 1/30/10
Season: +14 (43.4-29.4), 2018

MOST PERSONAL FOULS

Game: 34 at Oregon State, 1/23/97
Season: 437, 1991

OPPONENT MOST PERSONAL FOULS

Game: 32 at Arizona State, 2/16/91
Season: 392, 1991

FEWEST PERSONAL FOULS

Game: 7 vs. Oregon State, 1/2/11
Season: 245, 2018

OPPONENT FEWEST PERSONAL FOULS

Game: 8, twice, last vs. Oregon, 1/26/96
Season: 255, 2022

MOST ASSISTS

Game: 30 vs. California, 1/4/96
Season: 329, 1996

OPPONENT MOST ASSISTS

Game: 34 at Stanford, 1/25/90
Season: 352, 1991

FEWEST ASSISTS

Game: 4, several, last vs. Stanford, 2/27/10
Season: 162, 2009

OPPONENT FEWEST ASSISTS

Game: 3, at Utah, 12/29/17
Season: 196, 2022

MOST TURNOVERS

Game: 38 at California, 2/3/89
Season: 478, 1991

OPPONENT MOST TURNOVERS

Game: 41 vs. Arizona State, 2/14/98
Season: 481, 1998

FEWEST TURNOVERS

Game: 3, vs. Oregon State, 2/6/22
Season: 186, 2022



McKALE CENTER - INDIVIDUAL

FIELD GOALS MADE

17, Karon Howell, USC vs. Arizona, 2/18/89

FIELD GOALS ATTEMPTED

31, twice, last by Falisha Wright, San Diego State vs. Arizona, 1/11/93

FIELD GOAL PERCENTAGE (MIN. 15 ATTEMPTS)

.941 (16-17), Kayte Christensen, UC Santa Barbara vs. Arizona, 1/14/02

THREE-POINT FIELD GOALS MADE

8, Danielle Viglione, Texas vs. Arizona, 12/21/93

THREE-POINT FIELD GOALS ATTEMPTED

16, Lindsay Logan, Fresno State vs. Bowling Green, 12/9/00

THREE-POINT FIELD GOAL PERCENTAGE (MIN. FIVE ATTEMPTS)

1.000 (7-7), Briann January, Arizona State vs. Arizona, 1/12/08

FREE THROWS MADE

21, Cheryl Miller, USC vs. Arizona, 2/28/85

FREE THROWS ATTEMPTED

26, Cheryl Miller, USC vs. Arizona, 2/28/85

FREE THROW PERCENTAGE (MIN. 12 ATTEMPTS)

1.000 (15-15), J. Bennett, Cal. vs. Arizona, 2/28/87
1.000 (12-12), A. Barnes, Arizona vs. TAMU, 12/10/97
1.000 (13-13) C. Prater, Kansas vs. Arizona 12/8/22

REBOUNDS

27, Kym Hampton, Arizona State vs. Arizona, 2/27/81

POINTS

46, Karon Howell, USC vs. Arizona, 2/18/89

ASSISTS

16, Reshea Bristol, Arizona vs. Washington, 1/13/01
16, Brenda Pantoja, Arizona vs. UCLA, 2/15/96

TURNOVERS

15, Carissa Meyer, Nevada vs. Arizona, 12/11/94

BLOCKED SHOTS

9, Shawntinice Polk, Arizona vs. California, 3/1/03

STEALS

9, five times, last by Brenda Pantoja, Arizona vs. Southern Utah, 12/13/95

TRIPLE-DOUBLES

1, Davellyn Whyte vs. Arizona State, 2/19/13

McKALE CENTER - TEAM

MOST FIELD GOALS MADE

50, USC vs. Arizona, 1/16/80

FEWEST FIELD GOALS MADE

11, Arizona vs. UCLA, 1/17/09

MOST FIELD GOALS ATTEMPTED

99, Arizona State vs. Arizona, 11/24/78

FEWEST FIELD GOALS ATTEMPTED

40, twice, last by Cal vs. Arizona, 1/3/21

HIGHEST FIELD GOAL PERCENTAGE (MIN. 50 ATTEMPTS)

.647 (44-68), USC vs. Arizona, 1/9/87

LOWEST FIELD GOAL PERCENTAGE

.194 (13-67), Rice vs. Arizona, 11/14/04

MOST THREE-POINT FIELD GOALS MADE

15, Stanford vs. Arizona, 1/17/14

MOST THREE-POINT FIELD GOALS ATTEMPTED

36, Arizona vs. New Mexico, 12/12/21

HIGHEST THREE-POINT FIELD GOAL PERCENTAGE (MIN. 10 ATTEMPTS)

.750 (12-16), Arizona vs. Washington, 2/14/21

MOST FREE THROWS MADE

40, USC vs. Arizona, 2/28/87

FEWEST FREE THROWS MADE

0, Washington State vs. Arizona, 2/8/03

MOST FREE THROWS ATTEMPTED

51, Saint Mary's vs. Western Illinois, 12/3/93

FEWEST FREE THROWS ATTEMPTED

2, Cal State Northridge vs. Arizona, 2/16/10

HIGHEST FREE THROW PERCENTAGE (MIN. 20 ATTEMPTS)

1.000 (20-20), Arizona vs. Notre Dame, 11/24/01

LOWEST FREE THROW PERCENTAGE

.000 (0-4), Washington State vs. Arizona, 2/8/03

MOST REBOUNDS

68, Arizona vs. Cal State Fullerton, 12/8/95

FEWEST REBOUNDS

19, Arizona vs. UCLA, 1/17/81

LARGEST REBOUNDING MARGIN

+40 (61-21), Utah vs. Arizona, 1/27/79

MOST PERSONAL FOULS

38, Arizona State vs. Arizona, 11/24/78

FEWEST PERSONAL FOULS

7, Marist vs. Arizona, 11/19/21

MOST POINTS IN A GAME

119, Arizona vs. Oregon, 1/16/10

MOST POINTS IN A FIRST HALF

62, Stanford vs. Arizona, 1/24/91

MOST POINTS IN A SECOND HALF

63, three times, last by Arizona vs. Oregon, 1/16/10

MOST POINTS IN ONE OVERTIME PERIOD

17, Arizona vs. California, 2/22/90

FEWEST POINTS IN A GAME

33, 2x, last California vs. Arizona, 1/3/21

FEWEST POINTS IN THE FIRST HALF

10, 2x, last California vs. Arizona, 1/3/21

FEWEST POINTS IN THE SECOND HALF

13, Arizona vs. Oklahoma State, 12/4/94

LARGEST SCORING MARGIN

+60 (111-51), USC vs. Arizona, 1/16/81

MOST ASSISTS

33, USC vs. Arizona, 1/16/81

FEWEST ASSISTS

2, Alabama A&M vs. Arizona, 12/29/09

MOST TURNOVERS

46, twice, last by Arizona vs. USC, 1/16/81

FEWEST TURNOVERS

3, Arizona vs. Oregon State, 2/6/22

MOST BLOCKED SHOTS

15, Arizona vs. UC Irvine, 12/14/81

MOST STEALS

26, three times, last by Arizona vs. Northern Arizona, 12/15/90

FEWEST STEALS

0, twice, last by Oregon State vs. Arizona, 2/2/08

Records are from the 1976-77 season to the present.

McKALE CENTER ATTENDANCE RECORDS

Rk.	Att.	Date	Opponent
1.	14,644	Apr. 6, 2019	Northwestern
2.	10,413	Feb. 4, 2022	Oregon
3.	10,160	Jan. 24, 2020	Arizona State
4.	10,132	Apr. 3, 2019	TCU
5.	9,868	Feb. 9, 2023	Stanford
6.	9,573	Mar. 19, 2022	UNLV
7.	9,495	Dec. 29, 2022	Arizona State
8.	8,884	Dec. 12, 2021	New Mexico
9.	8,542	Nov. 20, 2019	Prairie View A&M
10.	8,480	Feb. 13, 2022	Arizona State
11.	8,442	Nov. 22, 2016	North Texas
12.	8,333	Mar. 31, 2022	North Carolina
13.	8,256	Feb. 26, 2022	Southern California
14.	8,267	Feb. 19, 2023	Colorado
15.	8,238	Feb. 17, 2023	Utah

*All of the top 15 crowds have been during the Adia Barnes era

Top-10 Career Performances



GAMES PLAYED

	Player	Years	GP
1.	Sam Thomas	2017-22	154
2.	Cate Reese	2018-23	153
3.	Davellyn Whyte	2009-13	126
	Natalie Jones	2003-06	126
	Destiny Graham	2015-19	125
5.	Dee-Dee Wheeler	2002-05	124
6.	Aimee Grzyb	2001-04	123
7.	Lucia Alonso	2016-20	122
	Ashley Whisonant	2004-08	122
	Lisa Griffith	1997-00	122
	Felecity Willis	1997-00	122

GAMES STARTED (1985-PRESENT)

	Player	Years	GS
1.	Sam Thomas	2017-20	154
2.	Cate Reese	2018-23	153
3.	Davellyn Whyte	2009-13	126
4.	Dee-Dee Wheeler	2002-05	118
5.	Elizabeth Pickney	1999-2002	112
6.	Lisa Griffith	1997-00	110
	Adia Barnes	1995-98	110
8.	Aimee Grzyb	2001-04	105
9.	Regina Grennan	1987-90	104
10.	Ify Ibekwe	2007-11	100

TOTAL MINUTES PLAYED (1985-PRESENT)

	Player	Years	GP	Min.
1.	Sam Thomas	2017-22	154	5125
2.	Davellyn Whyte	2009-13	126	4244
3.	Cate Reese	2018-23	153	4101
4.	Dee-Dee Wheeler	2002-05	124	4032
5.	Aimee Grzyb	2001-04	123	3856
6.	Regina Grennan	1987-90	114	3700
7.	Ify Ibekwe	2008-11	116	3629
8.	Lisa Griffith	1997-00	122	3627
9.	Natalie Jones	2003-06	126	3594
10.	Brenda Pantoja	1992-96	114	3535

MINUTES PLAYED AVERAGE (1985-PRESENT, MIN. 60 GAMES PLAYED)

	Player	Years	GP	Min.	Avg.
1.	Joy Hollingsworth	2005-07	62	2128	34.3
2.	Ashley Frazier	2008-10	62	2116	34.1
3.	Aari McDonald	2018-21	93	3151	33.9
5.	Davellyn Whyte	2009-13	126	4243	33.7
6.	Sam Thomas	2017-22	154	5125	33.3
7.	Shanita Arnold	2010-12	65	2152	33.1
8.	Dee-Dee Wheeler	2002-05	124	4032	32.5
	Regina Grennan	1987-90	114	3700	32.5
10.	Ify Ibekwe	2008-10	84	2653	31.6

FIELD GOALS MADE

	Player	Years	GP	FGM
1.	Adia Barnes	1995-98	121	881
2.	Dee-Dee Wheeler	2002-05	124	762
3.	Cate Reese	2018-23	153	759
4.	Aari McDonald	2018-21	93	717
5.	Davellyn Whyte	2009-13	126	668
6.	Ify Ibekwe	2008-11	124	628
7.	Shawntinice Polk	2003-05	94	604
8.	Elizabeth Pickney	1999-2002	121	570
9.	Dana Patterson	1985-88	112	541
10.	Ashley Whisonant	2005-08	122	537

FIELD GOALS ATTEMPTED

	Player	Years	GP	FGA
1.	Adia Barnes	1995-98	121	1731
2.	Davellyn Whyte	2009-13	126	1713
3.	Dee-Dee Wheeler	2002-05	124	1679
4.	Aari McDonald	2018-21	93	1629
5.	Cate Reese	2018-23	153	1606
6.	Ify Ibekwe	2008-11	116	1335
7.	Ashley Whisonant	2005-08	122	1280
8.	Timi Brown	1987-91	114	1199
9.	Candice Warthen	2010-15	115	1187
10.	Pam Roberts	1979-82	102	1183

FIELD GOAL PERCENTAGE (MIN. 250 FGM)

	Player	Years	GP	FGM	FGA	Pct.
1.	Marte Alexander	1995-98	109	366	627	.584
2.	Shawntinice Polk	2003-05	94	604	1054	.573
3.	Kim Conway	1990-94	112	393	699	.562
4.	Dana Patterson	1985-88	112	541	1044	.518
5.	LaKeisha Taylor	1999-2002	116	274	531	.516
6.	Krista Warren	2000-03	113	375	731	.513
7.	Adia Barnes	1995-98	121	881	1731	.509
8.	Melissa Handley	1989-92	108	383	755	.507
9.	Anne McFadden	1979-82	102	276	548	.504
10.	Margo Clark	1991-94	84	384	771	.498

1,000-POINT SCORERS

	Player	Years	GP	FGM (3FG)	FTM	Pts.
1.	Adia Barnes	1995-98	121	881 (3)	472	2237
2.	Davellyn Whyte	2009-13	126	668 (274)	449	2059
3.	Aari McDonald	2018-21	93	717 (166)	441	2041
4.	Dee-Dee Wheeler	2002-05	124	762 (186)	256	1966
5.	Cate Reese	2018-23	153	759 (61)	372	1951
6.	Ify Ibekwe	2008-11	116	628 (35)	362	1653
7.	Elizabeth Pickney	1999-02	121	570 (8)	472	1620
8.	Shawntinice Polk	2003-05	94	604 (0)	259	1467
9.	Ashley Whisonant	2005-08	122	537(50)	327	1451
10.	Sam Thomas	2017-22	154	479 (219)	205	1382
11.	Timi Brown	1987-91	114	531 (16)	237	1315
12.	Dana Patterson	1985-88	112	541 (0)	221	1299
13.	Kirsten Smith	1983-86	108	454 (0)	356	1264
14.	LaBrittney Jones	2013-17	114	457 (26)	300	1263
15.	Reshea Bristol	1998-01	118	408 (91)	353	1260
16.	Aimee Grzyb	2001-04	123	439 (208)	141	1227
17.	Lisa Griffith	1997-00	122	387 (285)	140	1199
18.	Natalie Jones	2003-06	126	361 (117)	310	1149
19.	Yolanda Turner	1984-87	111	459 (0)	226	1144
20.	Candice Warthen	2010-15	115	430 (72)	196	1128
21.	Kim Conway	1990-94	112	393 (0)	274	1060
22.	Melissa Handley	1989-92	108	383 (9)	225	1000

THREE-POINT FIELD GOALS MADE

	Player	Years	GP	3FGM
1.	Lisa Griffith	1997-00	122	285
2.	Davellyn Whyte	2009-13	126	274
3.	Sam Thomas	2017-22	154	219
4.	Aimee Grzyb	2001-2004	123	208
5.	Brenda Pantoja	1992-96	114	190
6.	Dee-Dee Wheeler	2002-05	124	186
7.	Aari McDonald	2018-21	93	166
8.	Julie Brase	1999-2003	118	125
9.	Lucia Alonso	2016-20	122	120
10.	Natalie Jones	2003-06	126	117



Top-10 Career Performances

THREE-POINT FIELD GOALS ATTEMPTED

	Player	Years	GP	3FGA
1.	Davellyn Whyte	2009-13	126	813
2.	Lisa Griffith	1997-2000	122	747
3.	Sam Thomas	2017-22	154	589
4.	Aimee Grzyb	2001-2004	123	585
5.	Aari McDonald	2018-21	93	553
6.	Brenda Pantoja	1992-96	114	538
7.	Dee-Dee Wheeler	2002-05	124	530
8.	Natalie Jones	2003-06	126	386
9.	Julie Brase	1999-2003	118	345
10.	Kama Griffiths	2012-14	56	329

THREE-POINT FIELD GOAL PERCENTAGE (MIN. 200 ATTEMPTS)

	Player	Years	GP	3FG	3FGA	Pct.
1.	Lucia Alonso	2016-20	122	120	299	.401
2.	Monika Crank	1996-00	118	106	272	.390
3.	Lisa Griffith	1997-00	122	285	747	.382
4.	Sam Thomas	2017-22	154	219	589	.372
5.	Julie Brase	1999-03	118	125	345	.362
6.	Aimee Grzyb	2001-04	123	208	585	.356
7.	Brenda Pantoja	1992-96	114	190	538	.353
8.	Dee-Dee Wheeler	2002-05	124	186	530	.351
9.	Jacinda Sweet	1992-95	105	83	237	.350
10.	Brooke Jackson	2009-11	64	90	257	.350

FREE THROWS MADE

	Player	Years	GP	FTM
1.	Ashley Whisonant	2005-08	122	472
	Elizabeth Pickney	1999-2002	121	472
	Adia Barnes	1995-98	121	472
4.	Davellyn Whyte	2009-13	126	449
5.	Aari McDonald	2018-21	93	441
6.	Cate Reese	2018-23	153	372
7.	Ify Ibekwe	2008-11	116	362
8.	Kirsten Smith	1983-86	108	356
9.	Reshea Bristol	1998-01	118	353
10.	Natalie Jones	2003-06	126	310

FREE THROWS ATTEMPTED

	Player	Years	GP	FTA
1.	Adia Barnes	1995-98	121	671
2.	Elizabeth Pickney	1999-2002	121	614
3.	Davellyn Whyte	2009-13	126	594
4.	Aari McDonald	2018-21	93	575
5.	Ify Ibekwe	2008-11	116	562
6.	Cate Reese	2018-23	153	492
7.	Ashley Whisonant	2005-08	122	491
8.	Reshea Bristol	1998-01	118	489
9.	Marte Alexander	1995-98	109	457
	Kirsten Smith	1983-86	108	457

FREE THROW PERCENTAGE (MIN. 150 FTM)

	Player	Years	GP	FTM	FTA	Pct.
1.	Reiko Thomas	2008-12	110	242	292	.829
2.	Kirsten Smith	1983-86	108	356	457	.779
3.	Mikko Giordano	1995-98	121	153	198	.773
4.	Timi Brown	1987-91	114	237	307	.772
5.	Natalie Jones	2003-06	126	310	402	.771
6.	Elizabeth Pickney	1999-2002	121	472	614	.769
	Angela Lackey	1999-00	60	240	312	.769
8.	Aari McDonald	2018-21	93	441	575	.767
9.	Malena Washington	2014-17	92	157	206	.762
10.	Cate Reese	2018-23	153	372	492	.756
	Davellyn Whyte	2009-13	126	449	594	.756
	Tannis Overturf	1982-85	110	226	299	.756

SCORING AVERAGE (MIN. 800 POINTS)

	Player	Years	GP	TP	Avg.
1.	Aari McDonald	2018-21	93	2041	21.9
2.	Adia Barnes	1995-98	121	2237	18.5
3.	Miroslava Acosta	1986-86	54	960	17.8
4.	Davellyn Whyte	2009-13	126	2059	16.3
5.	Dee-Dee Wheeler	2002-05	124	1966	15.9
6.	Shawntinice Polk	2003-05	94	1467	15.6
7.	Joy Hollingsworth	2005-07	62	949	15.3
8.	Ify Ibekwe	2007-11	116	1653	14.3
9.	Angela Lackey	1999-00	60	811	13.5
10.	Elizabeth Pickney	1999-2002	121	1620	13.4

TOTAL REBOUNDS

	Player	Years	GP	Reb.
1.	Ify Ibekwe	2008-11	116	1194
2.	Cate Reese	2018-23	153	961
3.	Adia Barnes	1995-98	121	921
4.	Shawntinice Polk	2003-05	94	914
5.	Elizabeth Pickney	1999-2002	121	736
6.	Dana Patterson	1985-88	112	723
7.	Davellyn Whyte	2009-13	126	691
8.	Amina Njonkou	2006-09	101	690
9.	LaBrittney Jones	2013-17	114	688
10.	Kim Conway	1990-94	112	647

REBOUNTING AVERAGE (MIN. 600 REBOUNDS)

	Player	Years	GP	Reb.	Avg.
1.	Ify Ibekwe	2008-11	116	1194	10.3
2.	Shawntinice Polk	2003-05	94	914	9.7
3.	Adia Barnes	1995-98	121	921	7.6
4.	Amina Njonkou	2006-09	101	690	6.8
5.	Dana Patterson	1985-88	112	723	6.5
6.	Cate Reese	2018-23	153	961	6.3
7.	Elizabeth Pickney	1999-2002	121	736	6.1
8.	LaBrittney Jones	2013-2017	114	688	6.0
9.	Kim Conway	1990-94	112	647	5.8
10.	Krista Warren	2000-03	113	644	5.7

PERSONAL FOULS

	Player	Years	GP	PF
1.	Adia Barnes	1995-98	121	413
2.	Dana Patterson	1985-88	112	399
3.	Cate Reese	2018-23	153	363
4.	Sam Thomas	2017-22	154	346
5.	Ify Ibekwe	2008-11	116	327
6.	Natalie Jones	2003-06	126	321
7.	Melissa Handley	1989-92	108	318
8.	Ashley Whisonant	2005-08	122	315
9.	Davellyn Whyte	2009-13	126	314
	Regina Grennan	1987-90	114	314

ASSISTS

	Player	Years	GP	Assists
1.	Brenda Pantoja	1992-96	114	688
2.	Regina Grennan	1987-90	114	552
3.	Felecity Willis	1997-00	122	541
4.	Kirsten Smith	1983-86	108	493
5.	Dee-Dee Wheeler	2002-05	124	472
6.	Reshea Bristol	1998-01	118	471
7.	Lisa Griffith	1997-00	122	455
8.	Davellyn Whyte	2009-13	126	431
9.	Mary Klemm	1989-92	115	419
10.	Ashley Whisonant	2005-08	122	406

Top-10 Career Performances



STEALS

	Player	Years	GP	Steals
1.	Dee-Dee Wheeler	2002-05	124	304
2.	Davellyn Whyte	2009-13	126	266
3.	Sam Thomas	2017-21	125	264
4.	Reshea Bristol	1998-01	118	260
5.	Adia Barnes	1995-98	121	256
6.	Aari McDonald	2018-21	93	235
7.	Ify Ibekwe	2008-11	116	228
8.	Lisa Griffith	1997-00	122	225
9.	DeAngela Minter	1995-98	120	204
10.	Natalie Jones	2003-06	126	192

TURNOVERS

	Player	Years	GP	TO
1.	Brenda Pantoja	1992-96	114	537
2.	Regina Grennan	1987-90	114	490
3.	Davellyn Whyte	2009-13	126	480
4.	Reshea Bristol	1998-01	118	471
5.	Pam Roberts	1979-82	102	450
6.	Mary Klemm	1989-92	115	434
7.	Ashley Whisonant	2005-08	122	430
8.	Ify Ibekwe	2008-11	116	422
9.	Kirsten Smith	1983-86	108	415
10.	Jacinda Sweet	1992-95	105	383

BLOCKED SHOTS

	Player	Years	GP	Blocks
1.	Shawntinice Polk	2003-05	94	222
2.	Sam Thomas	2017-21	154	198
3.	Ify Ibekwe	2008-10	116	166
4.	LaBrittney Jones	2013-17	114	161
5.	Elizabeth Pickney	1999-2002	121	147
6.	Marte Alexander	1995-98	109	121
7.	Dana Patterson	1985-88	112	91
8.	Anne McFadden	1979-82	102	87
9.	Cate Reese	2018-23	153	80
10.	Margo Clark	1991-94	84	68

DOUBLE-DOUBLES

	Player	Years	GP	Dbl-Dbls
1.	Ify Ibekwe	2008-11	116	55
2.	Shawntinice Polk	2003-05	94	46
3.	Adia Barnes	1995-98	121	36
4.	Cate Reese	2018-23	153	22
5.	Amina Njonkou	2006-09	101	19
	Dana Patterson	1985-88	112	19
7.	Margo Clark	1991-93	84	14
8.	Davellyn Whyte	2009-13	126	12
9.	Elizabeth Pickney	1999-2002	121	11
10.	Tatum Brown	1999-00	45	10
	Brenda Pantoja	1992-96	114	10
	Bonnie Dove	1993-94	53	10

TRIPLE-DOUBLES

	Player	Years	GP	Tpl-Dbls
1.	Davellyn Whyte	2009-13	126	1

-2/19/13 – vs. ASU – 31 points, 16 rebounds, 10 assists

Bold: Current Player

Performances are from 1978-79 season to the present, unless otherwise noted. Players must compete for a minimum of two seasons to be eligible for career listing.



Top 10 Single-Season Performances

MINUTES PLAYED (1985-PRESENT)

	Player	Year	GP	Min.
1.	Aari McDonald	2019	37	1322
2.	Sam Thomas	2019	37	1265
3.	Ashley Frazier	2009	31	1229
4.	Dee-Dee Wheeler	2004	33	1133
5.	Brenda Pantoja	1996	30	1130
6.	Joy Hollingsworth	2007	32	1110
7.	Shanita Arnold	2012	32	1109
8.	Sam Thomas	2018	30	1088
	Lucia Alonso	2018	30	1088
10.	Davellyn Whyte	2012	32	1084

MINUTES PLAYED AVERAGE (1985-PRESENT)

	Player	Year	GP	MP	Avg.
1.	Ashley Frazier	2009	31	1229	39.6
2.	Brenda Pantoja	1996	30	1130	37.7
3.	Ashley Whisonant	2008	29	1083	37.3
	Kirsten Smith	1986	28	1045	37.3
5.	Lucia Alonso	2018	30	1088	36.3
	Sam Thomas	2018	30	1088	36.3
7.	Aari McDonald	2019	37	1322	35.7
	Regina Grennan	1990	29	1034	35.7
9.	Davellyn Whyte	2013	30	1064	35.5
10.	Natalie Jones	2006	30	1046	34.9

POINTS SCORED

	Player	Year	GP	FG (3FG)	FT	PTS
1.	Aari McDonald	2019	37	311(65)	203	890
2.	Adia Barnes	1998	30	249 (1)	154	653
3.	Adia Barnes	1997	31	232 (1)	133	598
4.	Aari McDonald	2020	29	210 (42)	134	596
5.	Dee-Dee Wheeler	2005	32	216 (52)	80	564
6.	Dee-Dee Wheeler	2004	33	220 (45)	73	558
7.	Aari McDonald	2021	27	196 (59)	104	555
8.	Shawntinice Polk	2004	33	230 (0)	89	549
9.	Davellyn Whyte	2012	32	1669 (71)	141	544
10.	Shawntinice Polk	2003	31	218 (0)	102	538

SCORING AVERAGE

	Player	Year	GP	PTS	Avg.
1.	Aari McDonald	2019	37	890	24.1
2.	Adia Barnes	1998	30	653	21.8
3.	Aari McDonald	2021	27	555	20.6
	Aari McDonald	2020	29	596	20.6
5.	Adia Barnes	1997	31	598	19.3
6.	Miroslava Acosta	1986	28	502	17.9
	Amy Gamble	1989	28	500	17.9
8.	Dee-Dee Wheeler	2005	32	564	17.6
	Miroslava Acosta	1987	26	458	17.6
10.	Shawntinice Polk	2003	31	538	17.4
	Adia Barnes	1996	30	522	17.4
	Margo Clark	1992	27	469	17.4

FIELD GOALS MADE

	Player	Year	GP	FGM
1.	Aari McDonald	2019	37	311
2.	Adia Barnes	1998	30	249
3.	Adia Barnes	1997	31	232
4.	Shawntinice Polk	2004	33	230
5.	Dee-Dee Wheeler	2004	33	220
6.	Shawntinice Polk	2003	31	218
7.	Dee-Dee Wheeler	2005	32	216
8.	Miroslava Acosta	1986	28	213
9.	Aari McDonald	2020	29	210
10.	Adia Barnes	1996	30	209

FIELD GOALS ATTEMPTED

	Player	Year	GP	FGA
1.	Aari McDonald	2019	37	688
2.	Dee-Dee Wheeler	2005	32	494
3.	Aari McDonald	2021	27	482
4.	Joy Hollingsworth	2007	32	478
5.	Adia Barnes	1998	30	472
6.	Dee-Dee Wheeler	2004	33	469
7.	Aari McDonald	2020	29	459
8.	Adia Barnes	1997	31	452
9.	Dee-Dee Wheeler	2003	31	441
10.	Davellyn Whyte	2011	33	440

FIELD GOAL PERCENTAGE (MIN. THREE FGM PER GAME PLAYED)

	Player	Year	GP	FGM	FGA	Pct.
1.	Jacque Barrington	1996	30	97	159	.610
2.	Shawntinice Polk	2003	31	218	358	.609
3.	Marte Alexander	1998	29	142	239	.594
4.	Kim Conway	1994	27	145	245	.592
5.	Tatum Brown	2000	32	154	261	.590
6.	Krista Warren	2003	31	158	269	.587
	LaKeisha Taylor	2001	32	111	189	.587
8.	Kim Conway	1991	31	125	214	.584
9.	Shawntinice Polk	2004	33	230	401	.574
10.	Tammy Leikem	1988	28	120	211	.569

THREE-POINT FIELD GOALS MADE

	Player	Year	GP	3FGM
1.	Lisa Griffith	1997	31	92
2.	Brenda Pantoja	1996	30	82
3.	Lisa Griffith	2000	32	73
4.	Davellyn Whyte	2012	32	71
5.	Davellyn Whyte	2013	30	70
6.	Davellyn Whyte	2010	31	67
	Joy Hollingsworth	2006	30	67
8.	Davellyn Whyte	2011	33	66
9.	Aari McDonald	2019	37	65
10.	Lisa Griffith	1998	30	64

THREE-POINT FIELD GOALS ATTEMPTED

	Player	Year	GP	3FGA
1.	Lisa Griffith	1997	31	234
2.	Aari McDonald	2019	37	231
3.	Joy Hollingsworth	2007	32	222
4.	Davellyn Whyte	2013	30	218
5.	Brenda Pantoja	1996	30	215
6.	Davellyn Whyte	2011	33	212
7.	Joy Hollingsworth	2006	30	201
	Davellyn Whyte	2012	32	193
9.	Kama Griffiths	2013	26	192
10.	Davellyn Whyte	2010	31	190

THREE-POINT FIELD GOAL PERCENTAGE (MIN. ONE 3FGM PER GAME PLAYED)

	Player	Year	GP	3FGM	3FGA	PCT
1.	Shawn Coder	1994	18	19	43	.442
2.	Jessica Arnold	2005	28	35	82	.427
3.	Taryn Griffey	2016	22	36	85	.424
4.	Lisa Griffith	2000	32	73	174	.420
5.	Monika Crank	1998	30	35	86	.407
6.	Dee-Dee Wheeler	2002	28	40	99	.404
7.	Andrea Constand	1996	30	58	144	.403
8.	Lisa Griffith	1997	31	92	234	.393
9.	Lucia Alonso	2018	30	43	110	.391
10.	Lucia Alonso	2019	33	37	95	.398

Top-10 Single Season Performances



FREE THROWS MADE

	Player	Year	GP	FTM
1.	Aari McDonald	2019	37	203
2.	Adia Barnes	1998	30	154
3.	Elizabeth Pickney	2002	28	146
4.	Davellyn Whyte	2012	32	141
5.	Elizabeth Pickney	2001	32	141
6.	Aari McDonald	2020	29	134
7.	Adia Barnes	1997	31	133
8.	Kirsten Smith	1984	28	132
9.	Davellyn Whyte	2013	30	123
10.	Natalie Jones	2006	30	121
	Reshea Bristol	2001	32	121
	Angela Lackey	1999	29	121

FREE THROWS ATTEMPTED

	Player	Year	GP	FTA
1.	Aari McDonald	2019	37	269
2.	Adia Barnes	1998	30	204
3.	Elizabeth Pickney	2001	32	195
4.	Davellyn Whyte	2012	32	186
5.	Adia Barnes	1997	31	182
6.	Kirsten Smith	1984	28	179
7.	Elizabeth Pickney	2002	28	175
8.	Shawntinice Polk	2003	31	171
9.	Aari McDonald	2020	29	170
	Shawntinice Polk	2004	33	170

FREE THROW PERCENTAGE (MIN. THREE FTM PER GAME PLAYED)

	Player	Year	GP	FTM	FTA	Pct.
1.	Kirsten Smith	1986	28	100	112	.893
2.	Elizabeth Pickney	2002	28	146	175	.834
3.	Janelle Thompson	1994	27	86	105	.819
4.	Reiko Thomas	2009	30	94	115	.817
5.	Natalie Jones	2006	30	121	149	.812
6.	Kirsten Smith	1985	26	83	105	.790
7.	Aari McDonald	2020	29	134	170	.788
	Angela Lackey	2000	32	119	151	.788
9.	LaKeisha Taylor	2002	27	81	106	.764
10.	Davellyn Whyte	2012	32	141	186	.758
	Elizabeth Pickney	1999	31	137	189	.758
	Timi Brown	1991	27	100	132	.758

REBOUNDS

	Player	Year	GP	REB
1.	Ify Ibekwe	2010	31	352
2.	Shawntinice Polk	2004	33	339
3.	Ify Ibekwe	2009	29	336
4.	Shawntinice Polk	2003	31	335
5.	Ify Ibekwe	2011	33	314
6.	Tonee Buntin	1982	28	284
7.	Dana Patterson	1987	29	279
8.	Esmery Martinez	2023	32	274
9.	Adia Barnes	1997	31	255
10.	Cate Reese	2019	37	250

REBOUND AVERAGE

	Player	Year	GP	REB	AVG
1.	Ify Ibekwe	2009	29	336	11.6
2.	Ify Ibekwe	2010	31	352	11.4
3.	Shawntinice Polk	2003	31	335	10.8
4.	Shawntinice Polk	2004	33	339	10.3
5.	Tonee Buntin	1982	28	284	10.1
6.	Ify Ibekwe	2011	32	314	9.8
7.	Dana Patterson	1987	29	278	9.6
8.	Amy Gamble	1989	28	249	8.9
9.	Esmery Martinez	2023	32	274	8.6
10.	Bonnie Dove	1994	27	227	8.4
	Margo Clark	1992	27	227	8.4

PERSONAL FOULS

	Player	Year	GP	PF
1.	Margo Clark	1991	31	116
2.	Adia Barnes	1996	30	113
3.	Adrienne Stowers	1987	29	112
	Melissa Handley	1991	31	112
5.	Atina Harris	1995	29	106
6.	Dominique McBryde	2019	36	105
7.	Shawntinice Polk	2004	33	103
	Adia Barnes	1998	30	103
9.	Marte Alexander	1997	31	102
	Dana Patterson	1988	28	102

DISQUALIFICATIONS

	Player	Year	GP	DQ
1.	Adrienne Stowers	1987	29	11
2.	Dana Patterson	1986	28	9
	Dana Patterson	1985	27	9
4.	Adia Barnes	1996	30	8
	Regina Grennan	1990	29	8
	Dana Patterson	1988	28	8
7.	Shawntinice Polk	2004	33	7
	JaLea Bennett	2018	30	7
9.	Six Players			

ASSISTS

	Player	Year	GP	AST
1.	Brenda Pantoja	1996	30	278
2.	Reshea Bristol	2001	32	242
3.	Brenda Pantoja	1995	30	191
4.	Aari McDonald	2019	37	172
5.	Felecity Willis	2000	32	169
6.	Regina Grennan	1990	29	164
7.	Shanita Arnold	2011	33	161
8.	Felecity Willis	1999	29	160
9.	Davellyn Whyte	2013	30	155
	Dee-Dee Wheeler	2004	33	155

STEALS

	Player	Year	GP	Steals
1.	Aari McDonald	2019	37	96
	Reshea Bristol	2001	32	96
3.	Dee-Dee Wheeler	2004	33	92
4.	Dee-Dee Wheeler	2005	32	90
5.	Adia Barnes	1997	31	86
	Keisha Anderson	1993	27	86
7.	Davellyn Whyte	2012	32	84
8.	Leslie Martin	1983	27	79
9.	Davellyn Whyte	2013	30	78
10.	Miroslava Acosta	1987	26	77

TURNOVERS

	Player	Year	GP	TO
1.	Reshea Bristol	2001	32	181
2.	Mary Klemm	1991	31	155
3.	Brenda Pantoja	1995	30	151
4.	Ashley Whisonant	2008	29	148
5.	Davellyn Whyte	2013	30	147
6.	Regina Grennan	1990	29	144
7.	Aari McDonald	2019	37	140
8.	Keisha Anderson	1993	27	138
9.	Jacinda Sweet	1994	27	137
10.	Regina Grennan	1988	28	136



Top-10 Single Season Performances

BLOCKS

	Player	Year	GP	BLK
1.	Shawntinice Polk	2004	33	80
	Shawntinice Polk	2003	31	80
3.	Shawntinice Polk	2005	30	62
	LaBrittney Jones	2017	30	62
5.	Marte Alexander	1998	29	53
	Tonee Buntin	1982	28	53
7.	Ify Ibekwe	2009	29	52
8.	Sam Thomas	2019	37	50
9.	Ify Ibekwe	2011	32	47
10.	Sam Thomas	2020	31	47
	Elizabeth Pickney	2001	32	47

DOUBLE-DOUBLES

	Player	Year	GP	Dbl-Dbls
1.	Shawntinice Polk	2003	31	21
2.	Ify Ibekwe	2010	31	18
3.	Ify Ibekwe	2009	29	16
	Shawntinice Polk	2004	33	16
5.	Tonee Buntin	1982	28	15
6.	Adia Barnes	1997	31	13
7.	Amina Njonkou	2008	30	11
	Margo Clark	1992	27	11
	Amy Gamble	1989	28	11
10.	Dana Patterson	1987	29	10

TRIPLE-DOUBLES

	Player	Year	GP	Trpl-Dbls
1.	Davellyn Whyte	2013	30	1

Bold: Current Player

Single season performances are from the 1977-78 season to present, unless otherwise noted. Players must have played in at least 75 percent of season's games to be eligible for listing. All three-point field goal categories extend from the inception of the shot in 1988 to present time.

Seniors

GAMES PLAYED

	Player	Year	GP
1.	Aimee Gryzb	2004	33
	Destiny Graham	2019	33
3.	Lauren Fields	2023	32
	Jade Loville	2023	32
	Esmery Martinez	2023	32
	Helena Pueyo	2023	32
	Cate Reese	2023	32
	Ify Ibekwe	2011	32
	Soana Lucet	2011	32
	Dee-Dee Wheeler	2005	32
	Reshea Bristol	2001	32
	Tatum Brown	2000	32
	Lisa Griffith	2000	32
	Felecity Willis	2000	32
	Joy Hollingsworth	2007	32
	Keyahndra Cannon	2016	32

GAMES STARTED

	Player	Year	GS
1.	Aimee Gryzb	2004	33
2.	Esmery Martinez	2023	32
	Cate Reese	2023	32
	Davellyn Whyte	2013	32
	Soana Lucet	2011	32
	Joy Hollingsworth	2007	32
	Keahndra Cannon	2016	32
8.	Ify Ibekwe	2011	31
	Ashley Frazier	2010	31
	Dee-Dee Wheeler	2005	31
	Krista Warren	2003	31
	Julie Brase	2003	31
	Reshea Bristol	2001	31
	Tatum Brown	2000	31
	Felecity Willis	2000	31

MINUTES PLAYED

	Player	Year	GP	Min.
1.	Brenda Pantoja	1996	30	1130
2.	Joy Hollingsworth	2007	32	1110
3.	Shanita Arnold	2012	32	1109
4.	Ashley Whisonant	2008	29	1083
5.	Aimee Gryzb	2004	33	1080
6.	Dee-Dee Wheeler	2005	32	1072
7.	Davellyn Whyte	2011	30	1064
8.	Reshea Bristol	2001	32	1059
9.	Natalie Jones	2006	30	1046
10.	Regina Grennan	1990	29	1034

TOTAL POINTS

	Player	Year	GP	Pts.
1.	Adia Barnes	1998	30	653
2.	Dee-Dee Wheeler	2005	31	564
3.	Aari McDonald	2021	27	555
4.	Joy Hollingsworth	2007	32	518
5.	Ify Ibekwe	2011	32	514
6.	Davellyn Whyte	2013	30	505
7.	Amy Gamble	1989	28	500
8.	Reshea Bristol	2001	32	498
9.	LaBrittney Jones	2017	30	467
10.	Miroslava Acosta	1987	26	458

Top-10 Single Season Performances By Class



SCORING AVERAGE

	Player	Year	GP	Pts.	Avg.
1.	Adia Barnes	1997	30	653	21.8
2.	Aari McDonald	2021	27	555	20.6
3.	Amy Gamble	1989	28	500	17.9
4.	Dee-Dee Wheeler	2005	31	564	17.6
	Miroslava Acosta	1987	26	458	17.6
6.	Davellyn Whyte	2013	30	505	16.8
7.	Joy Hollingsworth	2007	32	518	16.2
8.	Ify Ibekwe	2011	32	514	16.1
	Elizabeth Pickney	2002	28	451	16.1
10.	Timi Brown	1991	27	430	15.9

TOTAL REBOUNDS

	Player	Year	GP	Reb.
1.	Ify Ibekwe	2011	32	314
2.	Esmery Martinez	2023	32	274
3.	Amy Gamble	1989	28	249
4.	Tatum Brown	2000	32	247
5.	Bonnie Dove	1994	27	228
6.	Amina Njonkou	2009	31	226
7.	Krista Warren	2003	31	223
	Elizabeth Pickney	2002	28	223
9.	Dana Patterson	1988	28	219
10.	Adia Barnes	1998	30	212

REBOUNTING AVERAGE

	Player	Year	GP	Reb.	Avg.
1.	Ify Ibekwe	2011	32	314	9.8
2.	Amy Gamble	1989	28	249	8.9
3.	Esmery Martinez	2023	32	274	8.6
4.	Bonnie Dove	1994	27	228	8.4
5.	Elizabeth Pickney	2002	28	223	8.0
6.	Dana Patterson	1988	28	219	7.8
7.	Tatum Brown	2000	32	247	7.7
8.	Kim Conway	1994	27	202	7.5
9.	Amina Njonkou	2009	31	226	7.3
10.	Krista Warren	2003	31	223	7.2

Juniors

GAMES PLAYED

	Player	Year	GP
1.	Dominique McBryde	2019	36
2.	Lucia Alonso	2019	33
	Shanita Arnold	2011	33
	Brooke Jackson	2011	33
	Dee-Dee Wheeler	2004	33
	Danielle Adefeso	2004	33
7.	Malena Washington	2016	32
	Davellyn Whyte	2012	32
	Natalie Jones	2005	32
	Elizabeth Pickney	2001	32
	Shannon Hobson	2007	32

GAMES STARTED

	Player	Year	GS
1.	Dominique McBryde	2019	35
	Shanita Arnold	2011	33
	Dee-Dee Wheeler	2004	33
4.	Davellyn Whyte	2012	32
	Natalie Jones	2005	32
	Elizabeth Pickney	2001	32
7.	Sam Thomas	2020	31
	Soana Lucet	2010	31
	Ashley Frazier	2009	31
	Adia Barnes	1997	31

MINUTES PLAYED

	Player	Year	GP	Min.
1.	Ashley Frazier	2009	31	1229
2.	Dee-Dee Wheeler	2004	33	1133
3.	Davellyn Whyte	2012	32	1084
4.	Ify Ibekwe	2010	31	1046
5.	Shanita Arnold	2011	33	1044
6.	Brenda Pantoja	1995	30	1044
7.	Joy Hollingsworth	2006	30	1018
8.	Sam Thomas	2020	31	1009
9.	Soana Lucet	2010	31	1006
10.	Dominique McBryde	2019	36	1004

TOTAL POINTS

	Player	Year	GP	Pts.
1.	Adia Barnes	1997	31	598
2.	Aari McDonald	2020	29	596
3.	Dee-Dee Wheeler	2004	33	558
4.	Davellyn Whyte	2012	32	544
5.	Elizabeth Pickney	2001	32	524
6.	Miroslava Acosta	1986	28	502
7.	Dana Patterson	1987	29	463
8.	Timi Brown	1990	29	450
9.	Ify Ibekwe	2010	31	434
10.	Joy Hollingsworth	2006	30	431

SCORING AVERAGE

	Player	Year	GP	Pts.	Avg.
1.	Aari McDonald	2020	29	596	20.6
2.	Adia Barnes	1997	31	598	19.3
3.	Miroslava Acosta	1986	28	502	17.9
4.	Davellyn Whyte	2012	32	544	17.0
5.	Dee-Dee Wheeler	2004	33	558	16.9
6.	Elizabeth Pickney	2001	32	524	16.4
7.	Dana Patterson	1987	29	463	16.0
8.	Timi Brown	1990	29	450	15.5
9.	Joy Hollingsworth	2006	30	431	14.4
	Angela Lackey	1999	29	417	14.4



Top-10 Single Season Performances By Class

TOTAL REBOUNDS

	Player	Year	GP	Reb.
1.	Ify Ibekwe	2010	31	352
2.	Dana Patterson	1987	28	279
3.	Adia Barnes	1997	31	255
4.	Shawntinice Polk	2005	30	240
5.	Amina Njonkou	2008	30	221
6.	Davellyn Whyte	2012	32	216
7.	Soana Lucet	2010	31	207
8.	Elizabeth Pickney	2001	32	200
9.	Krista Warren	2002	24	195
10.	Destiny Graham	2018	30	193
	Adrianne Stowers	1987	29	193

REBOUNDING AVERAGE

	Player	Year	GP	Reb.	Avg.
1.	Ify Ibekwe	2010	31	352	11.4
2.	Dana Patterson	1987	28	279	9.6
3.	Adia Barnes	1997	31	255	8.2
4.	Krista Warren	2002	24	195	8.1
5.	Shawntinice Polk	2005	30	240	8.0
6.	Amina Njonkou	2008	30	221	7.4
7.	Davellyn Whyte	2012	32	216	6.8
8.	Kim Conway	1993	27	183	6.8
9.	Soana Lucet	2010	31	207	6.7
	Adrianne Stowers	1987	29	193	6.7
	Megan Magee	1993	26	173	6.7

Sophomores

GAMES PLAYED

	Player	Year	GP
1.	Aari McDonald	2019	37
	Sam Thomas	2019	37
3.	Davellyn Whyte	2011	33
	Natalie Jones	2004	33
	Shawntinice Polk	2004	33
	CoCoa Sanford	2004	33
7.	Madison Conner	2023	32
	JaLea Bennett	2016	32
	Katrina Lindner	2004	32
	Elizabeth Pickney	2000	32
	Julie Brase	2000	32
	Amina Njonkou	2007	32
	Malia O'Neal	2007	32

GAMES STARTED

	Player	Year	GS
1.	Aari McDonald	2019	37
	Sam Thomas	2019	37
3.	Davellyn Whyte	2011	33
	Natalie Jones	2004	33
	Shawntinice Polk	2004	33
6.	JaLea Bennett	2016	32
7.	Cate Reese	2020	31
8.	Lucia Alonso	2018	30
	DeAngela Minter	1996	30
10.	Brenda Frese	1990	29

MINUTES PLAYED

	Player	Year	GP	Min.
1.	Aari McDonald	2019	37	1322
2.	Sam Thomas	2019	37	1265
3.	Lucia Alonso	2018	30	1088
4.	Davellyn Whyte	2011	33	1046
5.	Dee-Dee Wheeler	2003	31	1028
6.	Natalie Jones	2004	33	1010
7.	Ify Ibekwe	2009	29	1008
8.	Shawntinice Polk	2004	33	966
9.	Regina Grennan	1988	28	961
10.	Cate Reese	2020	31	903

TOTAL POINTS

	Player	Year	GP	Pts.
1.	Aari McDonald	2019	37	890
2.	Shawntinice Polk	2004	33	549
3.	Davellyn Whyte	2011	33	523
4.	Adia Barnes	1996	30	522
5.	Dee-Dee Wheeler	2003	31	501
6.	Margo Clark	1992	27	469
7.	Ify Ibekwe	2009	29	456
8.	Cate Reese	2020	31	423
9.	Kirsten Smith	1984	28	416
10.	Ashley Whisonant	2006	30	411

SCORING AVERAGE

	Player	Year	GP	Pts.	Avg.
1.	Aari McDonald	2019	37	890	24.1
2.	Adia Barnes	1996	30	522	17.4
	Margo Clark	1992	27	469	17.4
4.	Shawntinice Polk	2004	33	549	16.6
5.	Dee-Dee Wheeler	2003	31	501	16.2
6.	Davellyn Whyte	2011	33	487	15.7
7.	Ify Ibekwe	2009	29	456	15.7
8.	Kirsten Smith	1984	28	416	14.9
9.	Ashley Whisonant	2006	30	411	13.7
	Brenda Frese	1990	29	396	13.7

Top-10 Single Season Performances By Class



TOTAL REBOUNDS

	Player	Year	GP	Reb.
1.	Shawntinice Polk	2004	33	339
2.	Ify Ibekwe	2009	29	336
3.	Aari McDonald	2019	37	239
4.	Cate Reese	2020	31	231
5.	Margo Clark	1992	27	228
6.	Adia Barnes	1996	30	221
7.	Amina Njonkou	2007	32	215
8.	Brenda Frese	1990	29	172
9.	LaBrittney Jones	2015	30	170
10.	Linda Reinke	1982	30	168

REBOUNTING AVERAGE

	Player	Year	GP	Reb.	Avg.
1.	Ify Ibekwe	2009	29	336	11.6
2.	Shawntinice Polk	2004	33	339	10.3
3.	Margo Clark	1992	27	228	8.4
4.	Cate Reese	2020	31	231	7.5
5.	Adia Barnes	1996	30	221	7.4
6.	Amina Njonkou	2007	32	215	6.7
7.	Aari McDonald	2019	37	239	6.5
8.	Anne McFadden	1980	26	166	6.4
9.	Brenda Frese	1990	29	172	5.9
	Tannis Overturf	1983	27	158	5.9

Freshmen

GAMES PLAYED

	Player	Year	GP
1.	Cate Reese	2019	37
2.	Semaj Smith	2019	35
3.	Bryce Nixon	2019	33
	Shannon Hobson	2004	33
5.	Kailyn Gilbert	2023	32
	A'Shanti Coleman	2016	32
	Destiny Graham	2016	32
	Candice Warthen	2011	32
	Ashley Whisonant	2005	32
	Aimee Grzyb	2001	32
	Candice Allen	2001	32
	Rhaya Neabors	2007	32

GAMES STARTED

	Player	Year	GS
1.	Cate Reese	2019	37
2.	Davellyn Whyte	2010	31
	Lisa Griffith	1997	31
4.	Sam Thomas	2018	30
5.	Shawntinice Polk	2003	29
	Elizabeth Pickney	1999	29
7.	Lucia Alonso	2017	27
8.	Keisha Anderson	1993	26
9.	Jessica Arnold	2005	25
10.	Dee-Dee Wheeler	2002	24
	Adia Barnes	1995	24

MINUTES PLAYED

	Player	Year	GP	Min.
1.	Sam Thomas	2018	30	1088
2.	Davellyn Whyte	2010	31	1049
3.	Reiko Thomas	2009	30	973
4.	Cate Reese	2019	37	947
5.	Aimee Grzyb	2001	32	945
6.	Lisa Griffith	1997	31	936
7.	Shawntinice Polk	2003	31	922
8.	Keisha Anderson	1993	27	891
9.	Lucia Alonso	2017	30	887
10.	Elizabeth Pickney	1999	29	844

TOTAL POINTS

	Player	Year	GP	Pts.
1.	Shawntinice Polk	2003	31	538
2.	Davellyn Whyte	2010	31	487
3.	Adia Barnes	1995	30	464
4.	Cate Reese	2019	37	438
5.	Tonee Buntin	1982	28	405
6.	Lisa Griffith	1997	31	386
7.	Joanne Ineman	1983	25	350
8.	Dee-Dee Wheeler	2002	28	343
9.	Elizabeth Pickney	1999	29	331
10.	Keisha Anderson	1993	27	311

SCORING AVERAGE

	Player	Year	GP	Pts.	Avg.
1.	Shawntinice Polk	2003	31	538	17.4
2.	Davellyn Whyte	2010	31	487	15.7
3.	Adia Barnes	1995	30	464	15.5
4.	Tonee Buntin	1982	28	405	14.4
5.	Joanne Ineman	1983	25	350	14.0
6.	Veranda James	2001	21	276	13.1
7.	Lisa Griffith	1997	31	386	12.5
8.	Dee-Dee Wheeler	2002	28	343	12.3
9.	Cate Reese	2019	37	438	11.8
10.	Keisha Anderson	1993	27	311	11.5



Top-10 Single Season Performances By Class

TOTAL REBOUNDS

	<u>Player</u>	<u>Year</u>	<u>GP</u>	<u>Reb.</u>
1.	Shawntinice Polk	2003	31	335
2.	Tonee Buntin	1982	28	284
3.	Cate Reese	2019	37	250
4.	Adia Barnes	1995	30	233
5.	Sam Thomas	2018	30	209
6.	Ify Ibekwe	2008	24	192
7.	Veranda James	2001	21	172
8.	Elizabeth Pickney	1999	29	168
9.	Jill Longanecker	1979	23	154
10.	Mikko Giordano	1995	30	150

REBOUNDING AVERAGE

	<u>Player</u>	<u>Year</u>	<u>GP</u>	<u>Reb.</u>	<u>Avg.</u>
1.	Shawntinice Polk	2003	31	335	10.8
2.	Tonee Buntin	1982	28	284	10.1
3.	Veranda James	2001	21	172	8.2
4.	Ify Ibekwe	2008	24	192	8.0
5.	Adia Barnes	1995	30	233	7.8
6.	Sam Thomas	2018	30	209	7.0
7.	Cate Reese	2019	37	250	6.8
8.	Jill Longanecker	1979	23	154	6.7
9.	Elizabeth Pickney	1999	29	168	5.8
10.	Heather Grout	1983	23	118	5.1

Top-10 Single Game Individual Performances



TOTAL POINTS

Pts.	Player	Opponent	Date
44	Aari McDonald	Texas	11/17/19
39	Aari McDonald	Loyola Marymount	11/13/18
39	Davellyn Whyte	Oregon	1/16/10
36	Aari McDonald	California	1/11/19
36	Candice Warthen	Georgia State	11/13/11
35	Shaina Pellington	Utah	2/17/23
35	Aari McDonald	UCLA	1/27/19
35	Soana Lucet	Utah State	3/17/11
35	Dee-Dee Wheeler	UC Santa Barbara	12/16/04
35	Adia Barnes	Oregon	2/20/97
35	Timi Brown	New Mexico State	12/2/90

FIELD GOALS MADE

No.	Player	Opponent	Date
15	Ashley Whisonant	Oregon State	1/3/08
15	Adia Barnes	Arizona State	1/7/95
15	Jill Longanecker	Northern Colorado	2/24/79
14	12 times, last by Aari McDonald at Texas 11/17/20		

FIELD GOALS ATTEMPTED

No.	Player	Opponent	Date
30	Aari McDonald	Utah	1/6/19
29	Ashley Whisonant	Oregon State	1/3/08
28	Cate Reese	Southern California	2/5/23
28	Adia Barnes	Oregon	2/20/97
27	Dee-Dee Wheeler	Louisiana State	1/4/04
27	Adia Barnes	Washington	2/5/98
27	Adia Barnes	Southern California	1/4/98
26	6 times, last by Aari McDonald at SDSU 12/2/18		

FIELD GOAL PERCENTAGE (MIN. 10 FG MADE)

Pct.	Player	Opponent	Date
.917 (11-12)	Tatum Brown	Colorado State	12/6/99
.917 (11-12)	Dana Patterson	USC	1/23/88
.909 (10-11)	Ify Ibekwe	Middle Tenn. State	11/25/07
.909 (10-11)	Shawn Coder	CS Northridge	12/13/91
.875 (14-16)	Timi Brown	NMSU	12/2/90
.867 (13-15)	Cate Reese	California	3/6/20
.846 (11-13)	Shanita Arnold	Oregon	12/31/10
.846 (11-13)	Melissa Handley	USC	1/11/91
.813 (13-16)	Dee-Dee Wheeler	Cal	12/27/02
.813 (13-16)	Shawntinice Polk	LSU	11/22/02

THREE-POINT FIELD GOALS MADE

No.	Player	Opponent	Date
7	Taryn Griffey	Gardner-Webb	12/21/15
7	Kama Griffiths	UNLV	11/13/12
7	Erin Butler	Oregon	1/12/12
7	Dee-Dee Wheeler	UC Santa Barbara	12/16/04
7	Lisa Griffith	Washington	1/15/00
7	Lisa Griffith	California	3/8/97
7	Lisa Griffith	Southern California	2/16/97
6	12 times, last by Jade Loville at New Mexico 3/27/21		

THREE-POINT FIELD GOALS ATTEMPTED

No.	Player	Opponent	Date
14	Aari McDonald	San Diego State	12/2/18
14	Davellyn Whyte	UTEP	11/23/12
13	Davellyn Whyte	Oregon	1/12/12
13	Kama Griffiths	Washington	1/6/13
13	Kama Griffiths	UNLV	11/13/12
13	Aimee Grzyb	UCSB	1/14/02
12	Aari McDonald	Texas A&M	3/27/21
12	Kat Wright	Northern Arizona	12/7/17
12	Reshea Bristol	Stanford	3/8/01
12	Lisa Griffith	Washington	3/1/97
12	Brenda Pantoja	Oregon	1/26/96

THREE-POINT FIELD GOAL PERCENTAGE (MIN. FIVE 3FG MADE)

Pct.	Player	Opponent	Date
.857 (6-7)	Jade Loville	New Mexico	12/4/22
.833 (5-6)	Sam Thomas	UCLA	1/26/22
.833 (5-6)	Lucia Alonso	Washington	2/2/18
.833 (5-6)	Jessica Arnold	Saint Mary's	11/12/04
.833 (5-6)	Aimee Grzyb	Northern Arizona	11/22/03
.833 (5-6)	Aimee Grzyb	Fresno State	12/10/00
.833 (5-6)	Lisa Griffith	Western Kentucky	3/14/97
.833 (5-6)	Greta Naranjo	Oregon	2/9/89
.750 (6-8)	Sam Thomas	Washington	2/14/21
.750 (6-8)	Davellyn Whyte	Wichita State	11/18/11
.750 (6-8)	Dee-Dee Wheeler	UCLA	1/18/03
.750 (6-8)	Dee-Dee Wheeler	UC Riverside	12/7/02

FREE THROWS MADE

No.	Player	Opponent	Date
20	Aari McDonald	Loyola Marymount	11/13/18
15	Davellyn Whyte	USC	2/26/11
15	Elizabeth Pickney	Oregon	2/2/02
15	Angela Lackey	Stanford	1/8/00
14	Aari McDonald	Texas	11/17/19
13	Sam Thomas	Utah	2/21/20
13	Natalie Jones	Loyola Marymount	11/18/05
12	Shaina Pellington	Arizona State	2/11/22
12	Aari McDonald	Washington State	2/9/19
12	Davellyn Whyte	Syracuse	12/2/11
12	Natalie Jones	Stanford	2/18/06
12	Reshea Bristol	UCLA	2/15/01
12	Elizabeth Pickney	Stanford	2/27/99
12	Adia Barnes	Texas A&M	12/10/97
12	Brenda Smith	San Diego State	2/14/85
12	Kirsten Smith	San Diego State	3/3/84

FREE THROWS ATTEMPTED

No.	Player	Opponent	Date
23	Aari McDonald	Loyola Marymount	11/13/19
20	Angela Lackey	Stanford	1/8/00
19	Shaina Pellington	Arizona State	2/11/22
19	Aari McDonald	Washington	2/7/19
18	Davellyn Whyte	USC	2/26/11
16	Natalie Jones	Stanford	2/18/06
16	Elizabeth Pickney	Oregon	2/2/02
16	Reshea Bristol	UCLA	2/15/01
16	Elizabeth Pickney	Brigham Young	11/18/00
16	Marte Alexander	UC Santa Barbara	11/23/97

FREE THROW PERCENTAGE (MIN. 10 FT MADE)

Pct.	Player	Opponent	Date
1.000 (14-14)	Aari McDonald	Texas	11/17/19
1.000 (13-13)	Sam Thomas	Utah	2/21/20
1.000 (12-12)	Adia Barnes	Texas A&M	12/10/97
1.000 (12-12)	Kirsten Smith	CS Fullerton	2/16/84
1.000 (11-11)	Aari McDonald	Colorado	12/18/20
1.000 (11-11)	Cate Reese	Washington State	1/17/20
1.000 (11-11)	Elizabeth Pickney	Notre Dame	11/24/01
1.000 (10-10)	Destiny Graham	Idaho State	3/21/19
1.000 (10-10)	Julie Brase	Stanford	3/2/00
1.000 (10-10)	Shawn Coder	CS Northridge	12/13/91

REBOUNDS

No.	Player	Opponent	Date
25	Jill Longanecker	West Texas State	1/12/79
22	Ify Ibekwe	Arizona State	2/13/11
22	Ify Ibekwe	Iona	11/14/09
20	Ify Ibekwe	Arizona State	2/21/09
20	Ify Ibekwe	Boise State	12/29/08
19	Ify Ibekwe	UC-Santa Barbara	11/23/08
19	Shawntinice Polk	Stanford	2/5/04
19	Kim Conway	Northern Illinois	12/22/92
18	10 times, last by Cate Reese vs. Montana 12/5/18		



Top-10 Single Game Individual Performances

ASSISTS

No.	Player	Opponent	Dates
16	Reshea Bristol	Washington	1/13/01
16	Brenda Pantoja	UCLA	2/15/96
16	Brenda Pantoja	San Diego	12/28/95
15	Pam Roberts	UCLA	2/13/81
14	Aari McDonald	Prairie View A&M	11/20/19
14	Reshea Bristol	Arizona State	2/24/01
14	Reshea Bristol	UNLV	12/6/00
14	Brenda Pantoja	Washington State	2/29/96
13	7 times, last by Pantoja vs. Northwestern		3/23/96

BLOCKED SHOTS

No.	Player	Opponent	Date
9	Shawntinice Polk	California	3/1/03
8	Aley Rohde	New Mexico	12/21/11
8	Shawntinice Polk	UNC Greensboro	12/4/04
8	Shawntinice Polk	California	2/7/04
7	LaBrittney Jones	USC	2/27/17
6	9 times, last Sam Thomas vs. Washington		2/14/20

STEALS

No.	Player	Opponent	Date
9	Dee-Dee Wheeler	California	2/5/05
9	Brenda Pantoja	Southern Utah	12/13/95
9	Stacie Tave	Eastern Washington	12/3/93
9	Julie Schulz	Brigham Young	1/26/79
8	Aari McDonald	Colorado	1/4/19
8	Davellyn Whyte	Long Beach State	12/2/12
8	Ify Ibekwe	Washington State	1/22/11
8	Cheryl Humphrey	Northern Arizona	12/15/90
8	Julie Schulz	Arizona State	3/3/79
7	11 times, last by Helena Pueyo at Chicago State		11/12/19

TURNOVERS

No.	Player	Opponent	Date
14	Brenda Pantoja	Washington	3/2/96
13	Brenda Pantoja	Harvard	12/28/95
12	Regina Grennan	Oregon State	12/31/86
12	Sarah Buxton	San Diego State	2/23/80
11	Dee-Dee Wheeler	Southern California	1/15/04
11	Dee-Dee Wheeler	Arizona State	12/30/01
11	Reshea Bristol	Oregon State	3/1/01
11	Reshea Bristol	Rutgers	3/14/99
11	Regina Grennan	Rutgers	1/1/88
11	Barb Kubiak	UTEP	11/25/83
11	Sarah Buxton	UNLV	11/30/78

Bold: Current Player

All individual single game performances are from the 1977-78 season to present time. All 3-point field goal categories extend from the inception of the shot in 1987-88 to present time.

Top-10 Single Season Team Performances



WINS

	Wins	Season	GP
1.	25	1999-00	32
2.	24	2019-20	31
	24	2018-19	37
	24	2003-04	33
5.	23	1997-98	30
	23	1996-97	31
7.	22	2022-23	32
	22	2002-03	31
	22	1995-96	30
10.	21	2021-22	29
	21	2020-21	27
	21	2010-11	33

TOTAL POINTS

	Points	Season	GP
1.	2,521	2000-01	32
2.	2,516	2018-19	37
3.	2,484	1999-00	32
4.	2,433	2010-11	33
5.	2,386	2003-04	33
6.	2,370	2022-23	32
7.	2,342	1997-98	30
8.	2,312	1995-96	30
9.	2,282	1990-91	31
10.	2,277	1996-97	31

POINTS PER GAME

	PPG	Season	GP
1.	78.8	2000-01	32
2.	78.1	1997-98	30
3.	77.6	1999-00	32
4.	77.1	1995-96	30
5.	76.7	1996-97	31
6.	76.6	1993-94	27
7.	74.2	1998-99	29
8.	74.1	2022-23	32
	74.1	2001-02	28
10.	73.7	2010-11	33

FEWEST OPPONENT

	Points	Season	GP
1.	1,492	2020-21	27
2.	1,664	2021-22	29
3.	1,755	2019-20	31
4.	1,823	1980-81	23
5.	1,862	1985-86	28
6.	1,866	1982-83	27
7.	1,896	1992-93	27
8.	1,905	1983-84	28
9.	1,911	2009-10	31
10.	1,943	2002-03	31

FEWEST OPPONENT POINTS PER GAME

	PPG	Season	GP
1.	55.3	2020-21	27
2.	56.6	2019-20	31
3.	57.4	2021-22	29
4.	60.7	2018-19	37
5.	61.6	2009-10	31
6.	62.4	2015-16	32
7.	62.7	2002-03	31
8.	63.6	2003-04	33
9.	63.8	1996-97	31
10.	65.1	2022-23	32

FIELD GOALS MADE

	FGM	Season	GP
1.	939	2018-19	37
2.	919	2003-04	33
3.	914	2000-01	32
4.	896	2010-11	33
5.	895	2022-23	32
6.	883	2002-03	31
7.	879	1999-00	32
8.	871	1990-91	31
9.	862	1995-96	30
10.	861	1996-97	31

FIELD GOALS ATTEMPTED

	FGA	Season	GP
1.	2,165	2018-19	37
2.	2,062	2010-11	33
3.	2,045	2022-23	32
4.	2,002	2003-04	33
5.	1,988	2004-05	32
6.	1,981	1981-82	31
7.	1,971	1990-91	31
8.	1,963	1996-97	31
9.	1,946	2000-01	32
10.	1,945	1994-95	30

FIELD GOAL PERCENTAGE

	Pct.	Season	GP
1.	.489	1995-96	30
2.	.470	2000-01	32
3.	.468	2002-03	31
4.	.463	1997-98	30
5.	.462	1999-00	32
	.462	1986-87	29
7.	.459	2003-04	33
8.	.457	1985-86	28
9.	.449	1993-94	27
10.	.445	1998-99	29

LOWEST OPPONENT FIELD GOAL PERCENTAGE

	Pct.	Season	GP
1.	.369	2020-21	27
2.	.371	2019-20	31
3.	.378	2018-19	37
	.378	2009-10	31
	.378	2002-03	31
6.	.379	1996-97	31
7.	.381	1984-85	29
8.	.384	1995-96	30
9.	.385	2004-05	32
10.	.387	1992-93	27

THREE-POINTERS MADE

	3PM	Season	GP
1.	236	2018-19	37
2.	215	2019-20	31
3.	203	2011-12	32
4.	193	2010-11	33
5.	180	2021-22	29
	180	2017-18	30
7.	176	2005-06	30
8.	173	2022-23	32
9.	169	2020-21	27
10.	163	2012-13	30

THREE-POINTERS ATTEMPTED

	3PA	Season	GP
1.	726	2018-19	37
2.	618	2019-20	31
3.	588	2017-18	30
4.	588	2010-11	33
5.	577	2011-12	32
6.	559	2005-06	30
7.	539	2021-22	29
8.	535	2012-13	30
9.	521	2022-23	32
10.	504	2006-07	32

THREE-POINT PERCENTAGE

	Pct.	Season	GP
1.	.382	1995-96	30
2.	.380	1993-94	27
3.	.379	1999-00	32
4.	.366	2001-02	28
5.	.356	2013-14	30
6.	.355	1997-98	30
7.	.352	2011-12	32
8.	.348	2019-20	31
9.	.347	1988-89	28
10.	.337	2020-21	27

LOWEST OPPONENT THREE-POINT PERCENTAGE

	Pct.	Season	GP
1.	.290	1997-98	30
2.	.294	2012-13	30
	.294	1995-96	30
4.	.295	2016-17	30
5.	.296	1992-93	27
6.	.302	2022-23	32
7.	.304	2014-15	30
	.304	2011-12	32
	.304	2009-10	31
10.	.309	2020-21	27

FREE THROWS MADE

	FTM	Season	GP
1.	564	1999-00	32
2.	563	2000-01	32
3.	520	1998-99	29
4.	508	1990-91	31
5.	495	1996-97	31
6.	483	1997-98	30
7.	456	2011-12	32
8.	448	2010-11	33
9.	446	1985-86	28
10.	445	2001-02	28

FREE THROWS ATTEMPTED

	FTA	Season	GP
1.	813	1999-00	32
2.	804	2000-01	32
3.	755	1990-91	31
4.	727	1996-97	31
5.	721	1998-99	29
6.	711	1997-98	30
7.	690	1981-82	31
8.	666	1995-96	30
9.	659	2010-11	33
10.	635	2011-12	32

FREE THROW PERCENTAGE

	Pct.	Season	GP
1.	.779	2019-20	31
2.	.763	2017-18	30
3.	.752	1985-86	28
4.	.740	2001-02	28
5.	.732	1989-90	29
6.	.721	1998-99	29
7.	.721	1993-93	27
8.	.718	2011-12	32
9.	.715	1984-85	29
10.	.713	2014-15	30
	.713	2012-13	30

REBOUNDS PER GAME

	RPG	Season	GP
1.	43.9	1993-94	27
2.	43.7	1992-93	27
3.	41.9	1996-97	31
	41.9	1991-92	28
5.	41.0	1979-80	26
6.	40.9	1994-95	30
7.	40.4	1985-86	28
8.	40.3	1987-88	28
9.	39.8	2002-03	31
	39.8	2000-01	32
	39.8	1995-96	30
	39.8	1988-89	28

TOTAL REBOUNDS

	Rebs	Season	GP
1.	1,316	2018-19	37
2.	1,300	1996-97	31
3.	1,283	2010-11	33
4.	1,275	2000-01	32
5.	1,271	2003-04	33
6.	1,256	2011-12	32
7.	1,235	1999-00	32
8.	1,234	2002-03	31
9.	1,229	1994-95	30
10.	1,224	2004-05	32

OFFENSIVE REBOUNDS

	OREB	Season	GP
1.	471	2004-05	32
2.	470	1999-00	32
3.	467	2003-04	33
4.	465	2000-01	32
5.	461	1996-97	31
6.	453	1986-87	29
7.	434	2002-03	31
8.	432	2008-09	31
9.	425	2011-12	32
10.	424	2012-13	30

DEFENSIVE REBOUNDS

	DREB	Season	GP
1.	949	2018-19	37
2.	860	2010-11	33
3.	840	1995-96	30
4.	839	1996-97	31
5.	831	2011-12	32
6.	814	2009-10	31
7.	810	2000-01	32
8.	804	2003-04	33
9.	800	2002-03	31
10.	786	2019-20	31

TOTAL ASSISTS

	AST	Season	GP
1.	581	1995-96	30
2.	574	1999-00	32
3.	561	1996-97	31
4.	531	2000-01	32
5.	526	2002-03	31
6.	505	1997-98	30
7.	501	1994-95	30
8.	497	2003-04	33
9.	490	2010-11	33
10.	482	2018-19	37
	482	1990-91	31

TOTAL BLOCKS

	BLK	Season	GP
1.	146	2018-19	37
2.	133	1981-82	31
3.	131	2004-05	32
4.	130	2019-20	31
5.	121	2020-21	27
6.	120	2003-04	33
	120	2002-03	31
8.	115	2016-17	30
9.	113	2021-22	29
10.	111	2010-11	33

TOTAL STEALS

	STL	Season	GP
1.	399	1996-97	31
2.	361	1995-96	30
3.	352	1997-98	30
4.	339	2022-23	32
5.	338	1990-91	31
6.	330	1999-00	32
7.	321	1998-99	29
8.	317	2019-20	31
9.	313	1981-82	31
10.	311	2018-19	37

FORCED TURNOVERS

	STL	Season	GP
1.	779	1997-98	



Top-10 Single Game Team Performances

FIELD GOALS MADE

No.	Opponent	Date
46	Oregon	12/31/10
45	Western New Mexico	12/19/86
43	Oregon	1/16/10
43	Sacramento State	12/17/94
42	NAU	11/10/22
42	UNC Greensboro	12/4/04
42	Cal State Northridge	12/13/91
41	Washington State	1/10/02
41	Cal State Northridge	2/16/94
40	Idaho	12/23/20
40	Washington State	2/9/02
40	California	1/4/96
40	UCLA	1/13/91
40	USC	2/18/89
40	Northern Colorado	2/24/79

FIELD GOALS ATTEMPTED

No.	Opponent	Date
93	Weber State	2/3/79
85	Pacific Christian	12/10/81
85	New Mexico	2/28/79
85	Brigham Young	1/26/79
84	Notre Dame	12/3/88
84	Portland State	11/30/91
84	Texas-El Paso	1/20/79
82	Long Beach State	2/25/83
81	San Jose State	12/6/96
81	Arizona State	1/7/95
81	UCLA	2/7/91

FIELD GOAL PERCENTAGE (MIN. 30 FG MADE)

Pct.	Opponent	Date
.648 (46-71)	Oregon	12/31/10
.643 (36-56)	California	12/27/02
.643 (36-56)	Drake	11/25/90
.635 (33-52)	Alabama A&M	12/20/09
.630 (34-54)	UC Santa Barbara	11/30/99
.623 (43-69)	Oregon	1/16/10
.620 (31-50)	USC	1/16/86
.618 (34-55)	UCLA	1/20/96
.612 (30-49)	Northern Arizona	2/2/87
.607 (34-56)	Sam Houston State	12/4/98

THREE-POINT FIELD GOALS MADE

No.	Opponent	Date
15	Georgia Southern	11/11/11
13	New Mexico	12/12/21
13	Texas A&M	3/27/21
13	UNLV	11/13/12
13	Oregon	1/12/12
13	Stanford	1/12/98
12	Washington	2/14/21
12	San Diego State	12/2/18
12	Portland	11/18/18
12	Oregon	1/13/13
12	New Mexico	12/7/10
12	UC Santa Barbara	12/16/04
12	UC Santa Barbara	1/14/02

THREE-POINT FIELD GOALS ATTEMPTED

No.	Opponent	Date
38	Oregon	1/12/12
36	New Mexico	12/12/21
32	Idaho	3/28/19
32	Portland	11/18/18
32	UC Santa Barbara	1/14/02
31	Arizona State	12/10/20
31	San Diego State	12/2/18
31	Northern Arizona	12/7/17
31	UNLV	11/13/12
30	Northern Arizona	12/6/07
29	Five time	3/27/21

THREE-POINT PERCENTAGE (MIN. SEVEN 3FG MADE)

Pct.	Opponent	Date
.750 (12-16)	Washington	2/14/21
.700 (7-10)	Washington State	2/6/99
.688 (11-16)	USC	2/12/05
.667 (8-12)	Stony Brook	3/22/21
.636 (7-11)	Washington	2/10/00
.636 (7-11)	Oregon	2/9/89
.625 (15-24)	Georgia Southern	11/11/11
.625 (10-16)	Virginia	3/15/98
.625 (10-18)	USC	2/16/97
.600 (9-15)	Providence	12/30/95

FREE THROWS MADE

No.	Opponent	Date
37	Oregon State	1/23/99
34	Stanford	1/8/00
34	Arizona State	3/12/94
33	Oregon	2/2/02
31	Stanford	2/27/99
31	Weber State	12/28/93
30	Pepperdine	3/15/01
30	Nebraska	12/21/00
30	Brigham Young	11/18/00
29	Syracuse	12/2/11
29	USC	2/26/11
29	Stephen F. Austin	12/10/98
29	San Francisco	11/15/96
29	Eastern Washington	12/3/93

FREE THROWS ATTEMPTED

No.	Opponent	Date
46	Oregon State	1/23/99
46	Arizona State	3/12/94
46	Arizona State	1/24/81
45	Brigham Young	11/18/00
45	Wisconsin	11/24/84
44	Pepperdine	3/15/01
44	Nebraska	12/21/00
44	Stanford	1/8/00
43	Oregon	2/2/02
42	Syracuse	12/2/11

FREE THROW PERCENTAGE (MIN. 20 FT MADE)

Pct.	Opponent	Date
1.000 (20-20)	Notre Dame	11/24/01
.920 (23-25)	Washington	2/28/09
.909 (20-22)	California	2/10/13
.909 (20-22)	Oregon State	3/2/00
.909 (20-22)	Arizona State	2/31/87
.906 (29-32)	San Francisco	11/15/96
.897 (26-29)	Washington	2/4/99
.875 (21-24)	Arizona State	1/18/92
.875 (21-24)	Colorado	12/31/89
.875 (21-24)	Stanford	3/8/86
.875 (21-24)	Southern Utah	11/26/16

OFFENSIVE REBOUNDS

No.	Opponent	Date
28	CSU Bakersfield	11/9/13
28	BYU-Hawaii	12/3/11
28	Notre Dame	3/23/03
27	Northern Arizona	11/15/10
27	Northern Arizona	12/13/96
26	Oregon State	1/24/04
26	UC Santa Barbara	11/25/03
26	Arizona State	1/7/95
25	Colorado	1/22/12
24	USC	1/27/13
24	UNLV	11/13/12
24	Boise State	12/29/08
24	Notre Dame	11/20/00
24	Northern Arizona	12/4/85

DEFENSIVE REBOUNDS

No.	Opponent	Date
45	Toledo	11/14/08
44	New Mexico State	12/2/90
41	Rice	11/14/04
41	Arizona State	1/8/94
40	Cal State Fullerton	12/8/95
40	Toledo	12/17/91
39	Iona	12/28/10
39	UNLV	12/22/02
39	Long Beach State	12/1/96
39	Colorado State	11/22/91

TOTAL REBOUNDS

No.	Opponent	Date
68	Cal State Fullerton	12/8/95
67	Pacific Christian	12/10/81
66	West Texas State	12/6/79
64	Northern Arizona	11/15/10
63	Washington State	2/11/93
62	CSU Bakersfield	11/9/12
62	Arizona State	3/12/94
62	Texas-El Paso	2/22/86
62	Texas-El Paso	1/20/79
61	Rice	11/14/04
61	Utah State	12/4/86

PERSONAL FOULS

No.	Opponent	Date
38	UNLV	11/30/78
34	Oregon State	1/23/97
34	Utah	11/24/90
35	Mercer	1/3/85
33	Washington	1/14/93
33	UCLA	1/13/91
33	Arizona State	3/3/86
33	Weber State	2/3/79
32	UCLA	1/27/19
32	USC	1/11/91
32	Texas-El Paso	2/22/86
32	Arizona State	2/2/80
32	Colorado	2/22/79

FIRST HALF SCORING

Pts.	Opponent	Date
59	Western New Mexico	12/19/86
57	Western New Mexico	12/16/88
57	Cal State Northridge	12/13/91
56	NAU	11/10/22
56	Oregon	1/16/10
56	UC Santa Barbara	11/23/97
56	Cal State Northridge	2/16/94
55	Portland	11/18/18
55	Oregon	1/13/13
55	Northeastern	12/5/97
54	Arizona State	3/12/94

Top-10 Single Game Team Performances



SECOND HALF SCORING (INCLUDING OT)

Pts.	Opponent	Date
63	Southern California	2/5/23
63	Oregon	1/16/10
63	Oregon State	2/11/06
62	Providence	12/30/95
61	Washington State	1/10/02
60	UCLA	1/27/19
60	San Jose State	12/6/98
60	Texas A&M	11/25/96
59	UCLA	1/13/91
57	NAU	11/10/22
57	Oregon	12/31/10
57	Stanford	2/28/98
57	California	1/4/96

TOTAL POINTS

No.	Opponent	Date
119	Oregon	1/16/10
113	NAU	11/10/22
112	Cal State Northridge	12/13/91
109	Oregon	12/31/10
107	Washington State	1/10/02
107	UC Santa Barbara	11/23/97
106	Washington State	2/9/02
105	UPR Mayaguez	12/20/00
105	Sacramento State	12/17/94
104	Arizona State	3/12/94

FEWEST POINTS ALLOWED

Pts.	Opponent	Date
27	UC Riverside	11/29/19
32	South Carolina State	11/23/18
32	Iona	12/28/10
33	California	1/3/21
33	Cal State Fullerton	12/8/95
34	UC Santa Barbara	11/25/14
36	Marist	11/19/21
36	New Mexico	12/15/07
37	Arkansas-Pine Bluff	12/18/11
38	Texas Southern	11/15/21

ASSISTS

No.	Opponent	Date
30	Arkansas Pine-Bluff	11/22/05
30	Texas A&M	11/25/96
30	California	1/4/96
29	Washington State	2/16/12
29	Oregon	12/31/10
28	Prairie View A&M	11/20/19
28	New Mexico	11/27/94
28	Cal State Northridge	2/16/94
27	CSUN	11/9/21
27	Texas Southern	12/10/99
27	San Diego	12/16/95
27	Weber State	12/10/95
27	West Texas State	12/21/79
27	Washington	11/24/79
27	Northern Colorado	2/24/79

FEWEST TURNOVERS COMMITTED

No.	Opponent	Date
3	Oregon State	2/6/22
4	UC Santa Barbara	12/21/19
4	Oregon State	1/14/18
5	Oregon State	1/18/19
6	USC	2/26/22
6	Stanford	4/4/21
6	California	2/19/21
6	Oregon State	2/9/20
6	Utah	2/21/14
6	UCLA	2/13/86

MOST TURNOVERS COMMITTED

No.	Opponent	Date
57	UNLV	11/30/78
47	Arizona State	12/16/78
46	USC	1/16/81
46	Arizona State	11/24/78
41	Long Beach State	1/11/80
39	Virginia	12/2/88
38	Louisiana Tech	12/29/90
38	New Mexico State	12/2/90
38	California	2/3/89
37	Washington	1/11/92
37	Colorado State	11/22/91
37	Oregon State	2/12/88
37	U.S. International	12/1/84

MOST TURNOVERS FORCED**

No.	Opponent	Date
43	Northern Arizona	12/15/90
41	Arizona State	2/14/98
41	Northeastern	12/5/97
41	Western New Mexico	12/19/86
40	Northern Arizona	11/30/79
38	Oregon State	1/24/98
37	Washington State	2/1/97
37	Monmouth	11/29/96
36	Northern Illinois	12/15/99
36	Oregon State	2/19/98
36	Sacramento State	12/17/94

BLOCKED SHOTS

No.	Opponent	Date
15	UC Irvine	12/14/81
12	Alcorn State	11/13/16
11	Arkansas Pine-Bluff	11/22/10
11	Northern Arizona	11/15/10
11	California	2/7/04
11	California	3/1/03
10	DePaul	11/26/21
10	Marist	11/19/21
10	Northern Arizona	12/21/18
10	CSU Bakersfield	11/9/13
10	New Mexico	12/21/11
10	Oregon State	1/10/09
10	Long Beach State	12/9/07
10	Chattanooga	1/5/85

STEALS

No.	Opponent	Date
26	Northern Arizona	12/15/90
25	Northeastern	12/5/97
24	Arizona State	2/14/98
24	Monmouth	11/29/96
24	Southern Utah	12/13/95
22	Oregon State	1/24/98
22	San Diego	12/21/96
22	Fresno State	12/9/94
22	Western New Mexico	12/19/86
21	Chicago State	11/12/19
21	Marquette	11/30/85

Single game performances from 1977-78 season to present. All three-point field goal categories extend from the inception of the shot in 1988 to present time.



RECORD AT PAC-12 SITES

Location	Record	Last
Las Vegas, Nev.	3-5	2023
Seattle, Wash.	1-5	2018
Los Angeles, Calif.	5-4	2012
San Jose, Calif.	6-7	2008

ARIZONA RECORD AS A SEEDED TEAM

Seed	Rec.	Years
No. 2	3-2	04, 21
No. 3	2-1	03
No. 4	3-4	11, 20, 22, 23
No. 5	0-1	05
No. 6	0-1	02
No. 8	2-2	19
No. 9	2-3	07, 08, 09
No. 11	1-5	13, 15, 16, 17, 18
No. 12	1-2	12, 14

ARIZONA RECORD VS. SEEDED TEAMS

Seed	Rec.	Years
No. 1	0-9	03, 04, 06, 07, 09, 10, 11, 19, 20
No. 2	1-0	03
No. 3	0-3	02, 16, 21
No. 4	0-2	05, 12
No. 5	2-3	11, 12, 14, 22, 23
No. 6	3-4	03, 04, 13, 15, 16, 17, 18
No. 7	2-0	04, 21
No. 8	3-1	06, 07, 08, 09
No. 9	3-0	10, 11, 19
No. 12	1-0	20

RECORD VS. PAC-12 OPPONENTS

Opponent	Record	Last
Arizona State	0-3	2018
California	1-0	2020
Colorado	0-1	2022
Oregon	3-3	2020
Oregon State	3-1	2008
Stanford	0-7	2014
UCLA	1-4	2023
USC	2-2	2019
Utah	0-1	2013
Washington	2-0	2004
Washington State	3-0	2021

YEAR-BY-YEAR HISTORY

Round	Site	Opponent	Result	High Arizona Scorer
2002 - NO. 6 SEED				
Quarterfinals	San Jose, Calif.	(3) Arizona State	L, 58-66	C. Allen, 19
2003 - NO. 3 SEED				
Quarterfinals	San Jose, Calif.	(6) Oregon State	W, 70-56	Krista Warren, 20 Shawntinice Polk, 22 Dee-Dee Wheeler, 13
Semifinals		(2) Washington	W, 74-51	
Championship		(1) Stanford	L, 49-59	
2004 - NO. 2 SEED				
Quarterfinals	San Jose, Calif.	(7) Oregon State	W, 81-58	Aimee Grzyb, 24 Shawntinice Polk, 19 Dee-Dee Wheeler, 12
Semifinals		(6) Washington	W, 77-59	
Championship		(1) Stanford	L, 46-51	
2005 - NO. 5 SEED				
Quarterfinals	San Jose, Calif.	(4) USC	L, 66-74	Dee-Dee Wheeler, 15
2006 - NO. 9 SEED				
First Round	San Jose, Calif.	(8) Oregon	W, 64-57	Joy Hollingsworth, 22 Ashley Whisonant, 17
Quarterfinals		(1) Stanford	L, 50-77	
2007 - NO. 9 SEED				
First Round	San Jose, Calif.	(8) Oregon State	W, 69-54	Ashley Whisonant, 23 Ashley Whisonant, 18
Quarterfinals		(1) Stanford	L, 55-65	
2008 - NO. 9 SEED				
First Round	San Jose, Calif.	(8) Oregon State	L, 31-46	Amina Njonkou, 15
2009 - NO. 9 SEED				
First Round	Los Angeles, Calif.	(8) Washington St.	W, 79-72	Ify Ibekwe, 23 Courtney Clements, 14
Quarterfinals		(1) Stanford	L, 46-77	
2010 - NO. 8 SEED				
First Round	Los Angeles, Calif.	(9) Washington St.	W, 62-60	Soana Lucet, 22 Ify Ibekwe, 18
Quarterfinals		(1) Stanford	L, 52-72	
2011 - NO. 4 SEED				
First Round	Los Angeles, Calif.	(9) Oregon	W, 90-89	Lucet/Whyte, 23 Davellyn Whyte, 24 Soana Lucet, 17
Quarterfinals		(5) USC	W, 72-61	
Semifinals		(1) Stanford	L, 71-100	
2012 - NO. 12 SEED				
First Round	Los Angeles, Calif.	(5) UCLA	W, 61-57	Davellyn Whyte, 18 Davellyn Whyte, 17
Quarterfinals		(4) Arizona State	L, 53-68	
2013 - NO. 11 SEED				
First Round	Seattle, Wash.	(6) Utah	L, 48-66	Davellyn Whyte, 23
2014 - NO. 12 SEED				
First Round	Seattle, Wash.	(5) USC	L, 54-59	Kama Griffiths, 13
2015 - NO. 11 SEED				
First Round	Seattle, Wash.	(6) UCLA	L, 62-80	Candice Warthen, 12
2016 - NO. 11 SEED				
First Round	Seattle, Wash.	(6) Oregon	W, 74-68	LaBrittney Jones, 26 LaBrittney Jones, 15
Quarterfinals		(3) UCLA	L, 51-72	
2017 - NO. 11 SEED				
First Round	Seattle, Wash.	(6) Oregon	L, 63-70	LaBrittney Jones, 23
2018 - NO. 11 SEED				
First Round	Seattle, Wash.	(6) Arizona State	L, 47-76	Thomas/Bennett, 11
2019 - NO. 8 SEED				
First Round	Las Vegas, Nev.	(9) USC	W, 76-48	McDonald/Reese, 19 Aari McDonald, 34
Quarterfinals		(1) Oregon	L, 77-63	
2020 - NO. 4 SEED				
Quarterfinals	Las Vegas, Nev.	(12) California	W, 86-73	Cate Reese, 30 Aari McDonald, 34
Semifinals		(1) Oregon	L, 88-70	
2021 - NO. 3 SEED				
Quarterfinals	Las Vegas, Nev.	(7) Washington St.	W, 60-44	Trinity Baptiste, 17 Aari McDonald, 24
Semifinals		(3) UCLA	L, 58-49	
2022 - NO. 4 SEED				
Quarterfinals	Las Vegas, Nev.	(5) Colorado	L, 43-45	Lauren Ware, 15
2023 - NO. 4 SEED				
Quarterfinals	Las Vegas, Nev.	(5) UCLA	L, 59-73	Pellington/Fields/Loville, 10



CURRENT ARIZONA PLAYERS' CAREER PAC-12 TOURNAMENT STATS

No.	Player	G-S	Min-Avg	FG-FGA	Pct	3-Point		FT-FTA	Pct	Off	Rebs		AVG	AST	TO	BLK	STL	PF-D	PTS-AVG
						FG-FGA	Pct				Def	Tot							
12	Martinez	1-1	18-18.0	2-5	.400	0-3	.000	0-0	.000	0	0	0	0.0	2	0	0	0	4-0	4-4.0
13	Pueyo	6-1	149-24.8	5-23	.217	4-16	.250	1-2	.500	1	24	25	4.2	14	10	5	12	9-0	17-2.8
15	Gilbert	1-0	8-8.0	3-4	.750	1-1	1.00	2-3	.667	0	1	1	1.0	0	2	0	1	1-0	9-9.0
34	Nnaji	1-0	12-12.0	0-3	.000	0-0	.000	2-2	1.00	0	2	2	2.0	0	0	0	0	1-0	2-2.0

CURRENT ARIZONA PLAYERS' PAC-12 TOURNAMENT GAME-BY-GAME STATS

#12 ESMERY MARTINEZ

Opponent	Date	GS	MIN	FG-FGA	PCT	3FG-FGA	PCT	FT-FTA	PCT	OFF-DEF	TOT	PF	A	TO	BLK	STL	PTS
UCLA	3/2/23	*	18	2-5	.400	0-3	.000	0-0	.000	0-0	0	4	2	0	0	0	4
Total			18	2-5	.400	0-3	.000	0-0	.000	0-0	0	4	2	0	0	0	4

#13 HELENA PUEYO

Opponent	Date	GS	MIN	FG-FGA	PCT	3FG-FGA	PCT	FT-FTA	PCT	OFF-DEF	TOT	PF	A	TO	BLK	STL	PTS
California	3/6/20		26	2-5	.400	2-4	.500	1-2	.500	0-6	6	2	8	3	2	1	7
Oregon	3/7/20		23	2-5	.400	2-4	.500	0-0	.000	0-1	1	0	0	0	0	2	6
Washington State	3/4/21		23	0-3	.000	0-2	.000	0-0	.000	0-6	6	1	0	1	1	5	0
UCLA	3/5/21		19	0-3	.000	0-3	.000	0-0	.000	0-6	6	0	0	2	0	0	0
Colorado	3/3/22	*	30	1-6	.167	0-3	.000	0-0	.000	1-2	3	2	3	3	1	1	2
UCLA	3/2/23		28	0-1	.000	0-0	.000	0-0	.000	0-3	3	4	3	1	1	3	0
Total			149	5-23	.217	4-16	.250	1-2	.500	1-24	25	9	14	10	5	12	17

#15 KAILYN GILBERT

Opponent	Date	GS	MIN	FG-FGA	PCT	3FG-FGA	PCT	FT-FTA	PCT	OFF-DEF	TOT	PF	A	TO	BLK	STL	PTS
UCLA	3/2/23		8	3-4	.750	1-1	1.00	2-3	.667	0-1	1	1	0	2	0	1	9
Total			8	3-4	.750	1-1	1.00	2-3	.667	0-1	1	1	0	2	0	1	9

#34 MAYA NNAJI

Opponent	Date	GS	MIN	FG-FGA	PCT	3FG-FGA	PCT	FT-FTA	PCT	OFF-DEF	TOT	PF	A	TO	BLK	STL	PTS
UCLA	3/2/23		12	0-3	.000	0-0	.000	2-2	1.00	0-2	2	1	0	0	0	0	2
Total			12	0-3	.000	0-0	.000	2-2	1.00	0-2	2	1	0	0	0	0	2



MOST POINTS IN A GAME

Rank	Points	Opponent	Date
1.	90	Oregon	Mar. 9, 2011
2.	86	Oregon	Mar. 7, 2020
3.	81	Oregon State	Mar. 6, 2004
4.	79	Washington State	Mar. 12, 2009
5.	77	Washington	Mar. 7, 2004
6.	76	USC	Mar. 7, 2019
7.	74	Oregon	Mar. 3, 2016
	74	Washington	Mar. 9, 2003
9.	72	USC	Mar. 10, 2011
10.	71	Stanford	Mar. 11, 2012

MOST POINTS ALLOWED IN A GAME

Rank	Points	Opponent	Date
1.	100	Stanford	Mar. 11, 2011
2.	89	Oregon	Mar. 9, 2011
3.	88	Oregon	Mar. 7, 2020
4.	80	UCLA	Mar. 5, 2015
5.	77	Oregon	Mar. 8, 2019
	77	Stanford	Mar. 13, 2009
	77	Stanford	Mar. 4, 2006
8.	76	Arizona State	Mar. 1, 2018
9.	74	USC	Mar. 5, 2005
10.	73	UCLA	Mar. 2, 2023

MOST POINTS IN A FIRST HALF

Rank	Points	Opponent	Date
1.	51	Oregon	Mar. 9, 2011
2.	44	USC	Mar. 7, 2019
3.	41	California	Mar. 6, 2020
4.	38	USC	Mar. 5, 2005
5.	37	Washington State	Mar. 12, 2009
	37	Washington	Mar. 7, 2004
7.	36	Oregon	Mar. 3, 2016
	36	Oregon State	Mar. 8, 2003
	36	Oregon	Mar. 2, 2002
10.	35	Oregon	Mar. 3, 2006

MOST POINTS ALLOWED IN A FIRST HALF

Rank	Points	Opponent	Date
1.	45	Stanford	Mar. 11, 2011
2.	43	Oregon	Mar. 7, 2020
	43	Utah	Mar. 7, 2013
4.	40	Oregon	Mar. 8, 2019
	40	USC	Mar. 5, 2005
6.	37	UCLA	Mar. 5, 2015
	37	Stanford	Mar. 13, 2009
8.	36	UCLA	Mar. 4, 2016
	36	Arizona State	Mar. 8, 2012
	36	Oregon	Mar. 9, 2011
	36	Stanford	Mar. 4, 2006

MOST POINTS IN A SECOND HALF

Rank	Points	Opponent	Date
1.	47	Stanford	Mar. 11, 2011
	47	Oregon State	Mar. 6, 2004
3.	45	California	Mar. 6, 2020
4.	43	USC	Mar. 10, 2011
	43	Washington	Mar. 9, 2003
6.	42	Washington State	Mar. 12, 2009
7.	40	Oregon State	Mar. 2, 2007
	40	Washington	Mar. 7, 2004
9.	39	Oregon	Mar. 9, 2011
10.	38	Oregon	Mar. 3, 2016
	38	UCLA	Mar. 5, 2015

MOST POINTS ALLOWED IN A SECOND HALF

Rank	Points	Opponent	Date
1.	55	Stanford	Mar. 11, 2011
2.	53	Oregon	Mar. 9, 2011
3.	45	Oregon	Mar. 7, 2020
4.	44	Oregon	Mar. 3, 2016
5.	43	Oregon	Mar. 2, 2017
	43	UCLA	Mar. 5, 2015
7.	42	Arizona State	Mar. 1, 2018
8.	41	Stanford	Mar. 4, 2006
9.	40	UCLA	Mar. 2, 2023
	40	Stanford	Mar. 13, 2009
	40	Arizona State	Mar. 2, 2002

FEWEST POINTS IN A GAME

Rank	Points	Opponent	Date
1.	31	Oregon State	Mar. 7, 2008
2.	43	Colorado	Mar. 3, 2022
3.	46	Stanford	Mar. 13, 2009
	46	Stanford	Mar. 8, 2004
5.	47	Arizona State	Mar. 1, 2018
6.	48	Utah	Mar. 7, 2013
7.	49	Stanford	Mar. 10, 2003
	49	UCLA	Mar. 5, 2021
9.	50	Stanford	Mar. 4, 2006
10.	51	UCLA	Mar. 4, 2016

FEWEST POINTS ALLOWED IN A GAME

Rank	Points	Opponent	Date
1.	44	Washington State	Mar. 4, 2021
2.	45	Colorado	Mar. 3, 2022
3.	46	Oregon State	Mar. 7, 2008
4.	48	USC	Mar. 7, 2019
	51	Stanford	Mar. 8, 2004
	51	Washington	Mar. 9, 2003
7.	54	Oregon State	Mar. 2, 2007
8.	55	Washington	Mar. 7, 2004
9.	56	Oregon State	Mar. 8, 2003
10.	57	UCLA	Mar. 7, 2012
	57	Oregon	Mar. 3, 2006

FEWEST POINTS IN A FIRST HALF

Rank	Points	Opponent	Date
1.	14	Oregon State	Mar. 7, 2008
2.	15	UCLA	Mar. 4, 2016
3.	16	Stanford	Mar. 13, 2009
4.	17	UCLA	Mar. 5, 2021
5.	20	Arizona State	Mar. 1, 2018
	20	Arizona State	Mar. 8, 2012
7.	24	UCLA	Mar. 5, 2015
	24	Stanford	Mar. 11, 2011
	24	Stanford	Mar. 12, 2010
	24	Stanford	Mar. 4, 2006

FEWEST POINTS ALLOWED IN A FIRST HALF

Rank	Points	Opponent	Date
1.	14	Oregon State	Mar. 7, 2008
2.	21	USC	Mar. 7, 2019
	21	Washington State	Mar. 4, 2021
4.	22	Colorado	Mar. 3, 2022
5.	23	Stanford	Mar. 8, 2004
6.	24	Oregon	Mar. 3, 2016
7.	25	USC	Mar. 6, 2014
	25	UCLA	Mar. 5, 2021
9.	26	Oregon State	Mar. 8, 2003
	26	Arizona State	Mar. 2, 2002

FEWEST POINTS IN A SECOND HALF

Rank	Points	Opponent	Date
1.	15	Stanford	Mar. 8, 2004
2.	17	Oregon State	Mar. 7, 2008
3.	19	Utah	Mar. 7, 2013
4.	21	Colorado	Mar. 3, 2022
5.	22	Arizona State	Mar. 2, 2002
6.	24	USC	Mar. 6, 2014
7.	25	Stanford	Mar. 10, 2003
8.	26	Stanford	Mar. 4, 2006
9.	27	Arizona State	Mar. 1, 2018
10.	27	Stanford	Mar. 3, 2007

FEWEST POINTS ALLOWED IN A SECOND HALF

Rank	Points	Opponent	Date
1.	21	UCLA	Mar. 3, 2022
2.	23	Utah	Mar. 7, 2013
	23	Oregon State	Mar. 6, 2004
	23	Washington State	Mar. 4, 2021
5.	24	UCLA	Mar. 7, 2012
	24	Stanford	Mar. 10, 2003
7.	25	Oregon State	Mar. 2, 2007
	25	Washington	Mar. 7, 2004
9.	27	USC	Mar. 7, 2019
	27	Stanford	Mar. 3, 2007

LARGEST MARGIN OF VICTORY

Rank	Points	Opponent	Date
1.	28	USC	Mar. 7, 2019
	23	Oregon State	Mar. 6, 2004
	23	Washington	Mar. 9, 2003
4.	22	Washington	Mar. 7, 2004
5.	16	Washington State	Mar. 4, 2021
6.	15	Oregon State	Mar. 2, 2007
7.	14	Oregon State	Mar. 8, 2003
8.	13	California	Mar. 6, 2020
9.	11	USC	Mar. 10, 2011
10.	7	Washington State	Mar. 12, 2009

LARGEST MARGIN OF DEFEAT

Rank	Points	Opponent	Date
1.	31	Stanford	Mar. 13, 2009
2.	29	Arizona State	Mar. 1, 2018
	29	Stanford	Mar. 11, 2011
4.	27	Stanford	Mar. 4, 2006
5.	21	UCLA	Mar. 4, 2016
6.	20	Stanford	Mar. 12, 2010
7.	18	Oregon	Mar. 7, 2020
	18	UCLA	Mar. 5, 2015
	18	Utah	Mar. 7, 2013
10.	15	Arizona State	Mar. 8, 2012
	15	Oregon State	Mar. 7, 2008

LARGEST HALFTIME LEAD

Rank	Points	Opponent	Date
1.	23	USC	Mar. 7, 2019
2.	15	Oregon	Mar. 9, 2011
3.	14	California	Mar. 6, 2020
4.	12	Oregon	Mar. 3, 2016
	12	Washington	Mar. 9, 2003
6.	10	Oregon State	Mar. 8, 2003
7.	8	Stanford	Mar. 8, 2004
	8	Washington State	Mar. 4, 2021
9.	7	Oregon	Mar. 3, 2006
	7	Washington	Mar. 7, 2004



LARGEST HALFTIME DEFICIT

Rank	Points	Opponent	Date
1.	21	UCLA	Mar. 4, 2016
	21	Stanford	Mar. 11, 2011
	21	Stanford	Mar. 13, 2009
4.	16	Arizona State	Mar. 8, 2012
5.	14	Arizona State	Mar. 1, 2018
	14	Utah	Mar. 7, 2013
7.	13	UCLA	Mar. 5, 2015
8.	12	Oregon	Mar. 8, 2019
	12	Stanford	Mar. 4, 2006
10.	11	Stanford	Mar. 10, 2003

HIGHEST FG PERCENTAGE IN A GAME

Rank	FG%	Opponent	Date
1.	.574	USC	Mar. 7, 2019
2.	.547	California	Mar. 6, 2020
3.	.536	Washington	Mar. 9, 2003
4.	.509	Washington	Mar. 7, 2004
5.	.491	USC	Mar. 10, 2011
6.	.484	Washington State	Mar. 12, 2009
7.	.482	Oregon	Mar. 3, 2016
8.	.475	Oregon State	Mar. 6, 2004
9.	.459	Oregon	Mar. 7, 2020
10.	.455	Oregon	Mar. 9, 2011

LOWEST FG PERCENTAGE IN A GAME

Rank	FG%	Opponent	Date
1.	.250	Colorado	Mar. 3, 2022
2.	.273	Oregon State	Mar. 7, 2008
3.	.296	Arizona State	Mar. 8, 2012
4.	.310	Stanford	Mar. 12, 2010
5.	.311	UCLA	Mar. 4, 2016
	.311	Stanford	Mar. 4, 2006
7.	.316	UCLA	Mar. 5, 2021
8.	.321	UCLA	Mar. 2, 2023
	.321	Stanford	Mar. 13, 2009
10.	.333	Stanford	Mar. 8, 2004

BEST FG DEF. PERCENTAGE IN A GAME

Rank	D-FG%	Opponent	Date
1.	.258	USC	Mar. 7, 2019
2.	.264	Washington State	Mar. 4, 2021
3.	.302	Arizona State	Mar. 2, 2002
4.	.304	Oregon State	Mar. 7, 2008
5.	.308	USC	Mar. 10, 2011
6.	.316	Stanford	Mar. 8, 2004
7.	.323	Washington	Mar. 9, 2003
8.	.326	Colorado	Mar. 3, 2022
9.	.327	UCLA	Mar. 5, 2021
10.	.344	Oregon State	Mar. 6, 2004

WORST FG DEF. PERCENTAGE IN A GAME

Rank	D-FG%	Opponent	Date
1.	.587	Stanford	Mar. 11, 2011
2.	.569	Arizona State	Mar. 1, 2018
3.	.533	Oregon	Mar. 8, 2019
4.	.532	Oregon	Mar. 7, 2020
5.	.484	UCLA	Mar. 5, 2015
	.484	Stanford	Mar. 13, 2009
7.	.481	Oregon	Mar. 2, 2017
8.	.478	Stanford	Mar. 10, 2003
9.	.462	Arizona State	Mar. 8, 2012
10.	.448	Utah	Mar. 7, 2013

MOST 3FGs MADE IN A GAME

Rank	3FGs	Opponent	Date
1.	10	Oregon	Mar. 7, 2020
2.	9	Stanford	Mar. 11, 2011
	9	Oregon	Mar. 3, 2006
4.	8	California	Mar. 6, 2020
	8	USC	Mar. 7, 2019
	8	UCLA	Mar. 7, 2012
	8	Stanford	Mar. 10, 2003
8.	7	USC	Mar. 10, 2011
	7	Oregon	Mar. 3, 2016
10.	6	Washington State	Mar. 12, 2009
	6	Stanford	Mar. 8, 2004
	6	Washington	Mar. 7, 2004
	6	Oregon State	Mar. 6, 2004

MOST 3FGs ATTEMPTED IN A GAME

Rank	3FGs	Opponent	Date
1.	25	UCLA	Mar. 7, 2012
2.	24	Colorado	Mar. 3, 2022
	24	Stanford	Mar. 10, 2003
4.	21	Oregon	Mar. 7, 2020
5.	20	California	Mar. 6, 2020
	20	Stanford	Mar. 4, 2006
7.	19	Stanford	Mar. 11, 2011
	19	Stanford	Mar. 8, 2004
	19	Oregon State	Mar. 6, 2004
10.	18	UCLA	Mar. 4, 2016
	18	Oregon State	Mar. 3, 2006

FEWEST 3FGs MADE IN A GAME

Rank	3FGs	Opponent	Date
1.	1	Oregon State	Mar. 7, 2008
	1	Arizona State	Mar. 2, 2002
3.	2	Colorado	Mar. 3, 2022
	2	Oregon	Mar. 8, 2019
	2	Stanford	Mar. 13, 2009
	2	Washington	Mar. 9, 2003
7.	3	UCLA	Mar. 5, 2015
	3	Utah	Mar. 7, 2013
	3	Washington State	Mar. 11, 2010
	3	Oregon State	Mar. 2, 2007
	3	USC	Mar. 5, 2005
	3	UCLA	Mar. 5, 2021

FEWEST 3FGs ATTEMPTED IN A GAME

Rank	3FGs	Opponent	Date
1.	8	Oregon State	Mar. 7, 2008
	8	Arizona State	Mar. 2, 2002
3.	9	Oregon State	Mar. 2, 2007
	9	Washington	Mar. 9, 2003
5.	10	Oregon	Mar. 3, 2016
6.	11	Arizona State	Mar. 1, 2018
	11	Stanford	Mar. 13, 2009
8.	12	Utah	Mar. 7, 2013
	12	Arizona State	Mar. 8, 2012
10.	13	Five times	Mar. 5, 2015

MOST 3FGs ALLOWED IN A GAME

Rank	3FGs	Opponent	Date
1.	15	Oregon	Mar. 7, 2020
2.	13	Washington State	Mar. 12, 2009
3.	12	Utah	Mar. 7, 2013
4.	10	California	Mar. 6, 2020
	10	Stanford	Mar. 13, 2009
6.	9	Oregon	Mar. 9, 2011
	9	Washington State	Mar. 11, 2010
	9	Washington	Mar. 9, 2003
9.	8	Stanford	Mar. 10, 2003
10.	7	Arizona State	Mar. 1, 2018
	7	Stanford	Mar. 12, 2010
	7	Stanford	Mar. 4, 2006
	7	USC	Mar. 5, 2005

FEWEST 3FGs ALLOWED IN A GAME

Rank	3FGs	Opponent	Date
1.	1	Arizona State	Mar. 2, 2002
2.	2	UCLA	Mar. 7, 2012
3.	3	Oregon	Mar. 2, 2017
	3	USC	Mar. 10, 2011
	3	UCLA	Mar. 5, 2021
6.	4	Seven times	Mar. 7, 2019

HIGHEST 3FG PERCENTAGE IN A GAME

Rank	FG%	Opponent	Date
1.	.700	Oregon	Mar. 3, 2016
2.	.538	USC	Mar. 10, 2011
3.	.500	USC	Mar. 7, 2019
	.500	Oregon State	Mar. 3, 2006
5.	.476	Oregon	Mar. 7, 2020
6.	.474	Stanford	Mar. 11, 2011
7.	.462	Washington State	Mar. 12, 2009
8.	.417	Arizona State	Mar. 8, 2012
9.	.400	California	Mar. 6, 2020
	.400	Washington	Mar. 7, 2004

LOWEST 3FG PERCENTAGE IN A GAME

Rank	FG%	Opponent	Date
1.	.083	Colorado	Mar. 3, 2022
2.	.125	Oregon State	Mar. 7, 2008
	.125	Arizona State	Mar. 2, 2002
4.	.133	Oregon	Mar. 8, 2019
5.	.176	UCLA	Mar. 5, 2021
6.	.182	Stanford	Mar. 13, 2009
7.	.214	Washington State	Mar. 11, 2010
8.	.222	Washington	Mar. 9, 2003
9.	.231	UCLA	Mar. 5, 2015
	.231	USC	Mar. 5, 2005

MOST FTs MADE IN A GAME

Rank	FT's	Opponent	Date
1.	21	Oregon State	Mar. 8, 2003
2.	20	Oregon State	Mar. 2, 2007
3.	19	UCLA	Mar. 5, 2015
	19	Arizona State	Mar. 2, 2002
5.	18	UCLA	Mar. 2, 2023
6.	17	Colorado	Mar. 3, 2022
	17	Oregon	Mar. 3, 2006
	17	Oregon state	Mar. 6, 2004
9.	16	Arizona State	Mar. 8, 2012
10.	15	USC	Mar. 5, 2005



Pac-10/12 Tournament Records

MOST FTs ATTEMPTED IN A GAME

Rank	FTAs	Opponent	Date
1.	29	Oregon State	Mar. 2, 2007
2.	28	Oregon State	Mar. 8, 2003
3.	27	Oregon State	Mar. 6, 2004
4.	26	Arizona State	Mar. 2, 2002
5.	25	UCLA	Mar. 5, 2015
	25	Oregon	Mar. 9, 2011
	25	Washington state	Mar. 12, 2009
8.	23	Oregon	Mar. 3, 2006
	23	USC	Mar. 5, 2005
10.	21	Three times	Mar. 2, 2023

FEWEST FTs MADE IN A GAME

Rank	FTs	Opponent	Date
1.	1	Stanford	Mar. 10, 2003
2.	4	Oregon	Mar. 7, 2020
	4	Stanford	Mar. 8, 2004
	4	Washington State	Mar. 4, 2021
5.	5	Arizona State	Mar. 1, 2018
	5	Washington State	Mar. 11, 2010
7.	6	USC	Mar. 7, 2019
	6	Oregon State	Mar. 7, 2008
9.	7	Stanford	Mar. 4, 2006
10.	8	Califorina	Mar. 6, 2020
	8	UCLA	Mar. 4, 2016
	8	Stanford	Mar. 13, 2009

FEWEST FTs ATTEMPTED IN A GAME

Rank	FTAs	Opponent	Date
1.	4	Stanford	Mar. 10, 2003
2.	6	Washington State	Mar. 4, 2021
3.	7	Arizona State	Mar. 1, 2018
	7	Washington State	Mar. 11, 2010
5.	8	Oregon	Mar. 8, 2020
	8	Stanford	Mar. 4, 2006
7.	9	USC	Mar. 7, 2019
8.	11	UCLA	Mar. 4, 2016
	11	Stanford	Mar. 8, 2004
10.	12	California	Mar. 6, 2020
	12	USC	Mar. 6, 2014

HIGHEST FT PERCENTAGE IN A GAME

Rank	FT%	Opponent	Date
1.	1.000	UCLA	Mar. 7, 2012
2.	.944	Colorado	Mar. 3, 2022
3.	.929	Oregon	Mar. 3, 2016
4.	.917	USC	Mar. 6, 2014
5.	.875	Stanford	Mar. 4, 2006
6.	.857	UCLA	Mar. 2, 2023
7.	.846	Oregon	Mar. 8, 2019
8.	.800	Arizona State	Mar. 8, 2012
9.	.778	Stanford	Mar. 11, 2011
10.	.765	Washington	Mar. 7, 2004

LOWEST FT PERCENTAGE IN A GAME

Rank	FT%	Opponent	Date
1.	.250	Stanford	Mar. 10, 2003
2.	.364	Stanford	Mar. 8, 2004
3.	.429	Oregon State	Mar. 7, 2008
4.	.500	Oregon	Mar. 8, 2020
5.	.520	Washington State	Mar. 12, 2009
6.	.560	Oregon	Mar. 9, 2011
7.	.571	Stanford	Mar. 12, 2009
	.571	Washington	Mar. 9, 2003
9.	.619	Utah	Mar. 7, 2013
10.	.630	Oregon State	Mar. 6, 2004

MOST REBOUNDS IN A GAME

Rank	Rebs.	Opponent	Date
1.	45	Oregon State	Mar. 6, 2004
2.	44	Washington State	Mar. 12, 2009
	44	Stanford	Mar. 8, 2004
4.	43	Washington State	Mar. 11, 2010
5.	42	Oregon	Mar. 9, 2011
6.	41	USC	Mar. 7, 2019
	41	USC	Mar. 5, 2005
8.	40	UCLA	Mar. 5, 2015
9.	39	Washington	Mar. 9, 2003
	39	UCLA	Mar. 4, 2016

MOST OFFENSIVE REBOUNDS IN A GAME

Rank	Rebs.	Opponent	Date
1.	18	UCLA	Mar. 5, 2015
	18	Oregon State	Mar. 6, 2004
3.	16	Arizona State	Mar. 98, 2012
4.	15	USC	Mar. 5, 2005
	15	Stanford	Mar. 8, 2004
6.	14	Oregon	Mar. 9, 2011
	14	Washington State	Mar. 12, 2009
	14	Stanford	Mar. 4, 2006
	14	Stanford	Mar. 10, 2003
10.	13	Two times	Mar. 11, 2010

MOST DEFENSIVE REBOUNDS IN A GAME

Rank	Rebs.	Opponent	Date
1.	37	USC	Mar. 7, 2019
2.	30	USC	Mar. 10, 2011
	30	Washington State	Mar. 11, 2010
	30	Washington State	Mar. 12, 2009
5.	29	Stanford	Mar. 8, 2004
	29	Washington	Mar. 9, 2003
7.	28	California	Mar. 6, 2020
	28	Oregon	Mar. 9, 2011
	28	Washington	Mar. 7, 2004
	28	UCLA	Mar. 5, 2021

MOST ASSISTS IN A GAME

Rank	Assists	Opponent	Date
1.	25	California	Mar. 6, 2020
2.	20	Washington	Mar. 7, 2004
3.	19	USC	Mar. 7, 2019
	19	Washington	Mar. 9, 2003
5.	18	Oregon	Mar. 9, 2011
6.	16	Oregon State	Mar. 6, 2004
7.	15	Oregon	Mar. 3, 2016
8.	14	UCLA	Mar. 7, 2012
	14	Washington State	Mar. 11, 2010
	14	Washington State	Mar. 12, 2009
	14	Oregon State	Mar. 8, 2003

FEWEST ASSISTS IN A GAME

Rank	Assists	Opponent	Date
1.	4	Stanford	Mar. 12, 2010
	4	UCLA	Mar. 5, 2021
3.	5	Stanford	Mar. 13, 2009
	5	Oregon State	Mar. 7, 2008
5.	6	Arizona State	Mar. 2, 2002
6.	7	Colorado	Mar. 3, 2022
	7	Arizona State	Mar. 1, 2018
	7	Utah	Mar. 7, 2013
	7	Arizona State	Mar. 8, 2012
10.	8	UCLA	Mar. 2, 2023

MOST STEALS IN A GAME

Rank	Steals	Opponent	Date
1.	16	Washington State	Mar. 4, 2021
2.	14	Washington	Mar. 9, 2003
3.	12	Washington	Mar. 7, 2004
4.	11	UCLA	Mar. 7, 2012
	11	Oregon	Mar. 9, 2011
	11	USC	Mar. 5, 2005
7.	10	Washington State	Mar. 11, 2010
	10	Stanford	Mar. 13, 2009
	10	Oregon State	Mar. 2, 2007
10.	9	Five times	Mar. 3, 2022

FEWEST STEALS IN A GAME

Rank	Steals	Opponent	Date
1.	1	Stanford	Mar. 8, 2004
2.	2	Oregon	Mar. 3, 2016
3.	3	USC	Mar. 7, 2019
	3	Utah	Mar. 7, 2013
5.	4	Arizona State	Mar. 1, 2018
	4	UCLA	Mar. 4, 2016
	4	UCLA	Mar. 5, 2015
8.	5	Four times	Mar. 7, 2020

MOST BLOCKS IN A GAME

Rank	Blocks	Opponent	Date
1.	5	Colorado	Mar. 3, 2022
	5	California	Mar. 6, 2020
	5	Washington State	Mar. 4, 2021
4.	4	Oregon	Mar. 7, 2020
	4	USC	Mar. 7, 2019
	4	USC	Mar. 6, 2014
	4	USC	Mar. 10, 2011
	4	Oregon State	Mar. 7, 2008
9.	3	Stanford	Mar. 12, 2010
	3	Washington State	Mar. 12, 2009
	3	Oregon State	Mar. 2, 2007
	3	Washington	Mar. 9, 2003

FEWEST BLOCKS IN A GAME

Rank	Blocks	Opponent	Date
1	0	Arizona State	Mar. 8, 2012
	0	Stanford	Mar. 8, 2004
	0	Washington	Mar. 7, 2004
4	1	Oregon	Mar. 2, 2017
	1	UCLA	Mar. 4, 2016
	1	Stanford	Mar. 11, 2011
	1	Oregon	Mar. 9, 2011
	1	Oregon	Mar. 3, 2006
9.	2	Nine times	Mar. 2, 2023

MOST TURNOVERS IN A GAME

Rank	TOs	Opponent	Date
1	26	Oregon State	Mar. 7, 2008
2	25	Washington State	Mar. 11, 2010
3	21	UCLA	Mar. 5, 2015
	21	UCLA	Mar. 7, 2012
5	20	Oregon State	Mar. 2, 2007
6	19	Stanford	Mar. 11, 2011
7.	17	Seven times	Mar. 1, 2018



FEWEST TURNOVERS IN A GAME

Rank	TOs	Opponent	Date
1.	7	Oregon	Mar. 7, 2020
2.	9	UCLA	Mar. 2, 2023
2.	10	Oregon	Mar. 2, 2017
3.	12	California	Mar. 6, 2020
4.	14	Utah	Mar. 7, 2013
	14	Stanford	Mar. 13, 2009
	14	Washington State	Mar. 12, 2009
	14	Oregon	Mar. 3, 2006
	14	Stanford	Mar. 8, 2004
	14	Oregon State	Mar. 8, 2003
10.	15	Six times	Mar. 5, 2021



MOST POINTS IN A GAME

	PTS	Player	Opponent	Date
1.	34	Aari McDonald	Oregon	Mar. 7, 2020
	34	Aari McDonald	Oregon	Mar. 8, 2019
3.	30	Cate Reese	California	Mar. 6, 2020
4.	26	LaBrittney Jones	Oregon	Mar. 3, 2016
5.	24	Davellyn Whyte	USC	Mar. 10, 2011
	24	Aimee Grzyb	Oregon State	Mar. 6, 2004
	24	Aari McDonald	UCLA	Mar. 5, 2021
8.	23	LaBrittney Jones	Oregon	Mar. 2, 2017
	23	Davellyn Whyte	Utah	Mar. 7, 2013
	23	Soana Lucet	Oregon	Mar. 9, 2011
	23	Davellyn Whyte	Oregon	Mar. 9, 2011
	23	Ify Ibekwe	Washington	Mar. 12, 2009

HIGHEST FIELD GOAL PCT (min. 5)

	FG%	Player	Opponent	Date
1.	.889 (8-9)	Krista Warren	Oregon State	Mar. 8, 2003
2.	.867 (13-15)	Cate Reese	California	Mar. 6, 2020
3.	.833 (5-6)	Lucia Alonso	Oregon	Mar. 2, 2017
4.	.800 (8-10)	Candice Allen	Arizona State	Mar. 2, 2002
5.	.769 (10-13)	Shawntinice Polk	Washington	Mar. 9, 2003
6.	.750 (6-8)	Amina Njonkou	Washington St.	Mar. 12, 2009
	.750 (6-8)	Krista Warren	Washington	Mar. 9, 2003
	.727 (8-11)	Trinity Baptiste	Washington St.	Mar. 5, 2021
9.	.714 (5-7)	Tee Tee Starks	USC	Mar. 7, 2019
	.714 (10-14)	LaBrittney Jones	Oregon	Mar. 3, 2016

MOST 3FGM IN A GAME

	3FGM	Player	Opponent	Date
1.	6	Aimee Grzyb	Oregon State	Mar. 6, 2004
2.	5	Davellyn Whyte	USC	Mar. 10, 2011
3.	4	Aari McDonald	Oregon	Mar. 7, 2020
	4	Tee Tee Starks	USC	Mar. 7, 2019
	4	Lucia Alonso	Oregon	Mar. 2, 2017
	4	Davellyn Whyte	UCLA	Mar. 7, 2012
	4	Joy Hollingsworth	Oregon	Mar. 3, 2006
8.	3	Seven times		Mar. 1, 2018

HIGHEST 3PT PCT (min. 3)

	3FG%	Player	Opponent	Date
1.	1.00 (4-4)	Lucia Alonso	Oregon	Mar. 2, 2017
2.	.800 (4-5)	Tee Tee Starks	USC	Mar. 7, 2019
3.	.750 (3-4)	Soana Lucet	Stanford	Mar. 11, 2011
	.750 (3-4)	Ashley Frazier	Washington St.	Mar. 12, 2009
5.	.667 (6-9)	Aimee Grzyb	Oregon State	Mar. 6, 2004
6.	.625 (5-8)	Davellyn Whyte	USC	Mar. 10, 2011
7.	.600 (3-5)	Kat Wright	Arizona State	Mar. 1, 2018
8.	.571 (4-7)	Aimee Grzyb	Washington	Mar. 7, 2004
9.	.500 (3-6)	Davellyn Whyte	Arizona State	Mar. 8, 2012
10.	.500 (3-6)	Courtney Clements	Washington St.	Mar. 12, 2009

MOST FTM IN A GAME

	FTM	Player	Opponent	Date
1.	9	Cate Reese	UCLA	Mar. 2, 2023
	9	Lauren Ware	Colorado	Mar. 3, 2022
	9	Aari McDonald	Oregon	Mar. 8, 2019
	9	Ify Ibekwe	Stanford	Mar. 11, 2011
5.	8	Davellyn Whyte	Utah	Mar. 7, 2013
	8	Ashley Whisonant	Oregon	Mar. 3, 2006
7.	7	Breanna Workman	UCLA	Mar. 5, 2015
	7	Ify Ibekwe	USC	Mar. 10, 2011
	7	Shawntinice Polk	Oregon State	Mar. 8, 2003
	7	Dee-Dee Wheeler	Oregon State	Mar. 8, 2003

HIGHEST FT PCT (min. 5)

	FT%	Player	Opponent	Date
1.	1.00 (9-9)	Ify Ibekwe	Stanford	Mar. 11, 2011
	1.00 (7-7)	Dee-Dee Wheeler	Oregon State	Mar. 8, 2003
	1.00 (6-6)	Allie Grzyb	Arizona State	Mar. 2, 2002
4.	.900 (9-10)	Cate Reese	UCLA	Mar. 2, 2023
	.900 (9-10)	Lauren Ware	Colorado	Mar. 3, 2022
	.900 (9-10)	Aari McDonald	Oregon	Mar. 8, 2019
7.	.875 (7-8)	Breanna Workman	UCLA	Mar. 5, 2015
8.	.857 (6-7)	Aari McDonald	UCLA	Mar. 5, 2021
9.	.833 (5-6)	Candice Warthen	Arizona State	Mar. 8, 2012
	.833 (5-6)	Amina Njonkou	Oregon State	Mar. 2, 2007
	.833 (5-6)	Ashley Whisonant	Stanford	Mar. 4, 2006

MOST REBOUNDS IN A GAME

	REB	Player	Opponent	Date
1.	18	Shawntinice Polk	Stanford	Mar. 8, 2004
2.	15	Ify Ibekwe	Oregon	Mar. 9, 2011
3.	14	Ify Ibekwe	Washington St.	Mar. 12, 2009
4.	13	LaBrittney Jones	UCLA	Mar. 4, 2016
	13	Ify Ibekwe	Stanford	Mar. 12, 2016
	13	Shawntinice Polk	Oregon State	Mar. 8, 2003
7.	11	Cate Reese	USC	Mar. 7, 2019
	11	Ify Ibekwe	USC	Mar. 10, 2011
	11	Ify Ibekwe	Oregon State	Mar. 7, 2008
10.	10	Ify Ibekwe	Washington St.	Mar. 11, 2010
	10	Shawntinice Polk	Washington	Mar. 7, 2004
	10	Natalie Jones	Oregon State	Mar. 6, 2004

MOST ASSISTS IN A GAME

	AST	Player	Opponent	Date
1.	9	Aari McDonald	Washington St.	Mar. 4, 2021
2.	8	Helena Pueyo	California	Mar. 6, 2020
3.	7	Aari McDonald	USC	Mar. 7, 2019
	7	Natalie Jones	Washington	Mar. 7, 2004
	7	Dee-Dee Wheeler	Oregon State	Mar. 6, 2004
	7	Julie Brase	Washington	Mar. 9, 2003
7.	6	Davellyn Whyte	Utah	Mar. 7, 2013
	6	Candice Warthen	UCLA	Mar. 7, 2012
9.	5	Nine times		Mar. 7, 2020

MOST STEALS IN A GAME

	STL	Player	Opponent	Date
1.	7	Davellyn Whyte	Oregon	Mar. 9, 2011
2.	6	Trinity Baptiste	Washington State	Mar. 4, 2021
3.	5	Davellyn Whyte	UCLA	Mar. 7, 2012
	5	Shawntinice Polk	USC	Mar. 5, 2005
	5	Helena Pueyo	Washington St.	Mar. 4, 2021
6.	4	Soana Lucet	USC	Mar. 10, 2011
	4	Tasha Dickey	Oregon State	Mar. 7, 2008
	4	Ashley Whisonant	Oregon State	Mar. 2, 2007
	4	Amina Njonkou	Stanford	Mar. 4, 2006
	4	Dee-Dee Wheeler	Oregon State	Mar. 6, 2004

MOST BLOCKS IN A GAME

	BLK	Player	Opponent	Date
1.	3	Sam Thomas	USC	Mar. 7, 2019
2.	2	17 times		Mar. 3, 2022

MOST TURNOVERS IN A GAME

	TO	Player	Opponent	Date
1.	8	Ify Ibekwe	Stanford	Mar. 12, 2010
2.	7	JaLea Bennett	Arizona State	Mar. 1, 2018
	7	Davellyn Whyte	UCLA	Mar. 7, 2012
	7	Ify Ibekwe	Oregon	Mar. 9, 2011
	7	Davellyn Whyte	Washington St.	Mar. 11, 2010
6.	6	Lauren Ware	Colorado	Mar. 3, 2022
	6	Erica Barnes	Utah	Mar. 7, 2013
	6	Candice Warthen	UCLA	Mar. 7, 2012
	6	Ify Ibekwe	Stanford	Mar. 11, 2011
	6	Ify Ibekwe	Washington St.	Mar. 11, 2010
	6	Ify Ibekwe	Oregon State	Mar. 7, 2008
	6	Amina Njonkou	Oregon State	Mar. 7, 2008



MOST POINTS IN A GAME

	Points	Player	Opponent	Date
1.	22	Shawntinice Polk	Washington	Mar. 9, 2003
2.	19	Cate Reese	USC	Mar. 7, 2019
	19	Courtney Clements	Washington St.	Mar. 12, 2009
4.	15	Shawntinice Polk	Oregon State	Mar. 8, 2003
5.	14	Lucia Alonso	Oregon	Mar. 2, 2017
	14	Courtney Clements	Stanford	Mar. 13, 2009
7.	13	Davellyn Whyte	Washington St.	Mar. 11, 2010
8.	11	Sam Thomas	Arizona State	Mar. 1, 2018
9.	10	JaLea Bennett	UCLA	Mar. 5, 2015
	10	LaBrittney Jones	USC	Mar. 6, 2014

HIGHEST FIELD GOAL PCT (min. 5)

	FG%	Player	Opponent	Date
1.	.833 (5-6)	Lucia Alonso	Oregon	Mar. 2, 2017
2.	.769 (10-13)	Shawntinice Polk	Washington	Mar. 9, 2003
3.	.615 (8-13)	Cate Reese	USC	Mar. 7, 2019
4.	.467 (7-15)	Courtney Clements	Washington St.	Mar. 12, 2009
5.	.462 (6-13)	Courtney Clements	Stanford	Mar. 13, 2009

MOST 3FGM IN A GAME

	3FGM	Player	Opponent	Date
1.	4	Lucia Alonso	Oregon	Mar. 2, 2017
2.	3	Courtney Clements	Washington St.	Mar. 12, 2009
3.	2	Helena Pueyo	Oregon	Mar. 7, 2020
	2	Helena Pueyo	California	Mar. 6, 2020
	2	Kelsey Burns	Oregon	Mar. 3, 2006
6.	1	10 Times	WSU	Mar. 4, 2021

HIGHEST 3PT PCT (min. 2)

	3FG%	Player	Opponent	Date
1.	1.00 (4-4)	Lucia Alonso	Oregon	Mar. 2, 2017
2.	.500 (2-4)	Helena Pueyo	Oregon	Mar. 7, 2020
	.500 (2-4)	Helena Pueyo	California	Mar. 6, 2020
	.500 (3-6)	Courtney Clements	Washington St.	Mar. 12, 2009
	.500 (2-4)	Kelsey Burns	Oregon	Mar. 3, 2006

MOST FTM IN A GAME

	FTM	Player	Opponent	Date
1.	7	Shawntinice Polk	Oregon State	Mar. 8, 2003
2.	6	JaLea Bennett	UCLA	Mar. 5, 2015
3.	4	Destiny Graham	UCLA	Mar. 4, 2016
	4	LaBrittney Jones	USC	Mar. 6, 2014
	4	Aley Rohde	UCLA	Mar. 7, 2012
	4	Reiko Thomas	Stanford	Mar. 13, 2009
	4	Reiko Thomas	Washington St.	Mar. 12, 2009
	4	Shannon Hobson	Oregon State	Mar. 6, 2004
9.	3	Marlee Kyles	Arizona State	Mar. 1, 2018
10.	2	Seven Times	UCLA	Mar. 2, 2023

HIGHEST FT PCT (min. 3)

	FT%	Player	Opponent	Date
1.	1.00 (4-4)	LaBrittney Jones	USC	Mar. 6, 2014
	1.00 (4-4)	Aley Rohde	UCLA	Mar. 7, 2012
	1.00 (4-4)	Reiko Thomas	Washington St.	Mar. 12, 2009
	1.00 (4-4)	Shannon Hobson	Oregon State	Mar. 6, 2004
5.	.750 (6-8)	JaLea Bennett	UCLA	Mar. 5, 2015
6.	.700 (7-10)	Shawntinice Polk	Oregon State	Mar. 8, 2003
7.	.667 (4-6)	Destiny Graham	UCLA	Mar. 4, 2016
	.667 (4-6)	Reiko Thomas	Stanford	Mar. 13, 2009

MOST REBOUNDS IN A GAME

	REB	Player	Opponent	Date
1.	13	Shawntinice Polk	Oregon State	Mar. 8, 2003
2.	11	Cate Reese	USC	Mar. 7, 2019
	11	Ify Ibekwe	Oregon State	Mar. 7, 2008
4.	9	Shawntinice Polk	Stanford	Mar. 10, 2003
5.	8	Davellyn Whyte	Stanford	Mar. 12, 2010
	8	Davellyn Whyte	Washington St.	Mar. 11, 2010
	8	Courtney Clements	Washington St.	Mar. 12, 2009
	8	Shannon Hobson	Oregon State	Mar. 6, 2004
9.	6	Six times		Mar. 6, 2020

MOST ASSISTS IN A GAME

	AST	Player	Opponent	Date
1.	8	Helena Pueyo	California	Mar. 7, 2020
2.	5	Taryn Griffey	Oregon	Mar. 3, 2016
	5	Davellyn Whyte	Washington St.	Mar. 11, 2010
4.	3	Lucia Alonso	Oregon	Mar. 2, 2017
	3	JaLea Bennet	UCLA	Mar. 5, 2015
	3	Candice Warthen	Oregon	Mar. 9, 2011
	3	Shannon Hobson	Oregon State	Mar. 6, 2004
	3	Shawntinice Polk	Stanford	Mar. 10, 2003
	3	Natalie Jones	Washington	Mar. 9, 2003
	3	Shawntinice Polk	Oregon State	Mar. 8, 2003

MOST STEALS IN A GAME

	STL	Player	Opponent	Date
1.	4	Tasha Dickey	Oregon State	Mar. 7, 2008
	4	Amina Njonkou	Stanford	Mar. 4, 2006
	4	Shawntinice Polk	Oregon State	Mar. 8, 2003
4.	3	Davellyn Whyte	Washington St.	Mar. 11, 2010
	3	Natalie Jones	Washington	Mar. 9, 2003
6.	2	Helena Pueyo	Oregon	Mar. 7, 2020
	2	Sam Thomas	Arizona State	Mar. 1, 2018
	2	Breanna Workman	USC	Mar. 6, 2014
	2	Reiko Thomas	Stanford	Mar. 13, 2009
	2	Courtney Clements	Washington St.	Mar. 12, 2009
	2	Ashley Whisonant	USC	Mar. 5, 2005

MOST BLOCKS IN A GAME

	BLK	Player	Opponent	Date
1.	2	Lauren Ware	Washington St.	Mar. 4, 2021
	2	Helena Pueyo	California	Mar. 6, 2020
	2	LaBrittney Jones	USC	Mar. 6, 2014
	2	Davellyn Whyte	Stanford	Mar. 12, 2010
	2	Ify Ibekwe	Oregon State	Mar. 7, 2008
	2	Shawntinice Polk	Washington	Mar. 9, 2003
6.	1	12 times		Mar. 5, 2021





ARIZONA RESULTS IN THE PAC-10/12 TOURNAMENT

2002 Pac-10 Tournament

(Eugene, Ore.)
March 2, 2002
#3 Arizona State 66, #6 Arizona 58

2003 Pac-10 Tournament

Runners-up
(San Jose, Calif.)
March 8, 2003
#3 Arizona 70, #6 Oregon State 56
March 9, 2003
#3 Arizona 74, #2 Washington 51
March 10, 2003
#1 Stanford 59, #3 Arizona 49

2004 Pac-10 Tournament

Runners-up
(San Jose, Calif.)
March 6, 2004
#2 Arizona 81, #7 Oregon State 58
March 7, 2004
#2 Arizona 77, #6 Washington 55
March 8, 2004
#1 Stanford 72, #2 Arizona 60

2005 Pac-10 Tournament

(San Jose, Calif.)
March 5, 2005
#4 USC 74, #5 Arizona 66

2006 Pac-10 Tournament

(San Jose, Calif.)
March 3, 2006
#9 Arizona 64, #8 Oregon 57
March 4, 2006
#1 Stanford 77, #9 Arizona 50

2007 Pac-10 Tournament

(San Jose, Calif.)
March 2, 2007
#9 Arizona 69, #8 Oregon State 54
March 3, 2007
#1 Stanford 65, #9 Arizona 55

2008 Pac-10 Tournament

(San Jose, Calif.)
March 7, 2008
#8 Oregon State 46, #9 Arizona 31

2009 Pac-10 Tournament

(Los Angeles, Calif.)
March 12, 2009
#9 Arizona 79, #8 Washington State 72
March 13, 2009
#1 Stanford 77, #9 Arizona 46

2010 Pac-10 Tournament

(Los Angeles, Calif.)
March 11, 2010
#8 Arizona 62, #9 Washington State 60
March 12, 2010
#1 Stanford 72, #8 Arizona 52

2011 Pac-10 Tournament

(Los Angeles, Calif.)
March 9, 2011
#4 Arizona 90, #9 Oregon 89
March 10, 2011
#4 Arizona 72, #5 USC 62
March 11, 2011
#1 Stanford 100, #4 Arizona, 71

2012 Pac-12 Tournament

(Los Angeles, Calif.)
March 7, 2012
#12 Arizona 61, #5 UCLA 57
March 8, 2012
#4 Arizona State 68, #12 Arizona 53

2013 Pac-12 Tournament

(Seattle, Wash.)
March 7, 2012
#6 Utah 66, #11 Arizona 48

2014 Pac-12 Tournament

(Seattle, Wash.)
March 6, 2014
#5 USC 54, #12 Arizona 49

2015 Pac-12 Tournament

(Seattle, Wash.)
March 5, 2015
#6 UCLA 80, #11 Arizona 62

2016 Pac-12 Tournament

(Seattle, Wash.)
March 3, 2016
#11 Arizona 74, #6 Oregon 68
March 4, 2016
#3 UCLA 72, #11 Arizona 51

2017 Pac-12 Tournament

(Seattle, Wash.)
March 2, 2017
#6 Oregon 70, #11 Arizona 63

2018 Pac-12 Tournament

(Seattle, Wash.)
March 1, 2018
#6 Arizona State 76, #11 Arizona 47

2019 Pac-12 Tournament

(Las Vegas, Nev.)
March 7, 2019
#8 Arizona 76, #9 USC 48
March 8, 2019
#1 Oregon 77, #8 Arizona 63

2020 Pac-12 Tournament

(Las Vegas, Nev.)
March 6, 2020
#4 Arizona 86, #12 California 73
March 7, 2020
#1 Oregon 88, #4 Arizona 70

2021 Pac-12 Tournament

(Las Vegas, Nev.)
March 4, 2021
#2 Arizona 60, #7 Washington State 44
March 5, 2021
#3 UCLA 58, #2 Arizona 49

2022 Pac-12 Tournament

(Las Vegas, Nev.)
March 3, 2022
#5 Colorado 45, #4 Arizona 43

2023 Pac-12 Tournament

(Las Vegas, Nev.)
March 2, 2022
#5 UCLA 73, #4 Arizona 59

PAC-10/12 TOURNAMENT TEAM RECORDS

MOST FIELD GOALS MADE

Arizona: 35, 2x, last vs. California (3/6/20)
Opponent: 44 by Stanford (3/11/11)

MOST FIELD GOALS ATTEMPTED

Arizona: 77 vs. Oregon (3/9/11)
Opponent: 83 by Oregon (3/9/11)

HIGHEST FIELD GOAL PERCENTAGE

Arizona: .574 (31-54) vs. USC (3/7/19)
Opponent: .587 (44-75) by Stanford (3/11/11)

FEWEST FIELD GOALS MADE

Arizona: 12 vs. Oregon State (3/7/08)
12 vs. Colorado (3/3/22)
Opponent: 14 by Washington State (3/4/21)

FEWEST FIELD GOALS ATTEMPTED

Arizona: 44 vs. Oregon State (3/7/08)
Opponent: 42 by Oregon State (3/2/07)

LOWEST FIELD GOAL PERCENTAGE

Arizona: .250 (12-48) vs. Colorado (3/3/22)
Opponent: .258 (16-62) by USC (3/7/19)

MOST THREE-POINT FIELD GOALS MADE

Arizona: 10 vs. Oregon (3/7/20)
Opponent: 15 by Oregon (3/7/20)

MOST THREE-POINT FIELD GOALS ATTEMPTED

Arizona: 25 vs. UCLA (3/7/12)
Opponent: 37 by Washington State (3/12/09)

HIGHEST THREE-POINT PERCENTAGE

Arizona: .700 (7-10) vs. Oregon (3/3/16)
Opponent: .526 (10-19) by Stanford (3/13/09)

FEWEST THREE-POINT FIELD GOALS MADE

Arizona: 1 vs. Arizona State (3/2/02)
1 vs. Oregon State (3/7/08)
Opponent: 1 by Arizona State (3/2/02)

FEWEST THREE-POINT FIELD GOALS ATTEMPTED

Arizona: 8 vs. Arizona State (3/2/02)
8 vs. Oregon State (3/7/08)
Opponent: 8 by Oregon State (3/2/07)

LOWEST THREE-POINT PERCENTAGE

Arizona: .083 (2-24) vs. Colorado (3/3/22)
Opponent: .100 (1-10) by Arizona State (3/2/02)

MOST FREE THROWS MADE

Arizona: 21 vs. Oregon State (3/8/03)
Opponent: 27 by Arizona State (3/2/02)

MOST FREE THROWS ATTEMPTED

Arizona: 29 vs. Oregon State (3/2/07)
Opponent: 35 by Arizona State (3/2/02)

HIGHEST FREE THROW PERCENTAGE

Arizona: 1.00 (13-13) vs. UCLA (3/7/12)
Opponent: .917 (22-24) by UCLA (3/2/23)

FEWEST FREE THROWS MADE

Arizona: 1 vs. Stanford (3/10/03)
Opponent: 2 by Utah (3/7/13)
2 by Washington (3/9/03)

FEWEST FREE THROWS ATTEMPTED

Arizona: 4 vs. Stanford (3/10/03)
Opponent: 3 by Washington (3/9/03)



LOWEST FREE THROW PERCENTAGE

Arizona: .250 (1-4) vs. Stanford (3/10/03)
Opponent: .364 (4-11) by USC (3/6/14)

MOST REBOUNDS

Arizona: 45 vs. Oregon State (3/6/04)
Opponent: 52 by USC (3/5/05)

HIGHEST REBOUNDING MARGIN

Arizona: +13 (41-28) vs. USC (3/7/19)
Opponent: +19 (46-27) vs. UCLA (3/2/23)

FEWEST REBOUNDS

Arizona: 19 vs. Arizona State (3/1/18)
Opponent: 24 by Oregon (3/3/16)

MOST FOULS

Arizona: 26 vs. Arizona State (3/2/02)
Opponent: 25 by Oregon State (3/2/07)

FEWEST FOULS

Arizona: 6 vs. Utah (3/7/13)
Opponent: 9 by Stanford (3/4/06)

MOST ASSISTS

Arizona: 25 vs. California (3/6/20)
Opponent: 30 by Stanford (3/11/11)

FEWEST ASSISTS

Arizona: 4 2x, last vs. UCLA (3/5/21)
Opponent: 7, 2x, last vs. UCLA (3/5/21)

MOST TURNOVERS

Arizona: 26 vs. Oregon State (3/7/08)
Opponent: 29 by Oregon State (3/2/07)

FEWEST TURNOVERS

Arizona: 9, 2x, last vs. UCLA (3/2/23)
Opponent: 5, 2x, last by Utah (3/7/13)

MOST BLOCKED SHOTS

Arizona: 5, 4x, last vs. Colorado (3/3/22)
Opponent: 9 by Stanford (3/4/06)

FEWEST BLOCKED SHOTS

Arizona: 0, three times, last vs. ASU (3/8/12)
Opponent: 0, 3x, last by Washington (3/9/03)

MOST STEALS

Arizona: 16 vs. Washington State (3/4/21)
Opponent: 15 by UCLA (3/5/15)

FEWEST STEALS

Arizona: 1 vs. Stanford (3/8/04)
Opponent: 3 last by Washington State (3/12/09)

MOST FIRST HALF POINTS

Arizona: 51 vs. Oregon (3/9/11)
Opponent: 45 by Stanford (3/11/11)

MOST SECOND HALF POINTS

Arizona: 47 vs. Stanford (3/11/11)
Opponent: 55 by Stanford (3/11/11)

FEWEST FIRST HALF POINTS

Arizona: 14 vs. Oregon State (3/7/08)
Opponent: 14 by Oregon State (3/7/08)

FEWEST SECOND HALF POINTS

Arizona: 15 vs. Stanford (3/8/04)
Opponent: 23 by Oregon State (3/6/04)

MOST TOTAL POINTS

Arizona: 90 vs. Oregon (3/9/11)
Opponent: 100 by Stanford (3/11/11)

FEWEST TOTAL POINTS

Arizona: 31 vs. Oregon State (3/7/08)
Opponent: 44 by Washington State (3/4/21)

LARGEST MARGIN OF VICTORY

Arizona: +28 (76-48) vs. USC (3/7/19)
Opponent: +31 (77-46) vs. Stanford (3/13/09)

PAC-10/12 TOURNAMENT INDIVIDUAL RECORDS

MOST POINTS SCORED

Arizona: 34, twice
Aari McDonald vs. Oregon (3/7/20)
Aari McDonald vs. Oregon (3/8/19)

MOST FIELD GOALS MADE

Arizona: 14 by Aari McDonald vs. Oregon (3/7/20)
Opponent: 15 by N. Ogwumike, Stanford (3/11/11)

MOST FIELD GOALS ATTEMPTED

Arizona: 25 by Aari McDonald vs. Oregon (3/7/20)
Opponent: 23 by Amanda Johnson, Ore. (3/9/11)

HIGHEST FIELD GOAL PERCENTAGE

(MIN. FIVE FG MADE)
Arizona: .889 (8-9) by K. Warren vs. O. State (3/8/03)
Opponent: .818 (9-11) by R. Hebard, Oregon (3/8/19)

MOST THREE-POINT FIELD GOALS MADE

Arizona: 6 by Aimee Grzyb vs. Oregon State (3/6/04)
Opponent: 6 by Sabrina Ionescu, Oregon (3/7/20)

MOST THREE-POINT FIELD GOALS ATTEMPTED

Arizona: 9, 4x, last Aari McDonald vs. Oregon (3/7/20)
Opponent: 13 by April Cook, Wash. State (3/12/09)

HIGHEST THREE-POINT FIELD GOAL PERCENTAGE

Arizona: 1.000 (2-2) by Lauren Fields (3/2/23)
1.000 (4-4) by Lucia Alonso (3/2/17)
Opponent: .800 (4-5) by A. Lalum, Wash. (3/9/03)
.800 (4-5) by J. Pohlen, Stanford (3/13/09)

MOST FREE THROWS MADE

Arizona: 9 by Cate Reese vs. UCLA (3/2/23)
9 by Lauren Ware vs. Colorado (3/3/22)
9 by Aari McDonald vs. Oregon (3/8/19)
9 by Ify Ibekwe vs. Stanford (3/11/11)
Opponent: 10 by Michaela Onyenwere, UCLA (3/5/21)
10 by Jaelyn Brown, Cal, (3/6/20)

MOST FREE THROWS ATTEMPTED

Arizona: 10, seven times
Cate Reese vs. UCLA (3/2/23)
Opponent: 11, Michaela Onyenwere, UCLA (3/5/21)

HIGHEST FREE THROW PERCENTAGE

(MIN. SEVEN FT MADE)
Arizona: 1.000 (9-9) by I. Ibekwe vs. Stanford (3/11/11)
1.000 (7-7) by D. Wheeler vs. O. State (3/8/03)
Opponent: 1.000 (8-8) by L. Peterson, Oregon (3/3/16)

MOST REBOUNDS

Arizona: 18 by S. Polk vs. Stanford (3/8/04)
Opponent: 15 by Kayla Pedersen, Stanford (3/13/09)

MOST ASSISTS

Arizona: 9 by Aari McDonald vs. WSU (3/4/21)
Opponent: 13 by Sabrina Ionescu, Oregon (3/8/19)

MOST TURNOVERS

Arizona: 8 by Ify Ibekwe vs. Stanford (3/12/10)
Opponent: 9 by M. Fox-Griffin, Oregon State (3/2/07)

MOST BLOCKED SHOTS

Arizona: 3 by Sam Thomas vs. USC (3/7/19)
Opponent: 4 by Brooke Smith, Stanford (3/4/06)
4 by C. Costa, UCLA (3/5/15)
4 by M. Billings, UCLA (3/4/16)

MOST STEALS

Arizona: 7 by Davellyn Whyte vs. Oregon (3/9/11)
Opponent: 6 by T. Ducker, Oregon State (3/7/08)

MOST MINUTES PLAYED

Arizona: 40, 8 times
Sam Thomas vs. Oregon (3/7/20)

DOUBLE-DOUBLES IN THE PAC-10/12 TOURNAMENT

3 – Ify Ibekwe
18 pts, 13 reb. vs. Stanford (3/12/10)
14 pts, 10 reb. vs. Wash. State (3/11/10)
23 pts, 14 reb. vs. Wash. State (3/12/09)
2 – Shawntinice Polk
19 pts, 10 reb. vs. Washington (3/7/04)
15 pts, 13 reb. vs. Oregon State (3/8/03)
1 – LaBrittney Jones
15 pts, 13 reb. vs. UCLA (3/4/16)
1 – Cate Reese
19 points, 11 reb. vs. USC (3/17/19)



**All-Time NCAA
Tournament Record**

13-10

RECORD AT NCAA SITES

Location	Record	Last
Athens, Ga.	1-1	1997
Austin, Texas	0-1	2004
College Park, Md.	1-1	2023
Dayton, Oh.	0-1	1998
Knoxville, Tenn.	2-2	2005
Manhattan, Kan.	0-1	2003
Piscataway, N.J.	1-1	1999
San Antonio, Texas	5-1	2021
Tucson, Ariz.	3-1	2022

ARIZONA RECORD AS A SEED

Seed	Record	Years
No. 3	7-2	2021
No. 4	1-1	2022
No. 6	2-2	1999, 2003
No. 7	2-2	2023
No. 8	1-1	2000
No. 9	1-2	2004, 2005

ARIZONA RECORD VS. SEED

Seed	Record	Years
No. 1	1-3	2005, 2021
No. 2	1-3	1998, 2021, 2023
No. 3	0-1	1999
No. 4	1-0	2021
No. 5	0-1	2022
No. 6	1-0	1998
No. 8	1-1	2005
No. 9	1-0	2000
No. 10	2-0	1997, 2023
No. 11	2-1	2003, 2021
No. 13	1-0	2022
No. 14	2-0	1998, 2021

RECORD VS. NCAA OPPONENTS

Opponent	Record	Last
BYU	1-0	2021
Connecticut	1-1	2021
Florida	1-0	1999
Georgia	0-1	1997
Indiana	1-0	2021
Kent State	1-0	2000
LSU	0-1	2005
Maryland	0-1	2023
Michigan State	0-1	2004
North Carolina	0-1	2022
Notre Dame	0-1	2003
Oklahoma	1-0	2005
Rutgers	0-1	1999
Santa Clara	1-0	1998
Stanford	0-1	2021
Stony Brook	1-0	2021
Tennessee	0-1	2000
Texas A&M	1-0	2021
UNLV	1-0	2022
Virginia	1-0	1998
Western Kentucky	1-0	1997
West Virginia	1-0	2023





CURRENT ARIZONA PLAYERS' CAREER NCAA TOURNAMENT STATS

No.	Player	G-S	Min-Avg	FG-FGA	Pct	3-Point		FT-FTA	Pct	Rebs			AVG	AST	TO	BLK	STL	PF-D	PTS-AVG
						FG-FGA	Pct			Off	Def	Tot							
1	Blakely*	1-0	15-15.0	3-6	.500	0-1	.000	0-1	.000	0	2	2	2.0	4	3	0	0	0-0	6-6.0
12	Martinez*	4-4	123-30.8	22-38	.579	1-4	.250	5-8	.625	10	35	45	11.3	7	14	4	6	12-1	50-12.5
13	Pueyo	10-0	180-18.0	13-36	.361	7-23	.304	1-1	1.00	4	22	26	2.6	8	11	6	7	14-0	34-3.4
15	Gilbert	2-0	19-9.8	1-4	.250	0-0	.000	3-4	.750	0	4	4	2.0	3	5	0	1	1-0	5-2.5
23	Beh	1-0	22-22.0	4-4	1.00	0-0	.000	0-0	.000	0	0	0	0.0	0	0	1	1	2-0	8-8.0
34	Nnaji	1-0	7-7.1	0-2	.000	0-0	.000	0-0	.000	1	2	3	3.0	0	1	0	0	2-0	0-0.0

*Includes statistics from previous institutions

CURRENT ARIZONA PLAYERS' NCAA TOURNAMENT GAME-BY-GAME STATS

#1 COURTNEY BLAKELY

Opponent	Date	GS	MIN	FG-FGA	PCT	3FG-FGA	PCT	FT-FTA	PCT	OFF-DEF	TOT	PF	A	TO	BLK	STL	PTS
Colorado*	3/18/23		15	3-6	.500	0-1	.000	0-1	.000	0-2	2	0	4	3	0	0	6
Total			15	3-6	.500	0-1	.000	0-1	.000	0-2	2	0	4	3	0	0	6

*at Middle Tennessee

#12 ESMERY MARTINEZ

Opponent	Date	GS	MIN	FG-FGA	PCT	3FG-FGA	PCT	FT-FTA	PCT	OFF-DEF	TOT	PF	A	TO	BLK	STL	PTS
Lehigh*	3/21/21	*	34	7-10	.700	0-0	.000	2-4	.500	3-8	11	3	3	5	0	2	16
Georgia Tech*	3/23/21	*	31	5-10	.500	0-0	.000	3-4	.750	2-7	9	5	0	3	1	1	13
West Virginia	3/17/23	*	28	6-9	.667	1-2	.500	0-0	.000	1-11	12	1	1	1	2	1	13
Maryland	3/19/23	*	30	4-9	.444	0-2	.000	0-0	.000	4-9	13	3	3	5	1	2	8
Total			123	22-38	.579	1-4	.250	5-8	.625	10-35	45	12	7	14	4	6	50

*at West Virginia

#13 HELENA PUEYO

Opponent	Date	GS	MIN	FG-FGA	PCT	3FG-FGA	PCT	FT-FTA	PCT	OFF-DEF	TOT	PF	A	TO	BLK	STL	PTS
Stony Brook	3/22/21		19	2-6	.333	2-3	.667	0-0	.000	2-4	6	1	1	3	1	0	6
BYU	3/24/21		20	1-4	.250	0-3	.000	0-0	.000	0-2	2	0	2	1	0	1	2
Texas A&M	3/27/21		24	2-5	.400	1-4	.250	0-0	.000	0-1	1	1	0	0	1	2	5
Indiana	3/29/21		20	2-7	.286	2-7	.286	0-0	.000	1-2	3	0	0	1	2	0	6
UCConn	4/2/21		25	1-4	.250	0-1	.000	0-0	.000	1-7	8	0	1	0	0	0	2
Stanford	4/4/21		17	1-4	.250	1-3	.333	0-0	.000	0-2	2	2	0	0	0	0	3
UNLV	3/20/22		4	0-1	.000	0-1	.000	0-0	.000	0-0	0	0	0	0	0	0	0
North Carolina	3/22/22		8	1-1	1.00	1-1	1.00	0-0	.000	0-1	1	3	1	2	1	1	3
West Virginia	3/17/23		14	1-1	1.00	0-0	.000	0-0	.000	0-1	1	4	1	2	1	1	2
Maryland	3/19/23		29	2-3	.667	0-0	.000	1-1	1.00	0-2	2	3	2	2	0	2	5
Total			180	13-36	.361	7-23	.304	1-1	1.00	4-22	26	14	8	11	6	7	34

#15 KAILYN GILBERT

Opponent	Date	GS	MIN	FG-FGA	PCT	3FG-FGA	PCT	FT-FTA	PCT	OFF-DEF	TOT	PF	A	TO	BLK	STL	PTS
West Virginia	3/17/23		14	1-2	.500	0-0	.000	3-4	.750	0-3	3	1	2	4	0	1	5
Maryland	3/19/23		5	0-2	.000	0-0	.000	0-0	.000	0-1	1	0	1	1	0	0	0
Total			19	1-4	.250	0-0	.000	3-4	.750	0-4	4	1	3	5	0	1	5

#23 ISIS BEH

Opponent	Date	GS	MIN	FG-FGA	PCT	3FG-FGA	PCT	FT-FTA	PCT	OFF-DEF	TOT	PF	A	TO	BLK	STL	PTS
Arizona*	3/17/23		22	4-4	1.00	0-0	.000	0-0	.000	0-0	0	2	0	0	1	1	8
Total			22	4-4	1.00	0-0	.000	0-0	.000	0-0	0	2	0	0	1	1	8

*at West Virginia

#34 MAYA NNAJI

Opponent	Date	GS	MIN	FG-FGA	PCT	3FG-FGA	PCT	FT-FTA	PCT	OFF-DEF	TOT	PF	A	TO	BLK	STL	PTS
West Virginia	3/17/23		7	0-2	.000	0-0	.000	0-0	.000	1-2	3	2	0	1	0	0	0
Total			7	0-3	.000	0-0	.000	0-0	.000	1-2	3	2	0	1	0	0	0



YEAR-BY-YEAR HISTORY

Round	Site	Opponent	Result	High Arizona Scorer
-------	------	----------	--------	---------------------

1997 - WEST REGION (NO. 7 SEED)

First	Athens, Ga.	Western Kentucky	W, 76-72	Marte Alexander (21)
Second	Athens, Ga.	Georgia	L, 80-72	Adia Barnes (24)

1998 - EAST REGION (NO. 3 SEED)

First	Tucson, Ariz.	Santa Clara	W, 75-63	Marte Alexander (23)
Second	Tucson, Ariz.	Virginia	W, 94-77	Adia Barnes (30)
Sweet 16	Dayton, Ohio	Connecticut	L, 74-57	Lisa Griffith (21)

1999 - MIDWEST REGION (NO. 6 SEED)

First	Piscataway, N.J.	Florida	W, 87-84 (OT)	Angela Lackey (29)
Second	Piscataway, N.J.	Rutgers	L, 90-47	Angela Lackey (12)

2000 - MIDEAST REGION (NO. 8 SEED)

First	Knoxville, Tenn.	Kent State	W, 73-61	Lisa Griffith (19)
Second	Knoxville, Tenn.	Tennessee	L, 75-60	Angela Lackey (13)

2003 - EAST REGION (NO. 6 SEED)

First	Manhattan, Kan.	Notre Dame	L, 59-47	Krista Warren (17)
-------	-----------------	------------	----------	--------------------

2004 - WEST REGION (NO. 9 SEED)

First	Austin, Texas	Michigan State	L, 72-60	Shawntinice Polk (23)
-------	---------------	----------------	----------	-----------------------

2005 - CHATTANOOGA REGION (NO. 9 SEED)

First	Knoxville, Tenn.	Oklahoma	W, 72-69	Dee-Dee Wheeler (16)
Second	Knoxville, Tenn.	LSU	L, 76-43	Dee Dee Wheeler (13)

2021 - MERCADO REGION (NO. 3 SEED)

First	San Antonio, Texas	Stony Brook	W, 79-44	Aari McDonald (20)
Second	San Antonio, Texas	BYU	W, 52-46	Aari McDonald (17)
Sweet 16	San Antonio, Texas	Texas A&M	W, 74-59	Aari McDonald (31)
Elight 8	San Antonio, Texas	Indiana	W, 66-53	Aari McDonald (33)
Final 4	San Antonio, Texas	UConn	W, 69-59	Aari McDonald (36)
NCAA	San Antonio, Texas	Stanford	L, 54-53	Aari McDonald (22)

2022 - GREENSBORO REGION (NO. 4 SEED)

First	Tucson, Ariz.	UNLV	W, 72-67	Shaina Pellington (30)
Second	Tucson, Ariz.	North Carolina	L, 63-45	Sam Thomas (15)

2023 - GREENVILLE REGION (NO. 7 SEED)

First	College Park, Md.	West Virginia	W, 75-62	Cate Reese (25)
Second	College Park, Md.	Maryland	L, 77-64	Cate Reese (19)



MOST POINTS IN A GAME

Rank	Points	Opponent	Date
1.	94	Virginia	Mar. 15, 1998
2.	87	Florida	Mar. 12, 1999
3.	79	Stony Brook	Mar. 22, 2021
3.	76	Western Kentucky	Mar. 14, 1997
4.	75	West Virginia	Mar. 17, 2023
	75	Santa Clara	Mar. 13, 1998
6.	74	Texas A&M	Mar. 27, 2021
	74	Georgia	Mar. 16, 1997
8.	73	Kent State	Mar. 18, 2000
9.	72	UNLV	Mar. 19, 2022
	72	Oklahoma	Mar. 20, 2005

MOST POINTS ALLOWED IN A GAME

Rank	Points	Opponent	Date
1.	90	Rutgers	Mar. 14, 1999
2.	84	Florida	Mar. 12, 1999
3.	80	Georgia	Mar. 16, 1997
4.	77	Maryland	Mar. 19, 2023
	77	Virginia	Mar. 15, 1998
6.	76	LSU	Mar. 22, 2005
7.	75	Tennessee	Mar. 20, 2000
8.	74	UConn	Mar. 21, 1998
9.	72	Michigan State	Mar. 21, 2004
10.	69	Oklahoma	Mar. 20, 2005

MOST POINTS IN A FIRST HALF

Rank	Points	Opponent	Date
1.	51	Virginia	Mar. 15, 1998
2.	47	Stony Brook	Mar. 22, 2021
3.	40	West Virginia	Mar. 17, 2023
4.	40	Western Kentucky	Mar. 14, 1997
5.	37	Kent State	Mar. 18, 2000
6.	36	Florida	Mar. 12, 1999
7.	35	Texas A&M	Mar. 27, 2021
	35	Georgia	Mar. 16, 1997
9.	33	Maryland	Mar. 19, 2023
10.	32	UConn	April 2, 2021
	32	UConn	Mar. 21, 1998

MOST POINTS ALLOWED IN A FIRST HALF

Rank	Points	Opponent	Date
1.	44	LSU	Mar. 22, 2005
2.	41	Florida	Mar. 12, 1999
3.	41	Rutgers	Mar. 14, 1999
4.	40	Georgia	Mar. 16, 1997
5.	36	Santa Clara	Mar. 13, 1998
6.	35	UConn	Mar. 21, 1998
7.	34	Oklahoma	Mar. 20, 2005
8.	33	West Virginia	Mar. 17, 2023
	33	Michigan State	Mar. 21, 2004
	33	Tennessee	Mar. 20, 2000

MOST POINTS IN A SECOND HALF

Rank	Points	Opponent	Date
1.	44	Santa Clara	Mar. 13, 1998
2.	43	Virginia	Mar. 15, 1998
	43	Oklahoma	Mar. 20, 2005
4.	41	UNLV	Mar. 19, 2022
	41	Florida	Mar. 12, 1999
6.	40	Western Kentucky	Mar. 14, 1997
7.	39	Indiana	Mar. 29, 2021
	39	Texas A&M	Mar. 27, 2021
	39	Tennessee	Mar. 20, 2000
	39	Georgia	Mar. 16, 1997

MOST POINTS ALLOWED IN A SECOND HALF

Rank	Points	Opponent	Date
1.	49	Rutgers	Mar. 14, 1999
2.	47	Virginia	Mar. 15, 1998
3.	45	Maryland	Mar. 19, 2023
4.	42	Tennessee	Mar. 20, 2000
5.	40	Georgia	Mar. 16, 1997
6.	39	Michigan State	Mar. 21, 2004
	39	UConn	Mar. 21, 1998
8.	38	UNLV	Mar. 19, 2022
9.	37	UConn	Mar. 2, 2021
10.	36	Notre Dame	Mar. 23, 2003
	36	Florida	Mar. 12, 1999

FEWEST POINTS IN A GAME

Rank	Points	Opponent	Date
1.	43	LSU	Mar. 22, 2005
2.	45	North Carolina	Mar. 21, 2022
3.	47	Notre Dame	Mar. 23, 2003
	47	Rutgers	Mar. 14, 1999
5.	52	BYU	Mar. 24, 2021
6.	53	Stanford	April 4, 2021
7.	57	UConn	Mar. 21, 1998
8.	60	Michigan State	Mar. 21, 2004
	60	Tennessee	Mar. 20, 2000
10.	64	Maryland	Mar. 19, 2023

FEWEST POINTS ALLOWED IN A GAME

Rank	Points	Opponent	Date
1.	44	Stony Brook	Mar. 22, 2021
2.	46	BYU	Mar. 24, 2021
3.	53	Indiana	Mar. 29, 2021
4.	54	Stanford	April 4, 2021
	54	Western Kentucky	Mar. 14, 1997
6.	59	UConn	April 2, 2021
	59	Texas A&M	Mar. 27, 2021
	59	Notre Dame	Mar. 23, 2003
9.	61	Kent State	Mar. 18, 2000
10.	62	West Virginia	Mar. 17, 2023

FEWEST POINTS IN A FIRST HALF

Rank	Points	Opponent	Date
1.	17	North Carolina	Mar. 21, 2022
2.	19	LSU	Mar. 22, 2005
3.	21	Notre Dame	Mar. 23, 2003
	21	Tennessee	Mar. 20, 2000
5.	22	Rutgers	Mar. 14, 1999
6.	23	BYU	Mar. 24, 2021
7.	24	Stanford	April 4, 2021
8.	27	Indiana	Mar. 29, 2021
	27	Michigan State	Mar. 21, 2004
10.	29	Oklahoma	Mar. 20, 2005

FEWEST POINTS ALLOWED IN A FIRST HALF

Rank	Points	Opponent	Date
1.	20	Stony Brook	Mar. 22, 2021
2.	22	UConn	April 2, 2021
3.	23	Indiana	Mar. 29, 2021
	23	Notre Dame	Mar. 23, 2003
5.	25	BYU	Mar. 24, 2021
6.	28	North Carolina	Mar. 21, 2022
7.	29	UNLV	Mar. 19, 2022
	29	Kent State	Mar. 18, 2000
9.	30	Virginia	Mar. 15, 1998
10.	32	Texas A&M	Mar. 27, 2021

FEWEST POINTS IN A SECOND HALF

Rank	Points	Opponent	Date
1.	24	LSU	Mar. 22, 2005
2.	25	Rutgers	Mar. 14, 1999
	25	UConn	Mar. 21, 1998
4.	26	Notre Dame	Mar. 23, 2003
5.	28	North Carolina	Mar. 21, 2022
6.	29	Stanford	April 4, 2021
	29	BYU	Mar. 23, 2021
8.	31	Maryland	Mar. 19, 2023
9.	32	Stony Brook	Mar. 22, 2021
10.	33	Michigan State	Mar. 21, 2004

FEWEST POINTS ALLOWED IN A SECOND HALF

Rank	Points	Opponent	Date
1.	21	BYU	Mar. 24, 2021
2.	23	Stanford	April 4, 2021
	23	Western Kentucky	Mar. 14, 1997
4.	24	Stony Brook	Mar. 22, 2021
5.	27	Texas A&M	Mar. 27, 2021
	27	Santa Clara	Mar. 13, 1998
7.	28	Indiana	Mar. 29, 2021
8.	29	West Virginia	Mar. 17, 2023
9.	32	LSU	Mar. 22, 2005
	32	Kent State	Mar. 18, 2000

LARGEST MARGIN OF VICTORY

Rank	Points	Opponent	Date
1.	35	Stony Brook	Mar. 22, 2021
	22	Western Kentucky	Mar. 14, 1997
3.	17	Virginia	Mar. 15, 1998
4.	15	Texas A&M	Mar. 27, 2021
5.	13	West Virginia	Mar. 17, 2023
	13	Indiana	Mar. 29, 2021
7.	12	Kent State	Mar. 18, 2000
	12	Santa Clara	Mar. 13, 1998
9.	10	UConn	April 2, 2021
10.	6	BYU	Mar. 24, 2021

LARGEST MARGIN OF DEFEAT

Rank	Points	Opponent	Date
1.	33	LSU	Mar. 22, 2005
2.	18	North Carolina	Mar. 21, 2022
3.	17	UConn	Mar. 21, 1998
4.	15	Tennessee	Mar. 20, 2000
5.	13	Maryland	Mar. 19, 2023
	13	Rutgers	Mar. 14, 1999
7.	12	Michigan State	Mar. 21, 2004
	12	Notre Dame	Mar. 23, 2003
9.	6	Georgia	Mar. 16, 1997
10.	1	Stanford	April 4, 2021

LARGEST HALFTIME LEAD

Rank	Points	Opponent	Date
1.	27	Stony Brook	Mar. 22, 2021
2.	21	Virginia	Mar. 15, 1998
3.	10	UConn	April 2, 2021
4.	9	Western Kentucky	Mar. 14, 1997
5.	8	Kent State	Mar. 18, 2000
6.	7	West Virginia	Mar. 17, 2023
7.	4	Indiana	Mar. 29, 2021
8.	3	Texas A&M	Mar. 27, 2021
	3	Connecticut	Mar. 21, 1998
10.	2	UNLV	Mar. 19, 2022



LARGEST HALFTIME DEFICIT

Rank	Points	Opponent	Date
1.	19	Rutgers	Mar. 14, 1999
2.	15	LSU	Mar. 22, 2005
3.	12	Tennessee	Mar. 20, 2000
4.	11	North Carolina	Mar. 21, 2022
5.	7	Stanford	April 4, 2021
6.	6	Michigan State	Mar. 21, 2004
7.	5	Oklahoma	Mar. 20, 2005
	5	Florida	Mar. 12, 1999
	5	Santa Clara	Mar. 13, 1998
	5	Georgia	Mar. 16, 1997

HIGHEST FG PERCENTAGE IN A GAME

Rank	FG%	Opponent	Date
1.	.579	Stony Brook	Mar. 22, 2021
2.	.553	Western Kentucky	Mar. 14, 1997
3.	.508	Virginia	Mar. 15, 1998
4.	.462	West Virginia	Mar. 17, 2023
5.	.459	Texas A&M	Mar. 27, 2021
6.	.452	Florida	Mar. 12, 1999
7.	.446	UNLV	Mar. 19, 2022
8.	.438	Maryland	Mar. 19, 2023
9.	.426	Santa Clara	Mar. 13, 1998
10.	.423	Tennessee	Mar. 20, 2000

LOWEST FG PERCENTAGE IN A GAME

Rank	FG%	Opponent	Date
1.	.233	Notre Dame	Mar. 23, 2003
2.	.258	LSU	Mar. 22, 2005
3.	.283	Stanford	April 2, 2021
4.	.288	North Carolina	Mar. 21, 2022
5.	.318	UConn	Mar. 21, 1998
6.	.356	BYU	Mar. 24, 2021
7.	.357	UConn	April 2, 2021
8.	.358	Rutgers	Mar. 14, 1999
9.	.375	Tennessee	Mar. 20, 2005
10.	.393	Indiana	Mar. 29, 2021

BEST FG DEF. PERCENTAGE IN A GAME

Rank	D-FG%	Opponent	Date
1.	.291	Notre Dame	Mar. 23, 2003
2.	.292	Stony Brook	Mar. 22, 2021
3.	.313	West Virginia	Mar. 17, 2023
4.	.327	Western Kentucky	Mar. 14, 1997
5.	.353	BYU	Mar. 24, 2021
6.	.357	UConn	April 2, 2021
7.	.364	Indiana	Mar. 29, 2021
8.	.405	Virginia	Mar. 15, 1998
9.	.411	Oklahoma	Mar. 20, 2005
10.	.412	Florida	Mar. 12, 1999

WORST FG DEF. PERCENTAGE IN A GAME

Rank	D-FG%	Opponent	Date
1.	.577	Rutgers	Mar. 14, 1999
2.	.536	Maryland	Mar. 19, 2023
3.	.531	UNLV	Mar. 29, 2022
4.	.480	Santa Clara	Mar. 13, 1998
5.	.475	Michigan State	Mar. 21, 2004
6.	.471	Texas A&M	Mar. 27, 2021
7.	.463	Georgia	Mar. 16, 1997
8.	.448	Tennessee	Mar. 20, 2000
9.	.431	UConn	Mar. 21, 1998
10.	.429	LSU	Mar. 22, 2005

MOST 3FGs MADE IN A GAME

Rank	3FGs	Opponent	Date
1.	13	Texas A&M	Mar. 27, 2021
2.	10	Virginia	Mar. 15, 1998
3.	9	Indiana	Mar. 29, 2021
4.	9	Oklahoma	Mar. 20, 2005
5.	8	Stony Brook	Mar. 22, 2021
	8	Connecticut	Mar. 21, 1998
7.	7	North Carolina	Mar. 21, 2022
	7	UConn	April 2, 2021
	7	Kent State	Mar. 18, 2000
	7	Georgia	Mar. 16, 1997

MOST 3FGs ATTEMPTED IN A GAME

Rank	3FGAs	Opponent	Date
1.	29	Texas A&M	Mar. 27, 2021
2.	27	North Carolina	Mar. 21, 2022
3.	25	Notre Dame	Mar. 23, 2003
4.	22	Stanford	April 4, 2021
5.	21	Indiana	Mar. 29, 2021
6.	20	Oklahoma	Mar. 20, 2005
	20	UConn	Mar. 21, 1998
	20	Georgia	Mar. 16, 1997
9.	19	UConn	April 2, 2021
	19	BYU	Mar. 24, 2021

FEWEST 3FGs MADE IN A GAME

Rank	3FGs	Opponent	Date
1.	1	LSU	Mar. 22, 2005
2.	2	Maryland	Mar. 19, 2023
	2	West Virginia	Mar. 17, 2023
	2	Notre Dame	Mar. 23, 2003
	2	Florida	Mar. 12, 1999
6.	4	UNLV	Mar. 19, 2022
	4	Tennessee	Mar. 20, 2000
	4	Rutgers	Mar. 14, 1999
	4	Santa Clara	Mar. 13, 1998
10.	5	BYU	Mar. 24, 2021
	5	Michigan State	Mar. 21, 2004

FEWEST 3FGs ATTEMPTED IN A GAME

Rank	3FGAs	Opponent	Date
1.	10	Florida	Mar. 12, 1999
2.	11	LSU	Mar. 22, 2005
	11	Tennessee	Mar. 20, 2000
4.	12	Maryland	Mar. 19, 2023
	12	West Virginia	Mar. 17, 2023
	12	Stony Brook	Mar. 22, 2021
	12	Kent State	Mar. 18, 2000
8.	13	Michigan State	Mar. 21, 2004
	13	Western Kentucky	Mar. 14, 1997
10.	16	UNLV	Mar. 19, 2022
	16	Rutgers	Mar. 14, 1999
	16	Virginia	Mar. 15, 1998

MOST 3FGs ALLOWED IN A GAME

Rank	3FGs	Opponent	Date
1.	9	Rutgers	Mar. 14, 1999
2.	8	Oklahoma	Mar. 20, 2005
	8	UConn	Mar. 21, 1998
4.	7	Georgia	Mar. 16, 1997
	7	LSU	Mar. 22, 2005
6.	6	Tennessee	Mar. 20, 2000
7.	5	Maryland	Mar. 19, 2023
	5	West Virginia	Mar. 17, 2023
	5	UNLV	Mar. 19, 2022
	5	UConn	April 2, 2021
	5	BYU	Mar. 24, 2021

FEWEST 3FGs ALLOWED IN A GAME

Rank	3FGs	Opponent	Date
1.	0	Indiana	Mar. 29, 2021
	0	Western Kentucky	Mar. 14, 1997
3.	1	Kent State	Mar. 18, 2000
4.	2	North Carolina	Mar. 21, 2022
	2	Texas A&M	Mar. 27, 2021
	2	Stony Brook	Mar. 22, 2021
	2	Virginia	Mar. 15, 1998
8.	3	Notre Dame	Mar. 23, 2003
	3	UConn	Mar. 21, 1998
10.	4	Stanford	April 4, 2021
	4	Michigan State	Mar. 21, 2004
	4	Florida	Mar. 12, 1999
	4	Santa Clara	Mar. 13, 1998

HIGHEST 3FG PERCENTAGE IN A GAME

Rank	FG%	Opponent	Date
1.	.667	Stony Brook	Mar. 22, 2021
2.	.625	Virginia	Mar. 15, 1998
3.	.583	Kent State	Mar. 18, 2000
4.	.462	Western Kentucky	Mar. 14, 1997
5.	.450	Oklahoma	Mar. 20, 2005
6.	.448	Texas A&M	Mar. 27, 2021
7.	.429	Indiana	Mar. 29, 2021
8.	.400	Connecticut	Mar. 21, 1998
9.	.385	Michigan State	Mar. 21, 2004
10.	.368	UConn	April 2, 2021

LOWEST 3FG PERCENTAGE IN A GAME

Rank	FG%	Opponent	Date
1.	.080	Notre Dame	Mar. 23, 2003
2.	.091	LSU	Mar. 22, 2005
3.	.167	Maryland	Mar. 19, 2023
	.167	West Virginia	Mar. 17, 2023
5.	.200	Florida	Mar. 12, 1999
6.	.222	Santa Clara	Mar. 13, 1998
7.	.235	Michigan State	Mar. 21, 2004
8.	.250	UNLV	Mar. 19, 2022
	.250	Rutgers	Mar. 14, 1999
10.	.259	North Carolina	Mar. 21, 2022

MOST FTs MADE IN A GAME

Rank	FT's	Opponent	Date
1.	24	Virginia	Mar. 15, 1998
2.	22	UConn	April 2, 2021
3.	19	Florida	Mar. 12, 1999
	19	Georgia	Mar. 16, 1997
4.	18	UNLV	Mar. 19, 2022
	18	Western Kentucky	Mar. 14, 1997
6.	16	Kent State	Mar. 18, 2000
7.	15	Oklahoma	Mar. 20, 2005
8.	13	West Virginia	Mar. 17, 2023
	13	Stanford	April 4, 2021
	13	Michigan State	Mar. 21, 2004
	13	Santa Clara	Mar. 13, 1998



MOST FTs ATTEMPTED IN A GAME

Rank	FTAs	Opponent	Date
1.	37	Virginia	Mar. 15, 1998
2.	31	UConn	April 2, 2021
3.	28	UNLV	Mar. 19, 2022
	28	Western Kentucky	Mar. 14, 1997
5.	27	Georgia	Mar. 16, 1997
6.	24	Santa Clara	Mar. 13, 1998
7.	22	Florida	Mar. 12, 1999
8.	21	Oklahoma	Mar. 20, 2005
	21	Michigan State	Mar. 21, 2004
	21	Tennessee	Mar. 20, 2000
	21	Kent State	Mar. 18, 2000

FEWEST FTs MADE IN A GAME

Rank	FTs	Opponent	Date
1.	4	North Carolina	Mar. 21, 2022
2.	5	Texas A&M	Mar. 27, 2021
	5	BYU	Mar. 24, 2021
	5	Stony Brook	Mar. 22, 2021
	5	Rutgers	Mar. 14, 1999
6.	6	Maryland	Mar. 19, 2023
7.	7	UConn	Mar. 21, 1998
8.	9	Indiana	Mar. 29, 2021
9.	10	LSU	Mar. 22, 2005
10.	11	Notre Dame	Mar. 23, 2003

FEWEST FTs ATTEMPTED IN A GAME

Rank	FTAs	Opponent	Date
1.	6	Rutgers	Mar. 14, 1999
2.	7	North Carolina	Mar. 21, 2022
3.	10	Stony Brook	Mar. 22, 2021
4.	11	Maryland	Mar. 19, 2023
	11	UConn	Mar. 21, 1998
6.	12	Texas A&M	Mar. 27, 2021
7.	13	Indiana	Mar. 29, 2021
	13	BYU	Mar. 24, 2021
	13	Notre Dame	Mar. 23, 2003
10.	15	LSU	Mar. 22, 2005

HIGHEST FT PERCENTAGE IN A GAME

Rank	FT%	Opponent	Date
1.	.864	Florida	Mar. 12, 1999
2.	.846	Notre Dame	Mar. 23, 2003
3.	.833	Rutgers	Mar. 14, 1999
4.	.762	Kent State	Mar. 18, 2000
5.	.722	Stanford	April 4, 2021
6.	.714	Oklahoma	Mar. 20, 2005
7.	.710	UConn	April 2, 2021
8.	.704	Georgia	Mar. 16, 1997
9.	.692	Indiana	Mar. 29, 2021
9.	.667	Stony Brook	Mar. 22, 2021
	.667	LSU	Mar. 22, 2005

LOWEST FT PERCENTAGE IN A GAME

Rank	FT%	Opponent	Date
1.	.385	BYU	Mar. 24, 2021
2.	.417	Texas A&M	Mar. 27, 2021
3.	.500	Stony Brook	Mar. 22, 2021
4.	.542	Santa Clara	Mar. 13, 1998
5.	.545	Maryland	Mar. 29, 2023
6.	.571	North Carolina	Mar. 21, 2022
	.571	Tennessee	Mar. 20, 2004
7.	.619	Michigan State	Mar. 21, 2004
8.	.636	UConn	Mar. 21, 1998
9.	.643	UNLV	Mar. 19, 2022
10.	.649	Virginia	Mar. 15, 1998

MOST REBOUNDS IN A GAME

Rank	Rebs.	Opponent	Date
1.	52	Notre Dame	Mar. 23, 2003
2.	49	West Virginia	Mar. 17, 2023
3.	46	Virginia	Mar. 15, 1998
4.	43	LSU	Mar. 22, 2005
	42	Indiana	Mar. 29, 2021
6.	40	Florida	Mar. 12, 1999
	40	Oklahoma	Mar. 20, 2005
8.	39	Santa Clara	Mar. 13, 1998
	39	Georgia	Mar. 16, 1997
10.	38	BYU	Mar. 24, 2021
	38	Western Kentucky	Mar. 14, 1997

MOST OFFENSIVE REBOUNDS IN A GAME

Rank	Rebs.	Opponent	Date
1.	28	Notre Dame	Mar. 23, 2003
2.	21	Santa Clara	Mar. 13, 1998
3.	20	LSU	Mar. 22, 2005
4.	18	Georgia	Mar. 16, 1997
5.	17	Oklahoma	Mar. 20, 2005
6.	15	Virginia	Mar. 15, 1998
7.	13	Kent State	Mar. 19, 2000
8.	12	West Virginia	Mar. 17, 2023
	12	Michigan State	Mar. 21, 2004
	12	Tennessee	Mar. 20, 2000

MOST DEFENSIVE REBOUNDS IN A GAME

Rank	Rebs.	Opponent	Date
1.	37	West Virginia	Mar. 17, 2023
2.	32	UConn	April 2, 2021
	32	Virginia	Mar. 15, 1998
4.	31	Indiana	Mar. 29, 2021
5.	30	Florida	Mar. 12, 1999
6.	28	Western Kentucky	Mar. 14, 1997
7.	25	Texas A&M	Mar. 27, 2021
8.	24	Stanford	April 4, 2021
	24	BYU	Mar. 24, 2021
	24	Notre Dame	Mar. 23, 2003

MOST ASSISTS IN A GAME

Rank	Assists	Opponent	Date
1.	21	Florida	Mar. 12, 1999
	21	Virginia	Mar. 15, 1998
3.	19	West Virginia	Mar. 17, 2023
	19	Western Kentucky	Mar. 14, 1997
5.	18	Stony Brook	Mar. 22, 2021
	18	Santa Clara	Mar. 13, 1998
7.	17	Kent State	Mar. 18, 2000
8.	16	Texas A&M	Mar. 27, 2021
	16	Georgia	Mar. 16, 1997
10.	14	North Carolina	Mar. 21, 2022
	14	Oklahoma	Mar. 20, 2005

FEWEST ASSISTS IN A GAME

Rank	Assists	Opponent	Date
1.	4	LSU	Mar. 22, 2005
2.	5	Stanford	April 4, 2021
3.	7	BYU	Mar. 24, 2021
4.	9	Indiana	Mar. 29, 2021
5.	10	UNLV	Mar. 19, 2022
	10	Notre Dame	Mar. 23, 2003
7.	11	Maryland	Mar. 19, 2023
	11	UConn	April 2, 2021
9.	12	Tennessee	Mar. 20, 2000
	12	Rutgers	Mar. 14, 1999
	12	UConn	Mar. 21, 1998

MOST STEALS IN A GAME

Rank	Steals	Opponent	Date
1.	17	Stony Brook	Mar. 22, 2021
2.	15	Georgia	Mar. 16, 1997
3.	14	Notre Dame	Mar. 23, 2003
4.	13	Texas A&M	Mar. 27, 2021
	13	Michigan State	Mar. 21, 2004
5.	12	Maryland	Mar. 19, 2023
	12	Stanford	April 4, 2021
	12	Western Kentucky	Mar. 14, 1997
8.	11	UNLV	Mar. 19, 2022
	11	BYU	Mar. 24, 2021
	11	Rutgers	Mar. 14, 1999

FEWEST STEALS IN A GAME

Rank	Steals	Opponent	Date
1.	4	West Virginia	Mar. 17, 2023
	4	Indiana	Mar. 29, 2021
3.	6	North Carolina	Mar. 21, 2022
	6	LSU	Mar. 22, 2005
5.	7	Oklahoma	Mar. 20, 2005
	7	Florida	Mar. 12, 1999
	7	UConn	Mar. 21, 1998
	7	Virginia	Mar. 15, 1998
	7	Santa Clara	Mar. 13, 1998
10.	8	UConn	April 2, 2021

MOST BLOCKS IN A GAME

Rank	Blocks	Opponent	Date
1.	8	West Virginia	Mar. 17, 2023
	8	Florida	Mar. 12, 1999
3.	6	Indiana	Mar. 29, 2021
	6	Stony Brook	Mar. 22, 2021
5.	5	Oklahoma	Mar. 20, 2005
	5	LSU	Mar. 22, 2005
7.	4	BYU	Mar. 24, 2021
	4	Michigan State	Mar. 21, 2004
	4	Notre Dame	Mar. 23, 2003
10.	3	7x, last vs. North Carolina	Mar. 21, 2022

FEWEST BLOCKS IN A GAME

Rank	Blocks	Opponent	Date
1.	1	Maryland	Mar. 19, 2023
	1	Kent State	Mar. 18, 2000
3.	2	Stanford	April 4, 2021
	2	Tennessee	Mar. 20, 2000
	2	Rutgers	Mar. 14, 1999
7.	3	7x, last vs. North Carolina	Mar. 21, 2022

MOST TURNOVERS IN A GAME

Rank	TOs	Opponent	Date
1.	30	Georgia	Mar. 16, 1997
2.	26	Rutgers	Mar. 14, 1999
3.	23	Notre Dame	Mar. 23, 2003
4.	22	LSU	Mar. 22, 2005
	22	Western Kentucky	Mar. 14, 1997
6.	21	Tennessee	Mar. 20, 2000
7.	18	Maryland	Mar. 19, 2023
	18	Michigan State	Mar. 21, 2004
	18	Virginia	Mar. 15, 1998
	18	Santa Clara	Mar. 13, 1998



FEWEST TURNOVERS IN A GAME

Rank	TOs	Opponent	Date
1.	6	Stanford	April 4, 2021
2.	7	UNLV	Mar. 19, 2022
3.	8	Indiana	Mar. 29, 2021
	8	Texas A&M	Mar. 27, 2021
5.	9	BYU	Mar. 24, 2021
6.	10	Oklahoma	Mar. 20, 2005
7.	11	West Virginia	Mar. 17, 2023
8.	12	UConn	April 2, 2021
9.	13	Kent State	Mar. 18, 2000
10.	14	North Carolina	Mar. 21, 2022
	14	Stony Brook	Mar. 22, 2021



All-Time WNIT Record

10-2

RECORD VS. WNIT OPPONENTS

Opponent	Record	Last
Arkansas	1-0	1996
Idaho	1-0	2019
Idaho State	1-0	2019
New Mexico	0-1	2001
Northwestern	2-0	2019
Pacific	1-0	2019
Pepperdine	1-0	2001
TCU	1-0	2019
Utah State	0-1	2011
Western Kentucky	1-0	1996
Wyoming	1-0	2019

YEAR-BY-YEAR HISTORY

Round	Site	Opponent	Result	High Arizona Scorer
1996				
First	Bowling Green, Ky.	Western Kentucky	W, 80-72	Adia Barnes (25)
Second	Amarillo, Texas	Arkansas	W, 80-77	Adia Barnes (25)
Final	Amarillo, Texas	Northwestern	W, 79-63	Brenda Pantoja (16)
2001				
First	Tucson, Ariz.	Pepperdine	W, 85-65	Reshea Bristol (23)
Second	Albuquerque, N.M.	New Mexico	L, 75-62	Veranda James (19)
2011				
First	Logan, Utah	Utah State	L, 103-95	Soana Lucet (35)
2019				
First	Tucson, Ariz.	Idaho State	W, 66-56	Cate Reese (20)
Second	Tucson, Ariz.	Pacific	W, 64-48	Aari McDonald (20)
Third	Tucson, Ariz.	Idaho	W, 68-60	Aari McDonald (18)
Quarters	Tucson, Ariz.	Wyoming	W, 67-45	Aari McDonald (25)
Semis	Tucson, Ariz.	TCU	W, 59-53	Aari McDonald (19)
Final	Tucson, Ariz.	Northwestern	W, 56-42	Aari McDonald (19)

CURRENT ARIZONA PLAYERS' CAREER WNIT TOURNAMENT STATS

No.	Player	G-S	Min-Avg	FG-FGA	Pct	3-Point FG-FGA	Pct	FT-FTA	Pct	Off	Rebs Def	Tot	AVG	AST	TO	BLK	STL	PF-D	PTS-AVG
1	Blakely*	5-0	81-16.2	9-23	.391	0-2	.000	5-6	.833	3	11	14	2.8	12	9	1	5	7-0	23-4.6
23	Kourouma*	1-1	26-26.1	6-12	.500	1-2	.500	0-2	.000	1	3	4	4.0	0	5	2	2	2-0	13-13.0

*Includes statistics from previous institutions

CURRENT ARIZONA PLAYERS' WNIT GAME-BY-GAME STATS

#1 COURTNEY BLAKELY

Opponent	Date	GS	MIN	FG-FGA	PCT	3FG-FGA	PCT	FT-FTA	PCT	OFF-DEF	TOT	PF	A	TO	BLK	STL	PTS
Wofford*	3/17/22		16	4-7	.571	0-0	.000	0-0	.000	0-1	1	2	4	2	0	2	8
Wake Forest*	3/21/22		22	4-7	.571	0-0	.000	4-4	1.00	0-4	4	2	2	1	0	2	12
Vanderbilt*	3/24/22		14	1-2	.500	0-0	.000	0-0	.000	0-1	1	1	1	3	1	0	2
Toledo*	3/28/22		16	0-2	.000	0-0	.000	1-2	.500	1-2	3	0	1	2	0	0	1
Seton Hall*	3/31/22		13	0-5	.000	0-2	.000	0-0	.000	2-3	5	2	4	1	0	1	0
Total			81	9-23	.391	0-2	.000	5-6	.833	3-11	14	7	12	9	1	5	23

*at Middle Tennessee

#23 SALI KOUROUMA

Opponent	Date	GS	MIN	FG-FGA	PCT	3FG-FGA	PCT	FT-FTA	PCT	OFF-DEF	TOT	PF	A	TO	BLK	STL	PTS
SMU*	3/16/23	1	26	6-12	.500	1-2	.500	0-2	.000	1-3	4	2	0	5	2	2	13
Total			26	6-12	.500	1-2	.500	0-2	.000	1-3	4	2	0	5	2	2	13

*at Little Rock



MOST POINTS IN A GAME

Rank	Points	Opponent	Date
1.	95	Utah State	Mar. 17, 2011
2.	85	Pepperdine	Mar. 15, 2001
3.	80	Arkansas	Mar. 22, 1996
	80	Western Kentucky	Mar. 21, 1996
5.	79	Northwestern	Mar. 23, 1996
6.	68	Idaho	Mar. 28, 2019
7.	67	Wyoming	Mar. 31, 2019
8.	66	Idaho State	Mar. 21, 2019
9.	64	Pacific	Mar. 24, 2019
10.	62	New Mexico	Mar. 17, 2001

MOST POINTS ALLOWED IN A GAME

Rank	Points	Opponent	Date
1.	103	Utah State	Mar. 17, 2011
2.	77	Arkansas	Mar. 22, 1996
3.	72	Western Kentucky	Mar. 21, 1996
4.	65	Pepperdine	Mar. 15, 2001
5.	63	Northwestern	Mar. 23, 1996
6.	62	New Mexico	Mar. 17, 2001
7.	60	Idaho	Mar. 28, 2019
8.	56	Idaho State	Mar. 21, 2019
9.	53	TCU	April 3, 2019
10.	48	Pacific	Mar. 24, 2019

MOST POINTS IN A FIRST HALF*

Rank	Points	Opponent	Date
1.	49	Arkansas	Mar. 22, 1996
2.	45	Pepperdine	Mar. 15, 2001
3.	43	Northwestern	Mar. 23, 1996
4.	40	Utah State	Mar. 17, 2011
5.	38	Idaho State	Mar. 21, 2019
6.	36	Idaho	Mar. 28, 2019
7.	35	Pacific	Mar. 24, 2019
8.	32	New Mexico	Mar. 17, 2001
9.	30	Northwestern	April 6, 2019
10.	29	TCU	April 3, 2019

MOST POINTS ALLOWED IN A FIRST HALF*

Rank	Points	Opponent	Date
1.	46	Utah State	Mar. 17, 2011
2.	38	Idaho State	Mar. 21, 2019
	38	New Mexico	Mar. 17, 2001
4.	36	Idaho	Mar. 28, 2019
5.	35	Pepperdine	Mar. 15, 2001
6.	29	Pacific	Mar. 24, 2019
7.	28	Arkansas	Mar. 22, 1996
8.	24	Northwestern	Mar. 23, 1996
9.	23	TCU	April 3, 2019
10.	17	Northwestern	April 6, 2019

MOST POINTS IN A SECOND HALF*

Rank	Points	Opponent	Date
1.	55	Utah State	Mar. 17, 2011
2.	41	Wyoming	Mar. 31, 2019
3.	40	Pepperdine	Mar. 15, 2001
4.	36	Northwestern	Mar. 23, 1996
5.	32	Idaho	Mar. 28, 2019
6.	31	Arkansas	Mar. 22, 1996
7.	30	TCU	April 3, 2019
	30	New Mexico	Mar. 17, 2001
9.	29	Pacific	Mar. 24, 2019
10.	28	Idaho State	Mar. 21, 2019

MOST POINTS ALLOWED IN A SECOND HALF*

Rank	Points	Opponent	Date
1.	57	Utah State	Mar. 17, 2011
2.	49	Arkansas	Mar. 22, 1996
3.	41	Wyoming	Mar. 31, 2019
4.	39	Northwestern	Mar. 23, 1996
5.	36	Idaho State	Mar. 21, 2019
6.	34	Idaho	Mar. 28, 2019
7.	30	TCU	April 3, 2019
	30	New Mexico	Mar. 17, 2001
	30	Pepperdine	Mar. 15, 2001
10.	25	Northwestern	April 6, 2019

FEWEST POINTS IN A GAME

Rank	Points	Opponent	Date
1.	56	Northwestern	April 6, 2019
2.	59	TCU	April 3, 2019
3.	62	New Mexico	Mar. 17, 2001
4.	64	Pacific	Mar. 24, 2019
5.	66	Idaho State	Mar. 21, 2019
6.	67	Wyoming	Mar. 31, 2019
7.	68	Idaho	Mar. 28, 2019
8.	79	Northwestern	Mar. 23, 1996
9.	80	Arkansas	Mar. 22, 1996
	80	Western Kentucky	Mar. 21, 1996

FEWEST POINTS ALLOWED IN A GAME

Rank	Points	Opponent	Date
1.	42	Northwestern	April 6, 2019
2.	45	Wyoming	Mar. 31, 2019
3.	48	Pacific	Mar. 24, 2019
4.	53	TCU	April 3, 2019
5.	56	Idaho State	Mar. 21, 2019
6.	60	Idaho	Mar. 28, 2019
7.	63	Northwestern	Mar. 23, 1996
8.	65	Pepperdine	Mar. 15, 2001
9.	72	Western Kentucky	Mar. 21, 1996
10.	75	New Mexico	Mar. 17, 2001

LARGEST MARGIN OF VICTORY

Rank	Points	Opponent	Date
1.	22	Wyoming	Mar. 31, 2019
2.	20	Pepperdine	Mar. 15, 2001
3.	14	Northwestern	April 6, 2019
	14	Pacific	Mar. 24, 2019
5.	10	Idaho State	Mar. 21, 2019
6.	8	Idaho	Mar. 28, 2019
	8	Western Kentucky	Mar. 21, 1996
8.	6	TCU	April 3, 2019
9.	3	Arkansas	Mar. 22, 1996

LARGEST MARGIN OF DEFEAT

Rank	Points	Opponent	Date
1.	18	Utah State	Mar. 17, 2011
2.	13	New Mexico	Mar. 17, 2001
3.	4	Northwestern	Mar. 23, 1996

LARGEST HALFTIME LEAD*

Rank	Points	Opponent	Date
1.	21	Arkansas	Mar. 22, 1996
2.	19	Northwestern	Mar. 23, 1996
3.	18	Idaho State	Mar. 21, 2019
4.	13	Northwestern	April 6, 2019
5.	11	Wyoming	Mar. 31, 2019
6.	10	Idaho	Mar. 28, 2019
	10	Pepperdine	Mar. 15, 2001
8.	6	TCU	April 3, 2019
	6	Pacific	Mar. 24, 2019

LARGEST HALFTIME DEFICIT*

Rank	Points	Opponent	Date
1.	6	Utah State	Mar. 17, 2011
	6	New Mexico	Mar. 17, 2001

HIGHEST FG PERCENTAGE IN A GAME

Rank	FG%	Opponent	Date
1.	.588	Western Kentucky	Mar. 21, 1996
2.	.528	Arkansas	Mar. 22, 1996
3.	.520	Pepperdine	Mar. 15, 2001
4.	.486	Utah State	Mar. 17, 2011
5.	.484	Northwestern	Mar. 23, 1996
6.	.472	Wyoming	Mar. 31, 2019
7.	.433	Idaho	Mar. 28, 2019
8.	.429	Pacific	Mar. 24, 2019
9.	.404	TCU	April 3, 2019
10.	.400	New Mexico	Mar. 17, 2001

LOWEST FG PERCENTAGE IN A GAME

Rank	FG%	Opponent	Date
1.	.370	Idaho State	Mar. 21, 2019
2.	.390	Northwestern	April 6, 2019
3.	.400	New Mexico	Mar. 17, 2001
4.	.404	TCU	April 3, 2019
5.	.429	Pacific	Mar. 24, 2019
6.	.433	Idaho	Mar. 28, 2019
7.	.472	Wyoming	Mar. 31, 2019
8.	.484	Northwestern	Mar. 23, 1996
9.	.486	Utah State	Mar. 17, 2011
10.	.520	Pepperdine	Mar. 15, 2001

BEST FG DEF. PERCENTAGE IN A GAME

Rank	D-FG%	Opponent	Date
1.	.265	Northwestern	April 6, 2019
	.269	TCU	April 3, 2019
	.300	Pacific	Mar. 24, 2019
	.302	Northwestern	Mar. 23, 1996
	.314	Wyoming	Mar. 31, 2019
	.361	Western Kentucky	Mar. 21, 1996
	.370	Idaho State	Mar. 21, 2019
	.373	Pepperdine	Mar. 15, 2001
	.400	Arkansas	Mar. 22, 1996
	.415	Idaho	Mar. 28, 2019

WORST FG DEF. PERCENTAGE IN A GAME

Rank	D-FG%	Opponent	Date
1.	.523	Utah State	Mar. 17, 2011
2.	.423	New Mexico	Mar. 17, 2001
3.	.415	Idaho	Mar. 28, 2019
4.	.400	Arkansas	Mar. 22, 1996
5.	.373	Pepperdine	Mar. 15, 2001
6.	.370	Idaho State	Mar. 21, 2019
7.	.361	Western Kentucky	Mar. 21, 1996
8.	.314	Wyoming	Mar. 31, 2019
9.	.302	Northwestern	Mar. 23, 1996
10.	.300	Pacific	Mar. 24, 2019
	.269	TCU	April 3, 2019
	.265	Northwestern	April 6, 2019



MOST 3FGs MADE IN A GAME

Rank	3FGs	Opponent	Date
1.	9	TCU	April 3, 2019
2.	8	Idaho	Mar. 28, 2019
	8	Northwestern	Mar. 23, 1996
4.	7	Utah State	Mar. 17, 2011
5.	6	Idaho State	Mar. 21, 2019
6.	5	Wyoming	Mar. 31, 2019
7.	4	Northwestern	April 6, 2019
	4	Pacific	Mar. 24, 2019
	4	Arkansas	Mar. 22, 1996
	4	Western Kentucky	Mar. 21, 1996
	3	New Mexico	Mar. 17, 2001
	3	Pepperdine	Mar. 15, 2001

MOST 3FGs ATTEMPTED IN A GAME

Rank	3FGAs	Opponent	Date
1.	32	Idaho	Mar. 28, 2019
2.	23	TCU	April 3, 2019
3.	21	Pacific	Mar. 24, 2019
	21	New Mexico	Mar. 17, 2001
5.	20	Utah State	Mar. 17, 2011
6.	19	Northwestern	April 6, 2019
7.	18	Northwestern	Mar. 23, 1996
8.	16	Idaho State	Mar. 21, 2019
9.	13	Wyoming	Mar. 31, 2019
10.	12	Western Kentucky	Mar. 21, 1996

FEWEST 3FGs MADE IN A GAME

Rank	3FGs	Opponent	Date
1.	3	New Mexico	Mar. 17, 2001
	3	Pepperdine	Mar. 15, 2001
3.	4	Northwestern	April 6, 2019
	4	Pacific	Mar. 24, 2019
	4	Arkansas	Mar. 22, 1996
	4	Western Kentucky	Mar. 21, 1996
7.	5	Wyoming	Mar. 31, 2019
8.	6	Idaho State	Mar. 21, 2019
9.	7	Utah State	Mar. 17, 2011
10.	8	Idaho	Mar. 28, 2019
	8	Northwestern	Mar. 21, 1996

FEWEST 3FGs ATTEMPTED IN A GAME

Rank	3FGAs	Opponent	Date
1.	6	Pepperdine	Mar. 15, 2001
2.	10	Arkansas	Mar. 22, 1996
3.	12	Western Kentucky	Mar. 21, 1996
4.	13	Wyoming	Mar. 31, 2019
5.	16	Idaho State	Mar. 21, 2019
6.	18	Northwestern	Mar. 23, 1996
7.	19	Northwestern	April 6, 2019
8.	20	Utah State	Mar. 17, 2011
9.	21	Pacific	Mar. 24, 2019
	21	New Mexico	Mar. 17, 2001

MOST 3FGs ALLOWED IN A GAME

Rank	3FGs	Opponent	Date
1.	10	Idaho	Mar. 28, 2019
	10	Pepperdine	Mar. 15, 2001
3.	8	TCU	April 3, 2019
4.	7	Idaho State	Mar. 21, 2019
	7	Northwestern	Mar. 23, 1996
	7	Western Kentucky	Mar. 21, 1996
7.	6	Utah State	Mar. 17, 2011
	6	New Mexico	Mar. 17, 2001
	6	Arkansas	Mar. 22, 1996
10.	4	Northwestern	April 6, 2019
	4	Pacific	Mar. 24, 2019

FEWEST 3FGs ALLOWED IN A GAME

Rank	3FGs	Opponent	Date
1.	2	Wyoming	Mar. 31, 2019
2.	4	Northwestern	April 6, 2019
	4	Pacific	Mar. 24, 2019
4.	6	Utah State	Mar. 17, 2011
	6	New Mexico	Mar. 17, 2001
	6	Arkansas	Mar. 22, 1996
7.	7	Idaho State	Mar. 21, 2019
	7	Northwestern	Mar. 23, 1996
	7	Western Kentucky	Mar. 21, 1996
10.	8	TCU	April 3, 2019

HIGHEST 3FG PERCENTAGE IN A GAME

Rank	FG%	Opponent	Date
1.	.500	Pepperdine	Mar. 15, 2001
2.	.444	Northwestern	Mar. 23, 1996
3.	.400	Arkansas	Mar. 22, 1996
4.	.391	TCU	April 3, 2019
5.	.385	Wyoming	Mar. 31, 2019
6.	.375	Idaho State	Mar. 21, 2019
7.	.350	Utah State	Mar. 17, 2011
8.	.333	Western Kentucky	Mar. 21, 1996
9.	.250	Idaho	Mar. 28, 2019
10.	.211	Northwestern	April 6, 2019

LOWEST 3FG PERCENTAGE IN A GAME

Rank	FG%	Opponent	Date
1.	.143	New Mexico	Mar. 17, 2001
2.	.190	Pacific	Mar. 24, 2019
3.	.211	Northwestern	April 6, 2019
4.	.250	Idaho	Mar. 28, 2019
5.	.333	Western Kentucky	Mar. 21, 1996
6.	.350	Utah State	Mar. 17, 2011
7.	.375	Idaho State	Mar. 21, 2019
8.	.385	Wyoming	Mar. 31, 2019
9.	.391	TCU	April 3, 2019
10.	.400	Arkansas	Mar. 22, 1996

MOST FTs MADE IN A GAME

Rank	FTs	Opponent	Date
1.	30	Pepperdine	Mar. 15, 2001
2.	26	Idaho State	Mar. 21, 2019
3.	21	Western Kentucky	Mar. 21, 1996
4.	20	Arkansas	Mar. 22, 1996
5.	16	Utah State	Mar. 17, 2011
6.	12	Wyoming	Mar. 31, 2019
7.	11	New Mexico	Mar. 17, 2001
8.	9	Northwestern	Mar. 23, 1996
9.	8	TCU	April 3, 2019
	8	Idaho	Mar. 28, 2019

MOST FTs ATTEMPTED IN A GAME

Rank	FTAs	Opponent	Date
1.	44	Pepperdine	Mar. 15, 2001
2.	32	Idaho State	Mar. 21, 2019
3.	29	Arkansas	Mar. 22, 1996
4.	24	Utah State	Mar. 17, 2011
5.	22	Western Kentucky	Mar. 21, 1996
6.	16	New Mexico	Mar. 17, 2001
7.	14	TCU	April 3, 2019
	14	Wyoming	Mar. 31, 2019
	14	Northwestern	Mar. 23, 1996
10.	10	Idaho	Mar. 28, 2019

FEWEST FTs MADE IN A GAME

Rank	FTs	Opponent	Date
1.	6	Northwestern	April 6, 2019
	6	Pacific	Mar. 24, 2019
3.	8	TCU	April 3, 2019
	8	Idaho	Mar. 28, 2019
5.	9	Northwestern	Mar. 23, 1996
6.	11	New Mexico	Mar. 17, 2001
7.	12	Wyoming	Mar. 31, 2019
8.	16	Utah State	Mar. 17, 2011
9.	20	Arkansas	Mar. 22, 1996
10.	21	Western Kentucky	Mar. 21, 1996

FEWEST FTs ATTEMPTED IN A GAME

Rank	FTAs	Opponent	Date
1.	8	Pacific	Mar. 24, 2019
2.	9	Northwestern	April 6, 2019
3.	10	Idaho	Mar. 28, 2019
4.	14	TCU	April 3, 2019
	14	Wyoming	Mar. 31, 2019
	14	Northwestern	Mar. 23, 1996
7.	16	New Mexico	Mar. 17, 2001
8.	22	Western Kentucky	Mar. 21, 1996
9.	24	Utah State	Mar. 17, 2011
10.	29	Arkansas	Mar. 22, 1996

HIGHEST FT PERCENTAGE IN A GAME

Rank	FT%	Opponent	Date
1.	.857	Wyoming	Mar. 31, 2019
2.	.813	Idaho State	Mar. 21, 2019
3.	.750	Pacific	Mar. 24, 2019
4.	.727	Western Kentucky	Mar. 21, 1996
5.	.690	Arkansas	Mar. 22, 1996
6.	.688	New Mexico	Mar. 17, 2001
7.	.682	Pepperdine	Mar. 15, 2001
8.	.667	Northwestern	April 6, 2019
	.667	Utah State	Mar. 17, 2011
10.	.643	Northwestern	Mar. 23, 1996

LOWEST FT PERCENTAGE IN A GAME

Rank	FT%	Opponent	Date
1.	.571	TCU	April 3, 2019
	.571	Idaho	Mar. 28, 2019
3.	.643	Northwestern	Mar. 23, 1996
4.	.667	Northwestern	April 6, 2019
	.667	Utah State	Mar. 17, 2011
6.	.682	Pepperdine	Mar. 15, 2001
7.	.688	New Mexico	Mar. 17, 2001
8.	.690	Arkansas	Mar. 22, 1996
9.	.727	Western Kentucky	Mar. 21, 1996
10.	.750	Pacific	Mar. 24, 2019

MOST REBOUNDS IN A GAME

Rank	Rebs.	Opponent	Date
1.	46	Pacific	Mar. 24, 2019
2.	45	Northwestern	April 6, 2019
	45	Pepperdine	Mar. 15, 2001
	45	Northwestern	Mar. 23, 1996
5.	44	Utah State	Mar. 17, 2011
6.	39	Arkansas	Mar. 22, 1996
7.	36	Wyoming	Mar. 31, 2019
8.	33	TCU	April 3, 2019
	33	Idaho	Mar. 28, 2019
	33	New Mexico	Mar. 17, 2001
	31	Idaho State	Mar. 21, 2019
	25	Western Kentucky	Mar. 21, 1996



MOST OFFENSIVE REBOUNDS IN A GAME

Rank	Rebs.	Opponent	Date
1.	18	Utah State	Mar. 17, 2011
2.	14	Northwestern	April 6, 2019
	14	Pepperdine	Mar. 15, 2001
	14	Northwestern	Mar. 23, 1996
5.	13	Idaho	Mar. 28, 2019
6.	11	Arkansas	Mar. 22, 1996
7.	10	Pacific	Mar. 24, 2019
	10	New Mexico	Mar. 17, 2001
9.	8	Wyoming	Mar. 31, 2019
	8	Idaho State	Mar. 21, 2019

MOST DEFENSIVE REBOUNDS IN A GAME

Rank	Rebs.	Opponent	Date
1.	36	Pacific	Mar. 24, 2019
2.	31	Northwestern	April 6, 2019
	31	Pepperdine	Mar. 15, 2001
	31	Northwestern	Mar. 23, 1996
5.	28	Wyoming	Mar. 31, 2019
	28	Arkansas	Mar. 22, 1996
7.	27	TCU	April 3, 2019
	27	New Mexico	Mar. 17, 2001
9.	26	Utah State	Mar. 17, 2011
10.	23	Idaho State	Mar. 21, 2019

MOST ASSISTS IN A GAME

Rank	Assists	Opponent	Date
1.	25	Northwestern	Mar. 23, 1996
2.	21	Idaho	Mar. 28, 2019
3.	19	Arkansas	Mar. 22, 1996
4.	18	Pacific	Mar. 24, 2019
5.	17	Wyoming	Mar. 31, 2019
6.	15	Utah State	Mar. 17, 2011
7.	14	New Mexico	Mar. 17, 2001
8.	13	Northwestern	April 6, 2019
	13	Idaho State	Mar. 21, 2019
	13	Pepperdine	Mar. 15, 2001
	13	Western Kentucky	Mar. 21, 1996

FEWEST ASSISTS IN A GAME

Rank	Assists	Opponent	Date
1.	11	TCU	April 3, 2019
2.	13	Northwestern	April 6, 2019
	13	Idaho State	Mar. 21, 2019
	13	Pepperdine	Mar. 15, 2001
	13	Western Kentucky	Mar. 21, 1996
6.	14	New Mexico	Mar. 17, 2001
7.	15	Utah State	Mar. 17, 2011
8.	17	Wyoming	Mar. 31, 2019
9.	18	Pacific	Mar. 24, 2019
10.	19	Arkansas	Mar. 22, 1996

MOST STEALS IN A GAME

Rank	Steals	Opponent	Date
1.	14	Idaho State	Mar. 21, 2019
2.	12	Northwestern	April 6, 2019
3.	10	New Mexico	Mar. 17, 2001
4.	9	TCU	April 3, 2019
	9	Utah State	Mar. 17, 2011
	9	Arkansas	Mar. 22, 1996
7.	8	Idaho	Mar. 28, 2019
	8	Pepperdine	Mar. 15, 2001
9.	7	Pacific	Mar. 24, 2019
10.	6	Wyoming	Mar. 31, 2019

FEWEST STEALS IN A GAME

Rank	Steals	Opponent	Date
1.	3	Western Kentucky	Mar. 21, 1996
2.	4	Northwestern	Mar. 23, 1996
3.	6	Wyoming	Mar. 31, 2019
4.	7	Pacific	Mar. 24, 2019
5.	8	Idaho	Mar. 28, 2019
	8	Pepperdine	Mar. 15, 2001
7.	9	TCU	April 3, 2019
	9	Utah State	Mar. 17, 2011
	9	Arkansas	Mar. 22, 1996
10.	10	New Mexico	Mar. 17, 2001

MOST BLOCKS IN A GAME

Rank	Blocks	Opponent	Date
1.	8	TCU	April 3, 2019
2.	7	Pacific	Mar. 24, 2019
3.	6	Wyoming	Mar. 31, 2019
4.	4	Northwestern	April 6, 2019
5.	3	Idaho	Mar. 28, 2019
	3	Pepperdine	Mar. 15, 2001
7.	2	Utah State	Mar. 17, 2011
	2	New Mexico	Mar. 17, 2001
	2	Arkansas	Mar. 22, 1996
10.	1	Idaho State	Mar. 21, 2019
	1	Western Kentucky	Mar. 21, 1996

FEWEST BLOCKS IN A GAME

Rank	Blocks	Opponent	Date
1.	0	Northwestern	Mar. 23, 1996
2.	1	Idaho State	Mar. 21, 2019
	1	Western Kentucky	Mar. 21, 1996
4.	2	Utah State	Mar. 17, 2011
	2	New Mexico	Mar. 17, 2001
	2	Arkansas	Mar. 22, 1996
7.	3	Idaho	Mar. 28, 2019
	3	Pepperdine	Mar. 15, 2001
9.	4	Northwestern	April 6, 2019
10.	6	Wyoming	Mar. 31, 2019

MOST TURNOVERS IN A GAME

Rank	TOs	Opponent	Date
1.	23	Utah State	Mar. 17, 2011
2.	19	Northwestern	April 6, 2019
3.	18	Arkansas	Mar. 22, 1996
4.	17	Pepperdine	Mar. 15, 2001
	17	Western Kentucky	Mar. 21, 1996
6.	16	Idaho State	Mar. 21, 2019
	16	New Mexico	Mar. 17, 2001
8.	15	Pacific	Mar. 24, 2019
9.	13	Northwestern	Mar. 23, 1996
10.	12	Wyoming	Mar. 31, 2019

FEWEST TURNOVERS IN A GAME

Rank	TOs	Opponent	Date
1.	8	Idaho	Mar. 28, 2019
2.	10	TCU	April 3, 2019
3.	12	Wyoming	Mar. 31, 2019
4.	13	Northwestern	Mar. 23, 1996
5.	15	Pacific	Mar. 24, 2019
6.	16	Idaho State	Mar. 21, 2019
	16	New Mexico	Mar. 17, 2001
8.	17	Pepperdine	Mar. 15, 2001
	17	Western Kentucky	Mar. 21, 1996
10.	18	Arkansas	Mar. 22, 1996



ARIZONA POSTSEASON ROSTER

The following is a roster of the Arizona women's basketball players with postseason experience, including the years of competition.

Adefeso, Danielle - 2003, 04, 05
 Alexander, Marte - 1996, 1997, 1998
 Allen, Candice - 2001
 Alonso, Lucia - 2019
 Arnold, Jessica - 2005
 Arnold, Shanita - 2011
 Baptiste, Trinity - 2021
 Barnes, Adia - 1996, 1997, 1998
 Barnes, Erica - 2011
 Barrington, Jacque - 1996, 1997
 Bozeman, Tysell - 2000
 Brase, Julie - 1999, 2000, 2003
 Bristol, Reshea - 1998, 1999, 2000, 2001
 Brown, Tatum - 2000
 Chappell, Anna - 2005
 Chavez, Taylor - 2022
 Chesney, Jenn - 2001
 Clark, Paris - 2023
 Conner, Madison - 2021, 22, 23
 Constand, Andrea - 1996
 Copeland, Ariyah - 2022
 Crank, Monika - 1996, 1997, 1998, 2000
 Dickey, Tasha - 2011
 Duger, Jessica - 2004
 Erdogan, Derin - 2021, 22
 Fields, Lauren - 2023
 Garcia, Marta - 2021
Gilbert, Kailyn - 2023
 Giordano, Mikko - 1996, 1997, 1998
 Graham, Destiny - 2019
 Griffith, Lisa - 1997, 1998, 1999, 2000
 Grzyb, Aimee - 2001, 2003, 04
 Hambrick, Shontey - 1996, 1997, 1998
 Hobson, Shannon - 2004, 05
 Hylton, Lemyah - 2023
 Ibekwe, Ify - 2011
 Imara, Fatima - 1996, 1997
 Jackson, Brooke - 2011
 James, Veranda - 2001
 Jones, Natalie - 2003, 04, 05
 Lackey, Angela - 1999, 2000
 Lindner, Katrina - 2004, 05
 Love, Koi - 2022
 Loville, Jade - 2023
 Lucet, Soana - 2011
 Malecha, Lindsey - 2019
 Manumaleuga, Tara - 2019, 2021
Martinez, Esmery - 2023
 McBryde, Dominique - 2019
 McDonald, Aari - 2019, 2021
 Minter, DeAngela - 1996, 1997, 1998
 Mote, Mara - 2021
 Mitchell, Michelle - 1999, 2000, 2001
Nnaji, Maya - 2023
 Nixon, Bryce - 2019
 Oh, Ché - 2005
 Pace, Linda - 2005
 Pantoja, Brenda - 1996
 Pellington, Shaina - 2021, 22, 23
 Peterson, Phakisha - 2003
 Phoenix, Amber - 1997
 Polk, Shawntinice - 2003, 04, 05
 Pickney, Elizabeth - 1999, 2000, 2001
Pueyo, Helena - 2021, 22, 23
 Reese, Cate - 2019, 2021, 22, 23
 Sanchez, Gisela - 2022
 Sanford, CoCoo - 2003, 04
 Smith, Semaj - 2019, 2021

Starks, Tee Tee - 2019
 Sturdivant, Jamie - 2000
 Taylor, LaKeisha - 1999, 2000, 2001
 Thomas, Reiko - 2011
 Thomas, Sam - 2019, 2021, 22
 Vonleh, Aaronette - 2022
 Walker, Cha-Ron - 1997
 Ware, Lauren - 2021, 22
 Warren, Krista - 2000, 2003
 Warthen, Candice - 2011
 Wheeler, Dee-Dee - 2003, 04, 05
 Whisonant, Ashley - 2005
 Whyte, Davellyn - 2011
 Willis, Felecity - 1997, 1998, 1999, 2000
 Yeaney, Bendu - 2021, 22



All-Americans

Margo Clark (1) - 1992
 Keisha Anderson (1) - 1993
 Adia Barnes (2) - 1997, 98
 Lisa Griffith (1) - 1997
 Shawntinice Polk (3) - 2003, 04, 05
 Dee-Dee Wheeler (1) - 2005
 Ify Ibekwe (2) - 2009, 11
 Davellyn Whyte (1) - 2012
 Aari McDonald (3) - 2019, 20, 21
 Cate Reese (1) - 2022

Associated Press

1996-97	Adia Barnes	honorable mention
1997-98	Adia Barnes	third team
2002-03	Shawntinice Polk	honorable mention
2004-05	Dee-Dee Wheeler	honorable mention
2008-09	Ify Ibekwe	honorable mention
2010-11	Ify Ibekwe	honorable mention
2011-12	Davellyn Whyte	honorable mention
2018-19	Aari McDonald	honorable mention
2019-20	Aari McDonald	second team
2020-21	Aari McDonald	second team
2021-22	Cate Reese	honorable mention

WBCA/Kodak

1996-97	Adia Barnes	honorable mention
1997-98	Adia Barnes	honorable mention
2002-03	Shawntinice Polk	honorable mention
2003-04	Shawntinice Polk	honorable mention
2004-05	Dee-Dee Wheeler	honorable mention
2004-05	Shawntinice Polk	honorable mention
2018-19	Aari McDonald	honorable mention
2019-20	Aari McDonald	first team
2020-21	Aari McDonald	first team

USBWA

1997-98	Adia Barnes	first team
2019-20	Aari McDonald	second team
2020-21	Aari McDonald	second team

Basketball Times

1991-92	Margo Clark	honorable mention
1992-93	Keisha Anderson	All-Freshman second team

Women's Basketball News

1996-97	Lisa Griffith	All-Freshman third team
---------	---------------	-------------------------

The Sporting News

1997-98	Adia Barnes	honorable mention
---------	-------------	-------------------

Women's Basketball Journal

1997-98	Adia Barnes	second team
---------	-------------	-------------

WomensCollegeHoops.com

2002-03	Shawntinice Polk	All-Freshman first team
---------	------------------	-------------------------

Full Court Press

2002-03	Shawntinice Polk	All-Newcomer first team
---------	------------------	-------------------------

Academic All-America Team

1985-86	Barbara Hyde	
	Linley Brummell	
2020-21	Sam Thomas	first team
2021-22	Sam Thomas	first team

Academic All-District

2002-03	Krista Warren	third team
2018-19	Sam Thomas	first team
2020-21	Sam Thomas	first team

NCAA Assists Leader

1995-96	Brenda Pantoja
---------	----------------



Conference Honors and Awards



Pac-10/12 Player of the Year

1997-98 Adia Barnes
2020-21 Aari McDonald

Pac-10/12 Defensive Player of the Year

2010-11 Ify Ibekwe
2019-20 Aari McDonald
2020-21 Aari McDonald (co-DPOY)

Pac-10/12 Most Improved Player of the Year

2022-23 Shaina Pellington (co-MIPOY)

Pac-10/12 Freshman of the Year

1994-95 Adia Barnes
2001-02 Dee-Dee Wheeler
2002-03 Shawntinice Polk
2009-10 Davellyn Whyte

All-Pac-10/12 Conference

1986-87 Dana Patterson second team
Miroslava Acosta honorable mention
1987-88 Dana Patterson first team
1988-89 Amy Gamble first team
1991-92 Margo Clark first team
1994-95 Adia Barnes honorable mention
1995-96 Adia Barnes first team
Brenda Pantoja first team
1996-97 Adia Barnes first team
Lisa Griffith honorable mention
1997-98 Adia Barnes first team
Marte Alexander honorable mention
Monika Crank honorable mention
Lisa Griffith honorable mention
Felecity Willis honorable mention
1998-99 Angela Lackey first team
Felecity Willis first team
Lisa Griffith honorable mention
1999-2000 Tatum Brown first team
Felecity Willis first team
Reshea Bristol honorable mention
Lisa Griffith honorable mention
Angela Lackey honorable mention
2000-01 Reshea Bristol first team
Elizabeth Pickney first team
2001-02 Elizabeth Pickney first team
2002-03 Shawntinice Polk first team
Dee-Dee Wheeler first team
2003-04 Shawntinice Polk first team
Dee-Dee Wheeler first team
2004-05 Dee-Dee Wheeler first team
Shawntinice Polk first team
2005-06 Natalie Jones honorable mention
2006-07 Joy Hollingsworth honorable mention
2007-08 Ashley Whisonant second team
Amina Njonkou honorable mention
2008-09 Ify Ibekwe first team
Amina Njonkou honorable mention
2009-10 Ify Ibekwe first team
Davellyn Whyte first team
2010-11 Ify Ibekwe first team
Davellyn Whyte first team
2011-12 Davellyn Whyte first team
2012-13 Davellyn Whyte first team
2014-15 Candice Warthen honorable mention
2016-17 LaBrittney Jones honorable mention
first team (media)
2017-18 JaLea Bennett honorable mention
2018-19 Aari McDonald first team
first team (media)

2019-20 Aari McDonald first team
first team (media)
Cate Reese first team
first team (media)
Sam Thomas honorable mention
2020-21 Aari McDonald first team
Cate Reese first team
Sam Thomas first team
Trinity Baptiste honorable mention
2021-22 Cate Reese first team
Sam Thomas honorable mention
2022-23 Shaina Pellington first team
first team (media)
Cate Reese first team
first team (media)
Esmery Martinez honorable mention

Pac-10/12 All-Freshman Team

1991-92 Jacinda Sweet first team
1992-93 Keisha Anderson first team
1994-95 Adia Barnes first team
Mikko Giordano honorable mention
DeAngela Minter honorable mention
1996-97 Lisa Griffith first team
1997-98 Reshea Bristol first team
1998-99 Elizabeth Pickney first team
1999-2000 Krista Warren first team
2000-01 Veranda James first team
2001-02 Dee-Dee Wheeler first team
2002-03 Shawntinice Polk first team
Natalie Jones honorable mention
2003-04 Shannon Hobson honorable mention
2004-05 Jessica Arnold honorable mention
Ashley Whisonant honorable mention
2007-08 Ify Ibekwe first team
Tasha Dickey honorable mention
2008-09 Courtney Clements first team
2009-10 Davellyn Whyte first team
2010-11 Erica Barnes honorable mention
2011-12 Aley Rohde honorable mention
2017-18 Sam Thomas first team
first team (media)
2018-19 Cate Reese first team
first team (media)
2019-20 Helena Pueyo honorable mention
2020-21 Lauren Ware honorable mention

Pac-12 All-Defensive Team

2015-16 LaBrittney Jones honorable mention
2016-17 LaBrittney Jones honorable mention
2018-19 Aari McDonald first team
first team (media)
2019-20 Aari McDonald first team
first team (media)
Sam Thomas first team
first team (media)
2020-21 Aari McDonald first team
Sam Thomas first team
2021-22 Sam Thomas first team
Helena Pueyo honorable mention
2022-23 Shaina Pellington first team
first team (media)
Helena Pueyo first team
first team (media)

All-Intermountain Conference

1976-77 Gail Davenport honorable mention

All-Western Collegiate Athletic Association

1979-80 Pam Roberts honorable mention
1980-81 Pam Roberts honorable mention
1981-82 Leslie Martin honorable mention
1982-83 Leslie Martin honorable mention
1984-85 Kirsten Smith honorable mention

All-Pacific West

1985-86 Miroslava Acosta first team
Kirsten Smith first team
Yolanda Turner honorable mention

Pac 10/12 All-Academic Team

1986-87 Yolanda Turner second team
Linley Brummell honorable mention
Barbara Hyde honorable mention
1987-88 Timi Brown second team
1989-90 Timi Brown second team
1990-91 Timi Brown honorable mention
1991-92 Megan Magee honorable mention
1992-93 Jacinda Sweet honorable mention
1993-94 Janelle Thompson second team
1995-96 Marte Alexander honorable mention
DeAngela Minter honorable mention
2000-01 Marte Alexander second team
Elizabeth Pickney first team
2001-02 Krista Warren honorable mention
2002-03 Krista Warren second team
2003-04 Katrina Lindner honorable mention
2004-05 Anna Chappell honorable mention
Shannon Hobson honorable mention
Katrina Lindner honorable mention
2005-06 Jessica Arnold honorable mention
Anna Chappell honorable mention
Linda Pace honorable mention
2006-07 Linda Pace honorable mention
Shannon Hobson honorable mention
Jessica Arnold honorable mention
Kelsey Burns honorable mention
2007-08 Ashley Whisonant honorable mention
2008-09 Faiha Hill honorable mention
Amina Njonkou honorable mention
2009-10 Reiko Thomas honorable mention
2010-11 Soana Lucet honorable mention
Reiko Thomas honorable mention
2014-15 Alli Gloyd first team
LaBrittney Jones honorable mention
2016-17 LaBrittney Jones honorable mention
2017-18 Lucia Alonso honorable mention
2018-19 Sam Thomas first team
Lucia Alonso honorable mention
Tee Tee Starks honorable mention
2019-20 Sam Thomas honor roll
Tara Manumaleuga honor roll
Cate Reese honor roll
Tee Tee Starks honor roll
2020-21 Sam Thomas honor roll
Tara Manumaleuga honor roll
Helena Pueyo honor roll
Cate Reese honor roll
2021-22 Madison Conner honor roll
Cate Reese honor roll
Sam Thomas honor roll
Lauren Ware honor roll
2022-23 **Helena Pueyo honor roll**
Cate Reese honor roll
Lauren Ware honor roll



Pac-10/12 Players of the Week

Jan. 30, 1989 – Amy Gamble
Jan. 6, 1992 – Margo Clark
March 15, 1993 – Shawn Coder
Dec. 13, 1993 – Shawn Coder
Dec. 12, 1994 – Adia Barnes
Jan. 9, 1995 – Adia Barnes
Jan. 2, 1996 – Adia Barnes
Feb. 19, 1996 – Adia Barnes
Feb. 3, 1997 – Monika Crank
Feb. 17, 1997 – Lisa Griffith
Jan. 5, 1998 – Adia Barnes
Jan. 19, 1998 – Adia Barnes
Feb. 23, 1998 – Adia Barnes
Dec. 20, 1998 – Angela Lackey
Jan. 25, 1999 – Reshea Bristol
Jan. 19, 2004 – Shawntinice Polk
Feb. 9, 2004 – Shawntinice Polk
March 1, 2004 – Shawntinice Polk
Dec. 20, 2004 – Dee-Dee Wheeler
Feb. 14, 2005 – Natalie Jones
Dec. 15, 2008 – Ify Ibekwe
Jan. 18, 2010 – Davellyn Whyte
Feb. 14, 2011 – Ify Ibekwe
March 7, 2011 – Ify Ibekwe
Feb. 25, 2013 – Davellyn Whyte
Feb. 9, 2015 – Candice Warthen
Mar. 3, 2015 – Candice Warthen
Nov. 19, 2018 – Aari McDonald
Dec. 3, 2018 – Aari McDonald
Jan. 7, 2019 – Aari McDonald
Nov. 18, 2019 – Aari McDonald
Dec. 9, 2019 – Cate Reese
Dec. 30, 2019 – Cate Reese
Feb. 3, 2020 – Aari McDonald
Dec. 21, 2020 – Aari McDonald
Feb. 15, 2021 – Cate Reese
Feb. 21, 2023 – Shaina Pellington

Pac-12 Freshman of the Week

Nov. 26, 2018 – Cate Reese
Jan. 21, 2019 – Cate Reese
Jan. 28, 2019 – Cate Reese
Nov. 28, 2022 – Kailyn Gilbert



All-District/Region Team

1978-79	Jill Longanecker	National Scouting Association Region 7
1985-86	Miroslava Acosta	Kodak/WBCA District 7
1986-87	Dana Patterson	Kodak/WBCA District 7
1996-97	Adia Barnes	Kodak/WBCA District 8
1997-98	Adia Barnes	Kodak/WBCA District 8
2000-01	Reshea Bristol	Kodak/WBCA District 8
2002-03	Shawntinice Polk	Kodak/WBCA District 8
2003-04	Shawntinice Polk	Kodak/WBCA District 8
2004-05	Dee-Dee Wheeler	Kodak/WBCA District 8
	Shawntinice Polk	Kodak/WBCA District 8
2019-20	Aari McDonald	WBCA Region 5
2020-21	Aari McDonald	WBCA Region 5
2021-22	Cate Reese	WBCA Region 5

NCAA Final Four All-Tournament Team

2020-21	Aari McDonald
---------	---------------

NCAA Mercado All-Region Most Outstanding Player

2020-21	Aari McDonald
---------	---------------

WNIT Most Valuable Player

1995-96	Adia Barnes
2018-19	Aari McDonald

WNIT All-Tournament Team

1995-96	Adia Barnes
	Andrea Constand
	Brenda Pantoja
2018-19	Aari McDonald
	Cate Reese

Pac-10/12 All-Tournament Team

2002-03	Shawntinice Polk
	Dee-Dee Wheeler
	Krista Warren
2003-04	Aimee Grzyb
	Shawntinice Polk
2010-11	Soana Lucet
2019-20	Aari McDonald
2020-21	Aari McDonald

WNBA Draft Picks

Adia Barnes (1995-98)
Sacramento Monarchs (Round 4, Pick 33) - 1998

Marte Alexander (1995-98)
Los Angeles Sparks (Round 3, Pick 47) – 2000

Reshea Bristol (1998-2001)
Charlotte Sting (Round 4, Pick 50) – 2001

LaKeisha Taylor (1999-2002)
Indiana Fever (Round 4, Pick 49) – 2002

Elizabeth Pickney (1999-2002)
Sacramento Monarchs (Round 4, Pick 60) – 2002

Dee-Dee Wheeler (2000-05)
Los Angeles Sparks (Round 2, Pick 26) – 2005

Ify Ibekwe (2007-11)
Seattle Storm (Round 2, Pick 24) – 2011

Davellyn Whyte (2009-13)
San Antonio Silver Stars (Round 2, Pick 16) – 2013

Aari McDonald (2018-21)
Atlanta Dream (Round 1, Pick 3) – 2021

Trinity Baptiste (2020-21)
Indiana Fever (Round 2, Pick 24) – 2021

Jade Loville (2022-23)
Seattle Storm (Round 3, Pick 33) – 2023

Wildcats in the WNBA

Marte Alexander (1995-98)
Los Angeles Sparks (2000)
Charlotte Sting (2001)

Adia Barnes (1995-98)
Sacramento Monarchs (1998)
Minnesota Lynx (1999-00)
Cleveland Rockers (2000-01)
Seattle Storm (2002-04)

Tatum Brown (1999-2000)
Cleveland Rockers (2002)
Washington Mystics (2003)

Reshea Bristol (1998-2001)
Charlotte Sting (2001)

Margo Clark (1991-93)
Sacramento Monarchs (1997)

Bonnie Dove (1993-94)
Cleveland Rockers (1997 & 2001)

Ify Ibekwe (2007-11)
Seattle Storm (2011)
Los Angeles Sparks (2017)

Angela Lackey (1999-2000)
Charlotte Sting (2002)

Aari McDonald (2018-2021)
Atlanta Dream (2021)

DeAngela Minter (1995-98)
Detroit Shock (1998)

Elizabeth Pickney (1999-2002)
Sacramento Monarchs (2002)
Phoenix Mercury (2003)

LaKeisha Taylor (1999-2002)
Indiana Fever (2002)

Sam Thomas (2022-2023)
Phoenix Mercury (2022)

Dee-Dee Wheeler (2000-05)
Los Angeles Sparks (2005)

Davellyn Whyte (2009-13)
San Antonio Stars (2013)

Felicity Willis (1997-2000)
Los Angeles Sparks (2000)
Charlotte Sting (2001)
Washington Mystics (2003)





A

Aboud, Shelley - 1975
Acosta, Miroslava - 1986, 87
Adefeso, Danielle - 2002, 03, 04, 05
Alexander, Marte - 1995, 96, 97, 98
Allen, Candice - 2001, 02
Lucia Alonso - 2017, 18, 19, 20
Anderson, Keisha - 1993
Andrews, Cindy - 1977
Archie, Alicia - 1984, 85
Arnold, Jessica - 2005, 06, 07, 08
Arnold, Shanita - 2011, 12
Asi, Anna Gret - 2022
Avery, Starlene - 1975

B

Banas, Bonnie - 1979
Baptiste, Trinity - 2021
Barber, Elizabeth - 1972
Barkhoff, Kiana - 2018
Barnes, Adia - 1995, 96, 97, 98
Barnes, Erica - 2011, 12, 13, 14
Barrington, Jacque - 1994, 95, 96, 97
Bell, Farrin - 2015, 16
Bennett, JaLea - 2015, 16, 17, 18
Benonysdottir, Birna - 2020
Berger, Sabreena - 2008
Bergeson, Dawn - 1988
Beausoliel, Colette - 1983
Bofia, Beatrice - 2008, 09
Bofia, Suzy - 2007
Bozeman, Tysell - 2000
Bradshaw, Lisa - 1982, 84
Brase, Julie - 1999, 2000, 02, 03
Bristol, Reshea - 1998, 99, 2000, 01
Broaden, Pat - 1982
Brown, Tatum - 1999, 2000
Brown, Timi - 1987, 88, 90, 91
Brummell, Linley - 1986, 87
Bryan, Kathleen - 1975, 76
Buntin, Tonee - 1982
Burns, Kelsey - 2006, 07
Butler, Amani - 2009
Butler, Erin - 2012
Buxton, Sarah - 1978, 80

C

Caliway, Chris - 1980
Callahan, Jen - 1999
Canez, Ida
Cannon, Keyahndra - 2013, 14, 15, 16
Carr, Susie - 1991
Carter, Amari - 2020
Carter, Glenna - 1979
Chappell, Anna - 2003, 04, 05, 06
Chavez, Taylor - 2022
Chesney, Jenn - 2001
Clark, Margo - 1991, 92, 93
Clark, Paris - 2023
Clements, Courtney - 2009
Coder, Shawn - 1991, 92, 93, 94
Coleman, A'Shanti - 2016
Conner, Madison - 2021, 22, 23
Constand, Andrea - 1993, 94, 95, 96
Conway, Kim - 1990, 91, 93, 94
Copeland, Ariyah - 2022
Craig, Laurie - 1977
Crank, Monika - 1996, 97, 98, 2000
Crutchfield, Carissa - 2013, 14
Cunningham, Chy - 2015
Currier, Cindy - 1977

D

Darling, Sue - 1981, 82
Davenport, Gail - 1976, 77, 78
Dean, Nancy - 1977
De Champlain, Valerie - 1988, 89
Dickey, Tasha - 2008, 10, 11
Dodds, Angie - 1984, 85, 86, 87
Dove, Bonnie - 1993, 94
Draper, Cheryl - 1986
Duger, Jessica - 2003, 04
Dunlap, Janice - 1974

E

Eggert, Anita - 1977
Elder, Jane - 1975
Engleman, Lynn - 1977
Erdogan, Derin - 2021, 22
Evans, Lauren - 2015, 16, 17

F

Fatkin, Sammy - 2018
Fearing, Lindsey - 2012
Fields, Lauren - 2023
Fields, Whitney - 2006, 07
Fontenette, Mary - 1986
Ford, Carmen - 1985, 86
Frazier, Ashley - 2009, 10
Frese, Brenda - 1989, 90, 91, 92

G

Gamble, Amy - 1989
Garcia, Barb - 1978
Garcia, Marta - 2021
Garnett, Apryl - 1990, 91
Gault, Gail - 1974, 75
Gilbert, Kailyn - 2023
Gilbert, Penny - 1979, 80
Gilpin, Ashley - 2008
Giordano, Kristina - 1989
Giordano, Michelle - 1995, 96, 97, 98
Glisky, Linda - 1991
Gloyd, Alli - 2013, 14, 15
Goschinski, Janet - 1978, 79, 80
Graham, Destiny - 2016, 17, 18, 19
Grennan, Regina - 1987, 88, 89, 90
Griffey, Taryn - 2016, 17
Griffith, Lisa - 1997, 98, 99, 2000
Griffitts, Kama - 2013, 14
Grout, Heather - 1983
Grzyb, Aimee - 2001, 02, 03, 04
Gul, Sevval - 2020

H

Hambrick, Shontey - 1996, 97, 98
Handley, Melissa - 1989, 90, 91, 92
Harper, Cheylenne - 2012
Harris, Atina - 1994, 95
Harris, Nyre - 2013
Hays, Sarah - 2008, 09
Hill, Faiha - 2009
Hobson, Shannon - 2004, 05, 07
Hollingsworth, Joy - 2006, 07
Holloway, Charise - 2015, 17
Humphrey, Cheryl - 1988, 89, 90, 91
Husk, Laura Jo - 1975, 76
Hyde, Barbara - 1985, 86, 87
Hylton, Lemyah - 2023

I

Ibekwe, Ify - 2008, 09, 10, 11
Ineman, Joanne - 1983
Imara, Fatima - 1995, 96, 97

J

Jackson, Brooke - 2010, 11
James, Dejza - 2014, 15, 16, 17
James, Veranda - 2001
Johnson, Keisha - 1995
Jones, LaBrittney - 2014, 15, 16, 17
Jones, Natalie - 2003, 04, 05, 06
Jorgenson, Lori - 1975, 76, 77, 78

K

Kioa, Jennifer - 2010
Klassen, Sharon - 1976
Klemans, Ruth - 1980
Klemm, Mary - 1989, 90, 91, 92
Kubiak, Barbara - 1984, 85
Kyles, Marlee - 2018

L

LaBuhn, Connie - 1977, 78
Lackey, Angela - 1999, 2000
Leikem, Tammy - 1988
Lindner, Katrina - 2003, 04, 05
Livingston, Amy - 1988, 89, 90
Longanecker, Jill - 1979, 80, 81
Love, Koi - 2022
Loville, Jade - 2023
Lucet, Soana - 2010, 2011

M

Magee, Megan - 1991, 92, 93
Malecha, Lindsey - 2018, 19
Manumaleuga, Tara - 2020, 21
Marriucci, Anne - 1977
Martin, Leslie - 1981, 82, 83
Martinez, Esmerly - 2023
Maxwell, Bess - 1974, 75, 76
McBryde, Dominique - 2019, 20
McDonald, Aari - 2019, 20, 21
McDonald, Jhazia - 2009
McFadden, Anne - 1979, 80, 81, 82
McGee, Marie - 2007, 2008
Meyer, Julie - 1987, 88, 89, 90
Midkiff, Laura - 1981
Miller, Michal - 2016
Minter, DeAngela - 1995, 96, 97, 98
Mitchell, Michelle - 1999, 2000, 01
Mote, Mara - 2020, 21

N

Nahinu, Malia - 2009
Naranjo, Greta - 1988, 89
Neabors, Rhaya - 2007, 08
Neabors, Rheya - 2007, 08
Newcomb, Liz - 1978
Nixon, Bryce - 2019, 20
Njonkou, Amina - 2006, 07, 08, 09
Nnaji, Maya - 2023
Northway, Sarah - 1994, 95

O

O'Neal, Malia - 2006, 07
Oh, Ché - 2005, 06
Olsen, Heidi - 1980
Overturf, Tannis - 1982, 83, 84, 85

P

Pace, Linda - 2004, 05, 06, 07
Pantoja, Brenda - 1992, 94, 95, 96
Papcevic, Svjetlana - 2003
Patterson, Dana - 1985, 86, 87
Pellington, Shaina - 2021, 22, 23
Peterson, Phakisha - 2003, 04
Phoenix, Amber - 1997, 98
Pickney, Elizabeth - 1999, 2000, 01, 02
Pierson, Amanda - 2010, 2011
Polk, Shawntinice - 2003, 04, 05
Pueyo, Helena - 2020, 21, 22, 23

R

Reed, Robin - 1975
Reese, Ali - 2018
Reese, Cate - 2019, 20, 21, 22, 23
Reinke, Linda - 1982, 83, 84
Rendahl, Randi - 1975
Bria Rice - 2017
Richards, Maricia - 1975, 76
Roberson, Robin - 2002, 03
Roberts, Pam - 1979, 80, 81, 82
Robertson, Shana - 1981, 82
Robinson, Jessie - 2006
Rodgers, Sharon - 1977, 78

S

Sanchez, Gisela - 2022
Sanford, Donnisha "CoCoa" - 2003, 04
Schein, Rachael - 2004
Schulz, Julie - 1976, 77, 78, 79
Eugenie Simonet-Keller - 2017
Sisneros, Dorothy - 1976, 77, 78, 79
Smith, Brenda - 1985, 86
Smith, Chari - 2005
Smith, Charlotte - 1980, 81
Smith, Kirsten - 1983, 84, 85, 86
Smith, Lori - 1982, 83
Smith, Semaj - 2019, 20, 21, 22
Smith, Shalyse - 2019
Smith, Trina - 1992, 93, 94
Starks, Tee Tee - 2019, 20
Stewart, Kris - 1978
Stowers, Adrienne - 1985, 86, 87
Struthers, Peggy - 1974
Sturdivant, Jamie - 2000
Sutherland, Shereen - 2013
Sweet, Jacinda - 1992, 93, 94, 95

T

Tave, Stacie - 1993, 94
Taylor, LaKeisha - 1999, 2000, 01, 02
Taylor, Shannon - 1993
Teske, Debbie - 1989
Thomas, Reiko - 2009, 10, 11, 12
Thomas, Sam - 2018, 19, 20, 21, 22
Thompson, Janelle - 1991, 92, 93, 94
Tibbetts, Michelle - 2002
Timm, Wendy - 1976, 77
Trifero, Michele - 1977
Turner, Yolanda - 1984, 85, 86, 87

V

Vonleh, Aaronette - 2022

W

Walker, Cha-Ron - 1997, 98
Ware, Lauren - 2021, 22
Warren, Krista - 2000, 01, 02, 03
Warthen, Candice - 2011, 12, 14, 15
Washington, Malena - 2015, 16, 17
Wheeler, Dee-Dee - 2002, 03, 04, 05
Whisonant, Ashley - 2005, 06, 07, 08
White, Layana - 2012, 13
Whyte, Davellyn - 2010, 11, 12
Willis, Felecly - 1997, 98, 99, 2000
Wood, Ann - 1975
Workman, Breanna - 2014, 15, 16, 17
Wright, Kat - 2018
Wuertz, Carolyn - 1973

Y

Yeaney, Bendu - 2021, 22

Bold: Current Players

All-Time Jersey Numbers



0

Davellyn Whyte – 2010, 11, 12, 13
Breanna Workman – 2014, 15, 16, 17
Amari Carter – 2020
Trinity Baptiste – 2021
Ana Gret Asi – 2022

00

Shontey Hambrick – 1996, 97, 98
Shawntinice Polk – 2003, 04, 05

1

Amani Butler – 2009
Jennifer Kia – 2010
Candice Warthen – 2012, 13, 14, 15
Shalyse Smith – 2019
Shaina Pellington – 2021, 22, 23
Courtney Blakely – 2024

2

Kelsey Burns – 2006, 07
Erin O'Bryan – 2008
Layana White – 2012, 13
Aari McDonald – 2019, 20, 21
Jada Williams – 2024

3

Lisa Griffith – 1997, 98, 99, 2000
Ify Ibekwe – 2008, 09, 10, 11
Shereen Sutherland – 2013
Taryn Griffey – 2015, 16, 17
Tara Manumaleuga – 2020, 21
Taylor Chavez – 2022
Montaya Dew – 2023, 24

4

Cheryl Humphrey – 1988, 89, 90, 91
Jacinda Sweet – 1992, 93, 94, 95
Candice Allen – 2001, 02, 03
Sarah Hays – 2008, 09
Carissa Crutchfield – 2013, 14
Chy Cunningham – 2015
Lucia Alonso – 2017, 18, 19, 20
Madison Conner – 2021, 22, 23
Skylar Jones – 2024

5

Greta Naranjo – 1988, 89
Shawn Coder – 1991
Jen Callahan – 1999
CoCoo Sanford – 2003, 04
Jhazia McDonald – 2009
Shanita Arnold – 2011, 12
Nyre Harris – 2013
Sammy Fatkin – 2018
Koi Love – 2022

10

Sue Darling – 1982
Joanne Ineman – 1983
Lisa Lovallo – 1984
Dana Patterson – 1985, 86, 87, 88
Mary Klemm – 1989, 90
Linda Glisky – 1991
Reshea Bristol – 1998, 99, 2000, 01
Linda Pace – 2004, 05, 06, 07
Faiha Hill – 2009, 10
Kama Griffiths – 2012, 13, 14
Lauren Evans – 2015, 16, 17
Tee Tee Starks – 2019, 20
Derin Erdogan – 2021
Lemyah Hylton – 2023

11

Laurie Craig – 1977
Sarah Buxton – 1978, 79, 80
Sue Darling – 1981
Lisa Bradshaw – 1982, 83, 84
Tracey Barnes – 1983
Linley Brummell – 1986, 87, 88
Meg Mitchell – 1989
Brenda Pantoja – 1992, 94, 95, 96
Dee-Dee Wheeler – 2002, 03, 04, 05
Ashley Frazier – 2009, 10
Kat Wright – 2018
Mara Mote – 2020, 21
Derin Erdogan – 2022

12

Gail Davenport – 1976
Sharon Rodgers – 1977, 78
Bonnie Banas – 1979
Laura Midkiff – 1981
Melissa Handley – 1989, 90, 91, 92
Shannon Taylor – 1993
Ashley Whisonant – 2005, 06, 07, 08
Brooke Jackson – 2010, 11
Seval Gul – 2020
Esmerly Martinez – 2023, 24

13

Barb Garcia – 1978
Penny Gilbert – 1979, 80
Aimee Grzyb – 2001, 02, 03, 04
Tasha Dickey – 2008, 2010, 11
Cheshi Poston – 2013
Eugenie Simonet-Keller – 2016, 17
Marlee Kyles – 2018
Helena Pueyo – 2020, 21, 22, 23, 24

14

Dorothy Sisneros – 1976, 77, 78, 79
Trina Smith – 1992, 93, 94
Jenn Chesney – 2001
Whitney Fields – 2006, 07
Malena Washington – 2015, 16, 17
Sam Thomas – 2018, 19, 20, 21, 22

15

Shelley Aboud – 1975
Wendy Timm – 1977
Chris Calaway – 1979
Ruth Klemans – 1980
Pat Cheriton – 1981
Tannis Overturf – 1982, 83, 84
Timi Brown – 1987, 88, 89, 90, 91
Kate Crane – 1997
Anna Chappell – 2003, 04, 05, 06
Keyahndra Cannon – 2013, 14, 15, 16
Birna Benonymsdottir – 2020
Kailyn Gilbert – 2023, 24

20

Kit Bryan – 1975
Stacy Smith – 1985
Cheryl Draper – 1986
Valerie de Champlain – 1988, 89, 90
Susie Carr – 1991
April Mixon – 1994
Julie Brase – 1999, 2000, 02, 03
Jessica Arnold – 2005, 06, 07, 08
Cheylene Harper – 2012, 13
Farrin Bell – 2014, 15, 16, 17
Dominique McBryde – 2019, 20

21

Kit Bryan – 1976
Anne Mariucci – 1977
Gail Davenport – 1978
Jill Longanecker – 1979, 80, 81
Regina Grennan – 1987, 88, 89, 90
Mary Klemm – 1991, 92
Keisha Anderson – 1993
Jamie Sturdivant – 2000
Katrina Lindner – 2003, 04, 05
Rheya Neabors – 2007, 08
Erin Butler – 2012
Destiny Graham – 2016, 17, 18, 19
Aaronette Vonleh – 2022

22

Cindy Andrews – 1977
Pam Roberts – 1979, 80, 81, 82
Barb Kubiak – 1984, 85
Miroslava Acosta – 1986, 87
Dawn Bergeson – 1988
Kristina Giordano – 1989
Stacie Tave – 1993, 94
Monika Crank – 1996, 97, 98, 2000
Veranda James – 2001
Ché Oh – 2005, 06
Bria Rice – 2017
Lindsey Malecha – 2018, 19
Marta Garcia – 2021
Ariyah Copeland – 2022
Paris Clark – 2023

23

Marcia Richards – 1975, 76
Michele Trifero – 1977
Glenna Carter – 1979
Chris Calaway – 1980, 81
Janelle Thompson – 1991, 92, 93, 94
Keisha Johnson – 1995
Felecity Willis – 1997, 98, 99, 2000
Natalie Jones – 2003, 04, 05, 06
Rhaya Neabors – 2007, 08
Erica Barnes – 2011, 12, 13, 14
Michal Miller – 2016, 17
Bendu Yeane – 2021, 22
Lauren Fields – 2023
Maya Nnaji – 2024

24

Anita Eggert – 1977
Janet Goschinski – 1978, 79, 80, 81
Kirsten Smith – 1983, 84, 85, 86
Brenda Frese – 1989, 90, 92
Atina Harris – 1995
Michelle Tibbetts – 2002
Chari Smith – 2005
Malia O'Neal – 2006, 07
Sabreena Berger – 2008
Candice Warthen – 2011
LaBrittney Jones – 2014, 15, 16, 17
Bryce Nixon – 2019, 20
Sali Kourouma – 2024

25

Shanna Klassen – 1976
Connie LaBuhn – 1977, 78
Leslie Martin – 1981, 82, 83
Yolanda Turner – 1984, 85, 86, 87
Shawn Coder – 1992, 93, 94
Rachael Schein – 2004, 06
Reiko Thomas – 2009, 10, 11, 12
Cate Reese – 2019, 20, 21, 22, 23
Breya Cunningham – 2024

30

Pat Broaden – 1982, 83
Adrienne Stowers – 1985, 86, 87, 88
Debbie Teske – 1989
Adia Barnes – 1995, 96, 97, 98
Jessica Duger – 2003, 04
Marie McGee – 2007, 2008
Alli Gloyd – 2013, 14, 15
Gisela Sanchez – 2022
Jade Loville – 2023

31

Lori Smith – 1982, 83
Rebekah Lewis – 1984
Margo Clark – 1991, 92, 93, 94
Amber Phoenix – 1997, 98
Robin Roberson – 2002, 03
Ashley Gilpin – 2008
Lindsey Fearing – 2012
Dejza James – 2014, 15, 16, 17

32

Gail Davenport – 1977
Kris Stewart – 1978, 79
Shana Robertson – 1982, 83
Alicia Archie – 1984, 85
Kim Conway – 1990, 91, 93, 94
DeAngela Minter – 1995, 96, 97, 98
Svjetlana Papcevic – 2003
Amina Njonkou – 2006, 07, 08, 09
Kiana Barkhoff – 2018
Lauren Ware – 2021, 22, 23

33

Kim Unright – 1979
Heidi Olsen – 1980
Shana Robertson – 1981
Vicky Rayle – 1983
Apryl Garnett – 1990, 91
Andrea Constand – 1993, 94, 95, 96
Cha-Ron Walker – 1997, 98
Tysell Bozeman – 2000, 01
Phakisha Peterson – 2003, 04
JaLea Bennett – 2015, 16, 17, 18
Isis Beh – 2024

34

Charlotte Smith – 1979, 80, 81
Julie Meyer – 1987, 88, 89, 90
Megan Magee – 1991, 92, 93
Mikko Giordano – 1995, 96, 97, 98
Angela Lackey – 1999, 2000
Semaj Smith – 2019, 20, 21, 22
Maya Nnaji – 2023

35

Linda Reinke – 1982, 83, 84
Barb Hyde – 1985, 86, 87
Amy Livingston – 1988, 89, 90
Fatima Imara – 1995, 96, 97
Krista Warren – 2000, 01, 02, 03

40

Colette Beausoliel – 1982, 84
Mary Fontenette – 1986

41

Jane Elder – 1975
Wendy Timm – 1976
Sue Darling – 1979
Monique Paige – 1998

42

Julie Schulz – 1976, 77, 78, 79
Wendy Harding – 1981
Angie Dodds – 1985, 86, 87
Marte Alexander – 1995, 96, 97, 98
Malia Nahinu – 2009
Amanda Pierson – 2010
Ashanti Coleman – 2016



43

Lori Jorgensen - 1975, 76, 77, 78
Anne McFadden - 1979, 80, 81, 82
Heather Grout - 1983
Angie Dodds - 1984
Brenda Smith - 1985, 86

44

Bess Maxwell - 1975, 76
Nancy Dean - 1977
Sue Darling - 1980
Tonee Buntin - 1982
Carmen Ford - 1985, 86
Sarah Northway - 1994, 95
Danielle Adefeso - 2002, 03, 04, 05
Beatrice Bofia - 2008, 09
Aley Rohde - 2012
Charise Holloway - 2015, 17
Ali Reese - 2018

45

Laura Jo Husk - 1976
Lynn Engleman - 1977
Liz Newcomb - 1978
Elizabeth Pickney - 1999, 2000, 01, 02
Joy Hollingsworth - 2006, 07

50

LaKeisha Taylor - 1999, 2000, 01, 02
Shannon Hobson - 2004, 05, 07

51

Tannis Overturf - 1985
Michelle Mitchell - 1999, 2000, 01

52

Bonnie Dove - 1993, 94
Suzy Bofia - 2007

53

Gail Gault - 1975
Jacque (Clark) Barrington - 1994, 95, 96, 97
Tatum Brown - 1999, 2000
Soana Lucet - 2010, 11

54

Tammy Leikem - 1988
Amy Gamble - 1989
Courtney Clements - 2009


55

Laura Jo Husk - 1975

TV/Radio Roster



#1 Courtney Blakely
G • 5-8 • Jr.
Gary, Ind.



#2 Jada Williams
G • 5-6 • Fr.
Kansas City, Mo.




#3 Montaya Dew
F • 6-2 • Fr.
Las Vegas, Nev.



#4 Skylar Jones
G • 6-0 • Fr.
Chicago, Ill.




#12 Esmery Martinez
F • 6-2 • Fifth
Hato Mayor del Rey, D.R.



#13 Helena Pueyo
G • 6-0 • Fifth
Palma de Mallorca, Spain



#15 Kailyn Gilbert
G • 5-8 • So.
Tampa Bay, Fla.



#23 Maya Nnaji
F • 6-4 • So.
Hopkins, Minn.



#24 Sali Kourouma
F • 5-11 • R-Jr.
Kati, Mali



#25 Brea Cunningham
C • 6-3 • Fr.
Chula Vista, Calif.



#33 Isis Beh
F • 6-3 • R-Jr.
Murray, Utah



Adia Barnes
Head Coach
Eighth Season



Salvo Coppa
Assistant Coach
Eighth Season



Bett Shelby
Assistant Coach
First Season



Anthony Turner
Assistant Coach
First Season



Lauren Flaum
Director of Ops.
First Season