



WELCOME TO ARIZONA'S

DESERT FIGHT




FOOTBALL

2023 ARIZONA FOOTBALL

MEDIA GUIDE

RETURNING PLAYERS



AMMON ALLEN #40

Redshirt Sophomore
Linebacker • 6-3 • 220
Mesa, Ariz. (Highland HS)

2022: Appeared in 12 games on defense and special teams... Made three total tackles (2 solo, 1 assist)... Made one tackle against Mississippi State (9/10)... Recorded one assisted tackle against Colorado on 10/1... Posted one tackle at Utah on 11/5.

2021: Logged time in three games as a true freshman... Did not record any defensive stats.

High School: First-team All-State defensive back at Highland High School ... Won the 2021 Marquis Cooper Award for Football Leadership ... 89 tackles, two INT, two FF and one FR during his senior season ... Broke the school record in the javelin throw.

Personal: The son of Trent and Rachelle Allen ... One of eight siblings.

Career Defensive Stats

Season	GP	SOLO	AST	TOT	TFL-YDS	SK-YDS	INT	PD	FF	FR	BLK
2021	3	0	0	0	0-0	0-0	0	0	0	0	0
2022	12	2	1	3	0-0	0-0	0	0	0	0	0
Total	15	2	1	3	0-0	0-0	0	0	0	0	0



JOSH BAKER #75

Junior
Offensive Line • 6-3 • 305
Eureka, Mo. (Eureka HS)

2022: Started all 12 games at center on the offensive line... Has started 19 games over three seasons with the Wildcats... Helped make time for the Wildcats sixth-ranked passing offense and 21st ranked total offense, averaging 30.8 points per game... Did not allow a sack in 844 total snaps on offense, including 553 passing snaps (14th in the nation) and 291 rushing snaps... Held a 98.8 efficiency rating and committed only two penalties all season in 2022... All 844 snaps came during 12 games played at center... The Wildcats posted a four-win improvement from 2021 (1-11) to 2022 (5-7) to mark the second-largest win improvement in program history.

2021: Played in all 12 games and started seven games as Arizona's top reserve offensive lineman ... Saw action at center and the two guard positions ... Started seven of the last eight games of the season.

2020: Appeared in three of Arizona's five games as a true freshman in the COVID-19 shortened season. Helped pave the way for big rushing games by Wildcat backs that included 268 yards versus Colorado (12-5-2020).

High School: Lettered four years in football at Eureka Senior High School in Missouri... Earned three All-Conference selections, two All-District nods, and one second team All-State selection for his work along the offensive line... Holds school record for most career starts, with 48... Also lettered in baseball twice and once in wrestling.

Personal: Joshua Andrew Baker... Son of George and Beverly Baker... One older brother, Matt, and one older sister, Lauren... Majoring in Criminal Justice Studies... Chose Arizona because, "It was the right fit for me, it felt like home."



NAZAR BOMBATA #28

Redshirt Senior
Running Back • 6-1 • 220
Los Angeles, Calif. (Bishop Alemany HS)

2022: Appeared in all 12 games on special teams... Made five tackles (2 solo, 3 assists)... Made season-high two assisted tackles to help Arizona take down Arizona State 38-35 in the Territorial Cup... Has made seven total tackles with two blocked kicks over 32 games played with the Wildcats.

2021: Played in eight games on special teams ... Blocked two punts during the season vs. Washington and Utah ... Became the first player since Michael Jolivette (2002) to block two punts in one season ... His blocked punt vs. Utah led to a scoop and score by Rhedi Short.

2020: Regular fixture in numerous special teams units as he played in all five of Arizona's games in the COVID-19-shortened season... Recorded special teams tackle in Territorial Cup.

2019: Appeared in 11 games in a reserve running back role and on special teams... Carried twice for 12 yards against Northern Arizona (Sept. 7)... Totaled one tackle on special teams at USC (Oct. 19), while returning one kick for 16 yards.

2018: Redshirted.

High School: Graduated in 2018 from Bishop Alemany High School... Earned letters in football and track and field... Earned Most Valuable Sprinter Award twice for track team... Registered 16 tackles and three sacks as a defensive back as a senior... Averaged 5.9 yards per carry with three touchdowns as a senior.

Personal: Son of Foluso Oluyide... Has one sister, Nailah... Majoring in Studio Art.

Career Rushing Stats

Season	GP	ATT	YDS	TD	LONG	AVG/ATT	AVG/G
2019	10	2	12	0	7	6.0	1.2
2020	5	0	0	0	0	0.0	0.0
2021	8	0	0	0	0	0.0	0.0
2022	12	0	0	0	0	0.0	0.0
Total	32	2	12	0	7	6.0	0.8

Career Defensive Stats

Season	GP	SOLO	AST	TOT	TFL-YDS	SK-YDS	INT	PD	FF	FR	BLK
2019	10	0	1	1	0-0	0-0	0	0	0	0	0
2020	5	1	0	1	0-0	0-0	0	0	0	0	0
2021	8	0	0	0	0-0	0-0	0	0	0	0	2
2022	12	2	3	5	0-0	0-0	0	0	0	0	0
Total	32	3	4	7	0-0	0-0	0	0	0	0	2




JOSEPH BORJON #62

Redshirt Sophomore
Offensive Lineman • 6-8 • 325
La Puente, Calif. (Mt. San Antonio College)

2022: Did not see any action during the 2022 season.

Before Arizona: Appeared in three games with Mt. San Antonio College during his second season with the program in 2021... The Mounties averaged 40.9 points per game during the 2021 season... Mt. SAC recorded 4,557 total yards of offense including 2,530 yards passing and 2,207 yards rushing... The Mounties won the Patriotic Bowl 34-28 in double-overtime over Fullerton College... Mt. SAC finished 8-3 overall and with a two-game winning streak to close the 2021 season.



KEYAN BURNETT #88

Sophomore
Tight End • 6-6 • 245
Ladera Ranch, Calif. (Servite HS)

2022: Appeared in nine games with one start... Caught three passes for 10 yards against Oregon (10/8).

High School: Attended Servite High School in California...Teammates with fellow Arizona signees QB Noah Fifita, WR Tetairoa McMillan, and LB Jacob Manu...Four-star recruit by Rivals and 247Sports...Nationally ranked as the No. 8 tight end in his class by 247Sports...Participated in the 2022 Polynesian Bowl...Logged time in 13 varsity games at Servite and picked up 36 receptions for 660 yards and seven touchdowns...As a senior, went for 34 catches, 605 yards, and six scores...Also played basketball and ran track during prep career.

Personal: Keyan Chester Burnett...Son of Chester and Jeena Burnett...One brother, Gage...One sister, Memphis... Father, Chester, was a linebacker at Arizona 1995-97 and was selected by the Minnesota Vikings in the 1998 NFL Draft... Uncle, Emmett Mosley, played football at Notre Dame...Grandfather, J.D. Burnett, played professional baseball...Chose Arizona because, "Arizona has always meant something to my family. In addition to that, the opportunities here are second to none. The character of the program is top notch, and I believe I'll be developed into the best version of myself."

Career Receiving Stats

Season	GP	REC	YDS	TD	LONG	REC/G	AVG/REC	AVG/G
2022	9	3	10	0	5	0.3	3.3	1.1
Total	9	3	10	0	5	0.3	3.3	1.1



JAI-AYVIAUYNN CELESTINE #24

Redshirt Freshman
Cornerback • 5-8 • 180
Miami, Fla. (Miami Palmetto HS)

2022: Did not see any action during the 2022 season.

High School: Prepped at Miami Palmetto High School in Florida...Three-star recruit by 247Sports...Picked up 50 tackles, three interceptions, and eight pass breakups as a senior in 2021...Ultra-utility player during prep career, contributing time at cornerback, safety, wildcat quarterback, wide receiver, and running back.



JADEN CLARK #13

Redshirt Sophomore
Wide receiver • 5-11 • 185
West Hills, Calif. (Chaminade College Prep)

2022: Pac-12 Fall Honor Roll

2022: Did not see any action during the 2022 season.

2021: Did not see any action in the 2021 season.

High School: Was named second-team All-Region in the 6A division ... Was named the Desert Vista Varsity Football Character Award winner in 2019 and 2020.

Personal: The son of Ricardo and Shannon Clark ... Has one brother, Christian ... His father Ricardo played football at Marshall ... His uncle Kenny Felder played football and baseball at Florida State and was a first-round draft pick by the Milwaukee Brewers ... His great uncle Walter Lewis was the first African American quarterback at Alabama.



JONAH COLEMAN #3

Sophomore
Running Back • 5-9 • 225
Stockton, Calif. (Lincoln HS)

2022: Saw action in all 12 games with two starts at running back in his first season with Arizona... Rushed 75 times for 372 yards and four touchdowns... Recorded a long rush of 43 yards and averaged 5.0 yards per carry, as well as 31.0 yards per game... Grabbed eight receptions for 24 yards with a long of 14 yards... Rushed for a season-high 53 yards and one touchdown at Washington on 10/15... Recorded a rushing touchdown in back-to-back games against North Dakota State on 9/17 (32 yards on 6 carries) and California on 9/24 (28 yards on 7 carries)... Punched one into the end zone against Arizona State and rushed six times for 48 yards to help win the Territorial Cup 38-35.

High School: Prepped at Lincoln High School in Stockton...Piled up 334 carries for 3,319 yards and 58 touchdowns across 31 varsity games in four years...Three-star recruit by Rivals and 247Sports...Breakout sophomore season saw him rush for 1,587 yards and 30 touchdowns on 143 carries, all career-highs...Tallied 867 yards and 13 scores on 96 totes as a senior in 2021...Also hauled in 55 career receptions for 799 yards and 10 touchdowns.

Career Rushing Stats

Season	GP	ATT	YDS	TD	LONG	AVG/ATT	AVG/G
2022	12	75	372	4	43	5.0	31.0
Total	12	75	372	4	43	5.0	31.0



JACOB COWING #2

Senior
Wide Receiver • 5-11 • 175
Maricopa, Ariz. (UTEP)

2022: All-Pac-12 Honorable Mention
2022: Buletnikoff Award Preseason Watch List
2021: First Team All-Conference USA
2020: Second Team All-Conference USA

2022: Started all 12 games during his first season with Arizona... Made a catch in all 12 games stretching his career-long streak to 44 games which is the second-longest in the nation... Finished season with 85 receptions (1st in Pac-12) for 1,034 yards (4th in Pac-12), which were the third-most catches and the seventh-most yards in a single season in Arizona football history... 85 catches marked the most by an Arizona wide out since Bobby Wade's 93-reception season in 2002... Finished tied for second in the Pac-12 with seven touchdown receptions... Caught touchdown passes in five consecutive games to begin the season... Made career-high 12 receptions for a career-best 180 yards with one touchdown against Colorado on 10/1... Caught career-high three touchdowns in his first game as a Wildcat at San Diego State on 9/3... Recorded four games of 100-plus yards and two games of 150-plus yards... Surpassed the 3,000 receiving yard mark for his career and now sits at 3,629 with 20-career touchdowns... His 3,629 receiving yards are second, his 20 touchdowns are tied for 10th, and his 226-career receptions are tied for sixth among active players in FBS.

Before Arizona: Played three seasons at UTEP...Led the Miners in receiving yards all three seasons, including a 2021 campaign in which he finished with 69 receptions for 1,354 yards and seven touchdowns...Earned First Team All-Conference USA honors in 2021 and Second Team recognition in 2020...Finished the 2021 season ranked ninth nationally among all FBS players with 1,354 yards through the air...For his career at UTEP hauled in 141 receptions, 2,595 yards, and 13 touchdowns...Immediately impacted the Miners as a freshman in 2019, making appearances in every game with seven starts...Led all C-USA freshman and ranked No. 13 nationally with 550 receiving yards in 2019...Prepped at Maricopa High School and earned three varsity letters... Pulled in 89 catches for 2,065 yards and 21 touchdowns during prep career.

Personal: Jacob Henry Cowing...Son of Monte Cowing and Nycole Parker with two sisters... Father of Chase Henry Cowing.

Career Receiving Stats

Season	GP	REC	YDS	TD	LONG	REC/G	AVG/REC	AVG/G
2019*	12	31	550	3	54	2.6	17.7	45.8
2020*	8	41	691	3	82	5.2	16.6	86.4
2021*	13	69	1354	7	76	5.3	19.6	104.1
2022	12	85	1034	7	39	7.1	12.2	86.2
Total	45	226	3629	20	82	5.0	16.1	80.6

Career Punt Return Stats

Season	GP	ATT	YDS	TD	LONG	AVG/R	AVG/G
2022	12	7	56	0	33	8.0	4.7
Total	12	7	56	0	33	8.0	4.7



BRANDON CRADDOCK #59

Redshirt Freshman
Linebacker • 5-10 • 225
Phoenix, Ariz. (Sandra Day O'Connor HS)

2022: Did not see any action during the 2022 season.

High School: Played at Sandra Day O'Conner High School in Glendale, Ariz... Had offers from Georgetown, Marist, Morgan State, and Southwest Minnesota State out of high school... On the field, he's regarded as a leader... Had 108 tackles through eight regular-season games and led a run to the state semifinals in 2020... Maintained a 4.0 GPA through his first three years of high school.



TACCARIO DAVIS #23

Sophomore
Cornerback • 6-4 • 195
Gilbert, Ariz. (Milikan HS)

2022: Appeared in five games at defensive back in his first season with Arizona... Made seven total tackles (5 solo, 2 assists) with one pass breakup, and one fumble recovery... Made a season-high three tackles against Arizona State (11/25) helping the Wildcats to a 38-35 win in the Territorial Cup... Recovered the first fumble of his career against Washington State on 11/19... Posted his first pass breakup at UCLA on 11/12.

High School: A three-star prospect out of Milikan High School in Long Beach, Calif... Received offers from Arizona State and Kansas... Finished sophomore campaign with 19 tackles, one interception (a pick six), and a fumble recovery... Appeared on varsity for two seasons and made 45 solo tackles, 29 assists, and 74 total tackles with 4.1 tackles/game... A two-way athlete that played wide out, making 26 receptions for 463 yards... Averaged 17.8 yards per catch with a long of 45 yards and six total touchdowns.

Career Defensive Stats

Season	GP	SOLO	AST	TOT	TFL-YDS	SK-YDS	INT	PD	FF	FR	BLK
2022	5	5	2	7	0-0	0-0	0	1	0	1	0
Total	5	5	2	7	0-0	0-0	0	1	0	1	0



RUSSELL DAVIS II #99

Sophomore
Defensive Line • 6-2 • 220
Richmond, Calif. (Sacred Heart Cathedral Prep)

2022: Appeared in 12 games on defense and special teams during his first season with Arizona... Made 12 total tackles (7 solo, 5 assists) including two tackles for loss (-6 yards)... Made season-high two tackles three times; first at San Diego State on 9/3 (1 solo, 1 assist); second against Washington State (1 solo, 1 assist) on 11/19; third in the 38-35 victory (0 solo, 2 assists) over Arizona State in the Territorial Cup.

High School: A three-star athlete out of Hamilton HS in Chandler, Ariz... An edge rusher with offers from Boston College, Colorado State, Duke, East Carolina, Fresno State, Idaho, Iowa State, Nevada, San Diego State, and Utah State, ... 19th ranked edge rusher in the state of Arizona.

Personal: His father, Russell Sr., was a second-round selection in the 1999 NFL Draft out of North Carolina and spent nine seasons in the league, winning the Super Bowl with the New York Giants in 2007.

Career Defensive Stats

Season	GP	SOLO	AST	TOT	TFL-YDS	SK-YDS	INT	PD	FF	FR	BLK
2022	12	7	5	12	2-6	0-0	0	0	0	0	0
Total	12	7	5	12	2-6	0-0	0	0	0	0	0



JAYDEN DE LAURA #7

Junior
Quarterback • 6-0 • 205
Honolulu, Hawaii (Washington State)

2022: All-Pac-12 Honorable Mention

2022: Davey O'Brien QB Class of 2022 (11/1)

2022: The Manning Award Watch List (10/28)

2022: Pac-12 Offensive Player of the Week (9/6)

2021: Pac-12 Offensive Freshman of the Year

2021: All-Pac-12 Honorable Mention

2021: Rose Bowl Game Pac-12 Player of the Week (10/9)

2022: Started all 12 games at quarterback during his first season with the Arizona Wildcats... Threw for 3,685 yards which are the third most in a single season in program history... Passed for 25 touchdowns marking the sixth-most in program history... Finished third in the Pac-12 in passing yards per game (307.1) and tied for third in passing touchdowns (25)... Completed 62.5 percent of his passes (272-435) marking the seventh-best single-season completion percentage in program history... Helped lead the nation's 6th best passing attack averaging 318.4 yards per game and 20th nationally-ranked total offense (461.9)... 25 touchdown passes and 3,685 passing yards marked career highs... Passed for season-high 484 yards and six touchdowns against Colorado (10/1) ... It marked the most touchdown passes in a single game in the Pac-12 since Washington State's Anthony Gordon threw six against Oregon State in 2019... 484 passing yards are the most allowed by Colorado in school history... Became first Arizona QB with 400-plus passing yards in consecutive games since Matt Scott in 2012... Six touchdown passes tied an Arizona school record, matching Tom Tunnicliffe's six touchdown throws against Pacific on Oct. 23, 1982... Led Arizona to a win over Arizona State in The Territorial Cup for the first time in five seasons... Threw for more than 300 yards in six games and has thrown for more than 300 yards in nine games in collegiate career... Passed for 400-or-more yards three times... 400 yards and four touchdowns at Washington (10/15), 401 yards and two touchdowns at Cal (9/24), and 484 yards and six touchdowns against Colorado (10/1).

Before Arizona: Played two seasons at Washington State from 2020-21...Named the 2021 Pac-12 Offensive Freshman Player of the Year after leading the Cougars to a 7-6 record and a berth in the Sun Bowl; threw for 2,798 yards and 23 touchdowns on 227-for-359 passing...2021 All-Pac-12 Honorable Mention honoree...Threw multiple touchdown passes in eight games and led WSU to their first Apple Cup victory since 2012...Earned Rose Bowl Game Pac-12 Player of the Week honors after win over Oregon State in which he threw for a career-high 399 yards and three scores...As a first-year freshman in 2020 went 78-of-129 passing for 886 yards and five touchdowns in four games...Prepped at powerhouse program St. Louis High School in Honolulu and helped lead program to two state championships...Went 11-0 and won state as a junior to earn second team All-Hawaii recognition...Again went undefeated as a senior, steering team to 12-0 finish and another state championship...High School All-American according to MaxPreps...2019 Hawai'i Gatorade Player of the Year...As a senior in 2019 threw for 3,452 yards and 29 touchdowns on 228-of-319 passing.

Personal: Son of Jacob and Malinda de Laura...Two younger brothers, Jayson and Jayxen...Uncle, Mel de Laura, played wide receiver at Hawai'i.

Career Passing Stats

Season	GP	CMP	ATT	INT	YDS	TD	LONG	%	AVG/P	AVG/G
2020*	4	78	129	5	886	5	49	60.5	6.87	221.5
2021*	12	229	361	9	2796	23	78	63.4	7.75	233
2022	12	272	435	13	3685	25	73	.630	13.5	307.1
Total	28	579	925	26	7367	53	78	62.6	7.96	263.1

*at Washington State



DEVIN DUNN

#29

Redshirt Freshman
Cornerback • 5-10 • 185
Chandler, Ariz. (Chandler HS)

2022: Did not see any action during the 2022 season.

High School: Made 127 total tackles over three seasons with Chandler High School... Recorded 53 solo and 74 assists with 5.5 tackles per game and 8.5 tackles for loss... Posted three sacks during his three seasons in high school... Made one interception and 10 pass deflections with one fumble recovery and four forced fumbles.

Personal: Son of James and Tina... Has one brother named Shaun... His father, James, played defensive back at Arizona State... "I chose Arizona because of the love and dedication that the coaches show towards the game of football. Arizona gave me an opportunity when a lot of other schools didn't. Arizona was the clear school for me and the one that will give me the most opportunities for my future."



NOAH FIFITA

#11

Redshirt Freshman
Quarterback • 5-11 • 194
Huntington Beach, Calif. (Servite HS)

2022: Pac-12 Fall Honor Roll

2022: Made three appearances at quarterback during his first season with Arizona... Completed 9-of-19 pass attempts for 128 yards and one touchdown... Threw only touchdown of season to high school teammate Tetairoa McMillan at Utah on 11/5.

High School: Prepped at Servite High School in California...Teammates with fellow Arizona signees WR Tetairoa McMillan, TE Keyan Burnett, and LB Jacob Manu...Three-star recruit by Rivals and 247Sports...Played in 32 varsity games across four seasons and threw for 7,273 yards and 83 touchdowns on 499-for-796 passing...As a senior in 2021 went 206-for-334 through the air for 2,974 yards and 34 scores...Also added 187 career rushing attempts for 685 yards and 22 touchdowns...Participated in the 2022 Polynesian Bowl...Selected as the CalHi State Sophomore of the Year and State Junior of the Year...Holds Servite HS program records in career passing touchdowns, yards, and completions, season passing touchdowns and completions, and single game passing touchdowns and attempts...Also played golf during prep career.

Personal: Noah Malakai Fifita...Son of Les and Winnona Fifita...One brother, Dash...Chose Arizona because, "The love and loyalty from the coaching staff. They wanted me for me, never doubted me, and kept all of their promises."

Career Passing Stats

Season	GP	CMP	ATT	INT	YDS	TD	LONG	%	AVG/P	AVG/G
2022	3	9	19	0	128	1	51	.470	14.2	42.7
Total	3	9	19	0	128	1	51	.470	14.2	42.7



JORDAN FORBES

#49

Redshirt Freshman
Punter • 6-0 • 225
Mesa, Ariz. (Desert Ridge HS)

2022: Did not see any action during the 2022 season.

High School: A versatile athlete who played wide out and punter at Desert Ridge High School... Made 17 receptions for 139 yards (8.2 ypg) with a long of 26 yards... Averaged 35.5 yards per punt for 1703 yards on 48 punts with 14 inside the 20 during 17 games played.



SAM GRACI-GLAZER

#81

Redshirt Freshman
Wide Receiver • 6-2 • 165
Tampa, Fla. (IMG Academy)

2022: Did not see any action during the 2022 season.

High School: Played defensive back at IMG Academy... Was a member of a 9-1 team that was ranked No. 7 nationally and No. 2 in Florida during his senior season... Also played baseball for two years as a shortstop, center fielder, and pitcher... Ran track and competed in the 100m high jump as well as the long jump, and 4x1... Named offensive MVP and won a national championship in 2020.

Personal: Nickname is 'Bam'... Son of Jay and Michelle... Has four siblings including his brother Joey and sisters Lucy, Amber, and Cherielee... Amber ran track at Arizona, Joey played football at Montana, and Cherielee was a cheerleader for Alabama... "I chose Arizona because I believe in Coach Fisch's process and fully trust it. It is like a real brotherhood around the team."



KEVIN GREEN JR.

#12

Redshirt Freshman
Wide Receiver • 5-11 • 170
Mission Hills, Calif. (Bishop Alemany HS)

2022: Made three appearances during the 2022 season.

High School: Attended Bishop Alemany High School in California...Three-star recruit by Rivals and 247Sports...As a senior, pulled in 53 receptions for 717 yards and four touchdowns.



JT HAND

#55

Redshirt Sophomore
Offensive Line • 6-4 • 310
Orange County, Calif. (Mission Viejo HS)

2022: Appeared in five games during the 2022 season... Did not record a stat.

2021: Played in three games vs. Cal, Washington State and ASU ... and made his first career start vs. Washington State ... Started at left guard vs. WSU ... Also saw extended time vs. Cal.

High School: Joined the Wildcats in Spring of 2021 as one of two early prep enrollees alongside Stevie Rocker Jr.... Decorated prep standout at Mission Viejo High School and received a top-20 position ranking from various recruiting services...2019 Second Team All-County and All-South Coast League selection... Helped guide Mission Viejo to 2019 CIF-SS Division I semifinals with record of 11-1... Part of a senior class at Mission Viejo that included four Division I signees... Follows in the footsteps of his father, Bryan, to Tucson as a legacy as Bryan played offensive line for the Wildcats from 1992 to 1996... Member of head coach Jedd Fisch's first recruiting class at Arizona.



JASON HARRIS #6

Redshirt Sophomore
 Defensive Line • 6-7 • 265
 Gilbert, Ariz. (Highley HS/Colorado)

2022: Made one appearance at Cal (9/24) ... Recorded the first two tackles of his career (1 solo, 1 assist) in his first-career-game at the Golden Bears.

2021: Did not see any action in the 2021 season.

Before Arizona: Spent redshirt 2020 season as a true freshman at Colorado... Comes from Wildcat Family with brother Jalen on football team and as a legacy as his father, Sean, also played at Arizona during Desert Swarm era and mother, Cha-Ron, was member of Arizona's women's basketball program... Four-star prospect coming out of Higley High School... ESPN's No. 84 prospect for the entire 2020 recruiting class... One of the top players in the state of Arizona by all recruiting services... Selected to Under Armour All-American Game... Earned the Curley Gulp Award as a senior, given to the best defensive lineman in the state of Arizona... As a senior when Higley was 8-4, he compiled 54 tackles (33 solo) with 26 tackles for loss, 24 sacks, 15 quarterback hurries, one forced fumble and one fumble recovery... He had at least one sack in 10 games his senior year and five games with three-plus sacks... His junior season Higley went 9-4, he had 32 tackles with 11 for a loss and nine sacks, four quarterback hurries and one pass breakup... Also standout on the basketball court for Higley with career averages of 16.7 points, 7.9 rebounds, 1.6 blocks and 1.5 assists per game... Member of head coach Jedd Fisch's first recruiting class at Arizona.

Personal: His parents are Sean and Cha-Ron Harris ... His dad played football in the NFL for seven seasons with the Chicago Bears and Indianapolis Colts after playing college football at Arizona, where he was a team captain in 1994 ... His mom played basketball at Arizona from 1996-98 ... He has two siblings, brother Jalen and sister Kayla.

Career Defensive Stats

Season	GP	SOLO	AST	TOT	TFL-YDS	SK-YDS	INT	PD	FF	FR	BLK
2022	1	1	1	2	0-0	0-0	0	0	0	0	0
Total	1	1	1	2	0-0	0-0	0	0	0	0	0



JOHN HART #86

Redshirt Freshman
 Tight End • 6-4 • 250
 Peoria, Ariz. (Sunrise Mountain HS)

2022: Did not see any action during the 2022 season.

High School: A dual sport athlete that played basketball, football, and volleyball at Sunrise Mountain High School... Appeared at tight end and defensive end... Made 21 receptions for 215 yards through 33 games played in high school... Averaged 10.2 yards per catch and 6.2 yards per game with a long of 25 yards... Named Team Captain, All District, and All Region... Academic Player of the Year... Earned Honor Roll for all four years...

Personal: Cousin of Taysom Hill with the New Orleans Saints... Chose Arizona because the coaching staff and the environment really made him feel at home.



KAMERON HAWKINS #39

Redshirt Junior
 Long Snapper • 5-11 • 220
 Victorville, Calif. (Orange Lutheran HS)

2022: Made an appearance on special teams against Mississippi State on 9/10... Did not record a stat.

2021: Did not see any action in the 2021 season.

2020: Logged time in one game, preserving redshirt...Made collegiate debut on Nov. 14 versus USC.

High School: Graduated from Orange Lutheran High School in Victorville, California...Lettered two years in football as a long snapper.

Personal: Kameron Patrick Hawkins...Son of Shawn and Rosa Hawkins...Two brothers, Kaden and Konner, and one sister, Brooklynn...Majoring in Pre-Business...Chose Arizona, "Because of their great academic program, but they also have a great athletics program not only to help me become a better athlete, but also to improve skills as a long snapper."



REX HAYNES #27

Redshirt Freshman
 Wide Receiver • 6-4 • 205
 San Diego, Calif. (Cathedral Catholic)

2022: Did not see any action during the 2022 season.

High School: Played football at Cathedral Catholic in San Diego, Calif... Made 39 receptions for 984 yards with 11 touchdowns during his college career... Named Team Captain, All Conference, All City... Won the State Championship during his senior year in 2021... Ran the fastest 4x1 in school history...

Personal: Son of Mike and Gigi... His father Mike played for the Raiders and the Patriots and is in the NFL Hall of Fame.



CHRIS HUNTER #25

Redshirt Freshman
 Wide Receiver • 6-1 • 195
 New Orleans, La. (Isodore Newman)

2022: Did not see any action during the 2022 season.

High School: Appeared at wide receiver and free safety at Isodore Newman High School in New Orleans, La... Made 26 receptions for 420 yards and four touchdowns over three seasons... Averaged 16.2 yards per catch and 24.7 yards per game with a long of 72 yards over 17 games played... On defense, made six total tackles including four solo and two assist.



DALTON JOHNSON #43

Redshirt Sophomore
Safety • 5-11 • 200
Katy, Texas (Katy HS)

2022: Appeared in 11 games primarily on special teams... Made six total tackles with three solo and three assists... Recorded a blocked kick against San Diego State on 9/3... Made a season-high three tackles against Arizona State to help win The Territorial Cup 38-35.

2021: Played in three games as a true freshman and picked up two tackles in the Territorial Cup... Made three total tackles, two solo, one assist.

High School: Was named to the 2020 Texas MaxPreps All-State Second Team and was a member of the 2020 Texas 19-6A Division 2 State Champion Team ... Was named First Team All Greater Houston in 2020 ... Two-time team captain ... Recipient of the 2020 John Culpepper Memorial Award ... Was named the 2020 Padilla Poll 6A-D2 Defensive Player of the Year ... Was on the 2020 Academic All-District team.

Personal: The son of Dedrick and Mandy Johnson ... Has two brothers, Daylin and Dane ... His father played one season at Howard Payne University and his brother Daylin plays safety for the Southern Shreveport Jaguars.

Career Defensive Stats

Season	GP	SOLO	AST	TOT	TFL-YDS	SK-YDS	INT	PD	FF	FR	BLK
2021	3	2	1	3	0-0	0-0	0	0	0	0	0
2022	11	3	3	6	0-0	0-0	0	0	0	0	1
Total	14	5	4	9	0-0	0-0	0	0	0	0	1



ISAIAH JOHNSON #91

Redshirt Freshman
Defensive Lineman • 6-1 • 305
Camden, N.J. (Chandler HS)

2022: Did not see any action during the 2022 season.

High School: Played defensive tackle at Chandler High School in Chandler, Ariz... Made 114 total tackles including 38 solo and 76 assist... Averaged 6.3 tackles per game and recorded 27.5 tackles for loss... Received offers from Colorado, Idaho, and Utah State... Left high school as a three-star prospect per 247Sports.com... No. 23 defensive lineman in the state of Arizona.



AJ JONES #16

Redshirt Freshman
Wide Receiver • 6-4 • 210
Ontario, Calif. (Colony HS)

2022: Pac-12 Fall Honor Roll

2022: Appeared in two games during 2022 season, did not record a stat.

High School: Attended Colony High School in Ontario, California...Three-star recruit by Rivals and 247Sports...Pulled in 19 receptions for 521 yards and four touchdowns to help Colony HS to an 8-7 record and a playoff appearance as a senior.



JACOB KONGAIKA #93

Sophomore
Defensive Lineman • 6-2 • 300
Rowland Heights, Calif. (Mater Dei HS)

2022: Appeared in nine games on the defensive line in his first season with Arizona... Made eight total tackles including 0.5 tackles for loss... Posted three solo tackles and five assists... Made a season-high four tackles at Utah on 11/5... Made three tackles (3 assists) in the 38-35 win over Arizona State to earn the Territorial Cup.

High School: Played defensive line at Mater Dei HS... A three-star prospect, per 247Sports.com, that had offers from Colorado State, UCLA, Utah State, and California... Named captain during his senior season... Made 38 total tackles including 24 solo and 14 assist... Averaged 2.2 tackles per game... Posted 9.5 tackles for loss over 17 games played including a career-high 10 games during his senior season in 2021... Made 1.0 sack and 3 hurries... Named defensive lineman of the year.

Personal: Son of James and Folau... One of four children including Leoni, Lolie, and Josephine... Chose Arizona because it felt like home.

Career Defensive Stats

Season	GP	SOLO	AST	TOT	TFL-YDS	SK-YDS	INT	PD	FF	FR	BLK
2022	9	3	5	8	0.5-0	0-0	0	0	0	0	0
Total	9	3	5	8	0.5-0	0-0	0	0	0	0	0



STERLING LANE II #8

Sophomore
Linebacker • 6-3 • 225
St. Louis, Mo. (Oaks Christian HS)

2022: Appeared in five games on the defensive line for Arizona... Made eight tackles (4 solo, 4 assist) with 0.5 tackles for loss... Recorded a season-high five tackles at Utah (11/5)... Made two tackles at UCLA (11/12)... Posted his first-career tackle at San Diego State on 9/3.

High School: Played defensive end and tight end at Oaks Christian High School... Made 116 total tackles for an average of 6.8 per game... Recorded 31.0 tackles for loss over 17 games played through two seasons... A four-star linebacker, per 247sports.com, who was ranked No. 27 overall and No. 31 among linebackers... Chose Arizona over Colorado, Oregon State, Arizona State, and Arkansas.

Career Defensive Stats

Season	GP	SOLO	AST	TOT	TFL-YDS	SK-YDS	INT	PD	FF	FR	BLK
2022	5	4	4	8	0.5-1	0-0	0	0	0	0	0
Total	5	4	4	8	0.5-1	0-0	0	0	0	0	0



SAM LANGI #58

Redshirt Senior
Offensive Line • 6-5 • 320
San Francisco, Calif. (El Camino HS)

2022: Appeared in 11 games, making three starts on the offensive line... Helped make time for the Wildcats ninth nationally-ranked passing offense and 22nd-nationally ranked total offense to average 30.8 points per game.

2021: Played in two games vs. Oregon and USC.

2020: Did not make an appearance.

Before Arizona: Attended the College of San Mateo from 2018-19...Two-time conference champion with San Mateo...Started all 11 games at right tackle as a freshman in 2018 as Bulldogs advanced for Nor Cal final four...Moved to right guard in 2019 and saw time in all 13 games while earning All-America honors... Helped lead team to 12-1 record in 2019...Prepped at El Camino High School in South San Francisco and graduated in 2018...Lettered four times and spent time on offensive line and at fullback.

Personal: Sam Cecil-Volante Langi...Son of Sam Langi Sr. and Lolina Uikilifi...Two younger brothers, Ian and Ethan, and two older sisters, Lucia and Diane...Majoring in Psychology.



TYLER LOOP

#33

Junior
Kicker • 6-1 • 190
Lucas, Texas (Lovejoy HS)

2022: Appeared in all 12 games as the teams primary kicker, handling kickoff duties as well... Made 18 of 21 attempts with a career-long of 48 yards for a percentage of 85.71... Made 38 of 38 extra points... Booted his long of 48 yards at Washington on 10/15... Made nine straight field goals to end the season, going 3-for-3 against USC on 10/29, 1-for-1 at Utah on 11/5, 2-for-2 at UCLA on 11/12, 2-for-2 vs. Washington State on 11/19, and 1-for-1 in the Territorial Cup victory over Arizona State on 11/25... Booted 45 touchbacks on kickoff marking a career high... 30-for-33 on field goals in career.

2021: Played in eight games ... Finished the season as Arizona's PAT and short kick specialist ... Made all 12 of his attempts with a long of 42 ... Became the first player in Arizona history to make their first 10 career kicks ... Made all 12 of his point after attempts ... Led the team in scoring with 48 points.

2020: Played in all five games as the Wildcats primary punter...Totaled 24 punts on the year and averaged 43.0 yards per punt with a long of 64...Downed eight punts inside the opponents 20 yard line...Boomed eight kicks 50+ yards...Only notched two touchbacks...Long punt of 64 yards came in the Territorial Cup on Dec. 11, one of three punts in the game...Career-high seven punts came on Dec. 5 versus Colorado...Forced three fair catches in both the Nov. 21 game at Washington and the next week, Nov. 28 at UCLA...Best performance of the year came Dec. 5 versus Colorado, booming three punts of 50+ yards and averaging 47.14 yards per punt.

High School: Graduated from Lovejoy High School in Lucas, Texas in May 2020... Lettered three years in football as a kicker/punter, two years in soccer (forward), and one year in track and field (high jump, 100-meter, 200-meter)...Finished high school ranked as the No. 8 kicker in the country by Kohl's Kicking...Competed in 2019 Texas Showcase and won both the field goal and kickoff portions of the event...Named to 2019 Whataburger Super Team.

Personal: Steven Tyler Loop...Son of Steve and Linda Loop...One brother, Andrew, and one sister, Sarah...Majoring in Pre-Business...Chose Arizona because, "I saw the best opportunity for myself to develop into the best kicker I can be and compete early in my career."

Career Punting Stats

Season	GP	ATT	YDS	LONG	AVG	TB	FC	I-20	50+	BLK
2020	5	24	1033	64	43.0	2	6	8	6	0
2021	8	0	0	0	0.0	0	0	0	0	0
2022	12	0	0	0	0.0	0	0	0	0	0
Total	25	24	1033	64	43.0	2	6	8	6	0

Career Kicking Stats

Season	GP	MADE	ATT	LONG	PCT	BLK
2020	5	0	0	0	.000	0
2021	8	12	12	42	100.0	0
2022	12	18	21	48	85.71	0
Total	25	30	33	48	90.91	0



RAYSHON LUKE

#21

Sophomore
Running Back • 5-9 • 175
South Central, Calif. (St. John Bosco)

2022: Appeared in seven games at running back during his first season with Arizona... Rushed for 105 yards on 15 attempts with a long of 28 yards... Averaged 7.0 yards per rush and 15.0 yards per game... Gained a season-high 42 yards on three carries at Utah (11/5)... Rushed for 32 yards on two carries against North Dakota State (9/17)... Made one reception for one yard.

High School: Prepped at St. John Bosco and was a four-star recruit per 247Sports.com... Had offers from San Jose State, Arizona State, Boston College, and Duke... Named to the All-American Bowl roster... Also participated in track and ran a sub-11.00 100-meter time as a freshman, including a PR of 10.55 at the CIF State Track and Field Championships in May 2019... Committed and signed with the Wildcats on Jan. 8, 2022... No. 14 athlete and No. 18 running back in California... Rushed for 2,010 yards on 201 carries with 24 total touchdowns... Posted a career-high 944 yards rushing on 76 carries with 10 touchdowns during senior season... Averaged 12.4 yards per carry during his final season with St. John Bosco... Named Team Captain, MVP, All-Conference, All-State, and All-American...

Personal: Nicknamed 'Speedy'... Son of Raymond and Nicole... Chose Arizona because, "I felt the brotherhood and the rebuilding because we are underdogs."

Career Rushing Stats

Season	GP	ATT	YDS	TD	LONG	AVG/ATT	AVG/G
2022	7	15	105	0	28	7.0	15.0
Total	7	15	105	0	28	7.0	15.0

Career Receiving Stats

Season	GP	REC	YDS	TD	LONG	REC/G	AVG/REC	AVG/G
2022	7	1	1	0	1	0.1	1.0	0.1
Total	7	1	1	0	1	0.1	1.0	0.1



SETH MacKELLAR

#64

Senior
Long Snapper • 6-0 • 230
San Juan Capistrano, Calif. (J Serra Catholic)

2022: College Sports Communicators Academic All District
2022: Pac-12 Fall Honor Roll

2022: Appeared in all 12 games as long snapper for the Wildcats... Made one tackle at Utah on 11/5.

2021: Played in all 12 games as the team's primary long snapper.

2020: Played in all five games as the Wildcats primary long snapper...Logged one special teams tackle on Nov. 28 at UCLA.

2019: Appeared in 11 games as the team's primary long snapper...Handled snaps on field goals, extra points and puns...Picked up one tackle versus UCLA (Sept. 28) on special teams coverage.

High School: Lettered four years at long snapper for JSerra Catholic High School in San Juan Capistrano, Calif...Named to 2019 Under Armour All-American team.

Personal: Son of Michael MacKellar and Maria Looney...Has one brother, Wyatt... Majoring in Pre-Business.



LEIF MAGNUSON #65

Redshirt Sophomore
Offensive Line • 6-5 • 315
Saskatoon, Saskatchewan (Bethlehem Catholic HS)

2022: Pac-12 Fall Honor Roll


2022: Did not see any action during the 2022 season.

2021: Played in the final four games of the season vs. Cal, Utah, Washington State and ASU as a reserve offensive lineman and was a member of the field goal unit.

2020: Did not make an appearance.

High School: Prepped at Bethlehem Catholic High School in Saskatoon, Canada... During high school career spent time playing running back, quarterback, linebacker, defensive line, tight end, and offensive line...Also lettered in track and field, where he competed in discus, shot put, and javelin...Owns high school program record in shot put and discus and is two-time city and provincial champion in both events.

Personal: Leif Walter-Quinn Magnuson...Son of Quinn and Kirsten Magnuson... One sister, Annika...Father, Quinn, played college football at Washington State and professionally in the Canadian Football League with the Winnipeg Blue Bombers, Saskatchewan Roughriders, Ottawa Rough Riders, and Montreal Alouettes...Great uncle, Keith, played professional hockey with the NHL's Chicago Blackhawks and logged 589 career games...Majoring in Sociology.



GUNNER MALDONADO #9

Junior
Safety • 6-0 • 195
Chandler, Ariz. (Chandler HS/Northwestern)

2022: Appeared in 11 games with nine starts at safety... Made a career-high 48 tackles (26 solo, 22 assists) with two tackles for loss... Posted one pass breakup and three forced fumbles... Recorded season-high nine tackles on two different occasions; first on 11/5 at Utah; second on 11/19 against Washington State.

2021: Played in 10 games with six starts at safety...Tallied a career-high 36 total tackles and added one interception, two pass breakups, and one forced fumble...Opened the year with a career-best seven-tackle performance against BYU...Picked up PBUs against BYU and Northern Arizona...Notched first career interception against UCLA.

Before Arizona: Spent 2020 season as a member of the Northwestern Wildcats alongside fellow Arizona commit Drake Anderson... Appeared in three games for Northwestern as a true freshman... Recorded first career tackle in NU's 43-3 win over Maryland (10-24-2020)... Like Drake Anderson, *also played prep football* at Chandler High... Earned All-State and All-Region Honors as a senior with 43 tackles and seven interceptions... Part of the Wolves' run of four consecutive state titles... Team captain at Chandler in 2019... Graduated as one of the top players in the state in his recruiting class... Member of head coach Jedd Fisch's first recruiting class at Arizona.

Career Defensive Stats

Season	GP	SOLO	AST	TOT	TFL-YDS	SK-YDS	INT	PD	FF	FR	BLK
2021	10	24	12	36	0.5-1	0-0	1	2	1	0	0
2022	11	26	22	48	2-3	0-0	0	1	3	0	0
Total	21	49	34	83	2.5-4	0-0	1	4	4	0	0



JACOB MANU #5

Sophomore
Linebacker • 5-11 • 225
Santa Ana, Calif. (Servite HS)

2022: Pac-12 Freshman of the Week (11/14)

2022: Appeared in all 12 games with seven starts at linebacker during his first season with the Wildcats... Posted season-high 10 tackles (7 solo, 3 assists) at Washington on 10/15... Recorded 10 tackles for the second time in the season at UCLA on 11/12 (5 solo, 5 assist)... Made 54 total tackles to lead all true freshman in that category... Posted 27 solo tackles and 27 assists... Recorded 1.0 sack for a loss of three yards... Hurried the quarterback two times and recorded two pass breakups... Made seven tackles (3 solo, 4 assists) to help the Wildcats claim the Territorial Cup with a 38-35 win over Arizona State (11/25)... Notched the first sack of his career in the Territorial Cup win.

High School: Appeared as a linebacker and running back with Servite High School... Made 179 total tackles (68 solo, 111 assist) over 30 games played for 6.0 tackles per game and 10.0 tackles for loss... Recorded 3.0 sacks for a loss of 12 yards... A three-star prospect per 247Sports.com... Received offers from Dartmouth and Pennsylvania... Named to 2021 Polynesian Bowl roster... Committed to Arizona on Oct. 10, 2021 and signed on Dec. 15, 2021.

Personal: Son of Lesinali and Jennifer... One of four children including brother Setaleki, and sisters Kalena and Kayla... "I chose Arizona because I felt like we are building something special. I felt at home here and I feel like we can turn this program around."

Career Defensive Stats

Season	GP	SOLO	AST	TOT	TFL-YDS	SK-YDS	INT	PD	FF	FR	BLK
2022	12	27	27	54	4-9	1-3	0	2	0	0	0
Total	12	27	27	54	4-9	1-3	0	2	0	0	0



TANNER MCLACHLAN #84

Redshirt Senior
Tight End • 6-5 • 245
Lethbridge, Alberta, Canada (Southern Utah)

2022: Appeared in all 12 games, making seven starts at tight end... Made 34 receptions for 456 yards and two touchdowns... 34 receptions marked the most in a single season for an Arizona tight end since Rob Gronkowski caught 47 during the 2008 season... 456 receiving yards by a tight end marked the fifth-most in a single-season in program history... Caught a season-high six passes for a season-high 88 yards at California (9/24)... Caught a pass in all 12 games played... Made a long reception of 30 yards against Mississippi State (9/10)... Caught the first touchdown pass of his career at Arizona on 10/1 against Colorado... Made his second touchdown grab of the season at Washington on 10/15... Finished with 67 yards on four catches at Washington... Reeled in one catch for 25 yards in the 38-35 win over Arizona State to earn the Territorial Cup.

Before Arizona: At Southern Utah Did not see action in fall of 2021... In Spring of 2021, appeared in five games for Southern Utah... Caught 12 passes for 120 yards... Scored touchdowns against Northern Arizona and Idaho... Season-high 53 yards against Idaho State... During redshirt freshman season in 2019, appeared in three games for Southern Utah... Caught three passes for 48 yards... Averaged 16 yards per catch... Took a redshirt in 2018 after appearing in three games for SUU as a freshman... At Lethbridge Collegiate Institute All-Canadian award as a wide receiver... Part of the top team in 3A All-State... Gained over 1,000 all-purpose yards in his senior high school season.

Career Receiving Stats

Season	GP	REC	YDS	TD	LONG	REC/G	AVG/REC	AVG/G
2019	3	3	48	0	29	1.0	16.0	16.0
2020-21	5	12	120	2	20	2.4	10.0	24.0
2022	12	34	456	2	30	2.8	13.4	38.0
Total	19	49	624	4	30	2.6	12.7	32.8



TETAIROA MCMILLAN #4

Sophomore
Wide Receiver • 6-5 • 210
Anaheim, Calif. (Servite HS)

2022: Pac-12 Freshman of the Week (11/14)

2022: Appeared in all 12 games, making eight starts during his first season with the Arizona Wildcats... Led all True Freshman nationally with 702 yards on 39 receptions and eight touchdowns... The eight touchdowns tied for first in the Pac-12... Crossed the 100-yard threshold once at Washington (10/15) with 132 yards and two touchdowns on seven receptions... Made five catches for 90 yards and one touchdown against Colorado (10/1) ... Caught a touchdown in seven of 12 games played... Second nationally among True Freshman in yards per game (58.5)... Set an Arizona record for most receiving yards (702) by a True Freshman, surpassing Nate Phillips' 696 receiving yards in 2013.

High School: Prepped at Servite High School in California... Highest ranked recruit in Arizona program history; Rivals five-star, 247Sports high four-star... No. 4 nationally ranked wide receiver in his class according to 247Sports; No. 36 overall recruit nationally... Teammates with fellow Arizona signees QB Noah Fifita, TE Keyan Burnett, and LB Jacob Manu... 2022 California State Player of the Year... Participated in the 2022 Polynesian Bowl... 2021 Polynesian High School Football Player of the Year... 2021 Gatorade National Football Player of the Year finalist... Participated in the 2022 All-American Bowl... Across three varsity seasons pulled in 179 receptions for 2,640 yards and 34 touchdowns... As a senior in 2021 went for 1,302 yards and 18 scores on 88 catches... Also played basketball and volleyball at Servite HS.

Career Receiving Stats

Season	GP	REC	YDS	TD	LONG	REC/G	AVG/REC	AVG/G
2022	12	39	702	8	47	3.3	18.0	58.5
Total	12	39	702	8	47	3.3	18.0	58.5



JEREMY MERCIER #44

Redshirt Senior
Linebacker • 6-3 • 245
Chandler, Ariz. (Utah)

2022: Appeared in 11 games on defense and special teams... Made six total tackles (3 solo, 3 assists) including one tackle for loss (-4 yards)... Posted one pass breakup... Recorded season-high two tackles on two different occasions; 1st at UCLA on 11/12; 2nd against Arizona State... Helped the Wildcats defeat Arizona State 38-35 in the Territorial Cup.

Before Arizona: Appeared in three games over two seasons on special teams at Utah from 2020-21... Spent two seasons at Mesa Community College before transferring to Gila River CC... Hohokam Junior College Athletic Conference Co-Defensive Player of the Year at Gila River CC... Saw action in eight games with 23 tackles in 2018 at Mesa CC... Played football at Basha HS in Chandler, Ariz... Honorable mention all-region as a senior... 51 total tackles and nine passes defended in 2016.

Personal: Son of Jason and Trish... has two siblings... sociology major.

Career Defensive Stats

Season	GP	SOLO	AST	TOT	TFL-YDS	SK-YDS	INT	PD	FF	FR	BLK
2022	11	3	3	6	1-4	0-0	0	1	0	0	0
Total	11	3	3	6	1-4	0-0	0	1	0	0	0



ROBERTO MIRANDA #85

Redshirt Sophomore
Tight End • 6-3 • 250
Berlin, Germany (Schul-end Leistungssportzentrum)

**2022: College Sports Communicators Academic All District
2022: Pac-12 Fall Honor Roll**

2022: Appeared in 10 games, primarily on special teams during his third season with Arizona... Did not record a stat as a member of the kick return team.

2021: Did not see any action in the 2021 season.

2020: Did not make an appearance.

High School: Attended Schul-und Leistungssportzentrum Berlin in Germany... Also competed in track and field, running the 200- and 400-meter.

Personal: Roberto Atlas De Amorim Miranda... Son of Salvador and Maria Miranda... One younger sister... Majoring in Pre-Elementary Education... Chose Arizona because, "Tucson has great weather, the team has a great offensive system, the coaches are very good, and the campus is beautiful."



WENDELL MOE #72

Redshirt Freshman
Offensive Lineman • 6-2 • 340
Long Beach, Calif. (Long Beach Poly)

2022: Appeared in four games, making three starts on the offensive line in his first season with Arizona... Helped make time for the Wildcats sixth-ranked passing offense and 21st ranked total offense, averaging 30.8 points per game... Was one of two offensive lineman (Savaiinaea) to start on the offensive line... Made starts against Utah (Nov. 5), UCLA (Nov. 12), and Washington State (Nov. 19).

High School: Attended Long Beach Poly High School... Played four years on offensive line and defensive line... Named team captain, team MVP, all-conference, all-city, all-district, all-region, and all-state... Rated a three-star prospect by 247 Sports.

Personal: Son of Wendell and June... Has five siblings including three brothers and two sisters... "I chose Arizona because it felt like a good fit and I also like the coaches."



JORDAN MORGAN

#77

Senior
Offensive Line • 6-5 • 325
Marana, Ariz. (Marana HS)

2023: Outland Trophy Preseason Watch List (8/1)
2023: Preseason All-Pac-12 Second-Team
2022: AP First-Team All-Pac-12
2022: All-Pac-12 Honorable Mention

2022: Started 10 games in his fourth season with the Wildcats... Posted a 82.0 pass-blocking rating which was 33rd in the nation per Pro Football Focus... Ranked 21st in the nation in offensive blocking with a rating of 83.1... 36th nationally in run-blocking with a rating of 78.6... Allowed one sack in 670 total snaps including 443 passing snaps... Posted a 97.8% efficiency rating... Helped make time for the Wildcats sixth-ranked passing offense and 21st ranked total offense, averaging 30.8 points per game... Provided time for QB Jayden de Laura to pass for 400-plus yards in two games; first 401 yards at Cal (9/24); second 400 yards at Washington (10/15).

2021: Played and started in the final 11 games of the season ... Missed the season opener due to injury but was the full-time starter at left tackle the rest of the season.

2020: Started Arizona's first two games of the season at left tackle before missing the final three games of the COVID-19 shortened season due to an injury... Helped pave the way for big rushing games by Wildcat backs that included 158 yards against USC (11-14-2020).

2019: Appeared in six games on the offensive line with two starts at left tackle as a true freshman... Appeared in the first three games of the season, Hawai'i (Aug. 24), Northern Arizona (Sept. 7) and Texas Tech (Sept. 14) in a reserve role and on special teams... Appeared again in a reserve role against Oregon State (Nov. 2)... Made his first collegiate start at left tackle at Oregon (Nov. 16)... Started again in season finale at ASU (Nov. 30).

High School: Earned varsity letters at Marana High School in Marana, Ariz., under head coach Louis Ramirez... Helped team to state playoffs in three consecutive seasons (20016-18)... Earned an All-State honor... Also saw action along defensive line, totaling 30 tackles... Also competed as a shot put thrower in track and field.

Personal: Son of John and Anna Morgan... Has one sister, Victoria, and one brother, John... Member of high school honor roll... Majoring in Criminal Justice Studies.



KYLE OSTENDORP

#19

Senior
Punter • 6-2 • 215
Phoenix, Ariz. (Desert Vista HS)

2023: Ray Guy Award Watch List (8/2)
2023: Preseason All-Pac-12 Honorable Mention
2022: Pac-12 Fall Honor Roll
2022: CSC First-Team Academic All-American (12/20)
2022: College Sports Communicators Academic All District (11/22)
2022: Ray Guy Award Watch List
2021 All-Pac-12 First Team
2021 AP All-Pac-12 First Team

2022: Started all 12 games at punter... Averaged 45.5 yards per punt with three touchbacks, four fair catches, 10 inside the 20, and nine of 50-plus yards... Booted a long of 64 yards against Mississippi State (9/10) in a game where he kicked three punts of 50-plus yards... Booted a 60-yard punt at California (9/24) and one inside the 20 yard line.

2021: Was Arizona's primary punter for all 12 games ... Became Arizona's first punter to be named first-team All-Pac-12 since Keenyn Crier (2007) ... Was also named first team All-Pac-12 by the Associated Press ... Set an Arizona record and led the Pac-12 averaging 49.2 yards per punt ... Had a Pac-12 best 28 punts that traveled 50+ yards and downed 17 inside the 20 ... His longest punt of 71 yards back against San Diego State was the longest since Crier's 83-yard punt back in 2007 ... Had five games where he averaged more than 50 yards per punt, including the Washington game where he punted the ball five times for an average of 56.2 yards per kick ... Downed a punt inside the 1-yard line vs. BYU in the season opener that led to a safety.

2020: Did not see any action.

2019: Appeared in six games at punter in his true freshman campaign... Punted 21 times with an average of 39.7 yards per punt... Saw his first collegiate action against Northern Arizona (Sept. 7) with two punts for 76 yards, including a long of 42... Punted four times with an average of 46.2 at Stanford (Oct. 26)... Booted two kicks longer than 50 yards against the Cardinal and landed one inside the 20-yard line... Punted two times with an average of 47.5 yards against Oregon State (Nov. 2) with his longest punt going for 51 yards and landing inside the 20... Punted eight times with an average of 34.2 against Oregon (Nov. 16)... Had his season long punt of 53 yards against Utah (Nov. 23) with two kicks going for 50 or more yards... Punted twice in the season finale against ASU (Nov. 30).

High School: Earned varsity letters at Desert Vista High School under head coach Dan Hinds... As a senior, punted 38 times for 1,621 yards (42.7 average) with a long of 62 yards... As a junior, punted 33 times for 1,364 yards (41.3 avg.) with a long of 60 yards... Landed 35 of his 71 career punts inside the 20-yard line... Only allowed six total punt return yards in 2017... Kicked off 11 times in 2018, averaging 61 yards per kick with five touchbacks... Only allowed six return yards all season... Two-time All-City Selection in Tempe... All-Region.

Personal: Son of Jill and Christoph... Has one brother, Jared... Two-time Scholar-Athlete of the Year at Desert Vista... Weighted high school GPA of 4.65... Majoring in Aerospace Engineering.

Career Punting Stats

Season	GP	ATT	YDS	LONG	AVG	TB	FC	I-20	50+	BLK
2019	6	21	833	53	39.7	2	5	4	5	0
2021	12	58	2860	71	49.3	11	10	17	29	0
2022	12	34	1546	64	45.5	3	4	10	9	0
Total	30	113	5231	71	46.3	16	19	31	42	0



ANTHONY PATT #76

Redshirt Sophomore
Offensive Line • 6-5 • 300
San Marcos, Calif. (San Marcos HS)

2022: Did not see any action during the 2022 season.

2021: Did not make an appearance.

2020: Did not make an appearance.

High School: Prepped at San Marcos High School in California...Played along the offensive line for the first time as a senior...Prior to moving to O-line, spent time at quarterback, tight end, linebacker, defensive line, fullback, and wide receiver... Excelled in the classroom, earning All-Academic Team honors from the San Diego Tribune.

Personal: Anthony Thomas Patt...Son of Michael and Jody Patt...Two younger sisters, Kristen and Lauren...Undecided on major...Chose Arizona because, "They have a great coaching staff and great people all around their program. I am a very relationship/goal-oriented person and since the first contact I had with coach DeVan he has been all about building a family and getting this football team to be the best in the Pac-12."



TYLER POWELL #87

Redshirt Freshman
Tight End • 6-7 • 245
Phoenix, Ariz. (Brophy Prep)

2022: Did not see any action during the 2022 season.

High School: A dual sport athlete that played baseball and football at Brophy Prep in Phoenix... Played tight end for the football team and made 34 receptions for 256 yards for an average of 15.1 yards per game and 7.5 per catch with one touchdown.



EPHESIANS PRYSOCK #7

Sophomore
Cornerback • 6-4 • 190
Canyon Country, Calif. (Bishop Alemany HS)

2022: Appeared in 10 games making three starts at cornerback during his first season with Arizona... Made 16 total tackles with 13 solo and three assists... Posted a season high six tackles (all solo) at UCLA (11/12).

High School: Prepped at Bishop Alemany High School in California...Four-star recruit by both Rivals and 247Sports...As a senior on defense tallied 31 tackles, two TFL, and nine passes defended...Also contributed at wide receiver on offense, going to 36 catches, 535 yards, and five touchdowns in senior season.

Career Defensive Stats

Season	GP	SOLO	AST	TOT	TFL-YDS	SK-YDS	INT	PD	FF	FR	BLK
2022	10	13	3	16	0-0	0-0	0	0	0	0	0
Total	10	13	3	16	0-0	0-0	0	0	0	0	0



JACOB REECE #54

Redshirt Freshman
Offensive Lineman • 6-5 • 300
Salt Lake City, Utah (Brighton HS)

2022: Did not see any action during the 2022 season.

High School: Appeared in two games on the offensive line at Brighton High School in Salt Lake City, Utah... A dual sport athlete that also played basketball... A member of a football team that went 8-3 overall during his senior season.



JEFFREY ROBINSON #39


Redshirt Sophomore
Cornerback • 5-9 • 185
Shakopee, Minn. (Academy of Holy Angels)

2022: Did not see any action during the 2022 season.

2021: Did not see any action in the 2021 season.

High School: Won a state championship at Academy of Holy Angels in the 6A open division ... Was a member of the academic honor roll ... Was a two-time captain on the lacrosse team.

Personal: The son of Jeff and Cassandra ... Has two sisters, Jalia and Jazzy ... His sister Jalia runs track at St. Louis.



STEVIE ROCKER JR. #23

Redshirt Sophomore
Running Back • 6-0 • 215
Tucson, Ariz. (Canyon Del Oro)

2022: Appeared in one game on special teams during the 2022 season, did not record a stat.

2021: Played in 11 games and started the Cal game ... Had 31 carries for 153 yards for an average of 4.9 yards per carry as a true freshman ... Caught seven passes for 59 yards ... Had eight carries for 87 yards vs. Washington, which included a 52-yard run ... Had 24 rushing yards vs. Cal and 22 vs. Utah ... Caught two passes for 27 yards vs. UCLA.

High School: Joins the Wildcats in Spring of 2021 as one of two early prep enrollees alongside JT Hand... Arrives at Arizona has hometown signee from Tucson's Canyon Del Oro High School... Rated as a top-20 prospect in state of Arizona... Earned All District and All Region honors during prep career... Final two prep seasons at CDO were impacted by injuries and COVID-19 pandemic... Erupted on scene as a sophomore in 2018 amassing 1,163 yards rushing and a dozen touchdowns... Was first commitment of Arizona's 2021 class... Adds to Wildcats' Canyon Del Oro running back legacy, following in footsteps of record-breaking alum Ka'Deem Carey... Member of head coach Jedd Fisch's first recruiting class at Arizona.

Career Rushing Stats

Season	GP	ATT	YDS	TD	LONG	AVG/ATT	AVG/G
2021	11	31	153	7	87	4.94	13.9
2022	1	0	0	0	0	0.0	0.0
Total	12	31	153	0	52	4.9	12.8



JONAH SAVAIINAEA #71

Sophomore
Offensive Lineman • 6-5 • 330
Honolulu, Hawaii (St. Louis HS)

2023: Outland Trophy Preseason Watch List (8/1)

2023: Preseason All-Pac-12 Honorable Mention

2022: FWA All-American (1/12/23)

2022: All-Pac-12 Honorable Mention (12/6)

2022: PFF All First-Team True Freshman (11/29)

2022: 247Sports True Freshman Player of the Year Preseason Watch List (8/18)

2022: Started all 12 games during his first season with the Wildcats... Helped make time for the Wildcats sixth-ranked passing offense and 21st ranked total offense, averaging 30.8 points per game... Second-highest PFF grade (63.4) among offensive lineman... Pass blocking grade of 76.0 and run blocking grade of 55.3... Second highest blocking efficiency among offensive lineman (98.4).

High School: Attended St. Louis High School in Honolulu...Three-star recruit by Rivals and 247Sports...Ranked by 247Sports as the No. 3 recruit in his class from Hawai'i...Participated in the 2022 Polynesian Bowl...Member of the Honor Roll... Earned all-state recognition as a senior.

Personal: Jonah M. Savaiinaea...Son of Joe and Annette Savaiinaea...Two brothers, Julian and Jireh...One sister, Yvette...Chose Arizona because, "I want to flip this program around. I chose Arizona because I want to learn from the top offensive line coaches in the country. Lastly, I chose Arizona because coach Owens and his staff will change me into the best version of myself."



TIAOALII SAVEA #98

Junior
Defensive Lineman • 6-4 • 305
Las Vegas, Nev. (UCLA)

2022: Appeared in seven games during his first season with the Wildcats after transferring from UCLA... Made 14 total tackles (8 solo, 6 assist), including 1.5 tackles for loss, one pass breakup, one fumble recovery, and one blocked kick... The blocked field goal attempt helped Arizona upset No. 9 UCLA 34-28 at The Rose Bowl on 11/12... Made season-high three tackles in the game at UCLA.

Before Arizona: Logged one season at UCLA in 2021...Saw time in 10 games along the defensive line...Finished the year with seven tackles after logging multiple stops in each of his last three appearances...Prepped at Desert Pines High School in Las Vegas...Helped lead team to 11-1 record and the NIAA Class 4A state championship game in 2019...First team Nevada All-State in 2019...Selected to compete in 2021 Under Armour All-America Game...Earned spot in the 2021 Polynesian Bowl...Four-star recruit after finishing prep career according to ESPN and Rivals.

Personal: Tiaoalii Alex Savea...Son of Tiaoalii Savea.

Career Defensive Stats

Season	GP	SOLO	AST	TOT	TFL-YDS	SK-YDS	INT	PD	FF	FR	BLK
2022	7	8	6	14	1.5-1	0-0	0	1	0	1	1
Total	7	8	6	14	1.5-1	0-0	0	1	0	1	1



JAX STAM #30

Redshirt Freshman
Safety • 5-11 • 225
Peoria, Ariz. (Liberty)

2022: Did not see any action during the 2022 season.

High School: A dual sport athlete that competed in football and track and field at Liberty High School in Peoria... Made 371 total tackles including 161 solo tackles and 210 assist... Averaged 7.7 tackles per game, and recorded 17.5 tackles for loss... Appeared in 48 games over four seasons on varsity... Made 6.0 sacks for a loss of 23 yards... Recorded six interceptions for 93 yards, an average of 15.5 yards per INT... Recovered four fumbles and returned for 17 yards... Named Mike Haynes DB of the year... Tied the school record for tackles.

Personal: Son of Jason and Stephanie... Has two brothers, Keaton and Ren... His father, Jason, played college football... Chose Arizona because, "My aunt is an alum and I have grown up in a Wildcat family my whole life."



GRAYSON STOVALL #78

Redshirt Freshman
Offensive Lineman • 6-3 • 310
Chandler, Ariz. (Hamilton HS)

2022: Pac-12 Fall Honor Roll

2022: Did not see any action during the 2022 season.

High School: Prepped at Hamilton High School in Chandler...Three-star recruit by Rivals and 247Sports...Logged 46 pancake blocks as a senior...Four-time all-conference and three-time all-state honoree...Helped lead team to 11-1 record and state open division semifinals as a senior...Excelled in the classroom, earning Academic All-State honors twice and posting High Honor Roll distinctions all four years...Also competed in rugby, wrestling, and was a thrower on the track and field team.

Personal: Grayson Walker Stovall...Son of Kevin and Nancy Adams Stovall...One sister, Hanna...Mother competed in rowing at Tennessee...Chose Arizona because, "From the very beginning Arizona has felt like home. Coach Fisch repeatedly talks about how it's a family here, most colleges can say that but actions speak louder than words and Coach Fisch meant that. Every single person in this program is here for a collective goal, and that brings everyone together closer than anyone can imagine. We all came here to turn U of A into a Pac-12 powerhouse and I would not want to do that under any other coaching staff."



TREYDAN STUKES #2

Junior
Cornerback • 6-2 • 195
Litchfield Park, Ariz. (Millennium HS)

2022: Appeared in 11 games making seven starts... Finished ninth on team in tackles with 42.0... Made one interception and returned it for 11 yards... Made 3.5 tackles for loss and five pass breakups... Recorded 30 solo tackles and 12 assisted tackles... Posted a season-high seven tackles on two separate occasions; first against Oregon on 10/8 (4 solo, 3 assists); second against Arizona State on 11/125 (5 solo, 2 assists)... Had made 81 total tackles with one interception and 12 pass breakups in his three seasons at Arizona.

2021: Logged time in all 12 games with five starts...Started the final four games of the season...Tallied 31 total tackles, one tackle for loss, and a team-high seven pass breakups...Key part of a Wildcats defense that allowed an average of just 190.1 passing yards per game, Arizona's first season under 200 YPG passing since 2008...Career-high seven tackles against Utah, also had one PBU...Career-high two PBU in week two against San Diego State.

2020: Appeared in three games as a true freshman and logged eight total tackles...Made collegiate debut on Nov. 21 at Washington and picked up one tackle...Played on Nov. 28 at UCLA but did not log any stats...Had career night with seven tackles in the Territorial Cup on Dec. 11.

High School: Prepped at Millennium Park High School in Litchfield Park, Arizona...Saw varsity time in 32 games across three seasons, during which he compiled 97 tackles, 11 interceptions, 14 pass breakups, and 2.0 tackles for loss... As a senior totaled 40 tackles, seven interceptions, and eight pass breakups...Also played receiver in senior season and grabbed 10 receptions for 173 yards and five touchdowns...Earned All-Conference honors after senior season...Tabbed with All-Region recognition as a junior and senior...Also earned four letters in track and field, where he competed in the triple jump and long jump...State Champion in the triple jump; State finalist in long jump...Excelled in the classroom, making Honor Roll all four years and finishing HS career with a weighted GPA above 4.0... Recruited by Northern Arizona, Grand Canyon, and Montana to compete in track and field.

Personal: Treydan Ray Stukes...Son of Ray Stukes and Theresa Tirres...One brother, Denzel, and three sisters, Terayah, Lexi-Rayn, and Nya...Father, Ray, played college football at Pacific University and competed in Arena Football... Majoring in General Studies – Sports & Society.

Career Defensive Stats

Season	GP	SOLO	AST	TOT	TFL-YDS	SK-YDS	INT	PD	FF	FR	BLK
2020	3	8	0	8	0-0	0-0	0	0	0	0	0
2021	12	24	8	32	1-3	0-0	0	7	0	0	0
2022	11	30	12	42	3.5-17	0-0	1	6	0	0	0
Total	26	61	20	81	4.5-20	0-0	1	12	0	0	0



COLE TANNENBAUM #14

Redshirt Freshman
Quarterback • 6-4 • 210
Brentwood, Calif. (Oaks Christian HS)

2022: Did not make an appearance during the 2022 season.

High School: Played quarterback at Oaks Christian... Appeared in 24 games over three seasons ... Completed 298 of 529 pass attempts for 3388 yards and 26 touchdowns... Averaged 141.2 yards per game and 11.4 yards per completion... Threw for career-high 15 touchdowns during his senior season when he tossed for 2193 total yards on 208 completions over 374 attempts... Rushed for 97 yards and six touchdowns.

Personal: Son of Eric and Kim... Has two siblings... "I chose Arizona because of the culture here. When I came to visit, everyone seemed to enjoy working out and practicing and I wanted to be a part of that family."



ISAIAH TAYLOR #4

Redshirt Sophomore
Safety • 5-11 • 200
Ft. Lauderdale, Fla. (St. Thomas Aquinas)

2022: Appeared in 11 games during his second season with Arizona... Finished 10th on the team in tackles with 40 (20 solo, 20 assists)... Made 1.0 tackle for loss and two pass breakups... Recorded his first career interception against Arizona State to help win the Territorial Cup 38-35... Made a career-high nine tackles against Arizona State (11/25) and California (9/24)... Posted his first tackle for loss against Washington State (11/19).

2021: Played in four games, primarily on special teams...Recorded one tackle, coming in the finale at the Territorial Cup.

High School: Was named All-State in the 7A division while playing at St. Thomas Aquinas ... Had a 103-yard interception returned for a touchdown, which is the longest touchdown in school history at St. Thomas Aquinas ... Was a State Champion his senior season.

Personal: The son of Pro Football Hall of Famer Jason Taylor and Katina Taylor ... Has one brother Mason and one sister Zoe ... His father Jason played 15 years in the NFL and was inducted into the Pro Football Hall of Fame in 2017 ... His uncle Zach Thomas played 13 years in the NFL.

Career Defensive Stats

Season	GP	SOLO	AST	TOT	TFL-YDS	SK-YDS	INT	PD	FF	FR	BLK
2021	4	1	0	1	0-0	0-0	0	0	0	0	0
2022	11	20	20	40	1-4	0-0	1	3	0	0	0
Total	15	21	20	40	1-4	0-0	1	3	0	0	0



WILL UHRICH #27

Sophomore
Safety • 6-1 • 215
Burlingame, Calif. (Burlingame HS)

2022: Appeared in six games, primarily on special teams during his first season with Arizona... Made one solo tackle against Arizona State to help the Wildcats win the Territorial Cup 38-35.

High School: A dual-threat athlete who played offense and defense at Burlingame High School... Appeared in 25 games and made 150 total tackles (77 solo, 73 assist), while averaging 6.0 tackles per game and making 12.5 tackles for loss... Posted 1.5 sacks for a loss of 19 yards over three seasons at Burlingame... Made 77 receptions for 1075 yards, averaging 43.0 yards per game with nine touchdowns... Caught a long of 55-yards over 25 games played.... Made seven kickoff returns during his high school career for 167 yards with a long of 40 yards... Recorded three punt returns for 23 yards, averaging 7.7 yards per return... Totaled 190 return yards over four seasons.

Personal: Son of Rob and Leanne... Has five siblings, one brother and five sisters... "I chose Arizona because it felt like home and they treated me like family no matter if I am a walk-on or on scholarship."

Career Defensive Stats

Season	GP	SOLO	AST	TOT	TFL-YDS	SK-YDS	INT	PD	FF	FR	BLK
2022	6	1	0	1	0-0	0-0	0	0	0	0	0
Total	6	1	0	1	0-0	0-0	0	0	0	0	0



TA'ITA'I UIAGALELEI #46

Sophomore
Defensive Lineman • 6-4 • 285
Costa Mesa, Calif. (Mater Dei HS)

2022: Appeared in eight games, starting the final five games of the regular season... Made 14 total tackles (7 solo, 7 assists) including one tackle for loss (one sack for minus 12 yards)... Recovered one fumble at Utah on 11/5... Made first sack of career at UCLA on 11/12... Made season-high three tackles against Utah, UCLA, and Washington State (11/19)... Posted two tackles in the Territorial Cup 38-35 win over Arizona State (11/25)... One of two freshman to make five or more starts on the defensive side of the ball (LB Jacob Manu).

High School: An edge rusher out of Matre Dei High School... Had offers from UNLV, Utah State, and Washington State... Recruited by Johnny Nansen and Ricky Hunley... Earned an appearance in the Polynesian Bowl... Comitted to the Wildcats on Dec. 15, 2021... Made 29 total tackles (19 solo, 10 assist) with 1.9 tackles per game and 9.0 tackles for loss over two seasons on varsity (15 GP).

Career Defensive Stats

Season	GP	SOLO	AST	TOT	TFL-YDS	SK-YDS	INT	PD	FF	FR	BLK
2022	8	7	7	14	1-12	1-12	0	0	0	1	0
Total	8	7	7	14	1-12	1-12	0	0	0	1	0



ANTHONY WARD #57

Redshirt Sophomore
Linebacker • 6-0 • 225
Ontario, Calif. (Colony HS)

2022: Did not see any action during the 2022 season.

Before Arizona: Spent two seasons at the University of Washington... Did not see any action while with the Huskies... Appeared in 10 games over one season on varsity at Colony High School... A dual-threat athlete that played quarterback, wide receiver and defense... Made 42 total tackles (25 solo, 17 assist) during his one season on varsity... Averaged 4.2 tackles per game with 3.0 tackles for loss... Completed four of 14 attempts for 55 yards and no touchdowns or interceptions as quarterback... Averaged 13.8 yards per completion.

Personal: Son of Steve and Nakima... Has four siblings, two brothers and two sisters... His uncle is Bobby Wagner linebacker with the Los Angeles Rams in the NFL... "I chose Arizona because it feels like a family here and a perfect place for my brother and I to succeed."



ISAIAH WARD #90

Redshirt Freshman
Defensive Lineman • 6-5 • 215
Ontario, Calif. (Colony HS)

2022: Appeared in three games on the defensive line during his first season with Arizona... Made two total tackles including one tackle for loss (one sack) ... Recorded the first tackle of his career (one assist) on 11/12 at UCLA... Made the first solo tackle of his career on 11/19 against Washington State.

High School: Played for Colony High School in Ontario, Calif... Made 65 tackles, 22 tackles for loss, 14 sacks, 3 pass breakups, two forced fumbles, and one fumble recovery during his senior season in 2021... Had offers from Arizona State, New Mexico, Oregon State, San Diego State, UNLV, Utah, Utah State, and Washington State... A three-star edge rusher per 247 Sports.

Personal: Son of Steve and Nakima... Has four siblings, two brothers and two sisters, including teammate Anthony Ward... His uncle is Bobby Wagner linebacker with the Los Angeles Rams in the NFL.

Career Defensive Stats

Season	GP	SOLO	AST	TOT	TFL-YDS	SK-YDS	INT	PD	FF	FR	BLK
2022	3	1	1	2	1-1	1-1	0	0	0	0	0
Total	3	1	1	2	1-1	1-1	0	0	0	0	0



DJ WARNELL JR. #14

Junior
Safety • 6-3 • 200
La Marque, Texas (UCLA)

2022: Appeared in 11 games making two starts at safety... Made 26 total tackles including 18 solo and 8 assists... Recorded one tackle for loss, one pass breakup, and one fumble recovery... Fumble recovery helped Arizona clinch the Territorial Cup with a 38-35 win over Arizona State on 11/25.

Before Arizona: Played two seasons at UCLA from 2020-21, seeing time in 16 games...Tallied 11 tackles, two pass breakups, and one forced fumble...Career-high three-tackle game against LSU in 2021...Prepped at Dickinson High School in Texas...Selected as a Defensive Player of the Year finalist by the Touchdown Club of Houston as a senior in 2019...First Team 24-6A All-District selection in 2018 and 2019.

Personal: Donald Ray Warnell Jr....Son of Donald Warnell Sr. and Donna Curry... Three sisters Nayo, Dresdyn, and Schuyler...Enjoys baking in his free time...Sister, Nayo, played volleyball at Ole Miss...Mother played basketball at Wyoming.

Career Defensive Stats

Season	GP	SOLO	AST	TOT	TFL-YDS	SK-YDS	INT	PD	FF	FR	BLK
2020*	6	1	1	2	0-0	0-0	0	0	0	0	0
2021*	10	7	2	9	0-0	0-0	0	2	1	0	0
2022	11	18	8	26	1-6	0-0	0	1	0	1	1
Total	27	26	11	37	1-6	0-0	0	3	1	1	1

*at UCLA



DJ WILLIAMS #8

Graduate Student
Running Back • 6-0 • 225
Lake Placid, Fla. (Sebring HS)

2022: Appeared in all 12 games in his first season with Arizona... Gained 376 yards on 60 rushing attempts with three touchdowns... Recorded a long of 52 yards and averaged 6.3 yards per attempt as well as 31.3 yards per game... Posted a season-high 88 yards on 14 carries with one touchdown against San Diego State to open the season on 9/3... Gained 65 yards on six carries with one touchdown against Oregon on 10/8... Rushed for one touchdown against Arizona State to help the Wildcats win the Territorial Cup 38-35... Gained 1,041 yards rushing in his career with nine touchdowns over four seasons, two at Auburn, one at Florida State, and one at Arizona.

Before Arizona: Appeared in six games and rushed for 47 yards with one touchdown on 10 carries...totaled season-high 31 yards and one touchdown on four carries vs. UMass...made FSU debut with 16 yards on four carries vs. Louisville...had one carry vs. Miami and at Boston College...also saw action vs. Syracuse and vs. North Carolina State... Appeared in 19 games with three starts in two seasons at Auburn...rushed 122 times for 599 yards and five touchdowns with 12 catches for 72 yards...posted career-high 130 rushing yards at No. 2 LSU in 2019...also added 21 receiving yards for career-best 151 all-purpose yards against eventual national champions...had 38 carries for 199 yards and three touchdowns plus seven catches for 40 yards during 2020 season...rushed 84 times for 400 yards and two touchdowns and added five receptions for 32 yards in 2019...four-star prospect rated as nation's No. 16 running back in class of 2019 by 247Sports and No. 18 by ESPN...ranked 256th in ESPN300...two-time All-Highlands selection at Sebring...responsible for 2,334 yards of total offense and 34 touchdowns his senior year, rushing for 1,221 yards and 21 touchdowns and passing for 1,113 yards and 13 touchdowns...helped lead Blue Streaks to eight wins and 6A state playoff appearance...also lettered in baseball.

Career Rushing Stats

Season	GP	ATT	YDS	TD	LONG	AVG/ATT	AVG/G
2019	10	84	406	2	70	4.8	40.6
2020	7	38	200	3	40	5.2	28.6
2021	4	10	50	1	23	4.7	12.5
2022	12	60	376	3	52	6.3	31.3
Total	33	192	1041	19	70	5.3	31.0

Career Receiving Stats

Season	GP	REC	YDS	TD	LONG	REC/G	AVG/REC	AVG/G
2019	10	5	32	0	15	0.5	6.4	3.2
2020	7	7	40	0	22	1.0	5.7	5.7
2021	4	0	0	0	0	0	0	0
2022	12	5	65	0	26	0.4	13.0	5.4
Total	33	17	137	0	26	1.9	8.1	4.1



MICHAEL WILEY #6

Senior
Running Back • 6-0 • 215
Houston, Texas (Strake Jesuit HS)

2023: Doak Walker Award Preseason Watch List
2023: Preseason All-Pac-12 Honorable Mention
2022: All-Pac-12 Honorable Mention
2021: Doak Walker Award Preseason Watch List

2022: Appeared in 11 games making 10 starts during his fourth season with the Wildcats... Rushed for a career-high 214 yards and three touchdowns in the Territorial Cup, helping Arizona to a 38-35 win... The performance marked his first time rushing for over 200 yards in his career... It was the second-most rushing yards in the Territorial Cup game (1st; 288, Trung Candidate, 1998) ... First running back to break 100 yards rushing in a game since he and Gary Brightwell achieved that feat against Colorado in 2020... Named Bob Moran Award as MVP of the Territorial Cup, becoming the first running back to win the award since Nick Wilson in 2014... Rushed for career-high 771 yards on career-high 113 carries and career-high eight touchdowns... Became first running back to rush for over 700 yards in a season since JJ Taylor (721) in 2019... The Territorial Cup performance marked his first time rushing for over 100 yards in game during the season... Rushed for 97 yards on 21 carries in a victory over UCLA (11/12)... Recorded one rushing touchdown and one receiving touchdown against UCLA... First to record rushing and receiving touchdown in single game since Gary Brightwell against Oregon State in 2019.

2021: Played in 11 games and made five starts ... Led the Wildcats with 91 carries and had 327 rushing yards and two touchdowns ... Also led the team with four receiving touchdowns and led the Wildcats in overall touchdowns with six ... Hauled in 33 catches for 297 yards ... 33 receptions was tied for the second-most on the team ... Scored a touchdown in the final five games of the season, the first to do so since Shawn Poindexter in 2018 ... Had 15 carries for 64 yards and six catches for 66 yards in the season opener vs. BYU ... Ran for a season-high 63 yards at Oregon ... Scored his first touchdown on the season vs. UCLA through the air while also carrying the ball 13 times for 46 yards and catching three passes for 43 yards ... Scored rushing touchdowns in back-to-back games vs. USC and Cal ... His 10-yard run with 2:17 left in the game vs. Cal gave Arizona the lead, which would break the Wildcats' 20-game losing streak ... Had a reception in each of the last three games of the season vs. Utah, Washington State and ASU ... Hauled in a career-high eight catches for 87 yards vs. Washington State.

2020: Emerged as part of Arizona's rushing attack alongside Gary Brightwell... Finished the season with 222 yards on 31 carries and three touchdowns while playing in all five of Arizona's games... Doubled his rushing yards from freshman season while tallying the exact same amount of carries... Career night in his eruption against Colorado as he gained 122 rushing yards on just seven carries while also catching five passes for 15 yards... His performance against the Buffs included career bests in rushing yards (122), longest rush (45) and catches (5)... Set and reset his career long rush mark on back-to-back carries versus the CU with rushes of 29 and 45 yards.

2019: Played in all 12 games at running back as a true freshman, drawing one starting assignment...Finished the season with 31 carries for 106 yards with a long run of 17 yards...Also posted 18 catches for 165 yards...Totaled three catches for 50 yards, including a 33-yard strike in season opener at Hawai'i (Aug. 24)...Also rushed three times for three yards in his collegiate career...Posted a season-high 39 rushing yards one week later against Northern Arizona (Sept. 7)...Had a 34-yard catch in home win over UCLA (Sept. 28)...Posted a season-high six catches for 48 yards (also a season high) in road win at Colorado (Oct. 5)...Rushed six times for 35 yards against Washington (Oct. 12), while also adding two catches for 11 yards...Caught four passes for 27 yards at USC (Oct. 19), while also posting 13 rushing yards on two carries...Had two carries for seven yards in final home game of the season against Utah (Nov. 23).

High School: Earned varsity letters at Strake Jesuit College Preparatory in Houston, Texas, under coach Klay Kubiak...Totaled 2,632 rushing yards on 340 carries with 29 touchdowns over junior and senior seasons...Also caught 35 career passes for 416 yards and four touchdowns...Averaged 143.9 all-purpose yards per game in 22 varsity games...Earned First Team All-District honors in 2018...As a senior, averaged 8.4 yards per carry and 142.6 yards per game while gaining 1,569 yards and 19 touchdowns on the ground...Earned Second Team All-District honors in 2017... As a junior, gained 6.9 yards per carry and totaled 1,063 yards and 10 touchdowns...Also competed in basketball and track.

Personal: Son of Faron and Angela Wiley...Has one sister, Jordan...Has two brothers, Jonathan and Jacob...High school honor roll...Majoring in Pre-Business.

Wiley Career Rushing Stats

Season	GP	ATT	YDS	TD	LONG	AVG/ATT	AVG/G
2019	12	31	106	0	17	3.4	8.8
2020	5	31	222	3	45	7.2	44.4
2021	11	91	302	2	16	3.3	27.5
2022	11	113	771	8	72	6.8	70.1
Total	39	266	1401	13	72	5.3	35.9

Wiley Career Receiving Stats

Season	GP	REC	YDS	TD	LONG	REC/G	AVG/REC	AVG/G
2019	12	18	165	0	34	1.5	9.2	13.8
2020	5	8	33	0	8	1.6	4.1	6.6
2021	11	33	297	4	32	3.0	9.0	27.0
2022	11	36	349	3	38	3.3	9.7	31.7
Total	39	95	844	7	38	2.4	8.9	21.6

Wiley Career All Purpose Stats

Season	GP	RUSH	RCV	PR	KR	IR	TOT	AVG/G
2019	12	106	165	0	0	0	271	22.6
2020	5	222	33	0	0	0	255	51.0
2021	11	302	297	0	148	0	747	67.9
2022	11	771	349	0	95	0	1215	110.4
Total	39	1401	844	0	243	0	2488	63.8

INCOMING PLAYERS



TAYE BROWN #49

Freshman
Linebacker • 6-2 • 230
Chandler, Ariz. (Hamilton HS)

High School: A dual threat athlete who played outside linebacker and tight end at Hamilton High School in Chandler, Ariz. ... Appeared in 31 games on varsity, making 181 total tackles (94 solo, 87 assists), averaging 5.8 tacklers per game and notching 18.0 tackles for loss... Recorded 16.0 sacks for loss of 32 yards... Averaged 0.5 sacks per game and forced 26 quarterback hurries... Deflected four passes and caused one fumble... In limited action on offense, caught one pass for nine yards, a touchdown... A three-star prospect per 247Sports with offers from Kansas State, San Diego State, Air Force, Idaho, Idaho State, and New Mexico State... The 24th ranked linebacker in Arizona and 132nd overall linebacker prospect.



NOLAN CLEMENT #37

Freshman
Edge • 6-4 • 225
Scottsdale, Ariz. (Desert Mountain HS)

High School: Rated a three-star prospect out of Desert Mountain High School in Scottsdale, Arizona... Held offers from New Mexico, Idaho State, Navy, Nevada, Northern Arizona, Northern Iowa, St. Thomas, Utah Tech, and Weber State... Rated the 43rd edge position player in the state of Arizona.



TRISTAN DAVIS #97

Freshman
Edge • 6-7 • 255
Lake Oswego, Ore. (Lakeridge HS)

High School: Prepped at Lakeridge High School in Lake Oswego, Ore. ... Made 73 total tackles (18 solo, 55 assists) during senior season on varsity... Posted 6.1 tackles per game and 12.5 tackles for loss... A three-star prospect per 247Sports with offers from Arizona State, Colorado, and Nevada... Recruited defensive coordinator Johnny Nansen... Began high school career at Wilsonville High School and finished career at Lakeridge HS... Rated the third-best prospect in Oregon and 110 edge rusher in the nation.



BRAYDEN DORMAN #17

Freshman
Quarterback • 6-5 • 225
Colorado Springs, Colo. (Vista Ridge HS)

High School: Prepped at Vista Ridge High School in Colorado Springs Colorado... #2 prospect out of Colorado and #18 QB prospect nationally... Made 2nd Team All-State in his Junior and Senior season... Accumulated 10,285 yards passing with 116 passing TDs across 4 varsity seasons... As a Senior, threw for 3,783 yards with 49 TDs and a QBR of 138.9 in 12 games... In 2021, led Vista Ridge to a 7-4 record and a Colorado 4A second-round playoff appearance as a junior... Passes for 2,765 yards, 30 touchdowns and completed 60.6 percent of his passes (206-for-340)... A four-star quarterback (247Sports) who received offers from California, Colorado, Colorado State, Iowa State, Kansas, Louisiana Tech, Middle Tennessee State, Mississippi State, Oregon State, and Wisconsin... Recruited by passing game coordinator and quarterbacks coach Jimmie Dougherty... Committed to Arizona on Feb. 22.



BRYCE ECHOLS #56

Freshman
Defensive Lineman • 6-5 • 280
Henderson, Nev. (Coronado HS)

High School: A two-star prospect out Coronado High School in Henderson, Nevada... Received offers from Butler, Southern Utah, Dartmouth, and Valparaiso... Commit to the Arizona Wildcats on Jan. 28, 2022.



DERIC ENGLISH #31

Freshman
Wide Receiver • 6-4 • 210
Scottsdale, Ariz. (Saguaro HS)

High School: A three-star prospect that played football at Saguaro High School in Scottsdale, Ariz... Made 26 receptions for 391 total yards over two seasons on varsity (8 games)... Caught four touchdown passes, all during senior season, in high school... Rated the 12th-best wide receiver in the state of Arizona... Chose Arizona over Arizona State, Colorado State, Louisville, Michigan State, Missouri, Morgan State, Northern Arizona, Oregon, Penn State, Utah, Washington, and Florida State.



NICK FERNANDEZ #96

Freshman
Defensive Lineman • 6-4 • 280
San Pedro, Calif. (San Pedro HS)

High School: A dual threat athlete who played tight end and defensive end at San Pedro High School in San Pedro, Calif. ... Made 40 receptions for 551 yards and seven touchdowns over 24 games as a tight end on varsity... Made 55 total tackles (38 solo, 17 assists) with 10.0 sacks and 12.0 tackles for loss at defensive end... A member of a 10-1 overall and 4-0 in conference San Pedro High School football team in 2022... Ranked the 90th athlete in California and 70th defensive end... A three-star prospect per 247Sports with offers from Boise State, Colorado State, Air Force, Army, Cal Poly, Fresno State, Grambling State, Montana State, Pennsylvania, Princeton, San Jose State, UNLV, Utah State, Washington State, and Yale... Recruited by defensive coordinator Johnny Nansen.




CJ FLORES #35

Freshman
Defensive Back • 5-11 • 200
Tucson, Ariz. (Northern Arizona)

Before Arizona: In 2022, did not make an appearance with NAU... Played at Cienega High School... A two-year starter and one-year captain for the Bobcats... Finished his career with 47 tackles, 4.0 tackles for loss and two passes defended... Bobcats went 2-0 in their shortened season during his senior year... During Flores' junior season, Cienega finished the regular season 8-2 and reached the 5A Conference quarterfinals... Also wrestled at Cienega.

Personal: Born Carlos Jakob Flores on May 12 in Tucson, Ariz... Son of Carlos... Has one sister, Alyza... Most admires his dad for how hard he works while going above and beyond for others.



JUSTIN FLOWE #10

Redshirt Sophomore
Linebacker • 6-2 • 225
Chino, Calif. (Oregon)

Before Arizona: In 2022, made career-high 35 tackles (14 solo, 21 assists) with 2.5 sacks for loss over 10 games played... Recorded season-high 10 tackles (5 solo, 5 assists) against Georgia (9/3) in the season opener... Finished ninth on the team in total tackles... Shined in the 2021 season opener vs. Fresno State before missing the rest of the season due to injury ... Named the Pac-12 Freshman of the Week after racking up a career-high 14 tackles, including five solo tackles, one tackle-for-loss, and a forced fumble in his first career start ... 14 tackles were the most by a UO freshman since Troy Dye on Sept. 21, 2016 ... Became the first Oregon player since 2007 and just the fourth since 2000 to record at least 14 tackles and force a fumble in the same game ... Eighth player in program history to have at least 14 tackles in a season opener... In 2020 as a freshman, appeared in just one game, recording a solo tackle, before missing the rest of the COVID-19 shortened 2020 season due to injury.

High School: Prepped at Upland High School in Upland, Calif... A consensus five-star prospect, top 11 player in the nation, No. 1 inside linebacker and top defensive player in California by ESPN, Rivals and 247Sports ... Named the 2019 Butkus Award high school winner and the 2019-20 All-USA High School Football Defensive Player of the Year by USA Today ... Finished No. 6 overall in the 247Sports composite ranking as the No. 1 inside linebacker and No. 2 player in California ... No. 8-rated player overall by Rivals and the No. 10 prospect in the ESPN300 ... Named a Prepstar Top 150 Dream Teamer at No. 3 overall ... Named to 2019 first-team MaxPreps high school football All-American Team ... One of four finalists for the All-American Bowl Defensive Player of the Year ... A member of the 2019 SI All-American Defensive Team ... Played in the 2020 All-American Bowl and the 2020 Polynesian Bowl ... Back-to-back CIF Southern Section Division 2 Defensive Player of the Year as a junior and senior ... A 2018 first-team All-California selection as a linebacker by USA Today ... A CalHiSports.com first-team all-state selection as a junior ... Four-year letterman and two-time team captain ... Earned All-CIF honors three consecutive seasons ... Finished career with 434 tackles, 24 sacks, 48 tackles for loss and 10 forced fumbles ... 27 career games with double-digit tackles, including nine with 15-or-more tackles and a career-best 21 tackles vs. Mission Viejo as a junior ... As a senior, finished with 123 tackles (75 solo), 10 sacks, 19 TFLs, an interception and five forced fumbles ... Also rushed for 238 yards and five TDs on 23 carries ... Had eight double-digit tackle games in his final season including a season-best 18 vs. La Habra with two TFLs ... Finished with 15 tackles and two TFL vs. Mission Viejo ... Had five TFLs in two separate games during senior season ... As a junior, had a career-best 145 tackles, five sacks, 17 tackles for loss and five forced fumbles ... Finished with three games with 15-plus tackles ... As a sophomore, had 119 tackles, six sacks, nine TFLs and three forced fumbles ... Finished with seven double-digit tackle games including a season-high 16 twice ... High school coach was Darryl Thomas ... Chose Oregon over Alabama, Arizona, Arizona State, Auburn, California, Clemson, Colorado, Colorado State, Florida, Florida State, Georgia, Illinois, Indiana, Kansas State, Kentucky, Louisville, LSU, Miami (Fla.), Michigan, Nebraska, Nevada, Notre Dame, Ohio State, Oklahoma, Ole Miss, Oregon State, Penn State, Rutgers, San Diego State, San Jose State, TCU, Texas, Texas A&M, Tennessee, Utah, USC, Washington and Washington State.

Career Defensive Stats

Season	GP	SOLO	AST	TOT	TFL-YDS	SK-YDS	INT	PD	FF	FR	BLK
2020*	1	1	0	1	0-0	0-0	0	0	0	0	0
2021*	1	5	9	14	1-1	0-0	0	0	1	0	0
2022*	10	14	21	35	2.5-5	0-0	0	0	0	0	0
Total	12	20	30	50	3.5-6	0-0	0	0	1	0	0

*at Oregon



TYLEN GONZALEZ #56

Freshman
Offensive Lineman • 6-6 • 305
Carlsbad, N.M. (Carlsbad HS)

High School: Prepped at Carlsbad High School in Carlsbad, New Mexico... Made 12 total tackles (7 solo, 5 assists) averaging 2.0 tackles per game, and 3.0 tackles for loss... Recorded 2.0 sacks for a loss of five yards... An unranked prospect per 247Sports.



DOMINIC HANGER #36

Freshman
Linebacker • 6-1 • 225
Chandler, Ariz. (Chandler HS)

High School: Appeared in 26 games over three seasons on varsity at Chandler High School in Chandler, Ariz... Made 156 total tackles (75 solo, 81 assists), averaging 6.0 tackles per game and recording 13.0 tackles for loss... Posted 5.0 sacks for a loss of four yards and nine hurries.



DANIEL HEIMULI #15

Junior
Linebacker • 6-0 • 230
East Palo Alto, Calif. (Washington)

Before Arizona: At Washington, played in six games in 2022 ... Made two tackles against Kent State in the opener ... One tackle in the win over Stanford and one more in the win over Arizona ... Made one tackle, for a loss, in the win over Colorado ... Entered the NCAA transfer portal following the 2022 season... In 2021, played in nine of 12 games, starting two ... Saw his first action of the 2021 season at Michigan ... Started the win over Arkansas State (one tackle) ... Had three tackles, including one for a loss, in the win over Cal ... Started in the win at Arizona, where he made eight tackles ... Made one tackle vs. Arizona State and also had one vs. WSU... In 2020, played in each of the first three games ... One tackle vs. Oregon State ... Had five tackles in the win over Arizona... In 2019, did not see any game action during the 2019 season ... Redshirt.

High School: Named the Bay Area News Group's Co-Defensive Player of the Year and the Peninsula League - Bay Division Defensive Player of the Year in 2018 ... CalHiSports.com all-state first team ... named the defensive MVP of the 2019 Polynesian Bowl, where he notched three-and-a-half tackles for loss ... alongside fellow UW signee Noa Ngalu, helped the Bears win the 2018 and 2016 CIF Central Coast Section Open I titles and to the Division 3-AA CIF State Football Championship Bowl in both 2018 and 2016 ... named to USA Today's All-California second team ... in 2018, team went 13-2, winning the eight-team CIF Central Coast title, followed by the four-team CIF Division 3-AA state title ... beat San Diego Lincoln, 21-7, in the final ... notched a sack and an interception in the championship game ... credited with 95 tackles, including 16 for a loss, as a senior ... notched 93 tackles, 18 for a loss, as a junior, when the Bears went 7-5 and advanced to the semifinals of the CIF Central Coast playoffs ... earned Bay Area News Group second-team honors as a junior ... also his league's co-Defensive Player of the Year in 2017 ... 82 stops, including 13.5 TFLs, as a sophomore in 2016, when M-A finished 12-3 overall, with a Central Coast title and a spot in the Division 3-AA state title game ... ranked the No. 155 overall recruit and No. 9 inside linebacker in the nation, as well as the No. 23 prospect in California, by 247Sports ... rated the No. 159 overall prospect and No. 7 ILB in the country, and as the No. 25 recruit from his state, by rivals.com ... ESPN's No. 16-ranked inside linebacker ... also played baseball at Menlo-Atherton ... played football for coach Adhir Ravipati.

Career Defensive Stats

Season	GP	SOLO	AST	TOT	TFL-YDS	SK-YDS	INT	PD	FF	FR	BLK
2020*	3	5	1	6	0-0	0-0	0	0	0	0	0
2021*	9	5	9	14	1-2	0-0	0	0	0	0	0
2022*	6	4	1	5	1-1	0-0	0	0	0	0	0
Total	18	14	11	25	2-3	0-0	0	0	0	0	0

*at Washington



JACKSON HOLMAN #9

Freshman
Wide Receiver • 6-4 • 205
Mission Viejo, Calif. (Mission Viejo HS)

High School: Prepped at powerhouse Mission Viejo High School in Mission Viejo, Calif. ... Made 79 receptions for 1,339 yards and 16 touchdown grabs over three seasons on varsity... Reeled in 26 catches for 528 yards and seven touchdowns during senior season in 2022... Posted career-high 46 grabs for 699 yards and eight touchdowns during junior season... Caught 23 total touchdowns during high school career... Named player of the game twice; first on Oct. 10, 2019 (3 catches, 105 yards vs. Leunzinger); second on Oct. 31, 2019 (2 catches for 74 yards and 1 TD vs. CVHS)... Mission Viejo fell to St. John Bosco in the CIF Southern Section playoffs... A three-star prospect who had offers from Utah, Vanderbilt, Colorado State, Cornell, Fordham, Pennsylvania, Princeton, Tulane, and Yale.



GAVIN HUNTER #16

Freshman
Safety • 6-2 • 200
Mililani, Hawai'i (Mililani HS)

High School: Prepped at Mililani High School in Mililani, Hawai'i... Named to the Polynesian Bowl roster... During junior season, rushed eight times for 39 yards, averaging 4.9 yards per carry... Made 42 receptions for 511 yards, averaging 12.2 yards per catch and 51.1 yards per game with five touchdowns... Recruited by defensive coordinator Johnny Nansen... A three-star prospect with offers from Oregon State, San Diego State, and Utah State.



DEVIN HYATT #80

Freshman
Wide Receiver • 6-2 • 200
Bradenton, Fla. (IMG Academy)

High School: Prepped at IMG Academy in Bradenton, Fla... Made 20 receptions for 410 yards and three touchdown catches over three seasons on varsity... Averaged 20.5 yards per catch and 24.1 yards per game with a long of 57 yards... During sophomore season, recorded career bests in receptions (13), yards (228), and a long of 57 yards... Rated a three-star and 107th wide receiver nationally per 247Sports... Recruited by wide receivers coach Kevin Cummings... Signed with the Wildcats on Feb. 1, 2023 and joined the team as a mid-year entry... Received offers from Auburn, Kentucky, Alabama, Coastal Carolina, Colorado, Florida State, Georgia, Louisville, Marshall, Michigan State, Mississippi State, Ole Miss, Oregon, Penn State, South Carolina, Tennessee, UCF, Virginia Tech, and West Virginia.



MARTELL IRBY #13

Senior
Defensive Back • 5-9 • 200
San Diego, Calif. (UCLA)

Before Arizona: In 2021, saw action in all 12 games as a reserve nickel back at UCLA ... blocked a punt against Oregon ... had a season-high four tackles in the games versus ASU, Utah and USC ... Had multiple tackles in eight games... In 2020, did not see game action... In 2019, saw action in eight games as a reserve running back and on special teams ...Had a season-high 21 yards rushing vs. Colorado ... Totaled a season-best three catches vs. Arizona State... In 2018, saw action in all 12 games as a reserve running back and member of the special teams units ... Ran for a season-high 47 yards against Stanford ... Had 30+ rushing yards in four games ... Caught at least one pass in six games.

High School: A three-star prospect according to 247 Sports, ESPN.com and Rivals.com who played football at Morse HS ... ESPN.com's No. 155 recruit in the state of California and the No. 104 running back in the nation ... 247 Sports' No. 82 recruit in the state of California and the No. 43 running back in the country ... Rivals.com's No. 100 recruit in California ... ran for 1,729 yards and 22 touchdowns as a junior ... On defense, he was credited with 34 tackles and made two interceptions ... Ran for over 4,000 yards and scored 55 touchdowns in his prep career ... Named first-team All-CIF ... Also lettered in basketball and track and field.

Personal: Son of Mark and Monica Irby ... Has two brothers, one, Daquirae plays linebacker for Nevada, and two sisters ... Lists his favorite athletes as Karl Joseph, Odell Beckham Jr. and Jarvis Landry ... Hobbies and interests include basketball, track, jazz, piano and saxophone ... Played the saxophone since the fourth grade ... Member of the San Diego School of Creative and Performing Arts' award-winning jazz ensemble ... Career objective is to become a musician ... Named to the UCLA Athletic Director's Honor Roll in Fall 2018, Spring 2019, Fall 2019, Spring 2020, Winter 2021, Spring 2021 and Fall 2021 ... African American Studies major.

Career Defensive Stats

Season	GP	SOLO	AST	TOT	TFL-YDS	SK-YDS	INT	PD	FF	FR	BLK
2018*	12	1	0	1	0-0	0-0	0	0	0	0	0
2019*	8	0	0	0	0-0	0-0	0	0	0	0	0
2021*	12	18	10	28	5.5-21	0-0	0	0	0	0	1
Total	32	19	10	29	5.5-21	0-0	0	0	0	0	1

*at UCLA



BRANDON JOHNSON #29

Freshman
Running Back • 5-9 • 190
Palmdale, Calif. (Highland HS)

High School: A running back who prepped at Highland High School in Palmdale, Calif. ... Rushed for 3,001 yards and 48 touchdowns on 340 carries over three seasons on varsity... Averaged 8.8 yards per carry, 107.2 yards per game, and rushed for a long of 79 yards with 14 100-plus-yard games... Made 20 receptions for 349 yards and four touchdowns... Recorded 3,350 all-purpose yards while averaging 119.6 yards per game... Scored 386 total points during his high school career... A three-star prospect with offers from Colorado State, Columbia, Fordham, Fresno State, Harvard, Nevada, Northern Arizona, Princeton, UNLV, Washington, Washington State, and Yale.



KAMUELA KA'AIHUE #18

Freshman
Linebacker • 6-2 • 220
Honolulu, Hawai'i (Theodore Roosevelt HS)

High School: A dual sport athlete who played basketball and football at President Theodore Roosevelt High School in Honolulu, Hawai'i... A three-star prospect per 247Sports that is ranked 10th at linebacker in Hawai'i, and held offers from Army, Hawai'i, Nevada, Boise State, Utah, Washington, and Washington State... Recruited by defensive coordinator Johnny Nansen.



EMMANUEL KARNLEY #33

Freshman
Cornerback • 6-3 • 185
Walnut Creek, Calif. (Las Lomas HS)

High School: Prepped at Las Lomas High School in Walnut Creek, Calif. ... Played wide receiver and cornerback for the Las Lomas Knights... Made eight total tackles (6 solo, 2 assists), 2.7 tackles for loss over 11 games played on varsity at cornerback... At wide receiver, made 19 receptions for 365 yards and four touchdowns while averaging 19.2 yards per catch and 33.2 yards per game during his high school career... Made a reception long of 42 yards during his senior season... A three-star prospect (247Sports), who is ranked No. 68 at defensive back in California... Received offers from San Diego State, Arizona State, Boston College, Nevada, Oregon State, Utah, Utah State, Washington, and Washington State... Committed to Arizona on Dec. 16, 2022.



AMMON KAUFUSI #34

Freshman
Defensive Lineman • 6-5 • 235
Salt Lake City, Utah (Highland HS)

High School: A dual sport athlete that played basketball at Highland High School in Salt Lake City Utah.



MONTANA LEMONIOUS-CRAIG #5

Junior
Wide Receiver • 6-2 • 200
Inglewood, Calif. (Inglewood HS/Colorado)


Before Arizona: In 2022, played in 12 games, had 23 receptions for 359 yards and three touchdowns... Made first career start against TCU... Named the offensive player of the game against California by the coaching staff... Named a member of the Victory Club for his play in the win against California... Had eight catches for 119 yards and the game winning touchdown in overtime against California... In 2021, played in the first 10 games of the season before being listed as injured for the final two ... Registered 10 receptions for 123 yards and two touchdowns on the season ... Most productive game came in week one against Northern Colorado when he had two receptions for 23 yards and a touchdown and was named Colorado's nomination for Pac-12 Freshman of the Week ... Had a clutch touchdown against Oregon State, hauling in a pass from Brendon Lewis with just 2:24 left in regulation to put the Buffs back ahead after the Beavers took their only lead of the game... In 2020, played in three games and dressed for all six including the Alamo Bowl ... Played in the first two games of the season, vs. UCLA and at Stanford, and in the Alamo Bowl against Texas ... Didn't have any catches in the regular season, but had a 15-yard reception from Brendon Lewis in the Alamo Bowl, kicking off a scoring drive in the fourth quarter ... Named first-team Academic All-Colorado by the Colorado Chapter of the National Football Foundation.

High School: A three-star prospect by 247Sports, Rivals and PrepStar as a consensus top 100 player out of California ... 247Sports rates him as the No. 54 athlete in the class and No. 84 player from California ... Rivals ranked him the No. 85 player out of California ... He helped spur a turn-around at Inglewood that saw the team improve from a 0-10 record as a junior and to 12-1, losing by one point in the CIF Southern Section Division 13 Semifinals while having a perfect 5-0 record in the Pioneer League under coach Mil'Von James ... He played receiver, cornerback and was the team's punter and punt returner ... His senior season he had 46 receptions for 1,289 yards and 23 touchdowns and added two rushes for 22 yards for 1,314 yards from scrimmage ... He added two two-point conversions for a total of 142 points scored ... He had one 200-yard receiving game, six 100-yard receiving games, eight games with multiple receiving touchdowns, and six games with at least one 50-yard reception ... On defense he added 70 tackles, including five for a loss, six interceptions, four pass break-ups and one fumble recovery ... On special teams as a senior, he averaged 49.0 yards per punt on five punts with a long of 53 and one inside the 20 ... Also had one punt return for 46 yards ... As a junior, he had 30 receptions for 573 yards and eight touchdowns and 10 rushes for 47 yards and a touchdown ... He had four 100-yard receiving games ... He added 62 tackles on defense, including six for a loss, to go with two interceptions, one forced fumble and a pass breakup ... He also had four kick returns for 67 yards ... He had 215 yards on just five receptions with four touchdowns in a 77-0 win over West as a senior when he also had four tackles and a 46-yard punt return ... In a 63-7 win over Hamilton as a senior, both of his receptions went for touchdowns when he racked up 136 yards and added eight tackles on defense ... He had a 100-yard game on five receptions to go with two interceptions on defense in a 68-14 win over Gardena his senior season ... He had 13 tackles, an interception and two pass breakups on defense and six catches for 64 yards and a touchdown in a 28-0 win over North as a senior ... Had four catches for 135 yards and two touchdowns on offense and seven tackles on defense in a 60-21 win over Santa Monica his senior season ... He also played basketball and was named the MVP of the Pioneer League his junior season.

Career Receiving Stats

Season	GP	REC	YDS	TD	LONG	REC/G	AVG/REC	AVG/G
2020*	3	1	15	0	15	0.3	15.0	5.0
2021*	9	10	123	2	25	1.1	12.3	13.7
2022*	11	23	359	3	69	2.1	15.6	32.6
Total	23	34	497	5	69	1.5	14.6	21.6

*at Colorado



DOMINIC LOLESIO #42

Freshman
Edge • 6-4 • 245
Long Beach, Calif. (Long Beach Poly)

High School: Prepped at Long Beach Poly High School in Long Beach, Calif. ... Made 89 total tackles (53 solo, 36 assists) over two seasons (20 games) on varsity... Averaged 4.5 tackles per game and recorded 26.0 tackles for loss... Posted 8.5 sacks for a loss of 41 yards, averaging 0.4 sacks per game and notched 19 quarterback hurries... Deflected five passes and caused two fumbles... A three-star prospect per 247Sports with offers from Washington State, Colorado, and San Jose State.



CHRISTIAN MADOSKI #53

Freshman
Edge • 6-3 • 250
Glendale, Ariz. (Mountain Ridge)

High School: Appeared in 28 games over three seasons on varsity at Mountain Ridge High School in Glendale, Ariz... Made 121 total tackles (49 solo, 72 assists), averaging 4.3 tackles per game and 13.0 tackles for loss... Posted 10.0 sacks for a loss of 36 yards, averaging 0.4 sacks per game, and 16 hurries.



KEANU MAILOTO #95

Freshman
Defensive Lineman • 6-5 • 300
Auburn, Wash. (Mt. San Antonio College)

High School: Made 19.0 tackles during the 2022 season at Mt. SAC... Recorded a season-high 4.0 tackles at Fullerton College in the final game of the season on Nov. 26... An unrated prospect (247Sports) who was recruited by Johnny Nansen and Jordan Paopao.



TYLER MANOA #92

Senior
Defensive Lineman • 6-5 • 315
Hayward, Calif. (Saint Francis HS/UCLA)

Before Arizona: Appeared in 45 games over five seasons with UCLA from 2018 to 2022... During the 2022 season, appeared in four games before deciding to transfer and entering the portal... Made 53 total tackles including 29 solo and 24 assists... Posted 1.5 tackles for loss and one sack... Recorded four pass deflections and forced one fumble... In 2021, had a season-high two tackles at Utah ... Credited with a quarterback sack vs. Cal ... Had stops against Fresno State and Arizona... In high school, rated a four-star recruit according to 247 Sports and the No. 9 defensive tackle recruit in the nation, the No. 108 overall prospect in the country and the No. 14 recruit in the state of California ... ESPN.com four-star recruit and the No. 34 defensive tackle prospect in the country and No. 46 recruit in California ... Rivals.com three-star recruit and No. 76 recruit in California ... As a senior, he was credited with 12 tackles, 3.5 TFLs ... in his junior season, he made 39 tackles, 9.0 TFLs and 5.5 sacks ...selected to play in the U.S. Army All-American Bowl.

Career Defensive Stats

Season	GP	SOLO	AST	TOT	TFL-YDS	SK-YDS	INT	PD	FF	FR	BLK
2018*	12	13	12	25	0-0	0-0	0	2	0	0	0
2019*	12	11	8	19	0.5-1	0-0	0	0	1	0	0
2020*	6	2	2	4	0-0	0-0	0	1	0	0	0
2021*	11	3	2	5	1-3	1-3	0	1	0	0	0
Total	41	29	24	53	1.5-4	1-3	0	4	1	0	0

*at UCLA



CANYON MOSES #26

Freshman
Defensive Back • 5-11 • 195
Midland, Texas (Midland Legacy HS)

High School: Prepped at Midland Legacy High School in Midland, Texas... A three-star prospect per 247Sports... Made 99 tackles, six tackles for loss, 13 pass breakups, four forced fumbles, four fumble recoveries, and five interceptions over two seasons on varsity... Also recruited by Buffalo, Kansas State, and Texas State... Competes in track with a 10.98 time in 100 as a sophomore... Ran the 4x100 and 4x200 relays... In 2021, Texas 2-6A unanimous first-team all-district selection as a junior.



TYLER MUSTAIN #51

Freshman
Linebacker • 6-2 • 235
Tucson, Ariz. (Pusch Ridge Christian)

High School: Played in 32 games over three seasons on varsity at Pusch Ridge Christian Academy in Tucson, Ariz... Two-time Class 3A South Defensive Player of the Year, with 349 tackles, 33.0 tackles for loss, and 17 sacks during high school career... Posted 121 solo tackles and 228 assists, averaging 10.9 tackles per game... On offense made 63 receptions for 1,051 yards and 16 touchdowns while averaging 32.8 yards per game, 16.7 yards per catch, with a long of 81 yards... Blocked nine punts during three seasons on varsity... Played tight end and middle linebacker... Named team captain of a team that went 11-2 overall and 4-1 in section play to finish second during senior season



SIO NOFOAGATOTO 'A #50

Senior
Defensive Lineman • 6-3 • 330
Ili'iili, American Samoa (Indiana)

2022: Polynesian College Football Player of the Year Watch List.
2021: Polynesian College Football Player of the Year Watch List.

Before Arizona: In 2022, Started all 12 games as a senior at Indiana ... made one tackle against Illinois (9/2) ... made one stop against Idaho (9/10) ... had two tackles against Western Kentucky (9/17) ... made four tackles at Cincinnati (9/24) ... combined with Alfred Bryant on a second-quarter tackle for loss against the Bearcats ... logged two tackles against No. 4 Michigan (10/8) ... made one-yard tackle for loss in the second quarter against the Wolverines ... made two tackles versus Maryland (10/15) ... made a 2-yard tackle for loss in the first quarter ... recorded three tackles at Rutgers (10/22) ... made a pair of tackles against No. 16 Penn State (11/5) ... had one tackle against Purdue (11/26)... In 2021, collected 13 tackles with a half-for loss in 12 games at tackle during junior season ... posted a career-high-tying four stops against Rutgers.... During the 2020 season, appeared in all eight games with two starts at tackle during sophomore season ... Posted 12 tackles, one for loss, with one pass breakup ... Made a pair of stops with the TFL in the season-opening win over No. 8 Penn State (10/24) ... Added four tackles in the victory at Wisconsin (12/5)... In 2019, played in 10 games at tackle during freshman season ... Collected nine tackles ... Made his collegiate debut in the Eastern Illinois win (9/7) ... Posted a season-high three stops in the TaxSlayer Gator Bowl vs. Tennessee (1/2) ... IU defensive player of the week (Northwestern).

Career Defensive Stats

Season	GP	SOLO	AST	TOT	TFL-YDS	SK-YDS	INT	PD	FF	FR	BLK
2019*	10	3	6	9	0-0	0-0	0	0	0	0	0
2020*	8	5	7	12	1-1	0-0	0	1	0	0	0
2021*	12	5	8	13	0.5-1	0-0	0	0	0	0	0
2022*	11	8	10	18	2.5-4	0-0	0	0	0	0	0
Total	41	21	31	52	4-6	0-0	0	1	0	0	0

*at Indiana



BILL NORTON #45

Senior
Defensive Lineman • 6-6 • 325
Memphis, Tenn. (Georgia)

Before Arizona: In 2022, saw action as a reserve DL and on special teams in all 13 games with Georgia...had two unassisted tackles in season-opening win over No. 11 Oregon...had one tackle for a 2-yard loss in win over Kent State... In 2021, saw his first action of the season in win over UAB... Credited with an assisted tackle for a loss of four yards vs. the Blazers... Also played in USC, VU, ARK, MIZZ and CSU games... Had a QB pressure vs. South Carolina and an assisted tackle in win at Vanderbilt... Assisted on two stops in win over Missouri... In 2020, saw action as a reserve DL in the Bulldogs' season-opening win at Arkansas and the Florida, South Carolina, and Missouri games... Credited with an assisted tackle for lost yardage vs. Florida.... In 2019, saw action in the Murray State, Arkansas State and Georgia Tech games... Had two assisted tackles vs. Arkansas State... Two solo stops vs. Georgia Tech included a tackle for a 1-yard loss.

Career Defensive Stats

Season	GP	SOLO	AST	TOT	TFL-YDS	SK-YDS	INT	PD	FF	FR	BLK
2018*	3	2	2	4	1-1	0-0	0	0	0	0	0
2019*	4	0	1	1	0.5-1	0-0	0	0	0	0	0
2021*	6	0	4	4	1-4	0-0	0	0	0	0	0
Total	13	2	7	9	2.5-6	0-0	0	0	0	0	0

*at Georgia



JULIUS OLIVER #81

Freshman
Wide Receiver • 6-3 • 195
Los Angeles, Calif. (Village Christian)

High School: Prepped at Village Christian High School in Sun Valley, Calif... A dual sport athlete who also played volleyball in high school... Played one season on varsity (9 games) and made 43 receptions for 936 yards and 14 receiving touchdowns and one fumble returned for a touchdown... Reeled in a long of 82 yards and averaged 104.0 yards per game with a per-catch average of 21.8 yards... Recorded one kick return for 28 yards... Scored 96 total points in one season of varsity football, averaging 10.7 points per game with 15 total touchdowns.



ARIAN PARISH #25

Freshman
Defensive Back • 5-11 • 180
Katy, Texas (Katy HS)

High School: A safety who prepped at Katy High School in Katy, Texas... Katy finished the 2022 season 14-1 and ranked 8th in the state of Texas... Fell 38-35 to Vandegrift in the semifinals of the 2022 Texas 6A D2 playoffs... A three-star prospect with offers from Arkansas, Central Arkansas, Colorado, Colorado State, Duke, Houston, Indiana, Kansas, Kansas State, Nebraska, Purdue, SMU, Tulane, USC, UTSA, and Yale.



ORIN PATU #48

Senior
 Defensive Lineman • 6-4 • 245
 Seattle, Wash. (California)

Before Arizona: Played in 24 career games... Made 13 total tackles (10 solo, 3 assists) with three tackles for loss, two sacks, one pass deflection, and one forced fumble over four seasons with the California Golden Bears... As a Sophomore (2021), played off the bench in 10 games including each of the last eight and recorded three tackles including a seven-yard sack against Colorado that was the first sack and tackle for loss of his career... As a Freshman (2020), played in each of the first three contests of a season shortened to four games by COVID-19 including his first career start in the second game of the campaign at Oregon State... Contributed a pair of tackles with one each in the first two games of the campaign at UCLA and Oregon State... Also played against Stanford but did not record any stats other than participation... As a Freshman (2019), played in three games vs. Oregon State and Washington State, as well as at Stanford... Had his first career tackle at Washington State but did not record any other statistics other than participation... Redshirted... Recorded one tackle and 0.5 tackles for loss (-1 yard) in the spring game... One of seven scholarship players who were mid-year enrollees in January and participated with the team during its spring practices along with fellow incoming freshmen Braxten Croteau and Makai Polk, as well as transfers DeShawn Collins, Kuony Deng, Isaiah Humphries and Devon Modster.

Career Defensive Stats

Season	GP	SOLO	AST	TOT	TFL-YDS	SK-YDS	INT	PD	FF	FR	BLK
2019*	3	1	0	1	0-0	0-0	0	0	0	0	0
2020*	3	1	1	2	0-0	0-0	0	0	0	0	0
2021*	8	3	0	3	1-7	1-7	0	0	0	0	0
2022*	10	5	2	7	2-8	1-3	1	1	1	0	0
Total	24	10	3	13	3-15	2-10	1	1	1	0	0


*at California



ELIJHA PAYNE #63

Freshman
 Offensive Lineman • 6-7 • 310
 Chatsworth, Calif. (Sierra Canyon HS)

High School: Prepped at Sierra Canyon High School in Chatsworth, Calif... Played guard and tackle as a member of the 10-5 overall and 4-1 in conference varsity team in 2022... A three-star prospect with offers from Arizona State, Arkansas, Florida State, Georgia Tech, Miami, Nevada, Oregon, Oregon State, UNLV, and Utah State... Originally from Las Vegas, Nev.



CASH PETERMAN #32

Redshirt Sophomore
 Punter • 6-0 • 210
 Chandler, Ariz. (Chandler HS/BYU)

Before Arizona: With BYU, took two kickoffs in 2021... Redshirt in 2021.

Personal: Majoring in Entrepreneurial Management... Missionary Service: Served a full-time mission for The Church of Jesus Christ of Latter-day Saints in Nova Scotia, Canada... Parents are Von and Amber... Married to Emily since 2022... Runs non-profit Helmets 4 Hope.

High School: Prepped at Chandler High School... Went 147-for-154 on PATs in 23 games for the Wolves... Was 7-for-10 on FGA, with a long of 45 yards.

Career Punting Stats

Season	GP	ATT	YDS	LONG	AVG	TB	FC	I-20	50+	BLK
2021*	2	0	0	0	0	0	0	0	0	0
2022*	1	0	0	0	0	0	0	0	0	0
Total	3	0	0	0	0	0	0	0	0	0

Career Kicking Stats

Season	GP	MADE	ATT	LONG	PCT	BLK
2021*	2	0	0	0	0.0	0
2022*	1	0	0	0	0.0	0
Totals	3	0	0	0	0.0	0


*at BYU



RAYMOND PULIDO #79

Freshman
 Offensive Lineman • 6-6 • 335
 Apple Valley, Calif. (Apple Valley HS)

High School: A dual sport athlete who competed in basketball and football at Apple Valley High School in Apple Valley, Calif. ... Played offensive line for a high school team that went 8-3 overall and 4-1 in league play at Apple Valley... Appeared at guard and tackle and is the 27th ranked offensive lineman in California... A three-star prospect (247Sports) and four-star prospect per 247Sports composite rankings... Held offers from Alabama, Louisville, UCLA, Boston College, Maryland, Miami, Michigan, Ole Miss, Oregon, Tennessee, UNLV, Washington, and Washington State... Decommited from Alabama and committed to Arizona on Dec. 18, 2022.



CHASE RANDALL #54

Sophomore
 Defensive Lineman • 6-2 • 270
 Tucson, Ariz. (Valpo)

Before Arizona: In 2022, played in seven games at Valpo... Made his collegiate debut on Sept. 10 at Illinois State... Made his first career tackle on Nov. 5 vs. St. Thomas.

High School: Two-year varsity letter winner... First Team Southern Arizona Football All-Star in 2021... Had 11 tackles, a sack, a forced fumble and two tackles for loss against Sahuaro High School in a game during his junior season. He was named Arizona's Defensive Beast of the Week following the contest... Team captain as a senior.

Personal: Joined the Valpo program in January 2022 as a midyear addition... Majoring in business management... Son of Eric and Ruby Randall... Has one older brother, Gunner... Hobbies include collecting sports memorabilia... Is a huge fan of Star Wars, Marvel and DC.



MALACHI RILEY #10

Freshman
 Wide Receiver • 6-2 • 180
 Corona, Calif. (Centennial HS)

Before Arizona: Prepped at Centennial High School in Corona, Calif. ... Played wide receiver for team that went 9-2 overall and 5-0 in league play during senior season... Made 39 receptions for 678 yards and 14 touchdowns during his high school career... Caught 20 balls for 418 yards and 8 touchdowns during his senior season... Scored 84 total points over 20 games on varsity... A three-star prospect (247Sports) that is rated 84th nationally and 54th in California... Received offers from BYU, Arizona State, Auburn, Baylor, Colorado, Fresno State, Georgia Tech, Kansas, Massachusetts, Nevada, Ole Miss, Oregon, Oregon State, Texas A&M, UCLA, USC, Utah, Washington, and Washington State... Recruited by wide receivers coach Kevin Cummings... Committed to Arizona on Dec. 16.



CRUZ RUSHING #31

Freshman
 Safety • 6-1 • 205
 Tucson, Ariz. (Salpoint Catholic/Florida)

Before Arizona: With Florida, did not see game action in the 2022 season... Joined Florida as a preferred walk-on in the summer... Transferred to Arizona prior to the Spring of 2023.



JULIAN SAVAIINAEA #41

Freshman
Defensive Lineman • 6-3 • 245
Honolulu, Hawai'i (St. Louis HS)

Before Arizona: Prepped at St. Louis High School in Honolulu, Hawai'i... Played defensive tackle and defensive end... 11th ranked edge in the state of Hawai'i... A three-star prospect per 247Sports with offers from Hawai'i, San Diego State, and San Jose State... Recruited by defensive coordinator Johnny Nansen... Brother of teammate Jonah Savaiinaea.



GENESIS SMITH #12

Freshman
Safety • 6-2 • 200
Chandler, Ariz. (Hamilton HS)

Before Arizona: Prepped at Hamilton High School in Chandler, Ariz... A three-year performer on the varsity team that made 103 total tackles over 24 high school games (62 solo, 41 assists) ... Averaged 4.3 tackles per game during his high school career, including a career-high 5.4 tackles per game during his senior season... Posted 2.0 tackles for loss... Grabbed 16 total interceptions during his high school career... A three-star safety with offers from Arizona State, Air Force, Army, Colorado State, Florida A&M, Iowa State, New Mexico State, Northern Arizona, Ohio, Oregon State, Rice, San Diego State, Tulane, UNLV, Utah State, Washington, Washington State, and Yale... Ranked the No. 11 safety prospect in Arizona.



LEVITICUS SU'A #55

Freshman
Linebacker • 6-1 • 235
Perris, Calif. (Mater Dei)

High School: Named Trinity League MVP at Mater Dei High School... Played in 35 games over four seasons on the varsity team, making 134 total tackles, averaging 3.8 tackles per game, and posting 22.5 tackles for loss... Recorded a high of 63 total tackles during senior season in 2022-23, including a high of 40 solo tackles... Becomes the second consecutive Trinity League MVP to sign with the Arizona Wildcats (WR Tetairoa McMillan, 2022)... Led the Monarchs to a 12-1 overall record and a 5-0 league record to finish second in California... A four-star linebacker with offers from Stanford, Cal, Colorado, FIU, Louisville, Miami, Michigan, Michigan State, Nebraska, Oregon, Oregon State, Penn State, Texas, UCLA, and Washington... Rated the No. 30 linebacker and No. 24 overall player in California... Recruited by defensive coordinator Johnny Nansen... Announced his decision to join Arizona at the 2023 Polynesian Bowl in Honolulu, Hawai'i.



RHINO TAPA'ATOUTAI #59

Freshman
Offensive Lineman • 6-5 • 310
Mission Hills, Calif. (Bishop Alemany HS)

High School: Prepped at Bishop Alemany High School in Mission Hills, Calif. ... Siasoi "Rhino" Tapa'atoutai played 12 games during his junior season on the defensive line, making two solo tackles prior to transitioning to offensive line for his final season in high school... Recruited by defensive coordinator Johnny Nansen... A three-star prospect with offers from Colorado, Arizona State, Hawai'i, Houston Christian, Indiana, Kansas, Louisville, New Mexico State, Oregon State, San Diego State, San Jose State, SMU, Texas State, and UNLV.



DORIAN THOMAS #82

Freshman
Tight End • 6-5 • 250
Kent, Wash. (Kentridge HS)

High School: A dual sport athlete who played basketball and football... Appeared at power forward in basketball and tight end in football... Recorded 50 total all-purpose yards over two games during his senior season on varsity... A three-star prospect (247Sports), who is rated the No. 12 tight end in Washington and No. 51 tight end overall... Held offers from Oregon State, Arizona State, Florida Atlantic, Nevada, Washington, and Washington State... Recruited by tight ends coach and special team's coordinator Jordan Paopao.



TAYLOR UPSHAW #11

Graduate Student
Defensive Lineman • 6-4 • 270
Bradenton, Fla. (Michigan)

Before Arizona: In 2022, appeared in all 14 games along the defensive line; made 12 tackles with 4.5 for loss including two sacks, one interception, and one quarterback hurry to earn his fourth varsity letter as a graduate student... Shared Defensive Player of the Week honors for his performance against Illinois... Registered a solo tackle playing off the edge against Colorado State (Sept. 3)... Assisted on one tackle against Hawaii (Sept. 10)... Made a solo stop playing off the edge against UConn (Sept. 17)... Brought pressure off the edge playing against Maryland (Sept. 24), Nebraska (Nov. 12), TCU in the Vrbo Fiesta Bowl/CFP Semifinal (Dec. 31)... Credited with one TFL playing off the edge at Iowa (Oct. 1)... Picked up one tackle for loss at Indiana (Oct. 8)... Assisted on a split-sack playing off the edge against Penn State (Oct. 15), and also hurried the quarterback... Made a solo tackle against Michigan State (Oct. 29)... Coming off the edge, was credited with a shared sack at Rutgers (Nov. 5)... Split a tackle for loss while playing along the defensive line and contributed on special teams against Illinois (Nov. 19)... Intercepted the first pass of his career and also made an assisted tackle at Ohio State (Nov. 26)... First a sack playing along the defensive line against Purdue in the Big Ten Championship (Dec. 3)... In 2021, appeared in 12 games along the defensive line; made eight tackles including 4.5 tackles for loss and 2.5 sacks; also had three quarterback hurries and a forced fumble to earn his third varsity letter as a senior... Shared Defensive Player of the Week for his performance against Indiana... Played along the defensive line against Western Michigan (Sept. 4), Northern Illinois (Sept. 18), Rutgers (Sept. 25), at Wisconsin (Oct. 2), at Nebraska (Oct. 9), at Penn State (Nov. 13), and against Georgia in the Capital One Orange Bowl/CFP Semifinal (Dec. 31)... Contributed two tackles (one solo) with a sack against Washington (Sept. 11)... Generated a sack playing off the edge at Wisconsin (Oct. 2)... Saw snaps on the edge at Michigan State (Oct. 30) after missing time with an injury in the week prior... Made three TFLs with one sack among four solo tackles against Indiana... Credited with two quarterback hurries and made one solo tackle against Iowa in the Big Ten Championship Game (Dec. 4)... In 2020, appeared in all six games with two starts along the defensive line; made 17 tackles with three for loss, two sacks, and one quarterback hurry to earn his second varsity letter as a junior... Made one solo tackle playing along the defensive line at Minnesota (Oct. 24)... Contributed along the defensive line against Michigan State (Oct. 31)... Made a pair of solo stops including one for loss to go with two quarterback hurries at Indiana (Nov. 7)... In his first career start, totaled five tackles against Wisconsin (Nov. 14)... Credited with six tackles including one for loss and his first forced fumble in a start at Rutgers (Nov. 21)... Registered a six-yard sack among three solo tackles against Penn State (Nov. 28)... In 2019, appeared in six games, playing along the defensive line in four with two tackles, and also contributed on special teams to earn his first varsity letter as a sophomore... Played along the defensive line against Rutgers (Sept. 28)... Contributed on special teams at Penn State (Oct. 19)... Credited his first career tackle playing on the defensive line and contributing on special teams against Notre Dame (Oct. 26)... Credited one solo tackle at Maryland (Nov. 2)... Played defensive line and on special teams against Michigan State (Nov. 16)... In 2018, did not see game action as a Freshman.

Career Defensive Stats

Season	GP	SOLO	AST	TOT	TFL-YDS	SK-YDS	INT	PD	FF	FR	BLK
2019*	6	2	0	2	0-0	0-0	0	0	0	0	0
2020*	6	9	8	17	3-8	1-6	0	0	1	0	0
2021*	11	5	0	5	3-11	2-9	0	0	0	0	0
2022*	14	5	7	12	4.5-16	2-10	1	1	0	0	0
Total	37	21	15	36	10.5-35	5-25	1	1	1	0	0


*at Michigan



ZARIUS WELLS #70

Freshman
Offensive Lineman • 6-6 • 305
Chandler, Ariz. (Chandler)

High School: Prepped at Chandler High School in Chandler, Ariz.



CHARLES YATES JR. #17

Junior
Defensive Back • 5-11 • 200
Mobile, Ala. (Pierce College)

Before Arizona: With L.A. Pierce College, recorded 25 tackles, two pass breakups and a forced fumble for the Brahmas... Had 21 kick returns for 353 yards... A two-star athlete per 247Sports with offers from Kansas, Lamar, and Nevada... Recruited by Assistant Coach Jason Kaufusi.



CARLOS WILSON #15

Freshman
Wide Receiver • 5-11 • 175
Sacramento, Calif. (Inderkum HS)

High School: Rated a three-star prospect by 247Sports, No. 72 WR in California, No. 60 Athlete... Decomitted from Utah and signed with Arizona on Dec. 21... Made 32 receptions for 632 yards, averaging 19.8 yards per catch, 105.3 yards per game with five touchdowns during his sophomore season at Inderkum High School... Played wide receiver and defensive back in high school... Recruited by wide receivers coach Kevin Cummings.... Received offers from Utah, Arizona State, California, Colorado, Oregon, Oregon State, Pittsburgh, San Jose State, UNLV, USC, Washington, and Washington State.



DYLAN WYATT #3

Redshirt Senior
Cornerback • 6-1 • 190
Oakland, Calif. (Cal Poly)

Before Arizona: Over two seasons with Cal Poly (2021-22), recorded 23 total tackles with one interception, 11 pass breakups, one forced fumble and one fumble recovery... In 2021, during first season as a Mustang, recorded 18 total tackles (15 solo stops), including a season-high three tackles in both the Weber State and Portland State games ... started all 11 games at left cornerback ... intercepted a pass at the Mustang 1-yard line with 9:31 to play, halting a fourth-quarter Idaho State drive, and notched seven pass breakups, including two in each of the first two games of the season at San Diego and Fresno State... At Illinois, Played in 10 games as a true freshman (2018), mostly on special teams ... earned tackles against Kent State, Purdue and Northwestern and also notched a pass breakup against Western Illinois as a cornerback ... Missed two games in 2018 and did not play in 2019 or 2020 due to injury.

High School: A 2018 graduate of Saint Mary's College High School in Albany, Calif., where Wyatt intercepted 16 passes in his final two varsity seasons -- under head coach Connor Banks, intercepted seven passes and notched over 40 tackles as a senior in 2017 ... as a junior in 2016, made 11 catches for 159 yards and two touchdowns while, on defense, notched 30 solo tackles, eight for lost yardage, along with nine interceptions, three pass breakups and one fumble recovery ... twice was named to the Tri-County League Rock Division second team (2015 and 2016) and was the league's player of the year in 2017 ... a 2017 Bay Area Cali Classic invitee ... named Saint Mary's athlete of the year as a senior ... also played basketball as a sophomore ... rated as a three-star football prospect by 247Sports ... recruited by Illinois, San Jose State, Howard, Northern Arizona, Northern Colorado, Portland State and Weber State ... verbally committed to Illinois in February 2018.

Personal: Son of Darrell and Brenda Wyatt ... one brother, Dejon Smith ... Uncle is the rapper Casual from the hip hop collective Hieroglyphics ... Wants to be an entrepreneur ... Started his own business in high school ... Interned as a music producer while in high school.

Career Defensive Stats

Season	GP	SOLO	AST	TOT	TFL-YDS	SK-YDS	INT	PD	FF	FR	BLK
2018*	10	2	1	3	1-2	0-0	0	1	0	0	0
2019*	Did not play										
2021*	11	15	3	18	0-0	0-0	1	8	0	0	0
2022*	1	3	2	5	0-0	0-0	0	3	1	1	0
Total	12	18	5	23	0-0	0-0	1	11	1	1	0

*2018 and 2019 at Illinois
 *2021-22 at Cal Poly San Luis Obispo



Jedd Fisch

Third Season at Arizona
Third Season as a Head Coach

Career Record: 7-19 (.269)
Arizona: 6-18 (.250)

Veteran NFL and college coach Jedd Fisch was hired as the head coach of Arizona Football on Dec. 23, 2020. Coach Fisch and the University of Arizona agreed to a five-year contract extension through the 2027 season that was made official by the Arizona Board of Regents on Dec. 13, 2022, following a four-win improvement from 2021 to 2022. Fisch enters his third season with the Wildcats in 2023. He came to Arizona after eight years of coaching at the collegiate level, including stints in the ACC, Big Ten and Pac-12 and 13 years in the NFL, most recently with the New England Patriots.

Coach Fisch's second year with the Wildcats in 2022 was highlighted by a four-win improvement marking the third-largest win increase in a single season in program history. The Wildcats finished 5-7 in 2022 after going 1-11 in 2021. The 2022 season saw the Wildcats defeat No. 9 UCLA at the Rose Bowl, which was Arizona's first top-10 win on the road since 2015.

Arizona went on to defeat Arizona State in the Territorial Cup two weeks later, snapping its in-state rival's five-game winning streak. The 2022 Wildcats finished with the nation's 6th ranked passing attack, averaging 318.4 yards per game. Arizona boasted the 21st nationally ranked total offense with 461.9 total yards per game. The Wildcats averaged the second-most passing yards per game in program history. Quarterback Jayden de Laura finished third in the conference in passing yards per game (307.1 - 9th nationally), third in total passing yards (3,685 - 9th nationally), and fourth in the conference in passing touchdowns (25 - 18th nationally). De Laura threw six touchdowns against Colorado tying a school record set by Tom Tunnicliffe in 1982.

The Wildcats development and growth on offense was historical as quarterback Jayden de Laura threw for 3,685 yards and 25 touchdowns in 2022, which ranked sixth and third respectively in program history for a season.

Wide receiver Jacob Cowing finished his 2022 season with 85 catches for 1,034 yards, which were the third-most catches and the seventh-most yards in a season by a Wildcat. His 85 catches were the most by an Arizona wide out since Bobby Wade's 93-reception season in 2002.

Fellow receiver, Tetairoa McMillan, finished his freshman season with 39 catches for 702 yards and eight touchdowns. His 702 yards were the most ever by an Arizona freshman and his yardage and eight touchdown catches were tops among all FBS true freshmen during the regular season. McMillan and offensive lineman Jonah Savaiinaea made Arizona the only school with two honorees on 247 Sports Freshmen All-American team.

These notable individual accomplishments propelled Arizona's offense into becoming one of the most improved in the nation. Arizona went from the 124th in the nation in scoring offense in Fisch's first season to 48th (30.8 ppg) in 2022. Similarly, Arizona rose to 21st in the NCAA in total offense in 2022 after finishing 101st the year prior.

The Wildcats also rushed for the most yards in a game in the Territorial Cup victory (280 yds) since a 312-yard performance against Texas Tech in 2019, encapsulating a span of 48 games.

Under the guidance of Fisch and defensive coordinator Don Brown, the Wildcats defense finished the 2021 season ranked fifth in the Pac-12 in total defense, up from a 12th-place finish the year prior. Defensive linemen Kyon Barrs (second team) and Trevon Mason (HM), along with linebacker Anthony Pandy (HM) all earned All-Conference nods.

Fisch's first win at Arizona came in dramatic fashion, with a Michael Wiley rushing touchdown in the waning minutes sealing the Wildcats 10-3 victory over the visiting California Golden Bears.

Following his first season leading the Wildcats, Fisch and his staff successfully inked the nationally-lauded 2022 signing class. His first complete signing class, which included the first five-star player in program history, ranked second in the Pac-12 and 22nd nationally according to 247Sports. The 2022 class was headlined by five-star wide receiver Tetairoa McMillan, high school quarterback Noah Fifita, transfer quarterback Jayden de Laura, and numerous other highly-touted prep players and transfers. De Laura, who transferred to Arizona from Washington State, was named the 2021 Pac-12 Offensive Freshman of the Year after passing for 2,757 yards and 23 touchdowns with the Cougars.

The 44-year-old Fisch has been a part of championship seasons throughout his career, including with the Los Angeles Rams as a member of head coach Sean McVay's staff as the Rams won the NFC championship and appeared in Super Bowl LIII. Fisch's coaching pedigree also includes working under future NFL

The Jedd Fisch File

PERSONAL

Born: May 5, 1976 (47)
Hometown: Livingston, N.J.
Family: Wife Amber, three daughters: Zaylee, Ashlee and Kendall

EDUCATION

College: Florida Bachelor's degree in Criminology, 1988
Master's degree from Florida

Coaching History

Years	Position/Title
2021-present	Arizona, head coach (6-18)
2020	New England Patriots asst. coach/QBs
2018-19	L.A. Rams Sr. offensive asst. & asst. coordinator/offense
2017	UCLA, OC/QBs/Interim head coach
2015-16	Michigan, QBs/WRs/Passing game coordinator
2013-14	Jacksonville Jaguars, Offensive Coordinator
2011-12	Miami, Offensive Coordinator/QBs
2010	Seattle Seahawks, QBs
2009	Minnesota, Offensive Coordinator/QBs
2008	Denver Broncos, WRs
2004-07	Baltimore Ravens, Offensive assistant
2002-03	Houston Texans, Defensive quality control
1999-00	Florida, graduate assistant

Postseason Experience

Year	School	Bowl Game
2017	UCLA	Cactus Bowl
2016	Michigan	Orange Bowl
2015	Michigan	Citrus Bowl
2009	Minnesota	Insight Bowl
2000	Florida	Citrus Bowl
1999	Florida	Orange Bowl

Hall of Famers Bill Belichick and Pete Carroll, as well as college football Hall of Fame member Steve Spurrier and Michigan's Jim Harbaugh.

A widely-respected offensive mind, Fisch has helped guide top offenses in the NFL with three of his offenses finishing in the Top 10 in total offense, including the top-ranked offense with the Denver Broncos and the second-ranked offense with the Rams. While offensive coordinator at UCLA in 2017, Fisch guided the Bruins' offense to a top-three ranking in the Pac-12 before leading the Bruins in their final regular season game and to the Cactus Bowl as the interim head coach.

Fisch broke into the NFL coaching ranks with the Houston Texans in 2001, serving as an assistant to head coach Dom Capers. He would go on to join the coaching staffs with the Broncos, Baltimore Ravens, Seattle Seahawks and Jacksonville Jaguars working for head coaches Mike Shanahan, Brian Billick, Pete Carroll and Gus Bradley respectively.

Fisch is a native of Livingston, N.J. and graduated from the University of Florida with a degree in Criminology in 1998. He earned his Master's degree from the University of Florida.

Fisch and his wife, Amber, have three daughters: Zaylee, Ashlee and Kendall.



JOHNNY NANSEN

Defensive Coordinator
Year at Arizona: 2nd
Years in Coaching: 27th

Head coach Jedd Fisch announced the hiring of Johnny Nansen to be the next defensive coordinator for Arizona Football on Dec. 1, 2021. Nansen spent the previous two seasons coaching the defensive line for UCLA and has coached in the Pac-12 since 2009.

Once aboard with the Wildcats, Nansen played a key role in building Arizona's 2022 signing class that ranked second in the Pac-12, 22nd nationally, and included the first five-star signee in program history.

In 2022, the Wildcats forced 16 turnovers marking an improvement of 10 turnovers from 2021 helping Arizona to a win improvement of four games. It marked the third largest win improvement in program history jumping from 1-11 in 2021 to 5-7 in 2022. Arizona landed former five-star linebacker Justin Flowe (Oregon) during the early signing period for the 2023 recruiting class. Nansen helped the Wildcats secure 16 defensive signees on early signing day to add depth and talent to the defense.

During the 2021 season, Nansen played a significant role in UCLA's success defending the run as the Bruins allowed the second-fewest rushing yards per game in the conference (124.2), 26th nationally. In his first season with UCLA in 2020, the Bruins defense led the Pac-12 in fewest rushing yards per carry allowed (3.6) and rated eighth in the nation while leading the league in sacks per game (3.29).

Prior to his time at UCLA, Nansen spent six seasons on the coaching staff at USC. In 2019, he guided the inside linebackers and was the defensive run game coordinator. From 2016-18, Nansen held the title of assistant head coach while working with the linebackers and coordinating recruiting efforts.

In 2017, Nansen was named the Pac-12 Recruiter of the Year by 247Sports.com and helped guide the USC defense that ranked fourth nationally in red zone defense (.712) and fifth in sacks (3.3) while coaching linebacker Uchenna Nwosu, who was a first team All-American and a second-round pick in the NFL draft.

Nansen's first two seasons at USC in 2014 and 2015 were spent as the running backs coach and special teams coordinator. In 2015, tailbacks Ronald Jones II and Justin Davis each rushed for more than 900 yards, while Jones set the USC freshman season rushing record and became just the second true freshman to lead USC in season rushing. In 2014, tailback Javorius Allen made All-Pac-12 first team while rushing for 1,489 yards (the most by a Trojan since 2005) and he was an NFL fourth round draft pick. USC's special teams also returned two punts and two kickoffs for touchdowns.

Nansen spent the previous five seasons at Washington in a variety of roles from 2009-13. From 2012-13, he was the assistant head coach, running backs coach and special teams coordinator. In 2012 and 2013, Bishop Sankey put together back-to-back top-20 national rushing finishes. Sankey, who was a Doak Walker Award finalist in 2013, ranked fourth nationally in rushing yards per game (143.8) that season and the Huskies rated 15th-best in the country in rushing offense. In 2012, Sankey was 19th in the NCAA with a 110.7 rushing yards per game mark and went on to play in the NFL with the Tennessee Titans.

In 2011, Washington ranked No. 7 in the nation in net punting and No. 21 in punt return defense. In 2010, his special teams featured school record-setting punter Kiel Rasp and in 2009, Nansen coached defensive end Daniel Te'o-Nesheim an NFL draftee who finished his career with a school-record 30 sacks.

Before coaching at Washington, Nansen spent five seasons from 2004-08 at Idaho, where he worked with the linebackers his first three years, defensive line the final two years and special teams each season.

He began his college coaching career as a graduate assistant at Louisville in 1999, working with the defensive line as the Cardinals earned a berth in the Humanitarian Bowl. His first full-time coaching job came in 2000 as the Montana State running backs coach and went on to coach three seasons (2001-03) at Idaho State, coaching cornerbacks and the secondary.

Nansen was a three-year letterman linebacker at Washington State and received his bachelor's degree in business administration in 1997. He and his wife, Hale, have three children – Makena Lei, Kealia Kei and Johnny Jr.

Johnny Nansen File

Hometown: Lailii, American Samoa
College: Washington State (1996)
Playing Experience: Long Beach (Calif.) Jordan HS, Washington State (1992-96)

Nansen's Coaching History

Years	School
2022-pres.	Arizona (Defensive coordinator/inside linebackers)
2020-21	UCLA (Defensive lineman)
2019	USC (Inside linebackers)
2016-18	USC (Linebackers/Assistant Head Coach)
2014-15	USC (RB/ST/AHC)
2012-13	Washington (RB/ST/AHC)
2009-11	Washington (Defensive line/special teams)
2007-08	Idaho (Defensive line/special teams)
2004-06	Idaho (Linebackers/Special teams)
2003	Idaho State (cornerbacks)
2001-02	Idaho State (cornerbacks)
2000	Montana State (Running backs)
1999	Louisville (Grad Assistant)
1998	Cabrillo HS (Defensive Coordinator) (DC)



BRENNAN CARROLL

Offensive Coordinator/Offensive Line
Year at Arizona: 3rd
Years in Coaching: 21st

Carroll enters his third season with Arizona in 2023 after being hired as the Wildcats offensive coordinator and offensive line coach by head coach Jedd Fisch on January 1, 2021. Carroll joined the Wildcats from the Seattle Seahawks where he spent the previous six seasons as running game coordinator and offensive line coach following a decade in the college ranks at USC and Miami.

In his second season with Arizona in 2022, the Wildcats averaged 461.9 yards of total offense per game to finish 22nd nationally. Arizona passed for 318.4 yards per game, representing the 8th ranked passing attack nationally. The Wildcats development and growth on offense was historical as quarterback Jayden de Laura threw for 3,685 yards and 25 touchdowns in 2022, which ranked sixth and third respectively in program history for a season.

Wide receiver Jacob Cowing finished his 2022 season with 85 catches for 1,034 yards, which were the third-most catches and the seventh-most yards in a season by a Wildcat. His 85 catches were the most by an Arizona wide out since Bobby Wade's 93-reception season in 2002.

Fellow receiver, Tetairoa McMillan, finished his freshman season with 39 catches for 702 yards and eight touchdowns. His 702 yards were the most ever by an Arizona freshman and his yardage and eight touchdown catches were tops among all FBS true freshmen during the regular season. McMillan and offensive lineman Jonah Savaiinaea made Arizona the only school with two honorees on 247 Sports Freshmen All-American team.

These notable individual accomplishments propelled Arizona's offense into becoming one of the most improved in the nation. Arizona went from the 124th in the nation in scoring offense in Fisch's first season to 48th in 2022. Similarly, Arizona rose to 22nd in the NCAA in total offense in 2022 after finishing 101st the year prior.

The Wildcats also rushed for the most yards in a game in the Territorial Cup victory (280 yds) since a 312-yard performance against Texas Tech in 2019, encapsulating a span of 48 games. Arizona had seven players selected to All-Pac-12 Performance awards with six named Honorable Mention.

In his first season at the helm of the Wildcats offense, Carroll helped guide wide receiver Stanley Berryhill III and offensive lineman Josh McCauley to All-Pac-12 honors. Berryhill, a long-time Wildcat, enjoyed a career year in Carroll's offense, hauling in a team-leading 83 receptions and 744 yards. McCauley anchored the Wildcats line, starting every game at center and earning the highest Pro Football Focus rating among Arizona's offensive linemen.

Carroll also played a key role in building Arizona's 2022 signing class that ranked second in the Pac-12, 22nd nationally, and included the first five-star signee in program history.

The Seahawks' offense was among the NFL's best during Carroll's time in Seattle. The team ranked among the top five in rushing in three different seasons, which includes being the top rushing offense in the NFL in 2018. Offensive players on Seattle's roster made 11 trips to the Pro Bowl during Carroll's tenure with the Seahawks, led by quarterback Russell Wilson's five trips to Hawai'i. The franchise posted an overall record of 61-33 in those six seasons with five playoff appearances.

The 41-year-old has strong coaching bloodlines as the oldest son of former USC, and current Seattle Seahawks head coach, Pete Carroll. Prior to his move to the NFL, Carroll spent four seasons coaching tight ends and wide receivers as well as handling recruiting coordinator duties for Miami under head coach Al Golden from 2011 to 2014. The Hurricanes had three recruiting classes ranked in the top 15 nationally during those seasons.

His coaching career began at USC where he spent the 2002 and 2003 seasons as a graduate assistant before being elevated to the Trojans' tight ends coach and recruiting coordinator for six seasons. Carroll coached elite tight ends for USC as the position coach, including 2007 Mackey Award winner Fred Davis as well as Dominique Byrd who was selected in the third round of the 2006 NFL Draft. While in Los Angeles, Carroll was on staff for eight total seasons as the Trojans won 91 games, won four Rose Bowls and defeated Oklahoma in the national championship game in the 2005 Orange Bowl.

Carroll played tight end in college at Pittsburgh after transferring from Delaware. He earned his bachelor's degree from Pittsburgh in 2001. Carroll and his wife, Amber, have three children.

Brennan Carroll File

Hometown: Saratoga, Calif.
College: Pittsburgh (2001)
Playing Experience: Pittsburgh, tight end, 1999-01
 Delaware, tight end, 1997

Carroll's Coaching History

Years	School
2021-present	Arizona (Offensive Coordinator/Offensive Line)
2015-20	Seattle Seahawks (Run Game Coordinator/OL)
2011-14	Miami (Recruiting Coordinator/TE & WR)
2004-09	USC (Recruiting Coordinator/Tight Ends)
2002-03	USC (Graduate Assistant)



JIMMIE DOUGHERTY

Passing Game Coordinator & QBs
Year at Arizona: 3rd
Years in Coaching: 22nd

Dougherty enters his third season with Arizona in 2023 after being hired as the Wildcats passing game coordinator and quarterbacks coach on January 4, 2021 by head coach Jedd Fisch. He arrived in Tucson following four seasons at UCLA as Passing Game Coordinator and Wide Receivers Coach. The Bruins' offense finished atop the Pac-12 in total offense in 2020 and second in scoring as a trio of UCLA offensive players earned second team all-conference honors.

During his first season in Tucson in 2021, Dougherty navigated numerous injuries at the quarterback position to produce a passing attack that averaged nearly 215 yards per game. Wide receiver Stanley Berryhill III set career-high marks in receptions (83) and receiving yards (744) en route to earning All-Pac-12 honors in Dougherty's passing game.

Dougherty also played a key role in building Arizona's 2022 signing class that ranked second in the Pac-12 (22nd nationally) and included the first five-star signee in program history.

Under his tutelage at UCLA, Kyle Phillips set the school record for most catches by a freshman in 2019. Dougherty has now coached four difference UCLA receivers to top single-season marks in program history, including Phillips, Jordan Lasley, Theo Howard and Darren Andrews. UCLA's receiving corps established a new school record for most passing yards in a season at 4,478 in 2017.

Prior to hit stint at UCLA, he served as an offensive analyst under Jim Harbaugh at Michigan in 2016 when the Wolverines boasted the 12th-best scoring offense in the nation at 41.0 points per game.

Dougherty spent three seasons, from 2013 to 2015, at San Jose State. During the 2013 and 2014 seasons, he served as the offensive coordinator and quarterbacks coach for the Spartans and was promoted to Assistant Head Coach in 2014. In 2013, he directed an offense that set 10 single-season team records and saw players establish more than 35 individual school marks. The Spartans were ranked sixth nationally in passing offense (355.9 yards per game), 15th in total offense (493.3) and averaged 32.4 points per game that season. Dougherty worked directly with quarterback David Fales, who went on to be an NFL draft selection of the Chicago Bears, on a passing game that gained more than 4,000 yards for the second season in a row.

In 2014, he coached quarterback Joe Gray, who tied a Mountain West record for consecutive games passing of at least 300 yards. In 2015, he transitioned to coach the wide receivers. The Spartans ranked eighth in the country in completion percentage (.675), 12th nationally in third down conversion percentage (.478) and 18th in the NCAA in red zone offense (.889) in 2013 as Dougherty received national accolades as a Broyles Award nominee as one of the top assistant coaches in NCAA Division I FBS Football.

Prior to coaching at San Jose State, Dougherty coached at Washington for four years from 2009-12 where he served as the wide receivers coach. In his last season at Washington, he added the title of passing game coordinator. Dougherty worked closely with Jermaine Kearse, who went on to become a starter on the Seahawks' Super Bowl XLVIII winning team and amassed over 3,000 yards in the NFL.

A quarterback at Missouri from 1997 to 2001, Dougherty began his coaching career as a defensive backs coach at Illinois Wesleyan during the 2002 and 2003 seasons. Dougherty earned his bachelor's degree in Interdisciplinary Studies from Missouri in 2002 and received his master's degree in Sport Management from Illinois State in 2004.

Jimmie and his wife, Harper, have two daughters, Collins and Ellie, and a son, Maverick.

Jimmie Dougherty File
Pronunciation: door-a-tee
Hometown: Peoria, Ill.
College: Missouri (2002)
Playing Experience: Missouri (QB), 1997-01

Dougherty's Coaching History

Years	School
2021-present	Arizona (Passing Game Coordinator & QBs)
2017-20	UCLA (Passing Game Coordinator & WRs)
2016	Michigan (Offensive Analyst)
2013-15	San Jose State (Assistant HC/OC/QBs)
2009-12	Washington (Passing Game Coordinator/WRs)
2004-08	San Diego (Passing Game Coordinator/QBs/TEs/WRs)
2002-03	Illinois Wesleyan (Defensive Backs)



CHUCK CECIL

Defensive Backs
Year at Arizona: 6th
Years in Coaching: 22nd

Former National Football League (NFL) defensive coordinator, Pro Bowl Safety, College Football Hall of Famer and Wildcat standout Chuck Cecil was appointed Defensive Backs Coach in December of 2020 following four seasons as a Senior Defensive Analyst and interim Defensive Coordinator. He enters his third season in this role in 2023.

During the 2021 season, Cecil's defensive backs held opposing offenses to just 190 yards passing per game, a mark that ranked second in the Pac-12 and 15th nationally. It marked the first time since 2005 that the Wildcats finished second or better in the conference in pass defense. Arizona held their opponents to fewer than 100 yards passing four times during the 2021 campaign.

Cecil also played a key role in building Arizona's 2022 signing class that ranked second in the Pac-12 (22nd nationally) and included the first five-star signee in program history.

Prior to joining the Wildcats, Cecil served as the senior defensive coach for the Los Angeles Rams (2015-2017). The Rams defense ranked in the top 10 of the NFL during the 2016 season. In 2012, Cecil shared in the Rams defensive coordinator responsibilities and served as the defensive backs coach. The defense improved from 26th (2011) to 14th (2012) while the secondary ranked second for the fewest passing touchdowns in the league in 2014.

In the 2010 and 2009 seasons, Cecil was the defensive coordinator for the Tennessee Titans. As the architect of a solid run and pressure-oriented defense, the defense finished the 2009 season ranked 11th overall in the NFL. Tennessee ranked eighth in the league in interceptions (20) and second in interceptions returned for touchdown (4). During his final three years, the Titans defense ranked third in the NFL in interceptions (62) behind only Green Bay and Baltimore.

A veteran secondary coach, Cecil taught and developed a defensive back core that grew into one of the finest secondary units in the league. During the 2008 season as the defensive back coach, three of the four players were invited to the Pro Bowl for the first time in their careers. It was the first time in NFL history that three players from the same secondary represented the team in the Pro Bowl. Overall, they snared 19 interceptions, which ranked second in the NFL. Prior, Cecil coached safeties and nickel backs.

A Pro Bowl Safety, Cecil played seven years in the NFL. Selected by the Green Bay Packers in 1988, Cecil was known as a ferocious player and was featured on the 1993 cover of Sports Illustrated with the title "Is Chuck Cecil Too Vicious for the NFL?" Cecil played seven years in the NFL. The Green Bay Packers (1988-92), Phoenix Cardinals (1993), and Houston Oilers (1995) during which he notched 461 tackles, 16 interceptions, and one touchdown.

One of the most accomplished and decorated players in Arizona Football history, Cecil played for the Wildcats from 1984-87 under head coaches Larry Smith and Dick Tomey. During his collegiate career in Tucson, Cecil tallied 392 total tackles, 21 interceptions, and 38 passes defended. He was inducted into the College Football Hall of Fame in 2009. His 106-yard interception return in the 1986 Territorial Cup still stands as the longest interception return in program history and he remains in the program's top 10 career leaderboards in tackles, interceptions, and pass breakups.

Cecil is married to Carrie Gerlach Cecil, a native Arizonan who has established a successful communications career creating literary, television, film, online, business and live content. The couple met in their time at UA and have one daughter, Charli (15) as well as two dogs. They are heavily involved in community service, including hosting the Cecil Family Golden Hour Golf Classic for the UMC Level One Trauma Center in Tucson, Arizona and raise monies for Eve's Angels, and Ordinary Hero, among other organizations.

Chuck Cecil File
Hometown: Red Bluff, Calif.
College: Arizona (1987)
Playing Experience: Arizona, 1987; NFL, 1988-95

Cecil's Coaching History

Years	School/Team
2021-present	Arizona (Defensive Backs)
2019	Arizona (Interim Defensive Coordinator, Safeties)
2018-20	Arizona (Senior Defensive Analyst)
2015-17	Los Angeles Rams (Senior Defensive Assistant)
2013-14	St. Louis Rams (Defensive Backs)
2012	St. Louis Rams (Co-Defensive Coordinator/DBs)
2009-10	Tennessee Titans (Defensive Coordinator)
2007-08	Tennessee Titans (Defensive Backs)
2004-06	Tennessee Titans (Safeties & Nickel Backs)
2001-03	Tennessee Titans (Defensive Assistant/Quality Control)



KEVIN CUMMINGS

Wide Receivers
Year at Arizona: 3rd
Years in Coaching: 10th

Kevin Cummings enters his third season with the Wildcats in 2023 after joining head coach Jedd Fisch's staff as wide receivers coach in January 2021. He came to Arizona following four seasons at San Jose State in the same capacity.

In 2022, the Arizona Wildcats wide receivers had breakout seasons led by transfer Jacob Cowing who recorded 85 receptions marking the third-most in a single season in program history. Cowing also was one of two receivers to top 1,000 receiving yards (1,034). It marked the first time in program history that the Arizona Wildcats had two receivers surpass the 1,000 receiving yard mark in a single season. WR Dorian Singer led the team with 1,105 receiving yards, marking a career high and he was third on the team in receiving touchdowns (6).

Fellow receiver, Tetairoa McMillan, finished his freshman season with 39 catches for 702 yards and eight touchdowns. His 702 yards were the most ever by an Arizona freshman and his yardage and eight touchdown catches were tops among all FBS true freshmen during the regular season.

Arizona was 6th in the nation in passing offense averaging 318.4 passing yards per game and finished 21st in total offense with 461.9 total yards per game. The Wildcats featured the 48th-best scoring offense nationally, averaging 30.8 points per game.

These notable individual accomplishments propelled Arizona's offense into becoming one of the most improved in the nation. Arizona went from the 124th in the nation in scoring offense in 2021 to 48th (30.8 ppg) in 2022. Similarly, Arizona rose to 21st in the NCAA in total offense in 2022 after finishing 101st the year prior.

Arizona had seven players selected to All-Pac-12 Performance awards with six named Honorable Mention following the 2022 season. Singer earned All-Pac-12 Second Team and Cowing earned Honorable Mention.

In his first season leading the Wildcats wideouts in 2021, Cummings produced three receivers that hauled in 20+ receptions. The group was led by standout Stanley Berryhill III, who led the team in receptions (83) and yards (744) while earning All-Pac-12 honors. Wide receivers BJ Casteel (33) and Boobie Curry (21) also pulled in 20+ catches while the later led the group with three scoring grabs.

Cummings also played a key role in building Arizona's 2022 signing class that ranked second in the Pac-12 (22nd nationally) and included the first five-star signee in program history.

The Spartans finished the 2020 season with a mark of 7-1 while ranking in the top three of the Mountain West in total offense and passing. SJSU's offense placed wide out Bailey Gaither on the All-MW First Team as Tre Walker represented the Spartans' receiving core on the MW's All-Conference Second Team.

Spartan wide receivers were productive during the 2019 season as well under Cummings' guidance, accounting for 216 receptions and 17 touchdowns. Tre Walker was a First Team All-MW selection in 2019 and a member of the Biletnikoff Award watch list. SJSU's receivers helped propel the team to the top passing attack in the conference for the year.

Prior to his arrival in San Jose, Cummings spent three seasons as a quality control coach on the Oregon State coaching staff where he played as a wideout for the Beavers from 2011 to 2013.

Cummings was a three-year fixture in the slot for OSU in his 33 career games played. He finished his career with 52 catches for 627 yards and four touchdowns as the Beavers played in back-to-back bowls in 2012 and 2013.

After graduating from Oregon State in 2014 with a degree in Business Entrepreneurship, Cummings spent the 2014 season playing professionally with the Edmonton Eskimos and Ottawa Redblacks of the Canadian Football League.

Cummings is a Los Angeles native who was an all-league performer for Crespi High School. He and his wife, Nellie, have a daughter, Malia.

Kevin Cummings File
Hometown: Los Angeles, Calif.
College: Oregon State (2014)
Playing Experience: Oregon State (2011-13)

Cummings' Coaching History

Years	School
2021-present	Arizona (Wide Receivers)
2017-20	San Jose State (Wide Receivers)
2014-2016	Oregon State (Quality control)



SCOTTIE GRAHAM

Running Backs
Year at Arizona: 3rd
Years in Coaching: 3rd

Former Ohio State Football captain and NFL running back Scottie Graham joined Jedd Fisch's coaching staff as running backs coach on January 4, 2021. He enters his third season with the Wildcats in 2023.

In 2022, the Wildcats saw three different running backs rush for over 60 attempts including senior Michael Wiley gaining a career-high 771 yards on a career-high 113 attempts for a team-leading eight rushing touchdowns (Career best). Arizona tailbacks did not fumble during 263 total carries. It marked the first time since 2015 that an Arizona tailback did not fumble.

The Wildcats also rushed for the most yards in a game in the Territorial Cup victory (280 yds) since a 312-yard performance against Texas Tech in 2019, encapsulating a span of 48 games. Wiley rushed for 214 yards and three touchdowns marking the second-most rushing yards in Territorial Cup history, behind only Trung Canidate who gained 288 yards on the ground against ASU on Nov. 27, 1998. He also tied for the most rushing touchdowns in Territorial Cup history with three. (Canidate in 1998, Wilson in 2014, and Grand in 2016)

Following the 2022 season, Arizona had seven players selected to All-Pac-12 Performance awards with six named Honorable Mention including running back Michael Wiley. Wiley's 2022 season was fourth in Arizona history in rushing yards per attempt (6.8) and he rushed for the 15th most total yards in a single season in program history. His eight rushing touchdowns tied for the 12th most in a single season in Arizona football history. Wiley averaged 70.1 yards per game which was 14th in a single-season in program history.

Five back earned 60+ attempts during Graham's first season leading the unit in 2021, highlighted by Drake Anderson's team-best 384 yards on 87 carries. Michael Wiley was also a major contributor under Graham's tutelage, going for two scores and 302 yards on 91 totes. It was Wiley's 10-yard scoring scamper against Cal that secured the Wildcats first victory of the Jedd Fisch era.

Graham played a key role in building Arizona's 2022 signing class that ranked second in the Pac-12 (22nd nationally) and included the first five-star signee in program history.

In addition to a decorated playing career, Graham has extensive player development experience at the collegiate and NFL levels as Senior Associate A.D. for Student-Athlete Development and Welfare at Arizona State as well as key leadership positions with the NFL Players Association. He has spent the last six years at Arizona State as the lead administrator for student-athlete development and welfare while also supporting the academic and operational missions of a variety of Sun Devil programs.

Prior to his arrival in Tempe, Graham spent sixteen years with the NFLPA. His tenure with the league began in 1998 as Regional Director before advancing to Director of Player Engagement in 2010. Graham's duties and accomplishments with the Player's Association reached across the organization. He worked with current and former players, as well as key stakeholders, on a wide range of matters, including multimedia rights, marketing, licensing and sponsorships among others. The two-time Ohio State graduate also played a pivotal role in the ratification of the NFL's \$47.1 billion Collective Bargaining Agreement in 2006 while enhancing player benefits and raising money for Native Vision Life Skills Camp charity for Native American children in the Southwest.

Graham assisted in the organization and management of prominent events, which included the NFL Draft Combine, Rookie Symposium, Board of Player Representative Meetings and Former Players Convention among others.

With a NFL career of six seasons, Graham made his rookie debut with the New York Jets during the 1992 season before spending four years with the Minnesota Vikings. The running back broke a Vikings' record for rushing yards in consecutive games with 166 yards versus the Kansas City before rushing for 139 against the Packers in 1993. Graham rushed for 1,267 yards in the NFL without recording a fumble in his six seasons and received the Ed Block Courage Award in 1996.

The Long Beach, New York native was a high school All-American in football, wrestling and lacrosse before becoming a three-year starter at running back for Ohio State. Voted a captain in his senior season, Graham ran for 1,768 yards and 19 touchdowns for the Buckeyes from 1988 to 1991.

Graham holds a pair of degrees from Ohio State, graduated with a Bachelor's in Education and Sport Leadership in 1991 before earning his Master's degree in Black Studies in 1996. He and his wife, Mary, have two children, Mylek and Marika.

Scottie Graham File
Hometown: Long Beach, N.Y.
College: Ohio State (1991)
Playing Experience: Ohio State (1998-91)
 NFL (1992-97)

Graham's Coaching History

Years	School
2021-present	Arizona (Running Backs)



RICKY HUNLEY

Defensive Line

Year at Arizona: 3rd

Years in Coaching: 24th

Ricky Hunley was hired by head coach Jedd Fisch to serve as the Wildcats defensive line coach on December 31, 2020. Hunley, who was inducted into the College Football Hall of Fame in 1998, brings over two decades of college and NFL coaching experience to his new role in Tucson.

Hunley played linebacker for the Wildcats from 1980-83, during which time he was a two-time consensus All-American, three-time First Team All-Pac-10 Conference selection, and the 1983 Pac-10 Co-Defensive Player of the Year. During his time in Tucson, Hunley tallied 566 tackles, a mark that to this day stands as the best career mark in program history. Hunley also hauled in 12 interceptions from the linebacker spot during his career, tied for 10th most in school history.

In 1998 Hunley was elected into the College Football Hall of Fame, making him the first player in Arizona Football history to earn the prestigious honor.

Hunley's previous coaching stop saw him leading the Memphis Tigers defensive line from 2014 to 2015. Under his guidance the 2014 Tigers ranked third in the American Athletic Conference in rushing defense while the 2015 squad ranked fourth in the conference with 26 sacks in 13 games.

His time in Memphis was preceded by 10 seasons in the professional coaching ranks, including time with the NFL's Oakland Raiders (linebackers, 2011), Cincinnati Bengals (linebackers, 2003-07), and Washington Redskins (defensive line, 2002) in addition to three years with the United Football League's California Redwoods/Sacramento Mountain Lions (defensive coordinator, 2009-11).

Hunley began his coaching journey as a graduate assistant at USC from 1992-93 under head coaches Larry Smith and John Robinson. He then spent seven years in the Big Eight/12 at Missouri coaching the defensive line and linebackers while earning the designation of associate head coach for his final three years with the Tigers. Hunley also spent one year coaching defensive line at Florida in 2001.

Ricky and his wife, Camille, have two daughters.

Ricky Hunley File

Hometown: Petersburg, Va.

College: Arizona (1983)

Playing Experience: Ohio State (1980-83)
NFL (1984-90)

Hunley's Coaching History

Years	School
2021-present	Arizona (Running Backs)
2014-15	Memphis (Defensive Line)
2011	Oakland Raiders (Linebackers)
2009-11	California Redwoods/Sacramento Mountain Lions (DC)
2003-07	Cincinnati Bengals (Linebackers)
2002	Washington Redskins (Defensive Line)
2001	Florida (Defensive Line)
1994-00	Missouri (Associate Head Coach/LBs/DL)
1992-93	USC (Graduate Assistant)



JASON KAUFUSI

Defensive Ends & Outside Linebackers

Year at Arizona: 2nd

Years in Coaching: 15th

Kaufusi came from UCLA where he was the outside linebackers coach for three seasons from 2019-21.

During the 2022 season, the Wildcats forced 16 turnovers marking an improvement of 10 turnovers from 2021 helping Arizona to a win improvement of four games. It marked the third largest win improvement in program history jumping from 1-11 in 2021 to 5-7 in 2022. Arizona landed former five-star linebacker Justin Flowe (Oregon) during the early signing period for the 2023 recruiting class. Kaufusi helped the Wildcats secure 16 defensive signees on early signing day to add depth and talent to the defense.

In 2021, Kaufusi coached alongside Arizona defensive coordinator Johnny Nansen and helped the UCLA defense rank second in the Pac-12 in sacks per game (2.2) and rushing defense (124.2) while also finishing 21st in the nation in 4th-down pct. defense (40%). UCLA's rushing defense ranked 26th nationally.

In the 2020 campaign, UCLA ranked eighth in the nation and led the Pac-12 in sacks per game (3.29) as the defensive unit surrendered just shy of 50 yards per contest less than 2019. Opponents averaged 3.6 yards per carry vs. the Bruins in 2020, which was a Pac-12 low.

In his first season with the Bruins, he coached Josh Woods who put up career-high numbers across the board in tackles, sacks and tackles for loss and was named a second-team all-conference selection by Associated Press. Woods led the defense in sacks (4.5) as the team upped its quarterback sack totals from 11 to 26 in one season. The outside linebacker group produced 17.0 tackles for loss and 8.5 sacks.

Prior to his time at UCLA, Kaufusi spent two seasons at Nevada in 2017 and 2018 where he coached the defensive line. In 2018, Nevada played in a bowl game for the first time in three seasons and he coached Corey Rush, who was named first-team All-Mountain West while ranking second in the league in tackles for loss per game (1.3). In his first season at Nevada, the Wolf Pack defensive line combined for 15.5 of the team's 23 sacks on the season.

In 2016, Kaufusi served as the team's defensive coordinator at Weber State, where he helped the Wildcats advance to the FCS playoffs for the first time in seven years. Under Kaufusi's leadership, the Wildcats led the Big Sky in passing defense in 2016, allowing just 193.5 yards per game. The Wildcats also had five players on defense earn Big Sky All-Conference honors. In 2014 and 2015, Kaufusi coached defensive ends and helped the 2015 unit lead the Big Sky in total defense. In 2010 and 2011, Kaufusi was on the Weber State coaching staff as an assistant coach in charge of the defensive ends.

Kaufusi spent time as an administrative assistant at his alma mater, Utah, under Kyle Whittingham in 2009 where he assisted with the cornerbacks. That season, the Utah secondary ranked 14th in the nation in pass defense while the defense was ranked 19th nationally.

He began his coaching career as an assistant at Cottonwood High School in Salt Lake City from 2004-07. He was in charge of the defensive line for the Colts and oversaw academics and assisted with strength and conditioning for the team.

Kaufusi signed to play football at Utah in February 1997, but left to serve a LDS Church mission to Panama before beginning his collegiate career. He joined the Utes for the 2000 season under head coach Ron McBride and then defensive coordinator Kyle Whittingham and was voted the Co-Mountain West Freshman of the Year after totaling 63 tackles. He also earned honorable mention all-conference honors with eight sacks and started nine games. Kaufusi went on to earn first-team All-Mountain West honors in both 2001 and 2002. As a senior in 2003, he was a pre-season All-America candidate and on the watch lists for the Bronco Nagurski Trophy and Outland Trophy awards, but an injury sidelined him for the season.

A native of Salt Lake City, Kaufusi attended East High School where he was named the 1996 Utah 4A Player of the Year and led the Leopards to a 13-0 record and the Class 4A state title. He recorded 16 quarterback sacks and caught 17 passes for 327 yards while playing tight end.

Jason was the fourth Kaufusi to play at the University of Utah, following the steps of his brothers Doug, Henry and Jeff. He is the father of three daughters, Taliana, Malia and Kimari, and a son, Ammon.

Jason Kaufusi File

Hometown: Salt Lake City, Utah

College: Utah (2003)

Playing Experience: Utah (2000-03)

Kaufusi's Coaching History

Years	School
2022-present	Arizona (Defensive Ends, Outside Linebackers)
2019-21	UCLA (Outside Linebackers)
2017-18	Nevada (Defensive Line)
2016	Weber State (Defensive Ends)
2014-15	Weber State (Defensive Ends)
2012-13	BYU (Grad Assistant)
2010-11	Weber State (Defensive Ends)
2009	Utah (Cornerbacks)
2004-08	Cottonwood HS (Defensive Line/strength coach)



JORDAN PAOPAO

Tight Ends / Special Teams

Year at Arizona: 3rd

Years in Coaching: 16th

Jordan Paopao, who has spent nearly a decade coaching in the Pac-12 Conference, was named Arizona's tight ends coach on January 4, 2021. He enters his third season with the Wildcats in 2023. Prior to joining Arizona in the winter of 2021, Paopao spent the 2020 season as special teams coordinator and tight ends coach at UNLV after nearly a decade on staff with the Washington Huskies.

In 2022, he helped Tanner McLachlan produce one of the top performances in a single season by an Arizona tight end in program history. McLachlan was fourth on the team in receiving yards (456), a mark that is second all-time among tight ends in Arizona football history. He also made 33 catches, a mark that is second among tight ends in program history. McLachlan finished 12th nationally in receiving yards, 13th in yards per game (39.2), and 14th nationally in receptions (33) among the nation's tight ends. His total yard output trailed only Rob Gronkowski's 672 receiving yards in 2008.

Paopao's tenure in Seattle began as a graduate assistant, working with the tight ends, during the 2011 and 2012 seasons. His elevation to the full-time assistant coach with the tight ends, prior to the 2013 season, began a seven-year run of heralded positional and team successes. Austin Seferian-Jenkins, a second-round selection in the 2014 NFL Draft, would leave the program holding nearly every season and career record by a tight end in school history, which included career receptions, career yards, career touchdowns, single-season receptions and single-season yards. Seferian-Jenkins was the 2013 Mackey Award winner as the nation's best tight end while also earning Third Team AP All-American and Second Team All-Pac-12 honors in his final season on Montlake.

Three Husky tight ends under Paopao's tutelage would be drafted during time in Seattle; Austin Seferian-Jenkins (Second Round) in 2014, Will Dissly (Fourth Round) in 2018 and Drew Sample (Second Round) in 2019. The position group played a key part in UW leading the Pac-12 in total yards in 2016 and finishing second in 2018 and 2013. The Huskies would also finish in the top three in the conference in points per game on three separate occasions during Paopao's tenure. He was a part of Washington staffs that won 78 games, a pair of Pac-12 championships and played in nine bowl games.

Paopao spent the 2010 season as Running Game Coordinator and Offensive Line Coach at Azusa Pacific after two seasons as Recruiting Assistant under Jim Harbaugh at Stanford.

After a standout prep career at El Camino High in Oceanside, California, Paopao played at University of San Diego under Jim Harbaugh. A three-time Mid-Major All-American and All-Pioneer Selection for the Toreros at center. He graduated with a bachelor's degree from USD in 2008. Paopao is the son of former UCLA football standout Tony Paopao and nephew of CFL quarterback Joe Paopao. He and his wife, Kristin, have one son, Jordan Jr.

Jordan Paopao File

Hometown: Oceanside, Calif.

College: San Diego (2008)

Playing Experience: San Diego, 2005-08

Paopao's Coaching History

Years	School/Team
2021-present	Arizona (Tight Ends)
2020	UNLV (Special Teams Coordinator & Tight Ends)
2013-19	Washington (Tight Ends)
2011-12	Washington (Graduate Assistant)
2010	Azusa Pacific (Run Game Coordinator/Recruiting Coordinator/OL)
2008-09	Stanford (Recruiting Assistant)



JOHN RICHARDSON

Cornerbacks

Year at Arizona: 1st

Years in Coaching: 13th

John Richardson joins the Arizona Football Coaching staff as Cornerbacks Coach after spending two seasons with Washington State in the same role as well as serving as the recruiting coordinator and Assistant Head Coach.

In his first season in Pullman, the Washington State defense produced four All-Pac-12 Conference selections including cornerback Jaylen Watson, who earned honorable mention and saw the Cougars lead the league with eight forced fumbles in a shortened 2020 season.

Richardson, who owns 12 years of college coaching experience, arrived at Washington State after spending the previous six seasons as the cornerbacks coach for the University of Wyoming. Richardson helped the 2019 Cowboys finish sixth in the country in red zone defense, No. 11 in the country in rush defense (107.1) and scoring defense (17.8), No. 40 in tackles-for-loss (83) and No. 43 in total defense. Senior cornerback Tyler Hall capped his career earning All-Mountain West Conference honorable mention for the second straight season.

In 2018, Wyoming's defense was among the best in the nation, finishing the season No. 19 in total defense (326.2), No. 25 in rushing defense (129.5), No. 28 in scoring defense (22.0) and No. 32 in pass defense (196.7). Hall earned All-MWC Honorable Mention as a junior in 2018.

The 2017 Cowboy defense became one of the best groups in the country as they led the country in takeaways (38), ranked ninth in scoring defense (17.5), were first in fumbles recovered (18), second in interceptions (20), eighth in defensive touchdowns scored (4), No. 13 in pass defense (174.9) and No. 23 in total defense (335.2). Richardson coached second-team All-Mountain West cornerback Rico Gafford who went on to play in the NFLPA Collegiate Bowl and signed a free-agent contract with the Tennessee Titans.

As a unit, the 2016 Cowboy defense ranked first in the country with five defensive touchdowns, No. 10 with 25 takeaways, No. 15 with 12 fumble recoveries, No. 22 with 15 interceptions including five from Richardson's cornerbacks. In 2015, Richardson coached a Wyoming defense that ranked No. 26 in the nation in fewest passing yards allowed (196.9).

Prior to coming to Wyoming, Richardson coached the North Dakota State cornerbacks in 2012-13. He was a member of the NDSU staff from 2009-13, spending the 2009-10 seasons as a student assistant before becoming a graduate assistant coach in 2011. During his time on the NDSU coaching staff, the Bison won three consecutive national titles in 2011-13.

From 2011-13, Richardson helped NDSU to a 43-2 (.956) overall record and a 22-2 (.917) Missouri Valley Football Conference (MVFC) mark on way to its three consecutive FCS national titles. The 2013 NDSU squad became the first undefeated (15-0) FCS National Champion since Marshall went 15-0 to win the 1996 title. NDSU extended its winning streak to 24 consecutive games with the 2013 FCS Championship, tying both the FCS and NDSU records for consecutive victories.

As a coach at North Dakota State (2011-13), Richardson helped the Bison lead the nation in scoring defense for three consecutive seasons, holding opponents to only 12.7 ppg in 2011, 11.5 ppg in 2012 and only 11.3 ppg in 2013.

The 2013 Bison defense also ranked third in the FCS in total defense (255.9); second in the nation in pass efficiency defense (97.5), third in rushing defense (91.3) and eighth in passing yards allowed (164.6). In addition to leading the nation in scoring defense in 2012, NDSU led the country in total defense (234.5), allowed the fewest first downs (12.6), ranked second in pass defense (140.6) and fourth in rushing defense (93.9).

In 2012-13, Richardson coached Consensus First Team All-America cornerback Marcus Williams. Williams signed a free-agent contract with the Houston Texans following the 2014 NFL Draft and defensive back Bryan Shepherd also signed as a free agent with the Washington Redskins following the 2014 NFL Draft.

Richardson was a two-year starter at cornerback for NDSU (2007-08) where he made 85 tackles over his two-year career, 19 pass breakups, two interceptions and two fumble recoveries. He began his college career in his home state of California at Mt. San Antonio Community College.



DUANE AKINA

Senior Defensive Assistant/Secondary

Year at Arizona: 1st (15th overall season)

Years in Coaching: 42

Duane Akina returns to the Arizona Football program as a Senior Defensive Assistant in charge of the secondary. Akina has over 42 years of coaching experience in college and professional football.

Akina coached at the UA during the celebrated "Desert Swarm" era under Dick Tomey from 1987-2000; Akina also coached Arizona's defensive backs in 2011 under Mike Stoops and interim head coach Tim Kish.

Akina is the latest member of Fisch's staff with ties to previous regimes at Arizona, joining safeties coach Chuck Cecil, defensive line coach Ricky Hunley, high school relations coordinator Brandon Sanders, and advisor Tedy Bruschi.

As the secondary coach at Arizona, Akina helped guide the Wildcats' "Desert Swarm" defensive attack, one of the nation's most aggressive and productive groups. His prize pupils were Darryll Lewis, the 1990 Jim Thorpe Award winner, and Chris McAlister, a finalist for the Thorpe Award and winner of the Mosi Tatupu National Special Teams Player of the Year award in 1998. Lewis was a Pro Bowler for the San Diego Chargers and played 10 seasons in the NFL. McAlister, meanwhile, earned a spot in the 2004 Pro Bowl and was a member of the 2000 Super Bowl Champion Baltimore Ravens.

During his time as offensive coordinator, Akina guided some of the Wildcats' most productive offenses. In 1994, he helped develop the UA offense into a unit that recorded more than 200 yards passing per game. Arizona's offense registered 2,211 passing yards and 1,776 rushing yards that season, which marked the first time in a decade that the team had registered more yards passing than rushing. In 1995, Akina directed the Wildcats' passing attack to 204.3 yards per game, which at the time, ranked fifth on the school's all-time list.

Before Akina's 14-year career at Arizona, he spent five seasons as a defensive assistant under legendary Head Coach Dick Tomey at Hawaii, followed by one season with the CFL's Calgary Stampeders.

Akina has coached three Thorpe Award winners, six Thorpe finalists and 41 defensive backs who have played in the NFL -- including seven Pro Bowlers, nine Super Bowl participants and 12 All-Americans. Akina has coached in 26 bowl games.

In his first stint at Arizona, Akina held multiple roles, including defensive backs coach, associate head coach, defensive coordinator, and offensive coordinator. Following the 2000 season, Akina had a similar role under Mack Brown at Texas. Most recently, Akina worked for David Shaw as Stanford's defensive backs coach from 2014 to this past season.

Stanford (2014-22)

At Stanford (2014-22), Coach Akina mentored multiple All-Pac-12 honorees including Kyu Blue Kelly who earned second team honors with 13 pass defenses, including two interceptions in 2021. Two Cardinal defensive backs earned honorable mention All-Pac-12 in Malik Antoine and sophomore cornerback Kelly in 2020.

Stanford cornerback Paulson Adebo, a 2021 third-round pick of the New Orleans Saints, joined a long lineage of defensive backs mentored by Akina to be selected in the NFL Draft.

For much of the 2019 season, Akina's group dealt with injuries, as eight different defensive backs each started at least three games, including freshmen CB Kyu Blu Kelly (nine starts) and NB Jonathan McGill (six starts). Preseason All-American and first team All-Pac-12 performer Paulson Adebo finished third nationally in passes defended per game (1.4), but missed the final three games of the season. Adebo's 38 passes defended over the last two seasons are the most by a single player in a two-year stretch in program history.

In 2018, Akina's secondary was led by the All-American Adebo, who led the nation with a school record 24 passes defended as a sophomore in 2018.

All-American safety Justin Reid was a third-round NFL Draft selection by the Houston Texans in 2018 and was a pivotal part of a Cardinal defense in 2017 that ranked 12th nationally in passes intercepted (18) and ninth in turnovers (28). Reid was one of three All-Pac-12 defensive backs, joining Quenton Meeks and Brandon Simmons.

In 2016, the secondary included two fifth-year senior safeties who provided the cornerstone of a deep and athletic unit. All-Pac-12 honorable mention safety Dallas Lloyd accounted for a team-high five of Stanford's 14 interceptions, including a pair to help secure Stanford's Sun Bowl win over North Carolina. Lloyd's total ranked 13th nationally and second among Pac-12 defenders. He was joined on the All-Pac-12 team by honorable mention selections Quenton Meeks and Justin Reid.

The Cardinal led the Pac-12 and ranked eighth nationally with four defensive touchdowns in 2016 and returned three picks for scores. Stanford also finished 25th nationally in team passing efficiency defense (117.75), a figure that was good for fourth among conference teams.

Anchored by All-Pac-12 second team defensive back Ronnie Harris, Akina's secondary in 2015 included starting safeties Kodi Whitfield and Lloyd, who each transitioned from offense. The Cardinal posted the league's fifth-best passing efficiency defense (123.96) and third-best total defense (368.3). Stanford's secondary allowed only 6.76 yards/pass attempt while picking off eight, led by Meeks' team-best three interceptions. Meeks added a pick-six in the Rose Bowl win over Iowa.

The Cardinal tied for fifth in the Pac-12 in pass breakups (51).

In Akina's first season in 2014, Stanford finished second nationally in scoring defense and eighth in passing defense. The Cardinal allowed only one passing score in nine games, including a stretch of five with zero. Stanford forced the same number of interceptions as passing touchdowns allowed (12).

Strong safety Jordan Richards led the Cardinal with three interceptions and forced three fumbles, and was awarded the 2014 National Football Foundation's Scholar-Athlete Award. Richards was a first team All-Pac-12 selection and finished his career with nine interceptions.

University of Texas (2001-2013)

Akina coached with the University of Texas from 2001 to 2013 with the University of Texas. In 2003, the Longhorns ranked ninth nationally in pass defense (177.3 ypg) and third in completion percentage allowed (47.2). CB?Nathan Vasher was a Thorpe Award semifinalist, earned first-team All-Big 12 honors and tied the oldest-standing mark on the UT record book with his 17th career INT. He also broke the UT record for career pass breakups with 64.

After being named co-defensive coordinator in 2004, Akina helped guide a defense that finished 18th in scoring defense (17.9), 16th in rushing defense (107.4), 32nd in turnover margin (+5) and 23rd in total defense (320.1) in the country.

Under Akina's direction, Huff became a member of the Jim Thorpe Award watch list and three of the four starters in the secondary were named to All-Big 12 teams.

The pattern continued in 2005 as Akina led a defense and secondary that ranked fourth nationally in pass efficiency defense (96.7), eighth in pass defense (172.0 ypg), eighth in scoring defense (16.4 ypg) and 10th in total defense (302.9 ypg). Akina also mentored Huff as Texas' first-ever Jim Thorpe Award winner and produced three All-Big 12 performers out of the secondary.

Despite losing two players who wound up starting for their NFL teams in Huff (Raiders) and Cedric Griffin (Vikings), Akina continued to show his ability to develop great talent in 2006. He helped Aaron Ross become Texas' second consecutive Thorpe Award winner, while also earning various publication's Big 12 Defensive Player of the Year. Safety Michael Griffin also capped his outstanding career with All-America honors.

The duo of Michael Griffin and Ross went on to be drafted back-to-back in the first round, 19th by the Titans and 20th by the Giants, respectively. Both earned starting positions with Ross and the Giants advancing to the Super Bowl. Tarell Brown was the third DB drafted that year (UT first since 1984), as he was chosen in the fifth round by the 49ers.

In 2007, Akina guided a Texas defense that was sixth-best in the nation against the run (93.4 ypg). Safety Marcus Griffin earned first-team All-Big 12 honors and was named first-team All-America by ESPN.com.

Akina returned his full focus to the defensive backs in 2008. With only one returning starter in CB Ryan Palmer, Akina guided the emergence of two freshmen at the starting safety positions. By season's end, Earl Thomas was named first-team Freshman All-America by the Football Writers Association of America, Sporting News and College Football News, while Blake Gideon earned second-team honors from College Football News. Palmer earned second-team All-Big 12 honors, and the unit helped Texas rank second in the Big 12 in pass efficiency defense.

In 2009, Akina guided a secondary that helped the defense lead the nation in interceptions (25), rank 10th in pass efficiency defense and 19th in passing yards allowed. It also featured the Longhorns' third Thorpe Award finalist in five years in consensus All-America honoree S Earl Thomas, who led the nation in passes defended and tied for second in interceptions with a UT record eight. Thomas also tied the UT single-season record with two INT returned for TDs.

During the 2010 season, the Longhorns ranked sixth in the nation in both pass defense (161.6 ypg) and total defense (300.2 ypg). Cornerbacks Curtis Brown and Aaron Williams both earned second-team All-Big 12 honors, while S Blake Gideon was tabbed honorable mention All-Big 12. Three defensive backs from last year's team - Williams, Brown and CB Chykie Brown - were selected in the 2011 NFL Draft in the second, third and fifth rounds, respectively.

In 2011, Akina's group once again helped Texas lead the Big 12 in pass defense, holding teams to 209.9 yards per game, while also leading the Big 12 and ranking 10th nationally in pass efficiency defense. The secondary featured two successful young cornerbacks as sophomore Carrington Byndom and true freshman Quandre Diggs tied for 12th in the NCAA in passes defended. Diggs earned Big 12 Freshman Defensive Player of the Year and CBSSports.com Freshman All-America honors while also recording four interceptions and two caused fumbles. Junior Kenny Vaccaro was a first team All-Big 12 selection as well with Akina's guidance, while senior S Blake Gideon completed his career starting all 52 games in which Texas played in his career. Gideon and S Christian Scott both signed free agent contracts in the NFL.

Akina again guided Vaccaro to first-team All-Big 12 honors in 2012 for a defense that had 15 interceptions and 35 pass breakups. The unit allowed just 212.0 passing yards per game despite facing five of the nation's top 10 passing offenses. Vaccaro was then a first-round pick of the Saints.

Akina joined the UT program after spending the previous 14 seasons at Arizona, where he served as the associate head coach and was tabbed defensive coordinator in December 2000. During his tenure at Arizona, he was a versatile coach who worked with both sides of the ball. Akina spent his final five seasons as defensive backs coach and nine of his 14 seasons working with the Wildcats' secondary. He also was UA's offensive coordinator from 1992-95.

Akina joined the University of Arizona staff in January 1987 after spending a season as defensive backs coach with the Calgary Stampeders of the Canadian Football League. Prior to that, he spent five years as an assistant coach at the University of Hawaii. Akina coached the defensive backs in 1981-82 and '84-85 and tutored the outside linebackers in 1983 at UH.

A native of Honolulu, Akina is a 1979 graduate of the University of Washington. He earned three letters as a quarterback, and upon completing his eligibility, he served as a graduate assistant coach at UW. Akina worked with the Huskies' quarterbacks in 1979-80.

Hawaii's Prep Athlete of the Year at Honolulu's Punahou High School in 1974-75, he was a three-time all-league selection as a quarterback in football and a guard in basketball.

Akina and his wife, Donna, have five children, Kainoa, Keoni, Dionicia, Alli and Kamalii. Kainoa has a wife, Daya.



TYLER OWENS

Director of Strength and Conditioning
Year at Arizona: 3rd

Owens joined the Wildcats in January of 2021 from Alabama where was a part of five national championships as a strength coach and linebacker for the Crimson Tide.

Owens joined Coach Nick Saban's staff as assistant strength and conditioning coach prior to the 2015 season as Alabama won three national championships and four SEC titles while amassing an immaculate record of 79-6. During his time on the strength staff, Owens helped train 48 NFL draft picks and a pair of Heisman Trophy winners.

He played for and worked under longtime Alabama strength coach Scott Cochran who added him to the strength staff after graduating from Alabama. During his time with Cochran and current Crimson Tide head strength coach David Ballou, Owens was responsible for coaching, instruction and facilitation of training and assisting with the operation of the fourth quarter conditioning program among other duties.

Owens was a linebacker at Alabama from 2011 to 2014 as the Crimson Tide captured a pair of national championships and two SEC titles. The Nick Saban-led teams would post a record of 48-6 with Owens on the roster.

A native of Clay, Alabama, Owens played his prep football at Clay-Chalkville High School and graduated from Alabama with a degree in Kinesiology and Exercise Science.



TEDY BRUSCHI

Senior Advisor to the Head Football Coach
Year at Arizona: 3rd

Bruschi, a two-time All-American and Pac-10 Defensive Player of the Year at Arizona, also serves as a lead NFL analyst for ESPN since his retirement in 2009.

As Senior Advisor to the Head Football Coach, Bruschi will serve as a member of the executive football management team while serving as a consultant with the entire football staff. He will also assist the head coach in alumni relations, fundraising, social justice initiatives and student-athlete development off the field.

Bruschi's legacy as a Wildcat is as decorated as it is everlasting as one of four Wildcats to be enshrined in the NFF College Hall of Fame. A consensus All-American in 1994 and 1995, Bruschi was named Pac-10 Defensive Player of the Year in 1995 and won the Morris Trophy as the league's best defensive lineman. He ended his college career in 1995 with 52 sacks, which tied for the most in NCAA history. The California native was a key fixture in Arizona's "Desert Swarm Defense" that led the nation in scoring defense in 1992 and rushing defense in 1993 as the Wildcats recorded their first 10-win season in program history and defeated Miami in the Fiesta Bowl with Bruschi earning MVP honors.

He was selected in the third round by New England in the 1996 NFL Draft and spent all 13 seasons of his NFL career with the Patriots franchise. Bruschi won three Super Bowls with New England, was voted to the Pro Bowl in 2004 and was named the 2005 NFL Comeback Player of the Year after recovering from a stroke. His philanthropic work includes the creation of "Tedy's Team" that raises awareness for the American Stroke Association, in which Bruschi has run two Boston marathons in support of. He was also inducted into the Patriots' Hall of Fame in 2013.



TEDDY BOLIN

Defensive Graduate Assistant
Year at Arizona: 3rd

Teddy Bolin enters his second season as a defensive graduate assistant in 2023. He was a defensive intern at Michigan during the 2020 season and graduated from the school with a degree in Sport Management. He began his time at Michigan as a student manager in 2018. Teddy is the son of Martha and Stephen Bolin and has two sisters, Rande and Alley.



TY NICHOLS

Defensive Graduate Assistant
Year at Arizona: 3rd

Ty Nichols enters his second season as a defensive graduate assistant at Arizona in 2023. Nichols, who walked on at Wyoming as a fullback and defensive end, graduated with a degree in mathematics and minor in Civil Engineering from Texas Tech. He worked on the football staff at Texas Tech and also coached at Idalou High School in his hometown in Idalou, Texas. Nichols and his wife Marissa reside in Tucson.



AARON VAN HORN

Defensive Graduate Assistant
Year at Arizona: 3rd

Aaron Van Horn enters his second year as a defensive analyst for Arizona in 2023. Van Horn worked four seasons as a defensive student assistant for Michigan Football while studying Kinesiology w/ a Pre-Med focus. He graduated in 2019 from Michigan with a Movement Science degree and was hired as a Defensive Analyst at Michigan following graduation.



DARREN ANDREWS

Offensive Graduate Assistant
Year at Arizona: 3rd

Darren Andrews is entering his second season as an offensive graduate assistant. Andrews spent five years as a student-athlete at UCLA where he finished his career with nearly 2,000 receiving yards and 15 touchdowns. In nine games during his senior season in 2017, he caught 60 balls for 773 yards and 10 touchdowns for an average of 85.9 per game. After his college career came to a close, he was signed as an undrafted free agent by the New England Patriots.



LUKE McNITT

Offensive Analyst
Year at Arizona: 4th

McNitt enters his fourth season with the Wildcats in 2023, serving as an Offensive Analyst. McNitt previously coached wide receivers at the University of Nebraska-Kearney in 2019. He played at Nebraska from 2014-17 and served as one of the team's captains in his senior season. Following his collegiate career, McNitt signed with the Atlanta Falcons as an undrafted free agent. He also spent time in 2018 with the Minnesota Vikings before pursuing his coaching career.



MICHAEL SWITZER

Senior Offensive Analyst
Year at Arizona: 2nd

Switzer joined the Arizona football program prior to spring as Senior Offensive Analyst after spending the last three years (2018-21) at Indiana State as offensive coordinator and offensive line coach for three seasons. As an offense, Indiana State improved dramatically over the course of a year, finishing the season ranked 14th in the nation with 241.5 rushing yards per game. Overall, the Sycamores finished the year with 2,656 yards rushing in 2018 after rushing for just 1,185 yards in 2017 prior to Switzer's arrival.



ARMOND HAWKINS

Assist. Director of Recruiting/Defensive Analyst
Year at Arizona: 1st

Armond Hawkins Jr. joined the University of Arizona football program as Assistant Director of Recruiting and Defensive Analyst after spending the 2022 season with the Colorado Buffaloes football program as the assistant director of high school relations.



CASON BICKNELL

Special Team Analyst
Year at Arizona: 2nd



MATTHEW HAYES

Assoc. Athletic Director, Internal Ops/CFO
 Year at Arizona: 3rd

Matthew Hayes was hired as the Associate Athletic Director of Football for the University of Arizona in January 2021 and promoted to Chief Financial Officer & Senior Associate Athletics Director of Internal Operations in January 2023. Hayes joined the staff with 19 years of combined playing and coaching experience and over 15 years of experience from the private sector.

Prior to joining the University of Arizona, Hayes was hired as the XFL Seattle Dragons Director of Football Operations and Offensive Assistant, working with quarterbacks, in 2019.

Hayes has also interned with the Philadelphia Eagles for three seasons from 2018-2020 during training camp on the defensive side of the ball with the linebackers, working with Linebackers Coach Ken Flajole under Defensive Coordinator Jim Schwartz.

In 2013 Matthew transitioned to working with former NFL player and coach Jim Zorn for the next seven years, helping teach and train athletes at the NFL, collegiate, and high school levels. He also participated as an assistant position coach and quality control coach with Zorn in the 2015 East-West Shrine Bowl and the 2017 NFLPA Collegiate Bowl.

Hayes got his coaching start at Bellevue High School under Head Coach Butch Goncharoff, ranked in the Top 10 high school football coaches of all-time with a record of 207-27-0, and ended the national record 151-game winning streak held by De La Salle High School. While at Bellevue High School, Hayes coached and helped develop over 40 student-athletes that participated in collegiate football. Two have gone on to play in the NFL, Myles Jack, and Budda Baker. Through the five seasons from 2008-2012 at Bellevue High School, the football team won five consecutive State and Conference Championships with a combined record of 66-3 and was nationally ranked all five seasons.

Hayes is a native of Franklin, MA, and graduated from Xaverian Brothers High school in Westwood, MA, where he was a three-sport letter winner in football, basketball, and track and field. He went on to attend Bridgewater State University and was a three-sport letter winner in football, indoor and outdoor track and field. He graduated with a bachelor's degree in Accounting and Finance. He also received his MBA from the University of Washington. Hayes holds an MBA from the University of Washington. Matthew and his wife, Erika, currently reside in Tucson, Arizona, and have one son, Weston.



SYNDRIC STEPTOE

Director of Player and Community Relations
 Year at Arizona: 5th

Former Arizona Wildcats captain and All-Pac-10 performer Syndric Steptoe joined the Arizona Football staff prior to the 2019 season as the program's Director of Player Development. Steptoe played at Arizona from 2006-2009, before playing in the NFL with the Cleveland Browns. Steptoe previously worked in the Arizona Athletic Department as the associate director of C.A.T.S. Life Skills.



LAUREN VOSSLER

Director of Travel and Football Logistics
 Year at Arizona: 5th

Vossler enters her seventh season with the Wildcats, and her fifth as a fulltime staff member, in 2023. She was promoted to Assistant Director of Football Operations in May of 2020 and promoted to Director of Travel and Football Logistics in January of 2023. She graduated from Arizona in May 2019 and served as a Football Recruiting and Player Personnel Intern for the program during her undergrad tenure. Following graduation, Vossler was hired full time as the Wildcats Coordinator of On-Campus Recruiting. She was promoted to her current position in May 2020.



MATT DOHERTY

Director of Player Personnel
 Year at Arizona: 3rd

Matt Doherty is entering his third year as director of player personnel at Arizona. Doherty previously worked at Miami and North Carolina State in similar capacities and has also been a recruiting coordinator at Michigan.



BRANDON SANDERS

Coordinator of Football Alumni & High School Relations
 Year at Arizona: 3rd

Sanders enters his second season and has been a pivotal part of Arizona Football's outreach, alumni and community relations and operations. He also works closely with the athletic department's "A-Club" for Letterwinners while supporting the program's on-campus recruiting activities and player development initiatives.

He was a two-time First Team All-Pac-10 selection as a safety for the Wildcats in 1994 and 1995 as Arizona would go on to finish the 1993 season ranked number one nationally in total defense. By the time his college career ended, Sanders ranked third in school history in pass breakups while amassing 199 total tackles, five sacks and nine interceptions in 46 career starts. He went on to play three seasons with the New York Giants of the NFL before playing in NFL Europe and the XFL.

Additional Support Staff

- Tedy Bruschi Senior Advisor to the Head Football Coach
- Blair Vaughan Associate Director of Strength & Conditioning
- Aaron Brosz Assistant Strength Coach
- Trei Mitchell Assistant Strength Coach
- John Shaw Assistant Strength Coach
- Josh Omura Director of Recruiting
- Katherin Joiner Director, Recruiting Operations
- Brandon Sanders Coordinator of Football Alum and H.S. Relations
- Steven Gonzales Creative Media Manager
- McKenzie Hamilton Team Reporter
- Brisa Tzintzun Coordinator of Social Media
- Adam Braun Asst. Athletic Director, Football Equipment Operations
- Tom Boesel Assistant Manager Equipment Operations
- Tim Cummins Director of Football Video Operations
- Brian Riden Assistant Coordinator of Football Video
- Kevin Kikugawa Associate Director, Head Athletic Trainer
- Josh Peterson MS, AT
- Elizabeth Garcia MA, AT
- Bryan Franciosi AT, PT
- John Mosbach Associate AD/C.A.T.S. Academics
- Andy Salgado Senior Academic Counselor/C.A.T.S. Academics
- Sarah Barber Academic Counselor/C.A.T.S. Academics
- Marisol Quiroz Assoc. Director of Student Development/C.A.T.S.
- Alex Carrasco Flores Performance Nutrition Operations Coordinator



ROBERT C. ROBBINS, M.D.

President, The University of Arizona

7th Year

24th UA President

Dr. Robert C. Robbins assumed his position as the 22nd president of the University of Arizona on June 1, 2017. Previously, he served as president and CEO of the Texas Medical Center (TMC) in Houston from 2012 to 2017. In this role, he significantly enhanced TMC's commitment to collaboration, introducing five cross-institutional research initiatives centered on innovation, genomics, regenerative medicine, health policy and clinical research.

Prior to his time in Houston, Dr. Robbins served as professor and chairman of the Department of Cardiothoracic Surgery at Stanford University School of Medicine, founding director of the Stanford Cardiovascular Institute, president of the International Society of Heart and Lung Transplantation, president of the Western Thoracic Surgical Association, president of the American Heart Association Western States Affiliate, president of the Bay Area Society of Thoracic Surgeons, and chair of the American Heart Association Cardiovascular Surgery and Anesthesia Council, among other roles. In 2016 he served as president of the American Heart Association Southwest Affiliate.

An internationally recognized cardiac surgeon, Robbins has focused his clinical efforts on acquired cardiac diseases with a special expertise in the surgical treatment of congestive heart failure and cardiothoracic transplantation. His research work includes the investigation of stem cells for cardiac regeneration, cardiac transplant allograft vasculopathy, bioengineered blood vessels, and automated vascular anastomotic devices. Robbins is the author of more than 300 peer-reviewed articles and a former guest editor of the Circulation Surgical Supplement.

In addition to his role at the UA, Dr. Robbins serves on the boards of the Arizona Commerce Authority, Southern Arizona Leadership Council, Tucson Metro Chamber of Commerce, United Way of Tucson and Southern Arizona, and the Greater Phoenix Economic Council. He is also a member of the Chairman's Circle of Sun Corridor, Inc., and a member of Greater Phoenix Leadership. While at TMC, Robbins served on the Houston branch of the Dallas Federal Reserve board, the board of directors of the Welch Foundation, and the American Heart Association Southwest Affiliate in 2016. He served on an independent blue ribbon committee to evaluate the Veterans Affairs health system, and the World Affairs Council of Greater Houston honored him as the 2016 International Citizen of the Year.

His educational background includes a B.S. in chemistry from Millsaps College, medical degree from the University of Mississippi, general surgical training at the University of Mississippi, cardiothoracic training at Stanford University, postdoctoral research at Columbia University and the National Institutes of Health, and congenital heart surgical fellowships at Emory University and Royal Children's Hospital.



DAVE HEEKE

Vice President & Director, Athletics

7th Year

Dave Heeke (pronounced Hee-key) was named Vice President and Director of Athletics at the University of Arizona in February of 2017. Heeke's vision for Arizona Athletics centers around a culture of excellence, a focus on a first-class student-athlete experience, championship-caliber competitive performances in competition and in the classroom; as well as enhancing fan experience and providing a tremendous workplace environment. His drive as a leader of a nationally-elite athletics program also aims to support the University of Arizona in its mission and goals as a point of pride around the nation. Making strategic enhancements in the operation of the athletics department has been Heeke's calling card for building a thriving and secure foundation for growth and sustainable success.

The impact of the Heeke era on Arizona Athletics was immediate with an overhaul of facilities, groundbreaking academic achievements, the elevation of the department's fundraising to unprecedented heights, and the enhancement of the overall organizational, employee focus and culture.

The athletics department continued to thrive in Heeke's fifth year at Arizona as the 2021-22 year raised the bar for excellence in all facets. Arizona student-athletes continued to reach historic heights in the classroom, posting a 3.157 overall semester GPA in Fall of 2021 that marked the highest Fall semester GPA in department history. Fall of 2021 also gave Arizona Athletics its seventh consecutive year of breaking its own overall semester GPA record for the fall. The department's 3.089 overall GPA for Spring 2022 was the second-highest spring semester GPA in Arizona history. The athletics program also posted its second-highest Graduate Success Rate (GSR) score ever with an 86 percent while tying the department record for teams with perfect APR scores at 10.

Championship excellence in competition became another hallmark of the 2021-22 with Arizona winning a trio of Pac-12 team championships, which included Arizona Men's Basketball's sweep of the regular season and conference tournament titles under first-year head coach Tommy Lloyd. Arizona Men's Tennis won its first-ever Pac-12 championship as the 2022 regular season champions in addition to Wildcat student-athletes winning four individual Pac-12 championships. Arizona Softball returned to the Women's College World Series under first-year head coach Caitlin Lowe as she became the first coach to lead a team to the WCWS in her first year as a head coach since the NCAA Tournament expanded in 1988 and the only woman to accomplish it.

Arizona Athletics posted another banner year of fundraising success in 2021-22, which was punctuated by the department's official announcement of the new \$14.8 million William M. "Bill" Clements Golf Center. The new, state-of-the-art home facility for Arizona's men's and women's golf programs will be constructed at Tucson Country Club.

Heeke continued his nationally-recognized leadership and service to college athletics with an appointment to the prestigious NCAA Division I Men's Basketball Committee in 2022, becoming just the third athletic director in Arizona history to serve on the committee.

During the unprecedented challenges of the global COVID-19 pandemic, Arizona Athletics became a national leader in testing, tracing and treatment while overseeing a 2020-21 year that capped unrivaled championship success in a variety of sports as well as in the classroom. The athletics department's cohesive collaboration with University of Arizona campus partners and the Pima County Health Department not only developed comprehensive re-entry strategies, but also allowed Arizona student-athletes and staff to be a part of a gold standard testing program that reduced cancellations and postponements of competition. The athletics department was able to complete its strategic and phased approach to fan re-entry during the spring and become the first Pac-12 program to announce plans for full capacity for the 2021 season.

By the end of the 2020-21 academic year, Arizona Athletics had posted one of its most successful years as a department with wholesale athletic and academic success across its 21 programs. Arizona Women's Basketball's historic run to its first ever NCAA Championship game appearance solidified the program's position as one of the elite programs nationally. Trips to the Women's College World Series by Arizona Softball and the College World Series by Arizona Baseball bookended a dominant spring athletically. Those trips to Oklahoma City and Omaha followed the first Sweet 16 appearance ever by Arizona Men's Tennis and Arizona Women's Golf becoming the only program in the nation to reach the semifinals of match play at the NCAA Championships in 2018, 2019 and 2021. Wildcat programs would end the year with its highest finish in the Learfield Director's Cup standings in seven years.

Deep postseason runs at national championships capped successful spring seasons as three head coaches were named Pac-12 Coach of the Year while Arizona Baseball and Arizona Men's Golf won Pac-12 championships as well. Five Wildcats won six individual conference championships in diving and track and field while student-athletes would go on to earn a total of nearly 40 all-american accolades.

The athletic highlights of 2020-21 were rivaled by the department's continual record-breaking success in the classroom. Arizona student-athletes continued to reach new heights academically, culminating in the department's highest-ever overall semester GPA with a 3.172 in Spring 2021. The all-time high GPA mark followed Arizona Athletics setting a new department record in Graduate Success Rate (GSR) with an 87 percent in the latest NCAA-released data in the Fall of 2020.

Arizona's unparalleled success on the field and in the classroom in 2020-21 also saw Heeke provide strategic retainment of key head coaches with contract extensions, including Adia Barnes of Women's Basketball, Laura Ianello of Women's Golf, Jim Anderson on Men's Golf, Clancy Shields of Men's Tennis and John Court of Gymnastics. Other key coaching personnel decisions included the hiring of new head coaches in football, men's basketball, soccer, softball and baseball in 2020-21.

Beginning in September of 2018, Heeke led a transformative capital investment of \$66 million as Arizona Athletics made critical facility enhancements with renovations of the east side of Arizona Stadium, Hillenbrand Aquatic Center, Hillenbrand Softball Stadium, McKale Center locker rooms and the construction of the Cole and Jeannie Davis Sports Center. These construction projects were built around enhancing the student-athlete experience, improving game day environment and creating dynamic landmarks for the University of Arizona campus. He also initiated a market assessment study to examine further renovations of Arizona Stadium while completing a master facility planning process for all of Arizona Athletics.

During Heeke's leadership, the department's development efforts have achieved some of the biggest fundraising years on record, including the powerful \$8 million naming gift for the Cole and Jeannie Davis Sports Center. Arizona Athletics' fundraising efforts have surpassed its yearly fundraising goals every year since Heeke's arrival in Tucson. The high-level success of the Wildcat Club includes nearly \$35 million raised in the 2019 fiscal year, which was one of the top three fundraising years in department history. Arizona has raised \$100 million in the last three years that also included an anonymous gift of \$5 million to begin the \$66 million facility enhancements.

The 2017-18 and 2018-19 academic years were record-breaking years in the classroom for Wildcat student-athletes. The athletics department set numerous academic records that began with a 3.028 semester grade point average posted by student-athletes in the Spring of 2018, which was the highest fall or spring GPA ever posted at the time. Arizona student-athletes broke that record the following semester with a 3.057 GPA. The student-athlete cumulative GPA rose to a record-setting mark of 3.102 in the Spring of 2019. These marks included new semester record GPAs for nine of Arizona's programs. The two years of academic excellence by Arizona student-athletes marked the first time in history that the 3.0 cumulative GPA threshold was crossed.

Competitive success by Arizona Athletics' programs has delivered national and Pac-12 championships. Arizona Women's Golf won the 2018 National Championship with a thrilling victory over Alabama in sudden death to give the University of Arizona its 22nd national title. Arizona Men's Basketball won regular season conference titles and the Pac-12 Tournament in the same season in both the 2016-17 and 2017-18 seasons, marking just the second time in Pac-12 history that a program has won four conference championships in two seasons.

The Wildcats continued their on-field excellence in 2018-19 as Arizona Women's Basketball won six consecutive games in convincing fashion en route to a WNIT championship. The spring success continued as Arizona Softball advanced to the Women's College World Series in Oklahoma City for the 23rd time in program history. Women's Golf, Men's Golf, Soccer, Volleyball and Gymnastics would also participate in postseason competition to round out another stellar year of Arizona Athletics.

In his first year on the job, Heeke expanded the staff, mission, and priority of the human resources department within athletics by hiring a Senior Associate Director of Athletics for Human Resources. Since then, a critical emphasis of the department's strategic plan is on the recruitment, retention, engagement and training of employees. The department has started a number of new initiatives focused on improving employee health and well-being while enhancing workplace culture. Another key area of emphasis has been the department's overall commitment and expansion of educational efforts on Title IX for staff and student-athletes. Currently 100 percent of department staff and student-athletes participate in annual training. The department has also worked with campus leaders to integrate fully with the University reporting processes and to increase awareness, understanding, and respect for the department's overall commitment to Title IX and gender equity.

In November of 2018, Heeke charged his department to initiate a comprehensive strategic planning process to define key values and initiatives that will direct organizational focus. Arizona Athletics introduced its first-ever comprehensive strategic plan "The Wildcat Way" in September of 2019. The department and the teams of faculty, coaches, staff, campus partners, and students who participated in the process surveyed over 160,000 stakeholders in order to effectively identify opportunities for growth and development. The result was a strategic plan that aligned its pillars, values, and initiatives with the recently completed University of Arizona institutional strategic plan. The alignment was an intentional effort to demonstrate the importance of the role athletics plays in supporting the University mission while it strives for excellence.

As part of the University and department strategic planning processes, athletics elected to adopt the University core values as the department's values. The lead value for the University and Arizona Athletics is "integrity". Since arriving at Arizona, Heeke has championed and been

committed to creating a culture of integrity and compliance. In July of 2017, he hired a nationally recognized leader in the compliance field to head the department while growing the staff from three to six full-time compliance administrators. The expansion of personnel has allowed for an increased commitment to education, support, research, and reporting.

Another area of emphasis for Heeke has been prioritizing a culture of supporting diversity and inclusion throughout the athletics department. Heeke created the new position of Assistant Athletics Director for Diversity, Inclusion and Employee Engagement in September of 2019 to support the expanded emphasis and energy behind education, programming, and training for all staff and student-athletes. In addition to this position, he also supported the creation of a robust Inclusive Excellence Council within the department. This vital group focuses on the importance of diversity and inclusion programming, educational events, outreach and recruitment of new hires, understanding and appreciating diversity, cultivating an inclusive & safe environment, and more. There are now over 25 ICA staff members actively participating in making the mission of this initiative relevant in all aspects of the department and beyond. Most recently, the department launched a new initiative to support advancing women in college athletics through education, mentoring, networking, and engagement.

Heeke has developed a wide range understanding of college athletics that includes a number of vital roles. He has experience in department leadership, budget development, fundraising, compliance and sport supervision among other areas. As Vice President and Director of Athletics, he also has marquee experience in coaching hires and retentions, which includes extensions, renewals, enhancements, and very difficult changes when necessary to ensure stability and success in the department's long-term foundation of Wildcat head coaches. Heeke's work in this critical area includes hiring head coaches in football, swimming and diving, women's tennis and gymnastics while making other modifications and enhancements to all other sport coach contracts.

While Athletics Director at CMU, Heeke instilled his vision of a "Championship Culture," which included athletic success, academic excellence, national media exposure, record fundraising, and a commitment to facilities. The department was twice honored with the Cartwright Award, which recognizes the Mid-American Conference's top overall institution based on excellence in academics, athletics and citizenship. CMU earned the Reese Trophy, which honors the top MAC men's athletic program, three times, and finished as the runner-up for the Jacoby Trophy, which honors the top MAC women's athletic program, four times under Heeke's leadership. In addition, the football program qualified for bowl games in eight of his 11 years at CMU, while the men's basketball team won four MAC division championships and one overall title.

The athletic exploits of CMU's student-athletes were matched by their academic accomplishments. All of CMU's sport programs exceeded NCAA Academic Progress Rate (APR) standards, while the department posted an 81% Graduation Success Rate (GSR). The cumulative student-athlete GPA surpassed 3.0 for 11 consecutive years, and the Chippewas earned the MAC's Institutional Academic Achievement Award 10 times.

Facility upgrades and renovations for all sports were staples under Heeke's leadership at CMU, which were highlighted by his coordination of a private campaign for \$22 million in renovations to the basketball arena and fitness center. The project included a complete renovation of the arena in the Rose Center, as well as the addition of a dynamic entryway and new practice facilities for basketball, volleyball and wrestling. Heeke oversaw the planning and design of a \$6 million lacrosse and soccer stadium, which opened in the fall of 2015, as well as \$10 million in renovations for other facilities including baseball, gymnastics and softball.

Heeke is no stranger to the Pac-12 Conference after 18 years at the University of Oregon where he assisted the athletics director with the daily operation of the Ducks' department of 17 sports and one of the largest budgets in the Pac-12. Heeke served on the AD's executive staff and was responsible for strategic planning and financial models. In addition to representing the AD at University and conference meetings, he managed all facets of internal operations, while being responsible for revenue generation through external operations units. He assisted in the \$95 million football stadium expansion as well as the construction of a \$14 million indoor football practice facility and a \$5 million soccer stadium.

Heeke is a nationally recognized leader among college athletics directors. He was appointed to the then-NCAA Division I Athletic Director Advisory Group in June of 2013. One of just 11 Division I Athletic Directors nationwide to serve on the group. The group met periodically with NCAA President Mark Emmert and his staff to provide feedback and perspective on issues affecting DI athletics. Heeke has also been a member of the NCAA Division I Baseball Committee and the Division I Football Issues Committee. He twice served on the baseball committee, first from 2006-08 and again from 2010-15, serving as the chair for the 2014-15 season. He was also a part of the football committee from 2008-13, serving as chair in 2012-13.

An East Lansing, Michigan native, Heeke received a bachelor's degree from Albion College in 1985 and a master's degree from Ohio State University in 1987. At Albion, he was a co-captain of the baseball team and a member of the club hockey team. He was a three-sport athlete at East Lansing High School and received the Distinguished Alumni Award from the East Lansing Educational Foundation in 2007.

Heeke and his wife, Liz, have three boys, Max, Zach, Ryan, and daughter-in-law, Merissa.

The University of Arizona

STUDENTS

38,528 Undergraduate
10,943 Graduate
1,602 Professional/Medical

FACTS & RESEARCH

- More than \$600 million in research
- Ranked No. 23 among all public universities by the National Science Foundation
- State Land-Grant University
- Member, Association of American Universities
- Research I University

CAMPUS

- 387 acres in central Tucson, oldest continually maintained green space in Arizona

About us — you and the university, that is

Universities are defined by their people, and you could say the people here were born to challenge “business as usual.” The University of Arizona existed before Arizona was a state. Our first graduating class in 1895 consisted of two women and one male.

Since then, we’ve learned that we’re better together. We do more when we work across backgrounds, skills and perspectives. That’s how we’ve become long-time partners with NASA, leaders in both the arts and sciences, and able to prepare students to succeed in a world where most of the jobs today’s kindergartners will have don’t even exist yet. We know how to converge.

OUR STORIES (just a few)

We only see opportunity.

Our position in the planetary sciences today has much to do with the vision and drive of planetary astronomer Gerard P. Kuiper. Kuiper is known as the father of planetary science, but during his time was a little bit of an outcast in his field.

Kuiper proposed there was a belt of small planets or comets orbiting beyond Neptune, even though none except Pluto had been found. Astronomers now refer to this region as the Kuiper belt.

Today, the university has been part of every planetary mission with NASA and when others proved just how hard it is to sample an asteroid, we came up with a better way to do it. The current UA-led OSIRIS-REx mission will bring home the biggest piece of space since the Apollo era.

Beyond curious.

Each year, cardiac arrest kills about 326,000 people in the United States, yet traditional CPR only offers a 7.8 percent survival rate.

In the early 1990s, UA cardiologist Dr. Gordon Ewy listened to a 911 recording of a woman giving her husband CPR. When he heard the woman ask the dispatcher why her husband opened his eyes when she pressed his chest but went to sleep when she did mouth-to-mouth, he developed chest-compression-only CPR, nearly doubling survival rates.

In a world that’s changing rapidly, we have a lot of questions. Like whether humans and robots could ever be friends? Or how we’ll cure ALS or Alzheimer’s? We’re confident we’ll deliver because discovery starts with a dream.

Driven by our history.

When President Kennedy said the U.S. will put a man on the moon, NASA called us because we were the only ones who understood the lunar surface.

Today, our country is looking to shape the future of medicine. Certain medicines work for some people but not for others. Why? And since genes, the environment and lifestyle can predict the diseases we’re susceptible to, we must create individualized and preventative medicine.

In 2015, then-President Barack Obama launched the Precision Medicine Initiative to change treatments designed for the average patient into individualized treatments. The University of Arizona is one of four academic health centers chosen to participate because of our expertise in genetics, our partnership with Banner Health and our ability to reach underserved populations who have been historically omitted from data collection and research.

In touch with our values.

When we say people are our strength, we mean it. In fact, in 2018 we earned the designation of Hispanic-Serving Institution from the U.S. Department of Education for our success in the enrollment of Hispanic students and in providing educational opportunities to them.

And we honor our commitments to the state of Arizona by serving the entire state. When farmers don’t know what is hurting their crops, or city planners are dealing with the future of water, they rely on the University of Arizona’s statewide network of knowledgeable staff to help solve their problems.



2022 Schedule & Results

Date	Opponent	Score	Time	Attend
9/03	at San Diego St.	W 38-20	3:13	34046
9/10	Mississippi St.	L 17-39	3:43	46275
9/17	North Dakota State	W 31-28	3:01	41211
9/24	at California*	L 31-49	3:27	37216
10/01	Colorado*	W 43-20	3:21	36591
10/08	Oregon*	L 22-49	3:13	50800
10/15	at Washington*	L 39-49	3:34	63189
10/29	USC*	L 37-45	3:36	44006
11/05	at Utah*	L 20-45	3:18	51919
11/12	at UCLA*	W 34-28	3:15	44430
11/19	Washington State*	L 20-31	3:23	40717
11/25	Arizona State*	W 38-35	3:29	49865

* Pac-12 Conference Game

Scoring Summary

	1st	2nd	3rd	4th	OT	Total	Avg.
Arizona	99	89	81	101	-	370	30.8
Opponents	81	138	142	77	-	438	36.5

Team Statistics

	ARIZ	OPP
SCORING	370	438
Points Per Game	30.8	36.5
Points Off Turnovers	27	79
FIRST DOWNS	290	309
Rushing	98	140
Passing	170	139
Penalty	22	30
RUSHING YARDAGE	1722	2509
Yards gained rushing	2056	2687
Yards lost rushing	334	178
Rushing Attempts	352	449
Average Per Rush	4.9	5.6
Average Per Game	143.5	209.1
TDs Rushing	19	33
PASSING YARDAGE	3821	3103
Comp-Att-Int	283-459-13	280-401-3
Average Per Pass	8.3	7.7
Average Per Catch	13.5	11.1
Average Per Game	318.4	258.6
TDs Passing	26	25
TOTAL OFFENSE	5543	5612
Total Plays	811	850
Average Per Play	6.8	6.6
Average Per Game	461.9	467.7
KICK RETURNS: #-Yards	20-354	20-427
PUNT RETURNS: #-Yards	13-93	17-140
INT RETURNS: #-Yards	3-59	13-183
KICK RETURN AVERAGE	17.7	21.4
PUNT RETURN AVERAGE	7.2	8.2
INT RETURN AVERAGE	19.7	14.1
FUMBLES-LOST	19-8	17-12
PENALTIES-Yards	65-600	61-589
Average Per Game	50.0	49.1
PUNTS-Yards	36-1585	34-1460
Average Per Punt	44.0	42.9
Net punt average	37.9	39.3
KICKOFFS-Yards	70-4357	79-4993
Average Per Kick	62.2	63.2
Net kick average	39.4	40.0
TIME OF POSSESSION/Game	28:03	30:55
3RD-DOWN Conversions	62/147	64/134
3rd-Down Pct	42%	48%
4TH-DOWN Conversions	10/23	12/21
4th-Down Pct	43%	57%
SACKS BY-Yards	16-89	23-219
MISC YARDS	0	0
TOUCHDOWNS SCORED	45	60
FIELD GOALS-ATTEMPTS	18-21	7-12
ON-SIDE KICKS	0-1	0-0
RED-ZONE SCORES	(44-54) 81%	(50-57) 88%
RED-ZONE TOUCHDOWNS	(32-54) 59%	(45-57) 79%
PAT-ATTEMPTS	38-38) 100%	(57-60) 95%
ATTENDANCE	309465	230800
Games/Avg Per Game	7/44209	5/46160
Neutral Site Games	-	0/0

Individual Offensive Statistics

PASSING

	G	Effic	Comp-Att-Int	Pct	Yds	TD	Lng	Avg/G
de Laura, Jayden	12	146.7	272-435-13	62.5	3685	25	73	307.1
Fifita, Noah	3	121.3	9-19-0	47.4	128	1	51	42.7
McMillan, Tetairoa	12	133.6	2-2-0	100.0	8	0	11	0.7
Joiner, Jamarye	5	0.0	0-1-0	0.0	0	0	0	0.0
Team	12	0.0	0-2-0	0.0	0	0	0	0.0
Total	12	144.6	283-459-13	61.7	3821	26	73	318.4
Opponent	12	153.9	280-401-3	69.8	3103	25	70	258.6

RUSHING

	GP	Att	Gain	Loss	Net	Avg	TD	Long	Avg/G
Wiley, Michael	11	113	806	35	771	6.8	8	72	70.1
Williams, DJ	12	60	385	9	376	6.3	3	52	31.3
Coleman, Jonah	12	75	382	10	372	5.0	4	43	31.0
de Laura, Jayden	12	74	359	243	116	1.6	4	34	9.7
Luke, Rayshon	7	15	105	0	105	7.0	0	28	15.0
Simpson, Anthony	11	2	11	3	8	4.0	0	11	0.7
Joiner, Jamrye	5	2	3	0	3	1.5	0	2	0.6
Cowing, Jacob	12	3	5	4	1	0.3	0	4	0.1
Team	12	8	0	30	-30	-3.8	0	0	-2.5
Total	12	352	2056	334	1722	4.9	19	72	143.5
Opponents	12	449	2687	178	2509	5.6	33	73	209.1

RECEIVING

	GP	No.	Yds	Avg	TD	Long	Avg/g
Cowing, Jacob	12	85	1034	12.2	7	39	86.2
Singer, Dorian	12	66	1105	16.7	6	73	92.1
McMillan, Tetairoa	12	39	702	18.0	8	47	58.5
Wiley, Michael	11	36	349	9.7	3	38	31.7
McLachlan, Tanner	12	34	456	13.4	2	30	38.0
Coleman, Jonah	12	8	24	3.0	0	14	2.0
Williams, DJ	12	5	65	13.0	0	26	5.4
Simpson, Anthony	11	4	56	14.0	0	51	5.1
Burnett, Keyan	8	3	10	3.3	0	5	1.3
de Laura, Jayden	12	1	11	11.0	0	11	0.9
Lines, Alex	4	1	8	8.0	0	8	2.0
Luke, Rayshon	7	1	1	1.0	0	1	0.1
Total	12	283	3821	13.5	26	73	318.4
Opponents	12	280	3103	11.1	25	70	258.6

TOTAL OFFENSE

	G	Plays	Rush	Pass	Total	Avg/G
de Laura, Jayden	12	509	116	3685	3801	316.8
Wiley, Michael	11	113	771	0	771	70.1
Williams, DJ	12	60	376	0	376	31.3
Coleman, Jonah	12	75	372	0	372	31.0
Fifita, Noah	3	19	0	128	128	42.7
Luke, Rayshon	7	15	105	0	105	15.0
Simpson, Anthony	11	2	8	0	8	0.7
McMillan, Tetairoa	12	2	0	8	8	0.7
Joiner, Jamarye	5	3	3	0	3	0.6
Cowing, Jacob	12	3	1	0	1	0.1
Team	12	0	-30	0	-30	-2.5
Total	12	811	1722	3821	5543	461.9
Opponents	12	850	2509	3103	5612	467.7

PUNT RETURNS

	No.	Yds	Avg	TD	Long
Cowing, Jacob	7	56	8.0	0	33
Singer, Dorian	3	32	10.7	0	16
Joiner, Jamarie	3	5	1.7	0	4
Total	13	93	7.2	0	33
Opponents	17	140	8.2	1	22

INTERCEPTIONS

	No.	Yds	Avg	TD	Long
Turner, Jaxen	2	48	24.0	0	28
Stukes, Treydan	1	11	11.0	0	11
Total	3	59	19.7	0	28
Opponents	13	183	14.1	1	51

KICK RETURNS

	No.	Yds	Avg	TD	Long
Simpson, Anthony	18	342	19.0	0	39
Joiner, Jamarie	1	17	17.0	0	17
Solomon, Anthony	1	-5	-5.0	0	0
Total	20	354	17.7	0	39
Opponents	20	427	21.4	0	36

FUMBLE RETURNS

	No.	Yds	Avg	TD	Long
Turner, Jaxen	2	47	23.5	0	47
Savea, Tiaolii	1	18	18.0	0	18
Echols, Hunter	2	0	0.0	0	0
Young, Christian	1	0	0.0	0	0
Roberts, Jerry	1	0	0.0	0	0
Shand, Paris	1	0	0.0	0	0
Cage, Kolbe	1	0	0.0	0	0
Warnell Jr., DJ	1	0	0.0	0	0
Davis, Tacario	1	0	0.0	0	0
Uiagalelei, Ta'ita'i	1	0	0.0	0	0
Total	12	65	5.4	0	47
Opponents	8	0	0.0	0	0

ALL-PURPOSE YARDS

	G	Rush	Rec	PR	KOR	IR	Tot	Avg/G
Singer, Dorian	12	0	1105	32	0	0	1137	94.8
Wiley, Michael	11	771	349	0	0	0	1120	101.8
Cowing, Jacob	12	1	1034	56	0	0	1091	90.9
McMillan, Tetairoa	12	0	702	0	0	0	702	58.5
McLachlan, Tanner	12	0	456	0	0	0	456	38.0
Williams, DJ	12	376	65	0	0	0	441	36.8
Simpson, Anthony	11	8	56	0	342	0	406	36.9
Coleman, Jonah	12	372	24	0	0	0	396	33.0
de Laura, Jayden	12	116	11	0	0	0	127	10.6
Luke, Rayshon	7	105	1	0	0	0	106	15.1
Turner, Jaxen	11	0	0	0	0	48	48	4.4
Joiner, Jamarie	5	3	0	5	17	0	25	5.0
Stukes, Treydan	11	0	0	0	0	11	11	1.0
Burnett, Keyan	8	0	10	0	0	0	10	1.3
Lines, Alex	4	0	8	0	0	0	8	2.0
Solomon, Anthony	6	0	0	0	-5	0	-5	-0.8
Team	12	-30	0	0	0	0	-30	-2.5
Total	12	1722	3821	93	354	59	6049	504.1
Opponents	12	2509	3103	140	427	183	6362	530.2

SCORING

SCORING	TD	FGs	PATs				DXP	Saf	Points
			Kick	Rush	Rcv	Pass			
Loop, Tyler	-	18-21	38-38	-	-	-	-	-	92
Wiley, Michael	11	-	-	-	-	-	-	-	66
McMillan, Tetairoa	8	-	-	-	1	-	-	-	50
Cowing, Jacob	7	-	-	-	1	-	-	-	44
Singer, Dorian	6	-	-	-	-	-	-	-	36
Coleman, Jonah	4	-	-	-	1	-	-	-	26
de Laura, Jayden	4	-	-	-	-	2	-	-	24
Williams, DJ	3	-	-	-	-	-	-	-	18
McLachlan, Tanner	2	-	-	-	-	-	-	-	12
Total	45	18-21	38-38	0	3	3	0	1	370
Opponents	60	7-12	57-60	0	0	0	0	0	438

FIELD GOALS

	FGM-FGA	Pct	01-19	20-29	30-39	40-49	50-99	Lg	Blk
Loop, Tyler	18-21	85.7	0-0	6-6	8-8	4-7	0-0	48	0

FIELD GOAL SEQUENCE

	Arizona	OPPONENTS
San Diego St.	(25)	(44),(23)
Mississippi St.	(43)	(39),(22)
North Dakota St.	(36),43	
California	(37)	
Colorado	42,(29)	
Oregon	(38),(36),(30)	
Washington	(48),41	47
Southern California	(42),(25),(29)	(45),56,39
Utah	(30)	(27)
UCLA	(35),(23)	45
Washington St.	(38),(47)	(23),53
Arizona St.	(),(29)	

Numbers in (parentheses) indicate field goal was made.

PUNTING

	No.	Yds	Avg	Long	TB	FC	I20	50+	Blkd
Ostendorp, Kyle	33	1502	45.5	64	3	4	10	9	0
de Laura, Jayden	2	83	41.5	48	1	0	0	0	0
Team	1	0	0.0	0	0	0	0	0	1
Total	36	1585	44.0	64	4	4	10	9	1
Opponents	34	1460	42.9	60	1	8	11	8	1

KICKOFFS

	No.	Yds	Avg	TB	OB	Retn	Net	YdLn
Loop, Tyler	70	4357	62.2	45	2			
Total	70	4357	62.2	45	2	21	39.4	25
Opponents	79	4993	63.2	58	1	20	40	25

DEFENSIVE LEADERS

PLAYER	GP	TACKLES					PASS DEFENSE				FUMBLES		BLKS
		Solo	Ast	Total	TFL/Yds	No-Yards	Int-Yds	BrUp	QBH	Rcv-Yds	FF	Kick Saf	
21 Jaxen Turner	11	54	25	79	2-2	1-1	2-48	1	1	2-47	2	.	.
48 Jerry Roberts	12	34	44	78	2.5-7	.	.	1	3	1-0	1	.	.
5 Christian Young	12	47	29	76	6.5-13	0.5-2	.	2	1	1-0	.	.	.
4 Christian Roland-Wallace	12	42	16	58	.	.	.	6	.	.	2	.	.
59 Jacob Manu	12	27	27	54	4-9	1-3	.	1	3
31 Hunter Echols	12	26	28	54	8.5-37	4.5-31	.	3	5	2-0	2	.	.
1 Jalen Harris	12	21	30	51	7-27	3-22	.	3	1	.	1	.	.
9 Gunner Maldonado	11	26	22	48	2-3	.	.	1	1	.	3	.	.
20 Treydan Stukes	11	30	12	42	3.5-17	.	1-11	5
18 Isaiah Taylor	11	20	20	40	1-4	.	.	2
92 Kyon Barrs	12	18	21	39	4.5-10	.	.	.	1
14 DJ Warnell Jr.	11	18	8	26	1-6	.	.	1	.	1-0	.	.	.
11 Kolbe Cage	7	12	12	24	.	.	.	2	1	1-0	.	.	.
95 Paris Shand	9	12	11	23	2.5-15	2.5-15	.	.	.	1-0	2	.	.
94 Dion Wilson Jr.	10	7	12	19	1-1	1-1	.	1
7 Ephesians Prysock	10	13	3	16
46 Ta'ita'i Uiagalelei	8	7	7	14	1-12	1-12	.	.	.	1-0	.	.	.
98 Tiaoaalii Savea	7	8	6	14	1.5-1	.	.	1	.	1-18	.	1	.
99 Russell Davis II	12	7	5	12	2-6	.	.	.	1
3 Jaydin Young	12	5	5	10
93 Jacob Kongaika	9	3	6	9	1-1	0.5-1	.	.	1
8 Sterling Lane II	5	4	4	8	0.5-1
23 Tacario Davis	5	5	2	7	.	.	.	1	.	1-0	.	.	.
2 Isaiah Rutherford	5	5	2	7	.	.	.	2
44 Jeremy Mercier	11	3	3	6	1-4	.	.	1
16 Dalton Johnson	11	3	3	6	1	.
55 Evan Branch-Haynes	4	4	1	5
28 Nazar Bombata	12	2	3	5
40 Ammon Allen	12	2	1	3
19 Kyle Ostendorp	12	1	2	3
5 Dorian Singer	12	2	.	2
90 Isaiah Ward	3	1	1	2	1-1	1-1
6 Jason Harris	1	1	1	2
7 Jayden de Laura	12	2	.	2
6 Michael Wiley	11	2	.	2
27 Will Uhrich	6	1	.	1
33 Tyler Loop	12	1	.	1
38 Dante Smith	2	1	.	1
56 Josh Donovan	12	.	1	1
10 Anthony Solomon	6	.	1	1
24 Jonah Coleman	12	1	.	1
4 Tetairoa McMillan	12	1	.	1
64 Seth MacKellar	12	1	.	1
Totals	12	480	374	854	54-177	16-89	3-59	34	19	12-65	13	2	1
Opponents	12	454	234	688	51-305	23-219	13-183	46	16	8-0	7	0	0

TEAM COMPARISON (GAME-BY-GAME)

Note: Game totals are displayed in the format ARIZ/OPPONENT for each category

Opponent	Score	Total	FIRST DOWNS			RUSHING		PASSING		TOTAL OFFENSE		RETURNS	
			Rush	Pass	Pen	Number-Yards	Comp-Att-Int	Yards	Plays-Yards	Yards	TO		
San Diego St.	38-20	25 / 14	9 / 8	15 / 5	1 / 1	39-162 / 42-170	22-35-1 / 7-16-1	299 / 62	74-461 / 58-232	61 / 86	2 / 2		
Mississippi St.	17-39	19 / 27	3 / 9	13 / 15	3 / 3	22-40 / 24-106	27-54-3 / 40-49-1	276 / 320	76-316 / 73-426	58 / 139	3 / 3		
North Dakota St.	31-28	23 / 21	10 / 15	11 / 5	2 / 1	36-165 / 45-283	20-28-0 / 10-12-0	229 / 124	64-394 / 57-407	0 / 22	0 / 1		
California	31-49	31 / 27	8 / 12	21 / 12	2 / 3	26-129 / 38-354	27-45-2 / 18-28-0	401 / 245	71-530 / 66-599	50 / 69	3 / 0		
Colorado	43-20	36 / 20	11 / 11	25 / 7	0 / 2	34-178 / 31-154	34-49-0 / 14-30-0	495 / 186	83-673 / 61-340	19 / 19	0 / 1		
Oregon	22-49	23 / 29	5 / 16	14 / 12	4 / 1	25-115 / 41-306	24-42-1 / 23-29-0	241 / 274	67-356 / 70-580	72 / -1	3 / 0		
Washington	39-49	31 / 31	11 / 7	17 / 22	3 / 2	33-126 / 29-79	25-35-0 / 36-44-0	400 / 516	68-526 / 73-595	73 / 54	0 / 0		
Southern California	37-45	28 / 26	11 / 10	14 / 12	3 / 4	26-163 / 32-210	26-43-1 / 31-45-0	380 / 411	69-543 / 77-621	26 / 27	1 / 0		
Utah	20-45	14 / 27	8 / 17	5 / 7	1 / 3	25-156 / 55-306	15-30-0 / 13-25-0	231 / 151	55-387 / 80-457	116 / 12	4 / 2		
UCLA	34-28	22 / 26	9 / 14	13 / 10	0 / 2	36-124 / 37-219	23-29-0 / 26-39-0	312 / 245	65-436 / 76-464	39 / 99	0 / 1		
Washington St.	20-31	19 / 22	5 / 8	14 / 11	0 / 3	22-84 / 37-161	28-46-4 / 25-36-0	357 / 193	68-441 / 73-354	1 / 135	4 / 1		
Arizona St.	38-35	19 / 39	8 / 13	8 / 21	3 / 5	28-280 / 38-161	12-23-1 / 37-48-1	200 / 376	51-480 / 86-537	56 / 89	1 / 4		
Totals	370-438	290 / 309	98 / 140	170 / 139	22 / 30	352-1722 / 449-2509	283-459-13 / 280-401-3	3821 / 3103	811-5543 / 850-5612	571 / 750	21 / 15		

Opponents	3rd Down Conversion	4th Down Conversion	Time of Possession	TOP Margin	Avg Yds/Rush	Avg Yds/Pass	Avg Yds/Play	Punting Number-Avg	Penalties Number-Yards	Sacks
San Diego St.	6-13 / 2-11	1-2 / 2-2	32:37 / 27:23	05:14	4.2 / 4.0	8.5 / 3.9	6.2 / 4.0	3-31.0 / 5-35.8	4-35.0 / 6-37.0	2 / 1
Mississippi St.	4-14 / 5-12	1-4 / 1-1	23:03 / 24:39	-01:36	1.8 / 4.4	5.1 / 6.5	4.2 / 5.8	4-49.3 / 3-48.7	6-46.0 / 7-80.0	2 / 2
North Dakota St.	5-11 / 3-7	1-2 / 0-2	28:42 / 31:18	-02:36	4.6 / 6.3	8.2 / 10.3	6.2 / 7.1	2-54.5 / 2-41.5	1-15.0 / 6-60.0	2 / 1
California	3-10 / 4-9	1-1 / 1-1	26:46 / 33:14	-06:28	5.0 / 9.3	8.9 / 8.8	7.5 / 9.1	4-46.5 / 4-42.5	8-76.0 / 7-80.0	0 / 2
Colorado	9-14 / 5-12	1-2 / 0-1	35:17 / 24:43	10:34	5.2 / 5.0	10.1 / 6.2	8.1 / 5.6	1-41.0 / 5-45.4	6-60.0 / 4-30.0	3 / 0
Oregon	10-17 / 4-8	0-0 / 0-0	26:41 / 33:19	-06:38	4.6 / 7.5	5.7 / 9.4	5.3 / 8.3	4-46.8 / 4-43.8	3-11.0 / 6-56.0	0 / 2
Washington	4-11 / 6-10	1-2 / 0-2	28:45 / 31:15	-02:30	3.8 / 2.7	11.4 / 11.7	7.7 / 8.2	3-43.0 / 1-50.0	7-47.0 / 4-43.0	0 / 4
Southern California	6-13 / 11-17	1-2 / 2-2	29:09 / 30:51	-01:42	6.3 / 6.6	8.8 / 9.1	7.9 / 8.1	2-43.0 / 1-27.0	8-76.0 / 5-51.0	0 / 2
Utah	3-11 / 8-12	0-2 / 1-1	22:01 / 37:59	-15:58	6.2 / 5.6	7.7 / 6.0	7.0 / 5.7	5-41.2 / 2-42.5	4-55.0 / 1-15.0	1 / 3
UCLA	5-12 / 4-12	2-2 / 2-5	34:20 / 25:40	08:40	3.4 / 5.9	10.8 / 6.3	6.7 / 6.1	3-41.0 / 2-41.0	3-32.0 / 4-23.0	3 / 3
Washington St.	2-11 / 5-13	1-3 / 1-2	27:00 / 33:00	-06:00	3.8 / 4.4	7.8 / 5.4	6.5 / 4.8	3-47.0 / 4-47.0	5-22.0 / 3-20.0	1 / 2
Arizona St.	5-10 / 7-11	0-1 / 2-2	22:21 / 37:39	-15:18	10.0 / 4.2	8.7 / 7.8	9.4 / 6.2	2-43.5 / 1-48.0	10-125.0 / 8-94.0	2 / 1
Totals	62-147/64-134	10-23 / 12-21	336:42 / 371:00	-34:18	4.9 / 5.6	8.3 / 7.7	6.8 / 6.6	36-440/34-429	65-600.0/61-589.0	16 / 23

ARIZONA GAME-BY-GAME STATS

Opponent	[----RUSHING----]				[-----RECEIVING-----]				[-----PASSING-----]				[-----KICK RET-----]				[----PUNT RET----]				TOT. YARDS		
	No.	Yds	TD	Lg	No.	Yds	TD	Lg	Cmp	Att	Int	Yds	TD	Lg	No	Yds	TD	Lg	No	Yds		TD	Lg
at San Diego St.	39	162	1	17	22	299	4	38	22	35	1	299	4	38	1	18	0	18	2	23	0	16	461
MISSISSIPPI ST.	22	40	1	34	27	276	1	30	27	54	3	276	1	30	0	0	0	0	0	0	0	0	316
NORTH DAKOTA ST.	36	165	3	28	20	229	1	30	20	28	0	229	1	30	0	0	0	0	0	0	0	0	394
at California	26	129	2	21	27	401	2	32	27	45	2	401	2	32	2	50	0	28	0	0	0	0	530
COLORADO	34	178	0	25	34	495	6	47	34	49	0	495	6	47	0	0	0	0	4	19	0	9	673
OREGON	25	115	1	52	24	241	1	38	24	42	1	241	1	38	1	39	0	39	2	33	0	33	356
at Washington	33	126	1	14	25	400	4	46	25	35	0	400	4	46	4	56	0	27	1	17	0	17	526
USC	26	163	1	34	26	380	3	73	26	43	1	380	3	73	2	26	0	15	0	0	0	0	543
at Utah	25	156	1	57	15	231	1	51	15	30	0	231	1	51	7	120	0	22	1	-4	0	0	387
at UCLA	36	124	2	18	23	312	2	48	23	29	0	312	2	48	2	35	0	18	1	4	0	4	436
WASHINGTON ST.	22	84	1	25	28	357	1	47	28	46	4	357	1	47	0	0	0	0	2	1	0	1	441
ARIZONA ST.	28	280	5	72	12	200	0	42	12	23	1	200	0	42	1	10	0	10	0	0	0	0	480
Totals	352	1722	19	72	283	3821	26	73	283	459	13	3821	26	73	20	354	0	39	13	93	0	33	5543
Opponents	449	2509	33	73	280	3103	25	70	280	401	3	3103	25	70	20	427	0	36	17	140	1	22	5612

ARIZONA GAME-BY-GAME STATS

Opponent	[----TACKLES----]			[-----SACKS-----]		[--FUMBLES--]		[---PASS DEFENSE---]			KICK BLK	[-----PAT-----]			SCORING	
	Solo	Ast	Total	TFL-Yds	No-Yds	FF	FR-Yds	Int-Yds	QBH	PBU		Att-Mad	Run	Rcv	Saf	Pts
at San Diego St.	34	30	64	4.0-18	2-13	1	1-0	1-20	2	3	1	5-5	0	0	0	38
MISSISSIPPI ST.	45	34	79	6.0-20	2-15	4	2-47	1-11	0	4	0	2-2	0	0	0	17
NORTH DAKOTA ST.	36	28	64	4.0-16	2-13	1	1-0	0-0	1	2	0	4-4	0	0	0	31
at California	26	44	70	2.0-4	0-0	0	0-0	0-0	2	2	0	4-4	0	0	0	31
COLORADO	30	24	54	5.0-15	3-11	1	1-0	0-0	2	6	0	4-4	0	0	0	43
OREGON	38	32	70	0.0-0	0-0	0	0-0	0-0	0	2	0	1-1	0	0	0	22
at Washington	41	22	63	6.0-17	0-0	0	0-0	0-0	0	3	0	4-4	0	1	0	39
USC	46	22	68	1.0-1	0-0	0	0-0	0-0	2	3	0	2-2	0	1	0	37
at Utah	50	24	74	3.0-9	1-7	1	2-0	0-0	3	2	0	1-1	0	1	1	20
at UCLA	49	26	75	7.0-24	3-15	1	1-0	0-0	5	3	1	4-4	0	0	0	34
WASHINGTON ST.	46	28	74	8.0-21	1-1	2	1-0	0-0	1	3	0	2-2	0	0	0	20
ARIZONA ST.	39	60	99	8.0-32	2-14	2	3-18	1-28	1	1	0	5-5	0	0	0	38
Totals	480	374	854	54.0-177	16-89	13	12-65	3-59	19	34	2	38-38	0	3	1	370
Opponents	454	234	688	51.0-305	23-219	7	8-0	13-183	16	46	0	57-60	0	0	0	438

ARIZONA GAME-BY-GAME STATS

Opponent	[----- PUNTING -----]										[---- FIELD GOALS ----]			[----- KICKOFFS -----]				
	No	Yds	Avg	Long	Blkd	TB	FC	50+	I20	Att-Made	Lg	Blkd	No	Yds	Avg	TB	OB	
at San Diego St.	3	93	31.0	47	1	1	0	0	0	1-1	25	0	7	411	58.7	3	10	
MISSISSIPPI ST.	4	197	49.3	64	0	1	0	3	0	1-1	43	0	4	260	65.0	3	0	
NORTH DAKOTA ST.	2	109	54.5	57	0	0	0	2	0	1-2	36	0	5	301	60.2	4	0	
at California	4	186	46.5	60	0	1	0	1	1	1-1	37	0	6	390	65.0	5	0	
COLORADO	1	41	41.0	41	0	0	0	0	0	1-2	29	0	8	520	65.0	7	0	
OREGON	4	187	46.8	53	0	0	0	1	3	3-3	38	0	5	325	65.0	5	0	
at Washington	3	129	43.0	46	0	0	1	0	0	1-2	48	0	6	386	64.3	4	0	
USC	2	86	43.0	51	0	0	0	1	1	3-3	42	0	7	455	65.0	7	0	
at Utah	5	206	41.2	45	0	0	0	0	2	1-1	30	0	4	217	54.3	3	0	
at UCLA	3	123	41.0	44	0	0	2	0	3	2-2	35	0	7	388	55.4	0	1	
WASHINGTON ST.	3	141	47.0	54	0	1	0	1	0	2-2	47	0	4	250	62.5	1	0	
ARIZONA ST.	2	87	43.5	44	0	0	1	0	0	1-1	29	0	7	454	64.9	3	0	
Totals	36	1585	44.0	64	1	4	4	9	10	18-21	48	0	70	4357	62.2	45	2	
Opponents	34	1460	42.9	60	1	1	8	8	11	7-12	45	1	79	4993	63.2	58	1	

ARIZONA OFFENSE INSIDE THE RED ZONE

Opponent	Score	Times		Total Pts	Rush TDs	Pass TDs	FGs Made	[----- Failed to score inside RZ -----]							
		In RZ	Scored					TDs	FGA	Downs	Int	Fumb	Half	Game	
at San Diego St.	W, 38-20	5	5	31	4	1	3	1	1	0	0	0	0	0	0
MISSISSIPPI ST.	L, 17-39	2	1	7	1	0	1	0	0	1	0	0	0	0	0
NORTH DAKOTA ST.	W, 31-28	4	4	24	3	3	0	1	1	0	0	0	0	0	0
at California	L, 31-49	5	4	24	3	2	1	1	1	0	0	1	0	0	0
COLORADO	W, 43-20	9	6	36	5	0	5	1	2	1	0	0	0	0	1
OREGON	L, 22-49	5	3	12	1	0	1	2	2	0	0	2	0	0	0
at Washington	L, 39-49	4	2	14	2	1	1	0	1	1	0	0	0	0	0
USC	L, 37-45	5	5	27	3	1	2	2	2	0	0	0	0	0	0
at Utah	L, 20-45	3	3	18	2	1	1	1	1	0	0	0	0	0	0
at UCLA	W, 34-28	6	6	34	4	2	2	2	2	0	0	0	0	0	0
WASHINGTON ST.	L, 20-31	1	1	7	1	1	0	0	0	0	0	0	0	0	0
ARIZONA ST.	W, 38-35	5	4	24	3	3	0	1	1	0	1	0	0	0	0
Totals	44 of 54 (81.5%)	54	44	258	32	15	17	12	14	3	1	3	0	0	1

OPPONENT GAME-BY-GAME STATS

Opponent	[----RUSHING----				[----RECEIVING----				[-----PASSING-----]				[-----KICK RET-----]				[----PUNT RET----]				TOT. YARDS	
	No.	Yds	TD	Lg	No.	Yds	TD	Lg	Cmp	Att	Int	Yds	TD	Lg	No	Yds	TD	Lg	No	Yds		TD
at San Diego St.	42	170	0	19	7	62	1	15	7-16-1	62	1	15	3	64	0	29	1	22	1	22		232
MISSISSIPPI ST.	24	106	1	16	40	320	4	20	40-49-1	320	4	20	1	30	0	30	2	29	0	20		426
NORTH DAKOTA ST.	45	283	3	38	10	124	1	31	10-12-0	124	1	31	1	11	0	11	1	11	0	11		407
at California	38	354	4	73	18	245	3	37	18-28-0	245	3	37	1	18	0	18	2	32	0	21		599
COLORADO	31	154	2	20	14	186	1	42	14-30-0	186	1	42	1	19	0	19	1	0	0	0		340
OREGON	41	306	7	55	23	274	0	42	23-29-0	274	0	42	0	0	0	0	1	1	0	1		580
at Washington	29	79	3	19	36	516	4	48	36-44-0	516	4	48	2	44	0	22	1	10	0	10		595
USC	32	210	1	53	31	411	5	70	31-45-0	411	5	70	0	0	0	0	1	10	0	10		621
at Utah	55	306	5	32	13	151	1	30	13-25-0	151	1	30	0	0	0	0	3	12	0	12		457
at UCLA	37	219	3	37	26	245	1	51	26-39-0	245	1	51	5	99	0	26	0	0	0	0		464
WASHINGTON ST.	37	161	2	23	25	193	1	33	25-36-0	193	1	33	2	50	0	36	2	16	0	15		354
ARIZONA ST.	38	161	2	17	37	376	3	35	37-48-1	376	3	35	4	92	0	28	2	-3	0	0		537
Totals	449	2509	33	73	280	3103	25	70	280-401-3	3103	25	70	20	427	0	36	17	140	1	22		5612
Arizona	352	1722	19	72	283	3821	26	73	283-459-13	3821	26	73	20	354	0	39	13	93	0	33		5543

OPPONENT GAME-BY-GAME STATS

Opponent	[----TACKLES----			[-----SACKS-----]		[--FUMBLES--]		[---PASS DEFENSE---]			KICK BLK	[-----PAT-----]			SCORING		
	Solo	Ast	Total	TFL-Yds	No-Yds	FF	FR-Yds	Int-Yds	QBH	PBU		Att-Mad	Run	Rcv	Saf	Pts	
at San Diego St.	40	38	78	4.0-14	1-6	1	1-0	1-0	4	1	0	2-2	0	0	0	0	20
MISSISSIPPI ST.	41	8	49	3.0-28	2-25	0	0-0	3-80	1	9	0	3-5	0	0	0	39	
NORTH DAKOTA ST.	33	20	53	2.0-11	1-8	0	0-0	0-0	0	2	0	4-4	0	0	0	28	
at California	36	18	54	6.0-26	2-11	1	1-0	2-19	2	3	0	7-7	0	0	0	49	
COLORADO	51	24	75	5.0-14	0-0	0	0-0	0-0	3	6	0	2-3	0	0	0	20	
OREGON	38	16	54	5.0-44	2-36	1	2-0	1--2	0	4	0	7-7	0	0	0	49	
at Washington	40	12	52	5.0-29	4-27	0	0-0	0-0	0	0	0	7-7	0	0	0	49	
USC	38	22	60	4.0-32	2-22	0	0-0	1-17	2	8	0	6-6	0	0	0	45	
at Utah	30	20	50	4.0-30	3-28	2	4-0	0-0	0	7	0	6-6	0	0	0	45	
at UCLA	41	26	67	5.0-33	3-29	1	0-0	0-0	2	1	0	4-4	0	0	0	28	
WASHINGTON ST.	38	18	56	6.0-38	2-22	1	0-8	4-69	2	3	0	4-4	0	0	0	31	
ARIZONA ST.	28	12	40	2.0-6	1-5	0	0-0	1-0	0	2	0	5-5	0	0	0	35	
Totals	454	234	688	51.0-305	23-219	7	8-0	13-183	16	46	0	57-60	0	0	0	438	
Arizona	480	374	854	54.0-177	16-89	13	12-65	3-59	19	34	2	38-38	0	3	1	370	

OPPONENT GAME-BY-GAME STATS

Opponent	[-----PUNTING-----]										[---- FIELD GOALS ----]			[----- KICKOFFS -----]				
	No	Yds	Avg	Long	Blkd	TB	FC	50+	I20	Att-Made	Lg	Blkd	No	Yds	Avg	TB	OB	
at San Diego St.	5	179	35.8	57	1	0	0	2	1	2-2	44	0	5	325	65.0	4	0	
MISSISSIPPI ST.	3	146	48.7	60	0	0	1	1	2	2-2	39	0	8	520	65.0	8	0	
NORTH DAKOTA ST.	2	83	41.5	53	0	0	1	1	0	0-0	0	0	5	325	65.0	5	0	
at California	4	170	42.5	49	0	0	2	0	2	0-0	0	0	8	520	65.0	5	1	
COLORADO	5	227	45.4	52	0	0	1	1	0	0-0	0	0	4	260	65.0	4	0	
OREGON	4	175	43.8	58	0	0	1	1	2	0-0	0	0	8	516	64.5	7	0	
at Washington	1	50	50.0	50	0	0	0	1	0	0-1	0	0	8	476	59.5	4	0	
USC	1	27	27.0	27	0	0	0	0	0	1-3	45	0	7	445	63.6	5	0	
at Utah	2	85	42.5	47	0	0	0	0	2	1-1	27	0	9	544	60.4	2	0	
at UCLA	2	82	41.0	46	0	0	1	0	0	0-1	0	1	5	321	64.2	3	0	
WASHINGTON ST.	4	188	47.0	52	0	0	1	1	2	1-2	23	0	6	390	65.0	6	0	
ARIZONA ST.	1	48	48.0	48	0	1	0	0	0	0-0	0	0	6	351	58.5	5	0	
Totals	34	1460	42.9	60	1	1	8	8	11	7-12	45	1	79	4993	63.2	58	1	
Opponents	36	1585	44.0	64	1	4	4	9	10	18-21	48	0	70	4357	62.2	45	2	

OPPONENT OFFENSE INSIDE THE RED ZONE

Opponent	Score	Times		Total Pts	Rush TDs	Pass TDs	FGs Made	[----- Failed to score inside RZ -----]						
		In RZ	Scored					FGA	Downs	Int	Fumb	Half	Game	
at San Diego St.	W, 38-20	4	3	13	1	0	1	2	2	0	0	1	0	0
MISSISSIPPI ST.	L, 17-39	6	6	36	5	1	4	1	1	0	0	0	0	0
NORTH DAKOTA ST.	W, 31-28	3	2	14	2	2	0	0	0	0	0	1	0	0
at California	L, 31-49	4	4	28	4	2	2	0	0	0	0	0	0	0
COLORADO	W, 43-20	4	3	20	3	2	1	0	0	0	0	1	0	0
OREGON	L, 22-49	4	4	28	4	4	0	0	0	0	0	0	0	0
at Washington	L, 39-49	6	4	28	4	3	1	0	0	2	0	0	0	0
USC	L, 37-45	5	5	35	5	1	4	0	0	0	0	0	0	0
at Utah	L, 20-45	8	7	45	6	5	1	1	1	0	0	1	0	0
at UCLA	W, 34-28	3	3	21	3	3	0	0	0	0	0	0	0	0
WASHINGTON ST.	L, 20-31	4	4	24	3	2	1	1	1	0	0	0	0	0
ARIZONA ST.	W, 38-35	6	5	35	5	2	3	0	0	0	0	1	0	0
Totals 50 of 57 (87.7%)		57	50	327	45	27	18	5	5	2	0	5	0	0

INDIVIDUAL GAME-BY-GAME PASSING

de Laura, Jayden	Comp	Att	Int	Pct	Yards	TD	Long	Sack-Yds	Effic
San Diego St.	22	35	1	62.9	299	4	38	1-6	166.6
Mississippi St.	23	45	3	51.1	220	1	30	2-25	86.2
North Dakota St.	20	28	0	71.4	229	1	30	1-8	151.9
California	27	45	2	60.0	401	2	32	2-11	140.6
Colorado	33	46	0	71.7	484	6	47	0-0	203.2
Oregon	24	42	1	57.1	241	1	38	2-36	108.4
Washington	25	34	0	73.5	400	4	46	4-27	211.2
Southern California	26	43	1	60.5	380	3	73	2-22	153.1
Utah	10	20	0	50.0	159	0	45	3-28	116.8
UCLA	22	28	0	78.6	315	2	48	3-29	196.6
Washington St.	28	46	4	60.9	357	1	47	2-22	115.8
Arizona St.	12	23	1	52.2	200	0	42	1-5	116.5
Totals	272	435	13	62.5	3685	25	73	23-219	146.7

Fifita, Noah	Comp	Att	Int	Pct	Yards	TD	Long	Sack-Yds	Effic
Mississippi St.	4	8	0	50.0	56	0	27	0-0	108.8
Washington	0	1	0	0.0	0	0	0	0-0	0.0
Utah	5	10	0	50.0	72	1	51	0-0	143.5
Totals	9	19	0	47.4	128	1	51	0-0	121.3

Joiner, Jamarye	Comp	Att	Int	Pct	Yards	TD	Long	Sack-Yds	Effic
Mississippi St.	0	1	0	0.0	0	0	0	0-0	0.0
Totals	0	1	0	0.0	0	0	0	0-0	0.0

INDIVIDUAL GAME-BY-GAME RECEIVING

Player	No-Yds/TD	SDSU	MSU	NDSU	Cal	CU	Oregon	UW	USC	Utah	UCLA	WSU	ASU
Cowing, J.	85-1034/7	8-152/3	8-46/1	5-55/1	7-133/1	12-180/1	6-77/0	7-94/0	7-80/0	5-29/0	9-118/0	6-37/0	5-33/0
Singer, D.	66-1105/6	6-57/0	3-39/0	6-88/0	8-103/0	9-163/1	3-56/0	6-99/1	7-141/3	1-9/0	5-83/0	9-176/1	3-91/0
McMillan, T.	39-702/8	3-53/1	4-69/0	1-19/0	3-59/1	5-90/1	5-48/1	7-132/2	3-62/0	4-78/1	1-17/1	3-75/0	-
Wiley, M.	36-349/3	3-18/0	4-54/0	2-6/0	-	5-34/2	2-13/0	DNP	4-39/0	2-41/0	6-46/1	5-47/0	3-51/0
McLachlan, T.	34-456/2	1-10/0	4-51/0	4-50/0	6-88/0	2-17/1	2-26/0	4-67/1	2-30/0	2-23/0	2-48/0	4-21/0	1-25/0
Coleman, J.	8-24/0	-	2-8/0	1-14/0	2--3/0	-	2-4/0	-	-	-	-	1-1/0	-
Williams, DJ	5-65/0	1-9/0	-	-	1-21/0	-	-	1-8/0	2-27/0	-	-	-	-
Simpson, A.	4-56/0	-	DNP	1--3/0	-	-	1-7/0	-	1-1/0	1-51/0	-	-	-
Burnett, K.	3-10/0	-	-	DNP	DNP	-	3-10/0	-	DNP	-	-	-	DNP
de Laura, J.	1-11/0	-	-	-	-	1-11/0	-	-	-	-	-	-	-
Lines, A.	1-8/0	-	1-8/0	-	-	DNP	DNP	DNP	DNP	DNP	DNP	DNP	DNP
Luke, R.	1-1/0	-	1-1/0	-	DNP	DNP	DNP	DNP	DNP	-	-	-	-

INDIVIDUAL GAME-BY-GAME RUSHING

Player	No-Yds/TD	SDSU	MSU	NDSU	Cal	CU	Oregon	UW	USC	Utah	UCLA	WSU	ASU
Wiley, M.	113-771/8	6-31/0	6-49/1	9-51/1	14-79/1	16-77/0	6-10/0	DNP	10-49/1	6-64/0	21-97/1	7-50/0	2-214/3
Coleman, J.	75-372/4	13-40/0	5-12/0	6-32/1	7-28/1	5-31/0	9-74/0	14-53/1	1-6/0	3-11/0	1-1/0	5-38/0	6-48/1
de Laura, J.	74-116/4	1--6/0	2--25/0	10-50/1	4-7/0	5-28/0	3--30/0	13-41/0	8-54/0	10-13/1	9--3/1	6--10/1	3--3/0
Williams, D.J.	60-376/3	14-88/1	7-10/0	4-18/0	1-15/0	6-39/0	6-65/1	6-32/0	6-43/0	3-26/0	2-23/0	1-0/0	4-17/1
Luke, R.	15-105/0	4-12/0	-	2-32/0	DNP	DNP	DNP	DNP	DNP	3-42/0	2-7/0	3-6/0	1-6/0
Cowing, J.	3-1/0	-	-	-	-	1-4/0	1--4/0	-	-	-	1-1/0	-	-
Simpson, A.	2-8/0	1--3/0	DNP	-	-	-	-	-	1-11/0	-	-	-	-
Joiner, J.	2-3/0	DNP	1-2/0	1-1/0	DNP	DNP	DNP	-	DNP	DNP	-	-	DNP

INDIVIDUAL GAME-BY-GAME TACKLES

Player	S-A	Total	SDSU	MSU	NDSU	Cal	CU	Oregon	UW	USC	Utah	UCLA	WSU	ASU
Turner, J.	54-25	79	4-3	5-3	4-2	1-2	DNP	8-5	7-2	4-1	4-2	4-0	8-2	5-3
Roberts, J.	34-44	78	6-6	2-8	2-7	2-2	6-1	0-4	2-1	3-4	4-0	4-0	0-3	3-8
Young, C.	47-29	76	4-3	6-0	2-4	1-3	3-3	4-5	2-2	8-0	3-2	3-2	6-3	5-2
Roland-Wallace, C.	42-16	58	3-0	6-1	6-0	3-4	3-0	3-2	2-1	6-2	2-1	4-1	2-0	2-4
Manu, J.	27-27	54	1-0	-	2-2	2-3	0-1	1-1	7-3	3-4	1-2	5-5	2-2	3-4
Echols, H.	26-28	54	2-0	4-5	4-4	0-3	2-3	2-0	4-3	2-1	1-2	2-1	2-1	1-5
Harris, Jalen	21-30	51	4-4	2-4	3-3	2-3	0-1	0-3	2-2	3-1	1-0	1-4	1-1	2-4
Maldonado, G.	26-22	48	0-1	4-1	-	0-3	3-1	0-3	DNP	2-1	6-3	4-1	4-5	3-3
Stukes, T.	30-12	42	DNP	-	4-0	1-1	3-1	4-3	3-2	2-0	3-0	3-0	2-3	5-2
Taylor, I.	20-20	40	DNP	-	-	2-7	2-3	0-1	-	2-1	2-2	3-0	5-1	4-5
Barrs, K.	18-21	39	1-3	2-3	2-1	3-2	-	2-1	2-1	1-4	1-1	0-1	4-1	0-3
Warnell Jr., DJ	18-8	26	DNP	-	1-0	1-0	1-2	3-0	7-4	2-0	-	3-0	0-1	0-1
Cage, K.	12-12	24	1-3	4-1	2-3	1-1	1-2	3-2	-	DNP	DNP	DNP	DNP	DNP
Shand, P.	12-11	23	2-3	1-4	-	0-3	2-0	2-0	-	1-1	4-0	DNP	DNP	DNP
Wilson Jr., D.	7-12	19	0-2	1-2	1-2	1-1	2-1	1-2	-	-	1-0	0-2	DNP	DNP
Prysock, E.	13-3	16	DNP	1-0	-	-	-	-	-	3-1	3-2	6-0	DNP	-
Savea, T.	8-6	14	2-0	-	DNP	3-0	1-1	DNP	DNP	DNP	DNP	1-2	1-1	0-2
Uiagalelei, T.	7-7	14	DNP	DNP	DNP	DNP	0-1	2-0	-	-	3-0	1-2	1-2	0-2
Davis II, R.	7-5	12	1-1	1-0	1-0	-	-	1-0	-	1-0	0-1	1-0	1-1	0-2
Young, J.	5-5	10	-	1-0	-	0-1	1-2	-	3-1	-	-	-	-	0-1
Kongaika, J.	3-6	9	DNP	-	DNP	DNP	-	-	-	-	3-1	0-2	-	0-3
Lane II, R.	4-4	8	1-0	DNP	DNP	DNP	DNP	-	-	DNP	2-3	1-1	DNP	DNP
Rutherford, I.	5-2	7	1-0	1-0	2-0	1-2	DNP	DNP	DNP	DNP	-	DNP	DNP	DNP
Davis, T.	5-2	7	DNP	-	DNP	DNP	DNP	DNP	DNP	1-1	DNP	1-0	1-0	2-1
Johnson, D.	3-3	6	1-0	DNP	-	-	-	-	-	-	-	1-0	0-1	1-2
Mercier, J.	3-3	6	-	-	-	-	DNP	-	-	1-0	0-1	1-1	-	1-1
Branch-Haynes, E.	4-1	5	DNP	DNP	DNP	DNP	DNP	1-0	-	-	3-1	DNP	DNP	DNP
Bombata, N.	2-3	5	-	0-1	-	-	-	-	-	-	1-0	-	1-0	0-2
Allen, A.	2-1	3	-	1-0	-	-	0-1	-	-	-	1-0	-	-	-
Ostendorp, K.	1-2	3	0-1	-	-	0-1	-	-	-	-	-	-	1-0	-
Singer, D.	2-0	2	-	1-0	-	-	-	1-0	-	-	-	-	-	-
Wiley, M.	2-0	2	-	-	-	1-0	-	-	DNP	-	-	-	1-0	-
de Laura, J.	2-0	2	-	-	-	-	-	-	-	1-0	-	-	1-0	-
Harris, Jason	1-1	2	DNP	DNP	DNP	1-1	DNP	DNP	DNP	DNP	DNP	DNP	DNP	DNP
Ward, I.	1-1	2	DNP	DNP	DNP	DNP	DNP	DNP	DNP	DNP	DNP	0-1	1-0	-
McMillan, T.	1-0	1	-	-	-	-	-	-	-	-	-	-	-	1-0
Jonah Coleman	1-0	1	-	1-0	-	-	-	-	-	-	-	-	-	-
Uhrich, W.	1-0	1	DNP	DNP	DNP	DNP	DNP	DNP	-	-	-	-	-	1-0
Loop, T.	1-0	1	-	1-0	-	-	-	-	-	-	-	-	-	-
Smith, D.	1-0	1	DNP	DNP	DNP	DNP	DNP	DNP	DNP	DNP	DNP	-	1-0	DNP
MacKellar, S.	1-0	1	-	-	-	-	-	-	-	-	1-0	-	-	-
Solomon, A.	0-1	1	DNP	0-1	-	-	DNP	-	-	-	DNP	DNP	DNP	DNP
Donovan, J.	0-1	1	-	-	-	0-1	-	-	-	-	-	-	-	-

Arizona Team Game Highs

Rushes	39	at San Diego St. (09/03/2022)
Yards rushing	280	vs. Arizona St. (11/25/2022)
Yards per rush	10.0	vs. Arizona St. (11/25/2022)
TD rushes	5	vs. Arizona St. (11/25/2022)
Pass attempts	54	vs. Mississippi St. (09/10/2022)
Pass completions	34	vs. Colorado (10/01/2022)
Yards passing	495	vs. Colorado (10/01/2022)
Yards per pass	11.4	at Washington (10/15/2022)
TD passes	6	vs. Colorado (10/01/2022)
Total plays	83	vs. Colorado (10/01/2022)
Total offense	673	vs. Colorado (10/01/2022)
Yards per play	9.4	vs. Arizona St. (11/25/2022)
Points	43	vs. Colorado (10/01/2022)
Sacks by	3	at UCLA (11/12/2022)
	3	vs. Colorado (10/01/2022)
First downs	36	vs. Colorado (10/01/2022)
Penalties	10	vs. Arizona St. (11/25/2022)
Penalty yards	125	vs. Arizona St. (11/25/2022)
Turnovers	4	vs. Washington St. (11/19/2022)
	4	at Utah (11/05/2022)
Punts	5	at Utah (11/05/2022)
Punting avg.	54.5	vs. North Dakota St. (09/17/2022)
Long punt	64	vs. Mississippi St. (09/10/2022)
Punts inside 20	3	at UCLA (11/12/2022)
	3	vs. Oregon (10/08/2022)
Long punt return	33	vs. Oregon (10/08/2022)

Arizona Individual Game Highs

Rushes	21	Michael Wiley at UCLA (11/12/2022)
Yards rushing	214	Michael Wiley vs Arizona St. (11/25/2022)
TD rushes	3	Michael Wiley vs Arizona St. (11/25/2022)
Long rush	72	Michael Wiley vs Arizona St. (11/25/2022)
Pass attempts	46	Jayden de Laura vs Washington St. (11/19/2022)
	46	Jayden de Laura vs Colorado (10/01/2022)
Pass completions	33	Jayden de Laura vs Colorado (10/01/2022)
Yards passing	484	Jayden de Laura vs Colorado (10/01/2022)
TD passes	6	Jayden de Laura vs Colorado (10/01/2022)
Long pass	73	Jayden de Laura vs USC (10/29/2022)
Receptions	12	Jacob Cowing vs Colorado (10/01/2022)
Yards receiving	180	Jacob Cowing vs Colorado (10/01/2022)
TD receptions	3	Dorian Singer vs USC (10/29/2022)
	3	Jacob Cowing at San Diego St. (09/03/2022)
Long reception	73	Dorian Singer vs USC (10/29/2022)
Punts	5	Kyle Ostendorp at Utah (11/05/2022)
Punting avg.	54.5	Kyle Ostendorp vs NDSU (09/17/2022)
Long punt	64	Kyle Ostendorp vs Mississippi St. (09/10/2022)
Punts inside 20	3	Kyle Ostendorp at UCLA (11/12/2022)
	3	Kyle Ostendorp vs Oregon (10/08/2022)
Long punt return	33	Jacob Cowing vs Oregon (10/08/2022)
Long kickoff return	39	Anthony Simpson vs Oregon (10/08/2022)
Tackles	13	Jaxen Turner vs Oregon (10/08/2022)
Sacks	1.5	Hunter Echols vs Colorado (10/01/2022)
	1.5	Paris Shand vs Mississippi St. (09/10/2022)
Tackles for loss	2.5	Jacob Manu at Washington (10/15/2022)

Opponent Game Highs

Rushes	55	at Utah (11/05/2022)
Yards rushing	354	at California (09/24/2022)
Yards per rush	9.3	at California (09/24/2022)
TD rushes	7	Oregon (10/08/2022)
Pass attempts	49	Mississippi St. (09/10/2022)
Pass completions	40	Mississippi St. (09/10/2022)
Yards passing	516	at Washington (10/15/2022)
Yards per pass	11.7	at Washington (10/15/2022)
TD passes	5	Southern California (10/29/2022)
Total plays	86	Arizona St. (11/25/2022)
Total offense	621	Southern California (10/29/2022)
Yards per play	9.1	at California (09/24/2022)
Points	49	at Washington (10/15/2022)
	49	at UCLA (11/12/2022)
Sacks by	49	at California (09/24/2022)
	4	at Washington (10/15/2022)
First downs	39	Arizona St. (11/25/2022)
Penalties	8	Arizona St. (11/25/2022)
Penalty yards	94	Arizona St. (11/25/2022)
Turnovers	4	Arizona St. (11/25/2022)
Punts	5	Colorado (10/01/2022)
	5	at San Diego St. (09/03/2022)
Punting avg.	50.0	at Washington (10/15/2022)
Long punt	60	Mississippi St. (09/10/2022)
Punts inside 20	2	Washington St. (11/19/2022)
	2	at Utah (11/05/2022)
	2	Oregon (10/08/2022)
	2	at California (09/24/2022)
	2	Mississippi St. (09/10/2022)
Long punt return	22	at San Diego St. (09/03/2022)

Opponent Individual Game Highs

Rushes	24	Xazavian Valladay vs Arizona St. (11/25/2022)
	24	Zach Charbonnet at UCLA (11/12/2022)
Yards rushing	274	Jaydn Ott at California (09/24/2022)
TD rushes	3	Zach Charbonnet at UCLA (11/12/2022)
	3	Bo Nix vs Oregon (10/08/2022)
	3	Jaydn Ott at California (09/24/2022)
Long rush	73	Jaydn Ott at California (09/24/2022)
Pass attempts	48	Trenton Bourguet vs Arizona St. (11/25/2022)
	48	Will Rogers vs Mississippi St. (09/10/2022)
Pass completions	39	Will Rogers vs Mississippi St. (09/10/2022)
Yards passing	516	Michael Penix Jr. at Washington (10/15/2022)
TD passes	5	Caleb Williams vs USC (10/29/2022)
Long pass	70	Caleb Williams vs USC (10/29/2022)
Receptions	10	Jaylin Conyers vs Arizona St. (11/25/2022)
Yards receiving	169	Rome Odunze at Washington (10/15/2022)
TD receptions	2	Tahj Washington vs USC (10/29/2022)
	2	Rome Odunze at Washington (10/15/2022)
	2	Caleb Ducking vs Mississippi St. (09/10/2022)
	2	Austin Williams vs Mississippi St. (09/10/2022)
Long reception	70	Kyle Ford vs USC (10/29/2022)
Field goals	2	Ben Raybon vs Mississippi St. (09/10/2022)
	2	Jack Browning at San Diego St. (09/03/2022)
Long field goals	45	Denis Lynch vs USC (10/29/2022)
Punts	5	Trent Carrizosa vs Colorado (10/01/2022)
Punting avg.	60.0	Archer Trafford vs Mississippi St. (09/10/2022)
Long punt	60	Archer Trafford vs Mississippi St. (09/10/2022)
Punts inside 20	2	Nick Haberer vs Washington St. (11/19/2022)
	2	Jack Bouwmeester at Utah (11/05/2022)
	2	Adam Barry vs Oregon (10/08/2022)
	2	Jamieson Sheahan at California (09/24/2022)
Long punt return	22	Jordan Byrd at San Diego St. (09/03/2022)
Long kickoff return	36	Lincoln Victor vs Washington St. (11/19/2022)
Tackles	13	Trevor Woods vs Colorado (10/01/2022)
Sacks	2	Jeremiah Martin at Washington (10/15/2022)
Tackles for loss	2	T.J. Pesefea vs Arizona St. (11/25/2022)
	2	Jeremiah Martin at Washington (10/15/2022)
	2	Craig Woodson at California (09/24/2022)
Interceptions	2	Sam Lockett III vs Washington St. (11/19/2022)

ARIZONA'S PLAYS 20+ YARDS

Yards	Type	Player(s)	Opponent
73	Pass	Singer, Dorian from de Laura,Jayden	USC
72*	Rush	Wiley, Michael	Arizona State
57	Rush	Wiley, Michael	Utah
52*	Rush	Williams, DJ	Oregon
51*	Rush	Wiley, Michael	Arizona State
51	Pass	Simpson, Anthony from Fifita,Noah	Utah
48	Pass	Singer, Dorian from de Laura, Jayden	UCLA
47	Pass	McMillan,Tetairoa from de Laura, Jayden	Washington State
47*	Pass	Singer, Dorian from de Laura,Jayden	Washington State
47	FR	Turner, Jaxen	Mississippi St.
47	Pass	Singer, Dorian from de Laura,Jayden	Colorado
46*	Pass	McMillan,Tetairoa from de Laura, Jayden	Washington
45	Pass	McMillan,Tetairoa from de Laura, Jayden	Utah
43	Rush	Coleman,Jonah	Oregon
42	Pass	Singer,Dorian from de Laura,Jayden	Arizona State
39	KR	Simpson, Anthony	Oregon
39	Pass	Cowing, Jacob from de Laura,Jayden	Washington
39*	Pass	Singer, Dorian from de Laura, Jayden	Washington
38	Pass	Cowing, Jacob from de Laura, Jayden	San Diego State
38	Pass	Singer, Dorian from de Laura, Jayden	Oregon
38	Pass	Wiley, Michael from de Laura, Jayden	Utah
37	Pass	McMillan,Tetairoa from de Laura,Jayden	San Diego State
37	Pass	Cowing, Jacob from de Laura,Jayden	USC
37	Pass	Cowing,Jacob from de Laura,Jayden	Oregon
36	Pass	Singer,Dorian from de Laura,Jayden	Colorado
34	Rush	de Laura,Jayden	USC
34*	Rush	Wiley, Michael	Mississippi St.
33	Pass	McMillan,Tetairoa from de Laura, Jayden	USC
33	PR	Cowing, Jacob	Oregon
32	Pass	Singer,Dorian from de Laura,Jayden	California
32	Pass	Cowing,Jacob from de Laura,Jayden	California
31	Pass	Singer,Dorian from de Laura,Jayden	Washington State
30	Pass	McLachlan,Tanne from de Laura,Jayden	Mississippi St.
30	Pass	Wiley,Michael from de Laura,Jayden	Arizona State
30	Pass	Cowing,Jacob from de Laura,Jayden	UCLA
30	Pass	Singer,Dorian from de Laura,Jayden	North Dakota State
29	Pass	Cowing,Jacob from de Laura,Jayden	Colorado
29	Pass	Cowing,Jacob from de Laura,Jayden	San Diego State
29	Pass	Cowing,Jacob from de Laura,Jayden	California
28	Pass	McMillan,Tetairoa from de Laura,Jayden	Colorado
28	Rush	Luke,Rayshon	Utah
28	Pass	Cowing,Jacob from de Laura,Jayden	UCLA
28	Rush	Luke,Rayshon	North Dakota State
28	INT	Turner,Jaxen	Arizona State
28	KR	Simpson,Anthony	California
27	KR	Simpson,Anthony	Washington
27	Pass	Singer,Dorian from de Laura,Jayden	Arizona State
27	Pass	McMillan,Tetairoa from Fifita,Noah	Mississippi St.
26*	Pass	McMillan,Tetairoa from de Laura, Jayden	Washington
26	Pass	Singer,Dorian from de Laura,Jayden	Washington State
26	Pass	Singer,Dorian from de Laura,Jayden	Washington
26	Pass	Williams,DJ from de Laura,Jayden	USC
25	Pass	McLachlan,Tanne from de Laura,Jayden	Arizona State
25	Pass	Cowing,Jacob from de Laura,Jayden	San Diego State
25	Rush	Wiley,Michael	Washington State
25*	Pass	Cowing,Jacob from de Laura,Jayden	San Diego State
25	Pass	McLachlan,Tanne from de Laura,Jayden	California
25	Rush	Williams,DJ	Colorado
25	Pass	McLachlan,Tanne from de Laura,Jayden	UCLA
25	Pass	Cowing,Jacob from de Laura,Jayden	Washington
24	Pass	Cowing,Jacob from de Laura,Jayden	Colorado
24	Pass	McMillan,Tetairoa from de Laura,Jayden	Mississippi St.
24	Pass	McLachlan,Tanne from de Laura,Jayden	North Dakota State
24	Rush	Coleman,Jonah	Arizona State
24	Rush	Wiley,Michael	Colorado
24	Pass	Singer,Dorian from de Laura,Jayden	San Diego State
24	Pass	Cowing,Jacob from de Laura,Jayden	California
24*	Pass	McMillan,Tetairoa from de Laura,Jayden	California
23*	Pass	McMillan,Tetairoa from de Laura,Jayden	Colorado
23	Pass	Singer,Dorian from de Laura,Jayden	North Dakota State
23*	Pass	Singer,Dorian from de Laura,Jayden	USC
23	Pass	McLachlan,Tanne from de Laura,Jayden	UCLA
23	Pass	McMillan,Tetairoa from de Laura,Jayden	Utah
22	Rush	Wiley,Michael	Arizona State
22*	Pass	Wiley,Michael from de Laura,Jayden	UCLA

* touchdown scored on play

LONG PLAYS BY THE NUMBERS

Long Plays By Yards	No.	TD
100+	0	0
90-99	0	0
80-89	0	0
70-79	2	1
60-69	0	0
50-59	4	2
40-49	10	2
30-39	21	2
20-29	57	8

LONG PLAYS BY TYPE

	No.	TD
Rushing	17	4
Passing	68	11
Punt returns	1	0
Kick returns	5	0
Interceptions	2	0
Fumble returns	1	0
Other	0	0
TOTAL	94	15

20+ YARD PLAYS BY PLAYER

Player	No.	TD	R	P	KR	PR	IR	FR
Singer, Dorian	21	3	0	21	0	0	0	0
Cowing, Jacob	19	2	0	18	0	1	0	0
McMillan, Tetairoa	14	4	0	14	0	0	0	0
Wiley, Michael	13	4	9	4	0	0	0	0
McLachlan, Tanner	8	1	0	8	0	0	0	0
Simpson, Anthony	6	0	0	1	5	0	0	0
Williams, DJ	4	1	2	2	0	0	0	0
Turner, Jaxen	3	0	0	0	0	0	2	1
Coleman, Jonah	2	0	2	0	0	0	0	0
Luke, Rayshon	2	0	2	0	0	0	0	0
de Laura,Jayden	1	0	1	0	0	0	0	0
TOTAL	93	15	16	68	5	1	2	1

Longest Plays of the Year

Rushing

72 Wiley, Michael vs Arizona State (11/25/2022)

Rushing Touchdown

72 Wiley, Michael vs Arizona State (11/25/2022)

Passing

73 Singer, Dorian from de Laura,Jayden vs USC (10/29/2022)

Passing Touchdown

47 Singer, Dorian from de Laura, Jayden vs Washington State (11/19/2022)

Punt Return

33 Cowing, Jacob vs Oregon (10/8/2022)

Kick Return

39 Simpson,Anthony vs Oregon (10/8/2022)

Interception Return

28 Turner,Jaxen vs Arizona State (11/25/2022)

Fumble Return

47 Turner,Jaxen vs Mississippi St. (9/10/2022)

Punt

64 Ostendorp,Kyle vs Mississippi St. (9/10/2022)

Field Goal

48 Loop,Tyler vs Washington (10/15/2022)

GAME 1 RECAP at SDSU

De Laura throws 4 TD passes as Arizona torches SDSU 38-20

Game 1 • Arizona (1-0, 0-0 Pac-12) at San Diego State (0-1, 0-0 Mountain West)

Date..... Saturday, Sept. 3, 2022
 Time 12:30 PM MST
 Location San Diego, Calif.
 Stadium Snapdragon Stadium (35,000)
 Surface Natural Grass
 Television CBS



All-Time Series.....ARIZ now leads 11-6
 in San Diego. ARIZ now leads 4-3
 StreakARIZ has now won 1 in a row

	1	2	3	4	F
Arizona	10	14	7	7	38
SDSU	0	10	10	0	20

SCORING SUMMARY

FIRST QUARTER

ARIZ (3-0) T. Loop 25-yard field goal Drive: 16 plays, 66 yards, 5:35 TOP, 7:06 left
 ARIZ (10-0) J. Cowing 17-yard pass from J. de Laura (T. Loop kick) Drive: 7 plays, 40 yards, 2:59 TOP, 3:19 left

SECOND QUARTER

SDSU (3-10) J. Browning 44-yard field goal Drive: 11 plays, 48 yards, 4:48 TOP, 13:31 left
 ARIZ (17-3) T. McMillan 6-yard pass from J. de Laura (T. Loop kick) Drive: 8 plays, 75 yards, 3:12 TOP, 10:19 left
 SDSU (10-17) T. Shavers 11-yard pass from B. Burmeister (J. Browning kick) Drive: 7 plays, 32 yards, 3:37 TOP, 4:49 left
 ARIZ (24-10) J. Cowing 4-yard pass from J. de Laura (T. Loop kick) Drive: 6 plays, 54 yards, 2:07 TOP, 0:28 left

THIRD QUARTER

ARIZ (31-10) J. Cowing 25-yard pass from J. de Laura (T. Loop kick) Drive: 5 plays, 75 yards, 2:20 TOP, 12:40 left
 SDSU (17-31) J. Armstead 0-yard blocked punt return (J. Browning kick)
 SDSU (20-31) J. Browning 23-yard field goal Drive: 8 plays, 37 yards, 3:19 TOP, 3:36 left

FOURTH QUARTER

ARIZ (38-20) D. Williams 10-yard rush (T. Loop kick) Drive: 11 plays, 75 yards, 5:34 TOP, 13:02 left

RECAP

SAN DIEGO (AP) — Jayden de Laura threw four touchdown passes, three to fellow transfer Jacob Cowing, and Arizona beat San Diego State 38-20 on a sizzling Saturday to spoil the debut of Snapdragon Stadium.

The Aztecs (0-1) waited two years for their new stadium to be built next to where 70,000-seat SDCCU Stadium once stood, and then were embarrassed by the Wildcats (1-0) on a 100-degree day. SDSU announced a sellout of 34,046. Many seats were empty at kickoff and the east stands, totally exposed to the sun, were mostly empty by the fourth quarter.

Arizona avenged a 38-14 loss to SDSU in its home opener last year during a 1-11 season. De Laura, who transferred from Washington State, completed 22 of 35 passes for 299 yards. He was intercepted once. Cowing, a transfer from UTEP, had eight catches for 152 yards.

The Wildcats sacked transfer Braxton Burmeister on the first play from scrimmage, forced SDSU to punt and then scored the stadium's first points on Tyler Loop's 25-yard field goal.

De Laura, the Pac-12 Freshman Offensive Player of the Year at Washington State last season, hit Cowing for on a 17-yard pass for a 10-0 lead and then found freshman Tetairoa McMillan on a 4-yarder to make it 17-3 midway through the second quarter.

SDSU pulled to 17-10 on Burmeister's 11-yard pass to Tyrell Shavers. The Aztecs had a great chance to tie the game after Noah Tumblin intercepted de Laura at the 40. Chance Bell rumbled into the end zone from 25 yards, but the play came back on a holding penalty. Jaxen Turner intercepted Burmeister on the next play and returned it 20 yards to set up de Laura's 4-yard scoring pass to Cowing with 28 seconds left in the first half.

Arizona took the opening kickoff of the second half and moved 75 yards in five plays, with Cowing pulling in a 25-yard scoring pass for a 31-10 lead.

SDSU scored 10 points in just more than three minutes to close to 31-20. Punting from his own end zone, Arizona's Kyle Ostendorf booted the ball into a lineman's backside and Jaylon Armistead recovered for a touchdown. Jack Browning kicked a 23-yard field goal.

THE TAKEAWAY

Arizona looked nothing like the team that staggered to a 1-11 finish in coach Jedd Fisch's first season. The Wildcats reloaded with 50 new players, including 11 from the transfer portal. De Laura transferred from WSU after throwing for 2,796 yards and 23 touchdowns, while Cowing moved over from UTEP after tallying 1,354 yards receiving.

TEAM STATS

Category	ARIZ	SDSU
First Downs	25	14
Rushes-Yards (Net)	39-162	42-170
Passing Yards (Net)	299	62
Comp-Att-Int	22-35-1	7-16-1
Total Offense Plays-Yds	74-461	58-232
Fumble Returns-Yds	0-0	0-0
Punt Returns-Yds	2-23	2-23
Kickoff Returns-Yds	1-18	3-64
Interception Returns-Yds	1-20	1-0
Punts (Number-Net Avg)	3-17.0	5-28.8
Fumbles-Lost	1-1	1-1
Penalties-Yards	4-35	6-37
Possession Time	32:37	27:23
Third-Down Conversions	6-of-13	2-of-11
Fourth-Down Conversions	1-of-2	2-of-2
Red Zone Scores-Chances	5-5	3-4
Sacks By (Number-Yds)	1-6	1-6

INDIVIDUAL STATS

RUSHING: ARIZ - Williams, DJ 14-88; Coleman, J. 13-40; Wiley, M. 6-31; Luke, R. 4-12; Simpson, A. 1-(-3); de Laura, J. 1-(-6). **SDSU** - Davis, C. 8-39; Armstead, J. 5-33; Bell, C. 8-30; Byrd, J. 3-22; Burmeister, B. 10-20; Haskell, W. 3-19; Crum, K. 1-8; Christon, K. 3-1; TEAM 1-(-2).

PASSING: ARIZ - de Laura, J. 22-35-4-299. **SDSU** - Burmeister, B. 5-10-1-51; Haskell, W. 2-6-0-11.

RECEIVING: ARIZ - Cowing, J. 8-152; Singer, D. 6-57; McMillan, T. 3-53; Wiley, M. 3-18; McLachlan, T. 1-10; Williams, DJ 1-9; Lines, A. 1-0. **SDSU** - Christon, K. 2-19; Matthews, J. 2-18; Shavers, T. 2-10; Redman, M. 1-15.

INTERCEPTIONS: ARIZ - Turner, J. 1-20. **SDSU** - Tumblin, N. 1-0.

FUMBLES: ARIZ - Singer, D. 1-1. **SDSU** - Bell, C. 1-1.

SACKS: ARIZ - Harris, Jal. 1.0-6. **SDSU** - Tavai, Jus. 1.0-6.

ARIZONA NOTEBOOK

- The Wildcats 18-point margin of victory was their largest since beating Northern Arizona 65-41 (24 points) in 2019.
- De Laura's four touchdown passes are the most by an Arizona QB in their Wildcat debut since Anu Solomon threw four against UNLV in 2014.
- 3 TD by Cowing marked the first time a player making their Power Five debut scored three touchdowns since Texas Tech's Michael Crabtree in 2007.
- Going back through the 1996 season, McMillan is the only Arizona true freshman WR to catch a touchdown pass in his first career game.

GAME 2 RECAP vs. MISSISSIPPI STATE

Rogers Throws 4 TDs, Mississippi State Defeats Arizona 39-17

Game 2 · Arizona (1-1, 0-0 Pac-12) vs. Mississippi State (2-0, 0-0 SEC)

Date..... Saturday, Sept. 10, 2022
 Time8:00 PM MST
 Location Tucson, Ariz.
 Stadium Arizona Stadium (50,600)
 SurfaceFieldTurf (2022)
 TelevisionFS1



All-Time Series..... MSU now leads 1-0
 in Tucson..... MSU now leads 1-0
 Streak MSU has now won 1 in a row

Score by Quarters					
	1	2	3	4	F
Miss. St.	15	3	7	14	39
Arizona	7	3	7	0	17

SCORING SUMMARY

FIRST QUARTER

ARIZ (7-0) M. Wiley 34-yard rush (T. Loop kick) Drive: 6 plays, 75 yards, 2:03 TOP, 12:57 left
 MSU (7-7) J. Marks 9-yard rush (M. Biscardi kick missed) Drive: 8 plays, 70 yards, 3:37 TOP, 9:14 left
 MSU (12-7) C. Ducking 9-yard pass from W. Rogers (M. Biscardi kick missed) Drive: 3 plays, 22 yards, 1:11 TOP, 5:27 left
 MSU (15-7) B. Raybon 39-yard field goal Drive: 7 plays, 19 yards, 3:46 TOP, 0:40 left

SECOND QUARTER

ARIZ (10-15) T. Loop 43-yard field goal Drive: 4 plays, 2 yards, 1:27 TOP, 12:55 left
 MSU (18-10) B. Raybon 22-yard field goal Drive: 14 plays, 76 yards, 6:19 TOP, 0:33 left

THIRD QUARTER

MSU (25-10) A. Williams 5-yard pass from W. Rogers (B. Raybon kick) Drive: 8 plays, 75 yards, 4:15 TOP, 10:45 left
 ARIZ (17-25) J. Cowing 2-yard pass from J. de Laura (T. Loop kick) Drive: 2 plays, 4 yards, 0:48 TOP, 7:37 left

FOURTH QUARTER

MSU (32-17) A. Williams 4-yard pass from W. Rogers (B. Raybon kick) Drive: 4 plays, 11 yards, 1:49 TOP, 14:17 left
 MSU (39-17) C. Ducking 2-yard pass from W. Rogers (B. Raybon kick) Drive: 12 plays, 69 yards, 5:58 TOP, 3:18 left

RECAP

TUCSON, Ariz. (AP) — Will Rogers threw for 313 yards and four touchdowns — two each to Austin Williams and Caleb Ducking — and Mississippi State beat Arizona 39-17 on Saturday night at Arizona Stadium.

It was a strange game for the Bulldogs, who looked like they were going to pull away multiple times before costly turnovers allowed Arizona to stay in the game. Ultimately, the defense was able to limit the damage from those miscues and Mississippi State was able to leave Tucson with a deceptively large advantage on the scoreboard.

Both teams finished with three turnovers.

Rogers finished 39-of-49 passing, completing 15 passes in a row at one point in the second half. Mississippi State finished with 426 total yards, including 106 on the ground.

Mississippi State (2-0) pushed ahead 25-10 early in the third quarter on a 5-yard touchdown pass from Rogers to Williams, capping an eight-play, 75-yard drive. It was one of many times that the Bulldogs clearly had the momentum.

But the Wildcats weren't done, taking advantage of a Mississippi State fumble to pull within 25-17 on the ensuing drive after a 2-yard touchdown pass from Jayden de Laura to Jacob Cowing.

Arizona was driving again later in the third quarter, but de Laura had a pass tipped at the line of scrimmage by Mississippi State's Tyrus Wheat. Teammate Nathaniel Watson plucked the ball out of the air and ran all the way to the Arizona 11. Four plays later, Rogers hit Williams for the pair's second touchdown of the night and a 32-17 lead.

De Laura — a transfer from Washington State — completed 23 of 45 passes for 220 yards, one touchdown and three interceptions.

It was the first meeting between the two programs.

Arizona (1-1) won the toss, elected to receive the kickoff, and that offensive confidence was rewarded with a quick touchdown drive. Michael Wiley ran 34 yards down the right sideline to the end zone for a 7-0 lead.

Mississippi State responded with the next 15 points and didn't trail again. The Bulldogs were helped by an ill-advised heave from de Laura, which turned into an interception and a touchdown on the ensuing drive.

Mississippi State took an 18-10 lead into halftime.

TEAM STATS

Category	MSU	ARIZ
First Downs	27	19
Rushes-Yards (Net)	24-106	22-40
Passing Yards (Net)	320	276
Comp-Att-Int	40-50-1	27-54-3
Total Offense Plays-Yds	74-426	76-316
Fumble Returns-Yds	0-0	1-47
Punt Returns-Yds	2-29	0-0
Kickoff Returns-Yds	1-30	0-0
Interception Returns-Yds	3-80	1-11
Punts (Number-Net Avg)	3-48.7	4-37.0
Fumbles-Lost	2-2	0-0
Penalties-Yards	7-80	6-46
Possession Time	36:57	23:03
Third-Down Conversions	5-of-12	4-of-14
Fourth-Down Conversions	1-of-1	1-of-4
Red Zone Scores-Chances	6-6	1-2
Sacks By (Number-Yds)	2-25	2-15

INDIVIDUAL STATS

RUSHING: ARIZ - Wiley, M. 4-49; Coleman, J. 5-12; Williams, DJ 7-10; Joiner, J. 1-2; TEAM 1-(-8); de Laura, J. 2-(-25). MSU - Johnson, D. 11-60; Marks, J. 8-53; Price, S. 2-2; Rogers, W. 3-(-9).

PASSING: ARIZ - de Laura, J. 23-45-1-220; Fifita, N. 4-8-0-56; Joiner, J. 0-1-0-0. MSU - Rogers, W. 39-49-4-313; Robertson, S. 1-1-0-7.

RECEIVING: ARIZ - Cowing, J. 8-46; McMillan, T. 4-69; Wiley, M. 4-54; McLachlan, T. 4-51; Singer, D. 3-39; Coleman, J. 2-8; Lines, A. 1-8; Luke, R. 1-1. MSU - Ducking, C. 7-56; Harvey, R. 6-54; Johnson, D. 6-34; Thomas, R. 5-63; Williams, A. 5-31; Marks, J. 5-19; Griffin, L. 2-28; Walley, J. 2-12; Harmon, A. 1-16; Calvin, J. 1-7.

INTERCEPTIONS: ARIZ - Stukes, T. 1-11. MSU - Watson, N. 1-51; Green, J. 1-29; Forbes, E. 1-0.

FUMBLES: ARIZ - None. MSU - Rogers, W. 1-0; Calvin, J. 1-1; Ducking, C. 1-0; Marks, J. 1-1.

SACKS: ARIZ - Shand, P. 1.5-11; Harris, Jal. 0.5-4. MSU - Charlton, R. 1.0-15; Duncan, C. 1.0-10.

ARIZONA NOTEBOOK

- Through just two games, Jacob Cowing has pulled in four touchdown catches. He has already matched last year's top scoring threat through the air, running back Michael Wiley, who tallied four receiving TDs in 11 games played.
- Linebacker Jerry Roberts reached double-digit tackles against the Bulldogs to achieve the feat in a second consecutive game. Roberts previously had one double-digit tackle game in his career at Arizona (Utah 2021).
- Cornerback Treydan Stukes' interception in the second quarter was the first of his career. The Wildcats now have two interceptions on the year, halfway to the four they notched in 12 games last season.

GAME 3 RECAP vs. NDSU

De Laura throws 4 TD passes as Arizona torches SDSU 38-20

Game 3 · Arizona (2-1, 0-0 Pac-12) vs. North Dakota State (2-1, 0-0 MVC)

Date.....Saturday, Sept. 17, 2022
 Time8:00 PM MST
 Location Tucson, Ariz.
 Stadium Arizona Stadium (50,600)
 SurfaceFieldTurf (2022)
 TelevisionFS1



Score by Quarters

	1	2	3	4	F
NDSU	7	7	14	0	28
Arizona	7	10	7	7	31

All-Time Series.....ARIZ now leads 1-0
 in Tucson.....ARIZ now leads 1-0
 StreakARIZ has now won 1 in a row

SCORING SUMMARY

FIRST QUARTER

ARIZ (7-0) M. Wiley 6-yard rush (T. Loop kick) Drive: 8 plays, 59 yards, 3:45 TOP, 5:19 left
 NDSU (7-7) H. Luepke 31-yard pass from C. Miller (G. Crosa kick) Drive: 9 plays, 80 yards, 4:12 TOP, 0:59 left

SECOND QUARTER

ARIZ (14-7) J. de Laura 7-yard rush (T. Loop kick) Drive: 10 plays, 83 yards, 4:44 TOP, 5:45 left
 NDSU (14-14) C. Miller 2-yard rush (G. Crosa kick) Drive: 9 plays, 75 yards, 4:55 TOP, 0:50 left
 ARIZ (17-14) T. Loop 36-yard field goal Drive: 4 plays, 56 yards, 0:50 TOP, 0:00 left

THIRD QUARTER

NDSU (21-17) H. Luepke 6-yard rush (G. Crosa kick) Drive: 6 plays, 76 yards, 2:45 TOP, 9:40 left
 ARIZ (24-21) J. Coleman 2-yard rush (T. Loop kick) Drive: 8 plays, 75 yards, 3:59 TOP, 5:41 left
 NDSU (28-24) H. Luepke 38-yard rush (G. Crosa kick) Drive: 7 plays, 75 yards, 3:34 TOP, 2:07 left

FOURTH QUARTER

ARIZ (31-28) J. Cowing 22-yard pass from J. de Laura (T. Loop kick) Drive: 10 plays, 78 yards, 4:06 TOP, 4:53 left

RECAP

TUCSON, Ariz. (AP) — Jayden de Laura threw for 229 yards and a touchdown, ran for another score, and Arizona rallied to beat North Dakota State 31-28 on Saturday night.

The Wildcats snapped North Dakota State's FBS win streak at six games, dating to 2010. The Bison have won nine out of the past 11 national championships at the FCS level and boast several NFL alumni — including quarterbacks Carson Wentz, Trey Lance and Easton Stick.

Arizona was trailing 28-24 midway through the fourth quarter but got a crucial stop on fourth-and-2 at its own 23 to flip momentum. The Wildcats then drove the field and took a 31-28 lead on de Laura's perfectly placed 22-yard touchdown pass to Jacob Cowing in the corner of the end zone.

Arizona's defense did the rest, holding NDSU's previously prolific running game in check. De Laura finished 20-of-29 passing.

North Dakota State's Hunter Luepke scored three touchdowns — two on the ground and one through the air. He ran for 115 yards, leading the Bison's 283-yard rushing attack.

NDSU came into Saturday's game with six straight wins over FBS programs, knocking off Kansas, Minnesota, Colorado State, Kansas State, Iowa State and No. 11 Iowa.

Luepke looked like he was going to be the hero on Saturday, plowing through the line of scrimmage for a 38-yard touchdown to give the Bison a 28-24 lead late in the third quarter. The 236-pound fullback was so excited during the celebration that he even bowled over teammate Jake Lippe during the celebration before helping him up.

But Arizona had one more rally left in the back-and-forth contest.

The Wildcats led 17-14 on Tyler Loop's 36-yard field goal at the halftime buzzer.

Arizona jumped ahead 7-0 in the first quarter on Michael Wiley's 6-yard touchdown run. North Dakota State tied it at 7-all later in the first when Cam Miller found Luepke all alone for a 31-yard touchdown pass.

The Bison looked like they were about to grab the lead in the second quarter, but Hunter Echols strip-sacked Miller at the Arizona 17 and the Wildcats were able to recover the fumble. It was one of many examples of an opportunistic Arizona defense that gave up 407 yards but came up big at crucial moments.

Arizona took advantage of the turnover, driving the field and grabbing a 14-7 lead on de Laura's 7-yard touchdown run. Once again, the Bison responded with Miller's 2-yard run with 50 seconds before halftime tied it at 14.

TEAM STATS

Category	NDSU	ARIZ
First Downs	21	23
Rushes-Yards (Net)	45-283	36-165
Passing Yards (Net)	124	229
Comp-Att-Int	10-12-0	20-28-0
Total Offense Plays-Yds	57-407	64-394
Fumble Returns-Yds	0-0	0-0
Punt Returns-Yds	1-11	0-0
Kickoff Returns-Yds	1-11	0-0
Interception Returns-Yds	0-0	0-0
Punts (Number-Net Avg)	2-41.5	2-49.0
Fumbles-Lost	1-1	1-0
Penalties-Yards	6-60	1-15
Possession Time	31:18	28:42
Third-Down Conversions	3-of-7	5-of-11
Fourth-Down Conversions	0-of-2	1-of-2
Red Zone Scores-Chances	2-3	4-4
Sacks By (Number-Yds)	1-8	2-13

INDIVIDUAL STATS

RUSHING: ARIZ - Wiley, M. 9-51; de Laura, J. 10-50; Coleman, J. 6-32; Luke, R. 2-32; Williams, DJ 4-18; Joiner, J. 1-1; TEAM 4-(-19). NDSU - Luepke, H. 18-115; Williams, T. 4-53; Johnson, K. 5-34; Payton, C. 5-32; Henderson, B. 2-26; Gonnella, D. 2-22; Hart, DJ 1-2; Miller, C. 7-0; Bussey, J. 1-(-1).

PASSING: ARIZ - de Laura, J. 20-28-1-229. NDSU - Miller, C. 10-12-1-124.

RECEIVING: ARIZ - Singer, D. 6-88; Cowing, J. 5-55; McLachlan, T. 4-50; Wiley, M. 2-6; McMillan, T. 1-19; Coleman, J. 1-14; Simpson, A. 1-(-3). NDSU - Luepke, H. 3-65; Gindorff, N. 3-30; Lippe, J. 1-17; Nelson, R. 1-9; Henderson, B. 1-2; Johnson, K. 1-1.

INTERCEPTIONS: ARIZ - None. NDSU - None.

FUMBLES: ARIZ - TEAM 1-0. NDSU - Miller, C. 1-1.

SACKS: ARIZ - Echols, H. 1.0-12; Wilson Jr., D. 1.0-1. NDSU - Derritt, J. 1.0-8.

ARIZONA NOTEBOOK

- Arizona handed North Dakota State their first loss to an FBS team since dropping a 34-17 decision at Iowa State in 2009. The Bison had won six consecutive FBS matchups since 2010.
- The 392 yards of total offense generated by the Arizona offense are the most surrendered by the NDSU defense since South Dakota State went for 454 in April 2021, a span of 20 games.
- Quarterback Jayden de Laura, along with running backs Michael Wiley and Jonah Coleman, all rushed for touchdown on Saturday night. Three rushing scores is the most for the Wildcats since punching in three on Nov. 2, 2019 against Oregon State.

GAME 4 RECAP at CALIFORNIA

Wildcats Drop Pac-12 Opener to Cal, 49-31

Game 4 • Arizona (2-2, 0-1 Pac-12) at California (3-1, 1-0 Pac-12)

Date.....Saturday, Sept. 24, 2022
 Time2:30 PM MST
 LocationBerkeley, Calif.
 Stadium Cal. Mem. Stadium (63,000)
 SurfaceFieldTurf
 TelevisionPac-12 Networks



All-Time Series.....ARIZ now leads 19-15-2
 in Berkeley.CAL now leads 9-8-2
 Streak CAL has now won 1 in a row

Score by Quarters					
	1	2	3	4	F
Arizona	14	10	0	7	31
California	7	14	14	14	49

SCORING SUMMARY

FIRST QUARTER

CAL (7-0) J. Ott 73-yard rush (D. Longhetto kick) Drive: 2 plays, 75 yards, 0:43 TOP, 14:17 left
 ARIZ (7-7) J. Coleman 1-yard rush (T. Loop kick) Drive: 8 plays, 75 yards, 3:01 TOP, 11:16 left
 ARIZ (14-7) M. Wiley 1-yard rush (T. Loop kick) Drive: 9 plays, 92 yards, 4:23 TOP, 5:28 left

SECOND QUARTER

CAL (14-14) J. Sturdivant 16-yard pass from J. Plummer (D. Longhetto kick) Drive: 8 plays, 80 yards, 3:22 TOP, 11:56 left
 ARIZ (21-14) T. McMillan 24-yard pass from J. de Laura (T. Loop kick) Drive: 6 plays, 75 yards, 1:56 TOP, 10:00 left
 CAL (21-21) D. Brooks 3-yard rush (D. Longhetto kick) Drive: 13 plays, 82 yards, 6:16 TOP, 3:40 left
 ARIZ (24-21) T. Loop 37-yard field goal Drive: 10 plays, 41 yards, 2:53 TOP, 0:40 left

THIRD QUARTER

CAL (28-24) K. Latu 3-yard pass from J. Plummer (D. Longhetto kick) Drive: 8 plays, 87 yards, 4:03 TOP, 9:17 left
 CAL (35-24) J. Ott 18-yard rush (D. Longhetto kick) Drive: 5 plays, 58 yards, 2:14 TOP, 4:59 left

FOURTH QUARTER

CAL (42-24) J. Hunter 37-yard pass from J. Plummer (D. Longhetto kick) Drive: 6 plays, 71 yards, 2:53 TOP, 14:52 left
 ARIZ (31-42) J. Cowing 14-yard pass from J. de Laura (T. Loop kick) Drive: 6 plays, 75 yards, 2:17 TOP, 12:36 left
 CAL (49-31) J. Ott 72-yard rush (D. Longhetto kick) Drive: 2 plays, 75 yards, 0:55 TOP, 4:56 left

RECAP

BERKELEY, Calif. (AP) — Jaydn Ott ran for 274 yards and three touchdowns and California opened Pac-12 play with a 49-31 victory over Arizona on Saturday.

Ott scored on a 73-yard run on the second play from scrimmage, an improbable 18-yarder in the third quarter after he had appeared to be stopped for a short gain, and then another 72-yarder to ice it late in the fourth.

Ott had the third most rushing yards in school history, trailing only Jahvid Best's 311 against Washington in 2008 and Jerry Drew's 283 against Oregon State in 1954.

Jack Plummer added three TD passes for the Golden Bears (3-1, 1-0), who won their sixth straight home game. It's their longest winning streak at Memorial Stadium since a nine-gamer in 2008-09.

Cal also ended a six-game skid against Arizona (2-2, 0-1) by beating the Wildcats for the first time since 2009.

Jayden de Laura threw for 401 yards and two touchdowns for the Wildcats (2-2, 0-1), who had no answers defensively and lost their 12th straight conference road game.

A year after Arizona beat COVID-depleted Cal 10-3 at home for its only win in 2021, the teams exceeded that point total after both teams scored touchdowns on the opening drive.

It was a back-and-forth, high-scoring affair in the first half with Ott scoring on a 73-yard run on the second play from scrimmage to set the tone.

The Wildcats scored on four of their first five drives of the game, getting two short TD runs by Jonah Coleman and Michael Wiley and a 24-yard TD pass from de Laura to Tetairoa McMillan.

Plummer threw a 16-yard TD pass to J. Michael Sturdivant in the second quarter and gave Cal the lead early in the third when he found Keleki Latu from 3 yards out on fourth-and-1.

Ott added his second TD midway through the third quarter. He ran into a group of defenders at the 13 yet managed to keep his feet and snuck out of the scrum to run it into the end zone to make it 35-24.

Ott added his second breakaway run late in the fourth quarter.

TEAM STATS

Category	ARIZ	CAL
First Downs	31	27
Rushes-Yards (Net)	26-135	38-354
Passing Yards (Net)	401	245
Comp-Att-Int	27-45-2	18-28-0
Total Offense Plays-Yds	71-536	66-599
Fumble Returns-Yds	0-0	0-0
Punt Returns-Yds	0-0	2-32
Kickoff Returns-Yds	2-50	1-18
Interception Returns-Yds	0-0	2-19
Punts (Number-Net Avg)	4-33.5	4-42.5
Fumbles-Lost	1-1	0-0
Penalties-Yards	8-76	7-80
Possession Time	26:46	33:14
Third-Down Conversions	3-of-10	4-of-9
Fourth-Down Conversions	1-of-1	1-of-1
Red Zone Scores-Chances	4-5	4-4
Sacks By (Number-Yds)	0-0	2-11

INDIVIDUAL STATS

RUSHING: ARIZ - Wiley, M. 14-79; Coleman, J. 7-28; Williams, DJ 1-15; de Laura, J. 4-13. CAL - Ott, J. 19-274; Brooks, D. 10-32; Moore, D. 5-31; Hayes, A. 1-14; Stredick, A. 1-6; TEAM 2-(-3).

PASSING: ARIZ - de Laura, J. 27-45-2-401. CAL - Plummer, J. 18-28-3-245.

RECEIVING: ARIZ - Singer, D. 8-103; Cowing, J. 7-133; McLachlan, T. 6-88; McMillan, T. 3-59; Coleman, J. 2-(-3); Williams, DJ 1-21. CAL - Hunter, J. 5-82; Sturdivant, J. 3-60; Mojarro, E. 3-45; Young, M. 3-22; Latu, K. 2-26; Ott, J. 2-10.

INTERCEPTIONS: ARIZ - None. CAL - Sott, D. 1-19; Young, I. 1-0.

FUMBLES: ARIZ - de Laura, J. 1-1. CAL - None.

SACKS: ARIZ - None. CAL - Puskas, R. 1.0-8; Patu, O. 1.0-3.

ARIZONA NOTEBOOK

- Wildcat quarterback Jayden de Laura turned in the 19th 400-yard passing performance in school history against California. He finished the game 27-for-45 passing with two touchdowns and a career-high 401 yards.
- With his first quarter score, running back Michael Wiley now has recorded rushing touchdowns in three consecutive games, the longest such streak of his career. Going back to the Wildcats game against UCLA last season, Wiley has scored at least once in eight of his last 10 games.
- Wide receiver Jacob Cowing finished the game with 7 catches for 133 yards, marking his second 100-yard game with Arizona and the 15th of his career.

GAME 5 RECAP vs. COLORADO

De Laura Throws 6 TDs, Arizona Beats Winless Colorado 43-20

Game 5 · Arizona (3-2, 1-1 Pac-12) vs. Colorado (0-5, 0-2 Pac-12)

Date.....Saturday, Oct. 1, 2022
 Time6:30 PM MST
 Location Tucson, Ariz.
 Stadium Arizona Stadium (50,600)
 SurfaceFieldTurf (2022)
 Television..... Pac-12 Networks



All-Time Series.....COLO now leads 16-9
 in Tucson..... COLO now leads 9-4
 StreakARIZ has now won 1 in a row

Score by Quarters					
	1	2	3	4	F
Colorado	7	6	7	0	20
Arizona	13	13	10	7	43

SCORING SUMMARY

FIRST QUARTER

ARIZ (7-0) M. Wiley 8-yard pass from J. de Laura (T. Loop kick) Drive: 11 plays, 75 yards, 5:02 TOP, 9:58 left
 COLO (7-7) O. McCown 1-yard rush (C. Becker kick) Drive: 9 plays, 70 yards, 3:23 TOP, 6:35 left
 ARIZ (13-7) J. Cowing 3-yard pass from J. de Laura (K. Ostendorp rush failed) Drive: 12 plays, 75 yards, 5:16 TOP, 1:19 left

SECOND QUARTER

ARIZ (19-7) D. Singer 5-yard pass from J. de Laura (J. de Laura pass failed) Drive: 3 plays, 60 yards, 1:11 TOP, 8:16 left
 ARIZ (26-7) T. McLachlan 8-yard pass from J. de Laura (T. Loop kick) Drive: 6 plays, 65 yards, 2:48 TOP, 3:42 left
 COLO (13-26) D. Arias 14-yard pass from O. McCown (C. Becker kick missed) Drive: 5 plays, 65 yards, 0:50 TOP, 1:05 left

THIRD QUARTER

ARIZ (33-13) T. McMillan 23-yard pass from J. de Laura (T. Loop kick) Drive: 6 plays, 80 yards, 2:52 TOP, 8:10 left
 COLO (20-33) A. Hankerson 7-yard rush (C. Becker kick) Drive: 7 plays, 75 yards, 3:13 TOP, 4:57 left
 ARIZ (36-20) T. Loop 29-yard field goal Drive: 9 plays, 63 yards, 3:35 TOP, 1:22 left

FOURTH QUARTER

ARIZ (43-20) M. Wiley 5-yard pass from J. de Laura (T. Loop kick) Drive: 11 plays, 57 yards, 4:32 TOP, 8:57 left

RECAP

TUCSON, Ariz. (AP) — Jayden de Laura threw for 484 yards and tied a school record with six touchdowns, Jacob Cowing caught 12 passes for 180 yards and a touchdown and Arizona used that big night through the air to beat Colorado 43-20 on Saturday.

There were several offensive stars for Arizona, but it was a particularly good night for Dorian Singer, who made a pair of highlight-reel catches. The second - a fingertip catch in the back of the end zone for a 5-yard touchdown - gave the Wildcats a 19-7 lead.

Singer finished with nine catches for 163 yards.

Arizona (3-2, 1-1 Pac-12) is halfway to the six wins needed for bowl eligibility, one year after a dismal 1-11 campaign. The Wildcats rolled up 673 yards of total offense.

It was another lopsided loss for the Buffs (0-5, 0-2), who lost their first four games by at least 25 points and weren't much better against the Wildcats.

Colorado freshman Owen McCown completed 14 of 30 passes for 186 yards and a touchdown. He also ran for 43 yards and a touchdown.

The Wildcats took a 26-13 lead into halftime. The game could have been even more lopsided but Arizona couldn't convert on a few good opportunities. Among them: Singer's acrobatic one-handed grab for a 47-yard gain early in the second quarter put Arizona on Colorado's 3-yard line, but the Buffs stuffed the next four plays to keep the Wildcats out of the end zone.

De Laura threw for 273 yards and four touchdowns before halftime.

Arizona took an early 7-0 lead with a 75-yard touchdown drive on the opening possession. De Laura hit Michael Wiley for an 8-yard touchdown on the 11th play. Wiley finished with two touchdown catches.

The Buffs came right back with McCown orchestrating a nine-play, 70-yard drive. Colorado got close to the end zone on a 36-yard screen pass that caught Arizona in an all-out blitz and then McCown ran for a 1-yard touchdown on the next play.

Arizona would score the next 19 points and slowly pulled away.

TEAM STATS

Category	COLO	ARIZ
First Downs	20	36
Rushes-Yards (Net)	31-154	34-178
Passing Yards (Net)	186	495
Comp-Att-Int	14-30-0	34-49-0
Total Offense Plays-Yds	61-340	83-673
Fumble Returns-Yds	0-0	0-0
Punt Returns-Yds	1-0	4-19
Kickoff Returns-Yds	1-19	0-0
Interception Returns-Yds	0-0	0-0
Punts (Number-Net Avg)	5-41.6	1-41.0
Fumbles-Lost	1-1	1-0
Penalties-Yards	4-30	6-60
Possession Time	24:43	35:17
Third-Down Conversions	5-of-12	9-of-14
Fourth-Down Conversions	0-of-1	1-of-2
Red Zone Scores-Chances	3-4	6-9
Sacks By (Number-Yds)	0-0	3-11

INDIVIDUAL STATS

RUSHING: ARIZ - Wiley, M. 16-77; Williams, DJ 6-39; Coleman, J. 5-31; de Laura, J. 5-28; Cowing, J. 1-4; TEAM 1-(-1). COLO - Hankerson, A. 12-68; McCown, O. 10-43; Smith, D. 4-20; Offerdahl, C. 3-18; Sneed, R.J. 1-6; Tyson, J. 1-(-1).

PASSING: ARIZ - de Laura, J. 33-46-6-484; TEAM 0-2-0-0; McMillan, T. 1-1-0-11. COLO - McCown, O. 14-30-1-186.

RECEIVING: ARIZ - Cowing, J. 12-180; Singer, D. 9-163; McMillan, T. 5-90; Wiley, M. 5-34; McLachlan, T. 2-17; de Laura, J. 1-11. COLO - Arias, D. 3-31; Hankerson, A. 2-7; Bell, M. 2-2; Tyson, J. 1-42; Smith, D. 4-41; Offerdahl, C. 1-36; Robinson, T. 1-12; Lemonious-Craig, M. 1-7; Sneed, R.J. 1-4; Olsen, E. 1-4.

INTERCEPTIONS: ARIZ - None. COLO - None.

FUMBLES: ARIZ - Cowing, J. 1-0. COLO - McCown, O. 1-1.

SACKS: ARIZ - Young, C. 0.5-2; Echols, H. 1.5-5; Shand, P. 1.0-4. COLO - None.

ARIZONA NOTEBOOK

- With six touchdown passes in the victory over Colorado, Wildcat QB Jayden de Laura tied the Arizona school record, matching Tom Tunnicliffe's six touchdown throws against Pacific on Oct. 23, 1982.
- With three catches for 34 yards and a touchdown in the first quarter, Cowing eclipsed the 3,000-yard mark for his collegiate career while catching his seventh touchdown of the season.
- Arizona totaled 673 yards of total offense in its 43-20 win over Colorado, setting a school record for most yards of offense in conference play as a member of the Pac-10/12 Conference.

GAME 6 RECAP vs. OREGON

Nix, No. 12 Oregon's Offense Rolls in 49-22 Win Over Arizona

Game 6 · Arizona (3-3, 1-2 Pac-12) vs. Oregon (5-1, 3-0 Pac-12)

Date.....Saturday, Oct. 8 2022
 Time6:00 PM MST
 Location Tucson, Ariz.
 Stadium Arizona Stadium (50,600)
 SurfaceFieldTurf (2022)
 Television Pac-12 Networks



All-Time Series.....ORE now leads 29-18
 in Tucson..... ORE now leads 13-12
 Streak ORE has now won 3 in a row

Score by Quarters					
	1	2	3	4	F
Oregon	7	21	21	0	49
Arizona	3	10	3	6	22

SCORING SUMMARY

FIRST QUARTER

ARIZ (3-0) T. Loop 38-yard field goal Drive: 9 plays, 44 yards, 3:40 TOP, 5:13 left
 ORE (7-3) N. Whittington 55-yard rush (C. Lewis kick) Drive: 5 plays, 75 yards, 2:20 TOP, 2:53 left

SECOND QUARTER

ORE (14-3) B. Nix 2-yard rush (C. Lewis kick) Drive: 7 plays, 90 yards, 2:59 TOP, 12:01 left
 ORE (21-3) M. Mataavao 3-yard rush (C. Lewis kick) Drive: 9 plays, 86 yards, 4:13 TOP, 4:42 left
 ARIZ (10-21) D. Williams 52-yard rush (T. Loop kick) Drive: 2 plays, 75 yards, 0:59 TOP, 3:42 left
 ORE (28-10) J. James 1-yard rush (C. Lewis kick) Drive: 8 plays, 75 yards, 3:09 TOP, 0:34 left
 ARIZ (13-28) T. Loop 36-yard field goal Drive: 5 plays, 56 yards, 0:34 TOP, 0:00 left

THIRD QUARTER

ORE (35-13) B. Nix 2-yard rush (C. Lewis kick) Drive: 8 plays, 75 yards, 3:47 TOP, 11:13 left
 ORE (42-13) B. Irving 23-yard rush (C. Lewis kick) Drive: 4 plays, 39 yards, 1:09 TOP, 9:44 left
 ORE (49-13) B. Nix 25-yard rush (C. Lewis kick) Drive: 5 plays, 57 yards, 2:15 TOP, 5:04 left
 ARIZ (16-49) T. Loop 30-yard field goal Drive: 5 plays, 18 yards, 1:00 TOP, 0:28 left

FOURTH QUARTER

ARIZ (22-49) T. McMillan 11-yard pass from J. de Laura (de Laura pass failed) Drive: 10 plays, 85 yards, 4:20 TOP, 9:51 left

RECAP

TUCSON, Ariz. (AP) — Bo Nix threw for 265 yards and ran for three touchdowns, Noah Whittington added an early 55-yard touchdown run and No. 12 Oregon rolled to a 49-22 victory over Arizona on Saturday night.

The Ducks (5-1, 3-0 Pac-12) scored touchdowns on seven consecutive drives starting midway through the first quarter, building a 49-13 lead by late in the third.

Oregon piled up 580 yards of total offense - including 306 yards on the ground - doing pretty much whatever it wanted against Arizona (3-3, 1-2).

Nix was a great on the ground for a second straight game, scoring on a pair of 2-yard runs before breaking free for a 25-yard touchdown in the third quarter. He ran for a career-high 141 yards and two touchdowns last week against Stanford.

The Ducks have won five straight since a season-opening loss to Georgia, scoring more than 40 points in every game. They built a 28-13 lead by halftime Saturday. Nix completed 13 of 14 passes for 187 yards as the offense racked up 346 total yards before the break.

Arizona managed to stay within striking distance thanks to a 52-yard touchdown run by DJ Williams and a pair of field goals from Tyler Loop, including a 36-yarder as time expired in the second quarter.

But the Ducks erased any doubt about the outcome in the third. Oregon opened the second half with an efficient eight-play, 75-yard drive, capped by Nix's second touchdown run for a 35-13 advantage. A few minutes later, Bucky Irving ran for a 22-yard touchdown and a 42-13 lead.

Arizona's Jayden de Laura completed 24 of 42 passes for 241 yards, one touchdown and an interception.

Oregon had to punt on its first offensive drive but quickly found its offensive rhythm.

Whittington gave the Ducks a 7-3 lead late in the first quarter on a superb 55-yard touchdown run. The 5-foot-8, 194-pounder made one quick cut, evading a tackle, and then sprinted straight forward before blowing past Arizona defenders on his way to the end zone.

The Ducks added to their momentum early in the second. Nix hit a diving Kris Hutson for a 42-yard gain that was just short of a touchdown. On the next play, Nix kept it himself for a 2-yard touchdown and 14-3 lead.

Arizona had a promising first drive snuffed out at the Oregon 11 when de Laura and Jacob Cowing botched a handoff. Oregon's DJ Johnson was there to fall on the fumble.

TEAM STATS

Category	ORE	ARIZ
First Downs	29	23
Rushes-Yards (Net)	41-306	25-115
Passing Yards (Net)	274	241
Comp-Att-Int	23-29-0	24-42-1
Total Offense Plays-Yds	70-580	67-356
Fumble Returns-Yds	1-0	0-0
Punt Returns-Yds	1-1	2-33
Kickoff Returns-Yds	0-0	1-39
Interception Returns-Yds	1-(-2)	0-0
Punts (Number-Net Avg)	4-35.5	4-46.5
Fumbles-Lost	0-0	2-2
Penalties-Yards	6-56	3-11
Possession Time	33:19	26:41
Third-Down Conversions	4-of-8	10-of-17
Fourth-Down Conversions	0-of-0	0-of-0
Red Zone Scores-Chances	4-4	3-5
Sacks By (Number-Yds)	2-36	0-0

INDIVIDUAL STATS

RUSHING: ARIZ - Coleman, J. 9-74; Williams, DJ 6-65; Wiley, M. 6-10; Cowing, J. 1-(-4); de Laura, J. 3-(-30). ORE - Whittington, N. 6-92; Nix, B. 8-70; James, J. 10-69; Irving, B. 12-67; Dollars, S. 2-9; Mataavao, M. 1-3; TEAM 2-(-4).

PASSING: ARIZ - de Laura, J. 24-42-1-241. ORE - Nix, B. 20-25-0-265; Thompson, T. 3-4-0-9.

RECEIVING: ARIZ - Cowing, J. 6-77; McMillan, T. 5-48; Singer, D. 3-56; Burnett, K. 3-10; McLachlan, T. 2-26; Wiley, M. 2-13; Coleman, J. 2-4; Simpson, A. 1-7. ORE - McGee, S. 4-34; Cota, C. 3-60; Franklin, T. 3-38; Irving, B. 3-30; Dollars, S. 3-13; Hutson, K. 2-60; Ferguson, T. 2-19; Mataavao, M. 1-10; Whittington, N. 1-6; Kasper, K. 1-4.

INTERCEPTIONS: ARIZ - None. ORE - Florence, J. 1-(-2).

FUMBLES: ARIZ - Cowing, J. 1-1; de Laura, J. 1-1. ORE - None.

SACKS: ARIZ - None. ORE - Williams, B. 1.0-29; Bassa, J. 1.0-7.

ARIZONA NOTEBOOK

- Saturday night was a capacity crowd (50,800) at Arizona Stadium, which was the program's first sellout since selling out versus UCLA on Sept. 26, 2015.
- The Wildcats 10 third down conversions against the Ducks are the most by Arizona in a single game since going 12-for-20 on third down against Oregon State in 2019.
- The Wildcats were penalized just three times for 11 yards against the Ducks, marking their third game of the year with fewer than five penalties. Arizona recorded just one such game last year (BYU, 4) and just three total across the 2019 and 2020 seasons.

GAME 7 RECAP at WASHINGTON

Arizona Drops Shootout in Seattle, 49-39

Game 7 · Arizona (3-4, 1-3 Pac-12) at Washington (5-2, 2-2 Pac-12)

Date..... Saturday, Oct. 15, 2022
 Time2:30 PM MST
 Location Seattle, Wash.
 Stadium Husky Stadium (70,138)
 SurfaceFieldTurf
 Television..... Pac-12 Networks



All-Time Series.....WASH now leads 25-11-1
 in Seattle WASH now leads 16-4
 Streak WASH has now won 6 in a row

Score by Quarters

	1	2	3	4	F
Arizona	7	7	10	15	39
Wash.	7	14	21	7	49

SCORING SUMMARY

FIRST QUARTER

UW (7-0) J. McMillan 23-yard pass from M. Penix (P. Henry kick) Drive: 5 plays, 46 yards, 2:45 TOP, 10:25 left
 ARIZ (7-7) T. McMillan 46-yard pass from J. de Laura (T. Loop kick) Drive: 4 plays, 79 yards, 2:01 TOP, 1:48 left

SECOND QUARTER

UW (14-7) C. Davis 1-yard rush (P. Henry kick) Drive: 7 plays, 75 yards, 2:54 TOP, 13:46 left
 ARIZ (14-14) D. Singer 39-yard pass from J. de Laura (T. Loop kick) Drive: 4 plays, 55 yards, 1:27 TOP, 2:23 left
 UW (21-14) S. Adams II 4-yard pass from M. Penix (P. Henry kick) Drive: 12 plays, 75 yards, 2:15 TOP, 0:08 left

THIRD QUARTER

UW (28-14) R. Odunze 45-yard pass from M. Penix (P. Henry kick) Drive: 2 plays, 48 yards, 0:45 TOP, 14:14 left
 ARIZ (21-28) J. Coleman 3-yard rush (T. Loop kick) Drive: 4 plays, 75 yards, 1:58 TOP, 12:16 left
 UW (35-21) M. Penix 8-yard rush (P. Henry kick) Drive: 9 plays, 77 yards, 3:51 TOP, 8:15 left
 ARIZ (24-35) T. Loop 48-yard field goal Drive: 10 plays, 44 yards, 4:14 TOP, 4:01 left
 UW (42-24) R. Odunze 48-yard pass from M. Penix (P. Henry kick) Drive: 6 plays, 75 yards, 2:05 TOP, 1:56 left

FOURTH QUARTER

ARIZ (31-42) T. McLachlan 20-yard pass from J. de Laura (T. Loop kick) Drive: 10 plays, 75 yards, 3:42 TOP, 13:14 left
 ARIZ (39-42) T. McMillan 26-yard pass from J. de Luara (Coleman pass from de Laura) Drive: 4 plays, 71 yards, 1:31 TOP, 9:51 left
 UW (49-39) C. DAVIS 19-yard rush (P. Henry kick) Drive: 8 plays, 75 yards, 4:21 TOP, 5:30 left

RECAP

SEATTLE (AP) — Michael Penix Jr. passed for a school-record 516 yards and four touchdowns and ran for another score and Washington beat Arizona 49-39 on Saturday.

Penix hit Rome Odunze on scoring passes of 45 and 48 yards in the decisive third quarter to help the Huskies snap a two-game losing streak. The junior transfer entered the game as the nation's second-leading passer and didn't disappoint in a game that featured the Pac-12 Conference's top two offenses and two of its star quarterbacks.

Penix led the Huskies to 608 total yards of offense and, along with breaking Cody Pickett's passing record of 455 yards, he set the school record for total yards with 529, breaking Marcus Tuiasosopo's record (509 yards).

Penix led the Huskies to a quick 7-0 lead on their first drive, hitting Jalen McMillan in the back of the end zone for a 23-yard touchdown. Jayden De Laura tied the game two drives later when he hit Tetairoa McMillan, who broke a tackle on his way to a 46-yard touchdown.

Tailback Cameron Davis put Washington up 14-7 with a 1-yard dive early in the second quarter, one of two scoring runs.

The Huskies' early lead might have been bigger, but the Wildcats defense came up with two fourth-and-short stops in the first half. Jalen Harris and Jacob Manu stuffed Taulapapa on fourth-and-2 in the first quarter and D.J. Warnell Jr. stopped Cameron Davis for no gain on fourth-and-1 at the 19 in the second quarter.

De Laura tied it 14-14 on a 39-yard pass to Dorian Singer, who came wide open down the right sideline when his defender, Jordan Perryman, came up lame and began to limp.

The Wildcats left 2:23 on the clock, however, and Penix picked apart the defense on a 12-play, 75-yard drive capped by a 4-yard scoring pass to Sam Adams II with 8 seconds left for a 21-14 halftime lead. Penix was 9 of 11 on the drive for 72 yards.

He kept it rolling, hitting Odunze for a 45-yard touchdown and a 28-14 lead just 46 seconds into the second half. And he added an 8-yard scoring run midway through the quarter to answer a Jonah Coleman 3-yard touchdown dive and keep the Huskies up 35-21.

Then Penix seemed to put the game out of reach with another deep shot to a wide open Odunze, who caught the 48-yard touchdown to make it 42-24 with 1:56 left in the third.

De Laura, last seen in Seattle leading an upset of the Huskies last season for Washington State, escaped the Washington rush again and again to keep Arizona in it. He hit Tetairoa McMillan again midway through the fourth, this time from 26 yards out, to cut the lead to 42-37. But Penix led another long drive capped by a 19-yard Davis scoring run with 5:25 left for the win.

De Laura finished 25 of 34 for 400 yards and four touchdowns.

TEAM STATS

Category	ARIZ	WASH
First Downs	31	31
Rushes-Yards (Net)	33-126	29-79
Passing Yards (Net)	400	516
Comp-Att-Int	25-35-0	36-44-0
Total Offense Plays-Yds	68-526	73-595
Fumble Returns-Yds	0-0	0-0
Punt Returns-Yds	1-17	1-10
Kickoff Returns-Yds	4-56	2-44
Interception Returns-Yds	0-0	0-0
Punts (Number-Net Avg)	3-39.7	1-33.0
Fumbles-Lost	2-0	0-0
Penalties-Yards	7-47	4-43
Possession Time	28:45	31:15
Third-Down Conversions	4-of-11	6-of-10
Fourth-Down Conversions	1-of-2	0-of-2
Red Zone Scores-Chances	2-4	4-6
Sacks By (Number-Yds)	0-0	4-27

INDIVIDUAL STATS

RUSHING: ARIZ - Coleman, J. 14-53; de Laura, J. 13-41; Williams, DJ 6-32. WASH - Davis, C. 8-41; Adams II, S. 8-41; Taulapapa, W. 10-18; Penix Jr., M. 3-13; TEAM 2-(-13).

PASSING: ARIZ - de Laura, J. 25-34-4-400. WASH - Penix Jr., M. 36-44-4-516.

RECEIVING: ARIZ - McMillan, T. 7-132; Cowing, J. 7-94; Singer, D. 6-99; McLachlan, T. 4-67; Williams, DJ 1-8. WASH - Odunze, R. 9-169; McMillan, J. 6-77; Westover, J. 5-49; Taulapapa, W. 5-42; Polk, J. 4-95; Jackson, G. 3-49; Adams II, S. 2-14; Culp, D. 1-11; Davis, T. 1-10.

INTERCEPTIONS: ARIZ - None. WASH - None.

FUMBLES: ARIZ - de Laura, J. 1-0; Solomon, A. 1-0. WASH - None.

SACKS: ARIZ - None. WASH - Martin, J. 2.0-11; Tupuola-Fetui, Z. 1.0-6; Tunuufi, V. 1.0-10.

ARIZONA NOTEBOOK

- Freshman linebacker Jacob Manu doubled his previous high-water mark and set a career-best with 10 total tackles, the second most on the Wildcat defense.
- True freshman wide receiver Tetairoa McMillan logged the first 100-yard receiving game of his career, going for a team-leading 132 yards and two touchdowns on seven receptions.
- It was the first career multi-TD game for McMillan, who now has six receiving touchdowns on the season. since 1996, Arizona's true freshman receiving touchdown record is seven from Nate Phillips in 2013.

GAME 8 RECAP vs. USC

Singer's 3 TD Catches Not Enough, No. 10 USC outlasts Arizona

Game 8 • Arizona (3-5, 1-4 Pac-12) vs. USC (7-1, 5-1 Pac-12)

Date.....Saturday, Oct. 29, 2022
 Time4:00 PM MST
 Location Tucson, Ariz.
 Stadium Arizona Stadium (50,600)
 Surface FieldTurf (2022)
 Television Pac-12 Networks



All-Time Series.....USC now leads 38-8
 in Tucson.....USC now leads 16-4
 Streak USC has now won 10 in a row

Score by Quarters					
	1	2	3	4	F
USC	10	7	14	14	45
Arizona	10	3	16	8	37

SCORING SUMMARY

FIRST QUARTER

USC (3-0) D. Lynch 45-yard field goal Drive: 10 plays, 47 yards, 4:40 TOP, 10:56 left
 ARIZ (7-3) D. Singer 23-yard pass from J. de Laura (T. Loop kick) Drive: 8 plays, 75 yards, 3:55 TOP, 7:01 left
 USC (10-7) R. Brown 6-yard pass from C. Williams (D. Lynch kick) Drive: 10 plays, 75 yards, 4:04 TOP, 2:57 left
 ARIZ (10-10) T. Loop 42-yard field goal Drive: 7 plays, 50 yards, 2:08 TOP, 0:49 left

SECOND QUARTER

USC (17-10) B. Rice 2-yard pass from C. Williams (D. Lynch kick) Drive: 8 plays, 75 yards, 3:16 TOP, 12:33 left
 ARIZ (13-17) T. Loop 25-yard field goal Drive: 13 plays, 67 yards, 5:34 TOP, 6:59 left

THIRD QUARTER

ARIZ (16-17) T. Loop 29-yard field goal Drive: 7 plays, 74 yards, 2:47 TOP, 12:07 left
 USC (24-16) T. Washington 5-yard pass from C. Williams (D. Lynch kick) Drive: 4 plays, 75 yards, 1:09 TOP, 10:58 left
 USC (31-16) T. Washington 47-yard pass from C. Williams (D. Lynch kick) Drive: 1 play, 47 yards, 0:12 TOP, 5:08 left
 ARIZ (23-31) D. Singer 19-yard pass from J. de Laura (T. Loop kick) Drive: 4 plays, 60 yards, 1:09 TOP, 3:58 left
 ARIZ (29-31) M. Wiley 10-yard rush (J. de Laura pass failed) Drive: 3 plays, 57 yards, 1:06 TOP, 1:42 left

FOURTH QUARTER

USC (38-29) K. Ford 5-yard pass from C. Williams (D. Lynch kick) Drive: 9 plays, 75 yards, 3:04 TOP, 13:38 left
 USC (45-29) T. Dye 2-yard rush (D. Lynch kick) Drive: 11 plays, 83 yards, 5:23 TOP, 6:24 left
 ARIZ (37-45) D. Singer 5-yard pass from J. de Laura (de Laura pass to Jacob Cowing) Drive: 12 plays, 75 yards, 4:58 TOP, 1:26 left

RECAP

LOS ANGELES (AP) — Caleb Williams threw for 411 yards and five touchdowns, and No. 10 Southern California scored two touchdowns in the fourth quarter to outlast Arizona 45-37 on Saturday night.

The Trojans (7-1, 5-1 Pac-12) had an extra week to shake off their first loss of the season, an emotional 43-42 setback at No. 14 Utah.

USC fought off some early missed opportunities - one caused by the officials - against Arizona, racking up 621 total yards to match its best start since 2008. The Trojans have won 10 straight against Arizona.

The Wildcats (3-5, 1-4) nearly kept up with USC offensively, finishing with 543 total yards. Defensively, they struggled with missed tackles and allowed USC to convert 11 of 17 on third down.

Jayden de Laura threw for 380 yards and three touchdowns to Dorian Singer, the last a 5-yarder that cut USC's lead to 45-37 with 1:26 left. USC recovered the onside kick to seal the victory.

Arizona kept it close most of the night.

Singer had a spectacular 23-yard touchdown catch from de Laura, fending off a defender to snare it one-handed, and Tyler Loop kicked three field goals.

Williams had a pair of first-half touchdown passes, but the Trojans also missed on some good scoring opportunities.

USC settled for a field goal on its first drive and Denis Lynch missed badly on a 56-yard attempt after Williams' 30-yd TD pass to Terrell Bynum was called back by a holding penalty.

USC appeared to be in a good position for more points just before halftime when Williams hit Rice on a 33-yard pass to Arizona's 10. Instead, the officials started the clock before spotting the ball and Williams couldn't spike it before time ran out, leaving USC coach Lincoln Riley incensed.

Williams found Tahj Washington on a 3-yard touchdown to open the third quarter, then found him again on a 47-yard score as he was being hit to put USC up 31-16.

Arizona rallied, closing to 31-29 on de Laura's 19-yard TD pass and Michael Wiley's 10-yard TD run on an option.

USC finally stretched the lead after that. Williams hit Kyle Ford on a 5-yard touchdown to open the fourth quarter and Travis Dye leaped in for a 2-yard TD run to make it 45-29.

TEAM STATS

Category	USC	ARIZ
First Downs	26	28
Rushes-Yards (Net)	210	163
Passing Yards (Net)	411	380
Comp-Att-Int	31-45-0	26-43-1
Total Offense Plays-Yds	77-621	69-543
Fumble Returns-Yds	0-0	0-0
Punt Returns-Yds	1-10	0-0
Kickoff Returns-Yds	0-0	2-26
Interception Returns-Yds	1-17	0-0
Punts (Number-Net Avg)	1-27.0	2-38.0
Fumbles-Lost	0-0	0-0
Penalties-Yards	5-51	8-76
Possession Time	30:51	29:09
Third-Down Conversions	11-of-17	6-of-13
Fourth-Down Conversions	2-of-2	1-of-2
Red Zone Scores-Chances	5-5	5-5
Sacks By (Number-Yds)	2-22	0-0

INDIVIDUAL STATS

RUSHING: ARIZ - De Laura, J. 8-54; Wiley, M. 10-49; Williams, DJ 6-43; Simpson, A. 1-11; Coleman, J. 1-6. **USC** - Dye, T. 20-113; Jackson III, M. 1-53; Jones, A. 5-27; Williams, C. 4-14; Faló, J. 1-5; TEAM 1-(-2).

PASSING: ARIZ - De Laura, J. 26-43-3-380. **USC** - Williams, C. 31-45-5-411.

RECEIVING: ARIZ - Singer, D. 7-141; Cowing, J. 7-80; Wiley, M. 4-39; McMillian, T. 3-62; McLachlan, T. 3-20; Williams, DJ 2-27; Simpson, A. 1-1. **USC** - Washington, T. 7-118; Ford, K. 6-114; Rice, B. 5-62; Bynum, T. 3-29; Jackson III, M. 3-19; Hudson, K. 2-26; Dye, T. 2-19; Williams, CJ 1-14; Brown, R. 1-6; Faló, J. 1-4.

INTERCEPTIONS: ARIZ - None. **USC** - Shaw, B. 1-17.

FUMBLES: ARIZ - None. **USC** - None.

SACKS: ARIZ - None. **USC** - Lee, S. 1.0-12; Figueroa, N. 1.0-10.

ARIZONA NOTEBOOK

- Arizona's 163 rushing yards and average of 6.3 yards per attempt were both season-high marks. Jayden de Laura (54), Michael Wiley (49), and DJ Williams (43) all rushed for 40-plus yards.
- With 380 yards passing, Arizona's Jayden de Laura eclipsed the 350-yard mark throwing the ball for the fourth time this season (eight games). Since 1996, the most 350-plus yard passing performances in a single season belongs to Nick Foles, who had nine in 2011.
- Saturday's 542-yard performance by the Wildcats offense was the fourth 500-yard game under head coach Jedd Fisch, all of which have come this year. It was their second-highest total offense output of the year, behind only a 673-yard performance against Colorado.

GAME 9 RECAP at UTAH

Wildcats Drop Rainy Contest to Utes, 45-20
Game 9 · Arizona (3-6, 1-5 Pac-12) at Utah (7-2, 5-1 Pac-12)

Date..... Saturday, Nov. 5, 2022
 Time4:30 PM MST
 Location Salt Lake City, Utah
 StadiumRice-Eccles Stadium (51,444)
 SurfaceFieldTurf
 Television Pac-12 Networks



Score by Quarters					
	1	2	3	4	F
Arizona	7	3	0	10	20
Utah	14	14	3	14	45

All-Time Series..... Utah now leads 26-19-2
 in Salt Lake City Utah now leads 13-9
 Streak Utah has now won 6 in a row

SCORING SUMMARY

FIRST QUARTER

UTA (7-0) J. Dixon 7-yard rush (J. Redding kick)
 ARIZ (7-7) J. de Laura 3-yard rush (T. Loop kick)
 UTA (14-7) N. Johnson 8-yard rush (J. Redding kick)

Drive: 6 plays, 37 yards, 2:26 TOP, 8:53 left
 Drive: 4 plays, 75 yards, 1:40 TOP, 7:07 left
 Drive: 11 plays, 75 yards, 5:32 TOP, 1:35 left

SECOND QUARTER

UTA (21-7) J. Jackson 2-yard rush (J. Redding kick)
 UTA (28-7) N. Johnson 9-yard rush (J. Redding kick)
 ARIZ (10-28) T. Loop 30-yard field goal

Drive: 5 plays, 60 yards, 2:41 TOP, 11:21 left
 Drive: 1 play, 9 yards, 0:07 TOP, 3:23 left
 Drive: 8 plays, 62 yards, 2:39 TOP, 0:44 left

THIRD QUARTER

UTA (31-10) J. Redding 27-yard field goal

Drive: 9 plays, 41 yards, 4:49 TOP, 4:31 left

FOURTH QUARTER

UTA (38-10) T. Yassmin 12-yard pass from C. Rising (J. Redding kick)
 UTA (45-10) C. Vincent 2-yard rush (J. Redding kick)
 ARIZ (12-45) SAFETY
 ARIZ (20-45) T. McMillan 2-yard pass from N. Fifita (Fifita pass to McMillan)

Drive: 10 plays, 61 yards, 4:49 TOP, 10:16 left
 Drive: 7 plays, 43 yards, 4:29 TOP, 4:10 left
 Drive: 5 plays, 58 yards, 1:29 TOP, 0:57 left

RECAP

SALT LAKE CITY (AP) — Ja'Quinden Jackson ran for a career-high 97 yards and a touchdown and No. 12 Utah had a season-high 306 yards rushing in a 45-20 win over Arizona on Saturday night.

Cam Rising threw for 151 yards and a touchdown in his return following a one-game absence. Utah (No. 14 CFP, 7-2, 5-1 Pac-12) forced seven fumbles and recovered four.

Jayden de Laura had 159 yards passing and ran for a touchdown to lead Arizona (3-6, 1-5). The Wildcats totaled 387 yards but gained only 138 yards after halftime.

Utah took control of the game in the second quarter behind an imposing running attack. The Utes racked up 153 yards and four touchdowns on the ground in the first half while averaging 7.0 yards per carry. Three of the scores came in the second quarter.

Arizona got its only touchdown before halftime when Michael Wiley gained 57 yards on a jet sweep to set up De Laura's 3-yard scoring run two plays later to tie the score 7-7.

Third string QB Nate Johnson scored touchdowns on his first two career carries to help Utah pull away before halftime. His first touchdown, an 8-yard run, put the Utes up 14-7. After Zemaiah Vaughn recovered a muffed punt return at the Arizona 9, Johnson punched it in on his second run one play later to extend the lead to 28-7.

The Utes drove deep into Arizona territory twice in the third quarter, but fumbles ended both drives. Utah finally scored its fifth touchdown early in the fourth on Rising's first touchdown pass. He connected with Thomas Yassmin on a 12-yard strike to extend the Utes' lead to 38-10.

THE TAKEAWAY

Arizona: The Wildcats came into the game with nation's third-ranked passing offense but struggled to generate much through the air against Utah. Arizona was held to 231 yards passing after averaging 340.1 yards through the air in its previous contests.

Utah: Taking a running back-by-committee approach worked well for the Utes. Nine different players carried the ball for Utah and five averaged at least seven yards per carry.

TEAM STATS

Category	ARIZ	UTAH
First Downs	14	27
Rushes-Yards (Net)	25-156	55-306
Passing Yards (Net)	231	151
Comp-Att-Int	15-30-0	13-25-0
Total Offense Plays-Yds	55-387	80-457
Fumble Returns-Yds	0-0	0-0
Punt Returns-Yds	1-(-4)	3-12
Kickoff Returns-Yds	7-120	0-0
Interception Returns-Yds	0-0	0-0
Punts (Number-Net Avg)	5-38.8	2-44.5
Fumbles-Lost	7-4	3-2
Penalties-Yards	4-55	1-15
Possession Time	22:01	37:59
Third-Down Conversions	3-of-11	8-of-12
Fourth-Down Conversions	0-of-2	1-of-1
Red Zone Scores-Chances	3-3	7-8
Sacks By (Number-Yds)	1-7	3-28

INDIVIDUAL STATS

RUSHING: ARIZ - Wiley, M. 6-64; Luke, R. 3-42; Williams, DJ 3-26; de Laura, J. 10-13; Coleman, J. 3-11. UTAH - Jackson, J. 13-97; Glover, J. 8-69; Bernard, M. 12-48; Thomas, T. 8-38; Johnson, N. 3-23; Vincent, C. 7-23; Parks, M. 1-8; Dixon, J. 1-7; Rising, C. 2-(-7).

PASSING: ARIZ - De Laura, J. 10-20-0-159; Fifita, N. 5-10-1-72. UTAH - Rising, C. 13-25-1-151.

RECEIVING: ARIZ - Cowing J. 5-29; McMillan, T. 4-78; Wiley, M. 2-41; McLachlan, T. 2-23; Simpson, A. 1-51; Singer, D. 1-9. UTAH - Vele, D. 5-57; Dixon, J. 4-34; Yassmin, T. 2-42; Parks, M. 1-19; Bernard, M. 1-(-1).

INTERCEPTIONS: ARIZ - None. UTAH - None.

FUMBLES: ARIZ - TEAM 2-0; de Laura, J. 2-2; Wiley, M. 1-0; Cowing, J. 2-2. UTAH - Jackson, J. 1-1; Yassmin, T. 1-1; Gilmore, T. 1-0.

SACKS: ARIZ - Echols H. 1.0-7. UTAH - Broughton, J. 1.0-10; Reid, K. 0.5-3; Vimahi, A. 1.0-12; Elliss, J. 0.5-3.

ARIZONA NOTEBOOK

- Arizona rushed for 156 yards against Utah after going for 163 last week against USC. This marks the first time the Wildcats have rushed for 150+ yards in back-to-back games since going for 431 and 314 against Northern Arizona and Texas Tech, respectively, in weeks two and three of the 2019 season.
- Noah Fifita's fourth-quarter touchdown pass to former high school teammate Tetairoa McMillan was the first passing touchdown of his collegiate career.
- The safety forced by the Wildcats late in the fourth quarter was the first forced by a Utah opponent since USC on Sept. 20, 2019.

GAME 10 RECAP at UCLA

De Laura leads Arizona to road upset over No. 9 UCLA 34-28

Game 10 · Arizona (4-6, 2-5 Pac-12) at UCLA (8-2, 5-2 Pac-12)

Date.....Saturday, Nov. 12, 2022
 Time8:30 PM MST
 LocationPasadena, Calif.
 StadiumRose Bowl Stadium (90,888)
 SurfaceNatural Grass
 Television FOX



All-Time Series.....UCLA now leads 27-18-2
 in Pasadena/LA..... UCLA now leads 16-5-2
 StreakARIZ has now won 1 in a row

Score by Quarters

	1	2	3	4	F
Arizona	14	7	0	13	34
UCLA	0	14	7	7	28

SCORING SUMMARY

FIRST QUARTER

ARIZ (7-0) M. Wiley 10-yard rush (T. Loop kick)
 ARIZ (14-0) M. Wiley 22-yard pass from J. de Laura (T. Loop kick)

Drive: 7 plays, 55 yards, 3:15 TOP, 8:47 left
 Drive: 7 plays, 63 yards, 3:01 TOP, 3:50 left

SECOND QUARTER

UCLA (7-14) Z. Charbonnet 1-yard rush (N. Barr-Mira kick)
 UCLA (14-14) H. Habermehl 51-yard pass from D. Thompson-Robinson (N. Barr-Mira kick)
 ARIZ (21-14) J. de Laura 3-yard rush (T. Loop kick)

Drive: 12 plays, 73 yards, 4:43 TOP, 13:12 left
 Drive: 5 plays, 99 yards, 1:34 TOP, 8:11 left
 Drive: 10 plays, 75 yards, 6:10 TOP, 2:01 left

THIRD QUARTER

UCLA (21-21) Z. Charbonnet 1-yard rush (N. Barr-Mira kick)

Drive: 12 plays, 89 yards, 4:40 TOP, 3:38 left

FOURTH QUARTER

ARIZ (24-21) T. Loop 35-yard field goal
 UCLA (28-24) Z. Charbonnet 5-yard rush (N. Barr-Mira kick)
 ARIZ (31-28) T. McMillan 17-yard pass from J. de Laura (T. Loop kick)
 ARIZ (34-28) T. Loop 23-yard field goal

Drive: 10 plays, 57 yards, 5:18 TOP, 13:20 left
 Drive: 9 plays, 65 yards, 2:58 TOP, 10:22 left
 Drive: 8 plays, 82 yards, 3:41 TOP, 6:34 left
 Drive: 9 plays, 30 yards, 4:40 TOP, 1:07 left

RECAP

PASADENA, Calif. (AP) — University of Arizona quarterback Jayden de Laura accounted for three touchdowns and had his fifth 300-yard passing game of the season as Arizona upset ninth-ranked UCLA 34-28 Saturday night, snapping an eight-game road losing streak against ranked teams.

Michael Wiley ran for 97 yards and scored two touchdowns while Jacob Cowing caught nine passes for 118 yards.

Zach Charbonnet rushed for 181 yards and three touchdowns for the Bruins (8-2, 5-2 Pac-12), whose chances of making the Pac-12 title game took a big hit.

de Laura completed 22 of 28 for 315 yards and two TDs. He also ran in from 3-yards out during the second quarter to give the Wildcats (4-6, 2-5) a 21-14 halftime lead.

The sophomore is averaging 340.1 passing yards with 18 touchdowns and a 64.7% completion rate in his last seven games.

The Wildcats were in the lead most of the night but fell behind 28-24 with 10:22 remaining in the fourth quarter when Charbonnet had a 5-yard TD.

Arizona responded with an 8-play, 82-yard drive, capped by de Laura's 17-yard pass to Tetairoa McMillan on fourth-and-4.

After UCLA turned the ball over on downs, Tyler Loop extended the lead to six with a 23-yard field goal with 1:07 remaining.

The Bruins drove down to the Arizona 29, but Dorian Thompson-Robinson threw three straight incomplete passes to give the Wildcats their first road win over a Top 10 team since they defeated No. 2 Oregon in 2014.

Thompson-Robinson was 26 of 40 for 245 yards and a touchdown.

Arizona took a 14-0 lead with 3:50 remaining in the first quarter on a pair of Wiley touchdowns.

The junior running back had a 10-yard run up the middle to open the scoring and then caught a 22-yard pass from de Laura to extend the Wildcats' lead to two scores.

THE TAKEAWAY

It was a satisfying win for Head Coach Jedd Fisch, who was the Bruins' offensive coordinator in 2017 and interim coach for the final two games after Jim Mora Jr. was fired.

TEAM STATS

Category	ARIZ	UCLA
First Downs	22	26
Rushes-Yards (Net)	36-124	37-219
Passing Yards (Net)	312	245
Comp-Att-Int	23-29-0	26-39-0
Total Offense Plays-Yds	65-436	76-464
Fumble Returns-Yds	0-0	0-0
Punt Returns-Yds	1-4	0-0
Kickoff Returns-Yds	2-35	5-99
Interception Returns-Yds	0-0	0-0
Punts (Number-Net Avg)	3-41.0	2-39.0
Fumbles-Lost	2-0	1-1
Penalties-Yards	3-32	4-23
Possession Time	34:20	25:40
Third-Down Conversions	5-of-12	4-of-12
Fourth-Down Conversions	2-of-2	2-of-5
Red Zone Scores-Chances	6-6	3-3
Sacks By (Number-Yds)	3-15	3-29

INDIVIDUAL STATS

RUSHING: ARIZ - Wiley, M. 21-97; Williams, DJ 2-23; Luke, R. 2-7; Cowing, J. 1-1; Coleman, J. 1-(-1); de Laura, J. 9-(-3). **UCLA** - Charbonnet, Z. 24-181; Thompson-Robinson, D. 11-23; Yankoff, C. 2-15.

PASSING: ARIZ - de Laura, J. 22-28-2-315; McMillan, T. 1-1-0-(-3). **UCLA** - Thompson-Robinson, D. 26-39-1-245.

RECEIVING: ARIZ - Cowing, J. 9-118; Wiley, M. 6-46; Singer, D. 5-83; McLachlan, T. 2-48; McMillan, T. 1-17. **UCLA** - Charbonnet, Z. 9-38; Bobo, J. 5-61; Haberehl, H. 3-64; Brown, K. 3-58; Norwood, J. 2-9; Yankoff, C. 2-9; Loya, L. 1-5; Jones, K. 1-1.

INTERCEPTIONS: ARIZ - None. **UCLA** - None.

FUMBLES: ARIZ - de Laura, J. 2-0. **UCLA** - Thompson-Robinson, D. 1-1.

SACKS: ARIZ - Harris, Jal. 1.0-2; Turner, J. 1.0-1; Uiagalelei, T. 1.0-12. **UCLA** - Murphy, G. 1.0-8; Murphy, G. 1.0-14; Toia, J. 1.0-7.

ARIZONA NOTEBOOK

- Arizona took down No. 9 ranked UCLA for the first AP Top 25 win of head coach Jedd Fisch's career on Saturday night at the Rose Bowl.
- It was the Wildcats first AP Top 25 win since beating No. 19 Oregon in 2018, their first road AP Top 10 win since beating No. 10 Utah in 2015, and their first AP Top 10 road win since defeating No. 2 Oregon in 2014.
- Saturday was the first road Pac-12 win for Arizona head coach Jedd Fisch.
- Tight end Tanner McLachlan's third quarter catch, his second of the night, was his 29th of the season. With two catches he surpassed Rob Gronkowski in 2007 for the third most receptions by a tight end in a single season.

GAME 11 RECAP vs. WASHINGTON STATE

Washington State Defense Paces 31-20 Win at Arizona
Game 11 • Arizona (4-7, 2-6 Pac-12) vs. Washington State (7-4, 4-4 Pac-12)

Date..... Saturday, Nov. 19, 2022
Time 12:00 PM MST
Location Tucson, Ariz.
Stadium Arizona Stadium (50,600)
Surface FieldTurf (2022)
Television Pac-12 Networks



Score by Quarters					
	1	2	3	4	F
WSU	7	14	10	0	31
Arizona	0	6	0	14	20

All-Time Series..... Arizona now leads 27-19
in Tucson..... Arizona now leads 14-10
Streak WSU has now won 3 in a row

SCORING SUMMARY

FIRST QUARTER

WSU (7-0) N. Watson 4-yard pass from C. Ward (D. Janikowski kick) Drive: 11 plays, 75 yards, 3:29 TOP, 11:31 left

SECOND QUARTER

WSU (14-0) C. Ward 17-yard rush (D. Janikowski kick) Drive: 7 plays, 60 yards, 2:45 TOP, 9:06 left
ARIZ (3-14) T. Loop 38-yard field goal Drive: 7 plays, 54 yards, 2:28 TOP, 6:38 left
WSU (21-3) N. Watson 2-yard rush (D. Janikowski kick) Drive: 12 plays, 63 yards, 5:04 TOP, 1:27 left
ARIZ (6-21) T. Loop 47-yard field goal Drive: 7 plays, 45 yards, 0:57 TOP, 0:30 left

THIRD QUARTER

WSU (24-6) D. Janikowski 23-yard field goal Drive: 6 plays, 13 yards, 2:20 TOP, 4:45 left
WSU (31-6) D. Langford 45-yard interception return (D. Janikowski kick)

FOURTH QUARTER

ARIZ (13-31) D. de Laura 11-yard rush (T. Loop kick) Drive: 8 plays, 66 yards, 2:41 TOP, 10:41 left
ARIZ (20-31) D. Singer 47-yard pass from J. de Laura (T. Loop kick) Drive: 4 plays, 86 yards, 0:51 TOP, 1:16 left

RECAP

TUCSON, Ariz. (AP) — Nakiya Watson scored two touchdowns and Washington State intercepted former quarterback Jayden de Laura four times in a 31-20 Pac-12 road victory over Arizona on Saturday.

Watson scored on a 4-yard pass from Cameron Ward in the first quarter and on a 2-yard run in the second, giving him six scores in the past three games. He finished with 86 all-purpose yards for the Cougars (7-4, 4-4 Pac-12).

De Laura, who transferred from WSU in January, was 28 of 46 for 357 yards with a rushing and passing TD. He was the 2021 Pac-12 Offensive Freshman of the Year with the Cougars and threw four TD passes against Arizona (4-7, 2-6) last November.

Ward was 25 of 36 for 193 yards and a TD and ran for a season-high 59 yards including a 17-yard TD. He entered the game with eight rushing yards all season.

WSU led 21-6 at the half and extended that lead by picking off de Laura on three consecutive possessions. Sam Lockett III returned an interception to the Arizona 19, setting up Dean Janikowski's 23-yard field goal with 4:45 left in the third quarter, and Derrick Langford Jr. picked off de Laura and returned it 35 yards for the TD and a 31-6 lead 36 seconds later.

Lockett got his second pick with 1:13 left in the third, diving for an overthrow at the WSU 4.

The Cougars went up 7-0 less than four minutes into the game on Watson's TD catch, then made it 14-0 midway through the second quarter on a 17-yard Ward keeper. After Arizona cut the deficit to 18 on a 38-yard Tyler Loop field goal, WSU made it 21-3 on a 2-yard Watson TD run.

The Wildcats made it a two-score game at the break with a 47-yard Loop field goal.

Arizona failed to score in the first quarter for the first time in 2022, going without a TD in the first half for the first time since last season's finale. Both its TDs came in the fourth quarter, including a 47-yard scoring catch by Dorian Singer, who had nine receptions for 176 yards.

THE TAKEAWAY

Washington State: Running backs coach Mark Atuaia wore Virginia gear on the sidelines to honor the victims of the tragic shooting involving that killed three Cavaliers players and injured another last Sunday. Atuaia, who coached at Virginia from 2016-21, was one of 10 coaches across college football on Saturday honoring their former team.

Arizona: The Wildcats failed to gain bowl eligibility for the fifth consecutive season, their longest stretch without a bowl appearance since missing nine years in a row from 1999-2007.

TEAM STATS

Category	WSU	ARIZ
First Downs	22	19
Rushes-Yards (Net)	37-161	22-84
Passing Yards (Net)	193	357
Comp-Att-Int	25-36-0	28-46-4
Total Offense Plays-Yds	73-354	68-441
Fumble Returns-Yds	0-0	0-0
Punt Returns-Yds	2-16	2-1
Kickoff Returns-Yds	2-50	0-0
Interception Returns-Yds	4-69	0-0
Punts (Number-Net Avg)	4-46.8	3-35.0
Fumbles-Lost	3-1	2-0
Penalties-Yards	3-20	5-22
Possession Time	33:00	27:00
Third-Down Conversions	5-of-13	2-of-11
Fourth-Down Conversions	1-of-2	1-of-3
Red Zone Scores-Chances	4-4	1-1
Sacks By (Number-Yds)	2-22	1-1

INDIVIDUAL STATS

RUSHING: ARIZ - Wiley, M. 7-50; Coleman, J. 5-38; Luke, R. 3-6; Williams, DJ 1-0; de Laura, J. 6-(-10).
WSU - Ward, C. 8-59; Watson, N. 15-56; Jenkins, J. 9-37; Paine, D. 3-10; Bell, R. 0-2; TEAM 2-(-3).

PASSING: ARIZ - de Laura, J. 28-46-1-357. WSU - Ward, C. 25-36-1-193.

RECEIVING: ARIZ - Singer, D. 9-176; Cowing, J. 6-37; Wiley, M. 5-47; McLachlan, T. 4-21; McMillan, T. 3-75; Coleman, J. 1-7. WSU - Bell, R. 7-33; Watson, N. 5-30; Ollie, D. 3-53; Stribling, D. 3-32; Ferrel, R. 3-24; Victor, L. 2-17; Smithson, L. 1-4; Mathers, C. 1-0.

INTERCEPTIONS: ARIZ - None. WSU - Marsh, A. 1-3; Langford, D. 1-35; Lockett III, S. 2-31.

FUMBLES: ARIZ - TEAM 1-0; de Laura, J. 1-0. WSU - Ollie, D. 1-1; Jenkins, J. 1-0; Watson, N. 1-0.

SACKS: ARIZ - Ward, I. 1.0-1. WSU - Roff, Q. 1.0-8; Falatea, L. 1.0-14.

ARIZONA NOTEBOOK

- Sophomore wide out Dorian Singer had a career day versus Washington State, matching his career high in catches with nine and setting a career high in receiving yards with 176. It marked Singer's fourth game this season eclipsing the 100-yard mark.
- With 357 yards passing against the Cougars, quarterback Jayden de Laura has amassed 3,485 yards through the air and now ranks 5th in program history in passing yards in a season.
- Tetairoa McMillan's 75 yards against Washington State made him the third Arizona wideout to surpass the 700-yard mark this season. This marks the only time (1996-current) that Arizona has sported three 700-yard receivers in a season. The Wildcats are the first Pac-12 program to hit that mark since Washington State and USC did it in 2019.

GAME 12 vs. ARIZONA STATE

Wildcats Claim 38-35 Victory over Arizona State in Territorial Cup

Game 7 • Arizona (5-7, 3-6 Pac-12) vs. Arizona State (3-9, 1-7 Pac-12)

Date..... Friday, Nov. 25, 2022
 Time 1:00 PM MST
 Location Tempe, Ariz.
 Stadium Sun Devil Stadium (52305)
 Surface FieldTurf
 Television Pac-12 Networks



All-Time Series..... Arizona now leads 50-46-1 at Arizona.....Arizona now leads 32-21 StreakArizona has won 1 in a row

Score by Quarters					
	1	2	3	4	F
ASU	0	14	14	7	35
Arizona	7	3	21	7	38

SCORING SUMMARY

FIRST QUARTER

ARIZ (7-0) Wiley, M. 51-yard rush (#3 Loop, T, kick), Drive: 4 plays, 80 yards, 2:31 TOP, 8:51 left

SECOND QUARTER

ARIZ (10-0) Loop, T. 29-yard FG Drive: 10 plays, 28 yards, 3:28 TOP, 14:17 left
 ASU (7-10) Valladay, X. 4-yard rush (Brown, C. kick) Drive: 10 plays, 75 yards, 3:42 TOP, 10:35 left
 ASU (14-10) Badger, E. 4-yard pass from Bourguet, T., (Brown, C. kick) Drive: 16 plays, 80 yards, 5:24 TOP, 0:58 left

THIRD QUARTER

ARIZ (17-14) Coleman, J. 9-yard rush (Loop, T. kick) Drive: 7 plays, 75 yards, 2:17 TOP, 12:43 left
 ASU (21-17) Sanders, G. 9-yard pass from Bourguet, T. (Brown, C. kick) Drive: 11 plays, 72 yards, 5:29 TOP, 7:08 left
 ARIZ (24-21) Wiley, M. 12-yard rush (Loop, T. kick) Drive: 3 plays, 75 yards, 1:01 TOP, 6:07 left
 ARIZ (31-21) Wiley, M. 72-yard rush (Loop, T. kick) Drive: 2 plays, 64 yards, 0:38 TOP, 4:00 left
 ASU (28-31) Valladay, X. 1-yard rush (Brown, C. kick) Drive: 8 plays, 74 yards, 3:52 TOP, 0:01 left

FOURTH QUARTER

ASU (35-31) Conyers, J. 4-yard pass from Bourguet T., (Brown, C. kick) Drive: 8 plays, 65 yards, 3:03 TOP, 11:04 left
 ARIZ (38-35) Williams, D. 6-yard rush (Loop, T. kick) Drive: 4 plays, 75 yards, 2:11 TOP, 8:53 left

RECAP

TUCSON, Ariz. -- Michael Wiley ran for 214 yards and three touchdowns, and Arizona beat Arizona State 38-35 on Friday to end a five-game losing streak in the Territorial Cup rivalry.

The Wildcats (5-7, 3-6 Pac-12) twice led by 10 points and let Arizona State back in it both times in a wild game that featured 1,018 combined yards.

Wiley was Arizona's workhorse, finishing with the second-most rushing yards in Territorial Cup history behind Trung Candidate's 288 for Arizona in 1998.

Trenton Bourguet threw for 376 yards and three touchdowns for Arizona State (3-9, 2-7) in Shaun Aguano's final game as interim coach. The Sun Devils got the ball back at their own 28-yard line with 1:33 after stopping Arizona on a fourth-and-1, but Bourguet threw his second interception after being hit.

The Sun Devils rallied from some early miscues to lead 14-10 at halftime.

Once the second half started, neither team could stop the other, combining for five touchdowns and 429 yards in the third quarter alone.

Giovanni Sanders caught a 9-yard touchdown pass from Bourguet to put Arizona State up 21-17. Wiley scored on runs of 12 and 72 yards to make it 31-21 Arizona.

Zazavian Halladay scored on a 1-yard run after Jalin Conyers caught a 27-yard pass between two defenders, then Conyers scored on a wide-open 4-yard pass to put Arizona State up 35-31.

DJ Williams answered with a 6-yard score to put Arizona back up and the Wildcats got the ball back on a strip sack of Bourguet with 3:17 left.

Arizona State had one last chance after stopping the Wildcats on fourth down, but Isaiah Taylor made a diving interception after Jacob Manu hit Bourguet's arm.

A melee between multiple players ensued, but the pick ended Arizona's five-year misery against its biggest rival.

THE TAKEAWAY

Arizona State racked up 537 total yards, but couldn't overcome five turnovers nor stop the Wildcats' offense to close out a roller coaster season.

Arizona ended its second season under coach Jedd Fisch by finally winning the game on the schedule that matters most in Tucson.

TEAM STATS

Category	ASU	ARI
First Downs	39	19
Rushes-Yards (Net)	161	280
Passing Yards (Net)	376	200
Comp-Att-Int	37-49-2	12-23-1
Total Offense Plays-Yds	87-537	51-480
Fumble Returns-Yds	3-18	0-0
Punt Returns-Yds	1-48	3-131
Kickoff Returns-Yds	4-92	1-10
Interception Returns-Yds	1-0	2-28
Punts (Number-Net Avg)	1-48.0	3-44.7
Fumbles-Lost	3-3	0-0
Penalties-Yards	8-94	10-125
Possession Time	37:39	22:21
Third-Down Conversions	7-10	5-10
Fourth-Down Conversions	2-2	0-1
Red Zone Scores-Chances	5-6	4-5
Sacks By (Number-Yds)	1-5	2-14

INDIVIDUAL STATS

RUSHING: ARIZ - Wiley, M., 12-214-3, Coleman, J., 6-48-1, Williams, DJ., 4-17-1, Luke, R., 1-6-0 ASU - Valladay, X., 24-97-2, White, T., 4-30-0, Hall, C., 1-17-0, Bourguet, T., 8-14-0, Badger, E., 1-3-0

PASSING: ARIZ - de Laura, J., 12-23-1, 200 YD, 0 TD ASU - Bourguet, T., 37-49-2, 376 YD, 3 TD

RECEIVING: ARIZ - Cowing, J., 5-33-0, Singer, D., 3-91-0, Wiley, M., 3-51-0, McLachlan, T., 1-25-0 ASU - Conyers, J., 10-76-1, Sanders, G., 8-120-1, Badger, E., 8-92-1, Thompson, B., 3-37-0, Valladay, X., 3-17-0, Swinson, M., 2-22-0, Johnson, A., 1-10-0, White, T., 1-8-0

INTERCEPTIONS: ARIZ - Turner, J. (1-28), Taylor, I. (1-0) ASU - Torrence, Ro (1-0)

FUMBLES: ARIZ - None ASU - Jacobs, J. (1), White, T (1), Bourguet, T. (1)

SACKS: ARIZ - Manu, J. (1.0-3), Harris, J. (1-11) ASU - Pesefea, T. (1.0-5)

ARIZONA NOTEBOOK

- Arizona extended their all-time lead in the Territorial Cup to 50-46-1, snapping a five-game skid in the series. The Wildcats are now 32-21 against the Sun Devils in Tucson.
- Running back Michael Wiley had a career game in Friday's win over Arizona State, amassing 214 yards and three touchdowns on 12 carries. Wiley became the first Wildcat to break 100 yards rushing in a game since he and Gary Brightwell achieved
- Wiley was selected by the media in attendance as the recipient of the Bob Moran Award as the MVP of the 2022 Territorial Cup. He is the first Arizona running back to win the award since Nick Wilson in 2014.
- Wiley is the first Arizona running back to rush for over 700 yards in a season since JJ Taylor (721) in 2019.
- With 280 yards on the ground as a team, Arizona ran for its most yards in a game since a 312-yard performance versus Texas Tech in 2019 that encapsulates a span of 48 games.



FOOTBALL

HISTORY & RECORDS



JOHN BYRD "BUTTON" SALMON
1903-1926
The University of Arizona's most enduring tradition is the legend and heroism of
"Bear Down."
On October 1, 1926, John Button Salmon, a member of the class of 1926, was
killed in a football game. His death was a tragedy for the University and the
country. He was a student leader and a member of the "Bear Down" team.
His death was a tragedy for the University and the country. He was a student
leader and a member of the "Bear Down" team. His death was a tragedy for
the University and the country. He was a student leader and a member of the
"Bear Down" team.

Arizona's All-Americans

1947	Fred W. Enke, Back (3rd – AP)
1951	Jim Donarski, G (2nd – AP)
1955	Art Luppino, Back (2nd – Williamson)
1961	Eddie Wilson, QB (3rd – AP)
1968	Tom Nelson, T (3rd – AP)
1971	Mark Arneson, LB (1st – Sporting News)
1972	Jackie Wallace, DB (1st – UPI/TSN; 3rd – AP)
1973	Jim O'Connor, OT (3rd – AP/FN)
1975	Theopolis "T" Bell, WR (1st – NEA); Mike Dawson, DT (2nd – AP)
1976	Keith Hartwig, WR (3rd – FN)
1979	Cleveland Crosby, DT (3rd – AP/UPI)
1982	Ricky Hunley, ILB (Consensus – 1st; 1st – AP/Kodak; 2nd – FN)
1983	Ricky Hunley, ILB (Unanimous – 1st: AP/Kodak, UPI, FWAA)
1984	LaMonte Hunley, ILB (3rd – FN)
1985	Allan Durden, S (1st – UPI, NEA, Walter Camp, FN); Max Zendejas, PK (2nd – Sporting News; 3rd – FN)
1986	Byron Evans, ILB (2nd – AP, FN); Joe Tofflemire, C (2nd – FN); Chuck Cecil, S (2nd – Sporting News; 3rd – FN)
1987	Chuck Cecil, S (Consensus 1st: Kodak, FN, UPI, Walter Camp); Joe Tofflemire, C (2nd – FN)
1988	Joe Tofflemire, C (1st – FN)
1989	Glenn Parker, OL (2nd – FN); Chris Singleton, OLB (2nd – Sporting News)
1990	Darryll Lewis, CB (Unanimous 1st: AP, UPI, FWAA, Walter Camp, Kodak)
1992	Rob Waldrop, NG (Consensus 1st: AP, UPI, FWAA; 2nd – FN); Josh Miller, P (1st – FWAA, Sporting News)
1993	Rob Waldrop, DT (Unanimous 1st); Tedy Bruschi, DE (2nd – AP); Sean Harris, ILB (3rd – AP)
1994	Tedy Bruschi, DE (Consensus 1st); Steve McLaughlin, PK (Consensus 1st); Tony Bouie, FS (Consensus 1st)
1995	Tedy Bruschi, DE (Unanimous 1st)
1997	Chris McAlister, CB (3rd – Sporting News)
1998	Chris McAlister, CB (Unanimous 1st: FWAA, AFCA, Walter Camp, AP, FN, Sporting News); Yusuf Scott, OG (2nd – FN, 3rd – AP); Trung Canidate, RB (3rd – AP); Keoni Fraser, DL (Freshman – Sporting News); Makoa Freitas, OG (Freshman – Sporting News)
1999	Dennis Northcutt, KR (Consensus 1st: AP, FWAA, WR AFCA; 2nd – Sport. News; 3rd – FN); Trung Canidate, RB (3rd – AP, FN; 2nd – CBS/Sports Line, ABC/BCS)
2000	Clarence Farmer, RB (Freshman – Sporting News, Rivals.com); Michael Jolivet, CB (Freshman – Sporting News); Reggie Sampay, C/G (Freshman 3rd – Sporting News; Freshman – Rivals.com)
2002	Bobby Wade, WR (2nd – Sporting News)
2004	Antoine Cason, CB (Freshman – Sporting News, FWAA, Rivals.com); Peter Graniello, OL (Freshman 2nd – Sporting News, Rivals.com)
2005	Danny Baugher, P (1st – Pro Football Weekly; 3rd – AP); Mike Thomas, WR (Freshman 2nd – Sporting News); Johnathan Turner, DE (Freshman 3rd – Sporting News); Willie Tuitama, QB (Freshman HM – Sporting News); Ronnie Palmer, LB (Freshman HM – Sporting News)
2006	Antoine Cason, CB (2nd – SI.com/Rivals.com); Nick Folk, P (3rd – Rivals.com) Eben Britton, OT (Freshman 2nd – Sporting News; 2nd – Rivals.com)
2007	Antoine Cason, CB (Consensus 1st: Walter Camp, AP, Sporting News; 1st – CBS Sports, ESPN.com, Rivals.com, SI.com, CollegeFootballNews); Spencer Larsen, LB (2nd – Rivals.com; 3rd – CollegeFootballNews.com); Mike Thomas, WR (3rd – CFN.com); Rob Gronkowski, TE (Freshman – Sporting News, Rivals.com, CollegeFootballNews.com); Colin Baxter, OL (3rd – CollegeFootballNews.com; HM – Sporting News) Keenyn Crier, P (Freshman 1st – FWAA; Freshman 2nd – Sporting News, Rivals.com; 1st – CollegeFootballNews.com); Nic Grigsby, RB (HM – Sporting News, CollegeFootballNews.com)
2008	Rob Gronkowski, TE (3rd – AP; HM – Pro Football Weekly) Keola Antolin, RB (Freshman HM – CollegeFootballNews.com)
2009	Trevin Wade, CB (3rd – CollegeFootballNews.com)
2010	Juron Criner, WR (2nd – SI.com, CBSSports.com; 3rd – Rivals.com) Colin Baxter, C (2nd – Rivals.com); Justin Washington, DT (Freshman – Sporting News; 1st – CollegeFootballNews.com; 2nd – Phil Steele)
2011	Tra'Mayne Bondurant, S (2nd – Phil Steele Freshman) Fabbians Ebbele, OT (1st – Sporting News Freshman)
2012	Ka'Deem Carey, RB (Consensus 1st: Walter Camp, Associated Press, AFCA, Sporting News; 1st – CBSsports.com, Scout.com/FoxSportsNet.com, Athlon Sports, Lindy's Sports, Sports Illustrated, 2nd – Phil Steele); Austin Hill, WR (Phil Steele – 4th)
2013	Ka'Deem Carey, RB (Consensus 1st: Walter Camp, Associated Press, AFCA, FWAA; 1st – ESPN.com, Athlon, USA Today, SB Nation, Lindy's, SI.com, CBSSports.com, FoxSports.com); Nate Phillips, WR (FWAA Freshman) Scooby Wright III, LB (Freshman – 247Sports.com, Freshman 2nd – Athlon Sports)
2014	Jacob Alsadek, OL (Freshman – USA Today); Drew Rigglesman, P (HM – SI.com) Scooby Wright III, LB (Unanimous 1st; 1st – Phil Steele, Athlon Sports, SI.com, USA Today, SB Nation, Scout.com)
2017	Tony Fields II, LB (Freshman – ESPN.com, 247 Sports) Colin Schooler, LB (Freshman – FWAA, ESPN.com, USA Today, 247 Sports) Kylan Wilborn, LB/DE (Freshman – FWAA, USA Today)
2018	J.J. Taylor, RB (3rd – Associated Press)

Arizona's Academic All-Americans

1968	Mike Moody, G
1975	Jon Abbott, DT
1976	Jon Abbott, DT
1977	Jon Abbott, DT Doug Henderson, DB (2nd)
1978	Jeff Whitton, MG (2nd)
1979	Jeff Whitton, MG (1st)
1982	Ivan Lesnik, DL (2nd)
1983	Ivan Lesnik, DL (2nd)
1985	Chuck Cecil, DB (2nd)
1986	Chuck Cecil, DB (1st)
1987	Chuck Cecil, DB (1st)
1996	Wayne Wyatt, C (1st)
2012	John Bonano (2nd)

Scholar-Athlete Awards

2012 Pac-12 Football Scholar-Athlete - John Bonano

John Bonano earned NCAA and Pac-12 Postgraduate Scholarships, the Pac-12 Tom Hansen Medal. He was named a 2012 CoSIDA Second-Team Academic All-American, the 2012 Pac-12 Football Scholar-Athlete of the Year, was a three-time Pac-12 All-Academic honoree.

In 2012, Bonano ranked fifth in the Pac-12 in scoring and No. 1 among kickers with 7.8 points per game. In his final campaign, he was 58-of-59 in PATs and 14-of-20 in field goals. He also ran in for a two-point conversion against ASU. Bonano's PAT with 0:19 to play in the Gilman New Mexico Bowl gave the Wildcats the go-ahead score to win the game, 49-48. He owns the school record for consecutive PAT kicks made with 73.

Additionally, Bonano earned a 2013 Pillar of Excellence Award, given out by Arizona's Honors College to distinguished graduating seniors. On March 3, Bonano was honored by the Southern Arizona Chapter of the National Football Foundation as a 2013 Scholar-Athlete. He earned his degree in physiology in December 2012.

2007 ToyoTires Pac-10 Scholar-Athlete - Spencer Larsen

A two-time first-team Academic All-Pac-10 selection, Arizona linebacker Spencer Larsen became the first league football player named in the initial group of student-athletes to receive the conference's new Scholar-Athlete Award. Larsen's 3.70 grade point average in regional development, his first-team All-Pac-10 playing honor and his exemplary citizenship and scholastic standing helped him earn the award. He led the Pac-10 with 131 tackles his senior year, led Arizona with 15.5 tackles for loss, was in on seven fumble plays (4 FR and 3 FF) and knocked down five passes. He finished his career with a total of 312 tackles. He was a 2007 finalist for the Wuerffel Trophy awarded annually to a top citizen-athlete among national collegiate football players, and an All-America selection by rivals.com (2nd team) and cfn.com (3rd).

2003 Woody Hayes Scholar-Athlete - Jason Johnson

University of Arizona senior quarterback Jason Johnson won the 2003 Woody Hayes National Scholar-Athlete Award in January 2003, honoring an exemplary year as the outstanding man in Division I athletics.

Johnson, who made outstanding appearances in both the East-West Shrine Game and Hula Bowl, earned Academic All-Pac-10 first-team quarterback honors for the second consecutive year, was a Verizon District VIII first-team Academic pick, won a berth on the American Football Coaches "Good Works Team" and completed his final year at Arizona with more than a dozen single-season, career or UA top-10 marks in passing and total offense. He was named the team's Most Valuable Offensive Player for 2002 and elected a co-captain by his teammates. He was a Canadian Football League quarterback and Grey Cup Champion for Edmonton after his graduation.

Johnson completed his undergraduate studies in 2001 with a 3.79 grade point average in business management, then was a honors graduate student in religious studies his final two semesters. Among his community activities were the Fellowship for Christian Athletes, Drug Free School Program, youth basketball coaching, Adopt a Family, Race for a Cure Cancer Walk and numerous youth-oriented speaking engagements.

1996 Football Foundation Scholar-Athlete - Wayne Wyatt

A two-year starting center on the Wildcat football teams of 1995-96 and eventually one of three team captains, Wayne Wyatt earned respectable numbers on the field. But his numbers off the field captured national attention — namely his 3.941 grade point average. He was selected as one of the 16 National Football Foundation and College Hall of Fame National Scholar-Athletes in 1996, with an \$18,000 scholarship for post-graduate studies, which he used for dental school. Wyatt was named to the 1996 GTE Academic All-America football first team by the College Sports Information Directors of America, Arizona's fifth player to earn first-team scholastic honors.

Wyatt earned Pacific-10 All-Academic and GTE All-District 8 honors. He was honored as one of the UA's distinguished scholar-athletes, named every semester to the Dean's List and earned Phi Beta Kappa honors as well. He received a bachelor's degree in philosophy in August 1995 and a master's degree in business administration in May 1997.

National Player of the Year Awards

1990 Jim Thorpe Award - Darryll Lewis

Arizona defensive back Darryll Lewis won the 1990 Jim Thorpe Award as the country's top defensive back. Lewis, who was inducted into Arizona's Sports Hall of Fame in 1995, finished his career with 14 interceptions, played in the Hula Bowl, was a third-round NFL pick and is a regular NFL starter. He was the 1990 Pac-10 Defensive Player of the Year.

Lewis was a game-turning defensive back; such as the time his interception return of 70 yards for a score helped UA beat UCLA. Or his goal-line stop of scrambling Oregon quarterback Bill Musgrave at the goal line to preserve another victory. Those were huge plays by a big-time player, but a few of many he provided as a four-year letterman from 1987-1990.

1993 Outland Trophy - Rob Waldrop

Wildcat defensive tackle Rob Waldrop capped a tremendous career as the winner of the Outland Trophy for the nation's top interior lineman in 1993.

Opponents double- and triple-teamed him at times in an effort to contain his pass rush and run-stopping techniques. Among his 53 tackles that year were 14 for losses, including eight sacks — a remarkable feat for an interior lineman. In his final two seasons, he had 18 sacks and spearheaded the play, which spawned the Wildcats' "Desert Swarm" nickname. He also won the Football Writer's inaugural Defensive Player of the Year Award, now called the Bronko Nagurski Award. He was named UPI Lineman of the Year as well.

In a superior effort at the 1994 Fiesta Bowl, Waldrop helped pin Miami with its back to the goal and came up with another sack, helping Arizona beat Miami, 29-0.

1994 Lou Groza Award - Steve McLaughlin

Arizona's Steve McLaughlin topped a remarkable four-year career in 1994 by winning the Lou Groza Collegiate Place Kicker Award as the nation's best — the player you want to kick one in the clutch. He certainly did in 1994, earning consensus first-team All-America honors.

He made 80 percent of his kicks during the season, including an amazing 12-of-16 from beyond 40 yards and 3-of-5 from beyond 50 yards. Subtracting a couple of monster tries at the end of periods, he was 23-of-27 from 57 yards and in. He led the Pac-10 in scoring with 95 points in 1994 and was first in the league and second nationally with 2.1 field goals per game. He kicked a career-best 54-yard field goal against California to earn an AT&T Long Distance Award for the longest kick of the week. He made all 26 of his point-after kicks. He was an accomplished pooch punter from field goal formation and kicked off his final two years as well.

He finished his career with 57 field goals in 81 tries and made 112-of-119 PATs for 283 points, third on the UA's all-time scoring list.

McLaughlin acquired the 'let-me-kick-it' attitude that is so critical to the trade. He had some misses that might have turned games but kept his confidence growing. One big day for McLaughlin came when his three field goals helped beat No. 1 Washington in 1992.

1998 Mosi Tatupu Award - Chris McAlister

Arizona cornerback Chris McAlister capped an outstanding three-year Wildcat career by winning the 1998 Mosi Tatupu Special Teams Player of the Year Award as the nation's top player in the kicking game.

McAlister, a unanimous All-America pick and finalist for the Jim Thorpe Award honoring the best collegiate defensive back that year as well, was involved in Arizona's special teams from both sides of the kick.

In 1998, he set the tone for the Cats' big-play 12-1 season by returning the opening kickoff 100 yards for a touchdown at Hawai'i on the first play of the year, tying his own school record set in 1996 against UCLA. He blocked punts in each of the final two regular-season games of the year and had a third deflected punt. He returned a punt 69 yards for a score against Northeast Louisiana and returned an interception 60 yards for a score against Washington State to become only the seventh player in NCAA history to have scored on kickoff, punt and interception returns in a single season.

He was a defensive player who averaged 38 yards per game in all-purpose yardage: eight kickoff returns for a 29.5 mark, five punt returns for a 20.8 mark and five interception returns for a 12.8 figure. What it meant to the Cats for three years was like having a 12th player on the field each time McAlister took his place somewhere among the action. His 18 career interceptions placed him No. 3 on UA's all-time chart, but his special teams' play was unmatched.

2007 Jim Thorpe Award - Antoine Cason

Arizona cornerback Antoine Cason became UA's second Jim Thorpe Award winner and the latest Wildcat consensus All-American since 1999 with his superlative senior season in 2007. Among his highlight-reel plays in 2007 were interception returns of 42 yards for a score against Oregon, a 56-yard punt return for a score against the Ducks and a 60-yard interception return for a score against Oregon State. He had three other interceptions on the year to give him a career total of 15, fourth best in school history. His 165 yard on INT returns was just shy of the school record 191 yards set by Thorpe Award winner Darryll Lewis in 1990.


Cason was a two-time first-team All-Pac-10 selection. In 2007 he was named first-team All-America by Walter Camp, the Associated Press, The Sporting News, CBS Sports, ESPN.com, SI.com, Rivals.com and cfn.com. His electrifying play was no more special than his off-the-field comportment as a UA team spokesman and leader throughout his career. His 'Cason Cares' charity drive for cancer research in 2007 typified his renaissance leadership. He was Arizona's Ruby Award winner as the top male student-athlete for the 2007-08 school year. But his senior year's action on the field was special. He finished with 71 tackles, five interception, 14 passes defended, two forced fumbles, a sack and four tackles for loss. His four returns for scores (2 INT, 2 PR) set a UA standard.

2014 Chuck Bednarik Award, Rotatory Lombardi Award, Bronko Nagurski Trophy - Scooby Wright III


Sophomore linebacker Scooby Wright III swept the national defensive player of the year awards in 2014. Also Arizona's sixth unanimous All-American, he was named the Pac-12 Pat Tillman Defensive Player of the Year and the CBSSports.com, Scout.com and SB National National Defensive Player of the Year. A three-time Pac-12 Player of the Week, Wright was also the lone defensive player named Walter Camp Player of the Year Finalist.

He turned in one of the most prolific defensive seasons in NCAA history. He ranked in the top five among FBS players for total tackles (163), tackles for loss (29.0), sacks (14.0) and forced fumbles (6). He set career game-high 19 tackles at UCLA, 5.0 TFL vs. ASU and three forced fumbles at Washington State.


Wright was instrumental in Arizona's 10-win season and bids to the Pac-12 Championship and VIZIO Fiesta Bowl Games.




Darryll Lewis



Rob Waldrop




Chris McAlister



Antoine Cason

Wildcats in the NFF College Hall of Fame



Warren Woodson

Coach Warren Woodson - 1989 Inductee


Arizona's head coach from 1952-56, Warren Woodson was inducted to the College Football Hall of Fame in 1989. He served as Art Luppino's head coach during his NCAA-leading rushing seasons in 1954 and 1955. During his career, he coached six NCAA rushing leaders. He led the Wildcats to a 26-22-3 record during his four seasons in Tucson.

Linebacker Ricky Hunley - 1998 Inductee

One of many defensive stars at Arizona over the years, All-America linebacker Ricky Hunley was a hugely physical presence in the early 1980s and became the first Wildcat elected to the College Football Hall of Fame, with induction in 1998. He turned down a Pittsburgh Pirates baseball offer to play football at Arizona. From 1980 to 1983, Hunley was in on an amazing 566 tackles and was a consensus first-team All-American in both 1982 and 1983. He was a three-time All-Pacific-10 Conference selection and was the 1983 Pac-10 Co-Defensive Player of the Year. A team captain in 1983, he also earned Arizona's Most Valuable Player honor in helping lead the Wildcats to a 7-3-1 record. For several seasons, he played alongside his younger brother, LaMonte, also a Wildcat linebacker. Hunley led the Wildcats in unassisted tackles every year from 1981-83 with totals of 74, 100 and 99, respectively. He also set a school record recovering five fumbles in 1983. Now a professional coach, Hunley played in the NFL for seven years and participated in Super Bowls XXI and XXII as a Denver Bronco. He has coached at Southern California and Missouri and served on the Board of Directors for the Black Coaches Association and the Minority Issues Committee of the AFCA.

Coach Jim Young - 1999 Inductee

Former University of Arizona coach Jim Young joined several other coaches — Don Coryell and Jerry Claiborne — and the likes of Herschel Walker, Billy Kilmer, John Hannah, Ross Browner and several other storied players in the 1999 class of inductees into the National Football Foundation College Hall of Fame. Young, retired in Tucson, had three successful head coaching stints, including his first at Arizona from 1973 to 1976, at Purdue from 1977 to 1981 and a tour of duty at Army from 1983 to 1990. Overall, he won more than 60 percent of his games, at 120-71-2, turning around programs at each stop. At UA, he was 31-13 and posted two 9-2 seasons in 1974 and 1975, among UA's best ever. His 1973 Arizona club finished 8-3 and tied for UA's first conference title in 40 years. At Purdue, he was 38-19-1 with three bowl victories. Coaching the Cadets, he was 51-39-1 with a 2-1 bowl record. Young, who holds bachelor's and master's degrees from Bowling Green, employed passing attacks at Arizona and Purdue and installed the wish-bone at Army to reach national rushing prominence. Young completed his football career as an offensive assistant on Dick Tomey's 1992-94 Arizona staffs after Tomey talked him into delaying his retirement.



Jim Young


Coach Darrell Mudra - 2000 Inductee

Darrell Mudra retired from collegiate football in 1988 bringing an end to a Hall of Fame career, which boasts a 200-81-4 record and two national championships. He started his collegiate head-coaching career at Adams State in 1959 and led the team to the 1962 Mineral Bowl, where they defeated Northern Illinois 23-20. In 1963 he became the head coach at North Dakota State where he successfully turned the program around from a 0-10 record the year before, to a 1964 Mineral Bowl victory. In 1965 he won his first national championship defeating Grambling 20-7 in the Pecan Bowl. He then coached the University of Arizona for two seasons and led them to the 1968 Sun Bowl. After a successful stint at Western Illinois, Mudra coached Florida State for two years before going to Eastern Illinois where he won the Division II National Championship. During Coach Mudra's tenure at Northern Iowa, he led the team to the I-AA semifinals in 1985 and 1987. The Panthers were ranked fourth nationally at the end of the 1987 season and lost to the eventual national champion Northeast Louisiana 44-41 in overtime. He was named Kodak Region 4 Coach of the Year in 1985 while at UNI. Mudra was nicknamed "Dr. Victory" because of his success at each level, but always shied away from all of the accolades, preferring to let his assistants and players take the credit.

Safety Chuck Cecil - 2009 Inductee

A three-time First Team Academic All-America selection (1986-87), Cecil starred for Arizona from 1984 to 1987, first under the late Larry Smith and then under former head coach Dick Tomey for his final year. He began as a recruited walk-on and finished his UA career as one of the Pac-10's noted and fearless safeties. A consensus All-American in 1987, Cecil was the Aloha Bowl MVP and a two-time first-team all-conference selection, plus earned second-team honors as a sophomore. He was named Pac-10 Defensive Player of the Year in 1987 and Pac-10 Player of the Week on three occasions. A three-time Pac-10 All-Academic selection, he culminated his education as a recipient of the NCAA Top VI Award, one of the nation's top scholar-athlete citations. He was named Arizona's male winner of the the Pac-10 Conference Medal.

He holds the Arizona career record with 21 interceptions and among those returned one 100 yards for a touchdown against Arizona State in 1986, one of the most electrifying moment in UA football history. Drafted in the fourth round of the 1988 draft by the Green Bay Packers, Cecil spent seven seasons in the NFL and is currently defensive coordinator for the Tennessee Titans. Cecil has served as co-chair of the University of Arizona Medical Center Foundation campaign for UMC Trauma Center.



Chuck Cecil

Defensive Tackle Rob Waldrop - 2011 Inductee

A two-time consensus All-American during his junior and senior seasons, Waldrop was the Pac-10 Defensive Player of the Year in 1993, received the Outland Trophy honoring the country's top interior lineman, was voted the Top Defensive Player of the Year by the Football Writers of America (now called the Bronko Nagurski award), and was one of four finalists for the Lombardi Trophy honoring the outstanding lineman of the year.

In 1992 he was voted by opposing linemen as the Pac-10's defensive winner of the Morris Award. He earned first-team All-Pacific-10 Conference honors in 1992 and 1993 and was Pac-10 Defensive Player of the Week against Miami in 1992 and versus USC in 1993. He was named defensive MVP of the 1992 Sun Bowl. He earned Playboy Pigskin Preview All-America honors in 1993. During his senior season, Waldrop recorded 53 total tackles, 14 for losses, including eight sacks -- a remarkable feat for an interior lineman. His play, which helped spawn the Wildcats' "Desert Swarm" nickname, was evident in the 1994 Fiesta Bowl when he helped guide Arizona to a shutout, 29-0 victory. He spear-headed an effort which helped the Wildcats lead the nation and set a Pac-10 record with 33 rushing yards allowed per game in 1993, when Arizona led the nation in total defense. He finished his Arizona career with an amazing 164 tackles for an interior lineman, with 44 tackles for loss and 22.5 sacks, which rate fifth in UA's history. Waldrop was drafted in '94 by the NFL's Kansas City Chiefs, played two seasons and later went on to a 1996 stint with the Toronto Argonauts of the CFL.


Defensive Tackle Tedy Bruschi - 2013 Inductee

With Bruschi as a key component, Arizona's Desert Swarm defense led the nation in scoring defense in 1992. In 1993, Desert Swarm led the nation in rushing defense and defined a squad that achieved UA's first 10-victory season, defeating Miami, 29-0, in the Fiesta Bowl. Bruschi was named Fiesta Bowl MVP.

Bruschi (1991-95) ended his career with 52 sacks, tied for the most in NCAA history. He was a consensus All-American in 1994 and a unanimous All-American in 1995.

Bruschi's celebrated senior season included the 1995 Pac-10 Defensive Player of the Year honors and winning the Morris Trophy as the league's best defensive lineman. He was a two-time finalist for the Lombardi Award and graduated with 74 tackles for loss, which ranked sixth in FBS history. Bruschi was named all-conference three times and he led the Wildcats to three bowl berths under head coach Dick Tomey.

The San Francisco native was a third-round selection by the New England Patriots in the 1996 NFL Draft. Bruschi enjoyed a 13-year career, winning three Super Bowls with the franchise. The Pro Bowler was named the Associated Press' Comeback Player of the Year in 2005 following a stroke.



Tedy Bruschi

National Honors & Awards

All-American Football Johnny Vaught Head Coach Lifetime Achievement Award

1997 Jim Young (HC1973-76, assist. 1992-94)

Biletnikoff Award

2012 Austin Hill, WR, semifinalist

Chuck Bednarik Award

2007 Antoine Cason, CB, semifinalist

Davey O'Brien Award

2017 Khalil Tate, QB, semifinalist

Doak Walker Award

2013 Ka'Deem Carey, RB, finalist

Football News Coach of the Year

1998 Dick Tomey, finalist

Frank Broyles Award (Top Assistant Coach)

1997 Homer Smith, OC, finalist

1998 Rich Ellerson, DC, finalist

FWAA Coach of the Year

1998 Dick Tomey, finalist

George Munger Award - Coach of Year

2009 Mike Stoops, semifinalist

2017 Rich Rodriguez, semifinalist

Jim Thorpe Award

1986-87 Chuck Cecil, S, semifinalist

1998 Chris McAlister, CB, finalist

2005 Darrell Brooks, FS, semifinalist

2006 Antoine Cason, CB, semifinalist

Lou Groza Award

2009 Jason Bondzio, PK, semifinalist

Manning Award

2017 Khalil Tate, QB, finalist

Maxwell Award

2017 Khalil Tate, QB, semifinalist

Ray Guy Award

2005 Danny Baugher, P, finalist

Rimington Trophy

2010 Colin Baxter, C, semifinalist

Ronnie Lott Trophy

2007 Antoine Cason, CB, semifinalist

Senior CLASS Award

2012 Kyle Quinn, C, semifinalist

Strength Coach of the Year - FootballScoop.com

2009 Corey Edmond, semifinalist

RB Coach of the Year - FootballScoop.com

2012 Calvin Magee

Walter Camp Alumni Award

2010 Tedy Bruschi

Walter Camp Player of the Year

2014 Scooby Wright III, LB, finalist

2017 Khalil Tate, QB, semifinalist

Wuerffel Trophy

2007 Spencer Larsen, LB, semifinalist

NFF So. Arizona Chapter - Ricky Hunley Award

2009 James Tretheway, OT

2010 Corey Hall, S

2011 Anthony Wilcox, S

2012 David Roberts, WR

NFF Hampshire Honor Society

2015 Jared Tevis, S

2014 Blair Tushaus, TE

Brian Chacon, LS

Jake Fischer, LB

Tevin Hood, DL

2013 Trace Biskin, OL

John Bonano, K

2012 Paul Vassallo, LB

2009 Jason Bondzio, PK

2008 Spencer Larsen, LB

NFF HOF Campbell Trophy/Scholar-Athlete Award

2001 Eli Wnek, DE, finalist

2014 Jared Tevis, S, semifinalist

2021 Bryce Wolma, semifinalist

NCAA Top Six

1987 Chuck Cecil, S

NCAA Postgraduate Scholarship

1978 Jon Abbott

1979 Jeff Whitton

1987 Chuck Cecil

2012 John Bonano

National Academic Momentum Award

2009 Earl Mitchell, West region winner

2010 Jovon Hayes, West region winner

Swede Nelson National Sportsmanship Award

1954 Art Luppino

AFC A Good Works Team

2000 Chris Palic, P

2001 Eli Wnek, DE

2002 Jason Johnson, QB

Jewish Sports Hall of Fame

2002 Josh Miller, P, 1990-92

Virginia Sports Hall of Fame

2007 Ricky Hunley, LB, 1980-83

CoSIDA (CSC) Academic All-District

1996 Wayne Wyatt, C

2001 Eli Wnek, DE

Jason Johnson, QB (2nd)

2002 Jason Johnson, QB

2006 Spencer Larsen, LB

2011 Paul Vassallo, LB

2012 John Bonano, K

Jake Fischer, LB

2013 Jake Fischer, LB

Tevin Hood, DL

2017 Christian Boettcher, OL

2022 Kyle Ostendorp, P (All-District & All-American)

Pac-10/12 Conference

Pac-10/12 Player of Year

1983 Ricky Hunley, LB (def.)

1986 Byron Evans, LB (def.)

1987 Chuck Cecil, FS (def.)

1988 Dana Wells, NG (def.)

1990 Darryll Lewis, CB (def.)

1993 Rob Waldrop, DT (def.)

1995 Tedy Bruschi, DE (def.)

2005 Mike Thomas, WR (frosch)

2013 Ka'Deem Carey, RB (off.)

2015 Scooby Wright III, LB (def.)

Pac-12 Freshman of the Year

2017 J.J. Taylor (co-off.), Colin Schooler (def.)

Pac-10/12 Coach of Year

1992 Dick Tomey

2014 Rich Rodriguez

Pac-10/12 Morris Trophy

1987 Dana Wells, NG

1988 Joe Tofflemire, C

Dana Wells, NG

1992 Rob Waldrop, NG

1995 Tedy Bruschi, DE

1998 Yusuf Scott, OG

All-Pac-10/12 Conference First-Team Honors

1978 Ron Beyer, TE

1979 Cleveland Crosby, DT

1980 Dave Liggins, DB

1981 Ricky Hunley, LB

1982 Ricky Hunley, LB

Vance Johnson, RB

Jeff Kiewel, OG

1983 Al Gross, DB

1983 Ricky Hunley, LB

Randy Robbins, CB

1984 Brad Anderson, WR

David Wood, DT

LaMonte Hunley, LB

Allan Durden, FS

1985 Allan Durden, FS

Byron Evans, LB

1986 Byron Evans, LB

Chuck Cecil, SS

- 1987 Joe Tofflemire, C
- David Adams, RB
- Chuck Cecil, FS
- Joe Tofflemire, C
- Dana Wells, NG
- Derek Hill, WR
- 1988 Joe Tofflemire, C
- Chris Singleton, OLB
- Dana Wells, NG
- 1989 Glenn Parker, OT
- Anthony Smith, DT
- Chris Singleton, OLB
- Jeff Hammerschmidt, FS
- 1990 Darryll Lewis, CB
- 1991 Chuck Levy, AP
- 1992 Keshon Johnson, CB
- Rob Waldrop, NG
- Josh Miller, P
- 1993 Rob Waldrop, DT
- Chuck Levy, AP
- Tony Bouie, DB
- Sean Harris, LB
- 1994 Tedy Bruschi, DE
- Tedy Bruschi, DE
- Sean Harris, LB
- Brandon Sanders, DB
- Steve McLaughlin, PK
- Ontwaun Carter, RB
- Warner Smith, OL
- 1995 Tedy Bruschi, DE
- Chuck Osborne, DL
- Brandon Sanders, DB
- Armon Williams, ST
- 1996 Chris McAlister, CB
- Armon Williams, ST
- 1997 Joe Salave'a, DT
- Chris McAlister, CB
- 1998 Chris McAlister, CB
- Trung Canidate, RB
- Marcus Bell, LB
- Daniel Greer, DT
- Yusuf Scott, OG
- 1999 Trung Canidate, RB
- Dennis Northcutt, WR
- 2000 Lance Briggs, LB
- Bobby Wade, RS
- 2001 Lance Briggs, LB
- Clarence Farmer, HB
- 2002 Lance Briggs, ILB
- Bobby Wade, WR
- Ray Wells, ST
- 2005 Darrell Brooks, CB
- 2006 Antoine Cason, CB
- Syndric Steptoe, KR
- Nick Folk, P
- 2007 Antoine Cason, CB
- Spencer Larsen, LB
- Mike Thomas, WR
- Keenyn Crier, P
- 2008 Eben Britton, OT
- Rob Gronkowski, TE
- Mike Thomas, WR
- Mike Thomas, PR
- 2010 Juron Criner, WR
- Brooks Reed, DE
- 2012 Ka'Deem Carey, RB
- 2013 Ka'Deem Carey, RB
- 2014 Scooby Wright III, LB
- 2018 J.J. Taylor, RB
- 2021 Kyle Ostendorp, P
- Stanley Berryhill III, AP/ST

Pac-10/12 Second Team

- 1978 Larry Heater, RB
- Hubert Oliver, RB
- Cleveland Crosby, DT
- Corky Ingraham, LB
- 1979 Hubert Oliver, FB
- Dave Liggins, DB
- Marcellus Greene, DB
- 1980 Marcellus Greene, DB
- Mike Robinson, DT
- Bill Jensen, OT
- Sergio Vega, P
- 1982 Ivan Lesnik, NG
- Glenn Perkins, ILB
- 1983 Tom Tunnicliffe, QB
- Chris Brewer, RB
- Max Zendejas, KS
- Mike Freeman, OL
- Marsharne Graves, OL
- Ivan Lesnik, DT
- 1984 Joe Drake, NG
- Steve Boadway, IB
- Charlie Dickey, OT
- David Adams RB, KR

1985 Chuck Cecil, SS
Joe Tofflemire, C
Max Zendejas, PK
Jon Horton, WR
1986 Stan Mataele, DT
Gary Coston, PK
Ruben Rodriguez, P
Danny Lockett, OLB
1987 Derek Hill, KR
1988 Art Greathouse, RB
1989 David Eldridge, RB
Doug Pfaff, PK
Darryll Lewis, CB
1990 Reggie Johnson, DT
Rick Warren, OG
1991 John Fina, OT
Terry Vaughn, RET
1992 Mike Heemsberge, OT
Sean Harris, LB
1993 Brant Boyer, ILB
Warner Smith, OG
Brandon Sanders, DB
Hicham El-Mashtoub, OL
1994 Kelly Malveaux, DB
1995 Joe Salave'a, DT
1996 Chester Burnett, ILB
Matt Peyton, P
Frank Middleton, OG
Jose Portilla, OT
1997 Jeremy McDaniel, WR
1998 Keith Smith, QB
DaShon Polk, LB
Edwin Mulitalo, OT
1999 Brandon Manumaleuna, TE
Bruce Wiggins, C
Steven Grace, OG
Marcus Bell, ILB
Joe Tafoya, DT
2000 Joe Tafoya, DE
Michael Jolivet, CB
Marques McFadden, OL
Peter Hansen, ST
2002 Bobby Wade, RS
Makoa Freitas, OL
2003 Mike Bell, RB
2004 Darrell Brooks, FS
2005 Copeland Bryan, DE
Antoine Cason, CB
Danny Baugher, P
Louis Holmes, DE
2006 Spencer Larsen, LB
Michael Johnson, S
Eben Britton, OT
Lionel Dotson, DT
2008 Devin Ross, CB
Willie Tuitama, QB
2009 Colin Baxter, OL
Adam Grant, OL
Earl Mitchell, DT
Xavier Kelley, LB
Trevin Wade, CB
2010 Adam Grant, OT
Ricky Elmore, DE
Colin Baxter, C
2011 Trevin Wade, CB
2012 Austin Hill, WR
Matt Scott, QB
2014 Steven Gurrola, C
Drew Riggleman, P
2015 Drew Riggleman, P
2021 Kyon Barrs, DL
2022 Dorian Singer, WR

Pac-10/12 Honorable Mention

1978 Frank Garcia, P
John Schramm, OG
1979 Bill Jensen, OT
Mike Robinson, DT
Larry Heater, RB
Mark Streeter, DB
Jeff Whitton, MG
Ron Catlin, OT
1980 Hubert Oliver, FB
Reggie Ware, DB
1982 Brad Anderson, WR
Mark Keel, TE
Glenn McCormick, C
Randy Robbins, DB
Craig Schiller, P
1983 Jay Dobyns, WR
LaMonte Hunley, ILB
Joe Drake, NG
John Barthalt, DT
Troy Hunter, RET
David Wood, DT
John Kaiser, OLB

1984 Jon Horton, WR
Jay Dobyns, WR
Alfred Jenkins, QB
Gordon Bunch, CB
Lynnden Brown, DB
Max Zendejas, PK
Vance Johnson, RB
Gordon Bunch, CB
1985 Glenn Howell, TE
Danny Lockett, OLB
Ruben Rodriguez, P
Craig Vesling, OLB
1986 Jim Birmingham, DT
Jeff Rinehart, OT
Jon Horton, WR
Jeff Fairholm, WR
Frank Arriola, OG
Jerry Beasley, LB
1987 James DeBow, CB
Art Greathouse, RB
Chris Singleton, OLB
1988 James DeBow, SS
David Eldridge, RB
Brad Henke, DT
Derek Hill, WR
Bret Holley, P
Kevin Singleton, ILB
Alonzo Washington, RB
1989 John Brandon, OG
Scott Geyer, DB
Reggie McGill, RB
John Nies, P
Donnie Salum, LB
1990 Ronald Veal, QB
Michael Bates, KR
Darren Case, LB
Jeff Hammerschmidt, FS
Todd Burden, CB
Zeno Alexander, OLB
1991 Richard Holt, CB
Bobby Roland, SS
Ty Parten, DT
Nick Fineanganofa, OG
1992 Tony Bouie, FS
Brant Boyer, LB
Richard Griffith, TE
Billy Johnson, FB
Richard Maddox, OLB
George Malauulu, QB
Darryl Morrison, CB
Ty Parten, DT
Warner Smith, OG
1993 Ontiwaun Carter, RB
Troy Dickey, WR
Shawn Jarrett, OLB
Rod Lewis, TE
Steve McLaughlin, PK
Jey Phillips, DB
1994 Jimmie Hopkins, DE
Tony Bouie, FS
Richard Dice, WR
Lamar Harris, TE
Jim Hoffman, DT
Chuck Osborne, NG
Dan White, QB
1995 Richard Dice, WR
Mani Ott, C
Matt Peyton, P
Joe Salave'a, DT
Dan White, QB
1996 Richard Dice, WR
Jeremy McDaniel, WR
Wayne Wyatt, C
Van Tuinei, DT
1997 Chester Burnett, LB
Rusty James, C
Rashee Johnson, SS
Jimmy Sprotte, OLB
Mike Szlauko, DE
Rodney Williams, WR
1998 Dennis Northcutt, WR
Kelvin Eafon, RB
Manuia Savea, OT
Mike Lucky, TE
Bruce Wiggins, C
Ryan Springston, P
1999 Greg Payne, SS
DaShon Polk, OLB
Keith Smith, QB
2000 Keoni Fraser, DT
Idris Haroon, DE
Ortege Jenkins, QB
Sean Keel, PK
Brandon Manumaleuna, TE
Antonio Pierce, LB
Bruce Wiggins, C

2001 Bobby Wade, WR
Bobby Wade, WR
Makoa Freitas, OT
Young Thompson, DT
Jason Johnson, QB
Michael Jolivet, CB
2002 Jason Johnson, QB
James Hugo, TE
Darrell Brooks, CB
Jarvie Worcester, FS
Young Thompson, DT
2003 Darrell Brooks, FS
Keoki Fraser, C
Marcus Smith, DE
Joe Siofele, LB
2004 Mike Bell, RB
Antoine Cason, CB
Steve Fleming, TE
Keoki Fraser, C
Syndric Steptoe, KR
Peter Graniello, OT
2005 Mike Bell, RB
Nick Folk, PK
Michael Johnson, SS
Syndric Steptoe, WR
2006 Eben Britton, OL
Lionel Dotson, DL
Yaniv Barnett, DL
Chris Henry, RB
Mike Thomas, WR
Rob Gronkowski, TE
2007 Jason Parker, DE
Jason Bondzio, PK
Willie Tuitama, QB
Peter Graniello, OT
Ronnie Palmer, LB
2008 Jason Bondzio, K
Earl Mitchell, DT
Nic Grigsby, RB
Colin Baxter, OG
Keenyn Crier, P
Cam Nelson, S
Brooks Reed, DE
2009 Ricky Elmore, DE
Nick Foles, QB
Devin Ross, CB
Vuna Tuihalamaka, LB
2010 Paul Vassallo, LB
Nick Foles, QB
David Douglas, WR
Keola Antolin, RB
2011 Nick Foles, QB
Tra'Mayne Bondurant, LB
John Bonano, K
Kyle Quinn, C
Juron Criner, WR
2012 Dan Buckner, WR
Jake Fischer, LB
Kyle Quinn, C
Jared Tevis, S
2013 Marquis Flowers, LB
Tevin Hood, DL
Nate Phillips, WR
Jared Tevis, S
2014 Scooby Wright, LB
Austin Hill, WR
Cayleb Jones, WR
Jonathan McKnight, CB
Dan Pettinato, DL
Anu Solomon, QB
Jared Tevis, S
2015 Nick Wilson, RB
Reggie Gilbert, DL
Will Parks, S
Casey Skowron, PK
2016 Samajie Grant, RB/WR
Trey Griffey, WR
Nate Phillips, WR
2017 Jacob Alsadek, OL
Shun Brown, PR/WR
Nathan Eldridge, OL
Colin Schooler, LB
Khalil Tate, QB
2018 Nick Wilson, RB
P.J. Johnson, DL
Shawn Poindexter, WR
Thomas Reid III, WR
Colin Schooler, LB
2019 Jace Whittaker, DB
Lorenzo Burns, CB
Colin Schooler, LB
J.J. Taylor, RB
Cody Creason, OL
2020 Gary Brightwell, RB
Lorenzo Burns, CB
Lucas Havrisik, K

Roy Lopez, DL
Anthony Pandey, LB
2021 Stanley Berryhill III, WR
Lucas Havrisik, K
Trevon Mason, DL
Josh McCauley, OL
Anthony Pandey, LB
2022 Jordan Morgan, OL
Jacob Cowing, WR
Jonah Savaiinaea, OL
Jayden de Laura
Michael Wiley
Tyler Loop

Pac-10/12 All-Academic

1982 Ivan Lesnik, NG
1983 Ivan Lesnik, DT
1984 Lynnden Brown, SS
Gorden Bunch, CB
1985 Chuck Cecil, S
Gordon Bunch, CB
1986 Chuck Cecil, SS
Tom Lynch, OT
1987 Chuck Cecil, FS
Tom Lynch, OT
1988 Brad Henke, DT
1989 Chris Singleton, LB
John Fina, OT
1990 John Fina, OT
1991 John Fina, OT
1992 Jay Kirchoff, K
1993 Chad Ross, LS
1994 Paul Stamer, OL
1995 Wayne Wyatt, C
1996 Wayne Wyatt, C
1997 Jose Portilla, OT
1998 Eli Wnek, DE
2000 Eli Wnek, TE
Brandon Nash, SS
2001 Eli Wnek, DE
Jason Johnson, QB
Justin Jochum, ST
2002 Jason Johnson, QB
Ben DalMolin, LB/LS
Darrell Brooks, DB (2nd)
2003 Lee Patterson, DB (2nd)
2004 Ben DalMolin, LS (2nd)
2005 Darrell Brooks, FS
Spencer Larsen, LB (2nd)
2006 Spencer Larsen, LB
Daniel Borg, OL
Nick Folk, K
2007 Spencer Larsen, LB
Jason Bondzio, PK
Corey Hall, DB
2008 Jason Bondzio, PK
David Roberts, WR (2nd)
James Tretheway, OT (2nd)
Corey Hall, DB (2nd)
Chris Gronkowski, HB (2nd)
2009 R.J. Young, LB (2nd)
2010 Anthony Wilcox, DB
Jake Fischer, LB
John Bonano, K
Adam Hall, S (2nd)
R.J. Young, LB (2nd)
2011 John Bonano, K (1st)
Paul Vassallo, LB (1st)
Carter Lees, OL (2nd)
Jared Tevis, S (2nd)
Trace Biskin, OL (HM)
David Roberts, WR (HM)
2012 Jared Baker, RB (1st)
John Bonano, K (1st)
Jake Fischer, LB (1st)
Jared Tevis, S (1st)
Trace Biskin, OL (2nd)
Michael Cooper, TE (2nd)
Trevor Ermisch, WR (HM)
Reggie Gilbert, DL (HM)
2013 Jamar Allah (HM)
Jared Baker (2nd)
Brian Chacon (HM)
Trevor Ermisch (HM)
Jake Fischer (1st)
Reggie Gilbert (HM)
Trey Griffey (HM)
Tevin Hood (2nd)
Nick Isham (HM)
Drew Riggleman (HM)
Yamen Sanders (HM)
Jake Smith (2nd)
Jared Tevis (1st)
2014 Calvin Allen, DL (HM)
Jared Baker, RB (2nd)
Jake Matthews, LB (2nd)

Abraham Mendivil, WR (HM)
Casey Skowron, K (HM)
Jared Tevis, S (1st)
2015 Carter Hehr, DB (1st)
Jared Baker, RB (2nd)
Jake Matthews, LB (2nd)
Cam Denson, CB (HM)
Tony Ellison, WR (HM)
Alex King, LB (HM)
(HM) Abraham Medivil, WR
Casey Skowron, PK (HM)
2016 Matt Stagg, LB (1st)
Christian Boettcher, OL
(2nd) Malcolm Holland, DB
(2nd) Cody Creason, OL (HM)
Jake Matthews, LB (HM)
(HM) Abraham Medivil, WR
Carrington Vaughn, LB
(HM) Levi Walton, OL (HM)
2017 Christian Boettcher, OL
(1st) Malcolm Holland, DB (1st)
Jake Glattig, P (2nd)
Branden Leon, RB (HM)
Jamie Nunley, TE (HM)
Josh Pollack, P/PK (HM)
Khalil Tate, QB (HM)
2018 Bryce Wolma, TE (1st)
Josh Pollack, P (1st)
Rhett Rodriguez, QB (2nd)
Chacho Ulloa, S, (2nd)
Cody Creason, OL, (HM)
Jake Glattig, P (HM)
Jamie Nunley, TE (HM)
Pac-12 Academic Honor Roll
2019 Justin Belknap, DE
Cody Creason, OL
Tyson Gardner, OL
Donovan Laie, OL
Richard Merritt, LB
Rhett Rodriguez, QB
Dante Smith, LB
Jace Whittaker, DB
Bryce Wolma, TE
2020 Luke Ashworth, QB
Aaron Blackwell, DL
Tristen D'Angelo, WR
Cameron Feitz, QB
Tyson Gardner, OL
Seth MacKellar, LS
Josh McCauley, OL
Jacob Meeker-Hackett, P
Roberto Miranda, WR
Jaden Mitchell, WR
Kyle Ostendorp, P
Will Plummer, QB
Rhett Rodriguez, QB
Christian Roland-Wallace, DB
Dante Smith, RB
Michael Wiley, RB
Bryce Wolma, TE
2021 Luke Ashworth, QB
Josh Baker, OL
JB Brown, DL
Gunner Cruz, QB
Tristen D'Angelo, WR
Paiton Fears, OL
Jason Harris, DL
Seth Mackellar, LS
Jacob Meeker-Hackett, K
Roberto Miranda, TE
Jaden Mitchell, WR
Kyle Ostendorp, K
Christian Roland-Wallace, CB
Matthew Stefanski, OL
Bryce Wolma, TE
2022 Josh Baker, OL
Jaden Clark, WR
Gunner Cruz, QB
Paiton Fears, OL
Noah Fifita, QB
AJ Jones, WR
Seth Mckellar, LS
Leif Magnuson, OL
Roberto Miranda, TE
Kyle Ostendorp, P
Christian Roland-Wallace, DB
Grayson Stovall, OL
Treydan Stukes, DB
Matt Weerts, LB

Pac-10/12 Conference Medal
1979 Jeff Whitton, DT
1984 Ivan Lesnik, DT
1985 Gordon Bunch, DB
1988 Chuck Cecil, FS
1990 Chris Singleton, LB
1996 Wayne Wyatt, C
1997 Joe Salave'a, DT
2002 Brandon Nash, SS
2003 Jason Johnson, QB
2011 Brooks Reed, DE
2013 John Bonano, K
Pac-12 Postgraduate Scholarship
2012 Trace Biskin, OL
Pac-10/12 Players of the Week
1978 Def: Cleveland Crosby (UM)
Off: Larry Heater (Ore.)
1979 Off: Hubie Oliver (ASU)
1980 Def: Ricky Hunley (UCLA)
1981 Off: Tom Tunnicliffe (USC)
1982 Def: John Barthalt (UCLA)
Ricky Hunley (ASU)
Off: T.Tunnicliffe (ND/UOP)
Vance Johnson (SU)
Tom Tunnicliffe (ASU)
1983 Def: LaMonte Hunley (UU)
Randy Robbins (WSU)
Ricky Hunley (UCLA)
Off: Chris Brewer (OSU)
Tom Tunnicliffe (UCLA)
1985 Def: Allan Durden
(@ California)
Danny Lockett (vs. SMU)
Chuck Cecil (vs.Oregon)
Max Zendejas (ASU)
1986 Off: David Adams (Houston)
Def: Chuck Cecil (ASU)
1987 Def: Chuck Cecil (SU)
Spec: Paul Kasprzyk (UW)
1988 Def: Brad Henke (WSU)
Spec: Doug Pfaff (WSU/UW)
1989 Off: David Eldridge (UCLA)
Def: Chris Singleton (SU)
Jeff Hammerschmidt (OU)
Chris Singleton (WSU)
Spec: D. Pfaff (Stan/Okla/UW)
John Nies (WSU)
1990 Def: Richard Maddox (Illinois)
D. Lewis (Ore/UCLA/USC)
Spec: Michael Bates (WSU)
1991 Off: George Malauulu (SU)
Spec: C. Levy (Ohio State)
1992 Def: Rob Waldrop (Miami)
Ty Parten (UCLA)
Off: OL (Stanford)
Billy Johnson (Washington)
Spec: Heath Bray (Cal)
1993 Def: Tedy Bruschi (Illinois)
Rob Waldrop (USC)
Off: Chuck Levy (Oregon)
Spec: Jim Hoffman (Illinois)
Chuck Levy (USC)
Steve McLaughlin (SU/WSU)
1994 Def: Akil Jackson (WSU)
Sean Harris (Cal)
Off: Richard Dice (UCLA)
Spec: Matt Peyton (WSU)
1995 Def: Brandon Sanders (WSU)
Spec: A. Williams (G.Tech)
Spec: Ron Holmes (Cal)
1996 Def: Chester Burnett (WSU)
1997 Def: J. Salave'a (Ohio State)
Def: Mike Szlauko (Stanford)
1998 Def: Marcus Bell (Iowa)
Marcus Bell (Washington)
Off: Trung Canidate (Ore.)
O. Jenkins/Keith Smith (UW)
1999 Off: Dennis Northcut (TCU)
Trung Canidate (UTEP)
Def: Marcus Bell (USC)
2000 Def: Joe Tafoya (Utah)
Def: Idris Haroon (Stanford)
Def: Michael Jolivet (USC)
ST: Gary Love (UTEP)
Off: Gary Love (WSU)
2001 Off: Bobby Wade (ASU)
2002 Def: M. Jolivet (NAU)
Off: Jason Johnson (Cal)
2003 Def: Michael Jolivet (NAU)
2004 Def: Antoine Cason (NAU)
2005 Def: Michael Johnson (OSU)
ST: Nick Folk (OSU)
2006 Def: A. Cason (WSU/Cal)

ST: Nick Folk (BYU/Ore)
Off: Chris Henry (Ore)
2007 Off: Willie Tuitama (UW)
Def: Spencer Larsen (Ore)
ST: Antoine Cason (Ore),
Keenyn Crier (USC);
Mike Thomas (UW);
Jason Bondzio (UCLA)
2008 Off: Keola Antolin (Cal)
Def: Corey Hall (UCLA)
ST: Keola Antolin (Toledo);
Mike Thomas (UCLA)
2009 Off: Nick Foles (Stan)
Def: Devin Ross (OSU),
Cam Nelson (UCLA),
Earl Mitchell (USC)
ST: Alex Zendejas (ASU)
2010 Off: Nick Foles (Iowa)
ST: Travis Cobb (Iowa)
Def: Shaq Richardson (WSU)
Def: Paul Vassallo (UW)
Off: Matt Scott (UW)
ST: Jake Fischer (UCLA)
2011 ST: John Bonano (UCLA)
2012 Def: Jake Fischer (Toledo)
ST: John Bonano (OK State)
ST: Kyle Dugandzic (OSU)
ST: Richard Morrison (UW)
Def: Marquis Flowers (USC)
Off: Ka'Deem Carey (CU)
2013 Def: T. Bondurant (NAU)
ST: Jake Smith (UNLV)
Off: Ka'Deem Carey (UW)
Off: B.J. Denker (CU)
2014 Off: Cayleb Jones (California)
Def: Scooby Wright III (WSU)
Def: Scooby Wright III (UCLA)
ST: Casey Skowron (UW)
Off: Nick Wilson (Utah)
ST: Drew Riggleman (Utah)
Def: Scooby Wright III (ASU)
2015 ST: Casey Skowron (Utah)
2017 Off: Khalil Tate (Colorado)
Off: Khalil Tate (UCLA)
Off: Khalil Tate (California)
Def: Colin Schooler (California)
Off: Khalil Tate (Wash. State)
ST: Lucas Havrisik (WSU)
2018 Off: J.J. Taylor (Oregon State)
2019 ST: Lucas Havrisik (UW)
Fresh: Grant Gunnell (UCLA)
2021 DL: Kyon Barrs (Cal)
2022 Off: Jayden de Laura (SDSU)
DL: Jalen Harris (SDSU)
WAC Honors
WAC Scholar-Athlete
1968 Mike Moody
1969 Mike Moody
1978 Jon Abbott
First-Team All-WAC
1963 Floyd Hudlow, RB
1964 John Briscoe, C
Floyd Hudlow, RB
1966 Jim Greth, RB
Roger Myers, OT
Bill Nemeth, C
1967 Tom Nelson, DT
Bill Lueck, OG
1968 Ron Gardin, RB/WR
Frank Jenkins, DE
John Matischak, OT
Tom Nelson, DT
1970 Mark Arneson, LB
1971 Mark Arneson, LB
Jim Ventriglia, DT
Bob White, S
Jackie Wallace, CB
1972 Jim O'Connor, OT
Jim Arneson, OG
Marty Shuford, P
Bob Crum, DE
Ransom Terell, LB
Jackie Wallace, CB
Bob White, S
1973 Jim O'Connor, OT
Willie Hamilton, RB
Russell Williams, CB
Ransom Terrell, LB
Scott Piper, SE
1974 Brian Murray, OT
Jim Upchurch, FB
Theopolis "T" Bell, WR
Mike Dawson, DT

Mark Jacobs, LB
Dennis Anderson, S
1975 Theopolis Bell, WR/KR
Bruce Hill, QB
Brian Murray, OL
Mike Dawson, DL
Obra Erby, LB
Dennis Anderson, DB/P
1976 Keith Hartwig, WR
Bill Segal, OL
Lee Pistor, PK
1977 Jon Abbott, DL
Second-Team All-WAC
1963 Jerry Zeman, tackle
1964 Tom Malloy, guard
Ted Lawrence
1965 Brad Hubbard, back
Tom Malloy, guard
1966 Roger Calderwood, end
Joe Escalada, guard
Fritz Greenlee, end
1967 John Jones, tackle
Wally Scott, back
Olden Lee, LB
1968 Otis Comeaux, LB
Rex Macklin, tackle
Mike Moody, guard
Ted Sherwood, end
1969 Ron Gardin, back
Rex Macklin, tackle
Bill Miller, CB
Ted Sherwood, end
Kim Thompson, guard
1970 Justin Lanne, safety
Bill McKinley, end
1971 Bob Crum, end
Marty Shuford, punter
WAC Annual Awards
1975 Bruce Hill, back
Mike Dawson, lineman
1973 Jim Young, coach
Bruce Hill, rookie
1970 Bill McKinley, lineman
1968 Tom Nelson, lineman
1964 John Briscoe, lineman
WAC All-Academic
1963 Gene Dahlquist, QB
Don Kunitz, G
Gerald Zeman, T
1964 Bob Beal, G
Joe Escalada, G
Don Kunitz, C
1965 Joe Escalada, G
1966 Fritz Greenlee, WR
1967 Mike Moody, OT
Bill Nemeth, C
1968 Mike Moody, OG
Doug Schlueter, DB
1969 Bill Miller, DB
1970 John Black, DB
1971 Greg Boyd, DB
1972 Jim Arneson, OG
1973 Bill Adamson, MG
1974 Dan Howard, TB
Bill Adamson, DL
1975 Dan Howard, TE
Jon Abbott, DT
Doug Henderson, DB
1976 Jon Abbott, DT
Doug Henderson, DB
1977 Jon Abbott, MG
Jeff Whitton, DT
Doug Henderson, DB
All-Time Rocky Mountain-Southwest Team (Selected by WAC, 1969)
1st Henry Stanton, end
Tom Greenfield, center
2nd Jim Donarski G,
Fred Enke B
Border Conference
All-Border Conference (Official Team, all First Team)
1933 Jason Greer, end
Gene Filbrun, tackle
Ted Bland, QB
Swede Carlson, fb
1934 Bud Robinson, end
Earle Nolan, tackle
Ted Bland, QB

1935 Roy Wallace, end
Harry Clayton, tackle
Joe Mullen, guard
Charles Cochran, center
Ted Bland, QB
Ken Knox, back

1936 Ralph Warford, end
Earle Nolan, tackle
Claire Preninger, back
Harry Parker, end
George Rogers, tackle
Tom Greenfield, center
Bronko Smlanich, back

1937 Eddie Held, end
Jack Dungan, tackle
John Black, back

1940 Henry Stanton, end
Jack Irish, tackle
Bill Flake, guard
John Black, back
Henry Stanton, end
Jack Irish, tackle

1941 Stan Petropolis, guard
Jack Irish, tackle
Murl McCain, center
Bob Ruman, back

1946 Harry Warner, tackle
1947 Fred Enke, halfback
1948 Art Converse, center
1951 Bill Glazier, end
Jim Donarski, guard
Gil Gonzales, back

1952 Dick Christiansen, end
Bill Dean, tackle
Jim Donarski, guard
Kenny Cardella, back
Buddy Lewis, tackle
Kenny Cardella, back
Buddy Lewis, tackle
Ed Brown, guard
Paul Hatcher, center
Art Luppino, back
Bob Griffiths, guard
Paul Hartcher, center
Art Luppino, back
Joe Young, end
Ed Brown, guard

1959 Marshall Pieczentkowski, C
1960 Bobby Lee Thompson, back

Second-Team

All-Border Conference

Roy Conn, tackle 1940; Cal Snoddy, guard 1940; Bill Smetana, back 1941; Emil Banjavacic, back 1941; Murl McCain, center 1941; Hillard Crum, end, 1946; Virgil Marsh, guard 1946; Max Spilsbury, end, 1946; William Penn, back 1946; Harry Varner, tackle 1947; Fred Kenz, guard 1947; Charles Hall, fullback, 1947-48; Bob Larsen, end, 1948; Jim Donarski, guard 1950; Eddie Wolgast, back 1950; Buddy Lewis, tackle 1952; Glenn Bowers, center 1953; Don Beasley, fullback 1953; Paul Hatcher, center 1956; Eddie Wilson, quarterback 1960; Joe Hernandez, back 1960; Tony Matz, tackle 1960.

All-Star Games

(Listed by player's senior year)

East-West Shrine Game

1939 Walt Nielsen, B
1941 Henry Stanton, E
1956 Paul Hatcher, C
1964 Floyd Hudlow, B
1969 Ron Gardin, B
1971 Mark Arneson, LB
1972 Bob Crum, E
Jackie Wallace, CB
1974 Jim Upchurch, B
1975 Dennis Anderson, S
Mike Dawson, D
1981 Dave Liggins, S
Hubie Oliver, FB
Bill Nettling, TE
1983 Jeff Kiewel, G
Alfred Gross, S
1984 Larry Smith, head coach
Brad Anderson, WR
Tom Tunncliffe, QB
1985 Vance Johnson, RB
1986 Max Zendejas, PK
1988 Joe Tofflemire, C

1990 John Nies, P/PK
1991 John Fina, OT
1993 Ty Parten, DT
1995 Tony Bouie, S
Sean Harris, LB
Ontiwaun Carter, RB
Dick Tomey, coach
1996 Tedy Bruschi, DE
Chuck Osborne, DT
Brandon Sanders, S
1997 Joe Salave'a, DT
1998 Joe Salave'a, DT
1999 Edwin Multitalo, OT
Chris McAlister, CB-dnp
2000 Keith Smith, QB
2001 Bruce Wiggins, C
Joe Tafoya, DE
2003 Jason Johnson, QB
Makoa Freitas, OT
Lance Briggs, LB-dnp
Bobby Wade, WR-dnp
2004 Steve Fleming, TE
2005 Darrell Brooks, S
Gilbert Harris, RB
Michael Johnson, S
2006 Spencer Larsen, LB
2007 Lionel Dotson, DL
2008 Mike Thomas, WR
2009 Earl Mitchell, DT
Devin Ross, CB
2010 Adam Grant, OT
Ricky Elmore-DE
Trevin Wade, CB
2011 Dan Buckner, WR
2012 Matt Scott, QB
2015 Lene Maiava, OL
2017 Jacob Alsadek, OL
Dane Cruikshank, DB
2018 Shawn Poindexter, WR
2019 Jace Whittaker, CB
2021 Stanley Berryhill III, WR
2022 Christian Young, DB

Hula Bowl Game

1967 Woody King, B
1971 Bill McKinley, E
1973 Bob Crum, DE
1974 Ransom Terrell, LB
1975 Jim Upchurch, RB
1976 Brian Murray, DT
1977 Obra Erby, LB
Keith Hartwig, WR
Ron Beyer, TE
1979 Cleveland Crosby, DT
1980 Mike Robinson, DT
1981 Ricky Hunley, LB
1984 Charlie Dickey, OT
1985 LaMonte Hunley, LB
1986 Allan Durden, S (dnp)
1987 David Adams, RB
Jon Horton, WR
Stan Mataele, DT
Byron Evans, LB
1988 Chuck Cecil, S
1989 Derek Hill, WR
1990 Chris Singleton, LB
Anthony Smith, DT (dnp)
1991 Darryll Lewis, CB
Jeff Hammerschmidt, S
Reggie Johnson, DT
Dick Tomey, coach
1992 John Fina, OT (dnp)
Dick Tomey, coach
1993 Ty Parten, DT
1995 Warner Smith, G
Tony Bouie, FS
Jim Hoffman, DT
Brandon Sanders, S (inj)
1996 Joe Salave'a, DT
1997 Van Tuinei, DE
1998 Joe Salave'a, DT
Jose Portilla, OT
Rashee Johnson, CB
1999 Chris McAlister, CB
Kelvin Eafon, RB
Mike Lucky, TE
Jeremy McDaniel, WR
2000 Marcus Bell, LB
Manuia Savea, OT
Greg Payne, S
Trung Canidate, RB
2001 Makai Freitas, OT
2002 Jermaine Chatman, CB
2003 Jason Johnson, QB
2004 Joe Siofele, LB
Michael Jolivet, CB

2006 Syndric Steptoe, WR
2007 Wilrey Fontenot, CB
Louis Holmes, DL
Dominic Patrick, DB
Jalen Harris, DL

2022

Senior Bowl Game

1956 Art Luppino, B
1962 Eddie Wilson, QB
1964 Floyd Hudlow, B
1966 Jim Greth, B
1971 Mark Arneson, LB
Charlie McKee, FL
1972 Jackie Wallace, CB
1973 Marty Shuford, FB
1975 Theopolis "T" Bell, WR
Mike Dawson, DT
1981 Mike Robinson, DT
Dave Liggins, S
Tony Neely, DB
1983 Randy Robbins, CB
1984 Vance Johnson, RB
1985 Byron Evans, LB
1987 Chuck Cecil, S (dnp)
1989 Derek Hill, WR
Brad Henke, DT
1990 Chris Singleton, LB (dnp)
Doug Pfaff, PK
Anthony Smith, DT
1993 Josh Miller, P
Keshon Johnson, CB
1994 Rob Waldrop, DT
Rod Lewis, TE
1995 Claudius Wright, CB
1996 Lance Briggs, LB
2003 Bobby Wade, WR
2005 Mike Bell, RB
2006 Nick Folk, K
2007 Antoine Cason, CB (dnp)
2008 Mike Thomas, WR
2010 Brooks Reed, DE
2011 Nick Foles, QB
Juron Criner, WR

Blue-Gray Game

1966 Jim Greth, B
1977 Keith Hartwig, WR
1980 Marcellus Greene, CB
1982 Glenn McCormick, C
1983 Larry Smith, head coach
Tom Tunncliffe, QB
Brad Anderson, WR
Marsharne Graves, OT
John Kaiser, LB
Ricky Hunley, LB (dnp)
1984 David Wood, DT
1987 Jeff Fairholm, WR
Boomer Gibson, LB
1988 Brad Henke, DT
1992 Richard Holt, CB
1997 Frank Middleton, G
Armon Williams, LB
2000 DaShon Polk, LB
2001 Kevin Barry, G

Eastham Energy All-Star Game

2010 Nic Grigsby, RB
Jermaine Chatman, CB

Casino Del Sol College All-Star

2011 Gino Crump WR
Paul Vassallo, LB
Derek Earls, LB
Robert Golden, CB
Mohammed Usman, DE
David Hill, HB
C.J. Parish, DE
2012 Kyle Quinn, C
Taimi Tutogi, RB

NFLPA Collegiate Bowl

2015 Reggie Gilbert, DL
Will Parks, S
2017 Gerhard de Beer, OL
2018 Shun Brown, WR
Layth Friekh, OL
Demetrius Flannigan-Fowles, S

All-American Classic

2005 Copeland Bryan, DE
Vince Feula (BYU), DT

Paradise Bowl

2001 Zaharius Johnson, S
Austin Uku, DE

2002 Johnny Jackson, DE
Shelton Ross, LB
Brandon Marshall, WR
Brandon Nash, S
James Hugo, TE
Ray Wells, LB
David Hinton, CB

Florida All-Star Gridiron Classic

1999 Mike Lucky, TE
2001 Marques McFadden, OL
Ortege Jenkins, QB
2002 Young Thompson, DT
Makoa Freitas, OT

North-South Game

1961 Eddie Wilson, QB
1969 Bill Miller, CB
1970 Bill McKinley, E
1972 Bob McCall, B

All-American Game (Wash., D.C.)

1962 Bobby Thompson, B
Joe Hernandez, B

U.S. Bowl

1962 Joe Hernandez, B
Bobby Thompson, B

Lion American Bowl Game

1969 Ron Gardin, B
1975 Bruce Hill, QB

College All-Star Game (Chicago)

1939 Bronko Smlanich, B
1944 Bob Ruman, B
1968 Bill Lueck, G
1971 Mark Arneson, LB
1972 Jackie Wallace, CB
1975 Mike Dawson, DT

Coaches All-America

1965 Floyd Hudlow, RB
1969 Ron Gardin, RB
1975 Theopolis "T" Bell, WR

All-American Bowl (Tucson)

1960 Warren Livingston, RB
Tony Matz, T
1961 Bob Garis, C
Joe Hernandez, RB
Eddie Wilson, QB
Bobby Thompson, RB
1962 Vern Alexander, T

Copper Bowl (Tucson)

1959 Willie Peete, E
Jim Geist, QB
1960 Jack Gillespie, B
Ted Urness, G

Japan All-Star

1975 Brian Murray, DT
1977 Obra Erby, LB (Co-MVP)
Keith Hartwig, WR
1980 Cleveland Crosby, DT
Larry Heater, RB
1983 Jeff Kiewel, OT
Larry Smith, coach
1984 Ricky Hunley, LB
1985 LaMonte Hunley, LB
1986 Allan Durden, S
1988 Boomer Gibson, LB
Kevin McKinney, G
1989 Dana Wells, NG
1990 Dick Tomey, coach
John Nies, PK
Glenn Parker, OT
1991 Jeff Hammerschmidt, S
1993 Richard Maddox, OLB

Seattle Challenge Bowl

1978 Ron Beyer, TE
Neil Orr, G

Christian Bowl (Murfreesboro, TN)

1955 Ev Nicholson, G
John Mellekas, T
Skip Corley Sr., QB
Ed McCluskey, FB

Salad Bowl (Phoenix)

(Border vs. Skyline Conference)

- 1954 Buddy Lewis, T
Nick Kondora, T
Al Webre, G
John Vagoni, G
Fred Schuh, QB
Tommy Grimes, B
Bobby Fry, B
- 1955 Max Burnett, B (MVP)
Ed McCluskey, FB
John Mellekas, T
Ev Nicholson, G

Sports Illustrated All-Bowl

- 1998 Chris McAlister, CB

Little All-America

- 1935 Ted Bland, QB (1st, CE)
1937 Walter Nielsen, FB (1st, CE)
1938 Tom Greenfield, C (1st, CE)
1941 Henry Stanton, E (1st, AP)
1942 Jim Negri, HB (3rd, AP)
Bob Ruman, HB (3rd, AP)

NFL Draft History

Year	Name	Team	Rd	Pick	Overall
2021	Roy Lopez, DL	Houston	6	11	195
	Gary Brightwell, RB	New York Giants	6	12	196
2019	P.J. Johnson, DL	Detroit	7	15	229
2018	Dane Cruikshank, DB	Tennessee	5	15	152
2016	Will Parks, S	Denver	6	44	219
	Scooby Wright, LB	Cleveland	7	29	250
2014	Ka'Deem Carey, RB	Chicago	4	17	117
	Shaquille Richardson, CB	Pittsburgh	5	17	157
	Marquis Flowers, LB	Cincinnati	6	36	212
2012	Nick Foles, QB	Philadelphia	3	25	88
	Juron Criner, WR	Oakland	5	33	168
	Trevin Wade, CB	Cleveland	7	38	245
2011	Brooks Reed, DE	Houston	2	10	42
	Ricky Elmore, DE	Green Bay	6	32	197
	D'Aundre Reed, DE	Minnesota	7	12	215
2010	Rob Gronkowski, TE	New England	2	10	42
	Earl Mitchell, DT	Houston	3	17	81
2009	Eben Britton, OT	Jacksonville	2	7	39
	Mike Thomas, WR	Jacksonville	4	7	107
2008	Antoine Cason, CB	San Diego	1	27	27
	Spencer Larsen	Denver	6	17	183
	Wilrey Fontenot, CB	Atlanta	7	5	212
	Lionel Dotson, DE	Miami	7	38	245
2007	Chris Henry, RB	Tennessee	2	18	50
	Nick Folk, K	Dallas	6	4	178
	Michael Johnson, S	New York Giants	7	14	224
	Syndric Steptoe, WR	Cleveland	7	24	234
2006	Kili Lefotu, OL	Washington	7	22	230
2003	Lance Briggs, LB	Chicago	3	4	68
	Bobby Wade, WR	Chicago	5	4	139
	Makoa Freitas, OL	Indianapolis	6	35	208
2001	Brandon Manumaleuna, TE	St. Louis	4	34	129
	Joe Tafoya, DE	Tampa Bay	7	34	234
2000	Trung Canidate, RB	St. Louis	1	31	31
	Dennis Northcutt, WR	Cleveland	2	1	32
	Marcus Bell, LB	Seattle	4	22	116
	Manuia Savea, OL	Cleveland	7	1	207
	DaShon Polk, LB	Buffalo	7	45	251
1999	Chris McAlister, CB	Baltimore	1	10	10
	Edwin Mulitalo, OL	Baltimore	4	34	129
	Yusuf Scott, OL	Arizona	5	35	168
	Mike Lucky, TE	Dallas	7	23	229
1998	Joe Salave'a, DT	Houston	4	15	107
	Jimmy Sprotte, LB	Houston	7	16	205
	Chester Burnett, LB	Minnesota	7	19	208
1997	Frank Middleton, OL	Tampa Bay	3	3	63
	Armon Williams, DB	Houston	7	15	216
1996	Tedy Bruschi, LB	New England	3	25	86
	Chuck Osborne, DT	St. Louis	7	13	222
1995	Steve McLaughlin, K	St. Louis	3	18	82
	Sean Harris, LB	Chicago	3	19	83
	Mike Scurlock, DB	St. Louis	5	6	140
	Hicham El-Mashtoub, C	Houston	6	3	174
1994	Chuck Levy, RB	Arizona	2	9	38
	Rob Waldrop, DT	Kansas City	5	25	156
	Roderick Lewis, TE	Houston	5	26	157
	Brant Broyer, LB	Miami	6	16	177
1993	Ty Parten, DT	Cincinnati	3	7	63
	Richard Griffith, TE	New England	5	26	138
	Darryl Morrison, DB	Washington	6	15	155
	Keshon Johnson, CB	Chicago	7	5	173
1992	John Fina, OL	Buffalo	1	27	27
	Michael Bates, WR	Seattle	6	10	150
1991	Darryl Lewis, DB	Houston	2	11	38
	Zeno Alexander, LB	Detroit	12	12	318
1990	Chris Singleton, LB	New England	1	8	8
	Anthony Smith, DL	Oakland	1	11	11
	Glenn Parker, OL	Buffalo	3	16	69
	John Nies, P	Buffalo	6	17	154
	Donnie Salum, LB	Atlanta	10	2	250
1989	Joe Tofflemire, C	Seattle	2	16	44
	Derek Hill, WR	Pittsburgh	3	5	61
	Brad Henke, DL	New York Giants	4	21	105
	Rob Woods, OL	Cincinnati	4	27	111
	Dana Wells, DL	Cincinnati	11	27	306
1988	Chuck Cecil, DB	Green Bay	4	7	89
	George Hinkle, DT	San Diego	11	16	293
1987	Byron Evans, LB	Philadelphia	4	9	93
	Ruben Rodriguez, P	Seattle	5	19	131
	Danny Lockett, LB	Detroit	6	8	148
	Stan Mataele, DT	Tampa Bay	8	2	197
	Alfred Jenkins, TE	Washington	9	25	248
	Chris McLemore, RB	Oakland	11	9	288
	David Adams, RB	Indianapolis	12	2	309
1986	Max Zendejas, K	Dallas	4	18	100
	Allan Durden, DB	Detroit	12	12	317
1985	Vance Johnson, WR	Denver	2	3	31
	Joe Drake, DT	Philadelphia	9	9	233
	John Conner, QB	Seattle	10	25	277
	David Wood, DL	San Francisco	11	28	308

Year	Name	Team	Rd	Pick	Overall
1984	Ricky Hunley, LB	Cincinnati	1	7	7
	Randy Robbins, DB	Denver	4	5	89
	John Kaiser, LB	Seattle	6	22	162
	Brad Anderson, WR	Chicago	8	16	212
	Chris Brewer, RB	Denver	9	21	245
	Byron Nelson, OL	New Orleans	12	16	324
1983	Chris Schultz, OL	Dallas	7	21	189
	Mark Keel, TE	New England	9	16	240
	Al Gross, DB	Dallas	9	22	246
1982	Bob Carter, WR	Kansas City	11	18	297
	Frank Kalil, OL	Buffalo	11	19	298
	Gary Gibson, LB	San Francisco	11	27	306
1981	Robert Cobb, DE	St. Louis	3	10	66
	Mike Robinson, DE	Cleveland	4	9	92
	Hubert Oliver, RB	Philadelphia	10	27	275
	Marcellus Greene, DB	St. Louis	11	20	296
1980	Cleveland Crosby, DE	Cleveland	2	26	54
	Mark Streeter, DB	Detroit	5	1	111
	Larry Heater, RB	Kansas City	6	26	164
1977	Charles Nash, WR	Cleveland	11	17	296
	Keith Hartwig, WR	Minnesota	11	27	306
1976	Mike Dawson, DT	Arizona	1	22	22
	Theo Bell, WR	Pittsburgh	4	28	120
	Scott Piper, WR	Buffalo	6	15	171
	Brian Murray, OL	Cleveland	13	7	354
	Dennis Anderson, P	Kansas City	16	14	445
1975	Mitch Hoopes, P	Dallas	8	18	200
	Russell Williams, DB	Denver	9	17	225
	Vince Phason, DB	San Diego	11	7	267
	Jim Upchurch, RB	New Orleans	13	7	319
	Willie Hamilton, RB	Dallas	15	18	382
1974	Ransom Terrell, LB	Cleveland	15	16	380
1973	Jackie Wallace, DB	Minnesota	2	8	34
	Bob Crum, DE	Cleveland	3	15	67
	Bob McCall, RB	Cincinnati	5	17	121
	Marty Shuford, RB	New Orleans	6	4	134
	Bob White, DB	Pittsburgh	11	24	284
	Jim Arneson, OL	Dallas	12	21	307
	Greg Boyd, RB	Miami	14	26	364
1972	Mark Arneson, LB	Arizona	2	6	32
	Charles McKee, WR	Dallas	2	26	52
	Larry McKee, OL	Cleveland	9	18	226
	Brian Linstrom, QB	Buffalo	16	1	391
1971	Bill McKinley, DE	Buffalo	6	15	145
	John Eggold, DE	New York Jets	13	6	318
	Willie Lewis, RB	Chicago	14	9	347
	Doug Klausen, OL	Arizona	14	17	355
1970	Ricky Stevenson, DB	Cleveland	4	21	99
	Ron Gardin, DB	Indianapolis	6	18	148
	Gary Klahr, LB	New Orleans	11	10	270
1969	Joe Aluise, RB	Chicago	9	14	222
1968	Bill Lueck, OG	Green Bay	1	26	26
	Paul Robinson, RB	Cincinnati	3	27	82
	Wally Scott, DB	Cincinnati	11	1	274
	Ed Caruthers, DB	Detroit	12	10	310
	Bill Nemeth, C	Miami	17	7	442
1966	Darrell Hoover, RB	St. Louis	11	2	157
1965	Floyd Hudlow, RB	Philadelphia	9	7	119
	John Fouse, TE	Philadelphia	13	7	175
1964	John Briscoe, LB	Cleveland	9	11	123
1962	Joe Hernandez, RB	Washington	2	1	15
	Eddie Wilson, QB	Detroit	2	10	24
	Bobby Thompson, RB	Detroit	3	10	38
1961	Walt Mince, B	St. Louis	12	4	158
1958	Jack Davis, OL	Washington	15	5	174
	Ed Brown, OL	Cleveland	19	11	228
1957	Art Luppino, B	Washington	30	7	356
1956	John Mellekas, OL	Chicago	4	10	47
	Max Burnett, B	Green Bay	12	7	140
	Pete Arrigoni, B	San Francisco	19	2	219
1955	Ernie Lewis, OL	Philadelphia	22	9	262
1953	Dick Christiansen, E	New York Giants	20	9	238
1952	Bill Glazier, E	San Francisco	23	8	273
1951	Eddie Wolgast, B	Detroit	18	7	214
1950	John Smith, E	St. Louis	19	11	246
	Charley Hall, B	San Francisco	28	9	361
1949	Johnny Smith, E	St. Louis	9	6	87
	Harry Varner, B	Washington	12	7	118
1948	Fred Enke, B	Detroit	7	2	47
	Art Pollard, B	Washington	16	3	138
	Don Corbett, OL	Washington	28	3	258
	Hilliard (Junior) Crum, DE	St. Louis	30	5	280
1946	Boyd Morse, E	Green Bay	18	6	166
1943	Jack Irish, OL	Detroit	9	1	71
	Bob Coutchie, E	Brooklyn	21	4	194
	Bob Ruman, B	Pittsburgh	32	2	297
1942	Henry Stanton, E	Brooklyn	6	7	47
	Emil Banjavic, B	Detroit	9	5	75
1941	Roy Conn, OL	Washington	13	10	120
	Johnny Black, B	New York Giants	15	6	136
	Jack Dungan, OL	New York Giants	21	1	191
1939	Walt Neilson, B	New York Giants	1	10	10
	Tom Greenfield, OL	Green Bay	15	9	139

Arizona in the Pros

Arizona first-round selections and draft order:

Year	Pick #	Player, position, team
1939	(10)	Walter Ring Nielsen, running back, New York Giants
1968	(26)	Bill Lueck, guard, Green Bay Packers
1976	(16)	Mike Dawson, defensive tackle, St. Louis Cardinals
1984	(7)	Ricky Hunley, linebacker, Cincinnati Bengals
1990	(8)	Chris Singleton, linebacker, New England Patriots
1990	(11)	Anthony Smith, defensive tackle, Oakland Raiders
1991	(27)	John Fina, offensive tackle, Buffalo Bills
1999	(10)	Chris McAlister, cornerback, Baltimore Ravens
2000	(31)	Trung Canidate, tailback, St. Louis Rams
2008	(27)	Antoine Cason, cornerback, San Diego Chargers

Super Bowl Wildcats

Former UA players have 49 overall player appearances in the NFL Championship tilt. Three former Wildcats played in Super Bowl LII at Minneapolis, Minn., where quarterback Nick Foles earned MVP honors in leading Philadelphia to the championship. The trio of Super Bowl Cats in 2018 matched the UA's high for a single Super Bowl, first set at Super Bowl XLII in 2008 in Glendale, Ariz. Retired linebacker Tedy Bruschi and offensive lineman Glenn Parker lead all UA players with five Super Bowls – all of Bruschi's with the New England Patriots and Parker in four with the Buffalo Bills and one with the New York Giants. Bruschi, the NCAA career sack leader when he left college, has the best Super Bowl jewelry collection with three Championship rings as the starting middle linebacker for the Patriots in the 2000s. In 2008, starting linebacker Antonio Pierce and backup DB Michael Johnson took home championship rings for the New York Giants over Bruschi's Pats. Current Patriots tight end Rob Gronkowski has appeared in four super bowls in the last six seasons.

UA Super Bowl Players

Rob Gronkowski, TE	6 (2012, 2015, 2017-19; New England; 2021: Tampa Bay)
Glenn Parker, OL	5 (1991-94, 2001; Buffalo and New York Giants)
Tedy Bruschi, LB	5 (1997, 2002, 2004-05, 2008; New England)
Vance Johnson, WR	3 (1987-88, 1990; Denver)
Randy Robbins, S	3 (1987-88, 1990; Denver)
John Fina, OL	2 (1993, 1994; Buffalo)
Ricky Hunley, LB	2 (1987-88; Broncos)
Mike Freeman, C	2 (1987-88; Broncos)
Theopolis Bell, WR	2 (1979-80; Steelers)
Jackie Wallace, CB	2 (1975, 1980; Minnesota, St. Louis)
Earl Mitchell, DL	2020, San Francisco
Nick Foles, QB	2018, Philadelphia (MVP)
Marquis Flowers, LB	2018, New England
Brooks Reed, DE	2017, Atlanta
Mike Bell, RB	2010, New Orleans
Michael Johnson, DB	2008, New York Giants
Antonio Pierce, LB	2008, New York Giants
Lance Briggs, LB	2007, Chicago
Joe Tafoya, DE	2006, Seattle
Josh Miller, P	2005, New England
Frank Middleton, OL	2003, Oakland
Trung Canidate, RB	2002, St. Louis
Brandon Manumaleuna, TE	2002, St. Louis
Edwin Mulitalo, OL	2001, Baltimore
Chris McAlister, CB	2001, Baltimore
Joe Salave'a, DT	2000, Tennessee
Jose Portilla, OL	1999, Atlanta
Brad Henke, DT	1990, Denver
Mitch Hoopes, P	1976, Dallas
Ron Gardin, WR	1971, Indianapolis

Wildcats in the Pro Bowl

Nine former Wildcats have played in the NFL's Pro Bowl, for 21 total all-star honors. Former Chicago Bears' linebacker Lance Briggs (7), current New England Patriots tight end Rob Gronkowski (5) and former Carolina Panthers' return man Michael Bates (5) lead UA stars in appearances.

1992	Chuck Cecil, safety, Green Bay
1995	Darryll Lewis, cornerback, Houston
1996-2000	Michael Bates, kick return, Carolina Panthers
2003-04	Chris McAlister, cornerback, Baltimore
2004	Tedy Bruschi, linebacker, New England
2006	Lance Briggs, linebacker, Chicago
2007	Chris McAlister, cornerback, Baltimore
	Antonio Pierce, linebacker, Washington
	Lance Briggs, linebacker, Chicago (dnp)
2008	Nick Folk, kicker, Dallas
	Lance Briggs, linebacker, Chicago (dnp)
	Lance Briggs, linebacker, Chicago
2009	Lance Briggs, linebacker, Chicago
2010	Lance Briggs, linebacker, Chicago
2011	Lance Briggs, linebacker, Chicago (dnp)
	Rob Gronkowski, tight end
2012	Lance Briggs, linebacker, Chicago (dnp);
	Rob Gronkowski, tight end, New England
2013	Nick Foles, quarterback, Philadelphia (offensive MVP)
2014	Rob Gronkowski, tight end
2015	Rob Gronkowski, tight end, New England (dnp)
2017	Rob Gronkowski, tight end, New England

NFL Playing History

Note: Players must be on regular-season active roster, taken in the most recent draft, signed for current year tryouts, otherwise affiliated as noted, to be listed.

Name (Alphabetical), position, team	Rnd.
David Adams, RB, Dallas (1987)	12
Brad Anderson, WR, Chicago (1984-85)	8
Jim Arneson, OL, Dallas (1973-74), Washington (1975)	12
Mark Arneson, LB, St. Louis, (1972-80)	2
Emil Banjavcic, back, Detroit (1942)	9
Rod Barksdale, WR, Dallas (1987)	
Kevin Barry, OL, Green Bay (2002-05; 2006 IR), Houston (IR, 2007)	
Michael Bates, RB, Seattle (1993-94), Cleveland (1995), Carolina (1996-2000,02), Washington (2001), Dallas/NYJ (2003)	6
Danny Baugher, P, New England Patriots (2006 PS; NFL 2007)	
Colin Baxter, New York Jets (2011), San Diego (2011)	
Jerry Beasley, LB, British Columbia (1990-91)	
Marcus Bell, LB, Seattle (2000-02), Houston (2004)	4
Mike Bell, RB, Denver (2006-07), New Orleans (2008-09), Philadelphia (2010)	
Theopolis "T" Bell, flanker, Pittsburgh (1976-80), Tampa Bay (1981-85)	4
Steve Boadway, LB, Detroit (1987)	
Tony Bouie, DB, Tampa Bay (1995-98)	
Greg Boyd, DB, New England (1973), New Orleans (1974)	14
Brant Boyer, LB, Miami (1994), Jacksonville (1995-00), Cleveland (2001-04)	6
Lance Briggs, LB, Chicago (2003-14)	3
Eben Britton, OT, Jacksonville (2009-12), Chicago (2013-14)	2
Tedy Bruschi, LB, New England (1996-2008)	3
Chester Burnett, LB, Washington (1998), Jacksonville (1999), Cleveland (2000)	7
Chris Brewer, RB, Denver (1984), Chicago (1987)	9
Copeland Bryan, DE, Chicago (2006 PS), Buffalo (2007-08), Detroit (2009)	
Trung Canidate, RB, St. Louis (2000-02), Washington (2003-04)	1 (31)
Ka'Deem Carey, RB, Chicago, (2014-16)	4
Ontiwaun Carter, RB, Calgary (1994-96)	
Antoine Cason, CB, San Diego (2008-12), Arizona (2013), Carolina & Baltimore (2014)	1 (27)
Chuck Cecil, S, Green Bay (1988-92), Phoenix (1993), Houston (1995)	4
Jermaine Chatman, CB, Denver (2004)	
Bob Cobb, DE, Los Angeles (1981), Tampa Bay (1982)	3
Don Corbitt, C, Washington (1948)	
Juron Criner, WR, Oakland (2012-13)	5
Larry Croom, RB, Arizona (2004)	
Dane Cruikshank, CB, Tennessee (2018-current)	
Bob Crum, DE, St. Louis (1974)	3
Jack Davis, G, Denver (1960)	
Mike Dawson, DT, St. Louis (1976-82), Detroit (1983), Kansas City (1984)	1 (16)
Bill Demory, QB, N.Y. Jets (1973-74)	
Charlie Dickey, OL, Pittsburgh (1987)	
Curt DiGiacomo, G, San Diego (1986), Kansas City (1988)	
Lionel Dotson, DL, Miami (2008-10) Buffalo (2011)	7
David Douglas, WR, New York Giants/Tampa Bay (2012)	
Joe Drake, DT, Philadelphia (1985), San Francisco (1987)	
Biren Ealy, WR, Tennessee (2007 developmental)	
Hicham El-Mashtoub, C, Houston (1995-96), Tennessee (1997)	6
Ricky Elmore, DE, Green Bay (2011 draft); San Francisco (2012)	6
Fred W. Enke, QB, Detroit (1948-51), Philadelphia (1952), Baltimore (1953-54)	7
Byron Evans, LB, Philadelphia (1987-94)	4
John Fina, OT, Buffalo (1992-2001), Arizona (2002-04)	1 (27)
Demetrius Flannigan-Fowles, DB, San Francisco (2020)	
Marquis Flowers, LB, Cincinnati (2014-16), New England (2017), Detroit (2018)	6
Nick Foles, QB, Philadelphia (2012-14, 17-18), St. Louis (2015), Kansas City (2016), Jacksonville (2019), Chicago (2020-current)	3
Nick Folk, K, Dallas Cowboys (2007-09), NY Jets (2010-16), Tampa Bay (2017)	7
New England (2019-current)	
Mike Freeman, OL, Denver (1984, 86-87), Los Angeles Raiders (1988)	
Phil Freeman, WR, Tampa Bay (1985-87)	
Makai Freitas, OT, Rhein-NFLE (2001)	
Makoa Freitas, OL, Indianapolis (2003-04)	6
Ron Gardin, back, Baltimore (1970-71), New England (1971)	6
Frank Garcia, P, Seattle (1981), Tampa Bay (1983-87)	
Gary Gibson, LB, Boston Breakers (1983)	11
Reggie Gilbert, LB, Green Bay Packers (2017-18), Tennessee (2019)	
Robert Golden, DB, Pittsburgh (2012-)	
Steven Grace, C, Arizona (2002), NFL-E Rhein (2003)	
Adam Grant, tackle, Denver (2011 practice)	
Marsharne Graves, OL, Denver (1984), Indianapolis (1987)	
Marcellus Greene, DB, Minnesota (1984)	11
Tom Greenfield, C, Green Bay (1939-41)	15
Fritz Greenlee, WR, San Francisco (1969)	
Daniel Greer, DT, Rhein-NFLE (2000-01)	
Richard Griffith, TE, New England (1993), Jacksonville (1995-00)	5
Chris Gronkowski, FB, Dallas (2010), Indianapolis (2011)	
Rob Gronkowski, tight end, New England (2010-18), Tampa Bay (2020-current)	2
Al Gross, S, Cleveland (1983-87)	9
Gilbert Harris, RB, Kansas City (2007)	
Rickie Harris, back, Washington (1965-70), New England (1971-72)	
Sean Harris, LB, Chicago (1995-2000), Indianapolis (2001)	3
Keith Hartwig, WR, Green Bay (1977)	11
Larry Heater, RB, N.Y. Giants (1980-83)	5

Brad Henke, DL, Denver (1989)	4
Chris Henry, RB, Tennessee Titans (2007-09), Houston (2009)	2
Joe Hernandez, back, Washington (1964)	2
Derek Hill, WR, Pittsburgh (1989-90), Phoenix (1991)	3
George Hinkle, DL, San Diego (1988-91), Washington/Minnesota (1992), Cincinnati (1993)	11
Harry Holt, tight end, Cleveland (1983-86), San Diego (1987)	
Mitch Hoopes, P, Dallas (1975), San Diego (1976), Houston (1976-77), Detroit (1977)	8
Jon Horton, WR, London-NFLE (1991)	
Brad Hubbert, back, San Diego (1967-70)	
Floyd Hudlow, end, Buffalo (1965), Atlanta (1967-68)	9
LaMonte Hunley, LB, Indianapolis (1985-86)	
Ricky Hunley, LB, Denver (1984-87), Phoenix (1988), Los Angeles (1989-90)	1 (7)
Chris Jennings, RB, Cleveland (2009)	
Keshon Johnson, CB, Chicago (1993, 95), Green Bay (1994, 1997)	7
Michael Johnson, S, New York Giants (2007-10)	7
Vance Johnson, WR, Denver (1985-93, 1995)	2
John Kaiser, LB, Seattle (1984-86), Buffalo (1987)	6
Abe "Sonny" Karnofsky, back, Philadelphia (1945), Boston (1946)	
Mark Keel, tight end, New England (1986), Seattle/Kansas City (1987)	9
Jeff Kiewel, OG, Atlanta (1985-87)	
Spencer Larsen, LB/fullback, Denver (2008-11), New England (2012), Tampa Bay (2013)	6
Chuck Levy, RB, Arizona (1994), San Francisco (1997-98)	2
Darryll Lewis, CB, Houston/Tennessee (1991-98), San Diego (1999-2000)	3
Roderick Lewis, tight end, Tennessee (1994-97)	5
Warren Livingston, DB, Dallas (1961-66)	
Danny Lockett, LB, Detroit (1987-88), London-NFLE (1991-92)	6
Mike Lucky, tight end, Dallas (1999-2002)	7
Bill Lueck, G, Green Bay (1968-74), Philadelphia (1975)	1 (26)
Brandon Manumaleuna, tight end, St. Louis (2001-05), San Diego (2006-09), Chicago (2010)	4
Stan Mataele, nose G, Green Bay (1987)	8
Chris McAlister, CB, Baltimore (1999-2008), New Orleans (2009)	1 (10)
Bob McCall, back, New England (1973)	5
Jeremy McDaniel, WR, Buffalo (1999-2001)	
Bill McKinley, DE/LB, Buffalo (1971)	6
Marques McFadden, tackle, Atlanta (2001), Amsterdam-NFLE/Dallas (2002)	
Steve McLaughlin, PK, St. Louis (1995)	3
Chris McLemore, RB, Indianapolis (1987), L.A. (1987-88)	11
John Mellekas, OT, Chicago (1956-61), San Francisco (1962), Philadelphia (1963)	4
Frank Middleton, OG, Tampa Bay (1997-2000), Oakland (2001-04)	3
Josh Miller, P, Pittsburgh (1996-03), New England (2003-06), Tennessee (2007)	
Earl Mitchell, DT, Houston (2010-13), Miami (2014-16), San Francisco (2017-)	3
Darryl Morrison, S, Washington (1993-96)	6
Edwin Mulitalo, OT, Baltimore (1999-2006), Detroit (2007-08)	4
Lee Mulleaneaux, back, New York Giants (1932)	
Nate Ness, S, Miami (2009-10), Seattle (2010), St. Louis (2011)	
Walter Nielsen, back, N.Y. Giants (1940)	1 (10)
John Nies, P, Buffalo (1990), Sacramento (1991)	6
Earle Nolan, tackle, Chicago (1937-38)	
Dennis Northcutt, Cleveland (2000-06), Jacksonville (2007-08), Detroit (2009)	2
Jim Oldham, end, Racine (1926)	
Hubert Oliver, fullback, Philadelphia (1981-85), Baltimore/Houston (1986)	10
Fendi Onobun, TE, St. Louis (2010); Seattle/Washington/Jacksonville (2011), Buffalo (2011), Chicago (2013) (UA bkb)	6
Chuck Osborne, DT, St. Louis (1996), Oakland (1998-99), New England (2000)	7
Glenn Parker, OT, Buffalo (1990-96), Kansas City (1997-99), New York Giants (2000-01)	3
Will Parks, S, Denver (2016-19), Philadelphia (2020-current)	6
Ty Parten, DT, Cincinnati (1993-95), Kansas City (1997-00)	3
Antonio Pierce, LB, Washington (2001-04), New York Giants (2005-09)	
Scott Piper, WR, Buffalo (1976)	6
Jose Portilla, OT, Atlanta (1998-99)	
DaShon Polk, LB, Buffalo Bills (2000-03), Houston (2004-06)	7
Brooks Reed, DE, Houston (2011-14), Atlanta (2015-18) Arizona Cardinals (2019) Tennessee (2020)	2
D'Aundre Reed, DE, Minnesota (2011-12), San Francisco/Jacksonville (2013)	7
Shaquille Richardson, CB, Pittsburgh (2014)	5
Randy Robbins, DB, Denver (1984-92)	4
Mike Robinson, DT, Cleveland (1981-82)	4
Paul Robinson, back, Cincinnati (1968-72), Houston (1972-73)	3
Ruben Rodriguez, P, Seattle (1987-89), New York Giants (1992)	5
Martin Rudolph, DB, Denver (1987)	
Joe Salave'a, DT, Tennessee (1998-2002), San Diego (2003), Washington (2004-06)	4
Brandon Sanders, S, New York Giants (1997-1998)	
Manuia Savea, OL, Cleveland (2000)	7
Chris Schultz, OT, Dallas (1983, 1985)	7
Yusuf Scott, OG, Arizona Cardinals (1999-2001)	5
Mike Scurlock, DB, St. Louis (1995-98), Carolina (1999)	5
Paul Shields, RB, Indianapolis (1999-2001)	
Chris Singleton, LB, New England (1990-93), Miami (1993-96)	1 (8)
Bronco Smilanich, back, Cleveland (1939)	
Anthony Smith, DL, Los Angeles (1991-97)	1 (11)
Marcus Smith, DT, Baltimore (2008), Buffalo (res. 2009)	
Jimmy Sprotte, LB, Tennessee/Cincinnati (1998-99)	7
Hank Stanton, WR, Boston (1946-47)	6
Syndric Steptoe, WR, Cleveland (2007-09)	7
Ricky Stevenson, back, Cleveland (1970)	4

Joe Tafoya, DE, Chicago (2001-04), Seattle (2005-06), Arizona (2007)	7
JJ Taylor, RB, New England (2020-current)	
Robert Temple, end, Milwaukee (1940-41)	
Mike Thomas, WR, Jacksonville (2009-12), Detroit (2012), Arizona (2013), Houston (2014)	4
Bobby Thompson, back, Detroit (1964-68), New Orleans (1969)	3
Andrae Thurman, WR, Green Bay (2004), Tennessee (2005)	
Joe Tofflemire, C, Seattle (1989-94)	2
Vuna Tuihalamaka, LB, Seattle (2010, practice)	
Van Tuinei, DE, San Diego (1997), Indianapolis (1998), Chicago (1999-2000)	
Paul Vassallo, LB, Arizona (2012 free agent)	
Bobby Wade, WR, Chicago (2003-05), Tennessee (2005-06), Minnesota (2007-08), Kansas City (2009)	5
Trevin Wade, CB, Cleveland (2012), New Orleans (2013), Giants (2015-16)	7
Jackie Wallace, DB, Minnesota (1974), Baltimore (1975-76), Los Angeles (1977-79)	2
Mark Walczak, tight end, C, Buffalo/Indianapolis (1987), Phoenix (1988), San Diego (1989, 1991)	
Rob Waldrop, DT, Kansas City (1994-95)	5
Dana Wells, DL, Cincinnati (1989)	11
Ray Wells, LB, Tennessee (2003), San Francisco (2004)	
Bob Whitlow, OL, Washington (1960-61), Detroit (1961-65), Atlanta (1966), Cleveland (1968)	
Jace Whittaker, CB, Arizona (2020)	
Armon Williams, DB, Tennessee (1997)	7
Rodney Williams, WR, Oakland (1998-1999)	
Eddie Wilson, QB, Kansas City (1962-64), Boston (1965)	2
Scooby Wright III, LB, Arizona (2016-)	7
Rob Woods, OT, Cleveland (1991)	4
Joe Young, end, Denver (1960-61)	
Max Zendejas, K, Washington (1986), Green Bay (1987-88)	4



Tedy Bruschi



Rob Gronkowski

All-Time Lettermen

(XX) indicates team captain

A

Abbott, Howard: 1931, 32, 33
 Abbott, Jon: 1974, 75, 76, (77)
 Abramo, John A.: 2003, 04, 05
 Ackerman, T. Warren: 1948
 Acuff, Wendell P.: 1926, 27, (28)
 Acton, Brian F.: 1966
 Adams, David D.: 1984, 85, 86
 Adams, David Lee: 2004
 Adams, Isham C. E.: 1919 (trainer)
 Adams, Tre: 2018, 19
 Adamson, Kenneth Edward: 1934
 Adamson, William J.: 1973, 74
 Aepli, Emmett Clark: 1945
 Ahee, Solomon: 1946, 47
 Ahern, Patrick: 1986
 Akinniyi, Akin: 2003, 04, 05
 Albert, Philip S.: 1965, 66
 Alexander, Dusty S.: 2001
 Alexander, Vern: 1960, 61, 62
 Alexander, Zeno A.: 1987, 88, 89, 90
 Alford, James: 2005, 06, 07
 Allah, Jamar: 2013, 14, 15
Allen, Ammon: 2022
 Allen, Calvin: 2014, 15, 16
 Allen, Gallen C.: 1985, 87
 Allen, Gove L., Jr.: 1954, 55, 56
 Allison, James C.: 1970, 71, 72
 Allred, Douglas O.: 1955, 56
 Alsadek, Jacob: 2014, 15, 16, (17)
 Alualu, Ben U.: 1998, 2000
 Aluisse, Joe: 1966
 Amituana, Conan: 2008, 09, 10
 Anderson, Bradley S.: 1981, 82, 83
 Anderson, Clarence: 1954, 55, 56
 Anderson, Dennis J.: 1973, 74, 75
 Anderson, Derriak J.: 1973, 76, 77
 Anderson, Drake: 2021
 Anderson, Kenneth Robert: 1928, 29
 Anderson, Lee: 2016, 17, 18, 19
 Anderson, Quintus James: 2000 (manager)
 Andrew, Keith R.: 1978
 Andrus, Dexter Eli: 2008
 Anglin, Ray: 1930, 31, 32
 Antolin, Keola: 2008, 09, 10, (11)
 Aragon, Matt: 2017, 19
 Arboit, Thomas M.: 1965, 66
 Arce, John H.: 1973, 75, 76
 Archibald, Charles: 2009
 Areghini, David G.: 1961, 63
 Arico, Sam S.: 1937, 38
 Armer, Walter D.: 1938
 Arnason, Hal G.: 1968, 69, 70
 Arnason, Kim S.: 1970
 Arneson, James A.: 1970, 72
 Arneson, Mark E.: 1969, 70, (71)
 Aro, Michael R.: 1967, 68
 Arrigoni, Peter R.: 1955
 Arriola, Frank: 1985, 86
 Arzouman, Jacob: 2014
 Ashby, Jack C.: 1969, 70
 Ashcraft, Clarence Leslie: 1938, 41
 Ashworth, Luke: 2021
 Austin, Adam: 2006
 Austin, Dominique: 2008, 09, 10, 12
 Austin, Wilfred G.: 1924, 25
 Avegalio, Fata Ryan: 2001, 02
 Aycock, Quentin E.: 1952

B

Babiash, Derek: 2013
 Bachman, Addison: 2011, 12
 Baechler, William K.: 1974, 75, 76
 Bagby, Charles F.: 1942
 Bailey, Michael K.: 1973
 Bailey, Steven: 2018, 19, 20
 Bailey, William H.: 1984
 Baker, Barrett: (1998)
 Baker, Dave: 1973, 74, 75 (manager)
 Baker, Jared: 2012, 13, 14, 15
Baker, Josh: 2020, 21, 22
 Baker, Marvin B.: 1974, 75
 Baker, Scott: 1976, 77
 Baker, William C.: 1973, 75, 76
 Balich, Nicholas S.: 1957, 58
 Balikian, Michael N.: 1979

Ball, Lawrence: 2004
 Banda, Jack: 2015, 16, 17
 Banjavcic, Emil T.: 1939, 40, (41)
 Banks, Antonio C.: 2000, 01
 Barajas, David: 1967, 68
 Barber, Robert Olsen: 1932
 Barker, Lawrence Ward: 2005
 Barkley, Charles Everett: 1916
 Barkley, Howard T.: 1919, 20, 21, 22
 Barkum, Derrick: 2008
 Barnes, McKenzie: 2018, 19, 20, 21
 Barnett, Rory T.: 1980, 84
 Barnett, Yaniv: 2004, 05, 06, 07
 Barrett, Willis H.: 1973, 74, 75
 Barringer, John B.: 1982, 83, 84
 Barrs, Kyon: 2019, 20, 21, 22
 Barry, Kevin: 2000, 01
 Barthalt, John: 1982, 83, 84
 Barthels, Frederick: 2005
 Barton, Michael: 2016
 Basye, Thomas I.: 1984, 86
 Bateman, Ralph Lowell: 1904
 Bates, Michael D.: 1989, 90
 Batiste, Fred: 1949, 50
 Batten, Brady E.: 1993, 95, 96, 97
 Battista, Frank J.: 1959
 Battles, Michael J.: 1973, 74, 75
 Baugher, Daniel: 2002, 03, 04, 05
 Baucus, Jack: 2010, 11
 Baucus, Mickey: 2011, 12, 13, 14
 Baxter, Colin: 2007, 08, (09), (10)
 Bayless, Zebulon Vance: 1901, 02
 Beach, Charles P.: 1913, 14
 Beal, Robert L.: 1964, 65
 Beall, Charles Louis: 1945
 Be'Ans, Donald E.: 1982, 83, 84, 85
 Beard, William Carl: 1952, 53, 54
 Beasley, Don G.: 1952, 53, 56
 Beasley, Jerry W.: 1984, 85, 86, 87
 Beaton, Robert Stenhouse: 1913
 Becker, Peter: 1991, 93
 Bechtold, Kenneth I.: 1926, 27
 Becker, Peter C.: 1991
 Beddow, Edward W.: 1939, 40, 41
 Beeler, George W.: 1932, 33, 34
 Behr, Ernest Edward: 1908
 Beirne, Bryson: 2009, 10, 11
 Belknap, Justin: 2016, 17, 19
 Bell, James Bryan: 1919, 20
 Bell, Marcus Udall: 1996, 97, 98, 99
 Bell, Michael S.: 2002, 03, (04), (05)
 Bell, Ralph Lewis: 1912
 Bell, Tanner C.: 2002, 03, 05
 Bell, Travis R.: 2005, 06, 07
 Bell, Theopolis: 1972, 73, 74, 75
 Bell, Xavier: 2018, 19
 Bender-Ramsay, Eric: 2011, 12, 13
 Benjamin, Marcus: 2009
 Benjamin, Zach: 2017
 Bennett, Earl R.: 1929, 30
 Bennett, Joseph Dean: 1942, 46, 47
 Bensinger, Robert: 1979
 Bentley, Donald James: 1941
 Bergman, James Morris: 1934, 35
 Bergman, Craig J.: 1986
 Bernard, Allen Chouteau: 1900
 Bernhard, Durward Isaac: 1911, 12
 Berra, Carl: 1939, 40
 Berry, John Chester: 1934, 35
 Berry, Lowell M.: 1954, 55
 Berry, Ruben: 1983, 84, 85, 86
 Berry, William: 1924 (manager)
 Berryhill, Stanley: 2018, 19, 20, (21)
 Bertoni, Jason: 2008, 09
 Bertrand, Dave: 2005, 06
 Betty, Stuart R.: 1989
 Bever, Laurence H.: 1927, 28, 29
 Beyer, Ronald E.: 1975, 76, 77, 78
 Bias, Kelvin C.: 1992
 Bichakas, Val S.: 1983, 84, 85, 86
 Bickley, William J.: 1948, 49
 Bingham, Norman J.: 1948, 49
 Bird, Allen Tracy, Jr.: 1910
 Bird, Walter Duane: 1910, 11
 Birmingham, Jim E.: 1983, 84, 85, 86
 Biskin, Trace: 2008, 09, 10, 11, (12)
 Black, Charles: 1904
 Black, John Russell: 1938, 39, (40)
 Black, John R.: 1969, 70
 Black, William Thomas: 1942, 46

Blackwell, Aaron: 2020, 21
 Blackwell, Harrison Jr.: 1977, 80
 Blades, Ernest Orrin: 1908, 09
 Bland, George B.: 1942
 Bland, Vernon Nelson: 1933, 34, 35
 Bleakley, Barry B.: 1953, 54
 Bledsoe, John R.: 1972, 73, 74
 Bledsoe, Frederick W.: 1978
 Blocker, William M.: 1997
 Bloodworth, Ted: 1946
 Boadway, Steve: 1981, 82, 83, 84
 BoBo, Thomas Jr.: 1993, 94, 96
 Boche, Mark G.: 1968, 69
 Boeler, George W.: 1932, 33, 34
 Boetcher, Christian: 2016, 17
 Bognanno, Joseph M.: 1957, 58
 Bolen, Lee E.: 1971, 72
 Boles, Dereck: 2017, 18
 Bombata, Nazar: 2019, 20, 21, 22
 Bonano, John: 2009, 10, 11, 12
 Bondurant, Tra'Mayne: 2011, 12, 13, 14
 Bone, James Lee: 1910
 Bonillas, Jose R.: 1995, 96, 97, 98
 Bonillas, Ygnacio Safford: 1904
 Bondzio, Jason: 2007, 08
 Booth, Nick: 2008, 09
 Borg, Daniel: 2006, 07
 Boris, Robert F.: 1980, 81
 Bostrum, Enoch: 1913
 Boucher, Donald: 1949, 50
 Bouie, Tony V.: 1991, 92, 93, 94
 Bourland, David P.: 1988, 89, 90
 Bowden, Bill: 1938 (manager)
 Bowerman, Donald R.: 1954, 55, 56
 Bowers, Glenn F.: 1953, (54)
 Bowers, Larry W.: 1951, 52, 53
 Boyd, Gregory: 1970, 71, 72
 Boyer, Brant T.: 1992, (93)
 Boykin, Gerald L.: 1952, 53
 Bradford, Orlando: 2015
 Bradley, John S.: 1980
 Bradstreet, Jerbert Neal: 1910
 Brady, Arthur Richard: 1911
 Brady, Blake: 2011, 12, 13, 14
 Brady, James: 1948 (manager)
 Branch, Joseph A.: 1994, 1995
 Branch-Haynes, Evan: 2022
 Brandimarte, James: 1975
 Brandom, John: 1986, 87, 88, 89
 Brandon, Van: 1978, 79, 80, 81
 Brandt, Leo M.: 1950, 51, 52
 Brandt, Russ: 1993, 94, 95
 Brautigan, Roger L.: 1966, 67
 Bray, Heath J.E.: 1989, 90, 91, (92)
 Brechler, William E.: 1962, 63
 Breen, Maurice: 1917
 Breinig, Howard R.: 1960, 61, (62)
 Brennan, R. Bradley: 1996, 97, 98, 2000
 Brennan, Thomas R.: 1966, 67
 Brewer, Chris: 1980, 81, 82, (83)
 Brewer, Devon: 2015
 Brichta, Louis Chambrro: 1909, 10, 11
 Bricker, Edward H.: 1962, 63, 64
 Briggs, Lance M.: 1999, 2000, 01, (02)
 Brightwell, Gary: 2017, 18, 19, 20
 Brisco, Arguster: 1971, 74
 Briscoe, John E.: 1962, 63, 64
 Brittain, Brad Richard: 2002, 04, 05
 Britton, Eben: 2006, (07), (08)
 Brockenbury, Richard A.: 1915, 16
 Broderick, Glenn Burwood: 1920, 21, 22
 Brookfield, Charles: 1971
 Brooks, Darrell L.: 2002, 03, (04), (05)
 Brooks, David E.: 1978
 Brookshier, Frank A.: 1923, 24, 25
 Brown, Charles Owen, Jr.: 1903
 Brown, Edward H.: 1954, 55, 56, 57
 Brown, J. Duncan: 1926, 27
 Brown, JB: 2017, 18, 19
 Brown, Josh: 2017, 18
 Brown, Kurtis: 2017
 Brown, Lyle: 2009, 10, 11
 Brown, Lynden A.: 1981, 82, 83, 84
 Brown, Marvin: 1999
 Brown, Patrick L.: 1958, 59, 60
 Brown, Peterson: 1923
 Brown, Shun: 2015, 16, 17, 18
 Brown, Willard Morse: 1899
 Brown Jr., Frank: 2020
 Brumfield, Wally M.: 1972, 73

Brunelli, Lee Q.: 1985
 Brunk, Michael D.: 1962, 64
 Bruno, Luca: 2015, 16, 17
 Bruschi, Tedy L.: 1992, 93, 94, (95)
 Bryan, Copeland J.: 2002, 03, 04, 05
 Bryant, Jimmy R.: 1963, 64
 Bubala, Joseph Eugene: 1957, 58, 60, 61
 Buckner, Dan: 2011, 12
 Buehman, Albert Rex: 1904
 Bullock, James D.: 1991
 Bunch, Gordon A.: 1982, 83, 84
 Bundage, Cayman: 2012, 13, 14, (15)
 Bundy, Michael S.: 1991
 Burden, E. Todd: 1987, 88, 89, 90
 Burget, Christopher J.: 1983, 85
 Burnett, Chester D.: 1993, 95, 96, 97
Burnett, Keyan: 2022
 Burnett, Max: 1954, 55
 Burnham, Roderick Deann: (1908)
 Burrola, Edgar: 2018, 19
 Burrows, Ashley: 1998
 Burns, Lorenzo: 2017, 18, 19, (20)
 Burton, John: 2020, 21
 Bush, Bruce C.: 1981
 Bush-Loo, Keoni: 2012, 13
 Butler, Jashon: 2020
 Butler, Kylan: 2011, 12, 13
 Butts, Horatio Cotter: 1927, 1928

C

Cage, Kolbe: 2022
 Cain, Bryson: 2018, 19
 Calderwood, Roger L.: 1964, 65, (66)
 Callen, Robert Leon: 1996, 98, 99
 Calloway, Lawrence: 2005, 07 (man.), 08, 09
 Cameron, Carl C.: 1937, 38
 Camp, Charlie: 1991, 92, 94, 95
 Campbell, Duncan Hugh: 1899, 1900
 Campbell, Nathan: 1998, 99, 00
 Campos, Jose Luis: 1998
 Campstell, Thomas: 1971, 72, 73, 74
 Canidate, Trung J.: 1996, 97, 98, 99
 Cannon, Frank Mullen: 1910
 Capers, Wayne Jr.: 2012
 Capps, Clarence R.: 1945
 Capps, Ferril: 1941, 42
 Cardella, Kenneth C.: 1951, 52, 53
 Cardoza, Paul J.: 1974
 Carey, Ka'Deem: 2011, 12, 13
 Carey, Tom: 1930
 Carlson, Clarence W.: 1931, 32, 33
 Carlyle, Thomas Gordon: 1933, 34, 35
 Carney, John T., Jr.: 1961, 62
 Carpenter, Horold David: 1915, 16, 17
 Carpenter, Miles Miller: 1908, 09, 10
 Carpenter, Lewis: 1920, 22, 23, 24
 Carpenter, Thomas: 1948
 Carr, Beau: 2002
 Carrillo, Oscar Jr.: 1947, 48, 49, 50
 Carroll, Joseph S.: 1959, 60
 Carter, Bob R.: 1979, 80, 81
 Carter, John E.: 1979
 Carter, Ontiwaun E.: 1991, 92, 93, (94)
 Cartledge, Trey: 2020
 Caruthers, Edward J. Jr.: 1967
 Caruthers, Sam R.: 1912, 1913
 Case, Darren James: 1987, 88, 89, 90
 Case, Travis J.: 1949, 52
 Cason, Antoine: 2004, 05, (06), (07)
 Cassarino, William M.: 1971
 Castaneda, Rudolph: 1899
 Casteel, Brian: 2017, 19, 20, 21
 Castillo, Jeff Phillip: 1985
 Castle, Sam E.: 1965, 66
 Castle, Stephen C.: 1973
 Catalano, David: 2015
 Catlin, Ronald: 1977, 78, 79
 Cecil, Charles: 1984, 85, 86, (87)
 Cephers, Troy: 1985, 86, 87
 Chacon, Brian: 2011, 12, 13
 Chalmers, Stephen Martin: 1946
 Chambers, Dale Sherman: 1945 (man.)
 Champion, William H.: 1972, 73
 Chapman, Jan L.: 1905
 Chatman, Jermaine: 2000, 01
 Chavez, William E.: 1967
 Cherry, Joe Wesley: 1946
 Chiasson, Jeffrey T.: 1994, 95
 Christensen, William John: 1958, 59
 Christiansen, Brian A.: 1981

Christians, Richard A.: 1950, 51, (52)
 Christy, Fred Chase: 1900, 01
 Christy, Theodore R.: 1961, 62, (63)
 Ciasca, Michael: 1992, 93
 Clark, Carl Wood: 1912, 13
 Clark, Derrion: 2019, 20
 Clark, Donald F.: 1932, 33
 Clark, Drexel D.: 1930, 31, 32
 Clark, George: 1932 (manager)
 Clark, Marvin Carl: 1921, 22, (23), 24
 Clark, Wallace W.: 1925, 26, 27, 28
 Clarke, Raymond: 1970, 71, 72
 Claus, Bart: 1952, 53, 55
 Clawson, George Albert: 1912, 14
 Claves, Alfred: 1923
 Clayton, Harry H.: 1934, 35
 Clayton, Reed Douglas: 1985, 86
 Clifford, Brian P.: 1980
 Cloud, Leo Frederick: 1912, 14
 Clubb, Fred J.: 1940, 41
 Clymer, Vance Geer: 1917, 19, 20, 21
 Cobb, Jamardre: 2015, 16, 17
 Cobb, Robert L.: 1978, 79
 Cobb, Travis: 2009, 10
 Cobbe, George H.: 1934
 Cochran, Charles M.: 1933, 34, (35)
 Codd, George Gordon: 1935, 36, 37
 Codd, William A.: 1953, 54, (55)
 Coddington, James L.: 1967, 68
 Cody, William F.: 1955
 Colace, Joseph J.: 1973, 74
 Colacion, Jacob: 2017, 18
 Cole, Dalton J.: 1973, 74
 Cole, James A.: 1951
 Coleman, Dayven: 2018, 19
Coleman, Jonah: 2022
 Collier, Horace Jay: 1929, 30, (31)
 Collins, Guy: 1984
 Comeaux, Otis: 1967, 68
 Compton, Gilbert M.: 1981
 Concannon, James M.: 1941
 Condron, Albert Harlan: 1913, 14
 Congel, Robert: 2019, 20
 Conn, C. Roy: 1938, 39, 40
 Connell, Thomas Joseph: 1922
 Connolly, Finton: 2016, 17, 18, 19
 Connolly, Leo Max: 1929
 Conner, John: 1982, 83, 84
 Connor, David A.: 1983, 84
 Converse, Arthur Lee: 1946, 47, (48)
 Converse, Arthur Tracy: 1972, 73
 Conwell, Dakota: 2012
 Cook, Charles E.: 1958
 Cook, Kenneth J.: 1961, (62)
 Cook, Oscar: 1917, 19
 Cook, William L.: 1979, 80, 81
 Cooley, Thomas W.: 1968, 69
 Cooper, Carl Willis: 1936, 38
 Cooper, Devaughn: 2017, 18
 Cooper, Michael: 2011, 12
 Cooper, Tristan: 2016, 17, 18, 19
 Cooper, Van E.: 1974, 75, 76, 77
 Coppinger, James R.: 1945, 46
 Corbett, Donald Oliver: 1946, 47
 Corley, Cecil H.: 1942
 Corley, Vaughn S.: 1953, 54, 55
 Corley, Vaughn S. Jr.: 1980
 Corral, Christopher: 1991, 92, 93
 Cosgrove, Bard L.: 2001, (02), 03
 Costa, Dominic K.: 2002, 03
 Coston, Gary D.: 1986, 87, 89, (90)
 Couch, Steve: 1982
 Coulter, Robert L.: 1992, 93, 94
 Courtney, David L.: 1972
 Couthie, Fover L.: 1940, 41, 42
Cowing, Jacob: 2022
 Cox, Tremaine J.: 2001
 Covington, J. Herbert: 1935
 Crawford, Albert M., Jr.: 1913, 14, 15, 16
 Crawford, Johnny R.: 1976, 77, 78, 79
 Creason, Cody: 2016, 17, 18, 19
 Creviston, Kenton L.: 1975, 76, 77
 Crier, Keenyn: 2007, 08, 09, 10
 Crimes, Jerome: 1980, 81
 Criner, Juron: 2008, 09, 10, 11
 Crogan, Fred: 1933, 34
 Croom, Larry: 1999, 2000
 Cropper, Gary Lee: 1956, 57, (59)
 Crosby, Cleveland P.: 1978, (79)
 Crossman, Richard A.: 1967, 68, (69)

Crouch, Andrew: 1983, 85, 86
 Crouch, Cecil James: 1947, 49
 Crouch, Robert E.: 1924, 25, (26), 27
 Crowell, Irving Potter: 1921
 Cruikshank, Dane: 2016, (17)
 Crum, Hilliard H., Jr.: 1946, 47
 Crum, Robert H.: 1970, 71, 72
 Crump, Gino: 2010, 11
 Cruz, Gunner: 2021
 Cunningham, Tayvian: 2019, 20, 21
 Cunningham, Van Hugh: 1945
 Curry, Jalen "Boobie": 2019, 20, 21
 Cury, Ronald E.: 1970
 Cusick, Edward Timothy: 1920
 Custer, Blake F.: 1985, 86, 87

D

Dahlquist, Eugene M.: 1963, 64
 DaLee, Ronald A.: 1969, 70, 72
 DalMolin, Benjamin A.: 2001, 02, 04
 D'Angelo, Tristen: 2021
 Daniels, Chidi: 1999
 Daring, Jackson D.: 1953(manager)
 Dasso, Lester: 1942
 D'Auria, John C.: 1971, 72
 Davidson, William Simpson: 1905
 Davies, William Walter: 1930, 31, (32)
 Davis, Barto C.: 1925, 26
 Davis, Derral W.: 1973, 75
 Davis, Guy D.: 1979, 80
 Davis, Jack O.: 1955, 56, (57)
 Davis, Jerry A.: 1972, 73, 74
 Davis, Kenneth L.: 1969
 Davis, Preston: 1964
Davis, Russell: 2022
 Davis, Sidney P.: 1951, 52, 53
Davis, Tacario: 2022
 Davis, Vernon C.: 1971, 73
 Davitch, Jerry J.: 1962, 63, 64
 Dawkins, Brandon: 2015, 16, 17
 Dawson, Michael D.: 1972, 73, 74, 75
 Day, Courtland F.: 1899, (1900), 01, 02, 03
 Day, Raymond A.: 1948, 49, 50
 Day, Kyle: 2009
 Deal, Ralph E.: 1927
 Dean, Delashaun: 2007, 08, 09
 Dean, John Barry: 1970, 71, 72
 de Beer, Gerhard: 2014, 15, 16, 17
 DeBow, James W. III: 1985, 86, 87, 88
 Deen, William E.: 1950, 51, 52
 Dellaccio, Dominick J.: 1965
 Demory, John W.: 1970, 71, 72
 Demps, Thomas: 1992, 93, 94, 95
 Dennard, Brennan J.: 2004, 05, 07
 Dennis, Karl A.: 1939, 40, 41 (manager)
 Denton, Brian D.: 1983, 84, 85, 86
 Denker, B.J.: 2012, 13
 Denson, Cam: 2014, 15, 16
de Laura, Jayden: 2022
 De Rego, Lamar: 2011, 12
 Dermody, Richard L.: 1942
 Dersam, Michael D.: 1992
 DeSonia, Dave H.: 1962, 63, 64
 DeSylvia, Michael E.: 1971
 Detloff, Albert John: 1903, 04
 Detwiler, Michael G.: 2000, 01
 DeWan, Timothy D.: 1964, 66, 67
 Diallo, Mo: 2021
 Diaz, Mike: 2008, 09
 Dice, Richard P.: 1993, 94, 95, (96)
 Dickerson, Lynn R.: 1976, 78
 Dickey, Charles J.: 1983, 84
 Dickey, Troy: 1992, 93
 Dicus, Waldo M.: 1927, 29, (30)
 Diebold, Theodore R.P.: 1925, 26, 27, (28)
 DiGiacomo, Curt: 1984, 85
 Diring, Wayne A.: 1940, 41, 42
 Divelbess, Harold L.: 1923, 24, 25, 26
 Dixon, Drew: 2018, 19, 20
 Dixon, William: 1988, 89, 90, 91
 Dobyns, Jay A.: 1982, 83, 84
 Dodge, Abbott E.: 1930
 Dodson, Richard L.: 1970, 71, 72
 Donarski, James D.: 1950, (51), (52)
 Donovan, Josh: 2020, 21
 Doolen, Edward W.: 1970, 71, 72
 Dotson, Lionel: 2004, 05, 06, 07
 Dotsy, Vaughn: 2008, 09
 Douglas, David: 2008, 09, 10, 11
 Douglas, James K.: 1964, 65

Doulgerakis, Steven: 1997
 Dow, Allison C.: 1935
 Dowell, Danny: 1986
 Downey, Roland V.: 1916, 17
 Dozier, C.J.: 2012
 Drachman Frank E.: 1925
 Drake, Joe L.: 1981, 82, 83, 84
 Driscoll, Mark P.: 1968
 Drummond, Kirk: 1976, 77
 DuBose, John: 1984, 85
 Dugandzic, Kyle: 2011, 12
 Duke, Charles L.: 1968, (69)
 Duke, Homer Ashley: 1934, 35, 36
 Dumelie, Laurence G.: 1958
 Dungan, Jack Rowen: 1938, 39, 40
 Dungan Joseph: 1942
 Dunham, Orza Kenneth: 1900
 Dunn, Thomas P.: 1957
 Dunseath, James Elliott: 1929, 30, 31
 Durazzo, George William: 1945
 Durden, Allan: 1982, 83, 84, (85)
 Durley, Earle Preston: 1908, 09
 Duwe, Herman A.: 1932, 33, 34
 Dyer, Harvey Lee: 1946, 47, 48

E

Eafon, Kelvin L.: 1996, 97, (98)
 Ealy, Biren S.: 2002, 03
 Earley, Wayne O.: 1952 (manager)
 Earls, Derek: 2010, 11
 Ebbele, Fabbians: 2011, 12, 13, 14
 Echols, Hunter: 2022
 Eckert, Richard A.: 1971
 Eddy, Christopher L.: 1971
 Edmonds, N. Wayne: 1967
 Edwards, F. Thomas: 1998
 Edwards, Neon: 1982, 83, 84
 Edwards, RJ: 2020, 21
 Edwards, Vance Phillips: 1905
 Eggert, Henry D.: 1939, 40
 Eggold, John L.: 1969, (70)
 Eidson, Ryan: 2003, 04, 05
 Elder, William David: 1945
 Eldridge, David: 1985, 87, 88
 Eldridge, Nathan: 2016, 17
 Eltise, Michael: 2017, 18
 Elias, Josh: 2011
 Eller, Karl: 1949, 50, 51
 Ellison, Tony: 2015, 16, 17, 18
 El-Mashtoub, Hicham: 1991, 92, 93, 94
 Elmore, Ricky: 2007, 08, 09, 10
 Elzer, Norman Leonard: 1928
 Engle, Ryan J.: 1977
 English, John A.: 1979
 Enke, Fred William: 1946, 47
 Erb, Marion Julius: 1919, 20
 Erby, Obra: 1974, 75, (76)
 Erdhaus, J. Fred: 1937, 38
 Ermisch, Trevor: 2011, 12, 13, 14
 Erno, Trevor: 2010
 Escalada, Joe A.: 1964, 65, 66
 Eschler, Lee: 1949
 Ethel, Willis: 1932 (manager)
 Evans, Bryan G.: 1982, 83, 84
 Evans, Byron: 1983, 84, 85, 86
 Evans, Jeremy W.: 1994, 95, 96
 Evans, John H.: 1946,47(manager)

F

Fafoi, Fajtele: 2012, 13
 Fairholm, Jeffrey D.: 1984, 85, 86
 Fairholm, Lawrence D.: 1984, 85, 86
 Fanene, Aiulua: 2011, 15, 16
 Farley, James L.: 1967
 Farmer, Clarence E.: 2000, 01, 02, 03
 Faulks, Jimmy Don: 1960, 61, 62
 Fears, Paiton: 2019, 20, 21, 22
 Feasel, Hal B.: 1961
 Ferlan, Tim: 1997
 Ferguson, Clarence J.: 1969
 Feula, Vincent V.: 2002
 Fiihr, Ervin H.: 1950, 52, 53
 Fibrun, David Eugene: 1931, 32, 33
 Fields II, Tony: 2017, 18, 19
 Fina, John J.: 1988, 89, 90, (91)
 Fineanganofa, Nick: 1988, 89, 90, 91
 Finrock, Charles D.: 1966
 Finklea, Claude M.: 1954
 Finnerty, Thomas Jackson: 1917, 20
 Fipp, David B.: 1994, 95, 96, 97

Fischer, Jake: 2009, 10, (12), (13)
 Fish, Frank Wakefield: 1899
 Fitzgerald, Thomas P.: 1963, 64
 Fitzpatrick, Joseph W.: 1939, 40
 Flajnik, Joseph A.: 1972
 Flake, William Lindsey: 1939, 40
 Flanagan, James J.: 1909, 11 (manager)
 Flannigan-Fowles, Demetrius: 2015, 16, 17, 18
 Fleming, Stephen: 2001, 02, 03, (04)
 Fleury, Nicholas J.: 1999, 2001
 Flickinger, Donald Arthur: 1923, 24, 25
 Flory, Robert C.: 1988, 90
 Flournoy, Francis S.: 1977, 78, 80, 81
 Flowers, Marquis: 2010, 11, 12, 13
 Foles, Nick: 2009, (10), (11)
 Folk, Nicholas A.: 2003, 04, 05, 06
 Fontana, Mark: 1988, 89
 Fontenot, Wilrey: 2004, 05, 06, 07
 Forch, Ralph F.: 1922
 Ford, Emmet Tomlinson: 1904
 Ford, William G.: 1925
 Foremaster, Duane G.: 1956
 Forwood, Christopher Ryan: 1998
 Foster, Hugh M.: 1902
 Foster, Trevor: 2007, 08,10
 Fotu, Anthony: 2015
 Fouse, John G.: 1962, 63, 64
 Fowler, Charles Vaughn: 1933, 34, 35
 Fowler, John W.: 1949
 Fox, Nils: 1983, 84
 Fraleigh, Wayne Francis: 1990, 91, 92
 Francis, James: 1991, 92, 93
 Franzel, Clifford B.: 1965
 Fraser, Keoki L.: 2001, 02, 03, (04)
 Fraser, Keoni Alexander: 1998, 99, 00
 Freeburg, Rourke: 2018, 19, 20, 21
 Freeman, Michael J.: 1981, 82, 83
 Freeman, Phillip: 1982, 83, 84
 Freemon Albert William: 1959
 Freitas, Makai K.: 1997, 99, 2000
 Freitas, R. Makoa: 1998, 99, 2000, 01, (02)
 French, George: 1936, 37, 38
 Frey, William C.: 1940
 Friedman, Gary B.: 1952
 Fries, Jeffrey, E.: 1964, 65
 Friekh, Layth: 2015, 16, 17, 18
 Fry, Robert F.: 1952, 53, 54
 Fuimaono, Saneilia: 2011, 15, (16)
 Fuimaono, Nokise: 1967, 68
 Fulcher, Anthony D.: 2000, 01
 Fulcher, Mark A.: 1980, 81

G

Gaddis, Reginald O.: 1986, 87, 89
 Gaffney, Timothy P.: 1970, 71
 Gallagher, Paul Thomas: 1930
 Gallagher, Thomas R.: 1974, 75
 Ganz, Sylvan Cleveland: 1904 (manager)
 Garcia, Frank B.: 1978
 Garcia, Phillip: 2009,10
 Gardner, George Delos: 1930, 31
 Gardner, Tyson: 2019, 20
 Gardin, Ronald L.: 1968, 69
 Gareeb, Robert J.: 1978, 80, (81)
 Garis, Robert C.: 1959, 60, (61)
 Gartin, Herbert D.: 1935, 38, 39
 Gatchel, Donald: 1938, 39
 Gathers, Merie E.: 1971
 Gaut, James T.: 1973
 Gayles, Leland Orlando: 1996, 98, 99
 Geist, James R.: 1957, 58, (59)
 Gentry, Martin: 1925, 26, (27), 28
 Georges, Clive: 2013
 Gerber, Howard: 1973
 Gerhart, Marion Dale: 1942 (manager)
 Gerst, Manuel: 1936, 37
 Geyer, DeWayne Scott: 1988, 89
 Giangardella, Samuel A.: 1977, 78, 79, 80
 Gibbings, Frank Tom: 1925
 Gibbings, Percy Nicholas: 1928 (manager)
 Gibson, Francis L.: 1984, 85, 86, 87
 Gibson, Gary R.: 1979, 80, 81
 Gieseke, Earl F.: 1937, 38
 Gilbert, Sheldon: 1954 (manager)
 Gilbert, Craig L.: 1989, 90, (91)
 Gilbert, Ira Norman: 1916, 17
 Gilbert, Reggie: 2012, 13, 14, (15)
 Giles, Matthew: 1968
 Gill, Bobby L.: 2002, 03
 Gillespie, Don S.: 1930, 31

Gillespie, John S.: 1958, 59, 60
 Gillett, Leslie Alexander: 2000, 01, 02
 Gilliland, Charles H.: 1922, 24, (25), 26
 Gimbel, Si W.: 1962, 63, 64
 Giovando, Kenneth: 1964
 Glanton, Robert: 1995
 Glatting, Jake: 2016, 17
 Glasenapp, Allem D.: 1975, 76
 Glass, Harry L.: 1976, 78
 Glazier, Leland William: 1949, 50, (51)
 Glonek, Paul William: 1990
 Glover, Bradford R.: 1997
 Glover, Stafford L.: 1997, 98, 99
 Gobel, Mark L.: 1981, 82
 Goda, Donald J.: 1950
 Godwin, James S.: 1934 (manager)
 Goetz, John H.: 1962
 Goff, Joe Lahman: 1946, 47
 Golden, Robert: 2008, 09, 10, (11)
 Gonzales, Gilbert M.: 1950, 51, 52
 Gonzales, William J.: 1950, 51, 52
 Gonzalez, Salvador S.: 1956, 57
 Goodson, Kenneth F.: 1932, 33
 Goodman, Gens P.: 2002
 Goodwin Cornelius: 1973
 Gorham, Charles W.: 1972, 73
 Gorham, Chase: 2010, 12, 13, 14
 Gorry, Thomas R.: 1961
 Gosar, Kevin G.: 1991, 92, 93, 94
 Goslin, Frederick Billings: 1945
 Gottschalk, Adam: 2011
 Goudreau, Griffin: 2015
 Gould, Silas Elias: 1921
 Grace, Steven K.: 1998, 99, 2000, (01)
 Graham, Jack: 1949
 Graham, Max Wayne: 1959
 Grand, Adam Marc: 1990, 91, 92
 Grandon, Jourdan: 2011, 12, 13, 14
 Graniello, Peter: 2004, 05, 06, 07
 Grant, Adam: 2008, 09, 10
 Grant, Samajie: 2013, 14, 15, (16)
 Grant, Virgil E.: 1961, 62, 63
 Graves, Marsharne D.: 1980, 81, 82, 83
 Gray, Chris: 1999, 2000
 Gray, Harry J.: 1930, 1931
 Gray, Leon W.: 1935, 36, 37
 Greathouse, George: 1974, 75, 76
 Greathouse, Arthur D.: 1986, 87, 88, 90
 Green, Albert: 2016
 Green, Zach: 2014, 15, 16, 17
 Greene, Marcellus L.: 1979, 80
 Greenfield, Tom Guy: 1936, 37, 38
 Greenfield, Walter: 1909
 Greenlee, William F.: 1966
 Greer, Daniel P.: 1995, 96, 97, 98
 Greer, Henry B.: 1937
 Greer, Jason Wilbur: 1931, 32, 33
 Gregory, Haden: 2015
 Gresham, Glen F.: 1972, 73
 Greth, James W.: 1966
 Gridley, Adam Albert: 1927, 28, 29
 Gridley, Rollin T.: 1925, 26
 Griffey, Trey: 2013, 14, 15, 16
 Griffin, Courtney J.: 1981, 83
 Griffin, Marcus: 2017
 Griffith, Bob W.: 1955
 Griffith, Richard P.: 1989, 90, 91, 92
 Grigsby, Nicolas: 2007, 08, 09, 10
 Grimes, Thomas d.: 1953, 54
 Groninger, Robert N.: 1951
 Gronkowski, Chris: 2008, 09
 Gronkowski, Rob: 2007, 08
 Groppenbacher, Richard D.: 1986, 87, 88
 Gross, Alfred E., Jr.: 1979, 80, 81, (82)
 Gross, T.D.: 2013, 14, 15
 Grossetta, Warren Arthur: 1909
 Grossman, Jim W.: 1979, 80
 Groweg, Edward A.: 1909
 Guendelsberger, James C.: 1950, 51
 Gunn, Tyrone C.: 1996
 Gunnell, Grant: 2019, (20)
 Gurrrola, Steven: 2013, (14)

H

Haden, Jonathan: 2014
 Hakes, Kenneth W.: 1986, 87, 88, 89
 Hale, Daniel James: 1958
 Hall, Adam: 2009, 10
 Hall, Charles A.: 1947, 48, 49
 Hall, Corey: 2006, 07, 08, 09

Hall, Derek Jason: 1996, 98, 99
 Hall, Herman: 2008, 09
 Hall, Reginald R.: 1980
 Hall Richard R.: 1973, 74, 75
 Halland, Jack D.: 1960
 Hallmark, Wame J.: 1915, 16, 17
 Halverson, Arthur J.: 1954, 55
 Halverson, Mark L.: 1977
 Hamilton, Willie O.: 1972, 73, 74
 Hammels, James Vinton: 1914, 15
 Hammerschmidt, Jeff B.: 1987, 88, 89, 90
 Hampton, Mario M.: 1988, 89, 90, 91
 Hand, Bryan: 1995
 Hand, John: 2022
 Hankins, Derek: 1991
 Hannapel, Ray: 1951, 53
 Hannasch, Joseph R., Jr.: 1969, 70
 Hanawalt, James F.: 1986
 Hansen, Dillon H.: 2005
 Hansen, Peter: 1998, 99, 2000, 01
 Hankins, Rob: 2011
 Hantla, Jeff: 1976
 Hardaway, George Dainwood: 1917, 19
 Hardcastle, Kevin W.: 1980, 81
 Hardin, Fariss: 1937, 38, 39
 Hardt, Clay R.: 2000, 01, 02, (03)
 Hardville, Andrew M.: 1979, 80
 Hardy, Eugene: 1984, 85, 86, 87
 Hardy, Reginald Wendell Jr.: 1998
 Hargis, Tom C.: 1937, 38, (39)
 Hargis, William: 1928, 29, (30)
 Hargrave, Richard S.: 1966
 Harman, Ronald W.: 1969
 Haroon, Idris Mubarak.: 1997, 98, 99, 00
 Harrington, Tyrone K.: 1994, 95
 Harris, Gary H.: 1976, 77, 78, 79
 Harris, Gilbert L. Jr.: 2002, 03, 04, (05)
 Harris, Jalen: 2017, 18, 19, (20), (21), (22)
 Harris, Michael L.: 1968
 Harris, Lamar: 1992, 93, 94
 Harris, Neal D.: 1977, 78, 81
 Harris, Rickie C.: 1963, 64
 Harris, Sean E.: 1991, 92, 93, (94)
 Harrison, Henry R.: 1969
 Hart, Cornelius Brian: 1962, 63, 64
 Hart, Robert D.: 1951, 52
 Hartwig, Malcom Keith: 1974, 75, 76
 Harvey, Oscar: 1975, 77, 78
 Harwig, Malcom Keith: 1974, 75, 76
 Harvey, Oscar: 1975, 77, 78
 Harwick, Ralph N.: 1905
 Haskins, Tracy: 1947 (manager)
 Hastings, Scot D.: 1973
 Hatcher, Burrell R.: 1903, (04), 05, 08 (man.)
 Hatcher, Paul: 1954, (55), (56)
 Hausman, Malik: 2020, 21
 Havrisik, Lucas: 2017, 18, 19, 20, (21)
 Hawes, Adam: 2005, 06
 Hawk, Michael E.: 1965
 Hawkins, Kameron: 2020
 Hawthorne, Kelvin: 1979, 80
 Hayes, Isaiah: 2016
 Hayes, Jovon: 2009, 10
 Haynes, Allyn M.: 1972, 73, 74
 Haynes, Noel Timothy: 1977, 78, 79
 Hayward, Treshaun: 2021
 Hazlett, Carl E.: 1956, 57, 58, 59
 Hearn, Azizi: 2018
 Heater, Larry: 1978, 79
 Heath, John Leigh: 1945, 46
 Heavner, Kris S.: 2003, 04, 06, 07
 Hebert, Kenny: 2021
 Hedgepeth, John Allen: 1912
 Heemsbergen, Mikal B.: 1991, 92
 Hehr, Carter: 2014, 15, 16
 Held, Eddie Charles: 1937, 38, 39
 Helm, Lloyd: 1932 (manager)
 Hemmila, Zach: 2013, 14, 15
 Henderson, Delbert: 1939, 40
 Henderson, Douglass L.: 1975, 76, 77
 Henderson, Ronald Clyce: 1933, 34, 35
 Hendry, James William: 1914, 15, (16)
 Henke, Brad W.: 1987, 88
 Henley, Parker: 2020
 Henry, Chris J.: 2004, 05, 06
 Henson, Harry Donald: 1946, 47, 48
 Herbert, James M.: 1972
 Hernandez, Joseph M.: 1960, 61
 Herring, Norman S.: 1928, 29
 Hersey, Richard D.: 1979, 80

Hesson, Ryan T.: 1993, 94, 95, 96
 Hettle, Bruce: 1938, 39, 40
 Hibbert, David William: 1958
 Hicks, Hadley F.: 1952
 Hicks, Taylor T.: 1928
 Hicks, Tim Paul: 1985
 Higginbotham, Aaron: 1999, 2000, 02
 Higgins, John Joseph: 1910 (manager)
 Higuera, Ronald J.: 1965, 66, 67
 Hilgers, Jarek: 2015
 Hill, Alfondia: 1979, 80
 Hill, Austin: 2011, 12, (14)
 Hill, Bruce A.: 1973, 74, (75)
 Hill, Danny: 1982
 Hill, David: 2011
 Hill, Derek Keith: 1985, 86, 87, 88
 Hinkle, George A.: 1984, 85, 86, 87
 Hinrichs, James Thomas: 1998, 99
 Hinton, David: 2000, 01, 02
 Hinton, Jerome T.: 1997
 Hobbs, John Cole: 1919, 20, 21, (22)
 Hobson, Harry T.: 1914 (manager)
 Hobson, Hank: 2011, 12, 13, 14
 Hodge, Rashie: 2021
 Hodges, Frederick G.: 1949, 50
 Hodgeson, Gregory A.: 1973, 74, 75
 Hodnett, William Edward: 1902
 Hoentsch, Gerhard W.: 1973, 74, 76, 77
 Hoffman, James W.: 1991, 92, 93, 94
 Hogan, Thomas Ellsworth: 1942, 46, 47
 Hoisington, Hark: 1986
 Holbrook, Horace Pollins: 1904
 Holbrook, Kenneth William: 1958, 59, 60
 Holiday, Devin: 2013, 14, 15, 16
 Holland, Brian E.: 1980, 81, 82
 Holland, Malcolm: 2016, 17, 19
 Holley, Bret: 1986, 87, (88)
 Holley, R. Donald: 1954, 55
 Hollingsworth, Marcus: 2003, 04, 05, 06
 Holmes, John Garnett: 1899
 Holmes, Louis: 2006, 07
 Holmes, Robert: 1937
 Holmes, Ronald T.: 1995, 96
 Holmes, Tim J.: 1978, 79, 80
 Holt, Harry T.: 1976
 Holt Julius K.: 1981, 82
 Holt, Richard H.: 1989, 90, 91
 Hood, Allan: 1930
 Hood, Kenneth B.: 1951, 52, 53
 Hood, Tevin: 2012, 13
 Hook, James Clint: 1955 (manager)
 Hooper, Daren: 1995
 Hoopes, Mitchell K.: 1973, 74
 Hopkins, James M.: 1990, 91, 92, 93
 Homesley, Ray R.: 1965, 66, 67
 Horton Jr., Donald: 2006, 07, 08, 09
 Horton, Dwayne W.: 1977, 78
 Horton, Jon M.: 1983, 84, 85, 86
 Houk, Richard L.: 1969
 Houle, Joseph Arthur: 1938, 39
 Housley, Jack B.: 1977, 78, 79, 80
 Howard, Daniel J.: 1973, 74, 75
 Howard, Lawrence F.: 1946, 47, 48, 49
 Howard, W. Patrick: 1901, 02, 03, 04
 Howell, Glenn: 1984, 85
 Hubbard, Bradley: 1965, 66
 Hudgins, Robert M.: 1951
 Hudlow, Floyd L.: 1963, 64
 Hugo, James: 1999, 2000, 01, 02
 Huisman, Aaron: 1999, 2000
 Hulsh, Wayne L.: 1950
 Humphrey, Robert J.: 1958
 Hundley, Brett: 1986
 Hundley, Marquis: 2007, 08
 Hunley, K. LaMonte: 1981, 82, 83, (84)
 Hunley, Ricky C.: 1980, 81, 82, (83)
 Hunsaker, Donald Eldon: 1946, 47, 48, 49
 Hunsaker, Ralph E.: 1955, 56, 57, (58)
 Hunter, Troy Lee: 1982, 83
 Hunter, Kelvin Leander: 1996, 97, 98, 99
 Hurd, Martin C.: 1958, 59
 Hurley, Steven: 1968, 69
 Huss, Joseph V.: 1915
 Hustead, Dan: 1968, 69
 Hutchings, Connor: 2021
 Hutchinson, Glenn R.: 1978, 79, 80
 Hutchinson, Martin L.: 1966, 67

I

Ingraham, Marvin (Corky): 1977, (78)
 Ippolito, Cody: 2014, 16
 Irish, John Robert: 1940, 41, 42
 Irvine, Marvin: 1940
 Irving, Mykee: 2019, 20
 Irwin, Craig: 1975, 76
 Irwin, William S.: 1971, 72, 73
 Isham, Nick: 2013
 Ismay, Bill Bruce: 1958, 59, 60
 Israel, Harold: 1934

J

Jackson, Akil F.: 1993, 94
 Jackson, Chato M.: 1993, 94, 95, 96
 Jackson, David D.: 1980
 Jackson, George Dewar: 1935, 36, 37
 Jackson, Greg M.: 1979
 Jackson, Johnny: 2012, 13, 14, 15
 Jackson, Johnny Ray: 2000, 01
 Jackson, Keith M.: 1975, 76
 Jackson, Lawrence Richard: 1912, 13, 14
 Jackson, Louis F.: 1923, 24, 25, 26
 Jackson, Robert F.: 1951, 52
 Jackson, Sir Thomas: 2012, 13, 15
 Jacobs, Jon: 2018, 19
 Jacobs, Mark E.: 1974, 75, 76
 Jacobs, Robert E.: 1954
 Jacobson, Joe Ford: 1922, 23
 Jacobson, Robert C.: 1902, 03
 Jacobson, Robert G.: 1969
 James, Patrick J.: 1989, 90
 James, Russell F. (Rusty): 1996, (97)
 Jan, Kyle D.: 1989, 90, 92
 Jankowski, Edward R.: 1992
 Jarrett, Shawn C.: 1992, 93
 Jean, Woody: 2020
 Jefferson, James M.: 1969
 Jefferson, Michael D.: 2003, 04, 05
 Jenkins, Alfred D.: 1983, 84, 85, 86
 Jenkins, Daniel: 2010, 11, 12, 13
 Jenkins, Frank: 1967, 68
 Jenkins, Ortege: 1997, 98, 99, 2000
 Jennings, Chris: 2006, 07
 Jensen, William J.: 1977, 78, 79, 80
 Jevic, David B.: 1980
 Jochum, Justin E.: 2001, 02
 John, Jalen: 2020, 21
 Johnson, Abraham: 1965, 66
 Johnson, Albert J.: 1936, 38
 Johnson, Anthony L.: 2004, 05, 06, (07)
 Johnson, Billy Ray: 1990, 91, 92, (93)
 Johnson, Clyde: 1945
 Johnson, Christopher J.: 2002, 03, 04
 Johnson, Cortez: 2011
Johnson, Dalton: 2022
 Johnson, Earl William: 1990
 Johnson, Eric T.: 1992, 93
 Johnson, Fred S.: 1942, 49
 Johnson, Harry B.: 1948
 Johnson, Issaiah: 2020, 21, 22
 Johnson, Jalen: 2019, 21
 Johnson, James E.: 1970, 71
 Johnson, Jason: 99, 2000, 01, (02)
 Johnson, Keshon: 1991, 92
 Johnson, Kirk: 2001, 02, 03, 04
 Johnson, Michael: 1998
 Johnson, Michael: 2005, (06)
 Johnson, Rashee: 1995, 97
 Johnson, Reggie A.: 1988, 89, 90
 Johnson, Robert: 1941, 42
 Johnson, Richard L.: 1965, 66
 Johnson, P.J.: 2018
 Johnson, Terrence: 2019
 Johnson, Tyrell: 2014, 15, 16, 17
 Johnson, Vance E.: 1981, 82, 83, 84
 Johnson, Warren L.: 1991
 Johnson, Zaharius N.: 1999, 2000, 01
 Joiner, Jamarye: 2019, 20, 21, 22
 Jolivet, Michael: 2000, 01, 02, 03
 Jones, Cayleb: 2014, 15
 Jones, Collins Ray: 1912, 13
 Jones, David M.: 1935 (manager)
 Jones, Dennis K.: 1970, 71
 Jones, Durrell J.: 1986, 87
 Jones, Edward Horton: 1901
 Jones, Jeffrey A.: 1983, 85
 Jones, John M., Jr.: 1965, 66, (67)
 Jones, Rafell O.: 1995, 96, 98, 99

Jones, Rolland R.: 1973
 Jones, Sean C.: 2002, 03, 04, 05
 Jones, Tellas: 2013, 14, 15, 16
 Jones, Valen: 2020
 Jones-Grigsby, Terris: 2013, 14
 Jones, Weldon R.: 1969
 Joppru, Jeremy Jay: 1998, 99
 Jordan, Jimmy P.: 1957
 Juarez, Edward C.: 1972, 73
 Julian, Barry S.: 1989, 90, 91, 92
 Julsing, Jack: 2009, 10
 Just, Jeremy L.: 1993
 Justice, Steve G.: 1983, 84, 85

K

Kaesman, Chris L.: 1979, 80, 81, 82
 Kaiser, John F.: 1982, 83
 Kalil, Frank: 1980, 81, 82
 Kasenetz, Jerrold: 1962 (manager)
 Kasprzyk, Paul Richard: 1985, 86, 87, 88
 Kastner, Leslie: 1949
 Katnik, Norman P.: 1978, 79
 Keasler, Billy Ray: 1957, 58
 Kearns, William: 1921 (trainer)
 Keel, Mark A.: 1981, 82
 Keel, C. Sean.: 1998, 2000, 01, 02
 Kelley, Joe N.: 1947, 48, 49
 Kelley, Kyle: 2013
 Kelley, Xavier: 2006, 07, 08, 09
 Kelly, Francis: 1923
 Kelly, Henry Mike: 1952
 Kelly, John R.: 1949, 50
 Kelly, Larry D.: 1932
 Kelly, Roy B.: 1948, 49
 Kelton, Frank Caleb: 1902, 03
 Kenley, Gary M.: 1961
 Kenny, John: 2016
 Kerley, Blake: 2006, 07, 08, 09
 Kern, Josh: 2013, 14, 15, (16)
 Kerr, Steven G.: 1961, 62, 63
 Kersting, Kerry P.: 1983
 Keyserling, Ethan: 2014
 Kiewel, Jeffrey C.: 1980, 81, 82
 Killingsworth, Tipton Waller: 1942
 Kilpatrick, Ryan: 2005
 Kimmey, William: 1954 (manager)
 Kindred, Randy: 1986, (87)
 King, Alex: 2015
 King, Kurt J.: 1995
 King, Richard H., Jr.: 1964, 65, (66)
 Kiniski, Eugene: 1951
 Kirchoff, Jay A.: 1991, 92
 Klahr, Gary: 1967, 69
 Klausen, Douglas J.: 1967, 69, 70
 Klumph, Dylan: 2018
 Klyche, Michael: 2006, 07
 Knapp, A. Bruce: 1931, 32
 Knez, Fred: 1942, 46, (47)
 Knight, Robert L.: 1949
 Knight, Webster (Wid): 1976
 Knott, David K.: 1961, 62, 63
 Knotts, Walter S.: 1960, 61
 Knowles, Khyri: 2010
 Knox, Charles McMeekan: 1985, 86
 Knox, Kenneth W.: 1934, 35, 36
 Knudsen, Chris J.: 1977, 79, 80, 81
 Koa, Henry: 1975, 77, 78
 Koch, F. Adrian: 1997, 98, 99, 00
 Koenig, Virgil: 1948
 Kolesar, Stephen: 1945
 Komorowski, Jan W.: 1966
 Kondora, Nicholas: 1951, 52, 53, 54
Kongaika, Jacob: 2022
 Kosinski, Alex: 2017
 Kosser, Tommy J.: 1961, 62
 Kotchou, Peter: 1956
 Kovalcheck, Richard: 2004, 05
 Kramer, Barry J.: 1979, 80
 Krogstad, Dane: 2004, 05, 06, 07
 Krohn, James: 1976, 77, 78, (79)
 Krohn, Jerry S.: 1979, 80
 Kriz, Richard A.: 1966, 68
 Kucy, Ed Paul: 2993
 Kuhel, Roland G.: 1951, 52, 53
 Kula, Bryan G.: 1998
 Kulpaca, Donald R.: 1956
 Kunitz, Don R.: 1962, 63, 64
 Kybartas, Edmund R.: 1978, 79

L

Laie, Donovan: 2018, 19, 20, 21
 Lamson, Mark: 1976
 Lang, Martin C.: 1953, 54, 55
Lane II, Sterling: 2022
Langi, Sam: 2022
 Lanne, Justin R.: 1967, 70
 Larsen, Robert: 1947, 48
 Larsen, Spencer L.: 2002, 05, (06), (07)
 LaShelle, Kirke: 1921, 22, 23, (24)
 LaTourette, Lyman Dalton: 1910, 11, 12
 LaTourette, Verne Gerald: 1914
 Laudermilk, David L.: 1999, 2000
 Lawrence, Leon, Jr.: 1971, 72, 73
 Lawrence, Kaige: 2015
 Lawrence, Maurice Larry: 1945
 Lawrence, Ted O.: 1962, 63, 64
 Lawton, Troy Lindell: 1984, 85
 Leary, Paul E.: 1930, 31
 Lee, Bruce D.: 1967, 68
 Lee, Jamal Monta: 1991, 92
 Lee, Olden C.: 1966, 67
 Lee, Robert E.: 1941
 Leek, Gene H.: 1955, 56, 57
 Lees, Carter: 2011
 Lefotu, Kiliona: 2002, 03, 04, 05
 Lehmann, Steve G.: 1971, 72, 73
 Leiber, Henry Edward: 1929, 30, 31
 Leister, William Theodore: 1937
 LeKander, Lawrence M.: 1958
 Lenahan, James: 1937
 Lent, J. Gordon: 1945
 Leon, Brandon: 2016, 17, 18
 Leonard, Malosi M.: 1998, 99, 2000, 01
 Lepper, Ivan J.: 1964
 Lesnik, Ivan K.: 1980, 81, 82, 83
 Lester, Walter Coyle: 1923
 Levasseur, Justin A.: 2001
 Leviege, Vernon Oliver: 1964, 65
 Levitre, Erick: 2004, 05, 06
 Levy, Aaron: 1923, 24 (trainer)
 Levy, Al: 1930 (manager)
 Levy, Charles: 1991, 92, 93
 Levy, Leon Fred: 1932, 33
 Lewis, Darryll L.: 1987, 88, 89, 90
 Lewis, Ernest P.: 1951, 52, (53), (54)
 Lewis, Gilbert E.: 1975, 76, 77
 Lewis, James T.: 1996, 98, 99
 Lewis, John F.: 1952
 Lewis, Josh: 2008
 Lewis, Roderick A.: 1990, 91, 92, 93
 Lewis, Sherman P., Jr.: 1985, 86, 88, 89
 Lewis, Sterling: 2008, 09
 Lewis, Willie S.: 1969, (70)
 Libman, Joseph A.: 1993
 Liggins, David E.: 1978, 79, 80
 Limon, Pedro: 2003, 04, 05
 Lindsey, Randolph L.: 1980
 Lines, Alex: 2021, 22
 Linstrom, Brian T.: 1969, 70, 71
 Lionberger, Talbot: 1933, 34
 Liston, Craig M.: 1966
 Littlefield, Marshall: 1942
 Livingston, Warren: 1957, 58, 59, 60
 Lockett, Danny K.: 1985, 86
 Lockhart, David Lamont: 1990, 91
 Lochner, James Edmund: 1946
 Loef, Paul T.: 1949
 Loew, Michael R.: 1988
 Lohmeier, Joseph M.: 1991, 92, 93, 94
 Lohse, L. Allen: 1938, 39, 40
 Long, John D.: 1961
 Longacre, Joe R.: 2005, 06, 07, 08
 Loop, Tyler: 2020, 21, 22
Luke, Rayshon: 2022
 Lopez, Anthony: 2012, 13, 14, 15
 Lopez, Brandon: 2005, 06, 07, 08
 Lopez, Christopher J.: 1991, 92, 93, 94
 Lopez, David: 2011
 Lopez, Roy: 2020
 Lotti, Wince P.: 1984, 85, 86, 87
 Love, Gary: 2000, 01, 02, (03)
 Love, Walter: 1932 (manager)
 Lovett, Lamar E.: 1991, 92, 93, 94
 Lovett, Lamont B.: 1990, 91, 92, 93
 Lovin, William H.: 1941, 46, 47
 Lowry, John G.: 1950, 51, 53
 Lucky, Michael Thomas.: 1995, 96, 97, 98
 Lueck, William M.: 1965, 66, 67

Luis, Franklin Alfred: 1912, 13, 14, 15
 Lukusa, Tshiyombu: 2018
 Luna, Brisi Alex: 1998, 99, 2000, 01
 Lunsford, Marc W.: 1974, 75, 76, 77
 Luppino, Arthur E.: 1953, 54, 55, (56)
 Lutgerding, Robert L.: 1911
 Lynch, Emzy Harvey: 1914, 15, 16, (19)
 Lynch, Thomas F.: 1986, 87

M

MacDonald, Donald: 1905
 MacKellar, Seth: 2019, 20, 21, 22
 MacKinnon, Donald B.: 1949
 Macklin, Rex N.: 1967, 68, 69
 Maddox, Richard O.: 1990, (92)
 Madeo, Michael L.: 1966
 Maffeo, James S.: 1913, 15, 16 (trainer)
 Magloire, Paul: 2015, 16
 Magnuson, Leif: 2021
 Maguire, Charles Joseph: 1941
 Mahoney, Chuck: 1994, 95
 Mahoney, Peter T.: 1977, 78, 79, 80
 Maiava, Abraham: 2018
 Maiava, Lene: 2012, 13, 14, 15
 Malaulu, George P.: 1989, 90, 91, (92)
Maldonado, Gunner: 2021, 22
 Maley, Dennis D.: 1967, 68
 Mallamo, John Joseph: 1941
 Malloy, Leonard Thomas: 1963, 64, (65)
 Malone, Jeffrey D.: 1996
 Malveaux, Kelly T. II: 1994, 95, 96, 97
 Mancuso, Wayne: 1953, 54
 Mangum, J. Karl: 1928, 29, 30
 Mann, Herbert Pinckney: 1935, 36, 37
 Mannelly, Michael R. K.: 1997
 Mannen, Alex R.: 1930, 31, 32
 Manno, Thomas A.: 1979, 80
 Mansfield, Eddie: 1931
 Mansfield, Monte: 1903
Manu, Jacob: 2022
 Manumaleuna, Brandon: 1997, 98, 99, 2000
 Manzo, Rudolph: 1919, 20, 21
 Marette, Nick: 1968
 Mariscal, Anthony: 2016, 18
 Markoff, Clay: 2021
 Marlar, Claude George: 1900
 Marlar, Lennox H.: 1927, 28
 Marlar, Thomas Owen: 1916, 17, 19, 20
 Marlar, William Edward: 1900, 01
 Marsh, Virgil Floyd: 1941, 42, (46)
 Marshall, Brandon: 2000, 01
 Marshall, Campbell A.: 1921
 Marshall, Stacey: 2020, 21
 Marshall, Thomas K.: 1899, 1900, 01
 Martin, Andrew Phillip: 1902, 03
 Martin, Freddie G.: 1950, 51
 Martin, Jason R.: 2002
 Martin, Raymond B.: 1956, 58
 Martinez, Javier A. III: 2002
 Mashack, Kwesi: 2015, 16, 17
 Mason, James Hammett: 1957, 58
 Mason, Trevon: 2019, 20, 21
 Mass, Steven A.: 1965
 Masterson, George W.: 1949
 Mataele, Stanley: 1985, 86
 Mather, Jack E.: 1939
 Matishak, John A.: 1966, 67, 68
 Matthews, Bobby L.: 1966
 Matthews, Jake: 2013, 14, 15, 16
 Matock, Robert G.: 1950, 51
 Matulis, Adolph John: 1940, 41
 Matyas, Keigh A.: 1956
 Matz, Anthony T.: 1958, 59, (60)
 Maxwell, Melvin D.: 1970, 72, 73
 May, Reed: 1976, 77, 78
 Mays, Isaiah: 2020
 McAlister, Christopher J.: 1996, 97, (98)
 McArdle, John E.: 1925, 26, 27, 29
 McCain, Murle M., Jr.: 1940, 41, (42)
 McCall, Brandyn: 2006
 McCall Jr., Jarvis: 2014, 15, 16, (17)
 McCall, Robert H.: 1970, 71, 72
 McCauley, Bruce J.: 1950, 51, 52
 McCauley, Josh: 2018, 19, 20, (21)
 McClanahan, R. Patrick: 1975
 McClellan, Harold A.: 1920, 21, 22
 McCluskey, Clarence Edward: 1954, 55
 McClure, Jay D.: 1970
 McCormick, Glenn B.: 1981, 82
 McCormick, Robert R.: 1958, 59, 60
 McCormick, William H.: 1953
 McCovy, Adrian: 2005, 06, 08
 McCoy, Bobby: 2006
 McCowan, Charles Robert: 1940, 41, 46
 McCrary, David Maurice: 1985
 McCray, Cai: 1995
 McCreary, Aaron Monroe: 1919
 McCreedy, Lew: 1949
 McCutcheon, Ian: 1995
 McDaniel, Jeremy Dwayne: 1996, 98
 McDonald, Douglas Gene: 1952, 53
 McDonald, Joseph A.: 1990
 McDonald, Mark T.: 1995, 97, 98, 99
 McDonald, Lowell Vernon: 1945, 46
 McElhannon, Gregory: 1980, 82
 McElroy, Cortney: 1991, 92
 McElroy, Dramayne: 2005
 McElroy, John E.: 1911
 McElwee, Ronald D.: 1966, 67
 McFadden, Marques Arthur: 1998, 99, 00
 McGill, Reggie R.: 1987, 88, 89, 90
 McGinnis, Donald R.: 1954
 McGowen, William Rose: 1915, 16, (17)
 McGuire, James D., Jr.: 1956
 McHone, Garon: 2006, 07
 McIntosh, Jay Angus: 1911, 12, (13)
 McKee, Charles E.: 1969, 70, 71
 McKee, Lawrence C., Jr.: 1969, 70, 71
 McKee, Scott C.: 1999, 2000, 01, 02
 McKinley, William J.: 1968, 69, (70)
 McKinney, John: 2003, 04, 05, 06
 McKinney, Kevin M.: (1987)
 McKnight, Jonathan: 2010, 12, 13, 14
McLachlan, Tanner: 2022
 McLaghlain, Steven J.: 1991, 92, 93, (94)
 McLemore, Chris: 1985, 86
McMillan, Tetairoa: 2022
 McMillan, Walter L.: 1920, 22
 McMullin, Donald J.: 1981
 McNeal, Branch P.: 1985, 86, 87
 McPeters, Kenneth: 1989, 90
 McPherson, Orville Scharff: 1913, 14, 15, 16
 McRae, Clarence: 2003, 04
 McRae, W. Lee: 1928
 McShane, James E.: 1940
 Means, Lamon: 2002, 03, 04, 05
 Meeker-Hackett, Jacob: 2020, 21
 Mejaski, Joe W.: 1942
 Melgren, Walter Give: 1904, 05
 Melkask, John S.: 1952, 53, 54, 55
 Melvin, Dwight: 2013
 Mendivil, Abraham: 2014, 15, 16
 Mendoza, Alex J. Jr.: 1945
 Mendoza, Alfred J.: 1970
 Mendoza, Fernando: 1970
Mercier, Jeremy: 2022
 Meredith, Paul O.: 1916
 Merrill, Christopher: 2010, 11, 12
 Merritt, George W.: 1913
 Merritt, Richard: 2019
 Merritt, Richard L.: 1909, 10, 11, (12), 13
 Metcalf, Lyell E.: 1956, 57
 Metcalf, Robert B.: 1902
 Mets, Richard Keith: 1932, 33
 Metzler, Michael R.: 1994, 95, 96
 Meyer, Archie Martin: 1916, 19, 20
 Meyer, Mike J.: 1979, 80
 Meyer, Richard Edmund: 1914, 15
 Middleton, Frank: 1995, 96
 Middleton, James Arthur: 1928, 29, 30
 Mihalopoulos, George: 1988
 Mikaele, Lolomana: 2007, 09, 10
 Miles, Vince: 2012
 Miller, DeAndre.: 2013, 15, 16, 17
 Miller, Duane: 1948
 Miller, Edward J.: 1950, 51
 Miller, Joshua H.: 1990, 92
 Miller, Leslie: 1933
 Miller, Raymond F.: 1914
 Miller, Terrence: 2009, 10, 11, (13)
 Miller, William S.: 1967, 68, 69
 Mills, Leo: 1999, 2000, 01
 Mince, Walter R.: 1959, 60, 61
 Mitchell, Earl: 2006, 07, 08, (09)
 Mitchell, James E.: 1968
 Mitre, Anthony: 1975
 Mitten, James Ralph: 1908, 09
Miranda, Roberto: 2022
 Mobley, Arnulf D.: 1988, 89
 Mobley, Willie: 2010, 12

Moe, Wendell: 2022

Molina, James Sixto: 2002, 03
Molina, Matthew C.: 2001, 02, 03
Montijho, Manuel, Jr.: 1904
Moody, Keith Denton: 1985, 86, 87
Moody, William Michael: 1966, 67, (68)
Moore, Howard L.: 1942
Moore, Kirke Tonner: 1900, 01, 02, 03
Moore, Roy Webb: 1902, 03, 04
Mordret, Gerald: 1963
Moret, Ray A.: 1981, 82

Morgan, Jordan: 2019, 20, 21, (22)

Morgan, RJ: 2015, 16
Moriarty, Richard A.: 1967, 68
Morin, Matt: 2015, 16
Morrison, Darryl L.: 1991, 92
Morrison, Robert S.: 1945, 46, 47, 48, 49
Morrison, Richard: 2010, 11, 12, 13
Morrison, Sammy: 2015, 17
Morse, Boyd M.: 1940, 41, (45)
Morse, Milton Bingham: 1926, 27
Moseley, Palmer S.: 1924, 25
Mosley, Michael W.: 1980
Mountcastle, Paul N.: 1923
Mourning, Derick: 2020
Muhammad, Bilal: 2010, 11
Mulitalo, Edwin Moliki: 1997, 98
Mullahey, William Michael: 1958
Mullen, George Hiram: 1902
Mullen, Joseph Burr: 1934, 35
Mulleneaux, Ned: 1929
Muller, John C.: 1972, 73
Mulvey, Edward Richard: 1923 (manager)
Munds, William Harold: 1910, 11
Murdock, David Nathaniel: 1932
Murphy, Brendan: 2012, 14
Murphy, Cedric: 1982, 83
Murphy, Dale: 1949
Murray, Brian M.: 1973, 74, 75
Myers, G. Roger: 1964, 65, 66
Myles, Charles R.: 1994, 95, 96, 97

N

Nadeau, Jeff: 1995, 97
Naegle, Johnny C.: 1968, 69, 70
Nash, Brandon R.: 1997, 98, 2000, (01)
Nash, Charles Stanley Jr.: 1998
Nash, Charles S.: 1975, 76
Naumetz, Rex L.: 1972, 73, (74)
Navarrete, Alfonso C.: 1962, 63, 64
Nave, Frederick G.: 1924
Neal, DaVonte: 2014, 15, 16
Neal, Mark T.: 1971, 72, (73)
Neely, Anthony W.: 1979, 81, 82
Negri, T. James: 1942
Nelson, Bryon: 1982, 83
Nelson, Cam: 2006, 07, 08, (09)
Nelson, Dearl G.: 1978, 79, 81
Nelson, Thomas D.: 1966, 67, (68)
Ness, Nate: 2007, (08)
Nettling, William K.: 1977, 78, 79, 80
Nemeth, William D.: 1966, (67)
Newtown, Raymond Austin: 1905
Nicholson, Everett V.: 1955
Nielsen, Walter Ring: 1936, 37, 38
Nies, John R.: 1988, 89
Nolan, Michael Earle: 1933, 34, 36
Norris, R. Scott: 1948, 49
Northcutt, Dennis L.: 1996, 97, 98, 99
Novell, Edward William: 1931
Novosel, Joseph M.: 1975
Nowotny, Raymond Alvin: 1937
Nunez, Luis O.: 2003
Nunley, Jamie: 2017, 18
Nwoko, Greg: 2009, 10

O

O'Conner, August Joseph: 1922, 23
O'Connor, James M.: 1972, (73)
O'Dowd, Jack Busch: 1930, 31, 32
O'Haco, Michael J.: 1941
O'Hara, Ryan: 2003
Ogunfiditimi, Olatide E.: 1989
Oldham, James R.: 1924
Oliver, Hubert: 1977, 78, 79, (80)
Oliver, Jimmy Lee: 1963, 66
Ollason, Lawrence: 1947 (manager)
Olney, William Thomas: 1899, 1900
O'Mahony, Michael F.: 1961, 62, 63
O'Neil, James T.: 1927 (manager)

O'Neill, Maurice Owen: 1912
Onwuasor, Patrick: 2012
Orem, Clarence Leslie: 1919
Orr, Neil H.: 1975, 76, 77, (78)
Ortiz, Robert Menard: 1948
Osborne, Charles W.: 1992, 93, 94, 95
Osborne, James Charles: 1961
Ostendorp, Kyle: 2019, 20, 21, 22
O'Sullivan, Joseph F.: 1973, 74, 75
Ott, Charles Hylar: 1938
Ott, Mani M.: 1991, 93, 94, 95
Overall, Billy G.: 1956, 57, 58
Owens, William G.: 1991
Owen, Mark J.: 1954, 55, 56

P

Pace, John D.: 1980, 81
Padron, Matthew T.: 2003
Palic, Christopher: 1997, 99, 2000
Palmer, Ronnie: 2005, 06, 07, (08)
Panas, Alexander P.: 1937
Pandy, Anthony: 2017, 18, 19, (20), (21)
Parada, John M.: 2002, 04
Parish, C.J.: 2009, 11
Parker, Barnes R.: 1941, 42
Parker, Barnes R.: 1966, 67
Parker, George Millard: (1999), 2000
Parker, Glenn A.: 1988, 89
Parker, Harry: 1936, 37
Parker, Henry Clay: 1901 (manager)
Parker, Jason: 2005, 06, 07
Parker, Jesse L.: 1977
Parker, Mike R.: 1989, 90
Parker, Rickey: 2005
Parks, Antonio: 2017, 18
Parks, William C.: 1973, 74, 75
Parks, Will: 2012, 13, 14, (15)
Parnell, Shawn A.: 1994, 95
Parrish, Gary: 1984, 85
Parten, Ty D.: 1989, 90, 91, (92)
Partridge, Bruce K.: 1968
Pascoe, Benjamin F. Jr.: 1900
Paske, Gary, B.: 1969
Patrick, Dominic: 2004, 05, 06, 07
Patten, Harold A.: 1926, 27, 28, 29
Patterson, Jason: 1993, 94
Patterson, Leslie: 2003
Payne, Greg Jr.: 1998, 99
Payton, Joseph J.: 1965, 66
Pazerski, James V.: 1963, 64, (66)
Peete, Willie, Jr.: 1956, 57, 58, 59
Peete, Willie III: 1981, 82
Peggs, Joseph G.: 1940, 41, 42
Pell, Jimmy R.: 1955
Penn, William Charles: 1945, 46, 47, 48
Penner, Douglas Mark: 1985, 86, 87, 88
Perkins, Glenn W.: 1979, 81, 82
Perkins, Joe: 2008, 09, 10
Perry, Daniel A.: 2000
Peru, Ramiro J.: 2001
Peter, John Wayne: 1985
Peterson, Cedric: 2016, 17, 18, 19
Peterson, Randall S.: 1968
Peterson, William R.: 1945, 46, 47, 48
Petropolis, Stanley: 1940, 41, 42
Petrosus, Joseph S.: 1970, 71, 72
Pettinato, Dan: 2011, 12, 13, (14)
Peyton, Matthew W.: 1993, 94, 95, 96
Pfaff, Douglas E.: 1988, 89
Pfersdorf, James S.: 1922
Phason, Wincent: 1972, 73, 74
Phegley, Gordon: 1972, 73
Philbin, Willie Joe: 1992
Philipp, Hans: 2008
Philipp, Paul Y.: 2003, 04, 05, 06
Phillips, Brandon J.: 2001, 02, 03, 04
Phillips, Charles D.: 1954
Phillips, Clayton: 1930
Phillips, Jay P.: 1990, 91, 92, (93)
Phillips, John E.: 1971, 72
Phillips, Nate: 2013, 14, 15, (16)
Phillips, Thomas A.: 1962, 63, 64
Pickett, Charles Edgerton: 1912
Pickett, Ernest Charles: 1902
Pickrell, William Watson: 1915 (manager)
Pieczenkowski, Marshall A.: 1959
Pierce, Alfred R.: 1980
Pierce, Antonio: 1999, 2000
Pihl, Mark A.: 1971
Piper, Harry W.: 1935, 36, 37

Piper, Marvin M.: 1913
Piper, Scott C.: 1973, 74, 75
Pistor, Arthur Lee: 1974, 75, 76, 77
Pittman, Caesar: 1970, 71, 72
Pittman, Corey A.: 1990, 91, 93
Pizula, Roy: 1947
Pinski, Francis X.: 1959
Plodinec, Tim A.: 1965
Plousha, Cullen E.: 1992, 94
Plummer, Will: 2020, 21
Podesta, Francis E.: 1930
Poindexter, Shawn: 2016, 17, 18
Polk, DaShon Lamor: 1995, 97, 98, 99
Pollack, Josh: 2016, 17, 18
Pollard, Arthur: 1946
Pollard, Edward J.: 1961, 62
Pollard, Leonard: 1928
Polley, Alan K.: 1955, 56, (57)
Poole, Gregory M.: 1971, 72
Porter, William Asa: 1914, (15)
Porter, Carter C.: 1915, 16, 17
Portilla, Jose C.: 1996, 97
Poumele, Pulu T.: 1990, 91, 93, 94
Powers II, Howard J.: 1987, 88, 89, 90
Prasuhn, Jonathan R.: 1993, 95
Pratt, Michael P.: 1945, 46 (manager)
Preininger, Clair B.: 1935, 36
Preston, Gregory C.: 1973, 74, 75, 76
Prichard, Douglass A.: 1988
Prickett, William D.: 1991
Prickett, Lance L.: 1971
Prince, Richard C.: 1968
Prior, Joseph L.: 1984, 85, 86
Prisco, Aaron: 1986
Proietti, Donald: 1973, 74
Prysock, Ephesians: 2022
Puett, Ott M.: 1922
Putton, Chris: 2010, 11, 12, 13

Q

Quihuis, Charlie G.: 1973
Quinn, Kyle: 2009, 10, 11, (12)
Quinn, Thomas D.: 1988, 89, 90

R

Raetzman, Charles G.: 1958, 59
Raine, William C.: 1975, 76
Raine, Derrick: 2010, 11, 12, 13
Ramsey, Louis A.: 1967, 68
Ramsey, Robert: 2002
Ramseyer, John A.: 1980
Randall, Delbert: 1938, 39
Randall, Jerrard: 2014, 15
Randolph, David P.: 1974, 75
Rattay, John M.: 2001
Ray, John L.: 1967, 68
Recktenwald, Bart T.: 1988
Redd, John C.: 1936
Redfern, Milton L.: 1967, 68
Redhair, Jack I.: 1956, 57
Redman, William P.: 1980, 81, 82, 83
Reed, Brooks: 2007, 08, 09, (10)
Reed, D'Aundre: 2007, 08, 09, 10
Reed, Malik: 2021
Reed, Marc A.: 1966, 67
Reese, Joe: 2008
Reese, Terrell: 2007
Reeves, Craig W.: 1987
Reeves, Roloff Wright: 1917
Regenovich, Mike: 1941
Rehberg, Michael: 1964
Reid III, Thomas: 2017, 18, 19, 20, (21)
Reimer, Chris Joshua: 1998
Reinhardt, Nick: 2015, 16, 18
Reiter, Donald: 2017, 19
Relford, Lance: 2000, 01, 02, 03
Renaud, Charles Louis: 1917
Renaud, Ernest James: 1913, 14, 15
Renner, John Arthur: 1959, 60, 61
Reynolds, Donald W.: 1968, 69, 70
Reynolds Richard Walter: 1946
Reynolds, William Graham: 1900
Rhinehart, William: 1946, 47, 48 (man.)
Rhodes, Matthew: 1998
Rice, Thomas Briggs: 1908, (09)
Rich, LaChaux M.: 1994, 95, 97, 98
Richards, David C.: 1950, 51, 52
Richards, David: 2012, 13, 14, 15
Richards, Matt: 2005, 06
Richardson, Harold C.: 1946, 47, 48, 49

Richardson, Shaquille: 2010, 11, 12, 13
Richmond, Charles P.: 1899 (manager)
Richmond, Lincoln A.: 1946
Ridgway, George Richard Jr.: 1954
Rigg, Ralph Lee: 1910, 11
Riggelman, Drew: 2013, 14, 15
Riggs, John D.: 1929
Rinehart, Jeffrey A.: 1985, 86, 87
Rivenburg, Roy Pelton: 1947, 48, (49)
Robbins, Randy: 1980, 81, 82, 83
Roberson, George B.: 1908
Roberts, David: 2008, 09, 10, 11
Roberts, Jerry: 2021, 22
Robertson, Robert L.: 1978
Robertson, Michael Alan: 1998, 99
Robinson, Brehman H.: 1932, 33, (34)
Robinson, Drew: 2011, 12
Robinson, James Newton: 1899, 1900
Robinson, Mike: 1979, 80
Robinson, Paul H.: 1967
Rocker Jr., Stevie: 2021
Rockwell, Guy Lionel: 1899
Rodgers, Sanford L.: 1965, 66
Rodriguez, Gerrold: 2005
Rodriguez, Mario: 1993, 94
Rodriguez, Rhett: 2017, 18, 19, 20
Rodriguez, Ruben Angel: 1985, 86
Rodriquez, Ted Jr.: 1997, 98
Rogers, Andy: 1933, 34
Rogers, George Wendell: 1935, 36, 37
Rogers, Regan Crist: 1998
Rogge, Harry E. Jr.: 1948
Rogge, Laurence E.: 1966, 67, 68
Roland-Wallace, Christian: 2019, 20, 21, 22
Roland, Robert E.: 1990, (91)
Roletti, Charles John: 1907, 09, (10), 11
Rolfe, Clifton Howard: 1909, 10, (11)
Romero, James Vincent: 1998
Romero, Jose: 2014, 15
Romero, Lionel R.: 1956, 57
Roney, David M.: 1988, 89
Roper, Gerald M.: 1981
Rose, Frank Winfred: 1905
Rosenberg, Leo M.: 1902, (03)
Ross, Chad C.: 1991, 92, 93
Ross, Clarence: 1937, 39
Ross, Devin: 2006, 07, 08, 09
Ross, Samuel A.: 1989, 90
Ross, Shelton S.: 1999, 2000, 01
Rothery, Douglas E.: 1968, 69
Rubel, John Pierpont: 1946, 47
Rudolph, Martin J.: 1984, 85, 86
Ruman, Bernard: 1942
Ruman, Raymond Paul: 1946, 47
Ruman, Robert P.: 1940, 41, 42
Rumic, Andrew J.: 1955
Runk, Carl A.: 1960, 61
Rush, Richard L.: 1955
Russell, Dan C.: 1949
Russell, Paul: 1989, 90
Russell, Ross M.: 1899, 1900, 01, 03
Russell, Timothy: 1988, 90, 91
Rutherford, Isaiah: 2021, 22
Ruthrauff, John M.: 1904, (05), 08
Rutkowski, Phillip T.: 1951, 52, 53
Rutt, Brandon: 2015, 16, 17
Ryan, Daniel J.: 1967
Ryan, Patrick W.: 1955

S

Sachen, Joseph: 1934, 35, 36
Safraneck, Darren: 1999, 2000, 01, 02
Sagar, Kenneth F.: 1929, 30
Salave'a, Joe F.: 1994, 95, (96), 97
Salony, Eilliam J.: 1962, 63
Salmon, John Byrd: 1924, 25
Salum, Donald G.: 1988, 89
Sampay, Reggie: 2000, 01, 02, (03)
Sample, Clarence M.: 1930, 32, (33)
Samuels, Justin: 2013
Sancet, Frank: 1929
Sanders, Brandon C.: 1992, 93, 94, (95)
Sanders, Scott R.: 1993, 94, 95, 96
Sanders, Yamen: 2013, 14
Sanguinetti, John R.: 1974, 75, 76, 77
Santa Cruz, Fernando: 1962
Sarnoski, Kenneth P.: 1966, 67, 68
Sapp, Errol A.: 1989
Sather, Tom: 1973
Savaiinaea, Jonah: 2022

Savea, Manuia J.: 1998, 99
Savea, Tiaoaali: 2022
 Schaefer, Ernest P.: 1945
 Scelzi, Jerry J.: 1964, 65
 Schildmeyer, Frederick: 1954
 Schiller, Craig S.: 1982, 83
 Schlueter, Charles D.: 1967, 68
 Schmid, Robert R.: 1937
 Schmidt, Paul S.: 1974, 75
 Schmidtko, Kevin M.: 1994, 95, 96, 97
 Schock, Dean: 1975, 76, 77
 Schooler, Colin: 2017, 18, 19
 Schramm, John: 1976, 77, 78
 Schuh, Frederick Jr.: 1952, 53, 54
 Schuldt, John F.: 1973, 75
 Schultz, Chris: 1979, 80, 81, 82
 Schwager, Adam R.: 1961, 63 (manager)
 Schwartz, Adam G.: 1997
 Scott, Alfred: 1982
 Scott, Gaius: 2002
 Scott, James W.: 1965, 66, (67)
 Scott, Matt: 2008, 09, 10, (12)
 Scott, Thoman Marvin: 1947
 Scott, Yusuf J.: 1996, 97, 98
 Scurlock, Michael L.: 1991, 92, 93, 94
 Scow, Oliver: 1901, 02, 03, 04
 Scroggins, Jesse: 2014
 Seaman, Bryce E.: 1921
 Seedborg, Harold N.: 1939
 Seeley, George Wesley: 1914, 15
 Segal, William R.: 1974, 75, 76, 78
 Seidel, Gus A.: 1929, 30, 31
 Settlemeyer, George: 1955 (manager)
 Shackelford, Ray K.: 1959, 60
 Shafton, Robert: 1949, 50 (manager)
 Shanahan, Tim: 1986, 87, 88
 Shand, Paris: 2020, 21, 22
 Shannon, Michael P.: 1972, 73, 74
 Shapiro, Gregg D.: 1990
 Shapiro, Joshua: 1995
 Sharp, L.: 1923
 Shaw, Gary L.: 1979, 80, 81
 Sheedy, Timothy C.: 1968, 69, 70
 Sheehan, Eric: 2006
 Shelton, Michael: 2005, 06
 Shepard, Gary: 2003
 Sherman, James T.: 1968, 69, 70
 Sherman, Zeonte D.: 2003, 04
 Sherwood, Ted: 1967, 68, 69
 Shields, Dennis A.: 1970, 71, 72
 Shields, Paul L. Jr.: 1997, 98
 Shiftlet, Marshall P.: 1924, 25, 26
 Shillings, Floyd V.: 1950
 Short, Rhedi: 2020, 21
 Shuford, Louis M.: 1971, 72
 Siaumau-Sanita, Eddie: 2020
 Sicilan, Robert J.: 1970
 Sidebotham, William M.: 1919 (manager)
 Silas, Sherrill D.: 1951
 Simmons, Aaron J.: 2007, 08, 09, 10
 Simondi, Louis: 1933, 34, 35
 Simpson, Anthony: 2021, 22
 Sims, Randy W.: 2004, 05
 Sine, Eddie E.: 1955, 56
 Singer, Bernard: 1941
 Singer, Dorian: 2021, 22
 Singfield, Antoine: 2003
 Singleton, Chris: 1986, 87, 88, 89
 Singleton, James T.: 1961, 62, 63
 Singleton, Kevin: 1986, 87, 88, (90)
 Sintay, Henry W.: 1970, 71
 Siofele, Joseph S.: 2000, 01, 02, 03
 Skilling, William Emil: 1934
 Skowron, Casey: 2014, (15)
 Slack, Ryan: 2001, 02
 Slater, Gary W.: 1956, 57
 Slavin, Tyler: 2011, 12
 Slonaker, Alter Louis: 1917, 19, (20), 21
 Smetana, William J.: 1941, 47, 48
 Smigiel, Joseph M.: 1992, 93, 94
 Smiland, Bronko M.: 1936, 37, 38
 Smith, Adonis: 2014
 Smith, Anthony: 1989
 Smith, Bertram Louis: 1900, 01
 Smith, Brian: 1985
 Smith, Christopher F.: 1975, 77, 78, 79
 Smith, Dante: 2020, 21
 Smith, Darrius "Bam": 2019, 21
 Smith, Jake K.: 2013
 Smith, John Elliott: 1946, 47, 48

Smith, Keith Alfred: 1996, 97, 98, 99
 Smith, Larry D.: 1982, 83
 Smith, Marcus E.: 2002, 03, 04, 06
 Smith, Melvin E.: 1985, 87, 88
 Smith, Mikal L.: 1995, 96
 Smith, Richmond Shaw: 1919, 20, 21
 Smith, Stanford George: 1935, 36
 Smith, Turner Church: 1913, (14), 15
 Smith, Vincent R.: 1990, 91, 92
 Smith, Wallace Burton: 1933, 35, 36
 Smith, Warner M.: 1991, 92, 93, (94)
 Smith, William C.: 1923, 24, 25, 26
 Smith, William E.: 1954, 55
 Smith, Xavier: 2006, 07, 08
 Smothers, Antonio: 2014, 15
 Smull, John William: 1959, 60, 61
 Snoddy, C. Calvert, Jr.: 1938, 39, 40
 Solomon, Anu: 2014, 15, 16
 Solomon, Anthony: 2022
 Solomon, Darrell D.: 1977, 78
 Sorenson, George: 1926, 27, 28
 Sowders, Steven A.: 1967
 Spaulding, George F.: 1910
 Spilsbury, Max R.: 1946, 47, 48, (49)
 Springs, Samari: 2019
 Springston, Ryan C.: 1997, 98
 Sprotte, J. W. (Jimmy): 1994, 95, 96, (97)
 Sprotte, W. (Scooter): 1995, 96, 98, 99
 Spurgeon, Trent: 2011
 Stafford, Edward S.: 1899, 1900, 01, 02
 Stagg, Matt: 2016
 Stamer, Paul L.: 1991, 92, 93, 94
 Stanton, Allan J.: 1950, 51, 52
 Stanton, Henry R.: 1939, 40, 41
 Starkey, Craig W.: 1960, 61, 62
 Stauffer, Howard S.: 1958 (manager)
 Steed, John F.: 1917 (trainer)
 Steele, Warren: 1945
 Stefanski Jr., Matthew: 2020, 21
 Steger, John Frederick: 1936, 37, 38
 Stephens, Roy A.: 1949
 Steptoe, Syndric: 2003, 04, 05, (06)
 Stern, Gilbert R.: 1953
 Stetz, Chris: 1992
 Stevens, John W.: 1926 (manager)
 Stevenson, Brian: 1977
 Stevenson, Nelson K.: 1945
 Stevenson, Ricky A.: 1968, 69
 Stevenson, Walter H.: 1927
 Stewart, Derrick A.: 1994, 95
 Stewart, Harry Alexander: 1919
 Stewart, Jesse Hobson: 1903
 Stewart, Odel L.: 1988
 Stine, Eric R.: 1978
 Stivers, Ronald M.: 1981, 82
 Stofft, Frederick R.: 1925, 26, 27, 28
 Storch, Surt Eric: 1950, 51, 52
 Stovall, William T.: 1954, 55
 Straw, Ken Joe: 1975, 76, 77
 Streeter, Mark A.: 1978, 79
 Streets, Robert B. Jr.: 1949 (manager)
 Streidnig, Michael: 1988, 89, 90
 Strickling, Mark C.: 1992, 93
 Strong, Isaiah: 2016
 Stukes, Treydan: 2020, 21, 22
 Stump, Gerald J.: 1969, 71
 Suarez, Benito G.: 1899, 2000, 01, 02, 03
 Sulivan, James Daniel: 1912
 Sullivan, Quinn: 2019, 20
 Sulunga, Nahe: 2020, 21
 Svob, Robert Stanley: 1938, 39, 40
 Swanson, Grant M.: 1974, 75
 Sweet, Alvin Jay: 1921, 22
 Sweeting, Ted G.: 1962, 64
 Swick-Vialo, Mitchell: 1925, 26, 27, 29
 Swift, Samuel E.: 1939
 Szlauko, Michael J.: 1994, 95, 96, 97

T

Tackett, Wrinfred Clyde II: 1947, 48
 Tafoya, Joseph P.: 1997, 98, 99, 00
 Tafua, Steve: 1996
 Tagalao, Freddie: 2015, 16
 Tagoi, Mu Maafala: 1991, 92, 93, 94
 Tapusoa, Myles: 2019, 20
 Tate, Dennis: 1977
 Tate, James, Jr.: 1957
 Tate, Joseph Mclane: 1904
 Tate, Khalil: 2016, 17, 18, 19
 Tatum, Brandon: 2005, 07

Tatum III, Leevel: 2021
 Taula, Kirifi: 2011, 12, 13
 Taylor, Cary E.: 1992, 93, 94, 95
 Taylor, Edgar A.: 1940, 41
 Taylor, Elliot: 2012
 Taylor, Gary E.: 1993, 94, 95, 96
Taylor, Isaiah: 2022
 Taylor, J.J.: 2016, 17, 18, 19
 Taylor, Richard M.: 1940
 Taylor, Timothy D.: 2003
 Taylor, William Henry Jr.: 1911
 Teilborg, Andrew: 1988
 Temple, Robert Aitchison: 1937, 39
 Terrell, Damon: 1994
 Terrell, Ransom L.: 1971, 72, (73)
 Terrell, Steven K.: 1972
 Tevis, Jared: 2011, 12, 13, (14)
 Tewksbury, Raymond W.: 1930
 Tharpe Jr., Larry: 2016, 17
 Thomas, Aaron J.: 1988
 Thomas, Anthony D.: 1997, 98, 2000, (01)
 Thomas, Charles Emerson: 1903
 Thomas, Mike: 2005, 06, 07, (08)
 Thomas, Robert Russell: 1920, 22, 23
 Thomas, Timothy: 1993, 94, 95
 Thompson, Clifton Jerry: 1965, 66, 67
 Thompson, Robert Lee: 1960, 61
 Thompson, Todd A.: 1996
 Thompson, Tony: 2000
 Thompson, Young A.: 1999, 2000, 01, 02
 Thomson, Eric A.: 1980
 Thorpe, Clarence D.: 1911
 Thorpe, Cloff E.: 1982, 83, 84, 85
 Thurman, D'Andrea: 2000, 01, 02
 Tilford, Nathan: 2017, 18, 19, 20
 Tijerina, George: 1967
 Tillman, Dolphin E.: 1996, 97, 98, 99
 Tintensor, Allen Earle: 1937, 38
 Tofflemire, Joe S.: 1985, 86, 87, (88)
 Tofflemire, Paul C.: 1988, 89, 90, 91
 Tognett, Omero Al: 1956
 Tollefson, Eric J.: 1967
 Tomerlin, Jacob: 2005
 Tomlin, Horald A.: 1959, 60
 Tompkins, Kim L.: 1968, 69, 70
 Tonz, John J.: 1950, 51, 52
 Toon, Robert C. Jr.: 1976, 74, 75
 Torrey, Andre: 2003, (04)
 Towne, Alfred: 1929 (manager)
 Townsend, Harold E.: 1960, 61
 Traw, Ronald: 1985
 Treadwell, Michael C.: 1969, 70, 71
 Treadwell, Stuart Ellsworth: 1930
 Tretheway, James: 2007, 08
 Triboulet, Charles S.: 1931 (manager)
 Troutman, Roy Robert: 1912
 Tucker, Gustave E.: 1979
 Tucker, Jimmy E.: 1989, 90
 Tucker, Samuel: 1935, 36
 Tucker, William F.: 1953, 56
 Tuihalamaka, Apaia: 2008, 09
 Tuihalamaka, Vuna: 2008, 09
 Tuihalamaka, Sione: 2010, 11, 12, (13)
 Tuinei, Vaega Van: 1995, 96
 Tuipulotu, Kaniela: 2007, 08
 Tuitama, Willie: 2005, 06, (07), (08)
 Tuitavuki, Carl F.: 2002, 03
 Tunnicliffe, Tom R.: 1980, 81, 82, 83
 Turituri, Derrick: 2013, 14
 Turley, Ryan: 1996, 97
 Turner, Greg P.: 1981, 82, 83, 84
 Turner, Jaxen: 2019, 20, 21, 22
 Turner, Johnathan: 2005, 06, 07
 Turner, Mike: 2007, 09, 10
 Turner, Terrell: 2006, 07, 08, (09)
 Tushaus, Blair: 2014
 Tutogi, Taimi: 2009, 10, 11, 12
 Turvey, Harry Ellsworth: 1914, 15, 16
 Tyler, Tre: 2015
 Tyson, John H.: 1971

U

Ugwu, Chima: 1996, 98
Uhrich, Will: 2022
Uiagalelei, Ta'ita'i
 Uku, Austin M.: 1999, 2000, 01
 Ulloa, Chacho: 2016, 18, 19
 Ullom, Burle W.: 1950, 51
 Umphress, Robert L.: 1952
 Underhill, Howard L. Talcott: 1910, 11, 12

Underwood, Dennis L.: 1958, 60, 61
 Underwood, Norman G.: 1953 (manager)
 Upchurch, James T.: 1972, 73, 74
 Uptshaw, Christian: 2012
 Upton, William J.: 1923, 24
 Urness, Harold Edward: 1958, 59, 60
 Usman, Mohammed: 2010, 11
 Usu, Ega: 1998, 99
 Usu, Tevete: 1995, 97
 Utu, McCann L.: 1990, 91

V

Vagoni, John G.: 1952, 54
 Vail, Hervert P.: 1940, 41, 42
 Valder, Jeffrey W.: 1986
 Valenzuela, Mark: 1976, 77, 78 (manager)
 Valentine, Juan A.: 2002
 Vance, Calvert Lee: 1916, 17 (manager)
 Van Dusen, Rovert E.: 1922, 23
 Van Hooser, John S.: 1952
 Vargas, Orlando: 2008, 09
 Varner, Harry Howard Jr.: 1946, 47, (48)
 Vasquez, D.J.: 1998, 99
 Vassallo, Paul: 2010, (11)
 Vassar, Charles Q.: 1950, 51 (manager)
 Vaughn, Carrington: 2016
 Vaughn, Terrance R.: 1990, 91, 92, 93
 Veal, Devin: 2008
 Veal, Ronald R.: 1987, 88, 89, 90
 Vega, Sergio V.: 1980, 81
 Ventrigila, James J.: 1969, 70, 71
 Verbalaitis, Victor Hugh: 1983, 84, 86, 87
 Verfurth, Ralph Ryan: 1917
 Vesling, Craig: 1982, 83, 84, 85
 Vickers, Elmer Francis, Jr.: 1933, 35, 36
 Vickers, Ryan: 1985, 86
 Vorscheck, John P.: 2001, 02
 Vose, Hamilton III: 1954, 55

W

Wacholz, Bill: 2006, 07
 Wade, Marcel R.: 1989, 90, 91, 92
 Wade, Robert L.: 1999, 2000, 01, (02)
 Wade, Trevin: 2008, 09, 10, (11)
 Wakefield, Melvin F.: 1941
 Walczak, Mark C.: 1982, 83, 84, 85
 Waldrop, Robert F.: 1990, 91, 92, 93
 Walker, Bruce E.: 1972, 73
 Walker, Daniel R.: 1977, 78
 Walker, Frank S.: 1925 (manager)
 Walker, Willie: 1994, 95, 96
 Walker, Willis Lester: 1939
 Wallace, Antonio: 2017
 Wallace, Darnell J.: 1977
 Wallace, Jackie: 1970, 71, 72
 Wallace, James E.: 1971, 72
 Wallace, Jarius: 2017, 18, 19, 20
 Wallace, Roy Oliver: 1933, 34, 35
 Wallendorf, Don: 1951
 Walton, Levi: 2016, 17
 Ward, Jowyn: 2008, 09, 11, 12
 Ward, Kevin M.: 1979, 80, 81, 82
 Ware, Reginald D.: 1978, 79, 80
 Warford, Ralph Elmo: 1934, 35, 36
 Wargo, Paul G. Jr.: 1966
 Warner, James E.: 1987, 88, 89
Warnell Jr., DJ: 2022
 Warren, Brian V.: 1982, 83
 Warren, Clinton: 1927, 28, 29
 Warren, Paul B.: 1969
 Warren, Richard M.: 1989, (90)
 Wartman, Charles H.: 1923
 Washington, Alonzo: 1987, 88
 Washington, Justin: 2010, 11, 12, 13
 Wasko, Robert: 1995, 96
 Watkins, Clyde: 1936, 37, 38
 Watley, Mark II: 2010, 12
 Watson, David J.: 1995, 96
 Watson, Kwabena: 2020
 Watters, Robert L.: 1988
 Webb, Charles R.: 1984, 85, 86, (87)
 Weber, Brett P.: 1980, 81
 Webre, Alcide N.: 1953, 54
 Weiler, Carl E.: 1951, 52, 53
 Weinstein, Bernard: 1945
 Wellman, Glenn R.: 1983
 Wells, Dana C. Jr.: 1985, 86, 87, 88
 Wells, Raymond E.: 2001, 02
 Wendler, James M.: 1997, 98, 99
 Werlinger, Zach: 2016

West, Kenneth Dale: 1960
 Westgard, Carl C.: 1931, 32
 Wetencamp, Paul F.: 1913 (manager)
 Wharton, Garic: 2011, 12, 13
 Whittaker, Jace: 2015, 16, 17, 19
 White, Dan Jerome: 1993, 94, (95)
 White, Edward Willard: 1904
 White, John Carroll: 1929, 30
 White, Lou V.: 1962, 63, 64
 White, Marshall: 1967
 White, Robert G.: 1970, 71, 72
 White, Roy M.: 1930
 White, Ruben J.: 1965, 68
 Whiteside, William Hershel: 1900
 Whitfield, Ashland O.: 1970
 Whitlow, Robert E.: 1956, 57
 Whitmore, Dale N. Jr.: 1996, 97
 Whitton, Jeffrey M.: 1976, 77, 78, 79
 Wiggins, Bruce H. III: 1997, 98, 99, 2000
 Wigley, Roy Clark: 1936, 37, 38
 Wilborn, Kylan: 2017, 18, 19
 Wilcox, Anthony: 2008, 10
 Wild, Donald R.: 1959, 60
 Wilde, Trevor: 1999, 2000
 Wiley, Labarron: 1978
Wiley, Michael: 2019, 20, 21, 22
 Wiley, Ross Lynden: 1920, 21
 Wiley, Robert: 1976
 Wilky, Leslie Guy: 1909, 11, 12
 Willet, Sean: 2012
 Willett, James M.: 1964, 65
 Williams, Armon A.: 1993, 94, 95, (96)
 Williams, Carlos D.: 2001, 02, 03, (04)
Williams, DJ: 2022
 Williams, Larry Dean: 1958, 59, 60, 61
 Williams, Ricky R. Jr.: 2002, 03, 04
 Williams, Rodney A.: 1995, 96, (97)
 Williams, Rousell: 1972, 73, 74
 Williams, William H.: 1958, 59, 60, 61
 Williams, Zach: 2019, 20, 21
 Williamson, William Roy: 1908, 09
 Willrodt, Joey: 2002
 Wilson, Edward A.: 1959, 60, (61)
 Wilson, Nick: 2014, 15, 16, (17)
 Wilson, Phillip W.: 1962, 63
 Wilson, Shane: 2013
 Wilson, William Wade: 1947, 49
 Wilson Jr., Dion: 2020, 21, 22
 Wimberly, Edward P.: 1962, 63, 64
 Windisch, Robert C.: 1973, 74, 75
 Wingate, Anthony J.: 2002, 03, 04
 Wisz, Thomas J.: 1970, 71
 Witten, Oliver Byrd: 1921, 22
 Wnek, Elliott James: 1998, 99, 2000, 01
 Wofford, Walter William: 1919, 20, (21)
 Wolfe, Bobby: 2019
 Wolfe, Stephen M.: 1968, 69
 Wolgast, Edward Lee: 1945, 47, 48, 49, (50)
 Wolma, Bryce: 2017, 18, 19, (20), 21
 Wood, Brad: 2004, 05, 06
 Wood, Brent W.: 1983, 84, 85, 86
 Wood, Carter: 2013, 14
 Wood, David W.: 1981, 82, 83, 84
 Wood, Earl Francis: 1917
 Wood, Trevor: 2014, 16, 17
 Woodall, John W.: 1963, 64
 Woodburn, Thomas O.: 1948, 49
 Wooddell, Charles E.: 1902, 03, 04, 05
 Wooddell, DeLeslie James: 1909
 Woodford, Michael: 1980, 81
 Woods, Alex Robert: 1986, 88
 Woods, Sidney Sterling: 1936, 37
 Woodward, Gregory E.: 1968, 69, 70
 Worcester, S. Jarvie: 1999, 2000, 01, (02)
 Worthy, Jeff: 2014, 15
 Wozniak, Johnnye J.: 1979
 Wray, Spencer: 1993, 94
 Wright, Christopher H.: 1987, 88, 89
 Wright, Claudius L.: 1993, 94
 Wright, Ma'jon: 2020
 Wright, Roy James: 1986
 Wright III, Scooby: 2013, 14, 15
 Wright, William 'Bug': 2008, 09, 10
 Wuertz, Verne Jr.: 1945, 46, 47
 Wunderli, Brian K.: 1976, 77, 78
 Wyatt, Wayne: 1995, 96
 Wynne, John Davis: 1934, 35, 36

Y

Yarger, Thomas L.: 1960
 Yates, Victor: 2010
 Yeager, William Michael: 1958, 59
 Yena, Larry L.: 1975, 76
 Young, Christian: 2018, 19, 20, 21, 22
 Young, Jaydin: 2020, 21, 22
 Young, Joseph A.: 1956, 57
 Young, R.J.: 2009, 10
 Young, Ralph Crawford: 1912 (manager)
 Young, Scottie: 2017, 18, 19
 Young, Tony J.: 1979
 Young, Troy: 2017, 18, 19
 Yovonovitz, John: 1941

Z

Zarrillo, Paul F.: 1975
 Zebas, Joseph M.: 1992
 Zech, Patrick A.: 1974, 75
 Zellers, Parker: 2014, 15, 16, 17
 Zeman, Gerald A.: 1961, 62, (63)
 Zendejas, Alex: 2008, 09, 10, 11
 Zendejas, Max J.: 1982, 83, 84, 85
 Ziemer, Walter A.: 1950, 51
 Zink, Shane: 2012
 Zion, Daniel L.: 1958
 Zivic, William Jr.: 1978, 79
 Zuckerman, Ken: 1986

Arizona Sports Hall of Fame

Former footballs players, coaches, staff and administrators
(Listed in order of years played or worked for program)

Name	Sports, Role	Years Participated/On Staff
Burrell R. Hatcher	FB, BASE, T&F, BSK, TEN	1907-1908
Orville Scarff "Speedy" McPherson	FB	1913-1916
W. Asa Porter	FB, BASE, BSK, TEN, T&F	1914-1916
Alter Louis Slonaker	FB, BSK, BASE	1917-1922, 1922-1947
Harold A. "Nosey" McClellan	FB	1920-1922
John Bryd "Button" Salmon	FB, BASE	1924-1926
Martin Gentry	FB	1925-1928
Rollin T. Gridley	FB, BSK	1925-1927
Harold "Porque" Patten	FB, BSK, T&F	1926-1930
Bill Hargis	FB, T&F, BSK	1928-1931
James Elliott Dunseath	FB	1929-1931
Henry E. "Hank" Leiber	FB, BSK, BASE	1929-1931
Clarence "Bud" Sample	FB, T&F	1930-1933
Jason "Red" Greer	FB, BASE	1931-1934
Leon Fred Levy	FB	1932-1934
Teddy Bland	FB, BASE	1933-1935
Ronald C. Henderson	FB, BASE, BSK, T&F	1933-1936
Elmer F. "Butch" Vickers, Jr.	FB, BSK, BASE	1933-1936
Michael Earl Nolan	FB, T&F, BOX	1933-1936, 1951-1955
Gerald A. "Tex" Oliver	FB Coach, T&F Coach	1933-1937, 1933-1936
Sidney Sterling Woods	FB	1935-1937
Herbert Mann	FB	1935-1938
Bronko M. Smiland	FB	1936-1938
Tom C. Greenfield	FB, BSK	1936-1938, 1937-1938
Walter R. Nielson	FB, T&F	1937-1939
John Black	FB, BSK Coach	1938-1940, 1939-1941, 1941, 1946-1947
Robert Svob	FB, ADMIN	1938-1940, 1941-1983
Henry R. Stanton	FB, BASE	1940-1941
Robert P. Ruman	FB, BSK, BASE	1940-1942, 1941-1943, 1942-1943, 1947
Thomas "Shanty" Hogan	FB, BASE, Coach, Educator	1941-1942, 1946-1947, 1942, 1946-1948
Edward Wolgast	FB	1945, 1947-1950
Fred W. Enke	FB, BSK, BASE	1946-1948
Fred Batiste	FB, T&F	1949
Ken Cardella	FB	1950-1953
James D. Donarski	FB	1951-1953
Art Luppino	FB	1953-1956
Paul Hatcher	FB, T&F	1954-1956
Ed Brown	FB, T&F	1954-1958
Marty Hurd	FB & BASE	1956-1958
Warren Livingston	FB, T&F	1957-1961
Edward A. Wilson	FB, BASE	1959-1961, 1961
Robert Lee Thompson	FB, T&F	1960-1961
Joe Hernandez	FB, T&F	1960-1961, 1960-1962
John Fouse	FB, BASE	1962-1965
Bill Lueck	FB	1965-1967
Mark Arneson	FB	1969-1971
Jackie Wallace	FB	1970-1972
Michael D. Dawson	FB	1972-1975
Theopolis "T" Bell	FB	1972-1975
Bruce A. Hill	FB	1973-1975
Jim Young	FB Coach	1973-1976, 1992-1994
Jon Thaddeus Abbott	FB	1974-1977
Hubert Oliver	FB	1977-1980
Ricky C. Hunley	FB	1980-1983
Randy Robbins	FB	1980-1983
Larry Smith	FB Coach	1980-1986
Vance Johnson	FB, T&F	1981-1984
Allan Durden	FB	1982-1985
Tom Tunnicliffe	FB	1982-1985
Max Zendejas	FB	1982-1985
Byron Evans	FB	1983-1986
Chuck Cecil	FB	1984-1987
Joe Tofflemire	FB	1985-1988
Chris Singleton	FB	1986-1989
Dick Tomey	FB Head Coach	1987-2000
Glenn Parker	FB	1988-1989
John Fina	FB	1989-1991
Michael Bates	FB, T&F	1989-1992
Rob Waldrop	FB	1990-1993
Steve McLaughlin	FB	1990-1994
Tony Bouie	FB	1991-1994
Tedy Bruschi	FB	1992-1995
Trung Candidate	FB	1995-2000
Chris McAlister	FB	1996-1998
Dennis Northcutt	FB	1997-2001
Antoine Cason	FB	2004-2008

FB = Football, T&F = Track & Field, BASE = Baseball, BSK = Basketball, TEN = Tennis, BOX = Boxing

All-Time Assistant Football Coaches

The following are known and listed UA assistant coaches, largely from 1959 to the present. The names in parentheses indicate the head coach during each tenure. Modern-day graduate assistants and part-time coaches are not listed. Individuals who served as head freshman coach are listed as assistants. (Current staff in **bold italics**; unit assignment noted where known)

- Jahmile Addae, 2015-17 (Rich Rodriguez) Defense
- Duane Akina, 1987-2000 (Dick Tomey) Defense and offense OC/DC, 2023- (Jedd Fisch) Senior Defensive Assistant/Secondary**
- Pete Alamar, 1995-1999 (Dick Tomey) Offense
- Chris Allen, 1980-86 (Larry Smith) Defense
- Chuck Amato, 1980-81 (Larry Smith) Defense
- Vince Amey, 2015-17 (Rich Rodriguez) Defense
- Robert Anae, 2011-12 (Mike Stoops; Rich Rodriguez) Offense
- Norm Andersen, 1992-93 (Dick Tomey) Offense
- Moe Ankney, 1980-85 (Larry Smith) Defense DC
- Bob April, 1980-86 (Larry Smith) Defense
- Steve Axman, 1980-84 (Larry Smith) Offense OC
- Theron Aych, 2017-20 (Rich Rodriguez; Kevin Sumlin) Offense
- Dino Babers, 1995-2000 (Dick Tomey) Offense OC
- Mike Barry, 1980-83 (Larry Smith) Offense
- Bill Baker, 1971-72 (Bob Weber) Offense
- John Baxter, 1990-91 (Dick Tomey) Special Teams
- Bill Bedenbaugh, 2007-10 (Mike Stoops) Offense OC
- Bill Belknap, 1968-74 (Darrell Mudra, Bob Weber, Jim Young) Offense
- Gary Bernardi, 1983-86 (Larry Smith) Offense
- Steve Bernstein, 2001-03 (John Mackovic/Mike Hankwitz) Defense
- John Black, 1945-48 (Miles Casteel)
- Bob Bockrath, 1973-76 (Jim Young) Offense
- Scott Boone, 2017 (Rich Rodriguez) Defense
- Mike Borich, 2003 spring (John Mackovic) Offense
- Jay Boulware, 2001-03 (John Mackovic/Mike Hankwitz) Offense
- Craig Bray, 2003 (John Mackovic) Defense
- Don Brown, 2021-22 (Jedd Fisch) Defense DC
- Clarence Brooks, 1990-92 (Dick Tomey) Offense
- Greg Brown, 2010 (Mike Stoops) Defense DC
- Bob Bryant, 1950-51 (Bob Winslow)
- Andy Buh, 2020 (Kevin Sumlin) Defense
- Greg Burns, 2020 (Kevin Sumlin) Defense
- Charlie Camp, 2002 (John Mackovic) Defense
- Mike Canales, 2004-06 (Mike Stoops) Offense OC
- Matt Caponi, 2013-15 (Rich Rodriguez) Defense
- Gerald Carr, 1991 (Dick Tomey) Offense
- Brennan Carroll, 2021 - (Jedd Fisch) Offense OC**
- Jeff Casteel, 2012-15 (Rich Rodriguez) Defense DC
- Ed Cavanaugh, 1959-66 (Jim LaRue)
- Chuck Cecil, 2021 - (Jedd Fisch) Defense**
- Garret Chachere, 2009-11 (Mike Stoops) Offense
- Marvin Clark, 1926 (J.F. McKale)
- Carl Cooper, 1954-64 (W. Woodson, E. Doherty, J. LaRue)
- Vaughn Corley, 1947-48 (Miles Casteel)
- Ortiş Cromwell, 1950-51 (Bob Winslow)
- Kevin Cummings, 2021 - (Jedd Fisch) Offense**
- Ed Cusick, 1923 (J.F. McKale)
- Tom Cusick, 1926 (J.F. McKale)
- Bob Davie, 1979 (Tony Mason) Defense
- Walter Davis, 1924-25 (J.F. McKale)
- Mike Deal, 2003 (John Mackovic/Mike Hankwitz) Offense OC
- Kyle DeVan, 2019-20 (Kevin Sumlin) Offense
- Charlie Dickey, 1992-2000 (D.Tomey), 2001-03 (Mackovic) Offense
- Dana Dimel, 2005-09 (Mike Stoops) Offense
- Jimmie Dougherty, 2021 - (Jedd Fisch) Offense**
- Keith Dudzinski, 2021-22 (Jedd Fisch) Defense & Special Teams
- Rick Dykes, 2001-02 (John Mackovic) Offense
- Sonny Dykes, 2007-10 (Mike Stoops) Offense OC
- Tony Dews, 2012-16 (Rich Rodriguez) Offense
- Kasey Dunn, 2004-06 (Mike Stoops) Offense
- Stan Eggen, 2020 (Kevin Sumlin) Defense
- Rich Ellerson, 1992-95, 1997-2000 (Dick Tomey) Defense DC
- Fred A. Enke, 1925-30, 1932-42, 1945-51 (J.F. McKale, Gus Farwick, Tex Oliver, Orian Landreth, Miles Casteel, Robert Winslow)
- Dave Fagg, 1987-89 (Dick Tomey) Offense
- Leo Felner, 1969-71 (Bob Weber)
- Gene Fetter, 1857-58 (Ed Doherty)
- Mike Flores, 1990-91 (Dick Tomey) Offense
- Sailor Forch, 1925 (J.F. McKale)
- John Ford, 1952-58 (Warren Woodson, Ed Doherty)
- Buddy Geis, 1975-76 (Jim Young)
- Tony Gibson, 2012 (Rich Rodriguez) Defense
- Joe Gilbert, 2018 (Kevin Sumlin) Offense
- Fred Glick, 1969-72 (Bob Weber) Defense
- Gary Glick, 1972 (Bob Weber) Offense
- Mike Gottfried, 1977 (Tony Mason) Offense
- Scottie Graham, 2021 - (Jedd Fisch) Offense**
- Ben Griffith, 1987-88 (Dick Tomey) Offense OC
- Jeff Green, 1974-76 (Jim Young) Offense
- Gary Grouwinkel, 1967 (Darrell Mudra)
- Ken Gregory, 1966 (Jim LaRue)
- Jeff Hammerschmidt, 1993-95 (Dick Tomey); 08-11 (Stoops) Def./Special Teams
- Mike Hankwitz, 1973-76 (Jim Young); 2003 (John Mackovic-5 games) DC
- Jeff Hecklinski, 2003 (John Mackovic/Mike Hankwitz) Offense
- Robert Herwig, 1952-53 (Warren Woodson)
- Josh Heupel, 2005 (Mike Stoops) Offense
- Pat Hill, 1990-91 (Dick Tomey) Offense OC
- Van Howe, 1956-60 (W. Woodson, Ed Doherty, Jim LaRue)
- Ricky Hunley, 2021 - (Jedd Fisch), Defense**
- Rob Ianello, 1993-2000 (Dick Tomey), 2001-02 (John Mackovic) Offense
- Arnold Jeter, 1987-88 (Dick Tomey) Defense
- Wayne Jones, 1977-78 (Tony Mason) Offense
- Jack Jordan, 1978-79 (Tony Mason) Offense
- Jason Kaufusi, 2022 - (Jedd Fisch), Defensive ends & Outside Linebackers**
- Floyd Keith, 1983 (Larry Smith) Offense
- Bobby Kennedy, 2001 (John Mackovic) Offense
- Bill Kirelawich, 2012-15 (Rich Rodriguez) Defense
- Tim Kish, 2004-11 (Mike Stoops) Defense DC
- Brian Knorr, 2017 (Rich Rodriguez) Special Teams/Defense
- Charlie Lee, 1974-76 (Jim Young) Offense
- Spencer Leftwich, 2012 (Rich Rodriguez) Offense/Special Teams
- Ed Linta, 1960-61 (Jim LaRue)
- Seth Littrell, 2009-11 (Mike Stoops) Offense OC
- Lawrence Livingston, 2000 (Dick Tomey) Offense
- David Lockwood, 2012-15 (Rich Rodriguez) Defense
- Marty Long, 1996-2000 (Dick Tomey), 2001-03 (Mackovic) Defense
- Marc Lunsford, 1983-00 (Larry Smith to '86; Dick Tomey) Offense
- Johnnie Lynn, 1988-93 (Dick Tomey) Defense
- Larry Mac Duff, 1987-96 (Dick Tomey), 2001-02 (Mackovic) Defense DC
- John Mackovic, 1973-76 (Jim Young) Offense
- Calvin Magee, 2012-17 (Rich Rodriguez) Offense OC
- Ron Marciniak, 1959-66 (Jim LaRue)
- Demetrice Martin, 2018-19 (Kevin Sumlin) Defense
- John Matsko, 1986 (Larry Smith) Offense
- Ned Matthews, 1949-51 (Bob Winslow)
- Noel Mazzone, 2018-10 (Kevin Sumlin) Offense OC
- Taylor Mazzone, 2018-20 (Kevin Sumlin) Offense
- Ron McBride, 1987-89 (Dick Tomey) Offense
- Cecil (Cece) McGehee, 1967-70 (Darrell Mudra, Bob Weber)
- J.F. McKale, 1935-36 (Gus Farwick, Tex Oliver)
- Clarence McKinney, 2018 (Kevin Sumlin) Offense
- Jim Michalczyk, 2013-17 (Rich Rodriguez) Offense
- Tom Morgan, 1966 (Jim LaRue)
- Carl Mullenix, 1949 (Bob Winslow)
- DeMarco Murray, 2019 (Kevin Sumlin) Offense
- Johnny Nansen, 2022 - (Jedd Fisch) Defense DC**
- Dave Nichol, 2008-11 (Mike Stoops) Offense
- Bob Palcic, 1984-85 (Larry Smith) Offense
- Jordan Paopao, 2021 - (Jedd Fisch) Offense**
- Sam Papalii, 1987-88 (Dick Tomey) Offense
- Willie Peete, 1971-82 (Weber, Young, Mason, Smith) Offense
- Scott Pelluer, 2001-02 (John Mackovic) Defense
- James Pierce, 1922 (J.F. McKale)
- Asa Porter, 1920 (J.F. McKale)
- Royal (Sharkey) Price, 1964-76 (LaRue, Mudra, Weber, Young) Defense
- Chuck Purvis, 1969-70 (Bob Weber)
- Charlie Ragle, 2013-15 (Rich Rodriguez) Offense/Special Teams
- Phil Ramsey, 1962-63 (Jim LaRue)
- Tom Reed, 1973 (Jim Young) Defense
- Paul Rhoads, 2020 (Kevin Sumlin) Defense DC
- John Richardson, 2023- (Jedd Fisch) Assistant Coach/Cornerbacks**
- Mose Rison, 2003 (John Mackovic/Mike Hankwitz) Offense
- Braham (Bud) Robinson, 1939-42, 1945-48 (Miles Casteel)
- Joe Robinson, 2004-07 (Mike Stoops) Defense
- Randy Robbins, 2000 (Dick Tomey) Defense
- Tom Roggeman, 1977-79, 1982-86 (Tony Mason, Larry Smith) Defense
- Jake Rowden, 1959-66 (Jim LaRue)
- Keith Rowen, 1979-82 (Tony Mason, Larry Smith) Offense
- John Rushing, 2018-19 (Kevin Sumlin) Defense
- Joe Salave'a, 2011 (Mike Stoops) Defense
- Frank Sancet, 1949-55 (Bob Winslow, Warren Woodson)
- Frank Scelfo, 2010-11 (Mike Stoops) Offense
- Ray Shackelford, 1964-65 (Jim LaRue)
- Bob Shaw, 1977-79 (Tony Mason) Defense
- William (Rip) Scherer, 1989-90 (Dick Tomey) Offense OC
- Clarence Shelmon, 1984-86 (Larry Smith) Defense
- Karl Singer, 1977-79 (Tony Mason) Defense
- Louis Slonaker, 1922-23 (J.F. McKale)
- Homer Smith, 1996-97 (Dick Tomey) Offense
- Larry Smith, 1973-75 (Jim Young) Defense
- Michael Smith, 2007-09 (Mike Stoops) Offense
- Richard Smith, 1987 (Dick Tomey) Defense
- Rod Smith, 2012-17 (Rich Rodriguez) Offense Co-OC
- Terry Snowday, 1926 (J.F. McKale)
- Jim Speight, 1962-63 (Jim LaRue)
- Max Spillsbury, 1955 (Warren Woodson)
- Jeremy Springer, 2018-20 (Kevin Sumlin) Offense
- Steve Spurrier Jr., 2004 (Mike Stoops)
- Hank Stanton, 1952-54 (Warren Woodson)
- AJ Steward, 2020 (Kevin Sumlin) Offense
- Mark Stoops, 2004-09 (Mike Stoops) Defense DC
- Bob Svob, 1941, 1947-48 (Miles Casteel)
- Roy Tatum, 1956-66, 1971-72 (Woodson, Doherty, LaRue, Weber)
- Mike Tuiaosopo, 2004-2010 (Mike Stoops) Defense
- Iona Uiagalelei, 2018-19 (Kevin Sumlin) Defense
- Bob Valesente, 1977-79 (Tony Mason) Defense
- Charlie Vasser, 1952-54 (Warren Woodson)
- Elmer Vickers, 1939-40 (Miles Casteel)
- Don Vosburg, 1949-51 (Bob Winslow)
- Bob Wagner, 1998-2000 (Dick Tomey) Defense
- DeWayne Walker, 2021 - 2022 (Jedd Fisch) Defense
- Ryan Walters, 2011 (Mike Stoops) Defense
- Walt Weaver, 1967-68 (Darrell Mudra)
- Bob Weber, 1967-68 (Darrell Mudra)
- George Werner, 1972 (Bob Weber)
- Charlie Williams, 2004-06 (Mike Stoops) Offense
- Donté Williams, 2015-16 (Rich Rodriguez) Defense
- Ted Williams, 1994 (Dick Tomey) Offense
- Eddie Wilson, 1967-71 (Darrell Mudra, Bob Weber) Offense
- Vane Wilson, 1952 (Warren Woodson)
- Eric Wolford, 2004-06 (Mike Stoops) Offense
- Jeff Woodruff, 1998-99 (Dick Tomey) Offense
- Kevin Wolthausen, 1985-86 (Larry Smith) Defense
- Darrell Wyatt, 2007 (Mike Stoops) Offense
- Marcel Yates, 2015-19 (Rich Rodriguez; Kevin Sumlin) Defense DC
- Tony Yelovich, 1977-79 (Tony Mason) Offense
- Jim Young, 1992-94 (Dick Tomey) Offense OC
- Ed Zaunbrecher, 1975-76 (Jim Young) Offense
- Lou Zarza, 1939-42 (Miles Casteel)

Arizona Stadium (50,800)



Stadium Notes

First Game: Oct. 12, 1929 (W, 35-0 vs. Cal Tech)
 First Night Game: Sept. 25, 1931 (L, 0-8 vs. SDSU)

Original Capacity: 7,000

1938 Capacity: 10,000
 1947 Capacity: 14,000
 1950 Capacity: 22,671
 1965 Capacity: 32,000
 1976 Capacity: 50,000

1988 Capacity: 56,000
 2008 Capacity: 57,400
 2012 Capacity: 56,029
 2016 Capacity: 55,675
 2018 Capacity: 53,646
 2019 Capacity: 50,800

Arizona Stadium is one of the finest playing facilities in the country and was recently upgraded through one of the most significant improvements in its history. The home of the Wildcats, Arizona Stadium reflects the history and tradition of Arizona football and the overall growth of the University of Arizona campus.

The Lowell-Stevens Football Facility, which opened to the public in August 2013, is a reflection of that growth and completed a dynamic shift in the Arizona football culture as it becomes the centerpiece of the program on the north end of Arizona Stadium. Supported by private funds including significant leadership gifts from David and Edith Lowell and from Jeff and Sharon Stevens, the \$72.3 million project provides the Wildcats with one of the premier football facilities in the nation.

The facility is a four-floor operations center with strength and conditioning, sports medicine, coaches' offices, locker rooms, meeting rooms, equipment and facility service areas. The structure encloses the north end of the stadium and creates a full bowl with nearly 4,000 premium spectator seats, including a donor lounge with outdoor seating. Additionally, stairways and elevator towers for the concourse connect the structure to the existing east and west stadium sections. Restrooms, amenity areas and a cafeteria also serve fans, campus and the community.

Spectators in the revamped north end of the stadium have a front and center view of the state-of-the-art video board beyond the opposite end zone. In August 2011, Arizona completed work on the video board for the south end zone. The new video board measures 113' wide by 47' high - 6.5 times larger than the previous board - and is one of the largest in all of college sports.

Indeed, the recent upgrades are the latest in the evolution of Arizona Stadium over the years. Built in 1928 with 7,000 seats located on the west side between the end zones, the stadium has grown into a 57,000-seat facility that combines tradition with modern conveniences, remaining one of the top venues for its spectators. Every seat features an uncluttered view of the playing surface, and more than half of the seats provide sweeping vistas of the campus and nearby city skyline, as well as the Santa Catalina Mountains.

Since playing and winning their first game on Oct. 12, 1929 (35-0 vs. California Tech), Arizona football teams have played 481 games in the stadium, 381 of them at twilight or night, winning 275, losing 174 and tying 12. The team has never failed to win at least one home game in a season and has gone undefeated nine times, the last time coming with a 6-0 record in 1993.

As Arizona football grew, so did the facilities surrounding it. In 1989, a \$6.3 million structure housing the media, skyboxes and loge seating was added to accommodate increased interest in the football program. Two other non-football features of the stadium are notable - UA's renowned Tree Ring Research Lab on the west side, and the Steward Telescope Laboratory on the east side - two of the nation's most venerated research facilities.

In 1938, seating was added between the 25-yard lines on the east side to boost capacity to 10,000. Nine years later, the end zones were filled, and in 1950, the horseshoe at the south end was completed, giving the facility a capacity of 22,671 seats.

Expansion on the west side in 1965 provided 10,000 new seats, along with an 80-foot, multilevel press box. The two-tier addition to the east stands, adding 17,000 seats in 1976, was selected as one of six outstanding architectural projects in the Rocky Mountain States for 1977 by the AIA.

Permanent north-end bleacher seating for 4,500 was added in 1988, however, it would be removed for the new north-end project. The completion of the Lowell-Stevens Football Facility gives Arizona Stadium a lower bowl configuration for the first time, a 360-degree experience for Wildcat fans.

Home Attendance

Since 1950

Year	Home Games	Attendance	Average
1950	6 (3-3)	105,121	17,520
1951	6 (5-1)	97,868	16,311
1952	6 (3-3)	117,888	19,648
1953	7 (3-4)	111,128	15,875
1954	7 (5-2)	132,860	18,980
1955	7 (4-2-1)	134,329	19,190
1956	8 (3-5)	142,182	17,772
1957	7 (1-5-1)	113,672	16,239
1958	6 (2-4)	113,031	18,839
1959	6 (3-3)	118,511	19,752
1960	7 (5-2)	156,024	22,289
1961	6 (6-0)	145,655	24,255
1962	6 (4-2)	145,655	24,276
1963	7 (4-3)	144,046	20,578
1964	6 (5-0-1)	163,694	27,282
1965	5 (1-4)	140,586	28,117
1966	6 (2-4)	167,783	27,964
1967	6 (2-3-1)	191,152	31,859
1968	5 (4-1)	188,200	37,640
1969	5 (3-2)	156,450	31,290
1970	6 (4-2)	213,800	35,633
1971	5 (2-3)	160,500	32,100
1972	6 (3-3)	183,500	30,583
1973	5 (3-2)	192,349	38,470
1974	6 (5-1)	219,446	36,574
1975	5 (4-1)	191,180	38,236
1976	6 (3-3)	293,633	48,939
1977	5 (2-3)	208,651	41,730
1978	6 (4-2)	308,159	51,360
1979	7 (4-2-1)	339,044	48,435
1980	7 (2-5)	342,203	48,886
1981	7 (3-4)	290,810	41,544
1982	6 (3-3)	285,361	47,560
1983	7 (5-2)	305,571	43,653
1984	7 (6-1)	314,672	44,953
1985	7 (5-2)	327,177	46,740
1986	6 (5-1)	316,434	52,739
1987	5 (3-1-1)	245,841	49,168
1988	8 (5-3)	387,737	48,467
1989	6 (5-1)	301,195	50,199
1990	6 (4-2)	324,585	54,074
1991	6 (4-2)	272,588	45,431
1992	6 (4-2)	282,127	47,021
1993	6 (6-0)	304,564	50,761
1994	6 (5-1)	339,369	56,562
1995	6 (3-3)	310,494	51,749
1996	6 (5-1)	281,612	46,935
1997	6 (5-1)	243,227	40,538
1998	6 (5-1)	301,235	50,206
1999	6 (3-3)	306,905	51,151
2000	6 (2-4)	296,636	49,439
2001	6 (2-4)	266,299	44,383
2002	7 (3-4)	315,042	45,006
2003	7 (2-5)	299,352	42,765
2004	7 (2-5)	350,774	50,111
2005	6 (2-4)	321,676	53,613
2006	7 (3-4)	390,589	55,798
2007	6 (4-2)	312,963	52,160
2008	7 (5-2)	367,080	52,440
2009	6 (5-1)	315,330	52,555
2010	7 (4-3)	387,857	55,408
2011	6 (3-3)	293,716	48,953
2012	8 (6-2)	383,451	47,931
2013	6 (4-2)	285,713	47,618
2014	7 (6-1)	354,973	50,710
2015	6 (4-2)	308,355	51,392
2016	7 (3-4)	338,017	48,288
2017	6 (4-2)	255,791	42,632
2018	7 (4-3)	274,971	45,435
2019	6 (3-3)	237,194	39,352
2020*	3 (0-3)	0	0
2021	6 (1-5)	209,401	34,900
2022	7 (3-4)	310,090	44,299

*Games in 2020 were played in front of empty stadiums due to COVID-19

Top-10 Arizona Stadium Crowds

Attend.	Date	Opponent/Result
59,920	Nov. 23, 1996	Arizona State (L, 14-56)
58,817	Oct. 24, 1994	UCLA (W, 34-24)
58,810	Nov. 25, 1994	Arizona State (W, 28-27)
58,801	Sept. 23, 2006	USC (L, 3-20)
58,738	Oct. 10, 1998	UCLA (L, 28-52)
58,704	Dec. 6, 2008	Arizona State (W, 31-10)
58,515	Nov. 27, 1982	Arizona State (W, 28-18)
58,510	Nov. 7, 1992	Washington (W, 16-3)
58,503	Sept. 23, 1995	USC (L, 10-31)
58,471	Oct. 21, 1995	Washington (L, 17-31)

Largest Crowds vs. Pac-10/12

Opp.	Date/Result	Opponent
ASU	Nov. 23, 1996 (L, 14-56)	59,920
Cal	Nov. 5, 1994 (W, 13-6)	58,374
Colorado	Nov. 8, 2014 (W, 38-20)	50,177
Oregon	Nov. 21, 2009 (L, 41-44 2OT)	57,863
OSU	Oct. 21, 2006 (L, 10-17)	57,113
Stanford	Oct. 16, 1993 (W, 27-24)	57,799
UCLA	Oct. 24, 1994 (W, 34-24)	58,817
USC	Sept. 23, 2006 (L, 3-20)	58,801
Utah	Sept. 11, 2004 (L, 6-23)	52,790
UW	Nov. 7, 1992 (W, 16-3)	58,510
WSU	Oct. 27, 1990 (W, 42-34)	55,520

UA's Largest Road Crowds

Attend.	Date	Opponent/Result
104,913	Oct. 7, 1978	Michigan (L, 17-21)
97,168	Aug. 28, 1999	Penn State (L, 41-7)
92,743	Sept. 7, 1991	Ohio State (L, 14-38)
92,221	Sept. 9, 2006	LSU (L, 3-45)
91,152	Sept. 20, 1997	Ohio State (L, 20-26)
84,671	Oct. 13, 2007	USC (L 13-20)
83,753	Dec. 5, 2009	USC (W, 21-17)
80,386	Sept. 19, 1970	Michigan (L, 9-20)
80,246	Nov. 1, 2014	UCLA (L, 7-17)
80,167	Oct. 8, 2005	USC (L, 9-49)

Team & Individual Scoring, Game

TEAM SINGLE-GAME SCORING (59+ PTS)

	Pts.	Opponent	Opp. Pts.	Date
1.	77	NAU	13	Sept. 19, 2015
2.	74	UTEP	0	Nov. 5, 1921
3.	73	New Mexico St.	0	Nov. 18, 1916
4.	70	Idaho	0	Aug. 31, 2008
5.	67	New Mexico St.	13	Sept. 15, 1951
6.	67	Arizona St.	0	Sept. 28, 1946
7.	65	Northern Arizona	41	Sept. 7, 2019
8.	63	at UTEP	16	Sept. 15, 2017
63		Pacific	35	Nov. 15, 1980
63		UTEP	12	Oct. 9, 1976
11.	62	NAU	24	Sept. 2, 2017
62		New Mexico St.	12	Sept. 27, 1952
62		Southern Utah	31	Sept. 15, 2018
14.	60	South Dakota St.	0	Sept. 29, 1956
15.	59	at Washington St.	28	Nov. 8, 2008
59		Oklahoma State	38	Sept. 8, 2012
59		at Washington St.	37	Oct. 25, 2014
59		at Washington St.	37	Oct. 25, 2014

MARGIN OF VICTORY

	MOV	Opponent	Score	Date
1.	74	UTEP	74-0	Nov. 5, 1921
2.	73	New Mexico St.	73-0	Nov. 18, 1916
3.	70	Idaho	70-0	Aug. 31, 2008
4.	64	NAU	77-13	Sept. 19, 2015
5.	60	S. Dakota St.	60-0	Sept. 29, 1956
6.	59	Arizona St.	59-0	Oct. 11, 1919
7.	58	vs. Wyoming	58-0	Nov. 28, 1936
58		New Mexico St.	58-0	Sept. 18, 1954
9.	56	S. Carolina State	56-0	Sept. 15, 2012
10.	55	E. Michigan	55-0	Sept. 24, 1988
11.	54	New Mexico St.	67-13	Sept. 15, 1951
12.	53	New Mexico St.	53-0	Sept. 26, 1942
53		Drake	53-0	Nov. 30, 1935
53		UTEP	60-7	Oct. 30, 1920
15.	51	UTEP	63-12	Oct. 9, 1976
16.	50	New Mexico St.	62-12	Sept. 27, 1952
50		Hawaii	57-7	Sept. 20, 1952

INDIVIDUAL SINGLE-GAME SCORING

	Pts	Player (TD-XP-FG)	Opponent	Date
1.	32	Art Luppino (5-2-0)	New Mexico St.	Sept. 18, 1954
2.	30	Ka'Deem Carey (5-0-0)	Colorado	Nov. 10, 2012
3.	25	Art Luppino (4-1-0)	at Utah	Sept. 25, 1954
4.	24	Khalil Tate (4-0-0)	at Colorado	Oct. 7, 2017
24		Ka'Deem Carey (4-0-0)	vs. Oregon	Nov. 23, 2013
24		Ka'Deem Carey (4-0-0)	at Colorado	Oct. 26, 2013
24		Ka'Deem Carey (4-0-0)	Oklahoma St.	Sept. 8, 2012
24		Keola Antolin (4-0-0)	at Oregon	Nov. 15, 2008
24		Ronald Veal (4-0-0)	Washington St.	Oct. 15, 1988
24		Richard Hersey (4-0-0)	Pacific	Nov. 15, 1980
24		Harry Holt (4-0-0)	UTEP	Nov. 19, 1977
24		Don Beasley (4-0-0)	at Arizona St.	Nov. 28, 1953

Overtime/Lengthy Games

OVERTIME GAMES (5-7 OVERALL; 4-4 at Home, 1-3 on Road)

Date	Opponent	Periods	Result
Nov. 2, 1996	at California	3 OT	L, 55-56
Oct. 25, 1997	at Washington State	1 OT	L, 34-35
Nov. 15, 1997	California	2 OT	W, 41-38
Oct. 14, 2000	Washington State	3 OT	W, 53-47
Sept. 27, 2003	TCU	1 OT	L, 10-13
Nov. 21, 2009	Oregon	2 OT	L, 41-44
Dec. 2, 2010	Arizona State	2 OT	L, 29-30
Sept. 1, 2012	Toledo	1 OT	W, 24-17
Oct. 6, 2012	at Stanford	1 OT	L, 48-54
Nov. 14, 2014	Utah	2 OT	W, 37-30
Sept. 24, 2016	Washington	1 OT	L, 28-35
Oct. 21, 2017	at California	2 OT	W, 45-44

LENGTHY GAMES

Date	Opponent	Time of Game	Result
Sept. 18, 2004	Wisconsin	4:13	L, 7-9 (2Q delay)
Oct. 25, 1997	at Washington St.	4:08	L, 34-35 (OT)
Nov. 15, 1997	California	4:06	W, 41-38 (2OT)
Oct. 27, 2012	USC	4:06	W, 39-36
Dec. 2, 2010	Arizona St.	4:03	L, 29-30 (2OT)
Nov. 19, 2021	at Washington St.	4:00	L, 18-44
Dec. 31, 2014	vs. Boise State	4:00	L, 38-30
Oct. 14, 2000	Washington St.	3:58	W, 53-47 (3OT)
Nov. 2, 1996	at California	3:56	L, 56-55 (3OT)

Team & Individual Rushing, Game

TEAM RUSHING OFFENSE (450+ YDS)

	Yards	Opponent	Att.	Date
1.	534	Oregon State	55	Nov. 11, 2017
2.	511	Arizona St.	48	Nov. 25, 2016
3.	506	NAU	47	Sept. 2, 2017
4.	499	NAU	42	Sept. 19, 2015
5.	492	Eastern Michigan	63	Sept. 24, 1988
6.	491	at Arizona St.	73	Nov. 28, 1953
7.	483	at UTEP	38	Nov. 15, 1952
8.	480	UCLA	68	Oct. 14, 1989
9.	460	Oregon St.	64	Nov. 13, 1999
10.	451	Utah	74	Nov. 22, 1975

INDIVIDUAL RUSHING YARDS (200+ YDS)

	Yards	Player (Att.)	Opponent	Date
1.	366	Ka'Deem Carey (25)	Colorado	Nov. 10, 2012
2.	327 *	Khalil Tate (14)	at Colorado	Oct. 7, 2017
3.	288	Trung Canidate (18)	Arizona St.	Nov. 27, 1998
4.	284	J.J. Taylor (27)	at Oregon State	Sept. 22, 2018
5.	236	Ka'Deem Carey (39)	Utah	Oct. 19, 2013
6.	232	Jim Upchurch (27)	UTEP	Nov. 3, 1973
7.	230	Khalil Tate (15)	UCLA	Oct. 14, 2017
8.	228	Art Luppino (6)	New Mexico St.	Sept. 18, 1954
9.	224	Ontiwaun Carter (36)	Colorado St.	Oct. 8, 1994
10.	222	Mike Bell (26)	Washington	Nov. 8, 2003
11.	221	Trung Canidate (33)	at Oregon St.	Nov. 13, 1999
12.	218	Nick Wilson (20)	at Utah	Nov. 22, 2014
13.	217	Bill Hargis (33)	Occidental	Oct. 11, 1930
14.	214	Michael Wiley (12)	Arizona State	Nov. 25, 2022
15.	207	Nic Grigsby (15)	NAU	Sept. 12, 2009
207		Jared Baker (23)	at Colorado	Oct. 17, 2015
17.	206	Khalil Tate (16)	Oregon State	Nov. 11, 2017
206		Ka'Deem Carey (48)	Oregon	Nov. 23, 2013
19.	205	David Eldridge (20)	UCLA	Oct. 14, 1989
20.	204	Ka'Deem Carey (26)	at Utah	Nov. 17, 2012
21.	202	Trung Canidate (27)	UTEP	Oct. 16, 1999
22.	201	Chris Jennings (26)	Stephen F. Austin	Sept. 16, 2006
23.	200	Art Luppino (25)	Montana	Nov. 12, 1955
200		Ken Cardella (31)	at Arizona St.	Nov. 28, 1953

* Set FBS single-game record for rushing yards by a quarterback

FRESHMAN INDIVIDUAL RUSHING YARDS (150+ YDS)

	Yards	Player (Att.)	Opponent	Date
1.	218	Nick Wilson (20)	at Utah	Nov. 22, 2014
2.	186	Hubie Oliver (29)	at UTEP	Nov. 19, 1977
186		Nic Grigsby (30)	Washington State	Sept. 29, 2007
4.	183	Vance Johnson (24)	Fresno State	Nov. 21, 1981
5.	178	Nick Wilson (24)	Arizona State	Nov. 28, 2014
6.	174	Nick Wilson (30)	at UTSA	Sept. 4, 2014
7.	171	Nick Wilson (29)	Nevada	Sept. 13, 2014
8.	168	J.J. Taylor ^ (18)	Hawai'i	Sept. 17, 2016
9.	160	Ontiwaun Carter (15)	Oregon State	Nov. 2, 1991
10.	153	J.J. Taylor (14)	Washington State	Oct. 28, 2017
153		Nick Wilson (21)	Colorado	Nov. 8, 2014

^ Played as a true freshman before season-ending injury led to redshirt season

LONGEST RUNS (80+ YDS)

	Yards	Player (Att.)	Opponent	Date
1.	96	Trung Canidate	San Diego St.	Oct. 4, 1997
2.	94	Gary Brightwell	Northern Arizona	Sept. 7, 2019
94		Nic Grigsby	NAU	Sept. 12, 2009
4.	91	Daniel Jenkins	NAU	Aug. 30, 2013
5.	88	Bobby Thompson	at UTEP	Nov. 12, 1960
6.	85	Nick Wilson	UNLV	Aug. 29, 2014
7.	84	Willie Hamilton	at Oregon	Sept. 16, 1972
8.	82	Khalil Tate (non-scoring)	Washington State	Oct. 28, 2017
82		Willie Lewis (non-scoring)	Wyoming	Nov. 21, 1970
82		Eddie Wolgast	Arizona St.	Nov. 11, 1950
11.	81	Eddie Wolgast	at Colorado	Oct. 21, 1950
81		Bill Hargis	at Cal Tech	Oct. 3, 1930
13.	80	Tremaine Cox	UNLV	Sept. 22, 2001
80		Clarence Farmer	at USC	Oct. 7, 2000
80		Dennis Northcutt	Oregon	Oct. 23, 1999
80		Trung Canidate	at Arizona St.	Nov. 27, 1999
80		Trung Canidate	Arizona St.	Nov. 27, 1998
80		Harry Holt	at UTEP	Nov. 19, 1977
80		Willie Hamilton	at BYU	Nov. 10, 1973
80		Jim Upchurch	at BYU	Nov. 10, 1973
80		Willie Hamilton	at Iowa	Oct. 6, 1973
80		Floyd Hudlow	at New Mexico	Oct. 10, 1964
80		Bobby Thompson	UTEP	Nov. 12, 1960
80		Carl Beard	at UTEP	Nov. 15, 1952

Team & Individual Passing, Game

TEAM PASSING OFFENSE (425+ YDS)

Yds.	Opponent	(PA-PC-Int-TD)	Date
1. 520	California	(74-47-2-5)	Sept. 20, 2014
2. 510	at Washington	(51-38-1-5)	Oct. 27, 2007
3. 495	vs. Colorado	(49-34-0-6)	Oct. 1, 2022
4. 492	at California	(45-31-1-4)	Nov. 16, 2002
5. 491	at Stanford	(69-45-1-3)	Oct. 6, 2012
6. 448	at Oregon	(54-29-1-3)	Nov. 26, 2010
7. 446	New Mexico	(53-30-2-3)	Sept. 16, 2007
8. 443	at Washington	(41-29-1-3)	Oct. 12, 2002
9. 440	Oregon State	(46-35-1-3)	Oct. 9, 2010
10. 434	UNLV	(46-26-0-4)	Aug. 29, 2014

INDIVIDUAL PASSING YARDS (400+ YDS)

Yds	Player (Att.-Cmp.-Int-TD)	Opponent	Date
1. 520	Anu Solomon (73-47-2-5)	California	Sept. 20, 2014
2. 510	Willie Tuitama (51-38-1-5)	at Washington	Oct. 27, 2007
3. 492	Jason Johnson (45-31-1-4)	at California	Nov. 16, 2002
4. 491	Matt Scott (69-45-1-3)	at Stanford	Oct. 6, 2012
5. 484	Jayden de Laura (46-33-0-6)	vs. Colorado	Oct. 1, 2022
6. 448	Nick Foles (54-29-1-3)	at Oregon	Nov. 26, 2010
7. 446	Willie Tuitama (53-30-1-3)	New Mexico	Sept. 16, 2007
8. 443	Jason Johnson (41-29-1-3)	at Washington	Oct. 12, 2002
9. 440	Nick Foles (46-35-1-3)	Oregon State	Oct. 9, 2010
10. 427	Tom Tunnicliffe (28-21-0-6)	Pacific	Oct. 23, 1982
11. 425	Nick Foles (53-41-2-4)	USC	Oct. 1, 2011
425	Anu Solomon (44-25-0-4)	UNLV	Aug. 29, 2014
13. 418	Keith Smith (35-25-0-5)	at California	Nov. 2, 1996
14. 417	Nick Foles (42-34-0-5)	NAU	Sept. 23, 2011
15. 416	Jason Johnson (35-24-1-2)	Utah	Sept. 14, 2002
416	Nick Foles (51-40-0-3)	Stanford	Oct. 17, 2009
17. 406	Bruce Hill (34-21-0-3)	New Mexico	Oct. 25, 1975
18. 404	Khalil Tate (41-31-1-3)	at Colorado	Oct. 5, 2019
19. 403	Matt Scott (53-31-2-3)	Oregon State	Sept. 29, 2012
20. 401	Jayden de Laura (45-27-2-2)	at California	Sept. 24, 2022
21. 400	Jayden de Laura (34-25-0-4)	at Washington	Oct. 15, 2022

FRESHMAN INDIVIDUAL PASSING YARDS (325+ YDS)

Yards	Name (C-A-INT-TD)	Opponent	Date
1. 520	Anu Solomon (47-73-2-5)	California	Sept. 20, 2014
2. 425	Anu Solomon (25-44-0-4)	UNLV	Aug. 29, 2014
3. 418	Keith Smith (25-35-1-1)	at California	Nov. 2, 1996
4. 395	Anu Solomon (43-72-0-1)	USC	Oct. 11, 2014
5. 352	Grant Gunnell (44-29-0-1)	UCLA	Sept. 28, 2019
6. 348	Ortege Jenkins (22-46-1-1)	Washington	Oct. 18, 1997
7. 335	Willie Tuitama (13-22-0-2)	at Oregon St.	Oct. 29, 2005
335	Anu Solomon (28-49-2-1)	vs. Boise State	Dec. 31, 2014
9. 328	Tom Tunnicliffe (22-38-0-3)	at Washington	Nov. 8, 1980

LONGEST PASSING PLAYS (80+ YDS)

Yds.	Passer to Receiver	Opponent	Date
1. 99	J. Johnson to B. Marshall	Idaho	Sept. 8, 2001
2. 95	B. Dawkins to T. Griffey	ASU	Nov. 21, 2015
3. 94	B. Watters to Al. Washington	New Mexico	Sept. 19, 1987
4. 92	N.Costa to A. Thurman	UCLA	Nov. 9, 2002
92	T. Tunnicliffe to B. Holland	Arizona St.	Nov. 27, 1982
92	B. Demory to C. McKee	at BYU	Nov. 13, 1971
92	A. Solomon to A. Hill	UNLV	Aug. 29, 2014
8. 89	D. White to R. Dice	Pacific	Sept. 2, 1995
9. 85	N. Foles to J. Criner	at Oregon	Nov. 26, 2010
85	G. Malauulu to D. Lockhart	Stanford	Sept. 14, 1991
85	A. Solomon to C. Jones	at UTSA	Sept. 4, 2014
12. 84	B. Brechler to F. Hudlow	Idaho	Nov. 9, 1963
13. 82	B. Demory to C. McKee	Oregon St.	Nov. 6, 1971
82	B. Demory to C. McKee	New Mexico	Oct. 30, 1971
15. 80	K. Smith to D. Northcutt	at Arizona St.	Nov. 27, 1999
80	B. Hill to T. Bell	New Mexico	Nov. 12, 1975
80	F. Capps to B. Lovin	New Mexico St.	Oct. 4, 1941

Total Offense/All-Purpose Yards, Game

TEAM TOTAL OFFENSE (600+ YDS)

Yds	Opponent	Plays	Date
1. 792	NAU	81	Sept. 19, 2015
2. 787	UNLV	94	Aug. 29, 2014
3. 720	Northern Arizona	74	Sept. 7, 2019
3. 691	New Mexico	91	Oct. 25, 1969
4. 689	South Carolina State	102	Sept. 15, 2012
5. 673	Colorado	83	Oct. 1, 2022
6. 670	at Colorado	82	Oct. 26, 2013
7. 644	Oregon State	88	Oct. 10, 2015
8. 627	California	106	Sept. 20, 2014
9. 626	Southern Utah	106	Sept. 15, 2018
10. 624	Toledo	80	Sept. 1, 2012
11. 617	at Stanford	103	Oct. 6, 2012
12. 616	at Colorado	84	Oct. 17, 2015
13. 610	Pacific	78	Oct. 23, 1982

14. 607	Arizona St.	72	Nov. 27, 1998
15. 606	South Dakota St.	76	Sept. 29, 1956
16. 605	UCLA	74	Oct. 14, 2017
17. 602	Oregon State	62	Nov. 11, 2017

INDIVIDUAL TOTAL OFFENSE (425+ YDS)

Yds	Player (Total plays)	Opponent	Date
1. 566	Anu Solomon (89)	California	Sept. 20, 2014
2. 517	Willie Tuitama (57)	at Washington	Oct. 27, 2007
3. 512	Jayden de Laura (83)	vs. Colorado	Oct. 1, 2022
4. 502	Keith Smith (55)	at California	Nov. 2, 1996
5. 485	Matt Scott (74)	at Stanford	Oct. 6, 2012
6. 481	Khalil Tate (27)	at Colorado	Oct. 7, 2017
7. 469	Khalil Tate (71)	at Hawai'i	Aug. 24, 2019
469	Matt Scott (65)	USC	Oct. 27, 2012
9. 461	Matt Scott (60)	Toledo	Sept. 1, 2012
10. 457	B.J. Denker (47)	at Colorado	Oct. 26, 2013
11. 456	Anu Solomon (52)	UNLV	Aug. 29, 2014
12. 451	Bruce Hill (44)	New Mexico	Oct. 25, 1975
13. 446	Nick Foles (51)	Oregon State	Oct. 9, 2010
14. 445	Nick Foles (57)	at Oregon	Nov. 26, 2010
15. 444	Jason Johnson (52)	at California	Nov. 16, 2012
76. 441	Jayden de Laura (68)	at Washington	Oct. 15, 2022
77. 443	Jayden de Laura (69)	vs. USC	Oct. 29, 2022
18. 432	Matt Scott (58)	Oregon State	Sept. 29, 2012
19. 427	Khalil Tate (67)	at Colorado	Oct. 5, 2019
20. 425	Willie Tuitama (54)	vs. New Mexico	Sept. 16, 2007

INDIVIDUAL ALL-PURPOSE YARDS

Yds	Player (Total plays)	Opponent	Date
1. 400	Ka'Deem Carey (27)	Colorado	Nov. 10, 2012
2. 359	Art Luppino (8)	New Mexico St.	Sept. 18, 1954
3. 340	Derek Hill (15)	at Stanford	Oct. 31, 1987
4. 338	Mike Thomas (16)	at Washington	Oct. 27, 2007
5. 327	Khalil Tate (14)	at Colorado	Oct. 7, 2017
6. 314	Dennis Northcutt (15)	at TCU	Sept. 5, 1999
7. 313	Ken Cardella (34)	at Arizona St.	Nov. 28, 1953
8. 311	Art Luppino (27)	Oregon	Oct. 22, 1955
9. 289	Art Luppino (29)	Arizona St.	Nov. 20, 1954
10. 288	Trung Canidate (18)	Arizona St.	Nov. 27, 1998
11. 284	J.J. Taylor (27)	at Oregon State	Sept. 22, 2018
12. 283	Jeremy McDaniel (14)	at California	Nov. 2, 1996

Individual Receiving, Game

INDIVIDUAL RECEIVING YARDS (180+ YDS)

Yds	Player (receptions)	Opponent	Date
1. 283	Jeremy McDaniel (14)	at California	Nov. 2, 1996
2. 259	Austin Hill (10)	USC	Oct. 27, 2012
3. 257	Dennis Northcutt (10)	at TCU	Sept. 5, 1999
4. 222	Bobby Wade (11)	at California	Nov. 16, 2002
5. 217	Theopolis Bell (7)	New Mexico	Oct. 25, 1975
217	Jon Horton (9)	Utah St.	Nov. 3, 1984
7. 208	Derek Hill (7)	at Stanford	Oct. 31, 1987
8. 205	Charlie McKee (6)	Oregon St.	Nov. 6, 1971
9. 203	Keith Hartwig (8)	Wyoming	Nov. 6, 1976
10. 196	Bill Glazier (8)	New Mexico	Nov. 3, 1951
11. 193	Nate Phillips (9)	vs. Boston College	Dec. 31, 2013
12. 186	Cayleb Jones (13)	California	Sept. 20, 2014
13. 182	Cayleb Jones (4)	at New Mexico	Dec. 19, 2015
14. 180	Jacob Cowing (12)	vs. Colorado	Oct. 1, 2022

SINGLE-GAME RECEPTIONS

Rec.	Player (Yards)	Opponent	Date
1. 14	Jeremy McDaniel (283)	at California	Nov. 2, 1996
2. 13	Cayleb Jones (186)	California	Sept. 20, 2014
3. 12	Jacob Cowing (180)	Colorado	Oct. 1, 2022
12	Stanley Berryhill III	vs. BYU	Sept. 4, 2021
12	Juron Criner (179)	Oregon State	Oct. 9, 2010
12	Juron Criner (152)	vs. Stanford	Oct. 17, 2009
12	David Roberts (138)	at Washington	Oct. 10, 2009
12	Rob Gronkowski (143)	at Oregon	Nov. 15, 2008
12	Bobby Wade (151)	Oregon	Oct. 5, 2002
12	Dave Hibbert (107)	at Texas Tech	Nov. 8, 1958
12	Mike Thomas (105)	at California	Sept. 22, 2007
12	Jim Greth (98)	Iowa St.	Nov. 19, 1966
12	Mike Thomas (83)	at USC	Oct. 13, 2007
14. 11	Austin Hill (165)	at Stanford	Oct. 6, 2012
11	Juron Criner (118)	at Washington	Oct. 29, 2011
11	Mike Thomas (127)	at New Mexico	Sept. 13, 2008
11	Bobby Wade (222)	at California	Nov. 16, 2002
11	Bobby Wade (157)	at Arizona St.	Nov. 23, 2001
11	Jim Greth (120)	at Iowa	Sept. 17, 1966
11	Hank Stanton (104)	at Oklahoma St.	Nov. 15, 1941

Special Teams, Game

LONGEST KICKOFF RETURNS

Yds	Player	Opponent	Date
1. 100	Chris McAlister	UCLA	Nov. 16, 1996
100	Chris McAlister	at Hawai'i	Sept. 3, 1998
100	Travis Cobb	Iowa	Sept. 18, 2010
4. 98	Wallace Smith	Whittier	Oct. 12, 1935
5. 97	Michael Bates	Washington St.	Oct. 27, 1990
97	Rick Stevenson	at Indiana	Oct. 26, 1968
7. 95	Travis Cobb	Washington St.	Nov. 7, 2009
95	Willie Hamilton	UTEP	Oct. 28, 1972
95	Gary Kenley	at New Mexico	Sept. 29, 1962
95	Ricky Harris	at Arizona St.	Nov. 30, 1963
95	Bill McCormick	UTEP	Nov. 14, 1953
12. 93	Charlie McKee	Kansas St.	Sept. 27, 1969
93	Vance Johnson	Oregon St.	Sept. 11, 1982

LONGEST PUNT RETURNS

Yds	Player	Opponent	Date
1. 94	Jackie Wallace	UCLA	Oct. 16, 1971
2. 91	Wally Scott	at Arizona St.	Nov. 27, 1965
3. 87	Fred Batiste	at Denver	Oct. 29, 1949
87*	Marquis Hundley	Idaho	Aug. 31, 2008
5. 86	Bug Wright	Washington State	Nov. 7, 2009
6. 84	Mark Streeter	at Texas Tech	Sept. 23, 1978
7. 83	Warren Livingston	at Colorado	Oct. 8, 1960
83	Kenny Cardella	at UTEP	Nov. 15, 1952
9. 82	Floyd Hudlow	Wyoming	Oct. 24, 1964
10. 81	Dennis Northcutt	at Arizona St.	Nov. 27, 1999
81	Marcellus Greene	Pacific	Nov. 15, 1980
81	DaVonte' Neal	at Washington St.	Oct. 25, 2014
13. 80	Dennis Northcutt	Middle Tenn. St.	Sept. 11, 1999
80	Sal Gonzalez	at New Mexico	Oct. 20, 1956
80	Charles Gilliland	UC-Davis	1924

(*returned fumbled punt - credited yards only)

LONGEST INTERCEPTION RETURNS

Yds	Player	Opponent	Date
1. 100	Chuck Cecil	Arizona St.	Nov. 22, 1986
2. 98	Mikal Smith	Arizona St.	Nov. 23, 1996
3. 97	Mike Scurlock	California	Nov. 5, 1994
4. 96	Allan Durden	at LSU	Sept. 22, 1984
5. 91	Robert Golden	at Washington	Oct. 29, 2011
6. 89	Lynnden Brown	at Washington	Oct. 27, 1984
7. 85	Trevin Wade	Iowa	Sept. 18, 2010
85	Scott Geyer	North Carolina St.	Dec. 31, 1989
9. 83	Dennis Anderson	Northwestern	Oct. 4, 1975
10. 79	Robert Golden	Stanford	Oct. 17, 2009
11. 78	Bob White	BYU	Nov. 11, 1972
12. 76	Jay Willett	at Kansas	Sept. 25, 1965
13. 75	Nate Ness	at Stanford	Oct. 11, 2008
75	Bill Penn	at New Mexico	Nov. 6, 1948
15. 70	James Middleton	New Mexico St.	Oct. 26, 1929
70	Ferrill Capps	San Diego St.	Oct. 20, 1945
70	Darryll Lewis	UCLA	Oct. 6, 1990

LONGEST PUNTS

Yds	Player	Opponent	Date
1. 84	Bill Hargis	at Rice	Oct. 11, 1930
2. 83	Keenyn Crier	at USC	Oct. 13, 2007
3. 82	Ted Bland	San Diego St.	Sept. 29, 1934
4. 80	Sergio Vega	UCLA	Nov. 1, 1980
80	John Wynne	at Kansas	Oct. 31, 1936
6. 78	Marty Lang	UTEP	Nov. 14, 1953
78	Nick Folk	Oregon St.	Oct. 21, 2006
8. 76	Danny Baugher	Purdue	Sept. 17, 2005
76	Marty Shuford	at Utah	Nov. 4, 1972
76	Glenn Lindner	New Mexico St.	Sept. 27, 1952
76	George Jackson	at Texas Tech	Nov. 11, 1935

LONGEST MADE FIELD GOALS

Yds	Player	Opponent	Date
1. 57	Lucas Havrisik	Utah	Nov. 13, 2021
57	Lucas Havrisik	Washington State	Oct. 28, 2017
57	Jon Prasuhn	Pacific	Sept. 2, 1995
57	Lee Pistor	at Iowa	Sept. 24, 1977
57	Max Zendejas	at Arizona St.	Nov. 23, 1985
6. 55	Lucas Havrisik	Colorado	Nov. 2, 2018
7. 54	Max Zendejas	Colorado	Sept. 28, 1985
54	Max Zendejas	Washington	Nov. 5, 1983
54	Lee Pistor	Colorado St.	Nov. 13, 1976
54	Steve McLaughlin	California	Nov. 5, 1994
11. 53	Lucas Havrisik	at Hawai'i	Aug. 24, 2019
53	Jake Smith	at California	Nov. 2, 2013
53	Nick Folk	Arizona St.	Nov. 26, 2004

53	Steve McLaughlin	Washington St.	Oct. 23, 1993
53	Steve McLaughlin	at Stanford	Sept. 24, 1994
53	Max Zendejas	Fresno St.	Sept. 1, 1984
53	Max Zendejas	UCLA	Nov. 12, 1983

Opponent Single-Game Records

OPPONENT TEAM TOTAL OFFENSE (600+ YDS)

	Yds	Opponent	Plays	Date
1.	724	at USC	96	Oct. 8, 2005
2.	701	at Arizona St.	97	Nov. 24, 1973
3.	659	vs. Nevada	105	Dec. 15, 2012
	659	at California	91	Nov. 2, 1996
5.	654	at Oregon St.	87	Oct. 29, 2005
6.	653	Washington State	101	Oct. 28, 2017
7.	642	at USC	78	Nov. 4, 2017
8.	636	Oklahoma State	92	Sept. 8, 2012
9.	631	Washington State	93	Oct. 24, 2015
10.	627	vs. Oregon	94	Dec. 5, 2014
11.	626	at Arizona St.	77	Nov. 10, 1951
12.	625	Colorado	81	Oct. 11, 1958
13.	621	USC	77	Oct. 29, 2022
14.	618	USC	75	Oct. 27, 2012
15.	617	at Stanford	77	Oct. 6, 2012
16.	614	at Washington State	84	Nov. 5, 2016
17.	613	Oregon State	88	Sept. 29, 2012
18.	611	at UCLA	93	Nov. 3, 2012
19.	607	Oregon	80	Oct. 6, 2001
20.	605	at Washington State	79	Nov. 17, 2018
21.	604	Michigan St.	75	Nov. 19, 1949

OPPONENT TEAM RUSHING OFFENSE

	Yds	Opponent	Att.	Date
1.	569	at Arizona St.	67	Nov. 10, 1951
2.	551	Colorado	66	Oct. 11, 1958
3.	505	at UCLA	56	Oct. 7, 1972
4.	471	Colorado	61	Oct. 9, 1954
5.	453	at UTEP	61	Nov. 20, 1954
6.	450	Arizona St.	59	Nov. 23, 1996
7.	441	New Mexico	75	Oct. 30, 1971
8.	428	at UTEP	59	Oct. 9, 1976
9.	425	UTEP	51	Oct. 15, 1949
10.	418	at Michigan St.	51	Oct. 16, 1948

OPPONENT TEAM PASSING OFFENSE

	Yds	Opponent (Att.-Cmp.-INT-TD)	Date
1.	602	Washington St. (84-58-4-3)	Oct. 28, 2017
2.	516	at Washington (44-36-0-4)	Oct. 15, 2022
2.	514	Washington St. (62-47-0-5)	Oct. 24, 2015
3.	511	Arizona St. (56-33-2-4)	Nov. 27, 1998
4.	503	at California (46-35-0-8)	Nov. 2, 1996
5.	493	USC (49-31-2-3)	Oct. 27, 2012
6.	489	at Washington St. (79-56-2-4)	Oct. 25, 2014
7.	482	at Washington St. (56-44-0-7)	Nov. 17, 2018
8.	474	at Washington St. (52-47-0-6)	Nov. 5, 2016
9.	468	USC (39-32-1-4)	Oct. 1, 2011
10.	455	at Washington (49-29-4-3)	Oct. 20, 2001

SINGLE-GAME SCORING

	Pts	Opponent	Ariz. Pts.	Date
1.	78	at USC	7	Nov. 10, 1928
2.	75	Michigan St.	0	Nov. 19, 1949
3.	69	at Washington State	7	Nov. 5, 2016
	69	at USC	6	Nov. 17, 1923
	69	at Washington State	28	Nov. 17, 2018
5.	66	at UCLA	10	Nov. 3, 2012
6.	65	Colorado	12	Oct. 11, 1958
7.	63	Oregon	28	Oct. 6, 2001
8.	62	at Minnesota	0	Sept. 30, 1939
9.	61	Arizona St.	14	Nov. 10, 1951
10.	59	at Purdue	7	Sept. 30, 2003
	59	LSU	13	Sept. 6, 2003

All-Time Single-Game Records

Arizona				Opponents			
Date	Opponent	Pts/Yds	Team Highs	Pts/Yds	Team	Date	
Sept. 19, 2015	NAU	77	Most Points Scored	78	at USC	Nov. 10, 1928	
Sept. 19, 2015	NAU	792	Team Total Offense Yards	724	at USC	Oct. 8, 2005	
Nov. 4, 2017	Oregon St.	534	Team Rushing Yards	569	at Arizona St.	Nov. 10, 1951	
Sept. 20, 2014	California	520	Team Passing Yards	602	Washington St.	Oct. 28, 2017	

Date	Player	Opponent	Yds	Offense	Yds	Team	Player	Date
Nov. 10, 2012	Ka'Deem Carey	Colorado	366	Most Rushing Yards	288	Oregon	LaMichael James	Sept. 22, 2011
Oct. 4, 1997	Trung Canidate	San Diego St.	96	Longest Rush	90	Michigan State	Lyn Chadnois	Nov. 19, 1949
Sept. 20, 2014	Anu Solomon	California	520	Most Passing Yards	516	Washington	Michael Penix Jr.	Oct. 15, 2022
Sept. 8, 2001	Jason Johnson	Idaho	99	Longest Completion	98	at Washington	Jake Locker	Oct. 27, 2007
					98	TCU	Brandon Hassell	Sept. 27, 2003
Nov. 2, 1996	Jeremy McDaniel	at California	283	Most Receiving Yards	345	USC	Margise Lee	Oct. 27, 2012
Sept. 8, 2001	Brandon Marshall	Idaho	99	Longest Reception	98	at Washington	Marcel Reece	Oct. 27, 2007
					98	TCU	Reggie Harrell	Sept. 27, 2003

Date	Player	Opponent	Yds	Returns	Yds	Team	Player	Date
Nov. 16, 1996	Chris McAlister	UCLA	100	Long Kickoff Return	100	Arizona St.	D.J. Taylor	Dec. 11, 2020
Sept. 3, 1998	Chris McAlister	at Hawai'i	100		100	UCLA	Matt Slater	Nov. 3, 2007
Sept. 18, 2010	Travis Cobb	Iowa	100		100	Loyola	Jack Brogan	Oct. 1, 1932
Oct. 16, 1971	Jackie Wallace	UCLA	94	Long Punt Return	95	California	DeSean Jackson	Nov. 11, 2006
Nov. 22, 1986	Chuck Cecil	Arizona State	100	Long INT Return	89	BYU	Wayne Soffe	Sept. 25, 1936

Date	Player	Opponent	Yds	Kicking/Punting	Yds	Team	Player	Date
Nov. 12, 2021	Lucas Havrisik	Utah	57	Longest Made Field Goal	63	at Colorado State	Clark Kemble	Nov. 15, 1975
Oct. 28, 2017	Lucas Havrisik	Washington State	57					
Sept. 2, 1995	Jon Prasuhn	Pacific	57					
Sept. 24, 1977	Lee Pistor	at Iowa	57					
Nov. 23, 1985	Max Zendejas	at Arizona St.	57					
Oct. 11, 1930	Bill Hargis	at Rice	84	Longest Punt	88	DePaul	Matt Steffen	Nov. 21, 1931

Season Rushing

TEAM PER GAME AVERAGE RUSHING

Avg.	Year
1. 309.3	2017 (3rd nationally)
2. 276.5	1954 (7th nationally)
3. 270.8	1973
4. 268.9	1953 (8th nationally)
5. 264.9	2013
6. 254.8	1952 (9th nationally)
7. 254.1	1975
8. 246.7	1988
9. 240.9	1989
10. 235.0	2016

INDIVIDUAL RUSHING (1,000+ YDS)

Yds	Player	Att.	Year
1. 1,929	Ka'Deem Carey	303	2012
2. 1,885	Ka'Deem Carey	349	2013
3. 1,602	Trung Canidate	253	1999
4. 1,434	J.J. Taylor	255	2018
5. 1,411	Khalil Tate	153	2017
6. 1,375	Nick Wilson (Fr.)	236	2014
7. 1,359	Art Luppino	179	1954
8. 1,313	Art Luppino	209	1955
9. 1,229	Clarence Farmer	209	2001
10. 1,220	Trung Canidate	167	1998
11. 1,184	Jim Upchurch	210	1973
12. 1,175	David Adams	238	1986
13. 1,163	Ontiwaun Carter	268	1994
14. 1,153	Nic Grigsby	214	2008
15. 1,148	Bob McCall	228	1972
16. 1,021	Hubert Oliver	197	1979
17. 1,004	Jim Upchurch	216	1974

RUSHING ATTEMPTS

Att.	Player	Yds	Year
1. 349	Ka'Deem Carey	1,885	2013
2. 303	Ka'Deem Carey	1,929	2012
3. 268	Ontiwaun Carter	1,163	1994
4. 255	J.J. Taylor	1,434	2018
5. 253	Trung Canidate	1,602	1999
6. 238	David Adams	1,175	1986
7. 236	Nick Wilson (Fr.)	1,375	2014
8. 228	Bob McCall	1,148	1972
9. 216	Jim Upchurch	1,004	1974
10. 214	Nic Grigsby	1,153	2008

FRESHMAN RUSHING YARDS

Yards	Player	Att-Yards-TD	Year
1. 1,375	Nick Wilson	236-1375-16	2014
2. 847	J.J. Taylor (RS)	146-847-5	2017
3. 704	Nic Grigsby	161-704-2	2007
4. 666	Clarence Farmer	138-666-5	2000
5. 654	Vance Johnson	123-654-6	1981

RUSHING TOUCHDOWNS (10+)

TD	Player	Year
1. 23	Ka'Deem Carey	2012
2. 21	Art Luppino	1954
3. 19	Ka'Deem Carey	2013
4. 16	Kelvin Eafon	1998
16	Nick Wilson	2014
6. 13	B.J. Denker (QB)	2013
13	Nic Grigsby	2008
8. 11	Trung Canidate	1999
9. 12	Khalil Tate (QB)	2017
10. 11	Zach Green	2017
11. 10	Brandon Dawkins (QB)	2016
10	Keola Antolin	2008
10	Clarence Farmer	2001
10	Trung Canidate	1998
10	Vance Johnson	1983
10	Jim Upchurch	1973

Season Passing

TEAM PER GAME AVERAGE PASSING

Avg.	Year
1. 370.7	2011 (4th nationally)
2. 318.4	2022 (6th nationally)
3. 308.5	2007 (10th nationally)
4. 307.7	2010 (9th nationally)
5. 298.4	2012 (23rd nationally)
6. 289.8	2002
7. 272.6	2014
8. 266.1	2019
9. 255.2	2018
10. 255.1	1966 (3rd nationally)
11. 253.1	1999

INDIVIDUAL PASSING (2,000+ YDS)

Yds	Player	Comp.-Att.	Year
1. 4,334	Nick Foles	387-560	2011
2. 3,793	Anu Solomon	313-540	2014
3. 3,685	Jayden de Laura	272-435	2022
3. 3,683	Willie Tuitama	327-524	2007
4. 3,620	Matt Scott	301-499	2012
5. 3,327	Jason Johnson	239-410	2002
6. 3,191	Nick Foles	286-426	2010
7. 3,088	Willie Tuitama	259-399	2008
8. 2,667	Anu Solomon	205-330	2015
9. 2,530	Khalil Tate	170-302	2018
10. 2,520	Tom Tunnicliffe	176-328	1982
11. 2,516	B.J. Denker	233-381	2013
12. 2,486	Nick Foles	260-410	2009
13. 2,474	Tom Tunnicliffe	185-351	1983
14. 2,368	Marc Reed	193-365	1966
15. 2,347	Jason Johnson	169-298	2001
16. 2,202	Alfred Jenkins	156-312	1984
17. 2,181	Dan White	169-296	1994

PASSING TOUCHDOWNS

TD	Player	Year
1. 28	Nick Foles	2011
28	Willie Tuitama	2007
28	Anu Solomon	2014
4. 27	Matt Scott	2012
5. 26	Khalil Tate	2018
6. 25	Jayden de Laura	2022
7. 23	Willie Tuitama	2008
8. 20	Nick Foles	2010
20	Marc Reed	1966
20	Anu Solomon	2015

PASS COMPLETIONS

Comp.	Player	Year
1. 387	Nick Foles	2011
2. 327	Willie Tuitama	2007
3. 320	Anu Solomon	2014
4. 301	Matt Scott	2012
5. 286	Nick Foles	2010
6. 272	Jayden de Laura	2022
7. 260	Nick Foles	2009
8. 259	Willie Tuitama	2008
9. 239	Jason Johnson	2002
10. 233	B.J. Denker	2013

PASS ATTEMPTS

Att.	Player	Year
1. 560	Nick Foles	2011
2. 540	Anu Solomon	2014
3. 524	Willie Tuitama	2007
4. 499	Matt Scott	2012
5. 435	Jayden de Laura	2022
6. 426	Nick Foles	2010
7. 410	Nick Foles	2009
410	Jason Johnson	2002
9. 399	Willie Tuitama	2008
10. 365	Marc Reed	1966

PASS COMPLETION PCT. (MIN. 100 ATT.)

Pct.	Player	Att.-Comp.	Year
1. 69.10	Nick Foles	387-560	2011
2. 68.50	Keith Smith	113-165	1998
3. 67.13	Nick Foles	286-426	2010
4. 65.16	Grant Gunnell	155-101	2019
4. 64.91	Willie Tuitama	259-399	2008
5. 63.41	Nick Foles	260-410	2009
6. 62.53	Jayden de Laura	435-272	2022
7. 62.12	Anu Solomon	205-330	2014
8. 62.01	Khalil Tate	179-111	2017
9. 61.15	B.J. Denker	233-381	2013
10. 60.24	Willie Tuitama	327-524	2007

PASSING EFFICIENCY (MIN. 90 ATT.)

Rating	Player	Att.	Year
1. 174.2	Keith Smith	165	1998
2. 157.1	Marc Lunsford	132	1976
3. 152.4	Khalil Tate	179	2017
4. 150.9	Matt Scott	93	2010
5. 150.2	Grant Gunnell	155	2019
6. 149.8	Khalil Tate	302	2018
7. 147.0	Anu Solomon	330	2015
8. 146.7	Jayden de Laura	435	2022
9. 145.6	Nick Foles	560	2011
10. 144.9	Willie Tuitama	399	2008

INTERCEPTIONS THROWN

Int.	Player	Att.	Year
1. 18	Bruce McCauley	138	1950
2. 17	Alfred Jenkins	312	1984
17	Tom Tunncliffe	217	1981
4. 16	Tom Tunncliffe	351	1983
16	Bruce Hill	249	1974
16	Marc Reed	365	1966
16	John Kelly	113	1949
8. 15	Kris Heavner	237	2003
9. 14	7 times (last Matt Scott, 2012)		

Season Receiving

RECEIVING YARDS (900+ YDS)

Yds	Player	Rec.	Year
1. 1,422	Dennis Northcutt	88	1999
2. 1,389	Bobby Wade	93	2002
3. 1,364	Austin Hill	81	2012
4. 1,233	Juron Criner	82	2010
5. 1,134	Keith Hartwig	54	1976
6. 1,105	Dorian Singer	66	2022
7. 1,038	Mike Thomas	83	2007
8. 1,034	Jacob Cowing	85	2022
9. 1,019	Cayleb Jones	73	2014
10. 1,003	Jim Greth	76	1966

PASS RECEPTIONS (60+)

Rec.	Player	Yards	Year
1. 93	Bobby Wade	1,389	2002
2. 88	Dennis Northcutt	1,422	1999
3. 85	Jacob Cowing	1,034	2022
3. 83	Stanley Berryhill III	744	2021
83	Mike Thomas	1,038	2007
5. 82	Juron Criner	1,233	2010
6. 81	Austin Hill	1,364	2012
7. 76	Jim Greth	1,003	1966
8. 74	Juron Criner	956	2011
74	Mike Thomas	825	2008
10. 73	Cayleb Jones	1,019	2014

TOUCHDOWN RECEPTIONS

TD	Player	Rec/Yards	Year
1. 11	Juron Criner	75-956	2011
11	Juron Criner	82-1,233	2010
11	Mike Thomas	83-1,038	2007
11	Theopolis Bell	53-700	1974
11	Austin Hill	81-1,364	2012
11	Shawn Poindexter	42-759	2018
6. 10	Keith Hartwig	53-1,134	1976
10	Rob Gronkowski	47-672	2008
8. 9	Cayleb Jones	73-1019	2014
9	Juron Criner	43-580	2009
9	Dennis Northcutt	68-767	1997
9	Jeremy McDaniel	58-916	1998

PASS RECEPTIONS BY TIGHT END

Player	Rec-Yards, TD	Year
1. Rob Gronkowski	47-672, 10 TD	2008
2. Tanner McLachlan	34-456, 2 TD	2022
3. Mark Keel	32-513, 2 TD	1982
4. Rob Gronkowski	28-525, 6 TD	2007
5. Mark Keel	27-343, 4 TD	1981
6. Steve Fleming	23-332, 2 TD	2004
7. Ron Beyer	21-296, 4 TD	1978
8. B. Manumaleuna	20-316, 2 TD	1999

FRESHMAN RECEIVING YARDS (SINGLE SEASON)

Player	Yds	Year
1. Tetairoa McMillan	702	2022
2. Nate Phillips	696	2013
3. Samajie Grant	373	2013
4. Dorian Singer	301	2021
5. Bryce Wolma	241	2017

Total Offense/All-Purpose

TEAM TOTAL OFFENSE PER GAME

Avg.	Year
1. 526.2	2012 (7th nationally)
2. 494.9	2015 (16th nationally)
3. 489.5	2017 (12th nationally)
4. 471.9	1999 (3rd nationally)
5. 465.2	2011 (17th nationally)
6. 463.6	2014
7. 461.9	2022 (22nd nationally)
8. 458.5	2013
9. 457.7	2018
10. 444.9	1998 (18th nationally)

INDIVIDUAL TOTAL OFFENSE YARDS

Yds	Player	Plays	Year
1. 4,231	Nick Foles	603	2011
2. 4,126	Matt Scott	612	2012
3. 4,084	Anu Solomon	677	2014
4. 3,801	Jayden de Laura	509	3,801
5. 3,520	Willie Tuitama	578	2007
6. 3,465	B.J. Denker	562	2013
7. 3,078	Nick Foles	461	2010
8. 3,002	Khalil Tate	332	2017
9. 2,968	Willie Tuitama	448	2008
10. 2,954	Jason Johnson	470	2002

ALL-PURPOSE YARDS

Yds	Player	Plays	Year
1. 2,249	Dennis Northcutt	134	1999
2. 2,248	Ka'Deem Carey	340	2012
3. 2,193	Art Luppino	210	1954
4. 2,058	Ka'Deem Carey	375	2013
5. 1,949	Bobby Wade	127	2002
6. 1,902	Art Luppino	239	1955
7. 1,855	Trung Canidate	283	1999
8. 1,826	Mike Thomas	119	2007
9. 1,772	Derek Hill	111	1987
10. 1,648	Mike Thomas	141	2008

Season Scoring

TEAM SCORING PER GAME

PPG	Year
1. 41.3	2017 (5th nationally)
2. 38.5	1954 (2nd nationally)
3. 38.2	2012 (15th nationally)
4. 37.4	2015 (20th nationally)
5. 36.6	2008 (16th nationally)
6. 34.7	1998 (15th nationally)
7. 34.5	2014
8. 33.5	2013
9. 32.1	1983 (8th nationally)
10. 31.3	2018

TEAM SCORING MARGIN

PPG	Year
1. 20.0	1929
2. 19.2	1935
3. 17.0	1954
4. 16.7	1998
5. 15.7	1961
6. 15.3	2008
7. 15.0	1983
8. 14.6	1975
9. 13.6	1936

INDIVIDUAL SCORING

Pts	Player	TD-XP-FG	Year
1. 166	Art Luppino	24-22-0	1954
2. 144	Ka'Deem Carey	24-0-0	2012
3. 123	Casey Skowron	1-57-20	2014
4. 121	Harold McClellan	NA-NA-0	1921
5. 120	Ka'Deem Carey	20-0-0	2013
6. 113	Casey Skowron	0-59-18	2015
7. 102	John Bonano	0-68-14	2012
102	Nick Wilson	17-0-0	2014
9. 100	Jason Bondzio	0-38-21	2007
10. 99	Max Zendejas	0-39-20	1983
11. 98	Josh Pollack	0-65-11	2017
12. 97	Jason Bondzio	0-55-14	2008
97	Gary Coston	0-34-21	1986
14. 96	Art Luppino	13-18-0	1955
15. 96	Kelvin Eafon	16-0-0	1998
16. 95	Steve McLaughlin	0-26-23	1994

Season Special Teams

INDIVIDUAL PUNTING AVERAGE

Avg.	Player	Punts	Year
1. 49.2	Kyle Ostendorp	58	2021
2. 47.5	Danny Baugher	37	2005
3. 46.1	Drew Riggelman	76	2014
4. 46.0	Kyle Dugandzic	40	2011
5. 45.5	Kyle Ostendorp	34	2022
6. 45.3	Drew Riggelman	52	2015
7. 44.6	Joe Payton	56	1965
8. 44.0	Nick Folk	74	2006
9. 43.9	Keenyn Crier	48	2008
43.9	Mitch Hoopes	40	1969

KICK RETURN AVERAGE (1.2/GM OR 200YDS)

Avg.	Player	Ret.-Yds	Year
1. 37.8	Ricky Stevenson	9-340	1968
2. 32.5	Floyd Hudlow	13-422	1963
3. 31.6	Art Luppino	20-632	1954
4. 31.1	Bill McCormick	8-249	1953
5. 30.8	Chuck Levy	9-277	1993
6. 29.6	Cary Taylor	9-266	1993
7. 29.5	Chris McAlister	8-236	1998
8. 29.1	Willie Hamilton	14-408	1972
9. 28.4	Keola Antolin	9-256	2009
10. 28.3	Theopolis Bell	16-453	1975

PUNT RETURN AVERAGE (1.2/GM)

Avg.	Player	No.	Year
1. 18.9	Dennis Northcutt	23-436	1999
2. 17.4	Ricky Harris	12-209	1963
3. 16.9	Eddie Wolgast	13-220	1949
4. 16.2	Kenny Cardella	13-211	1953
5. 15.9	Bobby Jackson	16-255	1952
6. 13.5	Mike Thomas	29-392	2008
7. 13.4	Gary Kenley	12-161	1961
8. 13.1	Syndric Steptoe	20-261	2006
9. 12.9	Tommy Grimes	12-155	1954
10. 12.9	Wally Scott	27-348	1965
***19.2	Bug Wright (1.1 per gm)		2009

Offensive Touchdowns Pac-10/12 Years

Year	Rush TD	Pass TD	Off. TD	Points
2022	19	26	45	370
2021	6	12	18	206
2020	4	6	10	87
2019	19	23	42	323
2018	14	29	43	376
2017	48	19	67	537
2016	26	13	39	297
2015	31	27	58	486
2014	26	29	55	483
2013	36	16	52	435
2012	33	30	63	496
2011	17	29	46	369
2010	20	25	45	367
2009	19	20	49	356
2008	33	23	56	476
2007	7	28	35	336
2006	11	9	20	199
2005	11	19	30	252
2004	9	10	19	164
2003	10	14	24	181
2002	7	17	24	227
2001	16	21	35	320
2000	16	9	25	254
1999	23	19	42	339
1998	34	18	52	416
1997	13	27	40	297
1996	15	15	30	310
1995	7	18	25	207
1994	12	14	26	265
1993	18	11	29	265
1992	18	6	24	217
1991	23	8	31	248
1990	26	4	30	267
1989	21	6	27	231
1988	25	8	33	279
1987	22	7	29	263
1986	19	12	31	322
1985	13	7	20	239
1984	14	12	26	272
1983	24	12	36	353
1982	16	19	35	311
1981	15	15	30	253
1980	15	10	25	215
1979	21	7	28	234
1978	21	9	30	245

Annual Rushing Leaders (Since 1958)

Year	Player	TC	Net	TD	Avg.	PG
1958	W. Livingston	63	187	0	2.9	
1959	W. Livingston	57	380	3	6.7	
1960	B. Thompson	92	732	6	8.0	
1961	B. Thompson	103	752	8	7.3	
1962	Tom Kosser	64	427	3	6.5	
1963	Jim Oliver	49	214	1	4.4	
1964	Floyd Hudlow	73	402	8	5.5	
1965	Brad Hubbert	133	526	0	4.0	
1966	Brad Hubbert	115	501	1	4.4	
1967	David Barajas	87	337	5	3.7	
1968	Noki Fuimaono	156	579	1	3.5	
1969	Ron Gardin	188	759	7	4.0	
1970	Willie Lewis	163	665	3	4.1	66.5
1971	Bob McCall	134	525	0	3.9	47.7
1972	Bob McCall	228	1,148	3	5.0	104.3
1973	Jim Upchurch	210	1,184	10	5.6	107.6
1974	Jim Upchurch	216	1,004	4	4.6	91.2
1975	Dave Randolph	141	657	5	4.7	59.7
1976	D. Anderson	114	506	5	4.4	46.0
1977	D. Anderson	122	568	8	4.7	47.3
1978	Hubert Oliver	198	866	7	4.4	78.7
1979	Hubert Oliver	197	1,021	6	5.2	92.8
1980	Hubert Oliver	146	655	4	4.5	65.5
1981	Vance Johnson	123	654	6	5.3	59.4
1982	Vance Johnson	111	443	4	4.0	44.3
1983	Chris Brewer	114	586	7	5.1	53.3
1984	David Adams	188	750	6	4.0	68.2
1985	David Adams	138	511	2	3.7	51.1
1986	David Adams	238	1,175	7	4.9	106.8
1987	Ron Veal	161	566	9	3.5	56.6
1988	A. Washington	113	651	3	5.8	65.1
1989	David Eldridge	143	788	8	5.5	71.6
1990	Art Greathouse	104	482	5	4.6	48.2
1991	Billy Johnson	116	682	5	5.9	68.2
1992	Ontiwaun Carter	195	739	6	3.8	67.2
1993	Ontiwaun Carter	178	837	4	4.7	83.7
1994	Ontiwaun Carter	268	1163	7	4.3	105.7
1995	Gary Taylor	177	714	2	4.0	64.9
1996	Gary Taylor	120	564	4	4.7	51.3
1997	Trung Canidate	138	804	4	5.8	100.5
1998	Trung Canidate	167	1,220	10	7.3	110.9
1999	Trung Canidate	253	1,602	11	6.3	133.5
2000	Clarence Farmer	138	666	5	4.8	66.6
2001	Clarence Farmer	209	1,229	10	5.9	111.7
2002	Mike Bell	106	341	1	3.2	28.4
2003	Mike Bell	168	920	6	5.5	76.7
2004	Mike Bell	204	950	5	4.7	86.4
2005	Mike Bell	200	952	5	4.8	86.5
2006	Chris Henry	165	581	7	3.5	52.8
2007	Nic Grigsby	161	704	2	4.4	70.4
2008	Nic Grigsby	214	1,196	13	5.4	88.7
2009	Keola Antolin	114	637	4	5.6	49.0
2010	Keola Antolin	143	668	7	4.7	51.4
2011	Keola Antolin	126	568	5	4.5	47.3
2012	Ka'Deem Carey	303	1,929	23	6.4	148.4
2013	Ka'Deem Carey	349	1,885	19	5.4	157.1
2014	Nick Wilson	236	1,375	16	5.8	105.8
2015	Jared Baker	131	798	9	6.1	66.5
2016	Brandon Dawkins (QB)	131	944	10	7.2	94.4
2017	Khalil Tate (QB)	153	1,411	12	9.2	128.3
2018	J.J. Taylor	255	1,434	6	5.6	119.5
2019	J.J. Taylor	148	721	5	4.9	65.5
2020	Gary Brightwell	88	390	1	4.4	78.0
2021	Drake Anderson	87	384	1	4.4	34.9
2022	Michael Wiley	113	771	8	6.8	70.09

Annual Passing Leaders (Since 1958)

Year	Player	Comp.-Att	Int.	Yards	TD	Pct.
1958	Ralph Hunsaker	106-191	13	1,129	5	55.5
1959	Eddie Wilson	31-76	6	476	4	40.7
1960	Eddie Wilson	62-116	7	1,020	9	53.4
1961	Eddie Wilson	79-154	7	1,294	10	51.3
1962	Eddie Bricker	18-45	3	313	3	40.0
1963	Bill Brechler	34-82	3	550	7	41.5
1964	Lou White	25-67	9	419	2	37.3
1965	Phil Albert	58-123	6	559	2	47.2
1966	Mark Reed	193-365	16	2,368	20	52.9
1967	Bruce Lee	57-137	8	635	5	41.6
1968	Mark Driscoll	62-152	8	927	5	40.8
1969	Brian Linstrom	119-258	10	1,598	11	46.1
1970	Brian Linstrom	59-141	8	884	5	42.0
1971	Bill Demory	91-199	11	1,384	10	45.7
1972	Bill Demory	76-174	8	1,175	13	43.6
1973	Bruce Hill	104-216	9	1,529	9	48.1
1974	Bruce Hill	133-249	16	1,814	18	53.4
1975	Bruce Hill	102-215	3	1,747	18	47.4
1976	Marc Lunsford	70-132	5	1,284	12	53.0
1977	Marc Lunsford	71-166	10	1,344	6	42.8
1978	Jim Krohn	79-151	8	996	9	52.3
1979	Jim Krohn	93-175	14	1,094	7	53.1
1980	Tom Tunnicliffe	96-173	9	1,204	8	55.5
1981	Tom Tunnicliffe	117-217	17	1,420	9	53.9
1982	Tom Tunnicliffe	176-328	14	2,520	18	53.7
1983	Tom Tunnicliffe	185-351	16	2,474	11	52.7
1984	Alfred Jenkins	156-312	17	2,202	11	50.0
1985	Alfred Jenkins	150-278	10	1,767	7	54.0
1986	Alfred Jenkins	118-232	9	1,573	10	50.9
1987	Ron Veal	75-153	9	1,239	4	49.0
1988	Ron Veal	40-105	3	669	4	38.1
1989	Ron Veal	46-117	5	517	2	39.3
1990	George Malauulu	46-101	5	726	1	45.5
1991	George Malauulu	52-99	5	674	5	52.5
1992	George Malauulu	97-198	7	1,210	6	49.0
1993	Dan White	103-207	7	1,410	11	49.8
1994	Dan White	169-296	7	2,181	14	57.1
1995	Dan White	150-297	10	1,855	15	50.5
1996	Keith Smith	117-193	6	1,450	11	60.6
1997	Ortege Jenkins	115-235	5	1,669	19	48.9
1998	Keith Smith	113-165	7	1,732	13	68.5
1999	Keith Smith	131-228	8	1,903	10	57.5
2000	Ortege Jenkins	123-261	12	1,647	9	47.1
2001	Jason Johnson	169-298	13	2,347	19	56.7
2002	Jason Johnson	239-410	13	3,327	16	58.3
2003	Kris Heavner	121-237	15	1,501	8	51.1
2004	R. Kovalcheck	80-168	7	950	6	47.6
2005	R. Kovalcheck	125-220	11	1,351	10	56.8
2006	Willie Tuitama	118-211	6	1,335	7	55.9
2007	Willie Tuitama	327-524	11	3,683	28	62.4
2008	Willie Tuitama	259-499	8	3,088	23	64.9
2009	Nick Foles	260-410	9	2,486	19	63.4
2010	Nick Foles	286-426	10	3,191	20	67.1
2011	Nick Foles	387-560	14	4,334	28	69.1
2012	Matt Scott	301-499	14	3,670	27	60.3
2013	B.J. Denker	233-381	7	2,516	16	61.2
2014	Anu Solomon	313-540	9	3,793	28	58.0
2015	Anu Solomon	205-330	5	2,667	20	62.1
2016	Brandon Dawkins	98-182	6	1,348	8	53.8
2017	Khalil Tate	111-179	9	1,591	14	62.0
2018	Khalil Tate	170-302	8	2,530	26	56.3
2019	Khalil Tate	160-266	11	1,954	14	60.2
2020	Grant Gunnell	64-93	2	625	6	68.8
2021	Will Plummer	155-267	9	1,610	6	58.05
2022	Jayden de Laura	272-435	13	3,685	25	62.53

Annual Receptions Leaders (Since 1958)

Year	Name	No.	Yards	TD	Avg.
1958	Dave Hibbert	61	606	4	9.9
1959	Willie Peete	10	173	1	17.3
1960	Joe Hernandez	24	440	7	18.3
1961	Joe Hernandez	27	423	1	15.7
1962	Ken Cook	11	187	1	17.0
1963	Floyd Hudlow	13	167	3	12.8
1964	Rickie Harris	28	391	1	13.9
1965	Tim Plodinec	20	191	1	9.6
1966	Jim Greth	76	1,003	8	13.1
1967	Wally Scott	15	243	1	16.2
	Jim Coddington	15	182	1	12.1
1968	Ron Gardin	48	892	4	18.6
1969	Hal Arnason	30	489	3	16.3
1970	Hal Arnason	35	569	2	16.3
1971	Charlie McKeel	43	854	5	19.8
1972	Barry Dean	22	414	3	18.8
	Theo Bell	22	408	4	18.6
1973	Theo Bell	47	790	7	16.8
1974	Theo Bell	53	700	11	13.2
1975	Scott Piper	45	718	7	15.9
1976	Keith Hartwig	54	1,134	10	21.0
1977	Harry Holt	24	423	2	17.6
1978	Ron Beyer	21	296	4	14.1
1979	Tim Holmes	24	319	0	13.3
1980	Tim Holmes	33	545	0	16.5
1981	Mark Keel	27	343	4	12.7
1982	Brad Anderson	44	870	5	19.8
1983	Jay Dobyns	50	694	1	13.9
1984	Jon Horton	45	880	6	19.6
1985	Jon Horton	43	685	3	15.9
1986	Derek Hill	32	523	3	16.3
1987	Derek Hill	45	798	4	17.7
1988	Derek Hill	25	508	5	20.3
1989	Reggie McGill	11	170	1	15.5
1990	Terry Vaughn	22	431	2	19.6
1991	Terry Vaughn	21	270	1	12.9
1992	Troy Dickey	28	395	1	14.1
1993	Terry Vaughn	36	474	2	13.2
1994	Richard Dice	56	969	8	17.3
1995	Rodney Williams	46	587	4	12.8
1996	Jeremy McDaniel	31	607	3	19.6
1997	Dennis Northcutt	58	767	9	13.2
1998	Dennis Northcutt	63	922	6	14.6
1999	Dennis Northcutt	88	1,422	8	16.2
2000	Bobby Wade	45	626	3	13.9
2001	Bobby Wade	62	882	8	14.2
2002	Bobby Wade	93	1,389	8	14.9
2003	Biren Ealy	42	577	4	13.7
2004	Syndric Steptoe	30	446	3	14.9
2005	Mike Thomas	52	771	5	14.8
2006	Syndric Steptoe	55	568	2	10.3
2007	Mike Thomas	83	1,038	11	12.5
2008	Mike Thomas	74	825	4	11.1
2009	Terrell Turner	48	458	4	9.5
2010	Juron Criner	82	1,233	11	15.0
2011	Juron Criner	75	956	11	12.7
2012	Austin Hill	81	1,364	11	16.8
2013	Nate Phillips	51	696	7	13.6
2014	Cayleb Jones	73	1,019	9	14.0
2015	Cayleb Jones	55	904	5	16.4
2016	Nate Phillips	33	414	2	12.5
2017	Shun Brown	43	573	6	13.3
2018	Shun Brown	64	655	6	10.2
2019	Brian Casteel	45	397	3	8.8
2020	Stanley Berryhill III	23	227	3	9.9
2021	Stanley Berryhill III	83	744	1	9.0
2022	Jacob Cowing	85	1034	7	12.2

Primary Kickers (Since 1958)

Year	Kicker	FG-A	Pct	PAT	.Pct
1960	Eddie Wilson	2-x	--	17-x	...
1961	Eddie Wilson	2-x	--	24-26	.923
1962	John Fouse	0-1	.000	3-4	.750
	Gary Kenley	0-0	--	4-5	.800
1963	Bill Brechler	0-2	.000	10-17	.588
1964	Tom Malloy	1-2	.500	14-17	.824
1965	Jan Komorowski	4-x	--	7-x	...
1966	Don Wilhelm	1-7	.143	13-16	.813
1967	Ken Sarnoski	3-10	.300	19-21	.905
1968	Steve Hurley	7-19	.368	17-22	.772
1969	Steve Hurley	8-14	.571	24-27	.889
1970	Al Mendoza	3-8	.375	13-15	.867
	Steve Hurley	4-6	.667	3-4	.750
1971	Mike DeSylvia	3-7	.429	18-22	.818
1972	Charlie Gorham	6-11	.545	26-28	.929
1973	Charlie Gorham	11-17	.647	31-36	.861
1974	Lee Pistor	7-12	.583	30-32	.938
1975	Lee Pistor	15-19	.789	35-38	.921
1976	Lee Pistor	13-21	.619	30-31	.968
1977	Lee Pistor	7-22	.318	25-29	.862
1978	Bill Zivic	8-19	.421	25-28	.893
1979	Bill Zivic	9-17	.529	28-28	1.000
	Brett Weber	1-2	.500	0-0	...
1980	Brett Weber	7-12	.583	26-26	1.000
1981	Brett Weber	11-20	.550	21-26	.808
	Bob Boris	1-4	.250	0-0	...
1982	Max Zendejas	14-23	.609	37-38	.974
1983	Max Zendejas	20-25	.800	39-39	1.000
1984	Max Zendejas	21-27	.778	23-24	.958
1985	Max Zendejas	22-29	.759	23-23	1.000
1986	Gary Coston	21-24	.875	34-34	1.000
	Jeff Valder	3-4	.750	0-0	...
1987	Gary Coston	15-23	.652	28-29	.966
1988	Doug Pfaff	12-17	.706	22-22	1.000
	Gary Coston	1-3	.333	9-9	1.000
1989	Doug Pfaff	14-19	.737	20-20	1.000
	Gary Coston	0-0	---	7-7	1.000
1990	Gary Coston	9-13	.692	32-32	1.000
1991	S. McLaughlin	3-6	.500	29-32	.906
1992	S. McLaughlin	11-20	.550	26-26	1.000
1993	S. McLaughlin	13-20	.650	27-29	.931
	Jon Prasuhn	1-2	.500	2-2	1.000
1994	S. McLaughlin	23-29	.793	26-26	1.000
1995	Jon Prasuhn	9-14	.643	22-25	.880
1996	Matt Peyton	12-21	.571	38-38	1.000
1997	Mark McDonald	5-8	.625	31-31	1.000
	T.J. Rodriguez	2-4	.500	5-7	.714
1998	Mark McDonald	8-17	.471	50-52	.962
	Michael Johnson	0-1	.000	0-0	...
1999	Sean Keel	5-8	.625	12-13	.923
	Mark McDonald	1-10	.100	21-25	.840
	Chris Palic	0-1	.000	2-2	1.000
2000	Sean Keel	13-17	.765	25-26	.962
2001	Sean Keel	9-14	.643	37-40	.925
2002	Bobby Gill	7-11	.636	17-17	1.000
	Sean Keel	6-11	.550	9-10	.900
2003	Bobby Gill	2-8	.250	15-16	.938
	Nick Folk	0-3	.000	8-8	1.000
2004	Nick Folk	8-13	.615	18-18	1.000
2005	Nick Folk	7-11	.636	31-33	.939
2006	Nick Folk	15-20	.750	22-22	1.000
2007	Jason Bondzio	21-26	.808	37-38	.974
2008	Jason Bondzio	14-16	.875	55-55	1.000
2009	Alex Zendejas	17-22	.773	38-41	.927
2010	Alex Zendejas	14-19	.737	41-46	.891
2011	John Bonano	8-12	.667	24-24	1.000
2012	John Bonano	14-20	.700	58-59	.983
2013	Jake Smith	12-19	.632	53-55	.964
2014	Casey Skowron	20-28	.714	57-57	1.000
2015	Casey Skowron	18-22	.818	59-61	.967
2016	Josh Pollack	9-14	.643	36-36	1.000
2017	Josh Pollack	11-15	.733	65-67	.970
2018	Josh Pollack	13-16	.812	17-18	.944
2019	Lucas Havrisik	10-17	.588	37-39	.949
2020	Lucas Havrisik	6-7	.857	9-10	.900
2021	Lucas Havrisik	9-14	.650	3-3	1.000
	Tyler Loop	12-12	1.000	12-12	1.000
2022	Tyler Loop	18-21	.857	38-38	1.000

Rushing Career

CAREER RUSHING (2,000+ YDS)

Yds	Player	Att.	Years
1. 4,239	Ka'Deem Carey	743	2011-13
2. 3,824	Trung Canidate	604	1996-99
3. 3,501	Ontiwaun Carter	805	1991-94
4. 3,381	Art Luppino	513	1953-56
5. 3,263	J.J. Taylor	587	2016-19
6. 3,163	Mike Bell	678	2002-05
7. 3,096	Hubie Oliver	649	1977-80
8. 3,038	Nick Wilson	553	2014-17
9. 2,957	Nic Grigsby	572	2007-10
10. 2,571	David Adams	600	1984-86
11. 2,530	Clarence Farmer	521	2000-03
12. 2,397	Keola Antolin	500	2008-10
13. 2,389	Jim Upchurch	488	1972-74
14. 2,074	Bob McCall	473	1970-72
15. 2,060	Ken Cardella	336	1051-53
16. 2,022	Eddie Wolgast	387	1945-50

RUSHING TOUCHDOWNS (20+)

1. 48	Ka'Deem Carey	2011-13
2. 44	Art Luppino	1953-56
3. 33	Nick Wilson	2014-17
4. 28	Nic Grigsby	2007-10
5. 27	Ronald Veal (QB)	1987-90
6. 26	Keola Antolin	2008-11
7. 25	Trung Canidate	1996-99
8. 21	Ontiwaun Carter	1991-94
9. 20	Kelvin Eafon (FB)	1996-98
20	Vance Johnson	1981-84

Passing Career

CAREER PASSING (3,000+ YDS)

Yds	Player	Att.-Cmp.-Int.-TD	Years
1. 10,011	Nick Foles	1,396-933-33-67	2009-11
2. 9,211	Willie Tuitama	1,276-786-31-67	2005-08
3. 7,618	Tom Tunnicliffe	1,069-574-56-46	1980-83
4. 6,922	Anu Solomon	933-555-16-49	2014-16
5. 6,318	Khalil Tate	792-459-31-57	2016-19
6. 6,016	Alfred Jenkins	879-456-38-30	1983-86
7. 5,972	Keith Smith	726-434-27-42	1996-99
8. 5,749	Jason Johnson	719-413-26-35	1999-02
9. 5,723	Dan White	850-446-27-43	1993-95
10. 5,424	Ortege Jenkins	717-488-27-42	1997-00
11. 5,090	Bruce Hill	680-339-28-45	1973-75
12. 4,921	Matt Scott	676-415-19-33	2008-12
13. 3,685	Jayden de Laura	435-272-13-25	2022-pres.
14. 3,305	Jim Krohn	513-260-36-24	1976-79
15. 3,268	Bill Demory	481-220-24-20	1970-72
16. 3,127	Marc Reed	504-247-30-24	1966-67
17. 3,111	George Malauulu	584-241-19-10	1989-92

PASSING TOUCHDOWNS (20+)

Passes	Name	Years
1. 67	Nick Foles	2009-11
67	Willie Tuitama	2005-08
3. 57	Khalil Tate	2016-19
4. 49	Anu Solomon	2014-16
5. 46	Tom Tunnicliffe	1980-83
6. 45	Bruce Hill	1973-75
7. 43	Dan White	1993-95
8. 42	Keith Smith	1996-99
42	Ortege Jenkins	1997-00
10. 35	Jason Johnson	1999-02
11. 33	Matt Scott	2008-12
12. 30	Alfred Jenkins	1983-86
13. 25	Jayden de Laura	2022-pres.
14. 24	Jim Krohn	1976-79
15. 20	Bill Demory	1970-72



Nick Foles

Receiving Career

CAREER RECEIVING YARDS (TOP 16)

Yds	Player	Rec./TD	Years
1. 3,351	Bobby Wade	230/23	1999-02
2. 3,252	Dennis Northcutt	223/24	1996-99
3. 3,231	Mike Thomas	259/23	2005-08
4. 2,859	Juron Criner	209/32	2008-11
5. 2,509	Theopolis Bell	153/30	1972-75
6. 2,415	Jon Horton	136/16	1983-86
7. 2,280	Austin Hill	147/17	2011-14
8. 1,957	Richard Dice	119/17	1993-96
9. 1,946	Nate Phillips	153/15	2013-16
10. 1,925	Derek Hill	112/14	1985-88
11. 1,923	Cayleb Jones	128/14	2014-15
12. 1,884	Terry Vaughn	109/6	1990-93
13. 1,789	Brad Anderson	97/8	1981-83
14. 1,773	Shun Brown	140/15	2015-18
15. 1,652	Charlie McKee	85/19	1969-71
16. 1,639	Samajie Grant	145/12	2013-16

PASS RECEPTIONS (TOP 13)

Rec.	Player	Yards/TD	Years
1. 259	Mike Thomas	3,231/23	2005-08
2. 230	Bobby Wade	3,351/23	1999-02
3. 223	Dennis Northcutt	3,252/24	1996-99
4. 209	Juron Criner	2,859/32	2008-11
5. 153	Nate Phillips	1,946/15	2013-16
153	Theopolis Bell	2,509/30	1972-75
7. 151	David Douglas	1,542/11	2008-11
8. 147	Austin Hill	2,280/17	2011-14
9. 145	Samajie Grant	1,639/12	2013-16
10. 140	Shun Brown	1,773/15	2015-18
11. 139	Stanley Berryhill III	1,477/9	2018-21
12. 136	Jon Horton	2,415/16	1983-86
13. 131	Syndric Steptoe	1,584/6	2003-06

RECEIVING TOUCHDOWNS (12+)

TD	Player	Rec-Yards	Years
1. 32	Juron Criner	209-2859	2008-11
2. 30	Theopolis Bell	153-2,509	1972-75
3. 24	Dennis Northcutt	223-3,252	1996-99
4. 23	Mike Thomas	259-3,231	2005-08
23	Bobby Wade	230-3,351	1999-02
6. 19	Charlie McKee	85-1,652	1969-71
7. 17	Richard Dice	119-1,957	1993-96
17	Austin Hill	147-2,280	2011-14
9. 16	Rob Gronkowski	75-1,197	2007-08
16	Jon Horton	136-2,415	1983-86
11. 15	Nate Phillips	153-1,946	2013-16
15	Shun Brown	140-1,773	2015-18
15	Derek Hill	112-1,925	1985-88
13. 14	Cayleb Jones	128-1,923	2014-15
14. 12	Samajie Grant	145-1,639	2013-16
12	Shawn Poindexter	67-1,135	2016-18
12	Rodney Williams	112-1,536	1995-97

CAREER RECEIVING BY TIGHT ENDS

Player	Rec.-Yds, TD	Year
1. Rob Gronkowski	75-1197, 16 TD	2007-08
2. Mark Keel	59-857, 6 TD	1981-82
3. Ron Beyer	53-801, 7 TD	1975-78
4. Steve Fleming	50-584, 4 TD	2001-04
5. B. Manumaleuna	40-571, 3 TD	1997-2000



Mike Thomas

CAREER TOTAL OFFENSE

Yards	Player	Att.	Years
1. 9,712	Nick Foles	1,503	2009-11
2. 8,727	Willie Tuitama	1,448	2005-08
7. 8,603	Khalil Tate	1,158	2016-19
3. 7,359	Anu Solomon	1,162	2014-16
4. 7,336	Tom Tunnicliffe	1,253	1980-83
5. 7,049	Keith Smith	1,021	1996-99
6. 6,307	Alfred Jenkins	1,136	1983-86
8. 6,059	Matt Scott	612	2008-12
9. 6,054	Bruce Hill	1,067	1973-75
10. 5,577	Ortege Jenkins	1,111	1997-00
11. 5,490	Nick Foles	899	2009-11
12. 5,312	Dan White	992	1993-95
13. 5,285	Jason Johnson	832	1999-02
14. 4,307	Jim Krohn	893	1976-79

CAREER ALL-PURPOSE YARDS

Yds	Player	Plays	Years
1. 5,483	Ka'Deem Carey	847	2011-13
2. 5,392	Dennis Northcutt	368	1996-99
3. 4,981	Mike Thomas	375	2005-08
4. 4,963	Art Luppino	607	1953-56
5. 4,943	Theopolis Bell	317	1972-75
6. 4,785	Bobby Wade	340	1999-02
7. 4,764	J.J. Taylor	693	2016-19
7. 4,378	Trung Canidate	646	1996-99
8. 4,343	Vance Johnson	645	1981-84
9. 4,023	Ontiwaun Carter	855	1991-94
10. 3,931	Syndric Steptoe	272	2003-06
11. 3,830	Derek Hill	279	1985-88
12. 3,795	Chuck Levy	510	1991-93
13. 3,698	Eddie Wolgast	379	1945-48

CAREER SCORING

Pts	Player	TD-XP-FG	Years
1. 360	Max Zendejas	0-123-79	1982-85
2. 337	Art Luppino	48-49-0	1953-56
3. 312	Ka'Deem Carey	52-0-0	2011-13
4. 283	Steve McLaughlin	0-112-57	1991-94
5. 262	Gary Coston	0-115-49	1986-90
6. 246	Lee Pistor	0-120-42	1974-77
7. 236	Casey Skowron	1-116-38	2014-15
8. 218	Josh Pollack	0-119-33	2015-18
9. 204	Nick Wilson	34-0-0	2014-17
10. 197	Jason Bondzio	0-67-35	2007-08
11. 194	Vance Johnson	32-1-0	1981-84
12. 192	Juron Criner	32-0-0	2008-11
13. 190	Theopolis Bell	31-2-0	1972-75
14. 186	Juron Criner	31-0-0	2008-11
186	Nic Grigsby	31-0-0	2007-10
16. 186	Alex Zendejas	0-90-32	2008-11
182	Sean Keel	0-83-33	1999-02
18. 175	Lucas Havrisik	0-73-34	2017-21
19. 174	Keola Antolin	29-0-0	2008-11
174	Dennis Northcutt	29-0-0	1996-99
21. 169	Nick Folk	0-79-30	2003-06



Bobby Wade

Individual Rushing

MOST RUSHING ATTEMPTS

Game:	48, Ka'Deem Carey, vs. Oregon, 11-23-13; 40, J.J. Taylor vs. Colorado, 11-2-18 39, Ka'Deem Carey vs. Utah, 10-19-13; 36, Ontiwaun Carter, vs. Colorado St. 10-8-1994
Season:	349, Ka'Deem Carey, 2013 (12 games)
Season PG:	24.4, Ontiwaun Carter, 1994 (268 in 11)
Career:	815, Ontiwaun Carter, 1991-94 (46 games)
Career PG:	20.6, Ka'Deem Carey, 2011-13 (746 in 36 games) 17.7, Ontiwaun Carter, 1991-94 (815 in 46 games)

MOST NET YARDS GAINED

Game:	366, Ka'Deem Carey, vs. Colo., 11-10-12 (25 att.)
Season:	1,929, Ka'Deem Carey, 2012 (303 att.)
Career:	4,239, Ka'Deem Carey, 2011-13 (743 att.)

MOST YARDS LOST

Game:	78, Bruce McCauley, vs. Marquette, 10-18-52 (9 tc); 75, Willie Tuitama, at Oregon St., 10-6-07 (8 tc)
Season:	409, Jason Johnson, 2002 (60 att.; -373 net)

HIGHEST AVERAGE GAIN PER RUSH

Game:	38.0, Art Luppino, vs. New Mexico St., 9-18-54 (6 for 228)
Min. 10:	23.4, Khalil Tate, at Colorado, 10-7-2017 (14 for 327)
Min. 20:	14.6, Ka'Deem Carey, vs. Colorado, 11-10-12 (25-366)
Season:	9.2, Khalil Tate, 2017 (153 for 1,411)
Min. 100:	7.59, Art Luppino, 1954 (179 for 1,359)
Min. 200:	6.37, Ka'Deem Carey, 2012 (303 for 1929)
Career:	7.6, Bobby Lee Thompson, 1960-61 (195 for 1484)
Min. 200:	6.2, Khalil Tate, 2016-19 (366 for 2,285)

MOST TOUCHDOWNS RUSHING

Game:	5, Ka'Deem Carey, vs. Colorado, Nov. 10, 2012; 4, by five players.
Season:	23, Ka'Deem Carey, 2012; 21, Art Luppino, 1954
Career:	48, Ka'Deem Carey, 2011-13; 44, Art Luppino, 1953-56

GAMES GAINED 100 YARDS

Consecutive:	16, Ka'Deem Carey, 2012-13
Season:	12, Ka'Deem Carey, 2013
Freshman:	7, Nick Wilson, 2014
Career:	22, Ka'Deem Carey, 2011-13; 18, Trung Canidate, 1996-99

MOST YARDS GAINED BY TWO PLAYERS

Game:	410, Ka'Deem Carey (366)/B.J. Denker (44), vs. Colo. 11-10-12; 393, Kenny Cardella (200)/Don Beasley (193) vs. ASU, 11-28-53
-------	---

MOST PLAYERS GAINING 100 YARDS (GAME)

Three (3 times):	> Khalil Tate (16-206), J.J. Taylor (10-129), Nick Wilson (17-101) vs. Oregon St., 2017; and below > Brandon Dawkins (12-183), Samajie Grant (19-176), Zach Green (14-126) vs. Arizona St., 2016; and below > Chuck Levy (19-156), Ontiwaun Carter (15-160), Billy Johnson (18-100) vs. Oregon, 1993
------------------	--

MOST PLAYERS WITH 700+ YARDS (SEASON)

Three, 2015	(Jared Baker, Nick Wilson, Jerrard Randall)
-------------	---

Team Rushing Highs/Lows, Game

TEAM RUSHING ATTEMPTS

Most:	80 vs. Oregon, 1993
Fewest:	12 vs. Wyoming, 1936
Fewest Pac-12:	14 vs. Stanford, 2009
Both, Most:	129 vs. New Mexico, 1973 (Arizona 66, New Mexico 63)
Both, Fewest:	46 vs. Mississippi St., 2022 (Arizona 22, Mississippi St. 24)

TEAM RUSHING YARDS GAINED

Most:	534, Oregon St., 2017 (55 rushes)
Pac-12 Game:	534, Oregon St., 2017 (55 rushes)
Fewest:	-49 vs. Arizona St., 1958 (27 rushes)
Pac-12 Game:	-23, at Oregon St., 2002 (25 rushes)
Both, Most:	734, at UCLA, 1972 (Ariz 229, UCLA 505)
Both, Fewest:	53 vs. Wyoming, 1967 (Arizona 14, Wyoming 39); 53 vs Toledo 2010 (Arizona 25, Toledo 28)

MOST TOUCHDOWNS BY RUSHING

11	vs. New Mexico St., 1916 (73-0)
----	---------------------------------

AVERAGE GAIN PER RUSH

Highest:	12.7 at UTEP, 1952 (38 for 483)
Lowest:	-1.8 vs. Arizona St., 1958 (27 for -49)

Team Rushing Highs/Lows, Season

MOST RUSHING ATTEMPTS

Most PG:	55.5, 1978 (610 in 11)
Fewest PG:	26.7, 2007 (320 in 12)
Total:	663, 1977 (12 games)

YARDS GAINED PER GAME

Most:	309.3, 2017 (4,021 in 13)
Fewest:	43.8, 2002 (526 in 12)

TOUCHDOWNS RUSHING PER GAME

Most:	4.3, 1954 (43 in 10)
Most, Pac-12:	3.69, 2017 (49 in 13)
Fewest:	0.4, 1965 (4 in 10)
Fewest, Pac-12:	0.6, 2002 and 2007 (7 in 12)

AVERAGE GAIN PER RUSHING PLAY

Most:	6.6, 2017 (613 for 4,021)
Fewest:	1.5, 2002 (360 for 526)

GAMES GAINING 300+ YARDS (SEASON)

Seven	2017 (previous: five times in 1973 and 2013)
-------	--

Individual Passing

MOST PASS ATTEMPTS

Game:	73, Anu Solomon vs. California, 9-20-14 (47 comp); 72, Anu Solomon vs. USC, 10-11-14 (43 comp); 69, Matt Scott at Stanford, 10-6-12 (45 comp); 61, Willie Tuitama at California, 9-22-07 (42 comp.)
Season:	560, Nick Foles, 2011; 540, Anu Solomon, 2014
Career:	1,396, Nick Foles, 2009-11; 1,276, Willie Tuitama, 2005-08; 1,069, Tom Tunnicliffe, 1980-83

MOST PASS COMPLETIONS

Game:	47, Anu Solomon vs. California, 9-20-14, 73 att; 45, Matt Scott at Stanford, 10-6-2012, 69 att; 43, Anu Solomon vs. USC, 10-11-14, 72 att; 42, Willie Tuitama, at California, 9-22-07, 61 att.;
Season:	387, Nick Foles, 2011 (12G, 560 att); 327, Willie Tuitama, 2007 (12G, 524 att); 313, Anu Solomon, 2014 (14G, 540 att).
Career:	933, Nick Foles, 2009-11; 786, Willie Tuitama, 2005-08
Career PG:	26.7, Nick Foles (933 in 35G); 19.7, Willie Tuitama (786 in 40)

HIGHEST COMPLETION PERCENTAGE, GAME

10 PC:	92.3, Khalil Tate, at Colorado, 10-7-2017 (12-13)
15 PC:	86.4, B.J. Denker, vs. Oregon, 11-23-13 (19-22)
20 PC:	84.6, Anu Solomon, vs. Nevada, 9-13-14 (22-26)
30 PC:	86.5, Nick Foles, vs. Toledo, 9-3-10 (32-37)
40 PC:	78.4, Nick Foles, vs. Stanford, 10-17-09 (40-51)

HIGHEST COMPLETION PERCENTAGE, SEASON

100 PA:	68.5, K.Smith, 1998 (113-165-7, 1,732 yds, 13 TD.)
200 PA:	69.1, Nick Foles, 2011 (560-387-14, 4,334 yds, 28 TD); 67.1, Nick Foles, 2010 (426-286-10, 3,191 yds, 19 TD); 64.9, W. Tuitama, 2008 (399-259-8, 3,088 yds, 23 TD)
100 PC:	69.1, Nick Foles, 2011 (387-560, 4,334 yds); 68.5, Keith Smith, 1998 (113-165, 1,732 yds)

HIGHEST COMPLETION PERCENTAGE, CAREER (MIN. 500 ATT)

66.8	Nick Foles, 2009-11 (1396-933)
61.6	Willie Tuitama, 2005-08 (1276-786)
59.8	Keith Smith, 1996-99 (434-726)

MOST PASSES HAD INTERCEPTED

Game:	6, John Kelly, vs. Michigan St., 11-8-49; 6, Bruce Lee, vs. Auburn (Sun Bowl), 12-28-68
Season:	18, Ed McCauley, 1950 (att. 138)
Season % of Att:	19.4, Ted Bland, 1935 (14 of 72)
Career:	56, Tom Tunnicliffe, 1980-83

FEWEST PASSES HAD INTERCEPTED (PCT. OF ATTEMPTS)

Season:	0.65, Grant Gunnell, 2019 (1 in 155) 1.39, Bruce Hill, 1975 (3 in 215)
Career (500 att):	2.36, Nick Foles, 2009-11 (33 in 1396); 2.42, Willie Tuitama, 2005-08 (31 in 1276)

MOST ATTEMPTS WITHOUT INTERCEPTIONS

Game:	72, Anu Solomon, vs. USC, 2014; 51, Nick Foles, vs. Stanford, 2009, vs. OkSt, 2011, vs. ASU, 2011
Game (pre-INT):	68, Matt Scott, at Stanford, 10-6-2012
Consecutive:	233, Anu Solomon (2014 Boise St.-2015 Washington); 208, Nick Foles (2010-USC 2011)
To open season:	210, Anu Solomon, 2015 (ended Q1 at Wash.)

MOST YARDS GAINED

Game:	520, Anu Solomon (Fr.), vs. California, 9--20-2014; 510, Willie Tuitama, at Washington, 10-27-07
Season:	4,334, Nick Foles, 2011, 12 games
Season (Fr.):	3,793, Anu Solomon, 2014, 14 games
Season PG:	361.2, Nick Foles, 2011 (4,334 in 12)
Career:	10,011, Nick Foles, 2009-2011 (933-1396-33-67) ; 9,211, Willie Tuitama, 2005-08
Career PG:	286.0, Nick Foles, 2009-11 (10,011-35G); 230.2, Willie Tuitama, 2005-08 (9,211 in 40)

YARDS GAINED PER ATTEMPT

Game:	35.3, Eddie Wilson vs. Colorado St., 9-23-61 (6-212)
Min. 10:	20.6, Bill Brechler vs. Idaho, 11-9-63 (11 for 227)
Min. 20:	15.3, Tom Tunnicliffe vs.UOP, 10-23-82 (28-427)
Min. 30:	11.9, Bruce Hill vs. UNM, 10-25-75 (34-406); 11.9, Keith Smith vs. California, 11-2-96 (35-418)
Min. 40:	10.9, Jason Johnson at Cal, 11-16-02 (45-492)
Season:	10.5, Keith Smith, 1998 (165 for 1,732)
Season (200 att):	8.3, Keith Smith, 1999 (228-1,903)
Season (300 att):	8.47, Jayden de Laura, 2022 (435-3,685)
Career:	8.3, Marc Lunsford, 1974-77 (332-2,756)
Career (500 att):	8.2, Keith Smith, 1996-99 (726- 5,972)
Career (1000 att):	7.2, W. Tuitama, 2005-08 (1,276-9,211)

MOST YARDS GAINED PER COMPLETIONS

Game (5 PC):	42.4, Eddie Wilson, vs. Colo St., 9-23-61 (5-212)
Game (10 PC):	27.5, Khalil Tate, vs. Wash. State, 10-28-2017 (10-275)
Game (20 PC):	17.0, Anu Solomon, vs. UNLV, 8-29-2014 (25-425)
Season (50 PC):	18.34, Marc Lunsford, 1976 (70-1,284)
Season (100 PC):	17.13, Bruce Hill, 1975 (102-1,747)
Career:	18.13, Marc Lunsford, 1974-77 (152-2,756)
Career (200 PC):	15.01, Bruce Hill, 1973-75 (339-5,090)
Career (500 PC):	11.7, Willie Tuitama, 2005-08 (786-9,211)

MOST TOUCHDOWN PASSES

Game:	6, Jayden de Laura vs. Colorado, 10-1-22 6, Tom Tunnicliffe, vs. Pacific, 10-23-82; 5, Khalil Tate, vs. Purdue, 12-27-17 5, Khalil Tate, vs. Southern Utah, 9-15-18; 5, Khalil Tate, vs. Colorado, 11-2-18; 5, Anu Solomon, vs. California, 9-20-14; 5, Anu Solomon, at Washington State, 10-25-14; 5, Willie Tuitama, vs. NAU, 9-8-07 5, Willie Tuitama at Washington, 10-27-07; 5, Keith Smith at California, 11-2-96; 5, Nick Foles vs. NAU, 9-3-11
Season:	28, Anu Solomon, 2014; 28, Nick Foles, 2011; 28, Willie Tuitama, 2007
Career:	67, Willie Tuitama, 2005-08; 67, Nick Foles, 2009-11

PASSING EFFICIENCY RATING

Game: (25 PA):	273.8, Tom Tunnicliffe, vs. UOP, 10-23-82 (28-21-0-6 TD, 428 yds)
Game (<25 PA):	274.22, W. Tuitama, at Oregon, 11-18-06 (9-8-0-2 TD, 120 yds.)
Season (100 PA):	174.17, Keith Smith, 1998 (113-165, 1,732)
Season (150 PA):	174.17, Keith Smith, 1998 (113-165, 1,732)
Career (300 PA):	140.52, Keith Smith, 1996-99 (726 att.)
Career (500 PA):	140.63, Khalil Tate, 2016-19 (526 att.)
Career (1000 PA):	138.18, Nick Foles, 2009-11 (1,396 att); 134.70, Willie Tuitama, 2005-08 (1275 att.)

CONSECUTIVE GAMES THROWING TOUCHDOWN PASS

17	Nick Foles (OSU, 2010-all 12G in 2011)
11	Marc Reed (Iowa, 1966-Wyoming, 1967)
10	Willie Tuitama (Stanford '97-UW '08)
Freshman:	9, Anu Solomon (Game 1-9)

PASSING YARDS GAINED BY OPPOSING PLAYERS

Game:	921- Keith Smith (418) and Pat Barnes, CAL (503), 11-2-96 900 - Anu Solomon (520) and Jared Goff, CAL (380), 9-20-2014 893 - Nick Foles (425) and Matt Barkley, USC (468), 10-1-11 862 - Matt Scott (369) and Matt Barkley, USC (493), 10-27-12 851 - Matt Scott (491)and Jose Nunes, STAN (360), 10-6-12 838 - Nick Foles (415) and Andrew Luck, STAN (423), 10-17-09
-------	---

Team Passing High/Lows, Game

PASSES ATTEMPTED

Most:	74, vs. California, 2014 (47 comp.)
Fewest:	1, vs. Oregon, 1978 (comp. 0); 1, vs. Oregon, 1993 (comp. 0)
Both, Most:	117, at Wash. State, 2014 (UA 38, WSU 79)
Both, Fewest:	10 vs. Pomona, 1930 (Ariz. 6, Pom. 4)

PASSES COMPLETED

Most:	47, vs. California, 2014 (74 att.)
Fewest:	0, vs. Oregon, 1978 (att. 1); 0, vs. Oregon, 1993 (att. 1); 0, vs. New Mexico St., 1934 (att.11)
Both, Most:	82 at Wash. State, 2014 (UA 26, WSU 56)
Both, Fewest:	3, vs. NMSU, 1934 (Ariz. 0, NMSU 3); 3, vs. Loyola, 1932 (Ariz. 3, Loyola 0); 3, Oklahoma St., 1932 (Ariz. 3, Oklahoma St. 0); 3, Colorado St., 1930 (Ariz. 2, Colorado St. 1); 3, at Texas Tech, 1935 (Ariz. 2, Texas Tech 1)

COMPLETION PERCENTAGE

(10 PA):	.800, vs. Arizona St., 1948 (8 of 10)
(10 PC):	.857, vs. Colorado, 2012 (12 of 14)
(20 PA):	.869, at UTEP, 2017 (20 of 23) .863, vs. Oregon, 2013 (19 of 22)
(25 PA):	.846, Nevada, 2014 (22 of 26)
(30 PA):	.841, at Toledo, 2010 (37 of 44)
Both, Highest:	.824, vs. Colorado, 2012 (28 of 34)
Lowest (10 PA):	.000, vs. New Mexico St., 1934 (0 of 11)

YARDS GAINED PASSING

Most:	520, California, 2014; 510, at Washington, 2007
Pac-10 Game:	520, California, 2014; 510, at Washington, 2007
Fewest:	0, at Oregon, 1978; 0, vs. Oregon, 1993
Both, Most:	921, vs. California, 1996 (Ariz. 418, Cal 503); 900, vs. Cal, 2014 (Ariz. 520, Cal 380); 893 vs. USC 2011 (UA 425, USC 468)
Both, Fewest:	20, vs. Colorado St., 1930 (Ariz. 17, Colorado St. 3)

TOUCHDOWN PASSES

Most:	6 vs. Colorado, 2022 6 vs. Pacific, 1982
Both, Most:	13 vs. California, 1996 (Ariz. 5, California 8)

MOST PASSES HAD INTERCEPTED

Most:	8, vs. Auburn (Sun Bowl), 1968; 8, vs. Hardin-Simmons, 1946
Both Teams:	11, Auburn 1968 (Ariz. 8, Auburn 3)

PERCENT PASSES HAD INTERCEPTED

.417	at Minnesota, 1939 (5 of 12)
------	------------------------------

MOST ATTEMPTS WITHOUT INTERCEPTION

Game:	72, vs. USC, 2014 (43-72)
Game (Pre INT):	68, at Stanford, 2012 (68 of 68 before INT in OT).

YARDS GAINED PER ATTEMPT

Most:	30.3, vs. Colorado St., 1961 (7-for-212)
Most (Min. 20):	15.2 at Oregon St., 2005 (22-for-335)
Fewest (Min. 10):	.33, vs. Kansas, 1949 (15-for-5)

YARDS GAINED PER COMPLETION

Most:	42.4, vs. Colorado St., 1961 (5 for 212)
Most (Min. 9):	32.7, vs. Texas Tech, 1977 (9 for 294)
Most (Min. 15):	23.9, vs. Wyoming, 1976 (15 for 358)
Fewest (Min. 10):	5.4, vs. West Texas St., 1956 (10 for 54)

MOST YARDS ALLOWED INTERCEPTION RETURNS

165	vs. Oklahoma St., 1941 (7 returns)
-----	------------------------------------

AVERAGE GAIN ALLOWED PER INTERCEPTION RETURN

64.5	by Utah, 1972 (2 for 129)
------	---------------------------

INTERCEPTED PASSES RETURNED FOR TOUCHDOWN

3	by Michigan St., 1949
---	-----------------------

Team Passing High/Lows, Season

PASSES ATTEMPTED PER GAME

Most:	48.1, 2011 (577 in 12)
Total:	577, 2011 (12 games)
Fewest:	11.2, 1937 (112 in 10)

PASSES COMPLETED PER GAME

Most:	33.2, 2011 (398 in 12)
Total:	398, 2011 (12 G)
Fewest:	4.0, 1935 (36 in 9)

COMPLETION PERCENTAGE

Highest:	.690, 2011 (398 of 577)
	.681, 2010 (357 of 524)
	.646, 2008 (266 of 412)
	.625, 2007 (332 of 531)
Lowest:	.295, 1935 (36 of 122)

YARDS GAINED PER GAME

Most:	462.4, 2022 (5549 in 12)
Total Yds:	5549, 2022 (12 G)
Fewest:	61.7, 1939 (617 in 10)

TOUCHDOWN PASSES PER GAME

Highest:	2.5, 1997 (27 in 11)
Most total:	29, 2011 (in 12); 29, 2014 (in 14)
Fewest:	.2, 1965 (2 in 10)

PASSES HAD INTERCEPTED PER GAME

Most:	2.66, 1940 (24 in 9)
Total:	26, 1949 (10 G)
Fewest:	.27, 1975 (3 in 11)

PERCENTAGE PASSES HAD INTERCEPTED

Highest:	15.2, 1939 (22 of 145)
Lowest:	1.3, 1975 (3 of 236)
	1.8, 2014 (10 of 564)
	1.8, 2013 (7 of 383)

CONSECUTIVE GAMES TD PASS THROWN

Season:	12, 2011
Overall:	22, Washington 2011 to Oregon 2012

GAMES EXCEEDING 250 YARDS

Season:	12, 2011 (all 300); 9, 2010; 8, 2007; 8, 2022
Consecutive:	19, USC 2010 to SC State 2012

AVERAGE GAIN PER ATTEMPT

Most:	9.0, 1998 (309-for-2,778)
Fewest:	4.06, 1949 (198-for-805)

AVERAGE GAIN PER COMPLETION

Most:	17.71, 1977 (98-for-1736)
Fewest:	9.72, 2009 (301-for-2,927)
	9.94, 1957 (155-for-1540)

YARDS ALLOWED INTERCEPTION RETURNS PER GAME

Fewest:	1.1, 1975 (12 in 11)
Most:	45.4, 1949 (454 in 10)

AVERAGE PER INTERCEPTION RETURN ALLOWED

Fewest:	3.0, 1994 (7-for-21)
Most:	19.1, 1991 (17-for-324)

TOUCHDOWNS ON PASSES HAD INTERCEPTED

3	1949, 1982, 2001, 2003, 2006
---	------------------------------

Individual Receiving

MOST PASSES CAUGHT

Game:	14, Jeremy McDaniel, at California, 11-2-96
Season:	93, Bobby Wade, 2002 (12 games)
Career:	259, Mike Thomas, 2005-08
Career PG:	5.4, Mike Thomas 2005-08, 259 in 48G; 5.1, Bobby Wade 1999-02, 230 in 45G; 4.7, Dennis Northcutt, 1996-99, 223 in 47G

MOST RECEIVING YARDS GAINED

Game:	283, Jeremy McDaniel, at Cal, 11-2-96 (14 rec.)
Opposing players:	604, Austin Hill (10-259) vs. USC (Marqise Lee, 16-345)
Season:	1422, Dennis Northcutt, 1999 (88 rec.)
Career:	3351, Bobby Wade, 1999-02 (230 rec.)

MOST PLAYERS 100 YARDS RECEIVING, GAME

3, M. Thomas 7-137, T. Turner 7-109, A. Johnson 7-102 vs. New Mexico 2007

HIGHEST AVERAGE GAIN PER RECEPTION (MIN. 3)

Game:	45.5, Cayleb Jones, vs. New Mexico, 12-19-2015 (4 for 182)
(Min. 5):	34.2, Charlie McKee, vs. Oregon St., 11-6-71 (6 for 205)
(Min. 10):	25.9, Austin Hill, vs. USC (10-259), 10-27-12
Season:	21.0, Keith Hartwig, 1976 (54 for 1134)
Career:	20.1, Keith Hartwig, 1973-76 (67 for 1350)

TOUCHDOWN PASSES CAUGHT

Game:	3, Jacob Cowing vs. SDSU, 9-3-2022 (of 8 rec.) 3, Dorian Singer vs. USC, 10-29-2022 (of 7 rec.) 3, Cayleb Jones, vs. California, 9-20-2014 (of 13 rec.) 3, Juron Criner, vs. Ore. '09 (of 5); UCLA '11 (10) 3, Mike Thomas, at Washington, 10-27-07 (of 10) 3, Bobby Wade, at California, 11-3-2001 (of 6) 3, Scott Piper vs. Northwestern, 10-4-75 (of 4) 3, Charlie McKee vs. Wyoming, 11-21-70 (of 3) 3, Joe Hernandez vs. New Mexico, 10-21-61 (of 4) 3, Bill Glazier vs. New Mexico, 11-5-49 (of 6)
Season:	11, Austin Hill, 2012; 11, Mike Thomas, 2007; 11, Theopolis Bell, 1974; 11, Juron Criner, 2010; Juron Criner 2011
Career:	32, Juron Criner, 2008-11; 30, T. Bell, 1972-75

MOST CONSECUTIVE GAMES CATCHING A PASS

42	Dennis Northcutt (10-26-96 Oregon St. to 11-27-99 ASU);
42	Bobby Wade (9-18-99 Stanford to 11-29-02 ASU, 1 missed gm)

MOST CONSECUTIVE GAMES CATCHING A TOUCHDOWN PASS

6	Rodney Williams (9-27 thru 11-8-97 UCLA-Oregon St)
---	--

CAREER 100-YARD RECEIVING GAMES

13	Dennis Northcutt, 1996-99;
12	Bobby Wade, 1999-02;
11	Mike Thomas, 2005-08; Juron Criner, 2008-11

Individual Total Offense

MOST PLAYS

Game:	89, Anu Solomon vs. California 2014 (73P/16 R); 76, Anu Solomon vs. USC 2014 (72P/4 R); 74, Matt Scott at Stanford 2012 (69P/5R)
Season:	677, Anu Solomon, 2014 (540P/137R)
Career:	1,503, Nick Foles 2009-11 (1,396P, 106R, 1Rec); 1,448, Willie Tuitama, 2005-08, (1,276 P/ 172 R)

MOST YARDS GAINED

Game:	566, Anu Solomon vs. California 2014 (520P/46R); 517, Willie Tuitama at UW, 10-27-07 (510P/7R)
Season:	4,231, Nick Foles 2011 (4334P/-103R)
Career:	9,712, Nick Foles, 2009-11 (10011P/-290R/-9Rec); 8,727, Willie Tuitama, 2005-08 (9,211 P/-484 R)
Career PG:	277.5, Nick Foles, 2009-11 (35G); 218.2, Willie Tuitama, 2005-08 (40 G)

HIGHEST AVERAGE GAIN PER PLAY, GAME

Min. 15 plays:	17.8, Khalil Tate, 10-7-17, at Colorado (27-481) 16.0, Trung Canidate, 11-27-98, vs. ASU (18-288); 14.4, Bill Brechler, vs. Idaho, 11-9-63 (19-274)
Min. 40 plays:	11.1, Keith Smith, at California 11-2-96 (45-502)
Min. 50 plays:	9.2, Willie Tuitama at Washington, 10-27-07 (56-517)

HIGHEST AVERAGE GAIN PER PLAY, SEASON

Min. 1000 yds:	9.04, Khalil Tate, 2017 (332-3,002) 7.61, Eddie Wilson, 1961 (181-1377)
Min. 2000 yds:	7.36, Keith Smith, 1999 (279-2054)
Min. 3000 yds:	7.0, Nick Foles, 2011 (603-4231)

MOST TDS RESPONSIBLE FOR (TDS SCORED AND PASSED FOR)

Game:	7, Keith Smith, vs. California, 11-2-96 (5 P, 2 R)
Season:	33, Matt Scott, 2012 (27 P, 6 R); 31, Willie Tuitama, 2007 (28 P, 3 R); 30, Anu Solomon, 2014 (28 P, 2 R); 28, Nick Foles, 2011 (28 P);

POINTS RESPONSIBLE FOR (SCORED AND PASSED FOR)

Game:	42, Keith Smith, vs. California, 11-2-96 (5P, 2R)
Season:	202, Matt Scott, 2012 (27 P, 6 R, 2 2-pt pass); 188, Willie Tuitama, 2007 (3 R, 28 TD P, 2-pt PAT pass); 180, Anu Solomon, 2014 (28 P TD, 2 R TD).

YARDS GAINED BY OPPOSING PLAYERS

Game:	1,030, Keith Smith, (502) & Pat Barnes, Cal (528), Nov. 2, 1996
-------	---

Team Total Offense Highs/Lows, Game

PLAYS, RUSHING AND PASSING

Most:	106, twice (2014 vs. California and 2014 vs. Boise State)
Fewest:	34, at Loyola, 1935 (24R, 12P)
Both, Most:	188, vs. Nevada, 2012 (105 Nev., 83 Ariz.)
Both, Fewest:	84, vs. Wyo., 1936 (Ariz. 45, Wyo 39)

YARDS GAINED

Most:	792, vs. NAU, 2015 (499R/293P)
Pac-12 Game:	627, vs. California, 2014 (240P, 107R)
Fewest:	15, at Loyola, 1935 (-4R, 19P)
Pac-10 Game:	93, at Oregon St., 2002 (116 P, -23 R)
Both, Most:	1,254, vs. California, 1996 (Ariz. 595, California 659)
Both, Fewest:	175, at Texas Tech, 1935 (Ariz. 65, Texas Tech110)

AVERAGE GAIN PER PLAY

Highest:	13.3, at UTEP, 1952 (45 for 599)
Lowest:	.42, at Loyola, 1935 (36 for 15)

TOUCHDOWNS BY RUSHING AND PASSING

11	vs. NAU, 2015;
9	vs. NAU 2019;
9	vs. Idaho, 2008;
9	vs. UTEP, 1976;
9	San Diego St., 1956;
9	New Mexico St., 1951

Team Total Offense Highs/Lows, Season

PLAYS PER GAME

Most:	83.2, 2012 (1082 in 13 games)
	81.4, 2014 (1139 in 14 games)
Total:	1,139, 2014 (14 games)
	1,082, 2012 (13 games)
Fewest:	54.0, 1959 (540 in 10)
Lowest:	493, 1938 (9 games)

YARDS GAINED PER GAME

Most:	526.2, 2012 (6840 in 13 games)
Fewest:	182.8, 1965 (1828 in 10)

AVERAGE GAIN PER PLAY

Most:	7.0, 2017 (908 for 6,364)
	6.8 2022 (811 for 5,549)
	6.5, 1999 (874 for 5,663)
	6.5, 2015 (993 for 6,534)
Fewest:	2.74, 1965 (629 for 1,828)

TOUCHDOWNS RUSHING AND PASSING PER GAME

Most:	5.2, 1954 (52 in 10)
Fewest:	0.6, 1965 (6 in 10)

GAMES EXCEEDING 500 YDS.

10	2012
7	2017
6	1999 (five consecutive)

Individual All-Purpose Yardage

MOST PLAYS

Game:	49, Ka'Deem Carey, vs. Oregon, 11-23-13 (48 rush/1 rec);
	39, David Adams, at Oregon, 9-20-86 (31 rush/ 6rec./2 KOR);
	39, Nic Grigsby, vs. Washington St., 9-29-07 (30 rush, 9 rec)
Season:	375, Ka'Deem Carey, 2013 (349 rush, 26 rec)
Career:	855, Ontiwaun Carter, 1991-94; 847, Ka'Deem Carey, 2011-13

YARDS GAINED

Game:	400, Ka'Deem Carey, vs. Colorado 11-10-12;
	359, Art Luppino, vs. New Mexico St., 9-18-54
Season:	2,249, Dennis Northcutt, 1999 (1422 rec./436 PR/191 KR/200 rush.)
Career:	5,483, Ka'Deem Carey, 2011-13;
	5,392, Dennis Northcutt, 1996-99;
	4,981, Mike Thomas, 2005-08
Career PG:	152.3, Ka'Deem Carey, 2011-13 (5,483 in 36 games);
	140.5, Bobby Lee Thompson, 1960-61 (2,810 in 20 games)

AVERAGE GAIN PER PLAY

Game:	44.9, Art Luppino, vs. New Mexico St., 9-18-54 (8 for 359)
Season (Min. 100):	16.8, Dennis Northcutt, 1999 (134 for 2249)
Career:	15.6, Theopolis Bell, 1972-73 (317 for 4943)
Career <2000 yds:	21.9 Travis Cobb, 2009-10 (91-1992)

Individual Scoring & Kicking

MOST POINTS SCORED

Game:	32, Art Luppino, vs. New Mexico St., 1954
Season:	166, Art Luppino, 1954
Career:	360, Max Zendejas, 1982-85

TOUCHDOWNS SCORED

Game:	5, Art Luppino, vs. New Mexico St., 1954;
	5, Ka'Deem Carey, vs. Colorado, 2012
Season:	24, Art Luppino, 1954;
	24, Ka'Deem Carey, 2012
Career:	52, Ka'Deem Carey, 2011-13;

48, Art Luppino, 1953-56

MOST 2-POINT CONVERSIONS MADE

Game:	5, Art Luppino, 1953 (1-pt. conv. runs before the 2-point rule)
Season:	5, Art Luppino, 1953 (1-pt. conv. runs before the 2-point rule)
Career:	8, Eddie Wilson (passes), 1956-61

FIELD GOALS MADE

Game:	4, Casey Skowron, at UTSA, 9-4-14 (4 att.);
	4, Alex Zendejas, vs. Cent. Mich., 9-5-09 (att. 5);
	4, Alex Zendejas, at Washinton, 10-10-09 (att. 4);
	4, Doug Pfaff, vs. Stanford, 9-2-89 (att. 4);
	4, Max Zendejas, vs. Washington St., 9-14-85 (att. 4);
	4, Max Zendejas, at LSU, 9-22-84 (att. 4);
	4, Max Zendejas, at California, 10-1-83 (att. 5);
	4, Charles Gorham, vs. Indiana, 9-22-73 (att. 4);
	4, Steve Hurley, vs. UTEP, 10-5-68 (att. 4)
Season:	23 Steve McLaughlin, 1994 (att 29)
Career:	79, Max Zendejas, 1982-85 (att. 107)

MOST FIELD GOALS, SEASON

Steve McLaughlin*	23 (29 att.)	1994 (plus 2 bowl FG)
Max Zendejas*	22 (29 att.)	1985 (plus 2 bowl FG)
Jason Bondzio	21 (26 att.)	2007
Max Zendejas	21 (27 att.)	1984
Gary Coston*	21 (24 att.)	1986 (plus 2 bowl FG)

(At time, bowls not included in season stats)

MOST FIELD GOALS ATTEMPTED

Game:	5, five times, last Casey Skowron, vs. USC 2014 (made 2)
Season:	29, Max Zendejas, 1985
Career:	107, Max Zendejas, 1982-85 (2-3 bowls; made 79)

HIGHEST FIELD GOALS MADE PERCENTAGE

Game:	100.00, Casey Skowron, at UTSA, 9-4-14 (4 of 4);
	100.00, Alex Zendejas, at Wash., 10-10-09 (4 of 4);
	100.00, Doug Pfaff, vs. Stanford, 9-2-89 (4 of 4);
	100.00, Max Zendejas, at LSU, 9-22-84 (4 of 4);
	100.00, Charlie Gorham, vs. Indiana, 9-22-73 (4 of 4);
	100.00, Steve Hurley, vs. UTEP, 10-5-68 (4 of 4)
Season (min. 10):	.875, Jason Bondzio, 2008 (14 of 16);
	.818, Casey Skowron, 2015 (18-22);
	.800, Max Zendejas, 1983 (20 of 25)
Career (min. 30):	.833, Jason Bondzio, 2007-08 (35 of 42);
	.760, Casey Skowron, 2014-15 (38-50);
	.738, Max Zendejas, 1982-85 (79-107)

MOST CONSECUTIVE FIELD GOALS MADE

11	Max Zendejas, 1984 (Fresno St. to Long Beach St.)
----	---

MOST CONSECUTIVE GAMES KICKING FIELD GOAL

Season:	11, Max Zendejas, 1983; 11, Jason Bondzio, 2007
Career:	18, Max Zendejas, 1982-84

MOST FIELD GOALS MADE 50 YARDS OR MORE

Game:	2, Max Zendejas, vs. UCLA, 11-12-83 (51-53)
Season:	5, Max Zendejas, 1984 (53-50-54-50-52)
Career:	13, Max Zendejas, 1982-84

MOST GAMES KICKING THREE OR MORE FIELD GOALS

Season:	4, Casey Skowron, 2014 and 2015;
	4, Lee Pistor, 1975;
	4, Max Zendejas, 1984, 1985
Career:	12, Max Zendejas, 1982-85

MOST GAMES KICKING FIELD GOAL

Season:	11, Max Zendejas, 1983;
	11, Jason Bondzio, 2007;
Career:	38, Max Zendejas, 1982-85

LONGEST FIELD GOAL

Game:	57, Lucas Havrisik, Washington St., 10-28-17
	57, Max Zendejas, at Arizona St., 11-23-85;
	57, Lee Pistor, at Iowa, 9-24-77;
	57, Jon Prasuhn, vs. Pacific, 9-2-95
Opponent:	63, Clark Kremble, Colorado St., 11-15-1975
AZ Stadium:	57, Jon Prasuhn, vs. Pacific, 1995; Lucas Havrisik, vs. WSU 2017

PAT KICKS MADE

Game:	10, Casey Skowron, vs. NAU, 9-19-2015;
	9, Lucas Havrisik, vs. NAU, 9-7-2019 (att. 9);
	9, Lee Pistor, vs. UTEP, 19-9-75 (att. 9);
	9, Brett Weber, vs. Pacific, 11-15-80 (att. 9)
Season:	59, Casey Skowron, 2015 (61 att);
	58, John Bonano, 2012 (59);
	57, Casey Skowron, 2014 (57)
Career:	123, Max Zendejas, 1982-85 (att. 125)

PAT KICKS ATTEMPTED

Game:	10, Casey Skowron, vs. NAU, 9-19-2015 (made 10); 10, Joe Goff, vs. Arizona St., 9-28-46 (made 7)
Season:	67, Josh Pollack, 2017 (made 65) 61, Casey Skowron, 2015 (made 59)(made 57); 57, Casey Skowron, 2014
Career:	125, Max Zendejas, 1982-85 (made 123)

HIGHEST PERCENTAGE PAT KICKS MADE

Game:	100.00 Casey Skowron vs. NAU, 2015 (10-10); 100.00 Lucas Havrisik vs. NAU, 2019 (9-9); 100.00 Lee Pistor vs. UTEP, 1975 (9-9); 100.00 Brett Weber vs. UOP 1980 (9-9)
Season:	100.00, Casey Skowron, 2014 (57-57); 100.00, Jason Bondzio, 2008 (55-55); 100.00, Max Zendejas, 1983 (39-39); 100.00, Tyler Loop, 2022 (38-38) 100.00, Josh Pollack, 2016 (36-26); 100.00, Gary Coston, 1990 (32-32); 100.00, Mark McDonald, 1997 (31-31); 100.00, Bill Zivic, 1979 (28-28); 100.00, Steve McLaughlin, 1992/1994 (26-26); 100.00, Brett Weber, 1980 (26-26); 100.00, John Bonano, 2011 (24-24); 100.00, Nick Folk, 2006 (22-22)
Career:	99.1, Gary Coston 1986-90 (115-116); 98.9, Jason Bondzio 2007-08 (92-93); 98.4, Max Zendejas, 1982-85 (123-125)

CONSECUTIVE PAT KICKS MADE

Season:	57, Casey Skowron, 2014; 55, Jason Bondzio, 2008
Career:	74; John Bonano, 2009-12 (WSU '09 thru ASU '12); 68, Max Zendejas, 1982-84 (Stan '82 thru USC '84); 67, Jason Bondzio, 2007-08 (Wash '07 through '08)

MOST POINTS SCORED BY KICKING

Game:	16, Casey Skowron, UNLV, 8-29-14 (7 PAT, 3 FG); 16, Jake Smith, at UNLV, 9-7-13 (7 PAT, 3 FGs)
Season:	117, Casey Skowron, 2014 (57 PAT, 20 FG); 113, Casey Skowron, 2015 (59 PAT, 18 FG); 100, Jason Bondzio, 2007 (21 FGs, 37 XPs)
Career:	360, Max Zendejas, 1982-85 (79 FG, 123 PAT)

Team Scoring & Kicking, Game

MOST POINTS SCORED

Arizona:	77, vs. NAU, 2015
Pac-12 Game:	59, at WSU (28), 2008; 59, at WSU (37), 2014
Both Teams:	111, vs. California, 1996 (55-56 3OT)
Pac-10 Game:	111, vs. California (55-56 3OT), 1996
In Loss:	55, vs. California (56) 3OT, 1996
One Quarter:	36, vs. California (4th), 49 total, 2014; 35, vs. Idaho (2nd), 70 total, 2008
One Half:	51, va. NAU (1st) 2019, 65 total 49, vs. Idaho (1st), 70 total, 45, at UNLV, 2013 (1st); 2008; 43, vs. California, 2014 (2nd); 42, vs. UTEP, 1976 (2nd); 42 vs. UOP 1980 (1st); 42 vs. UCLA (1st), 2011
Pac-12, Half:	43, vs. California, 2014 (2nd); 42 vs. UCLA (1st), 2011

FEWEST POINTS SCORED IN VICTORY

Arizona:	5, at Iowa, 1980 (5-3)
Pac-10 Game:	9, vs. Washington St., 1993 (9-6)

MOST TOUCHDOWNS SCORED

Arizona:	11, vs. NAU, 2015; 11, vs. UTEP, 1921; 11, vs. New Mexico St., 1916
Both Teams:	16, vs. California, 1996 (Ariz. 8, California 8)

MOST EXTRA POINTS BY KICKING

Arizona:	11, vs. NAU, 2015 (11-11); 10, vs. Toledo, 2008 (10-10)
Both Teams:	15, vs. California (Ariz. 7, California 8) '96

MOST 2-POINT EXTRA POINTS

Made:	2, vs. Washington St., 1981
Attempted:	4, at New Mexico, 1960 (made 1)
Both Teams	Made: 3, at Utah, 1959 (Ariz. 0, Utah 3)
Both Teams,	Attempted: 8, at Utah, 1959 (Ariz. 1, Utah 7)

FIELD GOALS

Made:	4, vs. UTSA, 2014 (att. 4); 4 vs. CMU, 2009 (att. 5); 4 at Washington, 2009 (att. 4); 4 vs. Indiana, 1973 (att. 4); 4, vs. UTEP, 1968 (att. 4); 4, at California, 1983 (att. 5); 4, at LSU, 1984 (att. 4); 4, vs. Stanford, 1989 (att.4)
Attempted:	5, vs. USC, 2015 (made 2); 5, vs. CMU, 2009 (made 4); 5, at Iowa, 1973 (made 3); 5, at Notre Dame, 1982 (made 3); 5, at California, 1983 (made 4)
Both, Made:	7 vs. Oregon St., 2000 (A3, OSU4); 7, at California, 1983 (Ariz. 4, California 2); 7, at LSU, 1984 (Ariz. 4, LSU 4); 7, at UCLA, 1997 (Ariz. 2, UCLA 4)
Both, Attempts:	8, vs. SJSU 1970 (Ariz. 4, SJSU 4); 8, vs. Colorado St., 1980 (Colorado St. 5, Ariz. 3); 8, at California, 1983 (Ariz. 5, California 3); 8, at LSU, 1984 (Ariz. 4, LSU 4); 8, vs. Washington St., 1993 (Ariz.4, Washington St. 4)

SAFETIES

Game:	2, vs. Arizona St., 1982; 2, at New Mexico, 1941
Season:	4, 1941

SAFETIES ALLOWED

Game:	2, at TCU, 1999
Season:	3, 1999

Team Scoring & Kicking Highs/Lows, Season

POINTS PER GAME

Most:	41.3, 2017 (537 in 13) 38.5, 1954 (56 in 10)
Fewest:	7.7, 1965 (77 in 10)

TOUCHDOWNS PER GAME

Most:	5.6, 1954 (54 in 10) 5.6, 1998 (56 in 12)
Fewest:	0.9, 1965 (9 in 10)

EXTRA POINTS BY KICKING PER GAME

Most:	5.15, 2017 (67 in 13)
Fewest:	0.6, 1958 (6 in 10)

EXTRA POINT KICKING PERCENTAGE

Highest:	100.00, 2014 (57-57); 100.0, 2008 (60-60); 100.0, 1983 (38-38); 100.0, 1986 (34-34); 100.0, 1988 (32-32); 100.0, 1979 (28-28); 100.0, 1989 (27-27); 100.0, 1980, 1992,1994 (26-26); 100.0, 2006 (22-22)
Lowest:	41.2, 1939 (7 of 17)

CONSECUTIVE EXTRA POINTS BY KICKING

95	2013-2015;
77	2007-09;
73	2011-12

TWO-POINT CONVERSIONS

Made:	5, 1960 (att. 11);
Attempted:	12, 1961 (made 3)

FIELD GOALS

Made:	23, 1994
Attempted:	29, 1985; 29, 1994
Made, Fewest:	2 (11 att), 2003

FIELD GOAL PERCENTAGE

High:	.875, 2008 (14 of 16); .818 (18-22), 2015; .808, 2007 (21 of 26)
Low:	.182, 2003 (2 of 11)

Individual Punting

MOST PUNTS

Game:	13, Marty Shuford, vs. ASU, 11-27-71 (41.4 avg.); 13, Marty Shuford, vs. BYU, 11-13-71 (39.0 avg.); 13, Bill Hargis, at Rice, 10-11-30 (40.0 avg.); 13, Clarence Sample, vs. NMSU, 1932 (32.0 avg.)
Season:	91, Marty Shuford, 1971 (38.2 avg.)
Career:	225, Danny Baugher, 2002-05; 212, Keenyn Crier, 2007-10

HIGHEST AVERAGE PER PUNT

Game:	57.6 Danny Baugher vs. Purdue, 9-17-05 (7-403)
5 or less:	60.0 Kyle Dugandzic vs. UCLA 2011 (2-120, 60.0)
	56.0 Nick Folk vs. BYU, 9-2-06 (4-224);
Season:	47.5, Danny Baugher, 2005 (37-1758)
Season (Min. 40):	46.1, Drew Riggleman, 2014 (76-3501);
	46.0, Kyle Dugandzic, 2011 (40-1840);
	45.3, Drew Riggleman, 2015 (52-2357)
Career:	44.19, Nick Folk, 2003-06 (96-4242)

Team Punting Highs/Lows, Game

PUNTS

Most:	21, at Texas Tech, 1935
Fewest:	0, vs. NAU 2009;
	0, vs. WSU 2009;
	0, vs. CSU 1979;
	0, vs. Pacific 1989
Both, Most:	39, at Kansas, 1936 (UA 20, KU 19);
	39, vs. Texas Tech, 1935 (Ariz. 21, Texas Tech 18)
Both, Fewest:	2 at USC 2011 (Ariz. 2, USC 0)

AVERAGE PER PUNT (MIN. 5)

Highest:	57.6 vs. Purdue, 2005 (7 punts)
Lowest:	20.2, at Texas Tech, 1958 (6 punts)

Team Punting Highs/Lows, Season

PUNTS PER GAME

Most:	9.2, 1967 (92 in 10)
Total:	98, 2003 (12 games)
Fewest:	3.6, 1954 (36 in 10)

PUNTING AVERAGE

Highest:	45.6, 2014 (80 punts);
	44.9, 2005 (61 punts, 2 blk)
Lowest:	31.2, 1957 (61 punts)

NET PUNTING AVERAGE

Highest:	41.17, 1975 (53 for 2302, 120 yds. returned)
Highest ('05 rule):	40.6, 2015 (54 for 2389, 79 yds. returned)
Lowest:	26.3, 1957 (61 for 1904, 300 yds. returned)
Most Had Blocked:	6, 1984

Team Returns Highs/Lows, Game

PUNT RETURNS

Most Returns:	10, at Iowa St., 1968 (41 yds.);
	10, at Texas Tech, 1935 (126 yds.)
Both Teams:	16, at BYU, 1969 (Ariz. 6, BYU 10)
Fewest Returns:	0 many times (last: four times in 2017)
Both Teams:	0 many times (once in 2014)
Most Yds:	199, vs. Arizona St., 1946 (8 returns)
Most Yds, Both:	251 vs. Arizona St., 1946 (Ariz. 199, Arizona St. 52)
Fewest Yds, Both:	-1, Stanford, 2001 (Ariz. 2, SU -3)

AVERAGE GAIN PER RETURN (MIN. 3)

36.5	at Denver, 1949 (4 for 146)
------	-----------------------------

PUNT RETURNS FOR TOUCHDOWNS

2	vs. BYU, 1964 (69 and 61yds.)
---	-------------------------------

KICKOFF RETURNS

Most:	11, vs. Colorado, 1958 (192 yds.)
Both, Most:	16, at Oregon, 2008 (8 each);
	14, four times last at Oregon 2010 (Ariz. 9, UO 5)
Both, Fewest:	0, Oregon St. 2006;
	1, six times; last vs. Iowa 1998 (Ariz.1 onside)

YARDS GAINED KICKOFF RETURNS

Most:	257, at Utah, 1948 (9 returns)
Fewest:	-2, vs. Pacific, 1975 (1 return)
Both, Most:	348, at Washington 2011 (Ariz. 7-171, UW 6-177)
Both, Fewest:	0, California 2006 (0 returns); 0, Oregon St. 2006 (0 returns)

HIGHEST AVERAGE GAIN PER RETURN

Min. 2 Returns:	65.5, vs. WSU, 2009 (2-131)
Min. 3 Returns:	52.7, at BYU, 1975 (3-158)
Min. 5 Returns:	35.3, at UNM, 1962 (6-212)
KOR TDs:	1, many times,
Last KOR TD:	at WSU, 2014 (Cayleb Jones 44 yards onside return)

TOTAL RETURNS (COMBINED PUNT AND KICKOFF)

Most:	13, at Texas Tech, 1935 (10 pt, 3 KO)
Fewest:	0, at Colorado St., 1975
Both, Most:	23 vs. UCLA, 2007 (UA 12, UCLA 11)

Both, Fewest: 2, Last: at Nevada, 2015

YARDS GAINED COMBINED KICK RETURNS

Most:	257, at Utah, 1948 (9 KO returns)
Fewest:	0, at Colorado St., 1975
Combined, Most:	439, vs. Arizona St., 1946 (Ariz. 199, Arizona St.240)
Combined, Fewest:	17, vs. Iowa St., 1964 (Ariz. 17, Iowa St. 0)

Team Returns Highs/Lows, Season

PUNT RETURNS PER GAME

Most:	5.4, 1968 (54 in 10)
Fewest:	0.69, 2015 (9 in 13)

PUNT-RETURN YARDS PER GAME

Most:	56.3, 1952 (563 in 10)
Total:	587, 2008 (33 ret, 13 games);
	578, 1998 (44 ret, 12 games)
Fewest:	5.9, 1966 (59 in 10)

AVERAGE GAIN PER RETURN

Highest:	20.1, 1952 (28 for 563)
Lowest:	5.17, 2003 (18 for 93)

PUNT-RETURN TOUCHDOWNS

4	1971
---	------

KICKOFF RETURNS PER GAME

Most:	6.2, 1967 (62 in 10)
Fewest:	1.2, 1940 (11 in 9)

KICKOFF RETURN YARDS PER GAME

Most:	116.0, 1991 (1276 in 11)
Most Yards:	1,320, 2009 (53 ret, 13 G)
Fewest:	17.9, 1939 (179 in 10)

AVERAGE GAIN PER RETURN

Highest:	27.2, 1935 (21 for 573)
Lowest:	12.1, 1962 (34 for 412)

KICKOFF-RETURN TOUCHDOWNS

2	1968-1963-1954
---	----------------

Punt Return Defense

OPPONENTS' PUNT RETURNS PER GAME

Fewest:	1.2, 2013 (15-50 in 13 games);
	1.3, 2011 (16-217 in 12G);
	1.5, 1963 & 1954 (15 in 10)
Most:	6.2, 1967 (62 in 10)

AVERAGE YARDS ALLOWED PER RETURN

Lowest:	1.7, 1985 (19 for 32)
Highest:	18.89, 1967 (36 for 680)

MOST PUNT RETURN TOUCHDOWNS ALLOWED

3	1937
---	------

Kickoff Return Defense

OPPONENTS' KICKOFF RETURNS PER GAME

Fewest:	1.17, 2006 (14 in 12)
Most:	5.6, 1954 (56 in 10)
High total:	64 in 13 games, 2008

KICKOFF RETURN YARDS ALLOWED PER GAME

Fewest:	23.0, 2006 (276 in 12)
Most:	98.9, 2008 (1286 in 13);
	96.5, 1954 (965 in 10)
Yard High:	2008 (1286 in 13, 64 returns); 2010 (1180 in 13, 57 returns)

AVERAGE YARDS ALLOWED PER RETURN

Lowest:	14.1, 1962 (22 for 310)
Highest:	24.6, 2007 (47 for 1156)

KICKOFF RETURN TOUCHDOWNS ALLOWED

2	1997
---	------

Team Kick Defense Highs/Lows, Game

MOST OPPONENT PUNT RETURNS

10	at BYU, 1969 (50 yds.)
----	------------------------

YARDS GAINED OPPONENT PUNT RETURNS

Most:	195, vs. Wyoming, 1967 (9 returns)
Fewest:	-19, vs. Washington, 1992 (3 ret)

AVERAGE GAIN PER RETURN ALLOWED

Lowest (Min. 5):	-1.20, vs. Wyoming, 1973 (5-for-6); -1.20, at Stanford, 2015 (5 for -6)
Lowest (Min. 3):	-6.3, vs. Washington, 1992 (3 for -19)
Highest (Min. 3):	42.7 vs. California, 2006 (3 for 128)
Highest (Min. 5):	25.5, at Arizona St., 1957 (6 for 153)

PUNT RETURN TOUCHDOWNS ALLOWED

2	2005 (Oregon, Arizona St.)
---	----------------------------

BLOCKED PUNTS RETURNED FOR TOUCHDOWN

Arizona:	1, last time: at ASU, 2009 (Orlando Vargas)
Opponent:	1, Last at USC, 2017 (Jalen Greene 11 yds)

**KICKOFF RETURN DEFENSE
MOST OPPONENT KICKOFF RETURNS**

11	vs. New Mexico St., 1951 (193 yds.)
----	-------------------------------------

YARDS ALLOWED OPPONENT KICKOFF RETURNS

Most:	241 vs. Stanford, 2009 (8 returns)
Fewest:	1, vs. ASU 2013 (1 return); 3 vs. Oregon 2013 (1 return); 4, vs. Hardin-Simmons, 1947 (3 returns)

AVERAGE GAIN PER RETURN ALLOWED (MIN. 3)

Lowest:	1.3, at Colorado, 1953 & vs. Hardin-Simmons, 1947 (3 for 4)
Highest:	46.0, vs. Colo St., 1972 (3 for 138)

KICKOFF RETURN TOUCHDOWNS ALLOWED

1 in many.	Last: Arizona State, 2020 (D.J. Taylor – 100 yds.)
------------	--

OPPONENT TOTAL KICK RETURNS

Fewest:	0 vs. Iowa St., 1964; vs. Stephen F. Austin, 2006
Most:	14, vs. New Mexico, 1949 (6pt, 8 KO)

YARDS GAINED ON KICK RETURNS

Fewest:	13, Arizona St., 2006 (1-0 KR, 1-13 PR), 2013 (1-13 KR, 0-0 PR)
Most:	281, vs. Wyoming, 1967 (9 pt, 3 KO); vs. UTEP, 1941 (5pt, 6 KO)

AVERAGE GAIN PER RETURN ALLOWED (MIN 5)

Lowest:	3.6, at Utah, 1950 (9 for 32)
Highest:	29.5 at Washington 2011 (6-177 all KOR)

Individual Punt Returns

MOST PUNT RETURNS

Game:	9, Ted Bland vs. Texas Tech, 11-11-35 (65 yds.); 9, Derek Hill vs. Colorado State, 9-13-86 (80 yds.)
Season:	41, Jackie Wallace, 1971
Career:	80, Jackie Wallace, 1970-72

HIGHEST AVERAGE PER RETURN

Game (min. 3):	38.3, Bug Wright vs. WSU, 11-7-09 (3-115)
Season:	32.6, Floyd Hudlow, 1964 (8-251)
(Min. 10):	18.9, Dennis Northcutt, 1999 (23-436)
Career (min. 40):	14.95, Eddie Wolgast, 1945-49 (44-658)

TOUCHDOWNS ON PUNT RETURNS

Game:	2, Floyd Hudlow vs. BYU, 9-21-64 (61,69)
Season:	3, Floyd Hudlow, 1964; 3, Jackie Wallace, 1971
Career:	4, Jackie Wallace, 1970-72

MOST PUNT RETURN YARDS

Game:	156, Wally Scott vs. Arizona St., 11-27-65 (7 returns)
Season:	510, Jackie Wallace, 1971 (41 returns)
Career:	903, Dennis Northcutt, 1996-99 (67 returns)

Individual Kickoff Returns

MOST KICKOFF RETURNS

Game:	9, Ka'Deem Carey vs. Oregon 9-24-11; 7, Derek Hill at Washington St., 10-24-87
Season:	34, Travis Cobb (887 yds, TD), 2010; 30, Travis Cobb (762 yds, TD), 2009
Career:	80, Syndric Steptoe (1,757 yds.), 2003-06

KICKOFF RETURN YARDS

Game:	211, Tyrell Johnson vs. Oregon 2014 (8 returns); 197, Ka'Deem Carey vs. Oregon, 2011 (9 ret); 180, Chuck Levy at Ohio St. 1991 (7 ret)
Season:	887, Travis Cobb, 2010 (34 returns); 762, Travis Cobb, 2009 (30 returns); 701, Tyrell Johnson, 2017 (27 returns); 682, Chuck Levy, 1991 (27)
Career:	1,935, Tyrell Johnson, 2014-17 (81 returns); 1757, Syndric Steptoe, 2003-06 (80 returns); 1649, Travis Cobb, 2009-10 (64 returns); 1538, Theopolis Bell, 1972-75 (62 returns)

KICKOFF RETURN AVERAGE

Game:	52.7, Theopolis Bell at BYU, Nov. 1, 1975 (3 for 158)
Season:	37.8, Ricky Stevenson, 1968 (9 for 340)
Min. 1.2 PG:	32.5, Floyd Hudlow, 1963 (13 for 422)
Career (30):	27.4, Floyd Hudlow, 1963-64 (13 for 422); 26.7, Art Luppino, 1953-56 (40 for 1,069)

KICKOFF RETURN TOUCHDOWNS

Game:	1, many; last Cayleb Jones at WSU, 10-25-2014 (44 yd, outside)
Season:	2, Art Luppino (1954) and Rick Stevenson (1968)
Career:	2, Art Luppino (1953-56), Rick Stevenson (1968-69), Chris McAlister (1996-98), Travis Cobb (2009-10)

Total Returns (Punt & Kickoff)

MOST KICK RETURNS

Game:	10, Derek Hill, vs. Colorado St., 9-13-86 (9 punt, 1 KO)
Season:	54, Jackie Wallace, 1971 (41 punts, 13 kickoffs, 880 yds.)
Career:	141, Syndric Steptoe, 2003-06 (80 punts, 61 kickoffs); 130, Theopolis Bell, 1972-75 (68 punts, 62 kickoffs)

MOST YARDS ON KICK RETURNS

Game:	211, Tyrell Johnson vs. Oregon 2014 (8 returns); 197, Ka'Deem Carey vs. Oregon, 2011 (9 ret); 180, Chuck Levy at Ohio St. 1991 (7 ret)
Season:	800, Jackie Wallace, 1971 (510 KOR, 290 PR)
Career:	2,347, Syndric Steptoe, 2003-06 (1,757 kickoffs, 590 punts); 2,290, Theopolis Bell, 1972-75 (1,513 kickoffs, 752 punts)

HIGHEST AVERAGE PER RETURN

Game (3 min):	49.3, Travis Cobb (KOR) vs Iowa 2010; 28.8, Mike Thomas, at UW 10-27-07 (6-173 KOR)
Season (Min. 20):	29.17, Art Luppino, 1954 (24 for 700)
Career:	25.7, Art Luppino, 1953-56 (59 for 1515)

TOUCHDOWNS ON KICK RETURNS

Game:	2, Floyd Hudlow, vs. BYU, 9-21-64 (2 punts)
Season:	3, Jackie Wallace, 1971 (3 punts); 3, Rick Stevenson, 1968 (2 punts, 1 kickoff); 3, Floyd Hudlow, 1964 (3 punts)
Career:	4, Floyd Hudlow, 1963-64 (3 punts, 1 kickoff)

COMBINED RETURNS (PUNT, KICKOFF, INTERCEPTION)

Season:	65, Jackie Wallace, 1971 (42 PR, 13 KOR, 11 int.)
---------	---

TOUCHDOWNS BY RETURNS

Game:	2, Antoine Cason, 2007 vs. Oregon (PR, INT)
Season:	4, Antoine Cason, 2007 (2 int., 2 punts); 3, Chris McAlister, 1998 (1 KOR, 1 PR, 1 int.)
Career:	6, Jackie Wallace, 1970-72 (4 PR, 2 int.); 5, Antoine Cason, 2004-07 (2 punts, 3 int.)

First Downs

TOTAL FIRST DOWNS

Most:	43, vs. S. Carolina State, 2012 (22 R, 17 P, 4 Pen); 38, at Stanford, 2012 (12 R, 25 P, 1 Pen); 37, vs. USC, 2011 (10 R/25 P/2 Pen)
Fewest:	3, at Loyola, 1935 (1-1-1); 3, at Marquette, 1942 (2-1-0)
Both, Most:	70, vs. Nevada, 2012 (39 UN, 31 UA); 65, at Stanford, 2012 (38 UA, 27 SU); 64, vs. Oregon State, 2019 (33 UA, 31 OSU) 63 vs. USC, 2011 (UA 37/USC 26)
Both, Fewest:	10, at Texas Tech, 1935 (Ariz. 4, Texas Tech 6)

FIRST DOWNS RUSHING

Most:	27, vs. UCLA, 1989
Fewest:	0, vs. Oregon, 2002; 0 vs. TCU, 2003
Both, Most:	38, vs. Nevada, 2012 (UN 28, UA 10)
Both, Fewest:	6, at Texas Tech, 1967 (Ariz. 2, Arizona St. 4)

FIRST DOWNS PASSING

Most:	25, vs. USC, 2011
Fewest:	0; 7 times, last at Utah 2000
Both, Most:	44 vs. USC 2011 (UA 25, USC 19)
Both, Fewest:	1, vs. Colo. 1954 (UA 1, CU 0); 1, at New Mexico, 1948 (Ariz. 1, New Mexico 0)

FIRST DOWNS PENALTY

Most:	8, vs. Oregon State, 2019
Both, Most:	12, at California, 1998 (Ariz. 6, California 6)

TOTAL PER GAME

Most:	29.3, 2012 (381 in 13 games)
Total:	381, 2012 (13 G)
Fewest:	8.7, 1938 (78 in 9)

BY RUSHING PER GAME*

Most: 13.5, 2013 (175 in 13 games)
 Fewest: 4.9, 2003 (59 in 12)

BY PASSING PER GAME*

Most: 16.9, 2011 (203 in 12)
 14.6, 2010 (191 in 13)
 13.1, 2012 (170 in 13)
 Total: 203, 2011 (12 games)
 Fewest: 2.5, 1942 (25 in 10)

BY PENALTY PER GAME*

Most: 3.31, 2012 (43 in 12)
 Fewest: 0.1, 1952 (1 in 10)

*Data available only since 1942

Red Zone Success

SINGLE GAME

Most: 9-for-9, vs. Idaho, all TD, 2008

SEASON

Best: 55-60 (92%), 2008 (45 TD, 10 FG)
 Recent Low: 9-13 (69.2%), 2020 (5 TD, 4 FG)

Penalties

PENALTIES AGAINST

Most: 19, vs. New Mexico St., 1951 (191 yards)
 Fewest: 0, vs. Michigan, 1978;
 0, Montana, 1938;
 0, Centenary, 1936;
 0, Whittier, 1929;
 0, California, 2008
 Both, Most: 29, at California, 1998 (California 15, Ariz. 14)
 Both, Fewest: 1 vs. Michigan, 1978 (Ariz. 0, Mich. 1);
 1, Centenary, 1936 (Ariz. 0, Centenary 1);
 1, vs. Whittier, 1929 (Ariz. 0 Whittier 1)

YARDS PENALIZED

Most: 191, vs. New Mexico St., 1951 (19 penalties)
 Fewest: 0, vs. Michigan 1978;
 0, Montana 1938,
 0, Centenary 1936,
 0, Whittier 1929
 Opp. Fewest: 5, four times (last NAU 2009)
 Both, Most: 307, at California 1998 (California 154, Ariz. 153)
 Both, Fewest: 5, vs. Michigan 1978 (1);
 5, vs. Centenary 1936 (1);
 5, vs. Whittier 1929 (1)

PENALTIES PER GAME

Most: 9.6, 1999 (114 in 12)
 Fewest: 2.5, 1937 (25 in 10)

YARDS PENALIZED PER GAME

Most: 79.6, 1970 (796 in 10)
 Year High: 930 in 12, 1999
 Fewest: 22.5, 1937 (224 in 10)

Turnovers

TURNOVER MARGIN PER GAME

Positive: 2.27, 1975 (9-34)
 Negative: 1.8, 2020 (12-3)

FUMBLES, GAME

Most Fumbles: 9, vs. UTEP, 1959 (Lost 5)
 Both Teams: 16, at Utah, 1952 (Ariz. 7, Utah 9);
 16, vs. San Diego St., 1948 (Ariz. 8, San Diego St. 8)
 Opponent: 9, at Utah, 1952 (Lost 6)
 Fumbles Lost: 7 vs. Idaho, 1962 (of 7)
 Both Teams: 9, at Utah, 1952 (Ariz. 3, Utah 6);
 9, vs. New Mexico St., 1951 (Ariz. 3, New Mexico St. 6);
 9, vs. Idaho, 1951 (Ariz. 5, Idaho 4);
 9, at Washington, 1984 (Ariz. 4, Washington 5)
 Opponent: 6, at Utah, 1952 (of 9); 6, New Mexico St., 1951 (of 8)

FUMBLES, SEASON

Most Fumbles: 42, 1959
 Fewest Fumbles: 9, 1994

MOST FUMBLES LOST, SEASON

Arizona: 24, 1973 (of 35);
 24, 1968 (of 31)

FEWEST FUMBLES LOST

Arizona: 5, 2006 (of 20);
 6, 1975 (of 15);
 6, 2011 (of 15)

INTERCEPTIONS & FUMBLES LOST, GAME

Most: 10, at Washington, 1984 (6 int., 4 fumbles)
 Fewest: 0, many times, last: vs. Utah, 2021
 Both, Most: 19, at Washington, 1984 (Ariz. 10, Washington 9)
 Both, Fewest: 0, many times, last: vs. Utah, 2021

INTERCEPTIONS & FUMBLES LOST, SEASON

Fewest: 9, 1975 (3 interceptions, 6 fumbles)
 Fewest PG: 0.82, 1975 (9 in 11)
 Most: 43, 1957 (20 int., 23 fumbles)
 Most PG: 4.33, 1940 (39 in 9)

OPPONENTS' TURNOVERS, SEASON

Most: 46, 1954 (20 interception, 24 fumbles lost, 2bk)
 Fewest: 6, 2021 (4 Interceptions, 2 fumbles lost)

INTERCEPTIONS & FUMBLES RECOVERED

Most: 9, at Washington, 1984 (4 int., 5 FR);
 9, at ASU, 1955 (7 int., 2 FR);
 9, vs. Utah, 1973 (4 int., 5 FR)
 Fewest: 0, many times, last at Colorado 2017

Defunct Game Records

HIGHEST-SCORING TIE GAME

33-33 at California, 1983; 35-35

LOWEST-SCORING TIE GAME

0-0 5 times. Last: Iowa St., 1964

MOST TIE GAMES, SEASON

Arizona: 31, 936 (10 games);
 3, 1987 (11 games)

Superlatives & Streaks

BIGGEST POINT DEFICIT OVERCOME

Arizona: 22, vs. California, 2014 (49-45 final). Trailing 28-6 at half;
 21, vs. Nevada, 2012 (49-48 final). Trailing 21-0 in 2nd quarter;
 21, vs. Hardin-Simmons, 1950 (32-28 final). Trailing 21-0 in 2Q;
 21, vs. San Diego State, 1997 (31-28 final), trailed 21-0 in 2Q
 Arizona Pac-12: 22, vs. California, 2014 (49-45 final). Trailing 28-6 at half;
 18, at California, 1980 (31-24 final). Trailing 21-3 with 12:18 in 3Q
 Deficit Reduced: 31, at Oregon, 2008. Trailing 48-17 with 12:46 in 3rd quarter
 before railing only 48-45 with 6:38 in 4th (45-55 final).
 Opponent: 27, at Utah, 1972 (27-28 final). Trailing 27-0 with 14:42 left.
 Pac-10 Opp.: 23, at California, 1983 (33-33 final). Trailing 26-3 at 6:45 of 3Q

MOST IMPROVED WON-LOST RECORD

5 games 1968 (8-3) from 1967 (3-6-1)
 5 games 1998 (12-1) from 1997 (7-5)

BIGGEST RECORD SWING

5.5 games 1999 (6-6) from 1998 (12-1)

CONSECUTIVE VICTORIES

All Games: 9, Oregon St. 1997 – Washington 1998;
 9, Colorado St. 1974 – Texas Tech, 1975
 In-Season: 7-0 start, 1993;
 7-0 finish 1998
 Home Games: 11, West Texas St. 1960–BYU 1962
 Pac-10 Games: 5, UCLA 1983–Oregon 1984;
 5, Arizona St. 1993–UCLA 1994;
 5, Oregon St. 1997–Washington 1998
 Pac-10 HGs: 8, USC 1993–ASU 1994
 Road Games: 8, 1997-98
 Road In-Season: 7, 1998

CONSECUTIVE GAMES WITHOUT DEFEAT

All Games: 11, UNM 1960– UNM 1961 (1 tie)
 Home Games: 14, Pacific 1934–Okla. St. 1937
 (Includes 2 ties/2 games played in Phoenix)

CONSECUTIVE LOSSES

All Games: 20, Washington-USC, 2019-21
 Home Games: 10, Washington-Washington, 2019-21
 Pac-10/12 HGs: 13, UCLA 2000-UCLA 2003

CONSECUTIVE GAMES WITHOUT WIN

All Games: 20, Washington-USC, 2019-21

Home Games: 10, Washington-Washington, 2019-21
 Pac-10/12: 10, Oregon 2000-USC 2001

CONSECUTIVE GAMES SCORED IN

All Games: 214, Colorado St. 1972-Syracuse 1990;
 Current: 6

Home Games: 225, Arizona St. 1964 to UCLA 2003;
 Current: 96 since Cal 2003

CONSECUTIVE GAMES OPPONENTS SCORED IN

All Games: 137, Oregon St. 1996 – ASU 2007;
 Current: 93

Home Games: 68, Wash '96 – Oregon '07

CONSECUTIVE GAMES SHUT OUT OPPONENT

All Games: 6, 1930
 Home Games: 8, Cal Tech 1929-Colorado St. 1930
 (Not including 1929 game in Phoenix)

CONSECUTIVE GAMES WITHOUT SCORING

All Games: 3, 1915 (New Mexico St., Western N.M., Whitter)
 Home Games: 2, 1949

CONSECUTIVE GAMES SCORING TOUCHDOWN

All Games: 91, Colorado St. 1972 to California 1980
 Current: 6
 Home Games: 91

CONSECUTIVE WITHOUT TIE (DEFUNCT CATEGORY)

All Games: 128, Utah 1967-California 1979
 Home Games: 65, Utah 1967-California 1979

Opponent Single-Game Records

TOTAL FIRST DOWNS ALLOWED

Fewest: 3, vs. Arizona State, 1946;
 3, Kansas, 1937;
 3, Wyoming, 1936
 Most: 39, vs. Nevada, 2012 (28 R, 10 P, 1 Pen)

FIRST DOWNS RUSHING ALLOWED

Fewest: 0, vs. Wyoming, 1970
 Most: 28, vs. Nevada, 2012

FIRST DOWNS PASSING ALLOWED

Fewest: 0, in many. Last: at New Mexico, 1970
 Most: 28, vs. Washington State, 2017

FIRST DOWNS PENALTY

6 vs. NAU 2019 (11 penalties)
 6 at California 1998 (15 penalties);
 6 Middle Tenn. St., 1999;
 6 Idaho, 2001;
 6 at UCLA, 2012
 6 UCLA 2017

PENALTIES AGAINST

Most: 17, at Oregon St., 2003 (141 yards)
 Fewest: 0; 8 times, last vs. UTEP 1938

YARDS OPPONENTS PENALIZED

154 at California, 1998 (15 penalties);
 152 vs. New Mexico, 2007 (15 penalties)

PUNTING

Most Punts: 19, at Kansas, 1936
 Fewest: 0, vs. Oregon, 1963

AVERAGE YARDS PER PUNT (MIN. 5)

Highest: 57.2, at Colorado, 1950 (6 punts)
 Lowest: 23.9, vs. Whittier, 1935 (8 punts)

OPPONENT PUNTS BLOCKED

3 vs. Colorado St., 1937;
 3 San Diego St., 1934

Opponent Season Records

FUMBLES, SEASON

Most: 47, 1955 (lost 26)
 Fewest: 4, 2019 (lost 4)
 Most Lost: 26, 1955 (of 47)
 Fewest lost: 2, 2021 (of 5);
 4, 2019 (of 4);
 4, 2013 (of 12);
 5, 1938 (of 21);
 5, 2011 (of 22)

PENALTIES PER GAME

Most: 8.9, 2014 (124 in 14)
 Fewest: 2.3, 1935 (21 in 9)

YARDS PENALIZED PER GAME

Most: 91.4, 2012 (1188 in 13)
 Yard high: 1188 (123 in 13 games), 2012
 Fewest: 18.3, 1935 (165 in 9)

OPPONENTS' PUNTS PER GAME

Most: 10.7, 1940 (96 in 9)
 Total: 100, 1968 (10 games)
 Fewest: 3.6, 1958 (36 in 10)

OPPONENTS' AVERAGE PER PUNT

Highest: 46.1, 2021 (66 punts); 45.0, 2011 (45 punts)
 Lowest: 30.9, 1958 (36 punts); 30.9, 1935 (91 punts)

OPPONENTS' NET PUNTING AVERAGE

Highest: 39.2, 2003 (60 for 2,448, 93 return yards by UA)
 Highest ('05 rule): 41.0, 2021 (66-2901, 7TB, 142 RY)
 41.0, 2011 (45-2025, 5TB, 79 RY)
 37.0, 2007 (75 for 3076, 7 TB, 279 RY)
 Lowest: 24.4, 1949 (55 for 1929, 487 return yards)
 Lowest ('05 rule): 33.5, 2008 (79 for 3334, 5 TB, 587 RY)

MOST OPPONENTS' PUNTS BLOCKED BY ARIZONA

4 1968 (including Sun Bowl)
 4 1980
 5 1998 (incl. Holiday Bowl)

Team Defense High/Lows, Game

PLAYS ALLOWED

Fewest: 20, vs. New Mexico St., 1935 (12R, 8P, 40 yds.)
 Most: 105, vs. Nevada, 2012 (73 R, 32 P, 659 yds)

TOTAL OFFENSE YARDS ALLOWED

Fewest: 10, vs. Loyola (at Phoenix), 1939 (4R, 6P, 34 plays)
 Pac-10 Game: 52, at Stanford 2006 (-6R, 58P, 32 plays)
 Most: 701, at Arizona St., 1973 (368R, 337P, 97 plays) (WAC)
 Pac-10 Game: 659, at California, 1996 (156R, 503P, 91 plays)

AVERAGE OFFENSIVE GAIN PER PLAY ALLOWED

Fewest: .27, vs. Arizona St., 1946 (44 for 12)
 Most: 9.41, at UCLA, 1972 (61 for 574)

Rushing Defense

RUSHES ALLOWED

Fewest: 12, vs. Wyoming, 1936 (-4 yds.);
 12, New Mexico St., 1935 (-32 yds.)
 Most: 75, vs. New Mexico, 1971 (441 yds.)

RUSHING YARDS ALLOWED

Fewest: -33, at Stanford, 1992 (28 rushes)
 Pac-10 Game: -33, at Stanford, 1992 (28 rushes)
 Most: 569, at Arizona St., 1951 (67 rushes)
 Pac-10 Game: 450, vs. Arizona St., 1996 (59 rushes)

AVERAGE GAIN PER RUSH ALLOWED

Lowest: -1.2, at Stanford, 1992 (28 - -33)
 Highest: 9.32, at Californai, 2022 (38 for 354)

TOUCHDOWNS BY RUSHING ALLOWED

8 vs. Colorado, 1958

OPPONENT PLAYERS GAINING 100 YARDS

4 at ASU, 1951 (Bob Tarwater 17-140, Harley Cooper 11-123,
 Duane Morrison, 15-118, Buzz Welfer 10-114)

Team Defense High/Lows, Game

PLAYS ALLOWED

Fewest: 20, vs. New Mexico St., 1935 (12R, 8P, 40 yds.)
 Most: 105, vs. Nevada, 2012 (73 R, 32 P, 659 yds)

TOTAL OFFENSE YARDS ALLOWED

Fewest: 10, vs. Loyola (at Phoenix), 1939 (4R, 6P, 34 plays)
 Pac-10 Game: 52, at Stanford 2006 (-6R, 58P, 32 plays)
 Most: 701, at Arizona St., 1973 (368R, 337P, 97 plays) (WAC)
 Pac-10 Game: 659, at California, 1996 (156R, 503P, 91 plays)

AVERAGE OFFENSIVE GAIN PER PLAY ALLOWED

Fewest: .27, vs. Arizona St., 1946 (44 for 12)
 Most: 9.41, at UCLA, 1972 (61 for 574)

Rushing Defense

RUSHES ALLOWED

Fewest:	12, vs. Wyoming, 1936 (-4 yds.); 12, New Mexico St., 1935 (-32 yds.)
Most:	75, vs. New Mexico, 1971 (441 yds.)

RUSHING YARDS ALLOWED

Fewest:	-33, at Stanford, 1992 (28 rushes)
Pac-10 Game:	-33, at Stanford, 1992 (28 rushes)
Most:	569, at Arizona St., 1951 (67 rushes)
Pac-10 Game:	450, vs. Arizona St., 1996 (59 rushes)

AVERAGE GAIN PER RUSH ALLOWED

Lowest:	-1.2, at Stanford, 1992 (28 - 33)
Highest:	9.32, at Californai, 2022 (38 for 354)

TOUCHDOWNS BY RUSHING ALLOWED

8	vs. Colorado, 1958
---	--------------------

OPPONENT PLAYERS GAINING 100 YARDS

4	at ASU, 1951 (Bob Tarwater 17-140, Harley Cooper 11-123, Duane Morrison, 15-118, Buzz Welfer 10-114)
---	--

Pass Defense

PASSING ATTEMPTS ALLOWED

Fewest:	3, vs. New Mexico, 1963 (comp. 3); 3, at UTEP, 1950 (comp. 0)
Most:	84, Washington State, 2017 (comp 58)
Most, Pac-12:	84, Washington State, 2017 (comp 58)

PASS COMPLETIONS ALLOWED

Fewest:	0, vs. New Mexico, 1961 (att. 5); 0, at UTEP, 1950 (att. 3); 0, Arizona St., 1937 (att. 4); 0, Loyola, 1932 (att. 8); 0, New Mexico St., 1929 (att. 9); 0, Pomona, at Phoenix, 1929 (att. 5)
Most:	58, Washington State, 2017 (att. 84)

COMPLETION PERCENTAGE ALLOWED

Lowest (10 PA):	7.7, at New Mexico, 1948 (1 of 13)
Highest (15 PA):	88.9, at Air Force, 1959 (16 of 18)

YARDS PASSING ALLOWED

Fewest:	0, Oklahoma, 1989 ; 0, vs. New Mexico, 1961; 0, at UTEP, 1950; 0, Arizona St., 1937; 0, Oklahoma St., 1932; 0, Loyola, 1932; 0, New Mexico St., 1929; 0, Pomona, 1929
Pac-10 Game:	29, vs. Oregon, 1983
Most:	602, vs. Washington State, 2017 (58 completions)
Pac-12 Game:	602, vs. Washington State, 2017 (58 completions)

YARDS PER ATTEMPT ALLOWED

Fewest:	0, New Mexico St., 1929 (Att. 9)
Most:	18.8, vs. Indiana, 1967 (11 for 207)
Most (Min. 20):	14.7, at New Mexico, 1946 (19 for 280)

YARDS PER COMPLETION ALLOWED

Fewest:	1.0 vs. Texas Tech, 1946 (1 for 1)
Fewest (Min. 5):	2.3 Arizona St., 1961 (7 for 16)
Most:	40.0, at New Mexico, 1946 (7 for 280)
Most (Min. 10):	24.4, at Arizona St., 1957 (10 for 244)

TOUCHDOWN PASSES ALLOWED

8	vs. California, 1996 (3 OT)
---	-----------------------------

MOST PASSES UA INTERCEPTED

7	vs. UTEP, 1968 (63 yds.)
7	at Arizona St., 1955 (19 yds.)

PERCENT PASSES INTERCEPTED

46.2	at New Mexico, 1948 (6 of 13)
------	-------------------------------

YARDS GAINED ON INTERCEPTION RETURNS

182	vs. Illinois, 1996 (5 returns)
-----	--------------------------------

AVG YARDS PER INTERCEPTION RETURN (MIN. 2)

50.5	at UNLV, 2013 (2-101)
46.5	vs. Arizona St., 1929 (2 for 93)

INTERCEPTION RETURNS FOR TOUCHDOWNS

3	vs. Illinois, 1996
---	--------------------

Scoring Defense

POINTS ALLOWED

Most:	78, at USC, 1928
Pac-10 Game:	70, vs. Arizona State, 2020 (7-70)
In Victory:	48, vs. Nevada, 2012 (49-48); 47, vs. Washington St., 2000 (53-47, 3OT)
One Quarter:	38, at USC, 1928 (4th)
One Half:	52, vs. USC, 1923 (2nd); 45, at Oregon, 2008 (1st)

TOUCHDOWNS ALLOWED

12	at USC, 1928
----	--------------

OPPONENT EXTRA POINTS BY KICKING

Made:	9, at Washington State, 2016 (9 att.); 9, at UCLA, 2012 (9 att.); 9, vs. Michigan St., 1949 (att.11)
Attempted:	11, vs. Michigan St., 1949 (made 9)

OPPONENT 2-POINT EXTRA POINTS

Made:	3, at Utah, 1959 (att.7)
Attempted:	7, at Utah, 1959 (made 3)

OPPONENT FIELD GOALS

Made:	5, at UNM, 2008 (att 5); 5, ASU 2010 (att 5);
Attempted:	6, vs. UTEP, 1967 (made 3)

INTERCEPTIONS & FUMBLES RECOVERED, GAME

Most:	9, at Washington, 1984 (4 int., 5 FR); 9, at Arizona State, 1955 (7 int., 2 FR); 9, vs. Utah, 1973 (4 int., 5 FR)
Fewest:	0, many times, last vs. Arizona State, 2021

OPPONENTS TURNOVERS, SEASON

Most:	46, 1954 (20 interception, 24 fumbles lost, 2blk)
Fewest:	6, 2021 (4 Interceptions, 2 fumbles lost)

Individual Defense

MOST INTERCEPTIONS

Game:	4, Chuck Cecil, at Stanford 1987; 3, Michael Johnson, at Oregon St. 2005
By DL:	2, Ken Giovando, vs. BYU, 1964
Season:	11, Jackie Wallace, 1971
Career:	21, Chuck Cecil, 1984-87 (then Pac-10 record)

MOST YARDS ON INTERCEPTION RETURNS

Game:	100, Chuck Cecil, vs. Arizona St., 11-22-86 (1)
Season:	192, Darryll Lewis, 1990 (7 returns)
Career:	349, Antoine Cason, 2004-07 (15 returns); 252, Darryll Lewis, 1987-90 (14 returns)

HIGHEST INTERCEPTION RETURN AVERAGE

Game (Min. 2):	47.5, Scott Geyer, vs. NC St., 12-31-89 (2-95)
Season (Min. 5):	32.8, Antoine Cason, 2007 (5-164)' 27.4, Darryll Lewis, 1990 (7 for 192)
Career (Min. 10):	23.3, Antoine Cason, 2004-07 (15-349)

Defense Team Highs and Lows, Season

PLAYS PER GAME ALLOWED

Most:	83.5, 2012 (1,085 in 13)
Most total:	1,115, 2014 (in 14)
Fewest:	44.4 1935 (400 in 9)

YARDS ALLOWED PER GAME

Fewest:	128.2, 1935 (1154 in 9)
Most:	499.0, 2012 (6487 in 13)

AVERAGE GAIN PER PLAY ALLOWED

Lowest:	2.44, 1939 (537 for 1313)
Highest:	6.59, 2022 (851 for 5612)

TDS RUSHING AND PASSING ALLOWED PER GAME

Fewest:	.67, 1935 (6 in 9)
Most:	5.0, 2022 (60 in 12)

GAMES EXCEEDING 500 YARDS ALLOWED

6	2017; 2012 (all 600 yards); 2011
---	----------------------------------

GAMES LESS THAN 200 YARDS ALLOWED

10	1993
----	------

Rushing Defense, Season

YARDS ALLOWED PER GAME

Fewest: 30.1, 1993 (331 in 11)
 Most: 288.3, 1958 (2883 in 10)

AVERAGE GAIN PER PLAY ALLOWED

Lowest: 0.9, 1993 (368 for 331)
 Highest: 5.59, 2022 (449 for 2509)

RUSHES PER GAME ALLOWED

Most: 57.5, 1949 (575 in 10)
 Fewest: 28.8, 1935 (259 in 9)

TOUCHDOWNS RUSHING ALLOWED PER GAME

Fewest: .36, 1992 (4 in 11)
 Most: 3.5, 1958 (35 in 10)

GAMES LESS THAN 100 YARDS ALLOWED

10 1993; 10 - 1994; 7 - 2010

Passing Defense, Season

YARDS ALLOWED PER GAME

Fewest: 50.1, 1939 (501 in 10)
 Most: 298.9, 2011 (3587 in 12)

YARDS ALLOWED PER ATTEMPT

Fewest: 3.3, 1939 (152 for 501)
 Fewest (Min. 200): 4.93, 1968 (275 for 1,357)
 Most: 8.51, 2003 (394 for 3,351)

YARDS ALLOWED PER COMPLETION

Fewest: 10.02, 1939 (50 for 501)
 Fewest (Min. 75): 10.37, 2008 (228 for 2,365)
 Most: 17.14, 1967 (101 for 1,732)

OPPONENTS' PASSES ATTEMPTED PER GAME

Fewest: 11.7, 1956 (117 in 10)
 Most: 38.5, 2012 (500 in 13)

OPPONENTS' PASSES COMPLETED PER GAME

Fewest: 4.9, 1936 (49 in 10)
 Most: 24.9, 2014 (349 in 14)

COMPLETION PERCENTAGE ALLOWED

Lowest: 32.9, 1939 (50 in 152)
 Lowest (Min. 200): 36.6, 1940 (90 of 246)
 Highest: 69.7, 2022 (280 of 402)

PASSES INTERCEPTED (BY UA) PER GAME

Most: 3.44, 1940, (31 in 9)
 Fewest: .33, 2021 (4 in 12)

PERCENTAGE INTERCEPTED BY

Highest: 20.6, 1935 (29 of 141)
 Lowest: 1.3, 1999 (5 of 373)

INTERCEPTION YARDS PER GAME

Most: 41.0, 1940 (369 in 9)
 Total: 386, 1952 (10 games)
 Fewest: 1.2, 1960 (12 in 10)

AVERAGE YARDAGE PER INTERCEPTION RETURN

Highest: 45.5, 1994 (4 for 182)
 Lowest: 3.0, 1960 (4 for 12)

TDS ON INTERCEPTION RETURNS

Arizona: 6, 1996

TOUCHDOWN PASSES ALLOWED PER GAME

Fewest: .2, 1952 (2 in 10)
 Most: 2.17, 2003 (26 in 12);
 2.17, 2019 (26 in 12);
 2.10, 2001 (23 in 11)

GAMES LESS THAN 50 YARDS ALLOWED

Arizona: 5, 1942

GAMES LESS THAN 100 YARDS ALLOWED

Arizona: 8, 1956

GAMES MORE THAN 300 YARDS ALLOWED

Arizona: 7 - 2019;
 6 - 2014;
 6 - 2012;
 6 - 2011;
 5 - 2017

GAMES MORE THAN 200 YARDS ALLOWED

Arizona: 12 - 2017;
 11 - 2019;
 11 - 2014;
 11 - 2003

Scoring Defense (Min. 8-Game Season)

POINTS ALLOWED PER GAME

Fewest: 2.8, 1929 (22 in 8)
 Most: 38.3, 2016 (460 in 12)
 36.5, 2022 (438 in 12);
 35.76, 2015 (465 in 13);
 35.75, 2019 (429 in 12);
 35.75, 2003 (429 in 12)

TOUCHDOWNS ALLOWED PER GAME

Fewest: .38, 1929 (3 in 8)
 Most: 5.16 (62 in 12)
 5.00, 2022 (60 in 12)
 4.67, 2003 (56 in 12)

OPPONENTS' EXTRA POINTS BY KICKING

Fewest Made: 2, 1928
 Fewest Att.: 3, 1929
 Most Made: 59, 2016 (att. 60)
 Most Att.: 60, 2015 (made 59); 60, 2022 (made 57)

OPPONENTS XP-KICKING PERCENTAGE

Highest: 1.000 2021 (45-45)
 1.000 2012 (56-56)
 1.000 2003 (55-55)
 1.000 2001 (48-48)
 1.000 2005 (35-35)
 1.000 2006 (28-28)
 Lowest: .285, 1937 (4-14)

CONSECUTIVE EXTRA POINTS ALLOWED BY KICKING

95 Washington St. 2004 to BYU 2007
 Current 76, Utah 2019-present

TWO-POINT CONVERSIONS ALLOWED

Fewest Made: 0, Many seasons
 Fewest Att.: 0, 2006, 2008, 2011
 Most Made: 6, 1959 (att. 19); 6, 1958 (att. 17)
 Most Att.: 19, 1960 (made 6)

OPPONENTS' FIELD GOALS

Made: 22, 2002 (att. 27)
 Attempted: 27, 2002 (made 22)

OPPONENTS' FIELD GOAL PERCENTAGE

Highest: 92.3, 2021 (12 of 13)
 89.5, 2019 (17 of 19)
 86.7, 2012 (13 of 15)
 83.3, 2010 (15 of 18)
 81.4, 2002 (22 of 27)
 Lowest: 14.3, 1964 (1 of 7)

MOST POINTS ALLOWED BY KICKING

105 2015 (57 PAT, 16 FG)

SAFETIES SCORED AGAINST ARIZONA

Season: 3, 1999;
 Single game: 2 (at TCU '99)

First Down Defense

TOTAL ALLOWED PER GAME

Fewest: 7.2, 1937 (72 in 10)
 Most: 26.1, 2012 (339 in 13)

BY RUSHING ALLOWED PER GAME

Fewest: 4.2, 1993, (46 in 11)
 Most: 14.1, 1958 (141 in 10)

BY PASSING ALLOWED PER GAME

Fewest: 1.3, 1942 (13 in 10)
 Most: 13.4, 2014 (188 in 14)

BY PENALTY ALLOWED PER GAME

Fewest: 1, 1947 (1 in 10)
 Most: 2.5, 2011 (30 in 12)

Top 10 Arizona Defenses (national rank)

TOTAL DEFENSE

1.	128.2	1935
2.	133.3	1939
3.	143.5	1937
4.	144.7	1936
5.	162.6	1940
6.	219.2	1946
7.	223.2	1938
8.	235.7	1942
9.	236.9	1993* (1)
10.	240.6	1968 (7)

PASSING DEFENSE

1.	50.1 ypg	1939
2.	58.9	1936
3.	65.4	1935
4.	66.5	1942
5.	68.8	1937
6.	73.1	1948
7.	73.3	1956
8.	79.1	1961
9.	87.3	1954
10.	89.2	1953

RUSHING DEFENSE

1.	30.1 ypg	1993* (1)
2.	54.2	1940 (5)
3.	62.8	1935
4.	65.1	1992* (2)
5.	65.3	1994* (2)
6.	74.7	1938
7.	75.5	1984* (3)
8.	83.2	1939
9.	84.2	1936
10.	84.4	1986* (4)

ARIZONA SCORING DEFENSE (POINTS PER GAME)

1.	2.8	1929
2.	4.1	1930
3.	4.4	1933
4.	5.0	1935
5.	5.4	1936
	5.4	1934
7.	7.6	1964
8.	8.8	1937
9.	8.9	1992* (1)
10.	9.2	1940

Career Defensive Leaders

TOTAL TACKLES, 250+ (LB UNLESS NOTED)

TT	Player	UT	AT	Years
566	Ricky Hunley	323	243	1980-83
552	Byron Evans	315	237	1983-86
529	Obra Erby	300	229	1973-76
420	Jon Abbott	274	146	1974-77
405	Marcus Bell	264	141	1996-99
400	LaMonte Hunley	183	217	1981-84
392	Chuck Cecil (S)	222	170	1984-87
383	Mark Jacobs	205	178	1974-76
372	Sam Giangardella	183	189	1977-80
357	Mark Arneson	186	171	1969-71
356	Mike Dawson	203	153	1972-75
339	Ransom Terrell	179	160	1970-73
322	Darren Case	133	189	1987-90
320	Sean Harris	248	72	1991-94
312	Colin Schooler	203	109	2017-19
312	Spencer Larsen	209	103	02, 05-07
308	Lance Briggs	205	103	1999-02
296	Jared Tevis	199	97	2011-14
295	Darrell Brooks (S)	204	91	2002-05
291	Glenn Perkins	160	131	1978-82
287	Tony Fields II	181	106	2017-19
282	Chris Singleton	171	111	1986-89
281	Chester Burnett	223	58	1993-97
279	Jeff Hammerschmidt (S)	171	108	1987-90
275	Ronnie Palmer	158	117	2005-08

SOLO TACKLES (LB UNLESS NOTED)

UT	Player	TT	AT	Years
323	Ricky Hunley	566	243	1980-83
315	Byron Evans	552	237	1983-86
300	Obga Erby	529	229	1973-76
274	Jon Abbott (DL)	420	146	1974-77
264	Marcus Bell	405	141	1996-99
248	Sean Harris	320	72	1991-94
223	Chester Burnett	281	58	1993-97
222	Chuck Cecil (DB)	392	170	1984-87
209	Spencer Larsen	312	103	2002, 05-07
205	Lance Briggs	308	103	1999-2002
205	Mark Jacobs	383	178	1974-76

ASSISTED TACKLES, CAREER

AT	Player	UT	TT	Years
243	Ricky Hunley, LB	323	566	1980-83
237	Byron Evans, LB	315	552	1983-86
229	Obga Erby, LB	300	529	1973-76
217	LaMonte Hunley, LB	183	400	1981-84
189	Sam Giangardella, LB	183	372	1977-80
189	Darren Case LB	133	322	1987-90
178	Mark Jacobs, LB	205	383	1974-76
171	Mark Arneson, LB	186	357	1969-71
170	Chuck Cecil, DB	222	392	1984-87
160	Ransom Terrell, LB	179	339	1970-73

CAREER SACKS

Sacks	Player	Years
55	Tedy Bruschi, DE	1992-95
25.5	Ricky Elmore, DE	2007-10
25	David Wood, DT	1981-84
24.5	Joe Tafoya, DE	1997-2000
23.5	Rob Waldrop, DT	1990-93
22.5	Reggie Johnson, DT	1988-90
22.5	Jim Hoffman, DT	1991-94
22	Danny Lockett, OLB	1985-86
21.5	Joe Salave'a, DT	1994-97
21	Chuck Osborne, DT	1992-95

CAREER INTERCEPTIONS

Int.	Player	Yards	TD	Years
21	Chuck Cecil S	241	2	1984-87
20	Jackie Wallace CB	250	2	1970-72
18	Chris McAlister CB	254	2	1996-98
15	Antoine Cason CB	349	3	2004-07
14	Darryll Lewis CB	252	2	1987-90
14	Allan Durden S	241	1	1982-85
13	Dave Liggins S	150	0	1978-80
13	Roussell Williams S	107	0	1972-74
13	Tony Bouie S	189	1	1991-94
12	Trevin Wade CB	203	2	2008-11
12	Michael Jolivet CB	128	1	2000-03
12	Ricky Hunley LB	134	2	1980-83
12	Randy Robbins S	204	4	1980-83
12	Dennis Anderson S	218	1	1973-75
12	Rich Moriarty B	78	0	1967-68
12	Eddie Wolgast B	200	1	1945-50



"Desert Swarm"

PASSES BROKEN UP (INTS NOT INCL.)

PBU	Player, Pos.	Years
44	Michael Jolivet, CB	2000-03
38	Chuck Cecil, S	1984-87
35	Kelly Malveaux, CB	1994-97
34	Jace Whittaker, CB	2015-19
32	Antoine Cason, CB	2004-07
32	Devin Ross, CB	2006-09
30	Shaquille Richardson, CB	2010-13
30	Lynnden Brown, S	1981-84
29	Brandon Sanders, S	1992-95
28	Trevin Wade, CB	2008-11
28	Randy Robbins, S	1980-83
27	Chris McAlister, CB	1996-98
27	Kelvin Hunter, CB	1996-99
26	James DeBow, S	1985-88
26	Lorenzo Burns, CB	2016-20
25	Jonathan McKnight, CB	2011-14
24	Martin Rudolph, CB	1984-86

INTERCEPTIONS (SINGLE-SEASON)

Int.	Player	Yards	TD	Year
11	Jackie Wallace	135	1	1971
9	Chuck Cecil	77	0	1987
8	Jackie Wallace	115	1	1972
8	Rich Moriarty	75	0	1968
7*	Tony Bouie	131	0	1993
7*	Ricky Hunley	123	2	1983
7	Darryll Lewis	192	2	1990
7	John Black	91	0	1939
7	Dennis Anderson	72	0	1974
7	Dave Liggins	68	0	1980
6	Roussell Williams	72	0	1974
6	Dick Taylor	79	0	1940
6	Randy Robbins	85	1	1983
6	Allan Durden	108	1	1984
6	Allan Durden	42	0	1985
6	Chuck Cecil	22	0	1985
6	Chuck Cecil	142	2	1986
6	Chris McAlister	103	1	1996

*Includes 2 fumble interceptions \$ Includes 1 fumble interception

Annual Defensive Leaders

TOTAL TACKLES (FROM FILM THRU '87)

Year	Player, Pos. (UA+A)	Total Tackles
1973	Terrell Ransom, LB 105+70	175
1974	Mark Jacobs, LB 115+85	200
1975	Obra Erby, LB 117+71	188
1976	Obra Erby, LB 85+89	174
1977	Corky Ingraham, LB 72+81	153
1978	Sam Giangardella, LB 55+76	131
1979	Sam Giangardella, LB 57+55	112
1980	Jack Housley, LB 64+40	104
1981	Ricky Hunley, LB 74+47	121
1982	Ricky Hunley, LB 100+73	173
1983	Ricky Hunley, LB 99+77	176
1984	LaMonte Hunley, LB 72+96	168
1985	Byron Evans, LB 118+70	188
1986	Byron Evans, LB 111+85	196
1987	Chuck Cecil, S 80+56	136
1988	Chris Singleton, OLB 58+60	118
1989	Donnie Salum, LB 48+65	113
1990	Jeff Hammerschmidt, S 53+25	78
1991	Tony Bouie, S 63+26	86
1992	Sean Harris, LB 48+23	71
1993	Brant Boyer, LB 70+20	90
1994	Sean Harris, LB 72+17	89
1995	Charlie Camp, LB 62+280	90
1996	Chester Burnett, LB 98+26	124
1997	Chester Burnett, LB 73+20	93
1998	Marcus Bell, LB 82+57	139
1999	Marcus Bell, LB 73+51	124
2000	Lance Briggs, LB 77+36	113
2001	Lance Briggs, LB 59+34	93
2002	Lance Briggs, LB 67+31	98
2003	Clay Hardt, LB 59+28	87
2004	Darrell Brooks, S 48+25	73
2005	Darrell Brooks, S 62+31	93
2006	Spencer Larsen, LB 63+26	89
2007	Spencer Larsen, LB 87+44	131
2008	Ronnie Palmer, LB 45+40	85
2009	Devin Ross, CB 61+30	81
2010	Paul Vassallo, LB 77+25	102
2011	Derek Earls, LB 55+19	74
2012	Jake Fischer, LB 76+43	119
2013	Jake Fischer, LB 57+42	99
2014	Scooby Wright III, LB 99+64	163
2015	Will Parks, S 53+23	76
2016	Paul Magloire Jr., LB 58+23	81
2017	Tony Fields II, LB 65+39	104
2018	Colin Schooler, LB 72+47	119

2019	Colin Schooler, LB 64+34	98
2020	Anthony Pandy, LB 10+20	30
2021	Anthony Pandy, LB 45+37	82
2022	Jaxen Turner, S 54+25	79

UNASSISTED TACKLES

Year	Player, Pos.	UA
1967	Otis Comeaux, LB	32
1968	Otis Comeaux, LB	34
1969	Bill Miller, DB	43
1970	Mark Arneson, LB	110
1971	Rich Dodson, LB	40
1972	Ransom Terrell, LB	66
1973	Ransom Terrell, LB	105
1974	Mark Jacobs, LB	115
1975	Obra Erby, LB	117
1976	Obra Erby, LB	85
1977	Jon Abbott, MG	100
1978	Cleveland Crosby, T	75
1979	Sam Giangardella, LB	57
1980	Dave Liggins, DB	68
1981	Ricky Hunley, LB	74
1982	Ricky Hunley, LB	100
1983	Ricky Hunley, LB	99
1984	LaMonte Hunley, LB	72
1985	Byron Evans, ILB	118
1986	Byron Evans, ILB	111
1987	Chuck Cecil, S	80
1988	Chris Singleton, OLB	62
1989	Chris Singleton, OLB	66
1990	Jeff Hammerschmidt, FS	53
1991	Tony Bouie, FS	86
1992	Brant Boyer, ILB	49
1993	Brant Boyer, ILB	70
1994	Sean Harris, ILB	72
1995	Charlie Camp, ILB	62
1996	Chester Burnett, ILB	98
1997	Chester Burnett, ILB	73
1998	Marcus Bell, ILB	82
1999	Marcus Bell, ILB	73
2000	Lance Briggs, ILB	77
2001	Lance Briggs, ILB	59
2002	Lance Briggs, ILB	67
2003	Clay Hardt, Rover	59
2004	Antoine Cason, CB	54
2005	Darrell Brooks, FS	62
2006	Spencer Larsen, LB	63
2007	Spencer Larsen, LB	87
2008	Ronnie Palmer, LB	45
2009	Devin Ross, CB	61
2010	Paul Vassallo, LB	77
2011	Derek Earls, LB	55
2012	Jake Fischer, LB	76
2013	Jake Fischer, LB	57
2014	Scooby Wright III, LB	99
2015	Paul Magloire Jr., LB/S	54
2016	Demetrius Flannigan-Fowles, S	59
2017	Colin Schooler, LB	67
2018	Colin Schooler, LB	72
2019	Colin Schooler, LB	98
2020	Rhedi Short, DB	23
2021	Anthony Pandy, LB	45
2022	Jaxen Turner, S	54

ASSISTED TACKLES

Year	Player, Pos.	AT
1967	Olden Lee, LB	56
1968	Otis Comeaux, LB	77
1969	Mark Arneson, LB	76
1970	Mark Arneson, LB	45
1971	Jim Johnson, T	65
1972	Ransom Terrell, LB	78
1973	Ransom Terrell, LB	70
1974	Mark Jacobs, LB	85
1975	Obra Erby, LB	71
1976	Obra Erby, LB	89
1977	Corky Ingraham, LB	81
1978	Sam Giangardella, LB	76
1979	Sam Giangardella, LB	55
1980	Sam Giangardella, LB	46
	Ricky Hunley, LB	46
1981	Gary Gibson, OLB	48
1982	Ricky Hunley, ILB	73
1983	LaMonte Hunley, ILB	79
1984	LaMonte Hunley, ILB	96
1985	Byron Evans, ILB	70
1986	Byron Evans, ILB	85
1987	Jerry Beasley, ILB	73
1988	Darren Case, ILB	74
1989	Darren Case, ILB	67
1990	Darren Case, ILB	38
1991	Heath Bray, FS/LB	34

1992	Sean Harris, ILB	23
1993	Brant Boyer, ILB	20
1994	Sean Harris, ILB	17
1995	Charlie Camp, ILB	28
1996	David Fipp, FS	37
1997	Marcus Bell, ILB	24
1998	Marcus Bell, ILB	57
1999	Marcus Bell, ILB	51
2000	Lance Briggs, ILB	36
2001	Lance Briggs, ILB	34
2002	Lance Briggs, ILB	31
2003	Joe Siofele, ILB	32
2004	Darrell Brooks, FS	25
2005	Darrell Brooks, FS	31
2006	Ronnie Palmer, LB	28
2007	Spencer Larsen, LB	44
2008	Ronnie Palmer, LB	40
2009	Xavier Kelley, LB	32
2010	P. Vassallo, LB / J. Perkins, S	25
2011	Paul Vassallo, LB	26
2012	J. Fischer, LB/M. Flowers, LB	43
2013	Jake Fischer, LB	42
2014	Scooby Wright III, LB	64
2015	Will Parks, S	23
2016	Paul Magloire Jr., LB	23
2017	Tony Fields II, LB	39
2018	Colin Schooler, LB	47
2019	Tony Fields II, LB	36
2020	Anthony Pandy, LB	20
2021	Christian Young, LB	39
2022	Jerry Roberts, LB	44

TACKLES FOR LOSS

Year	Player, Pos.	TFL
1967	Gary Klahr, E	14
1968	Tom Nelson, T	29
1969	Charlie Duke, LB	16
1970	Bill McKinley, E	20
1971	Rich Dodson, LB	11
1972	Bob Crum, E/ Wally Brumfield, LB	11
1973	Mike Dawson, T	12
1974	Mike Dawson, T	11
1975	Mike Dawson, T	15
1976	Jon Abbott, T	11
1977	Jon Abbott, MG	18
1978	John Crawford, E	12
1979	Cleveland Crosby, T	16
1980	Ricky Hunley, LB	9
1981	Gary Shaw, NG	8
1982	Steve Boadway, OLB	9
1983	John Kaiser, OLB	14
1984	Steve Boadway, OLB	14
1985	Danny Lockett, OLB	15
1986	Stan Mataele, DT	14.5
1987	Dana Wells, NG	17.0
1988	Dana Wells, NG	17.5
1989	Chris Singleton, OLB	11.0
1990	Darren Case, ILB	6.0
1991	Mike Scurlock, ILB	8.5
1992	Rob Waldrop, NG	22.0
1993	Tedy Bruschi, DE	27.5
1994	Chuck Osborne, NG	15.0
1995	Tedy Bruschi, DE	19.5
1996	Joe Salave'a, DT	12.0
1997	Joe Salave'a, DT	17.0
1998	Marcus Bell, ILB	14.0
1999	Marcus Bell, ILB	14.0
2000	Joe Tafoya, DE	18.0
2001	Lance Briggs, ILB	14.0
2002	Lance Briggs, ILB	10.5
2003	J.Siofele, ILB/M.Molina, ILB	7.5
2004	Andre Torrey, DE	13.0
2005	Copeland Bryan, DE	10.5
2006	Spencer Larsen, LB	10.5
2007	Spencer Larsen, LB	15.5
2008	Ronnie Palmer, LB	11.0
2009	Earl Mitchell, DT	12.5
2010	Ricky Elmore, DE	13.0
2011	Derek Earls, LB	7.0
2012	Marquis Flowers, LB	13.0
2013	M. Flowers, LB/S. Tuihalamaka, DL	11.0
2014	Scooby Wright III, LB	29.0
2015	Reggie Gilbert, DL	8.5
2016	Michael Barton, LB	8.0
2017	Colin Schooler, LB	13.5
2018	Colin Schooler, LB	21.5
2019	Colin Schooler, LB	11.0
2020	Roy Lopez, DL	4.0
2021	Mo Diallo, DL	8.5
2022	Hunter Echols, DE	8.5

SACKS (SEPARATE FROM TFL SINCE 1976)

Year	Player, Pos.	Sacks
1976	Gilbert Lewis, E	6
1977	Jon Abbott, MG	10
1978	John Crawford, E	7
1979	Cleveland Crosby, T	8
1980	Rickly Hunley, LB	5
1981	Gary Shaw, NG	7
1982	Ivan Lesnik, T	7
1983	John Barthalt, T	6
1984	Steve Boadway, OLB	13
1985	Danny Lockett, OLB	12
1986	Stan Mataele, DT	10.5
1987	Dana Wells, NG	7
1988	(Three Players)	5.5
1989	Chris Singleton, OLB	10
1990	Reggie Johnson, DT	11
1991	M. Scurlock, R. Holt	6.5
1992	Rob Waldrop, NG	10
1993	Tedy Bruschi, DE	19
1994	Chuck Osborne, NG	11
1995	Tedy Bruschi, DE	14.5
1996	Joe Salave'a, DT	6
1997	Joe Salave'a, DT	11.5
1998	Daniel Greer, DT	9
1999	Joe Tafoya, DT	10
2000	Joe Tafoya, DE	6
2001	Lance Briggs, ILB	6.5
2002	Joe Siofele, DE	5.5
2003	Siofele, M. Smith, M. Molina, A. Torrey	4.0
2004	Andre Torrey, DE	5.0
2005	Copeland Bryan, DE	7.5
2006	Louis Holmes, DE	4.0
2007	Lionel Dotson, DT	6.5
2008	Brooks Reed, DE	8.0
2009	Ricky Elmore, DE	10.5
2010	Ricky Elmore, DE	11
2011	C.J. Parish, DE	3
2012	Marquis Flowers, LB	5.5
2013	Sione Tuihalamaka, DL	5.0
2014	Scobby Wright III, LB	14.0
2015	Reggie Gilbert, DL	3.5
2016	M. Barton LB, D. Miller LB, P. Zellers DL	3.0
2017	Kylan Wilborn, DE	7.5
2018	C. Schooler, LB, J. Brown, DE	3.5
2019	Jalen Harris, STUD	4.0
2020	R. Lopez/P. Shand, DL	1.0
2021	Kyon Barrs, DL	5.0
2022	Hunter Echols, DE	4.5

BLOCKED KICKS

Year	Player, Pos.	Blocks
1967	Wally Scott, DB	5
1968	Greg Woodward, DB	2
1969	Jim Ventriglia, T	1
	Rick Stevenson, B	1
1970	Greg Boyd, B	1
1971	Greg Boyd, B	3
1972	Greg Boyd, B; Glen Gresham, LB	1
1973	Leon Lawrence, B	1
1974	None	
1975	Mike Dawson, T	1
1976	Jeff Whitton, T	1
1977	Jack Housley, LB; Darrell Solomon, MG	1
1978	(Four Players)	1
1979	Jack Housley, LB	1
1980	Bill Redman, B	2
1981	G. Shaw, NG; R. Robbins, CB, A. Gross, FS	1
1982	Larry Smith, SS	2
1983	(Five Players)	1
1984	(Four Players)	1
1985	(Three Players)	1
1986	Chuck Cecil, FS	2
1987	(Five Players)	1
1988	Scott Geyer, CB	2
1989	Arnulf Mobley, ILB	1
1990	(Three Players)	1
1991	(Three Players)	2
1992	Heath Bray, QB/WR	2
1993	B. Sanders DB, J. Hoffman DL, R. Dice WR	1
1994	S. Harris, T. Bruschi	1
1995	(Three Players)	1
1996	T. Canidate, M. Smith	1
1997	J. Salave'a, McAlister, D. Fipp	1
1998	Chris McAlister, Peter Hansen	2
1999	Peter Hansen	3
2000	Peter Hansen	2
2001	Malosi Leonard, Andrae Thurman	1
2002	Michael Jolivet, Carlos Williams	2
2003	None	0
2004	C. Bryan, M. Hollingsworth	1
2005	None	0

2006	Earl Mitchell	1
2007	None	0
2008	David Roberts	1
2009	Orlando Vargas	1
2010	J. Washington, M. Usman, D. Roberts	1
2011	Team	1
2012	None	0
2013	None	0
2014	Tellas Jones	1
2015	DaVonte' Neal	1
2016	None	0
2017	None	0
2018	C. Ulloa, X. Bell	1
2019	None	0
2020	None	0
2021	Nazar Bombata	2
2022	T. Savea, D. Johnson	1

INTERCEPTIONS (YDS. RETURNED-TD)

(*includes fum ret [in-air] prior to rule change)

Year	Player, Pos.	INT
1958	Dave Hibbert, HB (58)	4
1959	Warren Livingston, HB (41-1)	3
1960	4 players (12)	1
1961	Gary Kenley, HB (79)	4
1962	C. Starkey, DL (18), L. Fairholm, HB (7)	2
1963	Rickie Harris, CB (25)	3
1964	Woody King, S (46)	5
1965	Woody King, S (44-1)	5
1966	Phil Albert, S (8)	3
1967	O. Lee (31), O. Comeaux (0)	4
1968	Rich Moriarty (75)	8
1969	B. Miller (57), J. Black (32), CBs	5
1970	Justin Lanne, S (23)	3
1971	Jackie Wallace, CB (135-1)	11
1972	Jackie Wallace, CB (115-1)	8
1973	Glen Gresham, LB (59)	3
1974	Dennis Anderson, S (72)	7
1975	Dennis Anderson, S (141-1)	4
1976	Van Cooper, CB (60)	3
1977	Corky Ingraham, LB (49)	4
1978	Corky Ingraham, LB (34)	3
1979	Dave Liggins, S (59)	5
1980	Dave Liggins, S (60)	5
1981	Tony Neely, S (98-1)	4
1982	Randy Robbins, CB (85-1)	6
1983	Ricky Hunley, LB (123-2)	7
1984	Allan Durden, S (108-1)	6
1985	Allan Durden, S (42)	6
1986	Chuck Cecil, S (142-2)	6
1987	Chuck Cecil, S (77)	9
1988	T. Burden (20), D. Lewis (22), CB	2
1989	Darryll Lewis, CB (39)	5
1990	Darryll Lewis, CB (192-2)	7
1991	Darryl Morrison, CB (67-1)	3
1992	Tony Bouie, S (9-0); B. Sanders, S (77-1)	4
1993	Tony Bouie, S (100)	6
1994	(Four Players — 182-1)	1
1995	Brandon Sanders, S (0)	2
1996	Chris McAlister, CB (103-1)	6
1997	Chris McAlister, CB (45)	4
1998	Chris McAlister, CB (64-1)	5
1999	(Five Players — 36-1)	1
2000	Michael Jolivet, CB (50)	5
2001	Michael Jolivet, CB (78-1)	5
2002	Ray Wells, LB (78-1)	3
2003	Michael Jolivet, CB (0)	2
2004	Antoine Cason, CB (88)	4
2005	Michael Johnson, S (45-1)	4
2006	Antoine Cason, CB (57-1)	3
2007	Antoine Cason, CB (164-2)	5
	Nate Ness, S (91-0)	5
2008	M. Hundley, CB (77-0); T. Wade, CB (78-0)	4
2009	Trevin Wade, CB (40-1)	5
2010	Joe Perkins, S (22); S. Richardson, CB (0)	2
2011	Shaquille Richardson, CB (73)	4
2012	Jonathan McKnight, CB (71-1)	3
	Marquis Flowers, LB (18)	3
2013	Tra'Mayne Bondurant, S (79-2)	4
2014	Jourdon Grandon, S (5-0)	3
2015	Jamar Allah, S (38-0)	3
	Cam Denson, CB (31-0)	3
2016	D. Flannigan-Fowles, S (1-0)	2
	Dane Cruikshank, CB (3-0)	2
2017	Lorenzo Burns, CB (58-0)	5
2018	Scottie Young Jr., S (63-1)	3
2019	Lorenzo Burns, CB (29-0)	4
2020	Anthony Pandey, LB (15-0)	2
2021	A. Pandey, LB (37-1); G. Maldonado, S (1-0)	1
	C. Roland-Wallace, CB (36-0)	1
	K. Hebert, LB (16-0)	1
2022	Jaxen Turner, S (48-0)	2

PASSES BROKEN UP (does not include INTs)

Year	Player, Pos.	PBU
1967	Frank Jenkins, DB; Doug Schleuter, B	4
1968	Bill Miller, B	17
1969	(Three Players)	5
1970	Mark Arneson, LB; Jim Ventriglia, T	7
1971	Jackie Wallace, DB	7
1972	Roussell Williams, DB	4
1973	Leon Lawrence, DB	7
1974	Mark Jacobs, LB	5
1975	Dennis Anderson, DB	6
1976	Van Cooper, DB	11
1977	Corky Ingraham, LB	5
1978	Reggie Ware, DB	6
1979	Reggie Ware, DB	4
1980	Marcellus Greene, DB	11
1981	John Pace, ILB	6
1982	Al Gross, SS	9
1983	Randy Robbins, CB	17
1984	Lynnden Brown, CB	19
1984	Gordon Bunch, CB	19
1985	Gordon Bunch, CB	14
1986	Chuck Cecil, S	19
1987	Chuck Cecil, S	12
1988	J. DeBow, T. Burden	7
1989	Chris Wright, SS	9
1990	Darryll Lewis, CB	11
1991	Richard Holt, CB	10
1992	Keshon Johnson, CB	9
1993	Claudius Wright, CB	9
1994	Brandon Sanders, S	9
1995	Kelly Malveaux, CB	8
1996	Kelly Malveaux, CB	11
1997	Kelly Malveaux, CB	10
1998	Chris McAlister, CB	15
1999	Kelvin Hunter, CB	8
2000	Michael Jolivet, CB	14
2001	Michael Jolivet, CB	20
2002	Gary Love, CB	5
2003	Michael Jolivet, CB	6
2004	Darrell Brooks, FS	9
2005	Wilrey Fontenot, CB	6
2006	Wilrey Fontenot, CB	8
2007	Antoine Cason, CB	14
2008	Devin Ross, CB	13
2009	Devin Ross, CB	12
2010	Robert Golden, CB	12
2011	Trevin Wade, CB	13
2012	Shaquille Richardson, CB	14
2013	Jonathan McKnight, CB	8
2014	Johnathan McKnight, CB	13
2015	Will Parks, S	7
2016	Jace Whittaker, CB	11
2017	Jace Whittaker, CB	13
2018	Lorenzo Burns, CB	11
2019	Lorenzo Burns, CB	7
2020	C. Roland-Wallace (CB); J. Harris (BUCK)	3
2021	Treydan Stukes, DB	6
2022	Christian Roland-Wallace, CB	6

FUMBLES RECOVERED

Year	Player	FR
1967	(Four Players)	2
1968	(Three Players)	2
1969	(Four Players)	2
1970	Bill McKinley, E	3
1971	(Five Players)	2
1972	(Three Players)	2
1973	Ransom Terrell, LB	5
1974	Dennis Anderson, DB	3
1975	M. Dawson, DT, Jon Abbott, DT	3
1976	(Six Players)	2
1977	J. Abbott, K. Straw	3
1978	Cleveland Crosby, T	4
1979	Sam Giangardella, LB	3
1980	Reggie Ware, DB	3
1981	Gary Shaw, NG	4
1982	John Kaiser, OLB	3
1983	R. Hunley LB, J. Kaiser OLB	3
1984	Greg Turner, CB	4
1985	(Two Players), ILB	2
1987	Jerry Beasley LB	3
1988	(Three Players)	2
1989	Darryll Lewis, CB	3
1990	Paul Glonek, DT	2
1991	Bobby Roland, SS	3
1992	T. Demps DE, B. Sanders SS	2
1993	Akil Jackson, OLB	5
1994	Tedy Bruschi, DE	4
1995	B. Sanders, D. Stewart, CB	2
1996	Van Tuinei, DE	3
1997	DeShon Polk, OLB	3

1998	S. Sprotte SS, D. Greer DT, J. Tafoya DE	2
1999	(Six Players)	1
2000	Keoni Fraser, DT	5
2001	Lance Briggs LB, Jarvie Worcester FS	2
2002	Lance Briggs LB, Pat Howard, LB	2
2003	Four players	2
2004	Four Players	3
2005	(Seven Players)	1
2006	Spencer Larsen, LB	3
2007	Spencer Larsen, LB	4
2008	Donald Horton, DT	2
2009	(Seven Players)	1
2010	(10 Players)	1
2011	(Four players)	1
2012	Jake Fischer, LB	4
2013	Marquis Flowers, LB	2
2014	Tra'Mayne Bondurant, LB/S	3
2015	(Five players)	1
2016	Brandon Rutt, LB; Cody Ippolito, LB	2
2017	Demetrius Flannigan-Fowles, DB	2
2018	P.J. Johnson, DL; Dereck Boles, DL	2
2019	Colin Schooler, LB	2
2020	Lorenzo Burns, CB	1
2021	I. Rutherford, CB; T. Hayward, LB	1
2022	H. Echols, DE; J. Turner, S	2

FUMBLES CAUSED

Year	Player, Pos.	FF
1973	Rex Naumetz, DT	3
1974	Willis Barrett, E	3
1975	Mike Dawson, T	3
1976	Gilbert Lewis, E	3
1977	Ken Creviston, B	4
1978	Cleveland Crosby, T	4
1979	(Three Players)	3
1980	Ricky Hunley, ILB	3
1981	J. Pace, R. Hunley	4
1982	G. Perkins, R. Moret	3
1983	Ricky Hunley, ILB	5
1984	C. Vesling, J. Drake	2
1985	Byron Evans, ILB	3
1986	C. Cecil, F. Gibson	3
1987	Chris Singleton, OLB	3
1988	Chris Singleton, OLB	5
1989	Darryll Lewis, CB	3
1990	Jeff Hammerschmidt, FS	4
1991	(Three Players)	2
1992	Jim Hoffman, DT	3
1993	Brandon Sanders, SS	3
1994	J. Salave'a, C. Lopez, S. Harris	2
1995	C. Osborne, J. Sprotte	2
1996	J. Salave'a, C. Burnett	3
1997	Four players	2
1998	Scooter Sprotte, ILB	4
1999	Joe Tafoya, DT	2
2000	Jarvie Worcester, FS	3
2001	L. Briggs, J. Jackson, Y. Thompson	2
2002	(Six Players)	2
2003	Gary Love, Joe Siofele	3
2004	Pat Howard-LB, Carlos Williams DT	4
2005	Darrell Brooks, FS	2
2006	Larsen, LB, Palmer, LB, Holmes DE	2
2007	Spencer Larsen, LB	3
2008	Brooks Reed, DE	3
2009	Cam Nelson, S	3
2010	Mike Turner, CB/ST	3
2011	Jourdon Grandon, NB	2
2012	Jared Tevis, S	4
2013	Jared Tevis, S	3
2014	Scooby Wright III, LB	6
2015	Will Parks, S	2
2016	Parker Zellers, DL	2
2017	Kylan Wilborn, DE	4
2018	Demetrius Flannigan-Fowles, S	2
2019	Christian Young, S	2
2020	Issaiah Mays, DB/Quinn Sullivan, DB	1
2021	J. Turner, S/J. Harris, DL/K. Hebert, LB	1
	G. Maldonado, S	3
2022	G. Maldonado, S.	3

Team National Top 10 Marks

TOTAL OFFENSE PER GAME

1941	2.	357.3 yds.
1954	3.	402.0 yds.
1961	5.	378.2 yds.
1975	5.	424.2 yds.
1999	3.	471.9 yds.
2012	7.	526.2 yds.

PASSING OFFENSE PER GAME

1941	1.	177.7 yds.
1947	2.	168.0 yds.
1957	4.	154.0 yds. *
1961	10.	145.6 yds.
1966	3.	255.1 yds.
2007	10.	308.5 yds.
2010	9.	307.7 yds.
2011	3.	370.8 yds.
2022	6.	318.4 yds.

*Led nation in PA (294) and PC (154)

RUSHING OFFENSE

1952	9.	254.8 yds.
1953	8.	268.9 yds.
1954	7.	276.5 yds.
2017	3.	309.3 yds.

SCORING

1941	9.	25.3 pts.
1952	7.	28.5 pts.
1954	2.	38.5 pts.
1975	9.	30.0 pts.
1983	8.	32.1 pts.
2017	5.	41.3 pts.

PUNT RETURNS

1948	9.	17.6 avg. (15 for 264)
1952	2.	20.1 avg. (28 for 563)
1960	1.	17.7 avg. (18 for 319)
1961	2.	16.8 avg. (24 for 394)
1999	2.	17.6 avg. (29 for 509)
2002	4.	16.6 avg. (20 for 332)
2008	3.	17.8 avg. (33 for 587)
2009	4.	15.3 avg. (16-245)

KICKOFF RETURNS

1951	8.	20.7 avg. (41 for 850)
1953	4.	21.9 avg. (32 for 702)
1954	1.	26.1 avg. (39 for 1,017)
1968	3.	25.1 avg. (25 for 628)
1972	5.	24.6 avg. (45 for 1,105)
1993	3.	26.8 avg. (26 for 697)
2009	10.	24.9 av. (53 for 1,320)

NET PUNTING (NET AVG.)

1985	7.	59 for 39.9 avg.
1992	2.	80 for 40.8 net avg.
1996	9.	63 for 40.5 net avg.

PUNTING (DEFUNCT SINCE 'NET')

1960	6.	43 for 41.9 avg.
1965	7.	75 for 41.6 avg.
1972	6.	79 for 41.8 avg.
1974	8.	55 for 41.6 avg.
1975	3.	53 for 43.4 avg.
1982	6.	66 for 41.1 avg.

TURNOVER MARGIN

1985	2.	+1.82 per game
1989	3.	+1.27 per game
1992	10.	+1.00 per game
1996	7.	+1.18 per game

TOTAL DEFENSE

1939	6.	2.48 yds. per play
1968	7.	240.6 yds. per game
1992	2.	253.0 yds. per game
1993	2.	236.9 yds. per game
1994	10.	287.6 yds. per game
1995	7.	270.5 yds. per game

RUSHING DEFENSE

1940	5.	1.53 yds. per play
1983	6.	98.3 yds. per game
1984	3.	75.5 yds. per game
1985	9.	108.7 yds. per game
1986	4.	84.4 yds. per game
1992	2.	65.1 yds. per game
1993	1.	30.1 yds. per game
1994	2.	65.1 yds. per game
2000	8.	88.5 yds. per game

SCORING DEFENSE

1964	10.	7.6 pts. per game
1068	8.	1.5 pts. per game
1985	7.	12.1 pts. per game
1992	1.	8.9 pts. per game
1993	9.	14.6 pts per game

FIRST DOWN DEFENSE

2008	7.	15.31 (199 in 13)
------	----	-------------------

FIRST DOWN OFFENSE

2011	8.	25.8 per game
------	----	---------------

INTERCEPTIONS

1940	3.	31
1948	8.	20
1954	8.	20
1975	3.	15
2017	t-7	19

FUMBLES RECOVERED

2003	8.	(18 total)
------	----	------------

FUMBLES LOST

2003	6.	(7)
2006	6.	(5)
2011	6.	(6)

4TH DOWN CONVERSION

2006	9.	(66.7%)
2017	6.	(70.6%)

4TH DOWN CONVERSION DEFENSE

2006	1.	(10%)
2019	5.	(33.3%)

PASS INTERCEPTION AVOIDANCE

1975	1.	1.3% (3 in 236)
------	----	-----------------

FEWEST PENALTIES PER GAME

2008	6.	4.08 (53 in 13)
2013	8.	4.00 (52 in 13)

FEWEST YARDS PENALIZED/GM

2008	7.	35.15 (457 in 13)
------	----	-------------------

MOST PENALIZED

1954	8.	71 for 698
1955	7.	84 for 708

TIME OF POSSESSION/GAME

2008	10.	32:11
------	-----	-------

RED-ZONE OFFENSE

2008	6.	92% (55 for 60, 45TD/10FG)
------	----	----------------------------

Indiv. Top 10 Leaders

PASSING

1947	3.	Fred Enke (88-184 for 1,406 yds.)
1956	6.	Ralph Hunsaker (75-148 for 823 yds.)
1958	2.	Ralph Hunsaker (106-191 for 1,129 yds.)
1961	8.	Eddie Wilson (79-154 for 1,294 yds.)
1966	2.	Marc Reed (193-365 for 2,368 yds.)
2007	9.	Willie Tuitama (306.9 ypg)
2011	2.	Nick Foles (32.3 completions per game)
2011	3.	Nick Foles 361.17 yards per game)
2011	5.	Nick Foles (4334 total passing yards)

TOTAL OFFENSE

1939	5.	John Black (281 for 1,133 yds.)
1947	1.	Fred Enke (329 for 1,941 yds.)
1954	4.	Art Luppino (179 for 1,359 yds.)
1955	2.	Art Luppino (211 for 1,313 yds.)
1961	5.	Eddie Wilson (181 for 1,377 yds.)
1966	2.	Marc Reed (419 for 2,294 yds.)
1973	8.	Bruce Hill (368 for 1,915 yds.)
1974	8.	Bruce Hill (384 for 2,118 yds.)
1975	7.	Bruce Hill (314 for 2,021 yds.)
2011	4.	N. Foles (603 for 3,526 yds; 352.58 ypg)
2012	6.	Matt Scott (612 for 4126; 343.8 ypg)

RUSHING OFFENSE

1939	8.	John Black (172 for 630 yds.)
1947	8.	Charles Hall (124 for 686 yds.)
1953	3.	Ken Cardella (148 for 915 yds.)
1954	1.	Art Luppino (179 for 1,359 yds.)
1955	1.	Art Luppino (209 for 1,313 yds.)
1960	9.	Bobby Lee Thompson (92 for 732 yds.)
1961	9.	Bobby Lee Thompson (103 for 752 yds.)
1999	7.	Trung Canidate (154.6, 253-1,602)
2012	1.	Ka'Deem Carey (148.4, 303-1929)
2013	2.	Ka'Deem Carey (157.1, 349-1885)
2017	7.	Khalil Tate, QB (128.3, 153-1411)

PASSING EFFICIENCY RATING

1960	1.	Eddie Wilson (140.8)
1961	1.	Eddie Wilson (134.2)
1998*	-	Keith Smith (174.2) (15 att. shy of 2nd)

PASS RECEIVING

1941	1.	Hank Stanton (50 for 820 yds.)*
1947	4.	John Smith (31 for 568 yds.)
1948	4.	Bob Larsen (35 for 408 yds.)
1957	8.	Gene Leek (29 for 310 yds.)
1958	1.	Dave Hibbert (61 for 606 yds.)*
1966	3.	Jim Greth (76 for 1003 yds.)
1974	7.	Theopolis Bell (53 for 700 yds.)
1976	6.	Keith Hartwig (54 for 1,134 yds.)
1999	3.	D. Northcutt (118.50 ypg, 88-1,422)
2002	5.	Bobby Wade (115.8 ypg)
2002	5.	Bobby Wade (7.8 rpg)
2002	7.	Bobby Wade (1389 receiving yds.)
2010	8.	Juron Criner (94.85 ypg)
2010	9.	Juron Criner (1233 yds)
2012	6.	Austin Hill (1364 yds)
2012	7.	Austin Hill (104.9 yds per game)

PUNTING

1941	10.	Emil Banjavcic (41 for 41.5)
1955	8.	Ed McCluskey (33 for 40.6)
1965	2.	Joe Payton (56 for 44.6)
1972	7.	Marty Shuford (77 for 42.5)
1974	9.	Mitch Hoopes (55 for 41.8)
1975	7.	Dennis Anderson (53 for 43.5)
2011*	-	Kyle Duganzic (40-46.0) (4 att shy of 6th)
2021	3.	Kyle Ostendorp (58 for 49.2)

ALL-PURPOSE RUNNING

1954	1.	Art Luppino (2193 yds.)*
1955	1.	(Tie) Art Luppino (1,702 yds.)
1961	2.	Bobby Lee Thompson (1,575 ypg)
1987	6.	Derek Hill (152.0 ypg)
1999	2.	Dennis Northcutt (187.42 ypg)
2002	7.	Bobby Wade (162.4 ypg)
2012	7.	Ka'Deem Carey (172.9 ypg)
2013	5.	Ka'Deem Carey (171.5 ypg)

SCORING

1954	1.	Art Luppino (166 pts.)*
1955	3.	Art Luppino (96 pts.)
1960	10.	Joe Hernandez (76 pts.)
1983	5.	Max Zendejas (99 pts.)
1994	9.	Steve McLaughlin (95 pts.)
2012	6.	Ka'Deem Carey (144 pts.)
2013	9.	Ka'Deem Carey (120 pts.)

PUNT RETURNS

1963	7.	Rickie Harris (12 for 209 yds.)
1964	9.	Floyd Hudlow (8 for 251 yds.)
1979	10.	Marcellus Greene (15 for 183 yds.)
1999	1.	Dennis Northcutt (18.96, 23-436)
2009*	-	Bug Wright (17.50, 12-210) (2 att. shy 3rd)

KICKOFF RETURNS

1951	9.	Gil Gonzales (13 for 348)
1954	1.	Art Luppino (20 for 632 yds.)
1959	7.	Walt Mince (14 for 329 yds.)
1963	9.	Floyd Hudlow (13 for 422 yds.)
1972	5.	Theopolis Bell (8 for 449 yds.)
1975	3.	Theopolis Bell (16 for 453 yds.)
1982	2.	Vance Johnson (13 for 353 yds.)

PASS INTERCEPTIONS

1939	4.	John Black (7 for 69)
1968	10.	Rich Moriarty (8 for 75 yds.)
1971	2.	Jackie Wallace (11 for 135 yds.)
1972	4.	Jackie Wallace (8 for 115 yds.)
1974	3.	Dennis Anderson (7 for 72 yds.)
1983	7.	Ricky Hunley (7 for 123)
1984	10.	(Tie) Allan Durden (6 for 108 yds.)
1986	10.	(Tie) Chuck Cecil (6 for 142 yds.)
1987	2.	Chuck Cecil (9 for 77 yds.)
1990	7.	Darryll Lewis (7 for 192)
1993	7.	(Tie) Tony Bouie (6-100)
1996	5.	(Tie) Chris McAlister (6-103)

Arizona Year-by-Year Stats Since 1978 (Pac-10/12 Era)

ARIZONA Offense			OPPONENT Offense			UA/Opp. Kick & Punt Returns			FGs & Punting			Fumbles		Penalties		Sacks		1st Dns		3rd Dns	
Year	W/L	Pts/PA	Att-Rush-TD	Att-C-INT-Pass-TD	Plays-Off	Att-Rush-TD	Att-C-INT-Pass-TD	Plays-Off	KR-Yds/Opp	PR-Yds/29-140	FG-A/FG-A	P-Avg/P-Avg	F-L/F-L	Pen-Yds/Opp	Sks/Opp	FD/FD	Pen-Yds/Opp	Sks/Opp	FD/FD	Pen-Yds/Opp	Sks/Opp
1978:	5-6	245/205	610-2450-21	159-82-9-1047-9	769-3497	546-1987-15	231-118-13-1514-9	777-3501	25-465/42-909	33-209/29-140	8-19/11-16	74-40/572-37.8	31-16/31-19	54-556/63-633	34/na	187/184	54-556/63-633	34/na	187/184	54-556/63-633	34/na
1979:	6-5-1	244/243	603-2720-21	215-106-19-1242-7	818-3692	455-1671-14	322-177-19-2357-14	777-4028	33-696/32-693	21-245/23-101	10-19/9-18	49-38/749-41.1	31-14/29-15	65-612/60-581	26/na	218/228	65-612/60-581	26/na	218/228	65-612/60-581	26/na
1980:	6-5	215/275	466-1813-15	365-139-13-1800-10	731-3613	483-1564-19	249-220-12-2800-13	831-4364	33-705/31-359	28-230/26-193	7-12/12-21	70-39/156-38.6	31-18/36-16	79-787/57-701	25/na	187/238	79-787/57-701	25/na	187/238	79-787/57-701	25/na
1981:	6-5	253/205	481-1845-15	342-174-23-2183-15	823-4028	463-1833-14	391-143-16-1680-10	734-3513	33-707/31-359	22-121/24-184	12-24/11-17	56-42/107-39.6	35-10/32-16	88-805/79-701	33/na	226/190	88-805/79-701	33/na	226/190	88-805/79-701	33/na
1982:	6-4-1	311/219	482-1642-16	332-177-14-2531-19	814-4173	413-1299-6	350-203-19-2269-14	763-3568	20-432/23-468	22-144/18-85	14-23/16-26	66-42/470-39.5	27-12/28-13	81-712/55-498	30/na	211/197	81-712/55-498	30/na	211/197	81-712/55-498	30/na
1983:	7-3-1	353/178	468-1551-24	372-198-16-2681-12	840-4232	401-1081-8	356-201-17-2218-11	757-3299	19-326/21-465	39-352/16-108	20-25/14-24	48-40/168-37.8	31-13/34-17	75-671/86-754	25/na	232/190	75-671/86-754	25/na	232/190	75-671/86-754	25/na
1984:	7-4	272/192	495-1372-14	337-168-19-2399-12	832-3771	383-831-9	385-197-22-2259-10	768-3090	28-499/28-544	19-25/28/21-73	21-27/12-22	63-36/467-42.3	29-13/23-15	62-506/68-692	58/na	203/176	62-506/68-692	58/na	203/176	62-506/68-692	58/na
1985:	8-3-1	252/146	477-1516-13	281-152-10-1789-7	758-3305	434-1936	314-176-24-1986-5	748-3166	21-383/21-410	18-15/19-32	22-29/5-9	59-40/468-39.3	23-10/35-17	66-596/68-660	41/na	220/175	66-596/68-660	41/na	220/175	66-596/68-660	41/na
1986:	9-3	352/204	559-2410-19	249-127-10-1716-2	808-4126	362-1928-9	371-220-17-2538-11	763-3466	32-627/39-720	34-260/0/7-40	24-28/10-14	48-39/458-39.4	27-12/23-15	72-594/57-485	38/na	198/192	72-594/57-485	38/na	198/192	72-594/57-485	38/na
1987:	4-4-3	263/220	594-2450-22	204-95-14-1613-7	798-4063	441-1472-9	377-201-14-2347-14	818-3819	43-913/36-709	40-349/20-79	15-23/16-25	51-37/671-36.8	43-20/18-11	72-585/67-597	27/na	212/208	72-585/67-597	27/na	212/208	72-585/67-597	27/na
1988:	7-4	279/218	568-2714-25	209-86-9-1265-8	777-3979	464-1534-9	311-184-12-2228-19	775-3762	38-734/44-713	37-248/22-190	13-20/10-17	53-42/360-39.3	35-17/28-13	77-649/73-692	34/na	221/206	77-649/73-692	34/na	221/206	77-649/73-692	34/na
1989:	8-5	247/178	589-2650-21	153-65-7-898-6	742-3548	418-1603-12	344-203-18-2389-6	782-3929	28-599/31-624	22-152/26-152	13-20/10-17	58-41/547-39.7	20-8/17-11	51-395/60-511	26/20	192/215	51-395/60-511	26/20	192/215	51-395/60-511	26/20
1990:	7-4	267/190	512-1776-12	302-171-7-2211-14	814-3987	369-718-6	319-170-4-2425-13	688-3143	28-563/44-784	31-238/21/128	23-29/9-15	59-37/73-41.0	20-9/24-13	76-698/56-430	47/27	225/169	76-698/56-430	47/27	225/169	76-698/56-430	47/27
1991:	6-5	207/199	425-1140-7	359-178-12-2247-18	784-3387	448-1399-9	291-138-6-1577-10	739-2976	32-684/30-495	38-358/29-71	9-14/13-17	80-40/983-40.9	21-14/25-12	75-715/76-659	30/34	189/167	75-715/76-659	30/34	189/167	75-715/76-659	30/34
1992:	6-5-1	232/118	555-1935-18	203-98-7-1217-6	758-3152	384-716-4	303-188-16-2067-5	747-2783	21-416/22-485	49-440/25-83	3-7/14-23	65-36/550-37.6	25-13/26-13	93-840/71-627	23/31	183/244	93-840/71-627	23/31	183/244	93-840/71-627	23/31
1993:	10-2	294/161	569-2281-18	234-114-11-1529-11	803-3810	368-331-5	371-206-11-2275-9	739-2606	26-697/37-525	33-256/21-54	14-22/14-22	72-37/278-41.0	27-20/42-18	95-831/65-590	59/17	199/162	95-831/65-590	59/17	199/162	95-831/65-590	59/17
1994:	8-4	278/190	512-1776-12	302-171-7-2211-14	814-3987	369-718-6	319-170-4-2425-13	688-3143	28-563/44-784	31-238/21/128	23-29/9-15	59-37/73-41.0	20-9/24-13	76-698/56-430	47/27	225/169	76-698/56-430	47/27	225/169	76-698/56-430	47/27
1995:	6-5	207/199	425-1140-7	359-178-12-2247-18	784-3387	448-1399-9	291-138-6-1577-10	739-2976	32-684/30-495	38-358/29-71	9-14/13-17	80-40/983-40.9	21-14/25-12	75-715/76-659	30/34	189/167	75-715/76-659	30/34	189/167	75-715/76-659	30/34
1996:	6-5	247/178	589-2650-21	153-65-7-898-6	742-3548	418-1603-12	344-203-18-2389-6	782-3929	28-599/31-624	22-152/26-152	13-20/10-17	58-41/547-39.7	20-8/17-11	51-395/60-511	26/20	192/215	51-395/60-511	26/20	192/215	51-395/60-511	26/20
1997:	7-5	231/285	471-1880-13	381-188-10-2546-27	852-4426	411-1644-7	339-190-16-2482-19	800-4242	33-686/36-731	30-293/20-160	12-21/5-9	63-43/665-39.4	9-9/25-13	65-545/73-625	34/39	226/180	65-545/73-625	34/39	226/180	65-545/73-625	34/39
1998:	12-1	439/236	523-2561-34	309-185-11-2778-18	832-5339	461-1233-14	419-200-16-2786-15	835-4019	33-507/58-1144	44-570/25-142	8-18/6-10	59-41/189-40.2	16-8/24-13	96-881/105-822	46/21	239/218	96-881/105-822	46/21	239/218	96-881/105-822	46/21
1999:	6-6	339/364	467-2626-23	366-212-13-3037-19	870-5663	460-1719-22	373-206-5-2814-21	833-4533	38-720/45-1041	29-509/29-274	6-19/13-19	62-38/579-40.0	21-10/18-6	114-923/93-809	36/31	246-235	114-923/93-809	36/31	246-235	114-923/93-809	36/31
2000:	5-6	250/377	470-1695-16	372-127-12-1696-9	743-3391	393-573-12	400-164-16-2519-13	769-3494	32-701/34-753	34-408/26-174	13-17/17-25	61-44-9/61-40.2	17-12/16-7	70-500/83-762	38/41	170/183	70-500/83-762	38/41	170/183	70-500/83-762	38/41
2001:	5-6	324/377	386-1563-16	368-200-17-2753-21	754-4316	446-1544-19	400-204-14-2338-23	846-4382	37-778/38-851	25-259/29-155	9-14/11-15	62-37/263-38.9	31-15/19-11	78-700/93-770	36/27	227/240	78-700/93-770	36/27	227/240	78-700/93-770	36/27
2002:	4-8	227/310	360-326-7	430-246-14-3477-17	790-4003	508-1942-18	368-214-7-2692-15	876-4634	34-600/34-715	20-332/38-36	13-22/22-27	69-36/257-39.8	21-11/26-11	87-705/105-883	26/52	215/243	87-705/105-883	26/52	215/243	87-705/105-883	26/52
2003:	2-10	181/429	380-1486-10	395-185-23-2204-14	775-3690	552-2169-26	394-241-7-3351-26	946-5520	41-685/23-476	18-93/160-524	2-11/12-18	98-40/960-40.8	27-7/28-18	84-768/99-797	25/19	169-284	84-768/99-797	25/19	169-284	84-768/99-797	25/19
2004:	3-8	164/233	386-1302-9	312-164-11-1876-10	698-3178	414-1663-17	374-217-8-2810-18	788-4173	31-600/39-389	23-191/29/393	8-14/8-14	76-44-9/61-40.2	20-13/25-10	56-472/82-650	20/22	172/220	56-472/82-650	20/22	172/220	56-472/82-650	20/22
2005:	6-8	252/290	382-1342-11	368-211-16-2522-19	750-3864	440-2021-18	341-200-12-2476-13	781-4497	27-636/14-277	21-227/24-342	7-11/11-14	61-40-9/61-40.2	17-12/16-7	73-581/85-705	24/21	213/222	73-581/85-705	24/21	213/222	73-581/85-705	24/21
2006:	6-8	199/235	379-190-11	358-191-14-2024-9	735-3034	369-1436-10	358-221-13-2479-14	727-3915	22-524/14-276	21-260/31-364	15-20/13-17	77-43/659-40.0	20-5/24-13	69-570/10-578	15/31	173/192	69-570/10-578	15/31	173/192	69-570/10-578	15/31
2007:	5-7	336/322	320-921-7	511-332-12-3702-28	851-4623	461-1971-19	452-260-15-2810-17	913-4466	53-1162/47-1156	30-279/20-191	21-26/14-18	60-43/675-41.0	26-13/16-9	74-636/89-759	27/31	239/246	74-636/89-759	27/31	239/246	74-636/89-759	27/31
2008:	8-5	476/277	504-2059-33	412-266-8-3172-24	916-5231	411-1704-18	407-228-16-2365-12	818-4069	47-905/64-1236	33-587/22-233	14-16/18-24	50-43/579-42.2	22-11/26-9	53-457/88-679	24/28	287/199	53-457/88-679	24/28	287/199	53-457/88-679	24/28
2009:	8-5	358/315	430-2321-19	484-301-12-2926-26	910-4999	405-1566-16	421-233-12-2620-19	826-4848	53-1320/36-1718	16-245/17-224	22-27/18-23	57-41/570-41.2	15-8/13-7	71-559/74-631	34/13	263/242	71-559/74-631	34/13	263/242	71-559/74-631	34/13
2010:	7-6	367/295	435-1712-20	424-357-12-4000-25	959-5712	481-1712-16	413-233-9-2719-18	894-4431	48-1103/57-1180	22-129/21-137	14-19/15-15	54-39/171-40.6	16-10/12-5	92-682/81-662	33/32	308/222	92-682/81-662	33/32	308/222	92-682/81-662	33/32
2011:	4-8	369/425	331-1134-17	577-387-15-4334-29	908-5583	411-939-30	428-282-11-3587-22	839-5526	57-1199/45-1080	14-79/16-217	10-18/16-21	43-43/545-41.0	15-6/22-5	95-7							

1993

Offense	WR	LT	LG	C	RG	RT	TE	QB	WR	RB	RB
UTEP	Thomas/TE	Stamer	Poumele	El-Mashtoub	Ciasca	Smigiell	Lewis	White	Harris/TE	Carter	Johnson
Pacific	Dice	Tagoai	E. Johnson	El-Mashtoub	Smith	Ciasca	Lewis	White	Dickey	Taylor	Johnson
Illinois	Vaughn	Tagoai	E. Johnson	El-Mashtoub	Smith	Ciasca	Lewis	White	Dickey	Carter	Lt.Lovett
Ore St	Vaughn	Tagoai	Poumele	El-Mashtoub	Smith	Ciasca	Lewis	White	Dickey	Carter	Lt.Lovett
USC	Vaughn	Tagoai	Poumele	El-Mashtoub	Smith	Ciasca	Lewis	White	Dickey	Carter	Johnson
Stan	Taylor	Stamer	Poumele	El-Mashtoub	Smith	Tagoai	Lewis	White	Dickey	Carter	Johnson
WSU	Vaughn	Tagoai	Poumele	Ott	Smith	Smigiell	Lewis	White	Harris/TE	Carter	Johnson
UCLA	Vaughn	Tagoai	Poumele	El-Mashtoub	Smith	Smigiell	Lewis	White	Dickey	Carter	Johnson
Oregon	Vaughn	Tagoai	Poumele	El-Mashtoub	Smith	Smigiell	Lewis	Levy	Harris/TE	Carter	Johnson
Cal	Vaughn	Tagoai	Poumele	El-Mashtoub	Smith	Smigiell	Lewis	Levy	White/WR	Carter	Johnson
ASU	Vaughn	Tagoai	El-Mash	Ott	Smith	Smigiell	Lewis	White	Dickey	Carter	Johnson
Miami-Fiesta	Vaughn	Tagoai	E. Johnson	El-Mashtoub	Smith	Smigiell	Lewis	White	Dickey	Carter	Lt.Lovett

Defense	DE	DT	DT	DE	OLB	ILB	ILB	CB	SS	FS	CB
UTEP	Bruschi	Hoffman	Waldrop	Hopkins	Jarrett	SHarris	Boyer	Scurlock	B. Sanders	Bouie	Phillips
Pacific	Bruschi	Hoffman	Waldrop	Hopkins	Jarrett	SHarris	Boyer	Wright	B. Sanders	Bouie	Phillips
Illinois	Bruschi	Hoffman	Waldrop	Hopkins	Jarrett	SHarris	Boyer	Wright	B. Sanders	Bouie	Phillips
Ore St	Bruschi	Hoffman	Waldrop	Hopkins	Jarrett	SHarris	Boyer	Wright	B. Sanders	Bouie	Phillips
USC	Bruschi	Hoffman	Waldrop	Hopkins	Jarrett	SHarris	Boyer	Wright	B. Sanders	Bouie	Phillips
Stan	Bruschi	Hoffman	Waldrop	Hopkins	Jarrett	SHarris	Boyer	Wray	B. Sanders	Bouie	Phillips
WSU	Bruschi	Hoffman	Waldrop	Hopkins	Jarrett	SHarris	Boyer	Wright	B. Sanders	Bouie	Phillips
UCLA	Bruschi	Hoffman	Waldrop	Hopkins	Jarrett	SHarris	Boyer	Wright	B. Sanders	Bouie	Phillips
Oregon	Bruschi	Hoffman	Waldrop	Hopkins	Jarrett	SHarris	Boyer	Wright	B. Sanders	Bouie	Phillips
Cal	Bruschi	Hoffman	Waldrop	Hopkins	Jarrett	SHarris	Boyer	Wright	B. Sanders	Bouie	Phillips
ASU	Bruschi	Hoffman	Waldrop	Hopkins	Jarrett	SHarris	Boyer	Wright	B. Sanders	Bouie	Phillips
Miami	Bruschi	Hoffman	Waldrop	Hopkins	Jarrett	SHarris	Boyer	Wright	B. Sanders	Bouie	Phillips

1994

Offense	WR	LT	LG	C	RG	RT	TE	QB	WR	RB	FB
Ga Tech	Dice	Stamer	Poumele	El-Mashtoub	Smith	Smigiell	LHarris	White	Lovett	Carter	Patterson
NMSU	Dice	Stamer	Poumele	El-Mashtoub	Smith	Smigiell	LHarris	White	Lovett	Carter	Patterson
Stan	Dice	Stamer	Poumele	El-Mashtoub	Smith	Smigiell	LHarris	White	Lovett	Carter	Patterson
Ore ST	Dice	Stamer	Poumele	El-Mashtoub	Smith	Smigiell	LHarris	White	Lovett	Carter	Patterson
Colo St	Dice	Tagoai	Poumele	Ott	Smith	Smigiell	LHarris	White	Lovett	Carter	Patterson
Wash St	C. Taylor	Tagoai	Poumele	El-Mashtoub	Smith	Smigiell	LHarris	White	Lovett	Carter	Patterson
UCLA	Dice	Tagoai	Poumele	El-Mashtoub	Smith	Smigiell	LHarris	White	Lovett	Carter	Patterson
Oregon	Dice	Stamer	Poumele	El-Mashtoub	Smith	Tagoai	LHarris	White	C. Taylor	Carter	Patterson
Cal	Dice	Stamer	Poumele	El-Mashtoub	Smith	Tagoai	LHarris	White	Lovett	Carter	Myles
USC	Dice	Stamer	Poumele	El-Mashtoub	Smith	Tagoai	LHarris	White	Lovett	Carter	Myles
ASU	Dice	Stamer	Poumele	El-Mashtoub	Smith	Tagoai	LHarris	White	Lovett	Carter	Myles
Utah	Dice	Stamer	Poumele	El-Mashtoub	Smith	Smigiell	LHarris	White	Lovett	Carter	Myles

Defense	DE	DT	DT	DE	OLB	ILB	ILB	CB	SS	FS	CB
Ga Tech	Bruschi	Hoffman	Osborne	AJackson	Demps	SHarris	Gosar	Wray	B. Sanders	Bouie	Wright
NMSU	Bruschi	Hoffman	Osborne	AJackson	Demps	SHarris	Gosar	Scurlock	B. Sanders	Bouie	Wright
Stan	Bruschi	Hoffman	Osborne	AJackson	Demps	SHarris	Camp	Scurlock	B. Sanders	Bouie	Wright
Ore ST	Bruschi	Hoffman	Osborne	AJackson	Lopez	Gosar	Camp	Scurlock	B. Sanders	Bouie	Wright
Colo St	Bruschi	Salave'a	Osborne	AJackson	Lopez	SHarris	Camp	Scurlock	B. Sanders	Bouie	Wright
Wash St	Bruschi	Hoffman	Osborne	AJackson	Lopez	SHarris	Camp	Scurlock	B. Sanders	Bouie	Malveaux
UCLA	Bruschi	Hoffman	Osborne	AJackson	Lopez	SHarris	Camp	Wray	B. Sanders	Bouie	Malveaux
Oregon	Sprotte	Salave'a	Osborne	AJackson	Lopez	SHarris	Camp	Wray	B. Sanders	Bouie	Malveaux
Cal	Bruschi	Hoffman	Osborne	AJackson	Lopez	SHarris	Camp	Scurlock	B. Sanders	Bouie	Malveaux
USC	Bruschi	Hoffman	Osborne	AJackson	Lopez	SHarris	Camp	Scurlock	B. Sanders	Bouie	Malveaux
ASU	Bruschi	Salave'a	Osborne	AJackson	Lopez	SHarris	Camp	Scurlock	B. Sanders	Bouie	Wright
Utah	Bruschi	Salave'a	Osborne	AJackson	Lopez	SHarris	Camp	Scurlock	B. Sanders	Bouie	Wright

1995

Offense	WR	LT	LG	C	RG	RT	TE	QB	TB	FB	WR
Pacific	Dice	McCutcheon	Middleton	Ott	Hand	Walker	Metzler	White	G. Taylor	Myles	R. Williams
Ga Tech	Dice	McCutcheon	Middleton	Ott	Usu	Walker	Metzler	White	G. Taylor	Myles	R. Williams
Illinois	Dice	McCutcheon	Middleton	Ott	Watson	Walker	Metzler	White	G. Taylor	Myles	R. Williams
USC	Dice	McCutcheon	Watson	Ott	Usu	Walker	Metzler	White	G. Taylor	Myles	R. Williams
Cal	Dice	McCutcheon	Watson	Ott	Usu	Walker	Metzler	White	G. Taylor	Myles	R. Williams
UCLA	Holmes	Ott	Watson	Wyatt	Usu	Walker	Metzler	White	G. Taylor	Myles	R. Williams
Wash	C. Taylor	Ott	Middleton	Wyatt	Watson	Walker	Metzler	Batten	G. Taylor	Myles	R. Williams
WSU	C. Taylor	Ott	Middleton	Wyatt	Watson	Walker	Metzler	White	G. Taylor	Myles	R. Williams
OSU	C. Taylor	Ott	Middleton	Wyatt	Usu	Walker	Metzler	White	G. Taylor	Hooper	R. Williams
Oregon	C. Taylor	Ott	Middleton	Wyatt	Usu	Walker	Lucky	White	G. Taylor	Myles	R. Williams
ASU	C. Taylor	McCutcheon	Middleton	Wyatt	Ott	Walker	Lucky	White	G. Taylor	Myles	R. Williams

Defense	DE	DT	DT	DE	OLB	ILB	ILB	CB	SS	FS	CB
Pacific	Bruschi	Salave'a	Osborne	Speotte	Demps	Camp	Burnett	Malveaux	B. Sanders	Parnell	Johnson
Ga Tech	Tuinei	Salave'a	Osborne	Speotte	Bruschi	Camp	Burnett	Malveaux	M. Smith	B. Sanders	Johnson
Illinois	Bruschi	Salave'a	Osborne	Speotte	Demps	Camp	Burnett	Malveaux	M. Smith	B. Sanders	Johnson
USC	Bruschi	Salave'a	Osborne	Tuinei	Demps	Camp	Burnett	Malveaux	M. Smith	B. Sanders	Johnson
Cal	Bruschi	Salave'a	Osborne	Speotte	Demps	Camp	Burnett	Malveaux	Rich	Parnell	Johnson
UCLA	Bruschi	Salave'a	Osborne	Greer	Demps	Camp	Burnett	Malveaux	R. Johnson	B. Sanders	Stewart
Wash	Bruschi	Salave'a	Osborne	Tuinei	Demps	Camp	Burnett	Malveaux	R. Johnson	B. Sanders	Stewart
WSU	Bruschi	Salave'a	Osborne	Speotte	Demps	Camp	Burnett	Malveaux	B. Sanders	Parnell	Johnson
OSU	Bruschi	Salave'a	Osborne	Speotte	Demps	Camp	C. Jackson	Malveaux	Burnett	B. Sanders	Johnson
Oregon	Bruschi	Salave'a	Osborne	Tuinei	Demps	Camp	Burnett	Malveaux	B. Sanders	Parnell	Johnson
ASU	Bruschi	Salave'a	Osborne	Tuinei	Demps	Camp	Burnett	Malveaux	B. Sanders	Parnell	Johnson

1996

Offense	WR	LT	LG	C	RG	RT	TE	QB	TB	FB	WR
UTEP	Dice	Walker	Middleton	Wyatt	Watson	Portilla	Lucky	Batten	Taylor	Myles	R. Williams
Iowa	Dice	Middleton	Walker	Wyatt	Watson	Portilla	Lucky	Batten	Taylor	Metzler-TE	Holmes
Illinois	McDaniel	Turley	Walker	Wyatt	Watson	Portilla	Lucky	Smith	Taylor	Sprotte	Williams
Wash	Dice	Middleton	Walker	Wyatt	Scott	Portilla	Lucky	Smith	Taylor	Eafon	Metzler (TE)
WSU	Dice	Middleton	Walker	Wyatt	Scott	Portilla	Lucky	Smith	Taylor	Metzler	McDaniel
USC	Dice	Middleton	Walker	Wyatt	Scott	Portilla	Lucky	Smith	Schmidtk	Metzler	McDaniel
Oregon St	McDaniel	Middleton	Walker	Wyatt	Turley	Portilla	Lucky	Smith	Taylor	Myles	Williams
Cal	McDaniel	Middleton	Walker	Wyatt	Turley	Portilla	Lucky	Smith	Taylor	Myles	Williams
Oregon	McDaniel	Middleton	Walker	Wyatt	Turley	Portilla	Lucky	Smith	Taylor	Myles	Williams
UCLA	McDaniel	Middleton	Walker	Wyatt	Turley	Portilla	Lucky	Smith	Taylor	Metzler-TE	Williams
ASU	McDaniel	Middleton	Walker	Wyatt	Turley	Portilla	Metzler-H	Smith	Taylor	Myles	Williams

Defense	DE	DT	DT	DE	OLB	ILB	ILB	CB	SS	FS	CB
UTEP	Jackson	Greer	Salave'a	Gunn	Williams	Burnett	Sprotte	Malveaux	Smith	Fipp	McAlister
Iowa	Szlauko	Greer	Salave'a	Tuinei	Williams	Burnett	Sprotte	Malveaux	Smith	Fipp	McAlister
Illinois	Tafua	Greer	Salave'a	Tuinei	Williams	Burnett	Szlauko	Malveaux	Smith	Fipp	McAlister
Wash	Gunn	Greer	Salave'a	Tuinei	Williams	Burnett	Sprotte	Malveaux	Smith	Fipp	McAlister
WSU	Jackson	Tafua	Salave'a	Tuinei	Williams	Burnett	Sprotte	Malveaux	Smith	Fipp	McAlister
USC	Szlauko	Tafua	Salave'a	Tuinei	Williams	Burnett	Sprotte	Malveaux	Smith	Fipp	McAlister
Oregon St	Szlauko	Greer	Salave'a	Tuinei	Williams	Burnett	Sprotte	Malveaux	Smith	Fipp	McAlister
Cal	Szlauko	Greer	Salave'a	Tuinei	Williams	Burnett	Sprotte	Malveaux	Smith	Fipp	McAlister
Oregon	Szlauko	Greer	Salave'a	Tuinei	Williams	Burnett	Sprotte	Malveaux	Smith	Fipp	McAlister
UCLA	Szlauko	Tuinei	Salave'a	Jackson	Williams	Burnett	Sprotte	Malveaux	Smith	Fipp	McAlister
ASU	Szlauko	Thompson	Salave'a	Tuinei	Williams	Burnett	Sprotte	Malveaux	Smith	Fipp	McAlister

1997

Offense	WR	LT	LG	C	RG	RT	TE	QB	RB	FB	WR
Oregon	Williams	Mulitalo	Turley	James	Scott	Portilla	Lucky	Smith	Canidate	Eafon	Northcutt
UAB	Williams	Mulitalo	Turley	James	Scott	Portilla	Lucky	Smith	Schmidtk	Myles	Northcutt
Ohio State	Williams	Mulitalo	Turley	James	Scott	Portilla	Brennan - WR	Smith	Canidate	Nadeau-WR	Northcutt
UCLA	Williams	Mulitalo	Turley	James	Scott	Portilla	Lucky	Smith	Canidate	Eafon	Northcutt
SDSU	Williams	Mulitalo	Turley	James	Scott	Portilla	Lucky	Jenkins	Canidate	Eafon	Shields-TE
Stanford	Williams	Mulitalo	Turley	James	Scott	Portilla	Lucky	Jenkins	Canidate	Shields-TE	Northcutt
Wash	Shields-TE	Mulitalo	T.Usu	James	Scott	Portilla	Lucky	Jenkins	Eafon	Hinton	Northcutt
WSU	Williams	Mulitalo	T.Usu	James	Scott	Portilla	Lucky	Jenkins	Eafon	Myles-H-B	Northcutt
Oregon ST	Williams	Mulitalo	T.Usu	James	Scott	Portilla	Lucky	Jenkins	Eafon	Brennan-WR	Northcutt
Cal	Williams	Mulitalo	T.Usu	James	Scott	Portilla	Lucky	Jenkins	Eafon	Myles	Northcutt
ASU	Williams	Mulitalo	Turley	James	Scott	Portilla	Lucky	Jenkins	Eafon	Canidate	Northcutt
UNM	Williams	Mulitalo	Turley	James	Scott	Portilla	Lucky	Batten	Eafon	Brennan-WR	Northcutt

Defense	DE	DT	DT	DE	OLB	ILB	ILB	CB	SS	FS	CB
Oregon	Szlauko	Greer	Salave'a	Sprotte	Polk	Burnett	Bell	Malveaux	Johnson	Fipp	McAlister
UAB	Szlauko	Doungerakis	Salave'a	Sprotte	Polk	Burnett	Bell	Malveaux	Johnson	Fipp	McAlister
Ohio State	Szlauko	Greer	Salave'a	Sprotte	Polk	Burnett	Bell	Malveaux	Johnson	Fipp	McAlister
UCLA	Tafuya	Greer	Salave'a	Polk	Sprotte	Burnett	Bell	Malveaux	Johnson	McAlister	Hunter
SDSU	Sprotte	Greer	Salave'a	Tafuya	Polk	Burnett	Bell	Malveaux	Johnson	Fipp	Hunter
Stanford	Szlauko	Greer	Salave'a	Sprotte	Polk	Burnett	Bell	Malveaux	Johnson	Fipp	McAlister
Wash	Szlauko	Greer	Salave'a	Sprotte	Polk	Burnett	Bell	Malveaux	Johnson	Fipp	McAlister
WSU	Haroon	Greer	Salave'a	Sprotte	Polk	Burnett	McA - ROV	Malveaux	Johnson	Fipp	Hunter
Oregon ST	S. Glover	Greer	Salave'a	Tafuya	Polk	Burnett	Bell	Malveaux	Johnson	Fipp	McAlister
Cal	Tafuya	Greer	Salave'a	Sprotte	Polk	Burnett	Bell	Malveaux	Johnson	Fipp	McAlister
ASU	Tafuya	Greer	Salave'a	Sprotte	Polk	Burnett	Bell	Malveaux	Johnson	Fipp	McAlister
UNM	Szlauko	Greer	Salave'a	Sprotte	Polk	Burnett	Bell	Malveaux	Johnson	Fipp	McAlister

1998

Offense	WR	LT	LG	C	RG	RT	TE-1	QB	TB	RB, TW or WR	WR
UH	McDaniel	Mulitalo	Grace	Wiggins	Scott	Savea	Lucky	Jenkins	Eafon	Manumaleuna-TE2	Northcutt
Stanford	McDaniel	Mulitalo	Grace	Wiggins	Scott	Savea	Lucky	Smith	Eafon	Brennan-WR3	Northcutt
Iowa	McDaniel	Mulitalo	Grace	Wiggins	Scott	Savea	Lucky	Smith	Canidate	Manumaleuna-TE2	Northcutt
SDSU	McDaniel	Mulitalo	Grace	Wiggins	Scott	Savea	Lucky	Smith	Canidate	Eafon-RB	Northcutt
Wash	McDaniel	Mulitalo	Grace	Wiggins	Scott	Savea	Lucky	Smith	Canidate	Shields-HB	Northcutt
UCLA	McDaniel	Mulitalo	Grace	Wiggins	Scott	Savea	Lucky	Jenkins	Canidate	Manumaleuna-TE2	Northcutt
Oregon St	McDaniel	Mulitalo	Grace	Wiggins	Scott	Savea	Lucky	Jenkins	Canidate	Shields-HB	Northcutt
NLU	McDaniel	Mulitalo	Grace	Wiggins	Scott	Savea	Lucky	Smith	Canidate	Manumaleuna-TE2	Northcutt
Oregon	McDaniel	Mulitalo	Grace	Wiggins	Scott	Savea	Lucky	Smith	Canidate	Manumaleuna-TE2	Northcutt
WSU	McDaniel	Mulitalo	Grace	Wiggins	Scott	Savea	Lucky	Smith	Canidate	Jenkins-motion QB	Northcutt
Cal	McDaniel	Mulitalo	Grace	Wiggins	Scott	Savea	Lucky	Smith	Eafon	Manumaleuna-TE2	Wendler-RB
ASU	McDaniel	Mulitalo	Grace	Wiggins	Scott	Savea	Lucky	Smith	Canidate	Manumaleuna-TE2	Northcutt
Nebraska	McDaniel	Mulitalo	Grace	Wiggins	Scott	Savea	Lucky	Smith	Canidate	Shields-HB	Northcutt

Defense	DE	DT	DT	DE	OLB	ILB	ILB	CB	SS	FS	CB
UH	Tafuya	Greer	Tilman	Haroon	Polk	Glover	Bell	Hunter	Rich	Jones	McAlister
Stanford	Tafuya	Greer	Fraser	Wnek	Polk	Sprotte	Bell	Hunter	L.Gayles	Jones	McAlister
Iowa	Tafuya	Greer	Fraser	Wnek	Polk	Sprotte	Bell	Hunter	L.Gayles	Jones	McAlister
SDSU	Tafuya	Greer	Thomas	Wnek	Polk	Sprotte	Bell	L.Gayles	Payne	Jones	McAlister
Wash	Tafuya	Greer	Fraser	Wnek	Polk	Sprotte	Bell	L.Gayles	Payne	Jones	Hunter
UCLA	Tafuya	Greer	Fraser	Wnek	Polk	Sprotte	Bell	Hunter	Payne	Brown	McAlister
Oregon ST	Robertson	Greer	Fraser	Wnek	Polk	Sprotte	Bell	Hunter	Payne	Jones	McAlister
NLU	Robertson	Greer	Fraser	Wnek	Polk	Sprotte	Bell	Hunter	Rich	Jones	McAlister
Oregon	Tafuya	Greer	Fraser	Robertson	Polk	Sprotte	Bell	Hunter	Rich	Jones	McAlister
WSU	Tafuya	Greer	Fraser	Wnek	Polk	Sprotte	Bell	Hunter	Payne	Jones	McAlister
Cal	Tafuya	Greer	Fraser	Wnek	Polk	Sprotte	Bell	Hunter	Payne	Jones	McAlister
ASU	Tafuya	Greer	Fraser	Robertson	Polk	Sprotte	Bell	Hunter	Payne	Jones	McAlister
Nebraska	Tafuya	Greer	Fraser	Robertson	Polk	Sprotte	Bell	Hunter	Payne	Jones	McAlister

1999

Offense	WR	LT	LG	C	RG	RT	TE	QB	TB	FB	WR/H-Back
PSU	Northcutt	McFreitas	Grace	Wiggins	McFadden	Savea	Manumale.	Smith	Canidate	Wendler	Wnek(H)
TCU	Northcutt	McFreitas	Grace	Wiggins	McFadden	Savea	Manumale.	Smith	Canidate	Sprotte	Hugo(TE)
M.Tenn	Northcutt	McFreitas	Grace	Wiggins	McFadden	Savea	Manumale.	Jenkins	Canidate	Wendler	Wnek(H)
Stanford	Northcutt	McFreitas	Grace	Wiggins	McFadden	Savea	Manumale.	Jenkins	Canidate	Wendler	Wnek(H)
WSU	Northcutt	McFreitas	Grace	Wiggins	McFadden	Savea	Manumale.	Jenkins	Canidate	Wnek(H)	Wade
USC	Northcutt	McFreitas	Grace	Wiggins	McFadden	Savea	Manumale.	Smith	Canidate	Briggs	Wnek(h)
UTEP	Northcutt	McFreitas	Grace	Wiggins	McFadden	Savea	Manumale.	Smith	Canidate	Wendler	Wade
Oregon	Northcutt	McFreitas	Grace	Wiggins	McFadden	Savea	Manumale.	Jenkins	Canidate	Wnek(H)	Wade
UCLA	Northcutt	McFreitas	Grace	Wiggins	McFadden	Savea	Manumale.	Smith	Canidate	Wnek(H)	Wade
Wash	Leonard	McFreitas	Grace	Wiggins	McFadden	Savea	Manumale.	Smith	Canidate	Wnek(H)	Wade
OSU	Hugo-TE	Usu	Grace	Wiggins	Freitas	Savea	Manumale.	Smith	Canidate	Briggs	Wnek(H)
ASU	Northcutt	Freitas	Grace	Wiggins	McFadden	Savea	Manumale.	Smith	Canidate	Wnek(H)	Wade

Defense	DE	DT	DT	DE	OLB	ILB	ILB	CB	SS	FS	CB
PSU	Robertson	Fraser	Joppru	Tafoya	Polk	Bell	Pierce	Gayles	Sprotte	Jones	Hunter
TCU	Robertson	Fraser	Haroon	Tafoya	Polk	Bell	Sprotte	Gayles	Payne	Worcester	Hunter
M.Tenn	Uku	Lewis	Joppru	Tafoya	Polk	Bell	Sprotte	Banks	Payne	Worcester	Hunter
Stanford	Uku	Fraser	Lewis	Tafoya	Polk	Bell	Sprotte	Banks	Payne	Jones	Hunter
WSU	Uku	Fraser	Haroon	Tafoya	Polk	Bell	Banks-db	Gayles	Payne	Worcester	Hunter
USC	Wnek	Fraser	Tafoya	Haroon	Polk	Bell	Pierce	Gayles	Payne	Worcester	Hunter
UTEP	Robertson	Fraser	Tafoya	Haroon	Polk	Bell	Pierce	Gayles	Payne	Worcester	Hunter
Oregon	Luna	Fraser	Tafoya	Haroon	Polk	Bell	Pierce	Gayles	Payne	Worcester	Hunter
UCLA	Luna	Fraser	Tafoya	Haroon	Polk	Bell	Pierce	Gayles	Payne	Worcester	Hunter
Wash	Luna	Fraser	Tafoya	Haroon	Polk	Bell	Pierce	Gayles	Payne	Jones	Hunter
OSU	Robertson	Fraser	Tafoya	Haroon	Polk	Bell	Pierce	Gayles	Payne	Jones	Hunter
ASU	Luna	Fraser	Tafoya	Haroon	Polk	Bell	Pierce	Gayles	Payne	Jones	Hunter

2000

Offense	WR	LT	LG	C	RG	RT	TE	QB	TB	RB/TE/WR	WR/H-Back
Utah	Leonard	Makoa Freitas	Higg.	Wiggins	Barry	McFadden	Manumaleuna	Jenkins	Croom	Hugo-TE	Wnek-H
Ohio State	Marshall	Makoa Freitas	Grace	Wiggins	Barry	McFadden	Manumaleuna	Jenkins	Croom	Thurman-W	Wade-W
SDSU	Leonard	Makoa Freitas	Higg.	Wiggins	Barry	Mi. Freitas	Manumaleuna	Jenkins	Croom	Marshall-W	Wnek-H
Stanford	Leonard	SafraneK	McF.	Sampay	Barry	Mi. Freitas	Manumaleuna	Jenkins	Croom	Farmer-RB	Wnek-H
USC	Leonard	SafraneK	McF.	Sampay	Barry	Mi. Freitas	Manumaleuna	Jenkins	Farmer	Brennan-W	Wade-W
WSU	Leonard	SafraneK	McF.	Sampay	Barry	Mi. Freitas	Manumaleuna	Jenkins	Farmer	Brennan-W	Wade-W
Oregon	Leonard	SafraneK	McF.	Sampay	Barry	Mi. Freitas	Hugo	Jenkins	Farmer	Wade-WR	Wnek-HB
UCLA	Brennan	SafraneK	McF.	Sampay	Barry	Mi. Freitas	Manumaleuna	Jenkins	Farmer	Hugo-TE	Wade-W
Wash	Brennan	McFadden	Samp.	Wiggins	Barry	Mi. Freitas	Manumaleuna	Jenkins	Mills	Wade-W	Detwiler-H
Oregon State	Leonard	McFadden	Higg.	Wiggins	Barry	Mi. Freitas	Manumaleuna	Jenkins	Mills	Wade-W	Reiford-W
ASU	Brennan	McFadden	Samp.	Wiggins	Safra.	Mi. Freitas	Manumaleuna	Jenkins	Farmer	Hugo-TE	Wade-W

Defense	DE	DT	DT	DE	OLB	LB	LB	CB	SS	FS	CB
Utah	Tafoya	Fraser	Thompson	Haroon	Koch	Briggs	Pierce	Hinton	Nash	Worcester	Jolivet
Ohio State	Tafoya	Fraser	Thomas	Haroon	Koch	Briggs	Pierce	Hinton	Nash	Worcester	Jolivet
SDSU	Tafoya	Fraser	Thomas	Haroon	Koch	Briggs	Pierce	Hinton	Nash	Worcester	Jolivet
Stanford	Tafoya	Fraser	Thomas	Haroon	Koch	Briggs	Pierce	Hinton	Nash	Worcester	Jolivet
USC	Tafoya	Fraser	Thomas	Haroon	Koch	Briggs	Pierce	Hinton	Nash	Worcester	Jolivet
WSU	Tafoya	Fraser	Thomas	Haroon	Koch	Briggs	Pierce	Chatman	Nash	Worcester	Jolivet
Oregon	Tafoya	Fraser	Thomas	Haroon	Koch	Briggs	Pierce	Chatman	Nash	Worcester	Jolivet
UCLA	Tafoya	Fraser	Thomas	Haroon	Koch	Briggs	Pierce	Chatman	Nash	Worcester	Jolivet
Wash	Tafoya	Fraser	Alualu	Luna	Koch	Briggs	Pierce	Chatman	Nash	Worcester	Jolivet
Oregon State	Tafoya	Fraser	Thomas	Luna	Koch	Briggs	Pierce	Banks	Nash	Hardt	Jolivet
ASU	Luna	Fraser	Thomas	Haroon	Koch	Briggs	Pierce	Chatman	Nash	Hardt	Jolivet

2001

Offense	WR	LT	LG	C	RG	RT	TE/WR	QB	HB	FB/TE	WR
SDSU	Wade	Freitas	Sampay	Grace	Barry	SafraneK	Hugo-TE	Johnson	Farmer	Detwiler	Leonard
Idaho	Wade	Freitas	Sampay	Grace	Barry	SafraneK	Hugo-TE	Johnson	Farmer	Lev.-TE	Marshall
UNLV	Wade	Freitas	Sampay	Grace	Barry	SafraneK	Hugo-TE	Johnson	Thur-WR	Fulcher	Leonard
WSU	Wade	Freitas	Sampay	Grace	Barry	SafraneK	Marsh.	Johnson	Farmer	Thur-WR	Leonard
Oregon	Wade	Freitas	Sampay	Grace	Fraser	Phillips	Hugo-TE	Johnson	Farmer	Detwiler	Marshall
Oregon State	Wade	Freitas	Sampay	Grace	Fraser	Phillips	Hugo-TE	Johnson	Farmer	Thur-WR	Leonard
Washington	Wade	Freitas	Grace	Sampay	Fraser	SafraneK	Marsh.	Johnson	Mills	Thur-WR	Leonard
USC	Wade	Freitas	Grace	Sampay	Barry	SafraneK	Flem.-TE	Johnson	Farmer	Detwiler	Thurman
California	Wade	Freitas	Grace	Fraser	Barry	SafraneK	Thur.	Johnson	Farmer	Detwiler	Leonard
Stanford	Wade	Freitas	Grace	Fraser	Barry	Phillips	Thur.	Johnson	Farmer	Detwiler	Leonard
ASU	Wade	Freitas	Grace	Fraser	Barry	Phillips	Lev.-TE	Johnson	Farmer	Detwiler	Leonard

Defense	DE	DT	DT	DE	WLB	ILB	ILB	CB	SS	FS	CB
SDSU	Luna	Fraser	Thompson	Jackson	Siofele	Wells	Briggs	Chatman	Nash	Worcester	Jolivet
Idaho	Luna	Thomas	Thompson	Jackson	Siofele	Wells	Briggs	Chatman	Nash	Worcester	Jolivet
UNLV	Luna	Fraser	Thomas	Jackson	Siofele	Wells	Briggs	Chatman	Nash	Worcester	Jolivet
WSU	Uku	Fraser	Thomas	Jackson	Siofele	Wells	Briggs	Chatman	Nash	Worcester	Jolivet
Oregon	Luna	Thomas	Thompson	Jackson	Siofele	Wells	Briggs	Chatman	Nash	Worcester	Jolivet
Oregon State	Luna	Thomas	Thompson	Jackson	Wells	K. John	Briggs	Chatman	Nash	Worcester	Jolivet
Washington	Luna	Thomas	Thompson	Jackson	Wells	K. John	Briggs	Chatman	Nash	Worcester	Jolivet
USC	Luna	Thomas	Thompson	Jackson	Wells	K. John	Briggs	Banks	Nash	Worcester	Jolivet
California	Luna	Thomas	Thompson	Jackson	Wells	K. John	Ross	Chatman	Nash	Worcester	Jolivet
Stanford	Luna	Thomas	Thompson	Jackson	Wells	K. John	Briggs	Chatman	Nash	Worcester	Jolivet
ASU	Luna	Thomas	Thompson	Jackson	Siofele	Wells	Briggs	Chatman	Nash	Worcester	Jolivet

2002

Offense	WR	LT	LG	C	RG	RT	QB	TE/WR	HB/WR	FB/WR/TE	WR
NAU	Wade	C. Johnson	Higgin	Sampay	Parada	Phillips	J. Johnson	Hugo	Farmer	Willrodt	Thurman
Utah	Wade	C. Johnson	Freitas	Fraser	Sampay	Phillips	J. Johnson	Hugo	Farmer	Willrodt	Thurman
Wisconsin	Wade	C. Johnson	Freitas	Fraser	Lefotu	Phillips	J. Johnson	Hugo	Farmer	Willrodt	Relford
North Texas	Wade	C. Johnson	Freitas	Fraser	Lefotu	Phillips	J. Johnson	Relford	Valentine	Williams	Thurman
Oregon	Wade	C. Johnson	Freitas	Fraser	Lefotu	Phillips	J. Johnson	Hugo	M. Bell	Jones	Thurman
Washington	Wade	Freitas	Higgin	Fraser	Sampay	Phillips	J. Johnson	Hugo	M. Bell	Jones	Thurman
Stanford	Wade	C. Johnson	Freitas	Fraser	Sampay	Phillips	J. Johnson	Hugo	Carr	Williams	Relford
WSU	Wade	Freitas	Lefotu	Fraser	Sampay	C. Johnson	J. Johnson	Hugo	M. Bell	Fleming	Thurman
OSU	Wade	Freitas	Sampay	Fraser	Lefotu	C. Johnson	J. Johnson	Williams	Carr	G. Harris	Thurman
UCLA	Wade	Freitas	Sampay	Fraser	Lefotu	T. Bell	J. Johnson	Hugo	Scott	Williams	Thurman
California	Wade	Freitas	Sampay	Fraser	T. Bell	Phillips	J. Johnson	Relford	M. Bell	Harris	Thurman
ASU	Wade	Freitas	Sampay	Fraser	Lefotu	Phillips	J. Johnson	Hugo	M. Bell	Harris	Thurman

Defense	DE	DT	DT/DE	DE/NB	WLB	MLB	RLB/NB	CB	SS	CB	FS
NAU	Avegalio	Williams	Thompson	Siofele	Molina	Briggs	Wells	Brooks	Hardt	Jolivet	Worcester
Utah	Avegalio	Feula	Thompson	Siofele	Molina	Briggs	Love	Brooks	Hardt	Jolivet	Worcester
Wisconsin	Avegalio	Brittain	Thompson	Siofele	Molina	Briggs	Wells	Brooks	Wingate	Hinton	Worcester
North Texas	Avegalio	Brittain	Feula	Siofele	Molina	Briggs	Wells	Brooks	Hardt	Love	Worcester
Oregon	Avegalio	Williams	Thompson	Siofele	Larsen	Howard	Wells	Hinton	Hardt	Love	Worcester
Washington	Avegalio	Williams	Thompson	Siofele	K. Johnson	Briggs	Wells	Hinton	Hardt	Love	Worcester
Stanford	Avegalio	Williams	Thompson	Siofele	Larsen	Briggs	Wells	Brooks	Hardt	Love	Means
WSU	Bryan	Williams	Thompson	Siofele	Larsen	Briggs	Wells	Brooks	Hardt	Hinton	Means
OSU	Avegalio	Williams	Thompson	Siofele	Larsen	Briggs	Wells	Brooks	Hardt	Hinton	Means
UCLA	Avegalio	Williams	Thompson	Siofele	Larsen	Briggs	Wells	Brooks	Hardt	Hinton	Worcester
California	Bryan	Williams	Siofele	Love	Larsen	Briggs	Wells	Brooks	Hardt	Hinton	Worcester
ASU	Bryan	Williams	Thompson	Love	Larsen	Briggs	Wells	Brooks	Hardt	Hinton	Worcester

2003

Offense	WR	LT	LG	C	RG	RT	QB	TE/WR	HB	FB/WR/TE	WR
UTEP	Relford	C. Johnson	Sampay	Fraser	Lefotu	Phillips	Costa	Fleming	Bell	McRae TE	Early
LSU	Relford	C. Johnson	Sampay	Fraser	Lefotu	Phillips	Costa	Fleming	Bell	McRae TE	Early
Oregon	Relford	C. Johnson	Sampay	Fraser	Lefotu	Phillips	Costa	Padron	Bell	McRae TE	Early
Purdue	Relford	C. Johnson	Jackson	Fraser	Sampay	Lefotu	O'Hara	Fleming	Bell	McRae TE	Early
TCU	Relford	C. Johnson	Jackson	Fraser	Lefotu	Bell	Heavner	Padron	Carr	Harris FB	Williams
WSU	Relford	C. Johnson	Jackson	Fraser	Lefotu	Bell	Heavner	Fleming	Bell	Harris FB	Early
UCLA	Relford	C. Johnson	Jackson	Fraser	Lefotu	Bell	Heavner	Fleming	Farmer	Harris FB	Early
California	Relford	C. Johnson	Jackson	Fraser	Lefotu	Bell	Heavner	Fleming	Bell	Williams WR	Early
OSU	Jefferson	C. Johnson	Sampay	Fraser	Lefotu	Abramo	Heavner	Fleming	Bell	Williams WR	Early
Washington	Jefferson	C. Johnson	Sampay	Fraser	Lefotu	Abramo	Heavner	Fleming	Bell	Williams WR	Early
USC	Jefferson	C. Johnson	Sampay	Fraser	Lefotu	Abramo	Heavner	Step toe	Bell	Williams WR	Early
ASU	Jefferson	C. Johnson	Sampay	Fraser	Lefotu	Abramo	Heavner	Fleming	Bell	Step toe	Williams

Defense	DE	DT	DT	DE	ROV	MLB	WLB	CB	SS	CB	FS
UTEP	Bryan	Williams	Tuitavuki	Molina	Hardt	Siofele	Howard	Love	Means	Brooks	Jolivet
LSU	Bryan	Williams	Tuitavuki	Molina	Hardt	Siofele	Howard	Nunez	Means	Brooks	Jolivet
Oregon	Bryan	Williams	Tuitavuki	Molina	Hardt	Siofele	McKinney	Sherman	Means	Brooks	Jolivet
Purdue	Bryan	Williams	Philipp	Smith	Hardt	Siofele	K. Johnson	Love	Means	Wingate	Jolivet
TCU	Bryan	Williams	Tuitavuki	Smith	Hardt	Siofele	K. Johnson	Love	Means	Wingate	Jolivet
WSU	Bryan	Philipp	Tuitavuki	Smith	Hardt	Siofele	K. Johnson	Love	Means	Brooks	Jolivet
UCLA	Bryan	Williams	Stanford	Molina	Hollingsw	Siofele	K. Johnson	Love	Means	Brooks	Jolivet
California	Bryan	Williams	Philipp	Molina	Hardt	Siofele	K. Johnson	Love	Means	Brooks	Jolivet
OSU	Bryan	Philipp	Tuitavuki	Molina	Hardt	Siofele	K. Johnson	Love	Means	Brooks	Jolivet
Washington	Bryan	Philipp	Tuitavuki	Molina	Hardt	Siofele	Howard	Love	Means	Brooks	Jolivet
USC	Bryan	Philipp	Tuitavuki	Smith	Hardt	Siofele	Howard	Love	Means	Brooks	Jolivet
ASU	Bryan	Philipp	Tuitavuki	Molina	Hardt	Siofele	Howard	Love	Means	Brooks	Jolivet

2004

Offense	WR	WR/TE/FB	TE	LT	LG	C	RG	RT	WR	QB	RB/WR
NAU	A. Johnson	Jefferson WR	Flemming	T. Bell	C. Johnson	Fraser	Lefotu	Graniello	Step toe	Heavner	M. Bell
Utah	A. Johnson	McRae TE	Flemming	C. Johnson	Abramo	Fraser	Lefotu	Graniello	Step toe	Heavner	M. Bell
Wisc.	A. Johnson	McRae TE	Flemming	C. Johnson	Abramo	Fraser	Lefotu	Graniello	Step toe	Heavner	M. Bell
WSU	M. Jefferson	McRae TE	Flemming	C. Johnson	Lefotu	Fraser	Graniello	B. Phillips	Step toe	Heavner	M. Bell
UCLA	R. Williams	Jefferson WR	Flemming	C. Johnson	Abramo	Fraser	Graniello	B. Phillips	Step toe	Heavner	M. Bell
Oregon	A. Johnson	McRae TE	Flemming	C. Johnson	Lefotu	Fraser	Graniello	B. Phillips	Step toe	Heavner	M. Bell
California	A. Johnson	Limon FB	Flemming	C. Johnson	Lefotu	Fraser	Levitre	Graniello	Step toe	Kovalcheck	M. Bell
OSU	A. Johnson	Limon FB	Flemming	C. Johnson	Abramo	Fraser	Lefotu	Graniello	Williams	Kovalcheck	M. Bell
Washington	Early	R. Williams W	Flemming	C. Johnson	Abramo	Fraser	Lefotu	Graniello	Step toe	Kovalcheck	M. Bell
USC	Dennard	Wood TE	Flemming	C. Johnson	Parada	Fraser	Lefotu	Graniello	Step toe	Kovalcheck	M. Bell
ASU	Dennard	McRae TE	Flemming	C. Johnson	Lefotu	Fraser	Parada	Graniello	Step toe	Kovalcheck	M. Bell

Defense	DE	DT	DT	DE	LB	LB	LB/DB	CB	FS	SS	CB
NAU	Smith	Williams	Philipp	Torrey	Howard	S. Jones	Wingate	Cason	Brooks	Means	Frontenot
Utah	Smith	Williams	Philipp	Torrey	Howard	S. Jones	Wingate	Cason	Brooks	Means	Frontenot
Wisc.	Smith	Williams	Philipp	Torrey	Howard	S. Jones	Wingate	Cason	Brooks	Means	Frontenot
WSU	Smith	Williams	Philipp	Torrey	Howard	S. Jones	Wingate	Cason	Brooks	Means	Frontenot
UCLA	Smith	Williams	Philipp	Torrey	K. Johnson	R. Sims	Wingate	Cason	Brooks	Means	Frontenot
Oregon	Smith	Williams	Dotson	Torrey	K. Johnson	R. Sims	Krogstad	Cason	Brooks	Means	Frontenot
California	Smith	Williams	Dotson	Torrey	K. Johnson	R. Sims	Krogstad	Cason	Brooks	Means	Frontenot
OSU	Smith	Williams	Dotson	Torrey	K. Johnson	Howard	Wingate	Cason	Brooks	Means	Frontenot
Washington	Smith	Williams	Dotson	Torrey	K. Johnson	Howard	Krogstad	Cason	Brooks	Means	Frontenot
USC	Smith	Williams	Dotson	Torrey	K. Johnson	Howard	Krogstad	Cason	Wingate	Means	Frontenot
ASU	Smith	Williams	Dotson	Torrey	K. Johnson	Howard	Krogstad	Cason	Brooks	Wingate	Frontenot

2005

Offense	WR	WR/TE/FB	TE	LT	LG	C	RG	RT	WR/TE	QB	RB/WR
Utah	A. Johnson	Harris (FB)	McCall	Graniello	Abramo	Levitre	Lefotu	Tan, Bell	Brittain	Kovalcheck	M. Bell
NAU	Step toe	Harris (FB)	Wood	Lefotu	Abramo	Levitre	Longacre	Tan, Bell	Thomas	Kovalcheck	M. Bell
Purdue	Step toe	Limon (FB)	Wood	Graniello	Abramo	Levitre	Lefotu	Tan, Bell	Thomas	Kovalcheck	M. Bell
Cal	Step toe	Limon (FB)	Wood	Graniello	Hawes	Levitre	Lefotu	Tan, Bell	Dennard	Kovalcheck	M. Bell
USC	Step toe	Harris (FB)	Kilpatrick	Graniello	Hawes	Levitre	Lefotu	Tan, Bell	A. Johnson	Kovalcheck	M. Bell
Stanford	Step toe	Kilpatrick (TE)	Wood	Graniello	Hawes	Levitre	Lefotu	Tan, Bell	A. Johnson	Kovalcheck	M. Bell
Oregon	Step toe	Lopez (FB)	Brittain	Graniello	Abramo	Levitre	Lefotu	Tan, Bell	Dennard	Kovalcheck	Harris
Oregon St.	A. Johnson	Harris (FB)	Brittain	Graniello	Abramo	Levitre	Longacre	Tan, Bell	Tr. Bell	Tuitama	M. Bell
UCLA	A. Johnson	Harris (FB)	Wood	Graniello	Abramo	Levitre	Longacre	Tan, Bell	Thomas	Tuitama	M. Bell
Wash	Step toe	Lopez (FB)	Brittain	Graniello	Abramo	Levitre	Longacre	Tan, Bell	A. Johnson	Tuitama	Harris
ASU	Step toe	A. Johnson (WR)	Wood	Graniello	Abramo	Levitre	Lefotu	Tan, Bell	Thomas	Tuitama	M. Bell

Defense	DE	DT	DT	DE	LB/NB	LB	LB	CB	FS	SS	CB
Utah	M. Smith	Barnett	Dotson	Bryan	Hollingsworth	Krogstad	Jones	Cason	Brooks	Means	Fontenot
NAU	M. Smith	Barnett	Philipp	Turner	Hollingsworth	Krogstad	Jones	Cason	Brooks	Means	Fontenot
Purdue	Shelton	Barnett	Philipp	Turner	Hollingsworth	Larson	McKinney	Cason	Brooks	Means	Fontenot
Cal	Turner	Barnett	Philipp	Bryan	McKinney	Krogstad	Jones	Cason	Brooks	Means	Fontenot
USC	Turner	Barnett	Philipp	Bryan	McKinney	Krogstad	Jones	Cason	Brooks	Means	Fontenot
Stanford	Turner	Barnett	R. Parker	Bryan	McKinney	Larson	Akinniyi	Cason	Brooks	Means	Fontenot
Oregon	Turner	Barnett	R. Parker	Bryan	Hollingsworth	Larson	Palmer	Cason	Brooks	Means	Fontenot
Oregon St.	Turner	Barnett	R. Parker	Bryan	Hollingsworth	Larson	Palmer	Cason	Brooks	M. Johnson	Fontenot
UCLA	Turner	Barnett	Dotson	Bryan	Hollingsworth	Larson	Palmer	Cason	Brooks	M. Johnson	Fontenot
Wash	Turner	Barnett	Dotson	Bryan	Hollingsworth	Larson	Palmer	Cason	Brooks	M. Johnson	Fontenot
ASU	Turner	Barnett	Dotson	Bryan	McKinney	Larson	Palmer	Cason	Brooks	M. Johnson	Fontenot

2006

Offense	WR	WR/TE/FB	TE/WR	LT	LG	C	RG	RT	WR/TE	QB	RB
BYU	Thomas	A. Johnson	Wood	Graniello	Hawes	Kerley	Borg	Britton	Step toe	Tuitama	Henry
LSU	Thomas	Mitchell	Wood	Graniello	Hawes	Kerley	Longacre	Britton	Step toe	Tuitama	Henry
SFA	Thomas	A. Johnson	McCall	Graniello	Hawes	Kerley	Longacre	Britton	Step toe	Austin	Jennings
USC	A. Johnson	Mitchell	Wood	Graniello	Hawes	Kerley	Longacre	Britton	Step toe	Tuitama	Jennings
Wash	Thomas	Mitchell	McCall	Graniello	Hawes	Kerley	Longacre	Britton	Step toe	Tuitama	Jennings
UCLA	Thomas	A. Johnson	McCall	Graniello	Hawes	Kerley	Longacre	Britton	Step toe	Tuitama	Jennings
Stanford	Thomas	A. Johnson	Turner	Graniello	Borg	Kerley	Longacre	Britton	Step toe	Austin	Jennings
OSU	T. Turner	Henry	McCall	Graniello	Borg	Kerley	Longacre	Britton	Step toe	A. Johnson	Jennings
WSU	Thomas	Mitchell	McCall	Graniello	Borg	Kerley	Longacre	Britton	Step toe	Tuitama	Henry
Cal	Thomas	Mitchell	Wood	Graniello	Borg	Kerley	Longacre	Britton	Step toe	Tuitama	Henry
Oregon	Thomas	Mitchell	Wood	Graniello	Hawes	Kerley	Longacre	Britton	Step toe	Tuitama	Henry
ASU	Thomas	Mitchell	Wood	Graniello	Hawes	Kerley	Longacre	Britton	Step toe	Tuitama	Henry

Defense	DE	DT	DT	DE	LB/NB	LB	LB	CB	SS	FS	CB
BYU	J. Turner	Barnett	Dotson	M. Smith	Hollingsworth	Palmer	Larsen	Cason	M. Johnson	Patrick	Fontenot
LSU	J. Turner	Barnett	Dotson	Holmes	Krogstad	Palmer	Larsen	Cason	M. Johnson	Patrick	Fontenot
SFA	J. Turner	Horton	Dotson	Holmes	Hollingsworth	Palmer	Larsen	Cason	M. Johnson	Patrick	Fontenot
USC	J. Turner	M. Smith	Dotson	Holmes	Krogstad	Palmer	Larsen	Cason	M. Johnson	Patrick	Fontenot
Wash	J. Turner	M. Smith	Dotson	Holmes	Hollingsworth	Palmer	Larsen	Cason	M. Johnson	Patrick	Fontenot
UCLA	J. Turner	Barnett	Dotson	Holmes	Krogstad	McCovy	Larsen	Cason	M. Johnson	Patrick	Fontenot
Stanford	J. Turner	Barnett	Dotson	J. Parker	Krogstad	Palmer	Larsen	Cason	M. Johnson	Patrick	Fontenot
OSU	J. Turner	Barnett	Dotson	Holmes	Krogstad	Palmer	Larsen	Cason	M. Johnson	Patrick	Fontenot
WSU	J. Parker	Barnett	Dotson	Holmes	Hollingsworth	Palmer	Larsen	Cason	M. Johnson	Patrick	Fontenot
Cal	J. Parker	Barnett	Dotson	Holmes	Hollingsworth	Palmer	Larsen	Cason	M. Johnson	C. Hall	Fontenot
Oregon	J. Turner	Barnett	Philipp	J. Parker	Hollingsworth	Palmer	Larsen	Cason	Klyce	Patrick	Fontenot
ASU	J. Parker	Barnett	Philipp	Holmes	Hollingsworth	Palmer	Larsen	Cason	Klyce	Patrick	Fontenot

2007

Offense	WR	WR	TE/WR	LT	LG	C	RG	RT	HB/SHB	QB	RB
BYU	Thomas	T. Turner	Gronkowski	Graniello	Borg	Kerley	Longacre	Britton	Mitchell	Tuitama	Jennings
NAU	Thomas	T. Turner	A. Johnson	Graniello	Baxter	Kerley	Longacre	Britton	Dean	Tuitama	Jennings
UNM	Thomas	T. Turner	A. Johnson	Graniello	Baxter	Kerley	Longacre	Britton	Dean	Tuitama	Jennings
Cal	Thomas	T. Turner	A. Johnson	Graniello	Baxter	Kerley	Longacre	Britton	Dean	Tuitama	Grigsby
WSU	Thomas	T. Turner	Gronkowski	Graniello	Baxter	Kerley	Longacre	Britton	Mitchell	Tuitama	Grigsby
OSU	Thomas	T. Reese	Gronkowski	Graniello	Baxter	Kerley	Longacre	Britton	Dean	Tuitama	Grigsby
USC	Thomas	T. Reese	Gronkowski	Graniello	Baxter	Kerley	Longacre	Britton	Mitchell	Tuitama	Grigsby
Stanford	Thomas	T. Turner	Gronkowski	Graniello	Baxter	Kerley	Longacre	Britton	Mitchell	Tuitama	Grigsby
UW	Thomas	T. Reese	Gronkowski	Graniello	Baxter	Kerley	Longacre	Britton	Mitchell	Tuitama	Grigsby
UCLA	Thomas	T. Reese	Gronkowski	Graniello	Baxter	Kerley	Longacre	Britton	Dean	Tuitama	Grigsby
Oregon	Thomas	T. Turner	Gronkowski	Graniello	Baxter	Kerley	Longacre	Britton	Dean	Tuitama	Jennings
ASU	Thomas	T. Turner	Gronkowski	Graniello	Baxter	Kerley	Longacre	Britton	Dean	Tuitama	Grigsby

Defense	DE	DT	DT	DE	LB/NB	LB	LB	CB	SS	FS	CB
BYU	Parker	Barnett	Dotson	J. Turner	Krogstad	Palmer	Larsen	Cason	Nelson	Patrick	Fontenot
NAU	Holmes	Barnett	Dotson	J. Turner	C. Hall	Palmer	Larsen	Cason	Nelson	Patrick	Fontenot
UNM	Holmes	Barnett	Dotson	J. Turner	C. Hall	Palmer	Larsen	Cason	Nelson	Patrick	Fontenot
Cal	Holmes	Barnett	Dotson	J. Turner	Krogstad	Palmer	Larsen	Cason	Nelson	Patrick	Fontenot
WSU	Holmes	Barnett	Dotson	J. Turner	C. Hall	Palmer	Larsen	Cason	Nelson	Patrick	Fontenot
OSU	Parker	Barnett	Dotson	J. Turner	C. Hall	Palmer	Larsen	Cason	Nelson	Klyce	Fontenot
USC	Holmes	Barnett	Dotson	Parker	Krogstad	Palmer	Larsen	Cason	Nelson	Ness	Fontenot
Stanford	Holmes	Barnett	Dotson	Parker	Krogstad	Palmer	Larsen	Cason	Nelson	Ness	Fontenot
UW	Holmes	Barnett	Dotson	Parker	Krogstad	Palmer	Larsen	Cason	Nelson	Ness	Fontenot
UCLA	Holmes	Mikaele	Dotson	Parker	Krogstad	Palmer	Larsen	Cason	Nelson	Ness	Fontenot
Oregon	Holmes	Barnett	Dotson	Parker	Krogstad	Palmer	Larsen	Cason	Nelson	Ness	Fontenot
ASU	Holmes	Barnett	Dotson	Parker	C. Hall	Palmer	Larsen	Cason	Nelson	Ness	Fontenot

2008

Offense	WR	WR	TE/WR	LT	LG	C	RG	RT	HB/SHB	QB	RB
Idaho	Criner	Dean	T. Turner	Britton	Baxter	Kerley	Longacre	Grant	Thomas	Tuitama	Grigsby
Toledo	Criner	Dean	Simmons	Britton	Baxter	Kerley	Longacre	Grant	Thomas	Tuitama	Grigsby
UNM	Thomas	T. Turner	Simmons	Britton	Baxter	Kerley	Longacre	Grant	C. Gronk	Tuitama	Grigsby
UCLA	Thomas	T. Turner	R. Gronk	Britton	Baxter	Kerley	Longacre	Grant	C. Gronk	Tuitama	Grigsby
Wash	Dean	T. Turner	R. Gronk	Britton	Diaz	Baxter	Longacre	Grant	Thomas	Tuitama	Grigsby
Stanford	Thomas	T. Turner	R. Gronk	Britton	Diaz	Baxter	Longacre	Tretheway	C. Gronk	Tuitama	Grigsby
Cal	Thomas	T. Turner	R. Gronk	Britton	Diaz	Baxter	Longacre	Tretheway	Dean	Tuitama	Grigsby
USC	Thomas	T. Turner	R. Gronk	Britton	Diaz	Baxter	Longacre	Tretheway	C. Gronk	Tuitama	Grigsby
WSU	Thomas	T. Turner	R. Gronk	Britton	Diaz	Baxter	Longacre	Tretheway	C. Gronk	Tuitama	Grigsby
Oregon	Thomas	T. Turner	R. Gronk	Britton	Diaz	Baxter	Longacre	Tretheway	C. Gronk	Tuitama	Grigsby
Oregon St.	Thomas	T. Turner	R. Gronk	Britton	Diaz	Baxter	Longacre	Tretheway	C. Gronk	Tuitama	Grigsby
Arizona St.	Thomas	T. Turner	R. Gronk	Britton	Diaz	Baxter	Longacre	Tretheway	Dean	Tuitama	Grigsby
BYU	Thomas	T. Turner	R. Gronk	Britton	Diaz	Baxter	Longacre	Tretheway	C. Gronk	Tuitama	Grigsby

Defense	DE	DT	DT	DE	LB/NB	LB	LB	CB	SS	FS	CB
Idaho	B. Reed	Tuipulotu	Mitchell	R. Elmore	McCovy	Palmer	Kelley	Ross	Nelson	Ness	Hundley
Toledo	B. Reed	Tuipulotu	Mitchell	R. Elmore	McCovy	Palmer	Kelley	Ross	Nelson	Ness	Hundley
UNM	B. Reed	Tuipulotu	Mitchell	R. Elmore	Hall (NB)	Palmer	Lewis	Ross	Nelson	Ness	Hundley
UCLA	B. Reed	Tuipulotu	Mitchell	R. Elmore	McCovy	Palmer	Lewis	Ross	Nelson	Ness	Hundley
Wash	B. Reed	Tuipulotu	Mitchell	R. Elmore	McCovy	Palmer	Lewis	Ross	Nelson	Ness	Hundley
Stanford	B. Reed	Tuipulotu	Mitchell	R. Elmore	Hall (NB)	Palmer	Lewis	Wade	Nelson	Ness	Hundley
Cal	B. Reed	Tuipulotu	Mitchell	D. Reed	McCovy	Palmer	Lewis	Ross	Nelson	Ness	Hundley
USC	B. Reed	Horton	Mitchell	D. Reed	McCovy	Palmer	Kelley	Ross	Nelson	Ness	Hundley
WSU	B. Reed	Horton	Mitchell	D. Reed	McCovy	Palmer	Kelley	Ross	Nelson	Ness	Hundley
Oregon	B. Reed	Horton	Mitchell	R. Elmore	Hall (NB)	Palmer	Kelley	Ross	Nelson	Ness	Hundley
Oregon St.	B. Reed	Horton	Mitchell	R. Elmore	McCovy	Palmer	Kelley	Ross	Nelson	Ness	Hundley
Arizona St.	B. Reed	Horton	Mitchell	R. Elmore	Hall (NB)	Palmer	Kelley	Ross	Nelson	Ness	Hundley
BYU	B. Reed	Horton	Mitchell	R. Elmore	McCovy	Palmer	Kelley	Ross	Nelson	Ness	Hundley

2009

Offense	WR	WR	TE/IR	LT	LG	C	RG	RT	HB/WR	QB	RB
C. Michigan	Turner	Criner	Simmons (TE)	Diaz	Amituanai	Baxter	Dotsy	Grant	C. Gronk (HB)	Scott	Grigsby
NAU	Turner	Dean	Simmons (TE)	Diaz	Amituanai	Baxter	Dotsy	Grant	C. Gronk (HB)	Scott	Grigsby
Iowa	Turner	Dean	Simmons (TE)	Diaz	Amituanai	Baxter	H. Hall	Grant	C. Gronk (HB)	Scott	Grigsby
OSU	Turner	Dean	Simmons (TE)	Garcia	Amituanai	Baxter	H. Hall	Grant	C. Gronk (HB)	Foles	Antolin
Wash	Turner	Dean	Simmons (TE)	Diaz	Amituanai	Baxter	H. Hall	Grant	C. Gronk (HB)	Foles	Grigsby
Stanford	Turner	Criner	Douglas (IR)	Garcia	H. Hall	Baxter	Dotsy	Grant	Roberts (WR)	Foles	Grigsby
UCLA	Turner	Criner	Douglas (IR)	Diaz	H. Hall	Baxter	Dotsy	Grant	Dean (WR)	Foles	Grigsby
WSU	Turner	Dean	Douglas (IR)	Diaz	H. Hall	Baxter	Dotsy	Grant	Roberts (WR)	Foles	Antolin
Cal	Turner	Dean	Simmons (TE)	Diaz	H. Hall	Baxter	Dotsy	Grant	C. Gronk (HB)	Foles	Antolin
Oregon	Turner	Dean	Douglas (IR)	Diaz	H. Hall	Baxter	Dotsy	Grant	Roberts (WR)	Foles	Grigsby
ASU	Turner	Dean	Wright (IR)	Diaz	H. Hall	Baxter	Dotsy	Grant	Roberts (WR)	Foles	Nwoko
USC	Criner	Dean	Simmons (TE)	Diaz	Amituanai	Baxter	H. Hall	Grant	C. Gronk (HB)	Foles	Antolin
Nebraska	Criner	Dean	Wright (IR)	Diaz	H. Hall	Baxter	Dotsy	Grant	Roberts (WR)	Foles	Grigsby

Defense	DE	DT	DT	DE	LB	LB	LB/NB	CB	SS	FS	CB
C. Michigan	B. Reed	Mitchell	Horton	Elmore	Kelley	V. Tuihalamaka	Lewis (LB)	Wade	Golden	Nelson	Ross
NAU	B. Reed	Mitchell	Horton	Elmore	Kelley	V. Tuihalamaka	Lewis (LB)	Wade	Golden	Nelson	Ross
Iowa	B. Reed	Mitchell	Horton	Elmore	Kelley	V. Tuihalamaka	Lewis (LB)	Wade	Golden	Nelson	Ross
OSU	D. Horton	Mitchell	Mikaele	Elmore	Kelley	V. Tuihalamaka	C. Hall (NB)	Wade	Golden	Nelson	Ross
Wash	D. Reed	Mikaele	Horton	Elmore	Kelley	V. Tuihalamaka	Lewis (LB)	Wade	Golden	Nelson	Ross
Stanford	D. Horton	Mitchell	Mikaele	Elmore	Kelley	V. Tuihalamaka	Lewis (LB)	Wade	Golden	Nelson	Ross
UCLA	D. Reed	Mitchell	Horton	Elmore	Kelley	V. Tuihalamaka	Lewis (LB)	Wade	Golden	Nelson	Ross
WSU	D. Reed	Mitchell	Horton	Elmore	Kelley	V. Tuihalamaka	Lewis (LB)	Wade	Golden	Nelson	Ross
Cal	D. Reed	Mitchell	Horton	Elmore	Kelley	V. Tuihalamaka	Lewis (LB)	Wade	Golden	Nelson	Ross
Oregon	D. Reed	Mitchell	Horton	Elmore	Kelley	V. Tuihalamaka	C. Hall (NB)	Wade	Golden	Nelson	Ross
ASU	D. Reed	Mitchell	Horton	Elmore	Kelley	V. Tuihalamaka	C. Hall (NB)	Wade	Golden	Nelson	Ross
USC	D. Reed	Mitchell	Horton	Elmore	Kelley	V. Tuihalamaka	Lewis (LB)	Wade	Golden	Nelson	Ross
Nebraska	D. Reed	Mitchell	Horton	Elmore	Kelley	V. Tuihalamaka	Lewis (LB)	Wade	Golden	Nelson	Ross

2010

Offense	WR	WR/TE	TE/IR	LT	LG	C	RG	RT	HB/TE/RB/IR	QB	RB
Toledo	Criner	Douglas	Baucus (TE)	Grant	Amituanai	Baxter	Hayes	Garcia	Simmons (TE)	Foles	Antolin
The Citadel	Criner	Douglas	Wright (IR)	Grant	Amituanai	Baxter	Hayes	Garcia	Roberts (IR)	Foles	Grigsby
Iowa	Criner	Douglas	Simmons (TE)	Grant	Amituanai	Baxter	Dotsy	Garcia	Tutogi (HB)	Foles	Grigsby
California	Miller	Morrison	Baucus (TE)	Grant	Amituanai	Baxter	Dotsy	Garcia	Simmons (HB)	Foles	Grigsby
Oregon St.	Criner	Douglas	Wright (IR)	Grant	Amituanai	Baxter	Hayes	Garcia	Roberts (IR)	Foles	Grigsby
Wash. State	Criner	Douglas	Simmons (TE)	Grant	Amituanai	Baxter	Hayes	Garcia	Tutogi (HB)	Foles	Antolin
Washington	Criner	Douglas	Simmons (TE)	Grant	Amituanai	Baxter	Hayes	Garcia	Tutogi (HB)	Scott	Antolin
UCLA	Criner	Cobb	Simmons (TE)	Grant	Amituanai	Baxter	Hayes	Garcia	Tutogi (HB)	Scott	Antolin
Stanford	Criner	Douglas	Simmons (TE)	Grant	Amituanai	Baxter	Hayes	Garcia	Roberts (IR)	Foles	Antolin
USC	Criner	Douglas	Miller (IR)	Grant	Amituanai	Baxter	Hayes	Garcia	Nwoko (RB)	Foles	Antolin
Oregon	Criner	Baucus (TE)	Simmons (TE)	Grant	Amituanai	Baxter	Hayes	Garcia	Tutogi (HB)	Foles	Antolin
ASU	Criner	Douglas	Miller (IR)	Grant	Amituanai	Baxter	Hayes	Garcia	Roberts (IR)	Foles	Antolin
Okla State	Criner	Douglas	Simmons (TE)	Grant	Amituanai	Quinn	Hayes	Garcia	Roberts (IR)	Foles	Antolin

Defense	DE	DT	DT	DE	LB	LB	LB/NB	CB	SS	FS	CB
Toledo	B. Reed	Mikaele	S. Tuihalamaka	Elmore	Vassallo	Earls	Perkins (NB)	Wade	Wilcox	Hall	Golden
The Citadel	B. Reed	Mikaele	Washington	Elmore	Vassallo	Earls	Fischer (LB)	Wade	Wilcox	Perkins	Golden
Iowa	B. Reed	Mikaele	Washington	Elmore	Vassallo	Earls	Fischer (LB)	Wade	Wilcox	Perkins	Golden
California	B. Reed	Mikaele	Washington	Elmore	Vassallo	Earls	Fischer (LB)	Wade	Wilcox	Perkins	Golden
Oregon St.	B. Reed	Mikaele	Washington	Elmore	Vassallo	Earls	Fischer (LB)	Wade	Young (LB)	Perkins	Golden
Wash. State	B. Reed	Mikaele	Washington	Elmore	Vassallo	Earls	Perkins (NB)	Richardson	Wilcox	Hall	Golden
Washington	B. Reed	Mikaele	S. Tuihalamaka	Elmore	Vassallo	Earls	Perkins (NB)	Wade	Wilcox	Hall	Golden
UCLA	B. Reed	Mikaele	S. Tuihalamaka	Elmore	Vassallo	Earls	Perkins (NB)	Wade	Wilcox	Hall	Golden
Stanford	B. Reed	Mikaele	Washington	Elmore	Vassallo	Earls	Fischer (LB)	Wade	Wilcox	Perkins	Golden
USC	B. Reed	Mikaele	Washington	Elmore	Vassallo	Earls	Fischer (LB)	Richardson	Perkins	Hall	Golden
Oregon	B. Reed	Mikaele	Washington	D. Reed	Vassallo	Earls	Perkins (NB)	Richardson	Hall	Golden	Wade
ASU	B. Reed	Mikaele	Washington	Elmore	Vassallo	Fischer	Perkins (NB)	Wade	Wilcox	Hall	Golden
Okla State	B. Reed	Mikaele	S. Tuihalamaka	Elmore	Vassallo	Earls	Fischer (LB)	Wade	Hall	Perkins	Golden

2011

Offense	WR	IR/TE/RB	LT	LG	C	RG	RT	QB	RB	IR/HB	WR
NAU	Criner	Douglas (IR)	M. Baucus	Putton	Quinn	Zink	Ebbele	Foles	Antolin	Tutogi (HB)	Crump
Oklahoma St.	A. Hill	Douglas (IR)	M. Baucus	Putton	Quinn	Zink	Ebbele	Foles	Antolin	Roberts (IR)	Crump
Stanford	Criner	Douglas (IR)	M. Baucus	Putton	Quinn	Biskin	Ebbele	Foles	Antolin	Tutogi (HB)	Crump
Oregon	Criner	Douglas (IR)	M. Baucus	Putton	Quinn	Biskin	Ebbele	Foles	Antolin	Roberts (IR)	Crump
USC	Criner	Robinson (TE)	M. Baucus	Zink	Quinn	Biskin	Ebbele	Foles	Antolin	Tutogi (HB)	Crump
Oregon St.	Criner	Douglas (IR)	M. Baucus	Lees	Quinn	Biskin	Ebbele	Foles	Antolin	Roberts (IR)	Crump
UCLA	Criner	Jenkins (RB)	M. Baucus	Putton	Quinn	Biskin	Ebbele	Foles	Antolin	Tutogi (HB)	Buckner
Washington	Criner	Douglas (IR)	M. Baucus	Lees	Quinn	Biskin	Ebbele	Foles	Antolin	Roberts (IR)	Crump
Utah	Criner	Robinson (TE)	M. Baucus	Putton	Quinn	Biskin	Ebbele	Foles	Antolin	Roberts (IR)	Crump
Colorado	Criner	Douglas (IR)	M. Baucus	Putton	Quinn	Biskin	Ebbele	Foles	Antolin	Tutogi (HB)	Crump
Arizona St.	Criner	Douglas (IR)	M. Baucus	Putton	Quinn	Biskin	Ebbele	Foles	Antolin	Morrison (IR)	Crump
Louisiana	Criner	Douglas (IR)	M. Baucus	Putton	Quinn	Biskin	Ebbele	Beirne	Antolin	Tutogi (HB)	Crump

Defense	DE	DT	DT	DE	LB	LB	LB/NB	CB	S	S	CB
NAU	Usman	Tuihalamaka	Washington	Parish	Earls	Vassallo	Hankins (L)	Wade	Golden	Flowers	Richardson
Oklahoma St.	Usman	Tuihalamaka	Washington	Parish	Earls	Vassallo	Hankins (L)	Wade	Golden	Flowers	Richardson
Stanford	Washington	Tuihalamaka	Fuimaono	Parish	Earls	Vassallo	Hankins (L)	Wade	Golden	Flowers	Richardson
Oregon	De Rego	Tuihalamaka	Fuimaono	Parish	Earls	Vassallo	Grandon (N)	Wade	Golden	Watley	Richardson
USC	Usman	Tuihalamaka	Ward	Parish	Earls	Vassallo	Hobson (L)	Wade	Golden	Flowers	Richardson
Oregon St.	Usman	Taula	Ward	Parish	Earls	Vassallo	Grandon (N)	Wade	Golden	Hall	Richardson
UCLA	Usman	Tuihalamaka	Washington	Parish	Earls	Vassallo	Bondurant (L)	Wade	Golden	Flowers	Richardson
Washington	Usman	Tuihalamaka	Washington	Parish	Earls	Vassallo	Bondurant (L)	Wade	Golden	Flowers	Johnson
Utah	Pettinato	Tuihalamaka	Washington	Taula	Earls	Vassallo	Bondurant (L)	Wade	Golden	Flowers	Grandon
Colorado	Pettinato	Tuihalamaka	Ward	Taula	Earls	Vassallo	Bondurant (L)	Johnson	Golden	Flowers	Richardson
Arizona St.	Pettinato	Tuihalamaka	Taula	Vassallo	Earls	Bondurant	Grandon (N)	Wade	Golden	Flowers	Richardson
Louisiana	Usman	Fanene	Merrill	Parish	Earls	Vassallo	Bondurant (L)	Wade	Golden	Flowers	Richardson

2012

Offense	WR	Slot	LT	LG	C	RG	RT	QB	RB	FB/RB/TE/SLOT	WR
Toledo	Buckner	Morrison	Baucus	Putton	Quinn	Biskin	Ebbele	Scott	Carey	Tutogi (FB)	Miller
Oklahoma St.	Buckner	Hill	Baucus	Putton	Quinn	Biskin	Ebbele	Scott	Carey	Tutogi (FB)	Miller
S.C. State	Buckner	Hill	Baucus	Putton	Quinn	Biskin	Ebbele	Scott	Carey	Tutogi (FB)	Miller
at Oregon	Buckner	Hill	Baucus	Putton	Quinn	Biskin	Ebbele	Scott	Carey	Jenkins (RB)	Richards
Oregon St.	Buckner	Hill	Baucus	Zink	Quinn	Putton	Ebbele	Scott	Carey	Tutogi (FB)	Richards
Stanford	Buckner	Hill	Baucus	Zink	Bachman	Putton	Ebbele	Scott	Carey	Tutogi (TE)	Miller
Washington	Buckner	Hill	Baucus	Putton	Bachman	Zink	Ebbele	Scott	Carey	Tutogi (FB)	Richards
USC	Buckner	Hill	Baucus	Putton	Bachman	Zink	Ebbele	Scott	Carey	Wharton (Slot)	Richards
UCLA	Buckner	Hill	Baucus	Putton	Bachman	Zink	Ebbele	Scott	Carey	Wharton (Slot)	Richards
Colorado	Buckner	Hill	Baucus	Bundage	Quinn	Zink	Ebbele	Denker	Carey	Wharton (Slot)	Richards
Utah	Buckner	Hill	Baucus	Zink	Quinn	Biskin	Ebbele	Scott	Carey	Wharton (Slot)	Richards
Arizona St.	Buckner	Hill	Baucus	Zink	Quinn	Biskin	Ebbele	Scott	Carey	Tutogi (TE)	Richards
Nevada	Buckner	Hill	Baucus	Putton	Quinn	Biskin	Ebbele	Scott	Carey	Tutogi (FB)	Richards

Defense	End	Nose	Tackle	SLB	MLB	WLB	Spur	Bandit	CB	CB	FS
Toledo	Austin	Hood	Gilbert	Flowers	Fischer	Jackson	Bondurant	Tevis	McKnight	Richardson	Grandon
Oklahoma St.	Austin	Tuihalamaka	Gilbert	Flowers	Fischer	Jackson	Bondurant	Tevis	McKnight	Richardson	Grandon
S.C. State	Austin	Tuihalamaka	Gilbert	Flowers	Fischer	Jackson	Bondurant	Tevis	McKnight	Richardson	Grandon
Oregon	Austin	Tuihalamaka	Gilbert	Flowers	Fischer	Jackson	Bondurant	Tevis	McKnight	Richardson	Grandon
Oregon St.	Austin	Tuihalamaka	Pettinato	Flowers	Fischer	Jackson	Bondurant	Tevis	McKnight	Richardson	Grandon
Stanford	Taula	Tuihalamaka	Pettinato	Flowers	Fischer	Jackson	Bondurant	Onwuasor	McKnight	Richardson	Grandon
Wash.	Washington	Tuihalamaka	Pettinato	Flowers	Fischer	Jackson	Bondurant	Onwuasor	McKnight	Rainey	Grandon
Washington	Washington	Tuihalamaka	Pettinato	Flowers	Fischer	Jackson	Bondurant	Tevis	McKnight	Rainey	Grandon
USC	Pettinato	Tuihalamaka	Gilbert	Flowers	Fischer	Jackson	Bondurant	Tevis	McKnight	Richardson	Grandon
Colorado	Pettinato	Tuihalamaka	Gilbert	Flowers	Fischer	Dozier	Bondurant	Tevis	Rainey	Richardson	Miles
Utah	Pettinato	Tuihalamaka	Gilbert	Flowers	Fischer	Jackson	Bondurant	Tevis	Rainey	Richardson	Miles
Arizona St.	Washington	Hood	Pettinato	Flowers	Fischer	Jackson	Bondurant	Tevis	Rainey	Richardson	Miles
Nevada	Pettinato	Hood	Gilbert	Flowers	Fischer	Jackson	Capers Jr.	Tevis	Rainey	Richardson	Miles

2013

OFFENSE	WR	Slot	LT	LG	C	RG	RT	QB	RB	RB/TE/SLOT	WR
NAU	Miller	Wharton	Baucus	Bundage	Gurrola	Putton	Ebbele	Denker	Jenkins	J. Jackson (SL)	Georges
UNLV	Miller	Grant	Baucus	Bundage	Gurrola	Putton	Ebbele	Denker	Jenkins	J. Jackson (SL)	Georges
UTSA	Grant	J. Jackson	Baucus	Bundage	Gurrola	Putton	Ebbele	Denker	Jenkins	Carey (RB)	Wharton
Washington	Grant	J. Jackson	Baucus	Bundage	Gurrola	Putton	Maiava	Denker	Carey	Miller (TE)	Phillips
USC	Grant	Phillips	Baucus	Bundage	Gurrola	Maiava	Ebbele	Denker	Carey	Jenkins (RB)	Miller
Utah	Richards	Phillips	Baucus	Bundage	Gurrola	Putton	Ebbele	Denker	Carey	Jenkins (RB)	Miller
Colorado	Richards	Phillips	Baucus	Bundage	Gurrola	Putton	Ebbele	Denker	Carey	Grant (SL)	Miller
California	Richards	Phillips	Baucus	Bundage	Gurrola	Putton	Ebbele	Denker	Carey	Jenkins (RB)	Miller
UCLA	Richards	Phillips	Baucus	Bundage	Gurrola	Putton	Ebbele	Denker	Carey	Grant (SL)	Miller
Wash. St.	Griffey	Phillips	Baucus	Bundage	Gurrola	Putton	Ebbele	Denker	Carey	Grant (SL)	Miller
Oregon	Griffey	Phillips	Baucus	Bundage	Gurrola	Putton	Ebbele	Denker	Carey	Jenkins (RB)	Grant
Arizona St.	Griffey	Phillips	Baucus	Bundage	Gurrola	Putton	Ebbele	Denker	Carey	Miller (TE)	Grant
Boston Coll.	Griffey	Phillips	Baucus	Bundage	Gurrola	Putton	Ebbele	Denker	Carey	Miller (TE)	Wharton

DEFENSE	End	Nose	Tackle	SLB	MLB	WLB	Spur	Bandit	CB	CB	FS
NAU	Tuihalamaka	Hood	Gilbert	Wright	Fischer	Flowers	Bondurant	Tevis	McKnight	Richardson	Grandon
UNLV	Tuihalamaka	Hood	Gilbert	Wright	Fischer	Flowers	Bondurant	Tevis	McKnight	Richardson	Grandon
UTSA	Tuihalamaka	Hood	Gilbert	Wright	Fischer	Flowers	Bondurant	Tevis	McKnight	Richardson	Grandon
Wash.	Tuihalamaka	Hood	Gilbert	Wright	Fischer	Flowers	Bondurant	Tevis	McKnight	Richardson	Grandon
USC	Tuihalamaka	Hood	Gilbert	Wright	Fischer	Flowers	Bondurant	Tevis	McKnight	Richardson	Grandon
Utah	Tuihalamaka	Hood	Gilbert	Wright	Fischer	Flowers	Bondurant	Parks	McKnight	Richardson	Grandon
Colorado	Tuihalamaka	Hood	Gilbert	Wright	Fischer	Flowers	Lopez	Parks	McKnight	Richardson	Grandon
California	Tuihalamaka	Hood	Gilbert	Tevis	Wright	Flowers	Bondurant	Parks	McKnight	Richardson	Grandon
UCLA	Tuihalamaka	Hood	Gilbert	Wright	Fischer	Flowers	Bondurant	Tevis	McKnight	Richardson	Grandon
Wash. St.	Tuihalamaka	Taula	Gilbert	Tevis	Fischer	Flowers	Bondurant	Parks	McKnight	Richardson	Grandon
Oregon	Tuihalamaka	Hood	Gilbert	Wright	Fischer	Flowers	Bondurant	Tevis	McKnight	Richardson	Grandon
Arizona St.	Tuihalamaka	Hood	Gilbert	Wright	Fischer	Flowers	Bondurant	Tevis	McKnight	Richardson	Grandon
B. College	Tuihalamaka	Hood	Gilbert	Wright	Fischer	Flowers	Bondurant	Tevis	McKnight	Richardson	Grandon

2014

Offense	WR	WR/SLOT	LT	LG	C	RG	RT	TE/SLOT	WR	RB	QB
UNLV	C. Jones	Grant	Baucus	Bundage	Gurrola	Alsadek	Ebbele	Neal (SL)	Hill	Jones-Grigsby	Solomon
UTSA	C. Jones	Grant	Baucus	Bundage	Gurrola	Maiava	Ebbele	Phillips (SL)	Hill	Wilson	Solomon
Nevada	C. Jones	Grant	Baucus	Bundage	Gurrola	Maiava	Ebbele	Phillips (SL)	Hill	Wilson	Solomon
California	C. Jones	Neal	Baucus	Bundage	Gurrola	Maiava	Ebbele	Phillips (SL)	Hill	Wilson	Solomon
Oregon	C. Jones	Grant	Baucus	Bundage	Gurrola	Alsadek	Ebbele	Phillips (SL)	Hill	Jones-Grigsby	Solomon
USC	C. Jones	Grant	Baucus	Maiava	Gurrola	Alsadek	Ebbele	Neal (SL)	Hill	Jones-Grigsby	Solomon
WSU	C. Jones	Neal	Baucus	Bundage	Gurrola	Alsadek	Ebbele	Kern (TE)	Hill	Jones-Grigsby	Solomon
UCLA	C. Jones	Grant	Baucus	Bundage	Gurrola	Alsadek	Ebbele	Neal (SL)	Hill	Jones-Grigsby	Solomon
Colorado	C. Jones	Phillips	Baucus	Bundage	Gurrola	Alsadek	Ebbele	Hill (TE)	Grant	Jones-Grigsby	Solomon
Washington	C. Jones	Neal	Baucus	Bundage	Gurrola	Alsadek	Ebbele	Grant (SL)	Hill	Wilson	Solomon
Utah	C. Jones	Neal	Baucus	Bundage	Gurrola	Alsadek	Ebbele	Hill (TE)	Grant	Wilson	Solomon
ASU	C. Jones	Neal	Baucus	Bundage	Gurrola	Alsadek	Ebbele	Hill (TE)	Grant	Wilson	Solomon
Oregon	C. Jones	Neal	Baucus	Bundage	Gurrola	Alsadek	Ebbele	Hill (SL)	Griffey	Wilson	Solomon
Boise S.t.	Griffey	Grant	Baucus	Maiava	C. Wood	Alsadek	Ebbele	Neal (SL)	Hill	Wilson	Solomon

Defense	DE	NG	DT	LB	LB	LB	CB	SPUR	BANDIT	FS	CB
UNLV	J. Allen	Worthy	Pettinato	Matthews	Wright	Ippolito	McKnight	Parks	Tevis	Grandon	McCall Jr.
UTSA	Gilbert	Worthy	Pettinato	Matthews	Wright	Ippolito	McKnight	Parks	Tevis	Grandon	McCall Jr.
Nevada	Gilbert	Zellers	Pettinato	Matthews	Wright	Turituri	McKnight	Parks	Tevis	Grandon	McCall Jr.
California	Gilbert	Worthy	Pettinato	Bondurant	Wright	Turituri	McKnight	Parks	Tevis	Grandon	McCall Jr.
Oregon	Gilbert	Zellers	Pettinato	Bondurant	Wright	Ippolito	McKnight	Parks	Tevis	Grandon	McCall Jr.
USC	Gilbert	Zellers	Pettinato	Matthews	Wright	Ippolito	McKnight	Parks	Tevis	Grandon	McCall Jr.
WSU	Turituri	Gilbert	Pettinato	Bondurant	Wright	Tevis	McKnight	Parks	Allah	Grandon	McCall Jr.
UCLA	Gilbert	Zellers	Pettinato	Tevis	Wright	Ippolito	McKnight	Parks	Allah	Grandon	Denson
Colorado	Gilbert	Zellers	Pettinato	Matthews	Wright	Ippolito	McKnight	Parks	Tevis	Grandon	Denson
Washington	Gilbert	Fuimaono	Pettinato	Matthews	Wright	Turituri	McKnight	Parks	Tevis	Grandon	McCall Jr.
Utah	Gilbert	Fuimaono	Pettinato	Bondurant	Wright	Turituri	McKnight	Parks	Tevis	Grandon	McCall Jr.
ASU	Gilbert	Fuimaono	Pettinato	Bondurant	Wright	Turituri	McKnight	Parks	Tevis	Grandon	McCall Jr.
Oregon	Gilbert	Fuimaono	Pettinato	Bondurant	Wright	Turituri	McKnight	Parks	Tevis	Grandon	McCall Jr.
Boise St.	Gilbert	Zellers	Pettinato	Bondurant	Wright	Turituri	McKnight	Parks	Tevis	Grandon	McCall Jr.

2015

Offense	WR	WR/SLOT	LT	LG	C	RG	RT	TE/SLOT	WR	RB	QB
UTSA	Richards	Jackson	Friekh	Hemmila	Bundage	Alsadek	Maiava	Phillips	Jones	Wilson	Solomon
Nevada	Richards	Jackson	Tagalao	Hemmila	Bundage	Alsadek	Maiava	Phillips	Jones	Wilson	Solomon
NAU	Richards	Grant	Tagalao	Hemmila	Bundage	Alsadek	Maiava	Phillips	Jones	Wilson	Solomon
UCLA	Richards	Grant	Tagalao	Hemmila	Bundage	Alsadek	Maiava	Phillips	Jones	Wilson	Solomon
Stanford	Richards	Grant	Tagalao	Hemmila	Bundage	Alsadek	Maiava	Phillips	Jones	Wilson	Randall
Oregon St.	Richards	Grant	Friekh	Tagalao	Bundage	Alsadek	Maiava	Phillips	Jones	Wilson	Solomon
Colorado	Richards	Grant	Friekh	Tagalao	Bundage	Alsadek	Maiava	Phillips	Jones	Baker	Solomon
Wash. St.	Richards	Grant	Friekh	Tagalao	Bundage	Alsadek	Maiava	Phillips	Jones	Wilson	Solomon
Washington	Richards	Grant	Friekh	Tagalao	Bundage	Alsadek	Maiava	Phillips	Jones	Baker	Solomon
USC	Richards	Grant	Friekh	Hemmila	Bundage	de Beer	Maiava	Phillips	Jones	Baker	Solomon
Utah	Richards	Phillips	Friekh	de Beer	Bundage	Alsadek	Maiava	Kern (TE)	Jones	Wilson	Solomon
ASU	Richards	Phillips	Friekh	de Beer	Bundage	Alsadek	Maiava	Kern (TE)	Jones	Wilson	Randall
New Mexico	Richards	Grant	Friekh	de Beer	Bundage	Alsadek	Maiava	Phillips	Jones	Baker	Solomon

Defense	DE	NT	DT	LB	LB	LB	CB	SPUR	BAND	FS	CB
UTSA	Gilbert	Fuimaono	Bruno	Turituri	Wright	Miller	Morrison	Parks	Lopez	Allah	Neal
Nevada	Gilbert	Fuimaono	Bruno	Turituri	Gregory	Matthews	Morrison	Parks	Jones	Allah	Neal
NAU	Gilbert	Fuimaono	Worthy	Turituri	Tyler	Matthews	Denson	Parks	Jones	Allah	Neal
UCLA	Gilbert	Fuimaono	Bruno	Turituri	Wright	Matthews	Denson	Parks	Jones	Allah	Neal
Stanford	Gilbert	Fuimaono	Bruno	Morgan	Jackson	Matthews	Denson	Parks	Jones	Allah	Neal
Oregon St.	Gilbert	Fuimaono	Bruno	Miller	Matthews	Magloire	Denson	Parks	Jones	Allah	McCall
Colorado	Gilbert	Fuimaono	Bruno	Miller	Matthews	Magloire	Denson	Parks	Jones	Allah	Whittaker
Wash. St.	Banda	Bruno	Gilbert	Miller	Magloire	Parks	Neal	Allah	Mashack	Flannigan-Fowles	Whittaker
Washington	Gilbert	Fuimaono	Bruno	Magloire	Jackson	Miller	Whittaker	Parks	Jones	Allah	Neal
USC	Gilbert	Fuimaono	Bruno	Magloire	Matthews	Miller	McCall	Parks	Jones	Allah	Neal
Utah	Gilbert	Fuimaono	Bruno	Magloire	Matthews	Miller	McCall	Parks	Jones	Allah	Neal
ASU	Gilbert	Fuimaono	Bruno	Magloire	Jackson	Miller	McCall	Parks	Jones	Allah	Neal
New Mexico	Gilbert	Fuimaono	Worthy	Magloire	Wright	Miller	McCall	Parks	Jones	Allah	Neal

2016

Offense	WR	WR/TE	LT	LG	C	RG	RT	WR/TE	WR	RB	QB
vs. BYU	Grant	Phillips	Friekh	Tagalao	Eldridge	Alsadek	de Beer	Kern (TE)	Griffey	Wilson	Solomon
Grambling St.	Grant	Brown	Friekh	Tagalao	Eldridge	Alsadek	de Beer	Kern (TE)	Griffey	Wilson	Dawkins
Hawai i	Grant	Phillips	Friekh	Boettcher	Eldridge	Alsadek	Creason	Brown	Griffey	Wilson	Dawkins
Washington	Grant	Phillips	Friekh	Tagalao	Eldridge	Alsadek	de Beer	Brown	Griffey	Taylor	Dawkins
at UCLA	Grant	Phillips	Friekh	Boettcher	Eldridge	Alsadek	de Beer	Brown	Griffey	Wilson	Dawkins
at Utah	Grant	Phillips	Friekh	Boettcher	Eldridge	Alsadek	de Beer	Brown	Griffey	Johnson	Dawkins
USC	Grant	Phillips	Friekh	Boettcher	Eldridge	Alsadek	de Beer	Brown	Griffey	Wilson	Tate
Stanford	Peterson	Phillips	Friekh	Boettcher	Eldridge	Alsadek	de Beer	Brown	Griffey	Grant	Dawkins
at Wash. St.	Denson	Phillips	Friekh	Tagalao	Eldridge	Boettcher	de Beer	Wood (TE)	Griffey	Grant	Dawkins
Colorado	Denson	Phillips	Friekh	Tagalao	Eldridge	Alsadek	Creason	Brown	Griffey	Grant	Dawkins
at Ore St.	Denson	Phillips	Friekh	Tagalao	Eldridge	Boettcher	Creason	Brown	Griffey	Grant	Solomon
ASU	Brown	Phillips	Friekh	Tagalao	Eldridge	Alsadek	Creason	Wood (TE)	Griffey	Grant	Dawkins

Defense	End	Nose	Tackle	SLB	MLB	WLB	Spur	Bandit	CB	CB	FS
vs. BYU	Belknap	Zellers	Fuimaono	Miller	Ippolito	Magloire	Jones	Flannigan	Neal	Cruikshank	McCall
Grambling St.	Belknap	Zellers	Fuimaono	Miller	Ippolito	Magloire	Mariscal	Flannigan	Neal	Cruikshank	McCall
Hawai i	Belknap	Zellers	Fuimaono	Miller	Matthews	Magloire	Cooper	Flannigan	Neal	Cruikshank	McCall
Washington	Belknap	Fuimaono	Banda	Kenny	Ippolito	Magloire	Cooper	Flannigan	Neal	Cruikshank	McCall
at UCLA	Belknap	Fanene	Fuimaono	Kenny	Ippolito	Magloire	Jones	Flannigan	Neal	Cruikshank	Hayes
at Utah	Belknap	Fanene	Fuimaono	Miller	Ippolito	Barton	Jones	Flannigan	Whittaker	Cruikshank	Hayes
USC	Belknap	Fanene	Fuimaono	Miller	Barton	Magloire	Jones	Flannigan	Whittaker	Cruikshank	McCall
Stanford	Belknap	Zellers	Bruno	Miller	Barton	Magloire	Jones	Flannigan	Whittaker	Cruikshank	Hayes
at Wash. St.	Belknap	Zellers	Fuimaono	Jones	Magloire	Miller	Cooper	Flannigan	Whittaker	Cruikshank	Hayes
Colorado	Belknap	Zellers	Fuimaono	Kenny	Barton	Magloire	Jones	Flannigan	Whittaker	Cruikshank	Hayes
at Oregon St.	Belknap	Zellers	Fuimaono	Kenny	Barton	Rutt	Cooper	Flannigan	Whittaker	Cruikshank	Hayes
ASU	Bruno	Fanene	Fuimaono	Miller	Barton	Magloire	Cooper	Flannigan	Whittaker	Cruikshank	Hayes

2017

Offense	WR	WR/SL	LT	LG	C	RG	RT	SL/WR/TE/RB	WR/RB	RB	QB
NAU	Peterson	Brown	Friekh	Boettcher	Eldridge	Alsadek	de Beer	Wood (TE)	Poindexter	Wilson	Dawkins
Houston	Peterson	Brown	Friekh	Boettcher	Eldridge	Alsadek	de Beer	Taylor (RB)	Poindexter	Green	Dawkins
at UTEP	Peterson	Brown	Friekh	Boettcher	Eldridge	Alsadek	de Beer	Ellison (SL)	Poindexter	Wilson	Dawkins
Utah	Peterson	Brown	Friekh	Boettcher	Eldridge	Alsadek	Creason	Ellison (SL)	Poindexter	Wilson	Dawkins
at Colorado	Peterson	Brown	Friekh	Boettcher	Eldridge	Alsadek	Creason	Wood (TE)	Poindexter	Wilson	Dawkins
UCLA	Peterson	Brown	Friekh	Boettcher	Eldridge	Alsadek	Creason	Wolma (TE)	Poindexter	Wilson	Tate
at Cal	Peterson	Brown	Friekh	Boettcher	Eldridge	Alsadek	de Beer	Wood (TE)	Poindexter	Wilson	Tate
Wash. St.	Ellison	Brown	Friekh	Boettcher	Eldridge	Alsadek	de Beer	Wolma (TE)	Poindexter	Green	Tate
at USC	Ellison	Brown	Friekh	Boettcher	Eldridge	Alsadek	de Beer	Wolma (TE)	Poindexter	Taylor	Tate
Oregon St.	Peterson	Ellison	Friekh	Boettcher	Eldridge	Alsadek	de Beer	Wolma (TE)	Poindexter	Wilson	Tate
at Oregon	Poindexter	Brown	Friekh	Boettcher	Eldridge	Alsadek	de Beer	Wolma (TE)	Taylor (RB)	Wilson	Tate
at ASU	Ellison	Brown	Friekh	Boettcher	Eldridge	Alsadek	de Beer	Wolma (TE)	Poindexter	Wilson	Tate
vs. Purdue	Ellison	Brown	Friekh	Boettcher	Eldridge	Alsadek	de Beer	Wolma (TE)	Poindexter	Wilson	Tate

Defense	End	Nose	Tackle	STUD	MIKE	WILL	Spur	Bandit	CB	CB	FS
NAU	Belknap	Boles	Zellers	Wilborn	Rutt	Fields II	Cruikshank	Flannigan	Burns	Whittaker	S. Young
Houston	Belknap	Boles	Zellers	Wilborn	Rutt	Fields II	Cruikshank	Flannigan	Burns	Whittaker	S. Young
at UTEP	Belknap	Boles	Bruno	Wilborn	Rutt	Fields II	Cruikshank	Flannigan	Burns	Whittaker	S. Young
Utah	Belknap	Boles	Bruno	Wilborn	Rutt	Fields II	Cruikshank	Flannigan	Burns	Whittaker	S. Young
at Colorado	Belknap	Boles	Bruno	Wilborn	Schooler	Fields II	Cruikshank	Flannigan	Burns	Whittaker	S. Young
UCLA	Belknap	Boles	Zellers	Wilborn	Schooler	Fields II	Cruikshank	Flannigan	Burns	Whittaker	S. Young
at Cal	Belknap	Boles	Bruno	Wilborn	Schooler	Fields II	Cruikshank	T. Young	Burns	Whittaker	Flannigan
Wash. St.	Belknap	Boles	Bruno	Wilborn	Schooler	Fields II	Cruikshank	Flannigan	Burns	Whittaker	J. Wallace
at USC	Belknap	Boles	Bruno	Wilborn	Schooler	Fields II	Cruikshank	Flannigan	Burns	Whittaker	J. Wallace
Oregon St.	Belknap	Boles	Bruno	Wilborn	Schooler	Fields II	Cruikshank	Flannigan	Burns	Whittaker	J. Wallace
at Oregon	Belknap	Boles	Bruno	Wilborn	Schooler	Fields II	Cruikshank	Flannigan	Burns	Whittaker	S. Young
at ASU	Miller	Connolly	Zellers	Wilborn	Schooler	Fields II	Cruikshank	Flannigan	Burns	Whittaker	S. Young
vs. Purdue	Wood	Boles	Bruno	Wilborn	Schooler	Fields II	Cruikshank	Flannigan	Burns	Whittaker	S. Young

2018

Offense	WR	WR/SL	LT	LG	C	RG	RT	SL/WR/TE/RB	WR/RB	RB	QB
BYU	Peterson	Brown	Laie	Lukusa	McCauley	Cain	Creason	Wolma (TE)	Poindexter	Taylor	Tate
at Houston	Peterson	Brown	Laie	Lukusa	McCauley	Cain	Creason	Ellison (SL)	Poindexter	Taylor	Tate
S. Utah	Peterson	Ellison	Friekh	Creason	McCauley	Cain	Laie	Wolma (TE)	Poindexter	Taylor	Tate
at Oregon St.	Peterson	Brown	Friekh	Creason	McCauley	Cain	Laie	Ellison (SL)	Poindexter	Taylor	Tate
USC	Peterson	Brown	Friekh	Creason	McCauley	Cain	Laie	Ellison (SL)	Poindexter	Taylor	Tate
Cal	Peterson	Brown	Friekh	Creason	McCauley	Cain	Laie	Wolma (TE)	Poindexter	Taylor	Tate
at Utah	Peterson	Brown	Friekh	Creason	McCauley	Cain	Laie	Ellison (SL)	Poindexter	Taylor	Tate
at UCLA	Peterson	D. Cooper	Laie	Eletise	McCauley	Cain	Creason	Ellison (SL)	Poindexter	Taylor	Rodriguez
Oregon	Peterson	Brown	Friekh	Creason	McCauley	Cain	Laie	Ellison (SL)	Poindexter	Taylor	Tate
Colorado	Peterson	Brown	Friekh	Creason	McCauley	Cain	Laie	Wolma (TE)	Poindexter	Taylor	Tate
at WSU	Peterson	Brown	Friekh	Creason	McCauley	Eletise	Laie	Wolma (TE)	Poindexter	Taylor	Tate
ASU	Peterson	Brown	Friekh	Creason	McCauley	Eletise	Laie	Wolma (TE)	Poindexter	Taylor	Tate

Defense	End	Nose	Tackle	STUD	MIKE	WILL	Spur	Bandit	CB	CB	FS
BYU	Belknap	Boles	Johnson	Wilborn	Schooler	Fields II	Cooper	Flannigan-Fowles	Burns	Hough	Hayes
at Houston	Belknap	Boles	Connolly	Wilborn	Schooler	Fields II	Bell	Flannigan-Fowles	Burns	Hough	Hayes
S. Utah	Brown	Maiava	Connolly	Wilborn	Schooler	Fields II	Coleman	Wallace	Burns	Whittaker	S. Young
at Oregon St.	Brown	Maiava	Boles	Wilborn	Schooler	Fields II	Cooper	Wallace	Burns	Hough	S. Young
USC	Johnson	Boles	Connolly	Wilborn	Schooler	Fields II	S. Young	Wallace	Burns	Hough	Flannigan-Fowles
Cal	Johnson	Boles	Connolly	Wilborn	Schooler	Fields II	S. Young	Wallace	Burns	Hough	Flannigan-Fowles
at Utah	Brown	Boles	Johnson	Anderson	Schooler	Fields II	S. Young	Wallace	Burns	Hough	Flannigan-Fowles
at UCLA	Brown	Boles	Johnson	Wilborn	Schooler	Fields II	S. Young	Wallace	C. Young	Barnes	Flannigan-Fowles
Oregon	Brown	Boles	Johnson	Harris	Schooler	Fields II	Cooper	Flannigan-Fowles	Burns	C. Young	S. Young
Colorado	Brown	Boles	Johnson	Harris	Schooler	Fields II	Cooper	Flannigan	Burns	Hearn	S. Young
at WSU	Brown	Boles	Johnson	Harris	Schooler	Fields II	Cooper	Flannigan	Burns	Hearn	S. Young
ASU	Brown	Boles	Johnson	Harris	Schooler	Fields II	Cooper	Ulloa	T. Young	Hearn	Flannigan-Fowles

2019

Offense	WR	WR/SLOT	LT	LG	C	RG	RT	TE/SLOT/RB	WR/RB	RB	QB
at Hawai'i	Peterson	Casteel	Laie	Congel	McCauley	Creason	Burrola	Wolma	Dixon	Taylor	Tate
NAU	Peterson	Casteel	Laie	Congel	McCauley	Creason	Burrola	Z. Williams	Dixon	Taylor	Tate
Texas Tech	Berryhill III	Joiner	Laie	Congel	McCauley	Creason	Burrola	Peterson	Casteel	Taylor	Tate
UCLA	Peterson	Casteel	Laie	Congel	McCauley	Creason	Fears	Wolma	Berryhill III	Brightwell	Gunnell
at Colorado	Curry	Cunningham	Laie	Congel	McCauley	Creason	Fears	Wiley	Casteel	Taylor	Tate
Washington	Berryhill III	Cunningham	Laie	Fears	McCauley	Creason	Burrola	Wolma	Curry	Taylor	Tate
at USC	Peterson	Casteel	Laie	Fears	McCauley	Cain	Burrola	Wolma	Johnson	Taylor	Tate
at Stanford	Peterson	Casteel	Laie	Congel	McCauley	Cain	Burrola	Cunningham	Johnson	Taylor	Tate
Oregon St.	Dixon	Peterson	Laie	Congel	McCauley	Cain	Fears	Wolma	Reid III	Taylor	Tate
at Oregon	Joiner	Peterson	Morgan	Laie	Bailey	Jacobs	Fears	Casteel	Cunningham	Taylor	Gunnell
Utah	Curry	Casteel	Laie	Cain	Congel	Donovan	Jacobs	Joiner	Peterson	Taylor	Gunnell
at ASU	Dixon	Peterson	Morgan	Laie	McCauley	Creason	Fears	Wolma	Brightwell	Taylor	Tate

Defense	End	Nose	End/Tackle	STUD/Tackle	MIKE	WILL	Spur	Bandit	CB	CB	FS
at Hawai'i	Harris	Belknap	Wilborn	Pandy	Schooler	Fields II	Roland-Wallace	C. Young	Whittaker	Burns	Young Jr.
NAU	Harris	Brown	Wilborn	Mason	Schooler	Fields II	Cooper	C. Young	Whittaker	Burns	Young Jr.
Texas Tech	Harris	Connolly	Mason	Pandy	Schooler	Fields II	Whittaker	Young Jr.	Roland-Wallace	Burns	C. Young
UCLA	Belknap	Connolly	Mason	Pandy	Schooler	Fields II	Cooper	C. Young	Whittaker	Burns	Young Jr.
at Colorado	Brown	Connolly	Mason	Pandy	Schooler	Fields II	Cooper	C. Young	Whittaker	Burns	Young Jr.
Washington	Brown	Connolly	Mason	Harris	Schooler	Fields II	Cooper	C. Young	Whittaker	Burns	Young Jr.
at USC	Harris	Connolly	Mason	Pandy	Schooler	Fields II	Cooper	Young Jr.	Roland-Wallace	Burns	Whittaker
at Stanford	Brown	Connolly	Mason	Harris	Schooler	Fields II	Cooper	Young Jr.	Roland-Wallace	Burns	Whittaker
Oregon St.	Brown	Connolly	Mason	Harris	Schooler	Fields II	Cooper	Young Jr.	Roland-Wallace	Burns	Whittaker
at Oregon	Harris	Tapusoa	Mason	Pandy	Schooler	Fields II	Cooper	Young Jr.	Roland-Wallace	Burns	Whittaker
Utah	Mason	Tapusoa	Connolly	Pandy	Schooler	Fields II	Cooper	Young Jr.	Roland-Wallace	Burns	Whittaker
at ASU	Brown	Connolly	Mason	Pandy	Schooler	Fields II	Cooper	Young Jr.	Roland-Wallace	Burns	Whittaker

2020

Offense	WR	WR/SLOT	LT	LG	C	RG	RT	TE/SLOT/RB	WR/RB	RB	QB
USC	Cunningham	Joiner	Morgan	Laie	McCauley	Congel	Fears	Wolma	Curry	Brightwell	Gunnell
at Wash.	Casteel	Joiner	Morgan	Laie	McCauley	Congel	Fears	Wolma	Curry	Brightwell	Gunnell
at UCLA	Wright	Berryhill III	Gardner	Laie	McCauley	Congel	Fears	Wolma	Curry	Brightwell	Gunnell
Colorado	Wright	Casteel	Laie	Donovan	McCauley	Congel	Fears	Wiley	Curry	Brightwell	Plummer
ASU	Casteel	Berryhill III	Laie	Donovan	McCauley	Congel	Fears	Wolma	Curry	Brightwell	Gunnell

Defense	End	Nose	Tackle	SAM	MIKE	WILL	BUCK	CB	S	S	CB
USC	Blackwell	Lopez	Barrs	Freeburg	Henley	Pandy	Harris	Roland-Wallace	Turner	Short	Burns
at Wash.	Blackwell	Lopez	Barrs	Freeburg	Henley	Pandy	Harris	Roland-Wallace	Turner	Short	Burns
at UCLA	Mason	Lopez	Barrs	Freeburg	Henley	Pandy	Harris	Roland-Wallace	Turner	Short	Burns
Colorado	Blackwell	Lopez	Mason	Freeburg	Mourning	Pandy	Johnson	Roland-Wallace	Turner	Short	Burns
ASU	Mason	Lopez	Barrs	Freeburg	Henley	Pandy	Harris	Roland-Wallace	Mays	Short	Burns

2021

Offense	X/TE	Z/TE	TE	LT	LG	C	RG	RT	F/FB	RB	QB
BYU	Cunningham	Curry	Lines	Laie	Donovan	McCauley	Baker	Fears	Markoff	Wiley	Cruz
SDSU	Cunningham	Casteel	Wolma	Morgan	Laie	McCauley	Donovan	Fears	Berryhill III	Wiley	Cruz
NAU	Cunningham	Casteel	Lines	Morgan	Laie	McCauley	Donovan	Fears	Berryhill III	Wiley	Plummer
at Oregon	Cunningham	Casteel	Lines	Morgan	Laie	McCauley	Donovan	Fears	Berryhill III	Anderson	McCloud
UCLA	Wolma	Casteel	Lines	Morgan	Laie	McCauley	Donovan	Fears	Berryhill III	Anderson	McCloud
at Colo.	Wolma	Casteel	Lines	Morgan	Laie	McCauley	Baker	Fears	Berryhill III	Anderson	Cruz
Wash.	Cunningham	Wolma	Lines	Morgan	Laie	McCauley	Baker	Fears	Markoff	John	Plummer
at USC	Cunningham	Curry	Lines	Morgan	Laie	McCauley	Baker	Fears	Markoff	John	Plummer
Cal	Singer	Simpson	Lines	Morgan	Baker	McCauley	Donovan	Fears	Berryhill III	Rocker Jr.	Plummer
Utah	Cunningham	Curry	Lines	Morgan	Laie	McCauley	Donovan	Fears	Markoff	Wiley	Plummer
at WSU	Berryhill III (F)	Wolma	Lines	Morgan	Hand	McCauley	Baker	Fears	Markoff	John	Plummer
at ASU	Joiner	Simpson	Lines	Morgan	Laie	McCauley	Baker	Fears	Berryhill III	Wiley	Plummer

Defense	Anchor	DT	Nose	End	Sam/Rover	Mike	Will	Viper	CB	CB	S
BYU	Brown	Mason	Barrs	Harris	Turner	Hayward	Pandy	C. Young	Roland-Wallace	Rutherford	J. Young
SDSU	Brown	Mason	Barrs	Harris	Turner	Hayward	Pandy	C. Young	Roland-Wallace	Rutherford	Maldonado
NAU	Diallo	Shand	Barrs	Harris	Turner	Hayward	Pandy	C. Young	Roland-Wallace	Rutherford	Maldonado
at Oregon	Brown	Mason	Barrs	Harris	Maldonado	Hayward	Pandy	C. Young	Roland-Wallace	Rutherford	J. Young
UCLA	Diallo	Mason	Hebert (SAM)	Harris	Turner	Hayward	Pandy	C. Young	Roland-Wallace	Stukes	Maldonado
at Colo.	Hebert (SAM)	Mason	Barrs	Harris	Turner	Roberts	Pandy	C. Young	Roland-Wallace	Rutherford	Maldonado
Wash.	Diallo	Mason	Tatum III	Harris	Turner	Roberts	Pandy	C. Young	Roland-Wallace	Rutherford	J. Young
at USC	Diallo	Mason	Tatum III	Harris	Turner	Roberts	Pandy	C. Young	Roland-Wallace	Rutherford	J. Young
Cal	Shand	Mason	Hebert (SAM)	Harris	Turner	Roberts	Pandy	C. Young	Roland-Wallace	Stukes	J. Young
Utah	Diallo	Mason	Barrs	Harris	Turner	Roberts	Pandy	C. Young	Roland-Wallace	Stukes	J. Young
at WSU	Diallo	Mason	Barrs	Harris	Turner	Roberts	Pandy	C. Young	Roland-Wallace	Stukes	J. Young
at ASU	Shand	Mason	Hebert (SAM)	Harris	Turner	Reed	Pandy	C. Young	Roland-Wallace	Stukes	Maldonado

2022

Offense	X	F	LT	LG	C	RG	RT	QB	RB	TE	Z
at SDSU	Jones	Cowing	Morgan	Donovan	Baker	Savaiinaea	Fears	de Laura	Wiley	Lines	Singer
Miss. State	McMillan	Cowing	Morgan	Donovan	Baker	Savaiinaea	Fears	de Laura	Wiley	Lines	Singer
NDSU	McLachlan (TE)	Cowing	Morgan	Donovan	Baker	Savaiinaea	Fears	de Laura	Wiley	Lines	Singer
at CAL	McLachlan (TE)	Simpson	Morgan	Donovan	Baker	Savaiinaea	Fears	de Laura	Wiley	Lines	Singer
Colo.	McMillan	Cowing	Morgan	Donovan	Baker	Savaiinaea	Fears	de Laura	Wiley	McLachlan	Burnett (TE)
Ore.	McMillan	Cowing	Morgan	Donovan	Baker	Savaiinaea	Fears	de Laura	Wiley	Burnett	Singer
at Wash.	McMillan	Cowing	Morgan	Donovan	Baker	Savaiinaea	Fears	de Laura	Coleman	McLachlan	Singer
USC	McMillan	Cowing	Morgan	Langi	Baker	Savaiinaea	Fears	de Laura	Wiley	Coleman (RB)	Singer
at Utah	McMillan	Cowing	Morgan	Moe	Baker	Savaiinaea	Fears	de Laura	Wiley	McLachlan	Singer
at UCLA	McMillan	Cowing	Morgan	Moe	Baker	Savaiinaea	Fears	de Laura	Coleman	McLachlan	Singer
WSU	McMillan	Cowing	Langi	Moe	Baker	Savaiinaea	Fears	de Laura	Wiley	Simpson (WR)	Singer
ASU	McMillan	Cowing	Langi	Donovan	Baker	Savaiinaea	Fears	de Laura	Wiley	McLachlan	Singer

Defense	KAT	DT	Nose	End	Will	Mike	Star	BC	FC	BS	FS
at SDSU	Echols	Shand	Barrs	Jal. Harris	Cage	Roberts	Maldonado	RoL-Wallace	Rutherford	C. Young	Turner
Miss. State	Echols	Shand	Barrs	Jal. Harris	Cage	Roberts	Maldonado	RoL-Wallace	Rutherford	C. Young	Turner
NDSU	Echols	Shand	Barrs	Jal. Harris	Cage	Roberts	Manu	RoL-Wallace	Stukes	C. Young	Turner
at CAL	Echols	Shand	Barrs	Jal. Harris	Cage	Roberts	Maldonado	RoL-Wallace	Stukes	C. Young	Turner
Colo.	Echols	Shand	Barrs	Jal. Harris	Cage	Roberts	Maldonado	RoL-Wallace	Stukes	C. Young	Taylor
Ore.	Echols	Shand	Barrs	Jal. Harris	Cage	Roberts	Maldonado	RoL-Wallace	Stukes	C. Young	Turner
at Wash.	Echols	Shand	Barrs	Jal. Harris	Manu	Roberts	Warnell Jr.	RoL-Wallace	Prysock	C. Young	Turner
USC	Echols	Uiagalelei	Barrs	Jal. Harris	Manu	Roberts	Maldonado	RoL-Wallace	Prysock	C. Young	Turner
at Utah	Echols	Uiagalelei	Barrs	Jal. Harris	Manu	Roberts	Maldonado	RoL-Wallace	Prysock	C. Young	Turner
at UCLA	Echols	Uiagalelei	Barrs	Jal. Harris	Manu	Roberts	Maldonado	RoL-Wallace	Prysock	C. Young	Turner
WSU	Echols	Uiagalelei	Barrs	Jal. Harris	Manu	Roberts	Maldonado	RoL-Wallace	Stukes	C. Young	Turner
ASU	Echols	Uiagalelei	Barrs	Jal. Harris	Manu	Roberts	Maldonado	RoL-Wallace	Stukes	C. Young	Turner

Arizona Bowl History

Record: 9-11-1

Date	Bowl	Opponent	Result	Location	Attendance
Dec. 27, 2017	Foster Farms Bowl	Purdue	L, 35-38	Santa Clara, Calif.	28,436
Dec. 19, 2015	Gildan New Mexico Bowl	New Mexico	W, 45-37	Albuquerque, N.M.	30,289
Dec. 31, 2014	VIZIO Fiesta Bowl	Boise State	L, 30-38	Glendale, Ariz.	66,896
Dec. 31, 2013	AdvoCare V100 Bowl	Boston College	W, 42-19	Shreveport, La.	36,917
Dec. 15, 2012	Gildan New Mexico Bowl	Nevada	W, 49-48	Albuquerque, N.M.	24,610
Dec. 29, 2010	Valero Alamo Bowl	Okla. State	L, 10-36	San Antonio, Texas	57,593
Dec. 30, 2009	Pacific Life Holiday Bowl	Nebraska	L, 0-33	San Diego, Calif.	64,607
Dec. 20, 2008	Las Vegas Bowl	BYU	W, 31-21	Las Vegas, Nev.	40,047
Dec. 30, 1998	Culligan Holiday Bowl	Nebraska	W, 23-20	San Diego, Calif.	65,354
Dec. 27, 1997	Insight.com Bowl	New Mexico	W, 20-14	Tucson, Ariz.	49,385
Dec. 27, 1994	Freedom Bowl	Utah	L, 13-16	Anaheim, Calif.	27,477
Jan. 1, 1994	IBM OS/2 Fiesta Bowl	Miami	W, 29-0	Tempe, Ariz.	72,260
Dec. 31, 1992	John Hancock Bowl	Baylor	L, 15-20	El Paso, Texas	41,622
Dec. 25, 1990	Aloha Bowl	Syracuse	L, 0-28	Honolulu, Hawaii	32,217
Dec. 31, 1989	Copper Bowl	N. Carolina State	W, 17-10	Tucson, Ariz.	37,237
Dec. 27, 1986	Aloha Bowl	North Carolina	W, 30-21	Honolulu, Hawaii	26,743
Dec. 28, 1985	Sun Bowl	Georgia	T, 13-13	El Paso, Texas	52,203
Dec. 25, 1979	Fiesta Bowl	Pittsburgh	L, 10-16	Tempe, Ariz.	55,347
Dec. 28, 1968	Sun Bowl	Auburn	L, 10-34	El Paso, Texas	32,302
Jan. 1, 1949	Salad Bowl	Drake	L, 13-14	Phoenix, Ariz.	14,000
Dec. 26, 1921	East-West Christmas Classic Bowl	Centre (KY.)	L, 0-38	San Diego, Calif	-

1921 East-West Christmas Classic

Centre (Ky.) 38, Arizona 0
Dec. 26, 1921 // San Diego, Calif.

SAN DIEGO, Calif. - A dominating squad from Centre (Ky.) College splashed to a 38-0 victory over Arizona in front of several thousand rain-soaked fans, spoiling Arizona's first-ever bowl game appearance.

The Praying Colonels held the Cats to zero first downs in the first half, and Arizona was unable to maintain a good drive throughout the game.

Centre's Red Roberts, one of Walter Camp's first All-America ends, scored the first touchdown five minutes into the match. Later, All-American Alvin (Bo) McMillin went over the right tackle for another score. Centre led 18-0 at the half.

The second half was much the same, as Centre dominated every phase. Just as Arizona was mounting a drive late in the third stanza, an interception ended Western hopes, and the Wildcat defense was unable to halt the potent Eastern attack. Centre's Herb Covington scored on a punt return and a sweep to seal the victory.



1949 Salad Bowl

Drake 14, Arizona 13
Jan. 1, 1949 // Phoenix, Ariz.

PHOENIX, Ariz. - Arizona couldn't overcome crucial mistakes, and the Drake Bulldogs triumphed, 14-13, before a crowd of 14,000 in nostalgia-filled Montgomery Stadium.

The fiesty Midwesterners were outgained by coach Miles Casteel's troops, 355 yards to 206, but the Cats had two fumbles and an interception that ended any hope for a victory. Drake built a 14-7 halftime lead on the strength of Frank Metzger's 1-yard run and Floyd Miller's interception of Ed Wolgast for a 20-yard score. The Cats got on the board with a 15-yard Wolgast rollout.

Arizona roared back in the second half, as running back Charlie Hall romped 79 yards with the third quarter kickoff. The Cats failed to score on their first thrust after the thrilling return, but after an exchange of punts, the durable Wolgast tallied his second touchdown.

Drake carried the luck on this afternoon. Arizona's Wrinfred Tackett, one of the Border-Conference's top extra-point kickers, booted the pigskin against the left upright, the ball bounced away from the goal posts, and Drake escaped with a one-point margin.

Wolgast finished the day with 133 yards rushing, eight yards more than Drake's team total.

Score by Quarters

Team	Q1	Q2	Q3	Q4	Final
Drake	7	7	0	0	14
Arizona	0	7	6	0	13

Scoring Plays

Drake-Metzger 1 run (Steere kick)
 Drake- Miller 20 interception ret (Steere kick)
 Ariz- Wolgast 15run (Tackett kick)
 Ariz -Wolgast 6 run (failed PAT)

Individual Statistics

Rushing

Drake: Makertwitz 2—1, Baer 11-36, Stokes 1-1, Rooker 12-38, Handkke 6—35, Tarazeiwch 3-14
 Arizona: Wolgast 22-133, Carillo 7-22, Hall 15-37, Petersen 4-2, Carpenter 6-37, Tackett 1—3, Hodges 2-49

Passing


Drake: Handke 3-4-0 30, Caup 0-2-10
 Arizona: Wolgast 4-15-1 31, Carillo 0-1-0, 0 Penn 0-1-1-0

Receiving:

Drake: Bienemann 2-10, Buting 1-20:
 Arizona: Petersen 1-7, Woodburn 1-9, Ackerman 1-11, Spillsbury 1-4

Punting:

Drake: Handke 9-41.3
 Arizona: Hall 4-40.3



1968 Sun Bowl

Auburn 34, Arizona 10
Dec. 28, 1968 // El Paso, Texas

EL PASO, Texas - Arizona battled Auburn on even terms for one half, but within a period of seven minutes in the second half, the Tigers scored 24 points to crush the Wildcats, 34-10, before 32,302 weather-beaten fans and a national television audience in the 34th annual Sun Bowl.

Auburn had taken the lead, 10-0, on a John Riley 52-yard field goal, tying a Sun Bowl record, and a 65-yard touchdown pass from All-SEC quarterback Loran Carter to Mickey Zofko. But the Cats were fit to be tied as Steve Hurley booted a 37-yarder after both teams exchanged turnovers. Arizona held Auburn on fourth down with under two minutes left in the half, and Arizona's Bruce Lee went to work. Two first-down pass completions set up a 12-yard toss to Hal Arnason in the end zone, tying the score 10-10 at the half.

In the third quarter, Auburn took the lead and didn't look back as Tommy Taylor scampered nine yards to put the Tigers up 17-10. Then Buddy McClinton intercepted Lee for the third time in the game and raced 32 yards to score. Auburn's next possession produced a dazzling Carter to Tim Christian 42-yard touchdown pass. Riley then kicked a 41-yard field goal to secure the victory with 11:14 left.

Auburn's Buddy McClinton was voted MVP of the game, and All-America tackle Dave Campbell was honored as the outstanding lineman.



Score by Quarters

Team	Q1	Q2	Q3	Q4	Final
Auburn	10	0	14	10	34
Arizona	0	10	0	0	10

Scoring Plays

Auburn- FG Riley 52
 Auburn- Zofko 65 pass from Carter (Riley kick)
 Arizona- FG Hurley 37
 Arizona-Amason 12 pass from Lee (Hurley kick)
 Auburn-Raylor 9 run (Riley kick)
 Auburn-McClinron 32 interception ret (Riley kick)
 Auburn-Christian 42 pass from Carter (Riley kick)
 Auburn- FG Riley 41

Category	ARIZ	AUB
Score	10	34
FIRST DOWNS	16	12
RUSHES-YARDS (NET)	45-70	54-147
PASSING YDS (NET)	164	156
Passes Att-Comp-Int	44-13-8	28-7-3
TOTAL OFFENSE PLAYS-YARDS	89-234	82-303
Punt Returns-Yards	0-0	5-35
Kickoff Returns-Yards	3-51	0-0
Interception Returns-Yards	3-6	8-101
Punts (Number-Avg)	11-34.3	7-26.4
Fumbles-Lost	2-1	3-2
Penalties-Yards	4-38	4-36

Individual Statistics

Rushing

Auburn: Currier 11-29, Ellis 3-8, Clark 4-1, Hurston 14-49, Carter 7-14, Zuofko 9-26, Crawford 2-0, Taylor 4-20

Arizona: Fuimaono 18-48, Husted 16-35, Gardin 1-22, Lee 2(-15), Driscoll 8(-20)

Passing

Auburn: Carter 7-28-3 156 2 TD;
 Arizona: Lee 6-24-6 89 1TD, Driscoll 7-20-2 75.

Receiving:

Auburn: Christian 3-62 1TD, Zofko 1-65 1TD, Griffin 1-5, Ellis 1-7, Currier 1-17
 Arizona: Sherwood 2-40, Gardin 5-74, Fuimaono 2-4, Amason 1-12 1TD, Coddington 2-32, Mitchell 1-2

Punting:

Auburn: Frederick 4-29.0, Brisendine 2-31

Individual Statistics

Rushing

Pitt: McMillian 19-81, Marino 8(-23), Jacobs 7-44, Jones 7-25, Hawkins 3-0
 Arizona: Heater 15-37, Oliver 12-35, Krohn 6-26, Hersey 4(-4), Neely 1-6

Passing

Pitt: Marino 15-29-2 171 1TD
 Arizona: Krohn 17-34-3 190, Oliver 1-1-0 46

Receiving:

Pitt: Domborwski 3-61, Still 3-38, Jacobs 3-1, Bowles 2-39, Moore 1-17, Pryor 1-12, Jones 1-6, McMillian 1(-2)
 Arizona: Homes 7-94, Jacson 5-89, Haynes 3-41 Olver 2-5, Heater 1-7

Punting:

Pitt: Trout 4-35.7, Marino 1-20
 Arizona: Kramer 4-39.8

Score by Quarters

Team	Q1	Q2	Q3	Q4	Final
Pittsburgh	3	3	7	3	16
Arizona	0	0	3	7	10

Scoring Plays

Pitt - FG Schubert 46
 Pitt- FG Schubert 36
 Arizona- FG Weber 38
 Pitt-Pryor 12 pass from Marino (Schubert kick)
 Pitt- FG Schubert 46
 Arizona- Oliver 1 run (Zivic kick)

Category	PITT	ARIZ
Score	16	10
FIRST DOWNS	20	20
RUSHES-YARDS (NET)	44-127	38-91
PASSING YDS (NET)	172	226
Passes Att-Comp-Int	29-15-2	35-18-3
TOTAL OFFENSE PLAYS-YARDS	73-299	73-317
Punt Returns-Yards	1-7	2-37
Kickoff Returns-Yards	2-35	3-53
Interception Returns-Yards	3-30	2-9
Punts (Number-Avg)	5-34.2	4-39.8
Fumbles-Lost	1-0	2-1
Penalties-Yards	10-89	7-85
Possession Time	30:01	29:59
Third-Down Conversions	4-17	9-16
Fourth-Down Conversions	1-1	0-2

1979 Fiesta Bowl

Pittsburgh 16, Arizona 10
Dec. 25, 1979 // Tempe, Ariz.

TEMPE, Ariz. - The 10th-ranked Pittsburgh Panthers survived a late rally and hung on to defeat Arizona, 16-10, in the 1979 Fiesta Bowl. A national television audience was able to watch superb defensive play on both sides. Arizona's defense held Pitt to 299 yards, while the offense dented the Panther's nationally-ranked defense for 317 yards.

Pitt led 6-0 at halftime on the strength of 46- and 36-yard field goals by the game's most valuable offensive player, Mark Schubert. Arizona moved the ball well, but couldn't get the one big play it needed. The Cats drove to Pitt's 37, 26 and 22, but came up empty each time.

The Cats' trouble came on key plays. Midway through the first period, they were stopped on fourth-and-two at the Pitt 21. Arizona managed to get on the board late in the third period on a 38-yard field goal by Brett Weber, but Pitt answered with a touchdown to expand its lead to 13-3.

The Panthers appeared to have wrapped up the game when Schubert kicked his third field goal of the day with 8:02 left. But the Cats reached into their bag of tricks to get back in the game. From the Pitt 47, fullback Hubie Oliver took a pitch and launched a pass down field to Greg Jackson who caught it at the Panther one. Oliver scored on the next play.

The outcome was in doubt until Terry White picked off a Jim Krohn pass with :58 remaining. Arizona's David Liggins was voted the game's most valuable defensive player on the strength of two key interceptions of Dan Marino passes to thwart Panther drives.



1985 Sun Bowl

Arizona 13, Georgia 13
Dec. 25, 1985 // El Paso, Texas

EL PASO, Texas - Arizona and Georgia each failed on late field goal attempts leaving the teams tied, 13-13, and the record Sun Bowl crowd of 52,203 going home with an empty feeling.

The teams battled on even terms for a half with Georgia's Steve Crumley booting a 37-yard field goal and Arizona's Max Zendejas adding a 22-yarder after an apparent Arizona touchdown was nullified by penalty.

The third quarter belonged to coach Larry Smith's troops, who drove 34 yards with the second-half kickoff before Zendejas nailed a 52-yard field goal. The Wildcats expanded the margin to 13-3 with 3:30 left to play in the stanza, as Martin Rudolph picked off a James Jackson pass and bolted 35 yards for a touchdown.

Georgia took the ensuing kickoff and drove to the Arizona 28, where Davis Jacobs kicked a 45-yarder to begin the Bulldog rally. Two plays later, James DeBow fumbled, and Georgia's Tony Flack recovered to set up Lars Tate's game-tying 2-yard run. Jacobs missed a 44-yarder with 1:14 to play. The Cats then used a 25-yard David Adams run to give Zendejas a 39-yard try with :10 remaining. However, his attempt was wide-right and short.

Zendejas and Georgia center Peter Anderson won outstanding player honors. Arizona finished the season at 8-3-1, while Georgia wound up 7-3-2.

Score by Quarters					
Team	Q1	Q2	Q3	Q4	Final
Georgia	0	3	0	10	13
Arizona	0	3	10	0	13

Scoring Plays
 Georgia- FG Crumley 37
 Arizona Zendejas 22
 Arizona- FG Zendejas 52
 Arizona- Rudolph 35 int ret (Zendejas kick)
 Georgia- FG Jacobs 44
 Georgia- L. Tate 2 run (Jacobs kick)

Category	UGA	ARIZ
Score	13	13
FIRST DOWNS	18	11
RUSHES-YARDS (NET)	68-211	30-99
PASSING YDS (NET)	51	133
Passes Att-Comp-Int	8-5-1	22-13-0
TOTAL OFFENSE PLAYS-YARDS	76-262	52-232
Punt Returns-Yards	1-3	0-0
Kickoff Returns-Yards	2-31	3-63
Interception Returns-Yards	0-0	2-35
Punts (Number-Avg)	2-27.5	4-40.0
Fumbles-Lost	1-1	2-2
Penalties-Yards	4-20	7-50
Possession Time	32:42	27:18
Third-Down Conversions	10-18	5-13
Fourth-Down Conversions	2-4	1-1

Individual Statistics

Rushing
 Georgia: L. Tate 22-71, Henderson 12-49, Worley 12-56, J. Jackson 16-45, McCluskey 4-9, Lane 2-(-29)
 Arizona: Adams 13-51, Jenkins 6-22, McLemore 5-10, DeBow 4-13, Knox 2-3

Passing
 Georgia: J. Jackson 4-7-2 42, Carpenter 1-1-0 9
 Arizona: Jenkins 13-22-0 133

Receiving:
 Georgia: L. Tate 2-16, Lane 1-11, Sadowski 1-15, Henderson 1-9
 Arizona: Fairholm 4-40, Adams 3-33, McLemore 2-25, Vickers 2-15, Smith 1-7, Horton 1-13

Punting:
 Georgia: Carpenter 2-27.5
 Arizona: Rodriguez 4-40.0


Individual Statistics

Rushing
 NC: Dorn 7-101, Starr 19-54, Maye 9-24, Lopp 3-13, Hall 2-5
 Arizona: Adams 23-81, Greathouse 6-8, Prior 4-5, McLemore 4-11, Webb 3-14, Crouch 3-1, Hills 1-5, Knox 1-3, Jenkins 6-(-1)

Passing
 NC: Maye 17-34-0 171 1TD, Hall 1-1-0 7
 Arizona: Jenkins 12-23-1 197 1TD

Receiving:
 NC: Starr 7-53, Lewis 3-24, Streater 2-39, Lopp 2-5, Thompson 1-30, Smith 1-15, Marriott 1-6 1TD, Truitt 1-6
 Arizona: Adams 3-77, Fairholm 2-24, Lotti 1-25, Hill 1-16, Horton 1-13 1TD, Hanawalt 1-11, Greathouse 1-8, Prior 1-4, K. Lewis

Punting:
 NC: Miller 5-37.8, Team 1-30
 Arizona: Rodriguez 6-36.7



Score by Quarters					
Team	Q1	Q2	Q3	Q4	Final
North Carolina	0	0	7	14	21
Arizona	0	13	17	0	30

Scoring Plays
 Arizona- FG Coston 31
 Arizona- Adams 1 run (Coston kick)
 Arizona- FG Coston 38
 Arizona- FG Coston 52
 Arizona-Horton 13 pass from Jenkins (Coston kick)
 Arizona-Greathouse 5 run (Coston kick)
 NC-Dorn 58 run (Gilarmis kick)
 NC- Marriott 6 pass from Maye (Gilarmis kick)
 NC- May 2 run (Gilarmis kick)

Category	ARIZ	UNC
Score	30	21
FIRST DOWNS	15	18
RUSHES-YARDS (NET)	51-187	40-178
PASSING YDS (NET)	187	178
Passes Att-Comp-Int	23-12-1	35-18-0
TOTAL OFFENSE PLAYS-YARDS	74-324	75-375
Punt Returns-Yards	3-51	1-5
Kickoff Returns-Yards	3-51	2-27
Interception Returns-Yards	0-0	1-1
Punts (Number-Avg)	7-31.4	6-36.5
Fumbles-Lost	3-1	5-5
Penalties-Yards	6-45	3-25
Possession Time	33:15	26:45
Third-Down Conversions	7-18	6-16
Fourth-Down Conversions	0-1	0-1

1986 Aloha Bowl


Arizona 30, North Carolina 21
Dec. 27, 1986 // Honolulu, Hawai'i

HONOLULU, Hawaii - Arizona capitalized on big defensive plays to coast to its first-ever post-season victory, 30-21, over North Carolina. All-America free safety Chuck Cecil was the ring-leader of the Cat defense that forced five fumbles with bone-jarring hits.

The Arizona offense showed spark as well. David Adams closed his sterling career with 81 yards rushing and a touchdown and three catches for 77 yards. Offensive MVP Alfred Jenkins finished 12-of-28 passing for 187 yards and a score.

But it was coach Larry Smith's defense which made the big plays to set up points. A Jim Birmingham fumble recovery led to a 31-yard Gary Coston field goal to begin the attack. Later, Boomer Gibson partially blocked a punt, and the Cats put seven more on the board with an Adams one-yard scamper. Danny Lockett's sack of Mark Maye caused a fumble, and the Cats cashed in with another Coston three-pointer for a 13-0 halftime lead.

It was more of the same in the third quarter. Arizona's Jeff Valder booted a 52-yard field goal to set an Aloha Bowl record. Then Cecil clobbered Jonathan Hall, and Jerry Beasley recovered the subsequent fumble at the Tar Heel 30. Jenkins found Jon Horton from 13 yards out for the quick score. Another Tar Heel fumble led to Greathouse's five-yard scoring run, and the Cats were in control.



1989 Copper Bowl

**Arizona 17, North Carolina State 10
Dec. 31, 1989 // Tucson, Ariz.**

TUCSON, Ariz. - Arizona cashed in on big plays to defeat North Carolina State, 17-10, before an Arizona Stadium crowd of 37,237 in the inaugural Copper Bowl. The Wildcats were dominated statistically, 310 yards to 130 yards including a season-low 50 yards on the turf. However, two unlikely heroes, Olatide Ogunfiditimi and Scott Geyer, made the big plays to pull out the victory.

In the first stanza, neither team could sustain drives, but the Cats got on the board first as Ronald Veal found a double-covered Ogunfiditimi 37 yards down field for a 7-0 advantage. The second quarter proved more magical as Geyer, the Defensive MVP intercepted Shane Montgomery and raced 85 yards for a score.

But the Wolfpack had a magic wand of their own as Montgomery, the Offensive MVP, capped a 56-yard, nine-play drive with a four-yard touchdown toss to fullback Todd Varn to cut the lead, 14-7. The half ended with a Gary Coston 34-yard field goal. Score: 17-7.

The second half included a Damon Hartman 43-yarder to inch the Pack closer, 17-10. However the New Year brought a little luck to the Cats, as Montgomery just missed a diving Chris Williams over the middle for the possible tying touchdown with 1:02 left.

Arizona Dick Tomey notched a victory in his first-ever bowl game in 13 years as a head coach. The Wildcats finished 8-4 on the season, and the Wolfpack closed at 7-5.

Score by Quarters

Team	Q1	Q2	Q3	Q4	Final
N.C. State	0	7	3	0	10
Arizona	7	10	0	0	17

Scoring Plays

Arizona: Ogunfiditimi 37 pass from Veal (Coston kick)
 Arizona Geyer 85 int ret (Coston kick)
 NCS- Varn 4 pass from Montgomery (Hartman kick)
 Arizona- FG Coston 34
 NCS- FG Hartman 43

Category	NCSU	ARIZ
Score	10	17
FIRST DOWNS	23	8
RUSHES-YARDS (NET)	49-88	37-50
PASSING YDS (NET)	222	80
Passes Att-Comp-Int	47-21-2	15-5-1
TOTAL OFFENSE PLAYS-YARDS	96-310	52-130
Punt Returns-Yards	6-10	2-12
Kickoff Returns-Yards	1-31	2-38
Interception Returns-Yards	1-0	2-95
Punts (Number-Avg)	7-37.7	10-41.7
Fumbles-Lost	2-2	3-2
Penalties-Yards	6-49	5-47
Possession Time	38:06	21:54
Third-Down Conversions	10-22	0-12
Fourth-Down Conversions	0-2	0-0

Individual Statistics

Rushing

NCS: Barbour 16-41, Shaw 9-26, Varm 7-23, Jackson 6-14, Manior 5-6, Byrd 1-(-3), Montgomery 5-(-19)
 Arizona: McGill 14-49, Bates 3-6, Streidnig 2-5, Hampton 5-2, Sapp 3-2, Veal 10-14

Passing

NCS: Montgomery 21-46-1 222 1TD, Kavuilic 0-1-1
 Arizona: Veal 5-15-1 80 1TD

Receiving:

NCS: Byrd 6-67, Harrison 2-43, Javulic 2-26, Varn 5-25 1TD, Barbour 2-19, Lawrence 2-16, Williams 1-13, Jurgens 1-13,
 Arizona: Ogunfiditimi 1-37 1TD, McGill 2-23, Hampton 1-14, Bates 1-6

Punting:

NCS: Poag 7-37.7
 Arizona: Nies 10-41.7



Score by Quarters

Team	Q1	Q2	Q3	Q4	Final
Syracuse	7	7	0	14	28
Arizona	0	0	0	0	0

Scoring Plays

Syr-Graves 5 run (Biskup kick)
 Syr- Richardson 47 pass from Graves (Biskup kick)
 Syr-Gedney 6 pass from Graves (Biskup kick)
 Syr- Graves 5 run (Biskup kick)

Category	ARIZ	SU
Score	0	28
FIRST DOWNS	14	20
RUSHES-YARDS (NET)	43-149	41-207
PASSING YDS (NET)	77	145
Passes Att-Comp-Int	23-10-0	20-10-2
TOTAL OFFENSE PLAYS-YARDS	66-226	61-352
Punt Returns-Yards	2-1	0-0
Kickoff Returns-Yards	3-62	1-15
Interception Returns-Yards	2-28	0-0
Punts (Number-Avg)	7-31.7	3-40.0
Fumbles-Lost	0-0	1-0
Penalties-Yards	5-40	3-20
Possession Time	29:59	30:01
Third-Down Conversions	4-17	9-14
Fourth-Down Conversions	2-3	1-1

Individual Statistics

Rushing

Syracuse: Graves 11-45, Walker 10-44, Richardson 5-38, Kinnon 6-28, Greene 3-20, Carpenter 1-14, Womack 3-10, Picucci 1-6, Wooten 1-2
 Arizona: Veal 8-26, Malauulu 13-24, McGill 4-18, Hammerschmidt 1-16, Hampton 3-27, LtLovett 5-13, Greathouse 7-12, Gates 1-9, Streidnig 1-4

Passing

Syracuse: Graves 10-19-1 145 2TD, Walker 0-11-0
 Arizona: Malauulu 7-14-0 55, Veal 3-9-0 22

1990 Eagle Aloha Bowl

**Syracuse 28, Arizona 0
Dec. 25, 1990 // Honolulu, Hawai'i**

HONOLULU, Hawaii - Marvin Graves ran for two touchdowns and passed for another score as Syracuse embarrassed Arizona, 28-0, in the ninth Eagle Aloha Bowl game in rain-drenched Aloha Stadium.

Graves scored on a pair of 5-yard runs and threw 47 yards to Terry Richardson and 6 yards to Chris Gedney as the Orangemen ran their record to 7-4-2. Arizona fell to 7-5. The shutout snapped Arizona's 214-game scoring streak, the second longest scoring streak in NCAA history. The last time the Cats were shut out was a 31-0 defeat by Arizona State in 1971.

The Orangemen drove 65 yards in 13 plays following the opening kickoff with Graves scoring on a quarterback draw from the five with 8:35 left in the first quarter.

Syracuse made it 14-0 with 2:22 remaining in the half as Richardson slipped behind the Cat pass defense for an easy 47-yard reception. Arizona tried to get back into the game in the third quarter, twice reaching the Orangemen 35-yard line. But both drives died, and Syracuse put the game away in the fourth quarter with two long marches.

Graves was selected as Syracuse's most valuable player, and cornerback Todd Burden, who had two interceptions and caused a fumble, was selected as Arizona's most valuable player. The week-long inclement weather put a damper on many activities and caused many ticket purchasers to stay at home. There were 32,217 tickets sold but only 14,185 attended the game.

Receiving:

Syracuse: Carpenter 3-22, Gedney 2-30 1TD, Kinnon 2-17, Richardson 1-47 1TD, Dees 1-15, Hill 1-13
 Arizona: Vaughn 3-38, McGill 3-11, Jan 2-20, Griffith 1-5, Streidnig 103

Punting:

Syracuse: O/Niel 3-40.0
 Arizona: Grand 6-31.7, Coston 1-32.0

1992 Hancock Bowl

Baylor 20, Arizona 15
Dec. 31, 1992 // El Paso, Texas

EL PASO, Texas - Arizona's defense lived up to its billing on all but two plays; those spelled doom as Baylor's big scoring passes helped beat the Cats, 20-15, in the John Hancock Bowl.

UA, which unleashed a no-huddle, wide-open passing attack, opened scoring with a Steve McLaughlin first-quarter field goal and increased the lead to 10-0 with a 65-yard scoring drive capped by a George Malauulu quarterback draw for seven yards mid-way through the second quarter.

BU halfback Brandell Jackson hit Melvin Bonner for a 61-yard strike three minutes later, but Arizona answered with a 14-play drive to set up another McLaughlin field goal and take a 13-7 halftime lead.

The Bears, held to 47 yards rushing, went to the air and struck again with another Bonner TD catch for 69 yards from QB J.J. Joe. Shortly into the fourth period, the Bears capitalized on two Arizona fumbles in UA territory and cashed them in for two Terry Weir field goals and a 20-13 lead.

With time running out, Arizona held BU deep on fourth-and-eight, and punter Rhett Delaney took an intentional safety at 0:31. A Chuck Levy 27-yard kickoff return put the Cats in decent shape, and UA drove to the Baylor 28. Two passes from Malauulu into the end zone were incomplete although Heath Bray nearly snagged the game winner on the first try.

Score by Quarters					
Team	Q1	Q2	Q3	Q4	Final
Baylor	0	7	7	6	20
Arizona	3	10	0	2	15


Scoring Plays
 UA- McLaughlin field goal 22
 UA- Malauulu rush 7 (McLaughlin kick)
 BU- Bonner 61 pass from B. Jackson (Weir kick)
 UA McLaughlin field goal 20
 BU- Bonner 69 pass fro J.J. Joe (Delaney kick)
 BU- Weir field goal 32
 BU Weir field goal 35
 UA- Delaney falls in end zone for safety

Category	BAY	ARIZ
Score	20	15
FIRST DOWNS	12	23
RUSHES-YARDS (NET)	43-47	44-136
PASSING YDS (NET)	202	282
Passes Att-Comp-Int	24-8-0	38-20-0
TOTAL OFFENSE PLAYS-YARDS	67-249	82-418
Punt Returns-Yards	1-1	4-36
Kickoff Returns-Yards	2-26	5-105
Interception Returns-Yards	0-0	0-0
Punts (Number-Avg)	6-39.7	5-33.8
Fumbles-Lost	4-0	2-2
Penalties-Yards	8-30	8-91
Possession Time	27:38	32:22
Third-Down Conversions	6-17	6-16
Fourth-Down Conversions	1-2	0-3

Individual Statistics

Rushing
 Ariz- Carter 15-49, Malauulu 11-47, Levy 13-31, Johnson 5-9
 BU: Steaite 10-23, Bell 4-17, Lewis 4-12, Henry 4-10, Mims 5-15, Joe 11-(-1)

Passing
 Ariz: Malauulu 20-38-0 292
 BU: Joe 7-23-0, 141 Jackson 1-1-0 61



Receiving:
 Ariz: Dickey 9-108, Levy 4-85, Bray 4-55, Vaughn 2-19, Carter 1-15,
 BU: Bonner 5-166 2TD, McKenzie 1-14, Miller 1-12, Mims 1-10

Punting:
 Ariz: Miller 5-33.8
 BU: Delaney 6-39.7

Score by Quarters					
Team	Q1	Q2	Q3	Q4	Final
Miami	0	0	0	0	0
Arizona	9	7	6	7	29

Scoring Plays
 UA-Troy Dickey 13 pass from Dan White (kick failed)
 UA- Steve McLaughlin 39 field goal
 UA-Chuck Levy 68 run (McLaughlin kick)
 UA-Steve McLaughlin 31 field goal
 UA- Steve McLaughlin 21 field goal
 UA- Troy Dickey 14 pass from Dan White (McLaughlin kick)

Category	MIA	ARIZ
Score	0	29
FIRST DOWNS	13	24
RUSHES-YARDS (NET)	20-35	50-257
PASSING YDS (NET)	147	152
Passes Att-Comp-Int	44-15-3	24-12-2
TOTAL OFFENSE PLAYS-YARDS	64-182	74-409
Punt Returns-Yards	0-0	4-19
Kickoff Returns-Yards	7-145	1-18
Interception Returns-Yards	2-13	4-65
Punts (Number-Avg)	10-37.0	5-36.0
Fumbles-Lost	2-1	2-0
Penalties-Yards	6-40	2-25
Possession Time	22:40	37:20
Third-Down Conversions	3-15	4-14
Fourth-Down Conversions	0-1	0-0

Individual Statistics

Rushing
 Ariz: Levy 17-142, 1TD, Carter 17-63, G. Taylor 6-41, Johnson 3-8, White 3-(-8)
 Miami: Stewart 7-35, Bennett 6-32, Jones 1-5, Collins 5-(-30), Costa 1-(-7)

Passing
 Ariz: White 12-24-138-2, TD, Batten 1-1-14-0
 Miami: Costa 10-29-91-1, Collins 5-15-50-2.

Receiving:
 Ariz: Dickey 4-62 2TD, Vaughn 2-41, Levy 2-(-8), Lewis 1-13, LtLovett 1-18, LHarris 1-12, Libman 1-14
 Miami: CJones 6-98, Stewart 2-3, Tellison 2-13, Bennett 2-(-3), Chambers 1-12, LJones 1-9, Harris 1-5

Punting:
 Ariz: Peyton 5-180, 36.0, 3 inside 20
 Miami, Crissy 10-370, 37.0, 1 inside 20

1994 IBM OS/2 Fiesta Bowl

Arizona 29, Miami 0
Jan. 1, 1994 // Tempe, Ariz.

TEMPE, Ariz. - Arizona's heralded "Desert Swarm" defense lived up to its name, and the Cats' offensive attack nearly named its own price as UA thumped No. 10 Miami, 29-0, in IBM OS/2 Fiesta Bowl XXIII. The convincing victory was the bowl's only shutout in its 23-game history.

UA ran for 257 yards and one touchdown, passed for 152 yards and two touchdowns, had three Steve McLaughlin field goals and held Miami to 182 yards in total offense. The Wildcats' swarming defense limited the Canes to Fiesta Bowl record-lows of 22 rushes and 35 yards, plus picked off three Miami passes and sacked the quarterback four times.

Tailback Chuck Levy ran for 142 yards including a 68-yard scoring dash and earned Fiesta Bowl offensive MVP honors, while defensive end Tedy Bruschi recorded a sack and earned defensive MVP honors for UA.

UA jumped to a quick lead on its first possession, driving 75 yards with Dan White throwing a 13-yard TD pass to Troy Dickey. Arizona never looked back.

The Canes' total offense was the second-lowest in Fiesta Bowl history, and the Arizona margin of victory was the second-largest in bowl history. Arizona enjoyed a time of possession advantage of 37:20 to 22:40 for Miami, another bowl record. Miami's frustration was typified by its first possession, starting at its own 37-yard line. Three plays later the Canes punted on fourth-and-41 from their own 6-yard line.

The game gave UA its first 10-victory season in 90 years of football, and its strong showing earned the Cats a No. 9 final ranking in the coaches poll and No. 10 in the media poll.



1994 Freedom Bowl

Utah 16, Arizona 13
Dec. 27, 1994 // Anaheim, Calif.


ANAHEIM, Calif. - Utah used a 72-yard kickoff return to set up the winning touchdown, as the Utes upset No. 14 Arizona in the 11th annual Freedom Bowl, 16-13. A crowd of 27,477 watched as the Cats used a stifling defense to hold Utah to only 75 yards of total offense.

Arizona quarterback Dan White connected with Ontivaun Carter from 23 yards out to give the Cats the early lead. After a White fumble deep in Arizona territory, Utah running back Charlie Brown scampered in from six yards out to tie the score.

After a 44-yard field goal by Steve McLaughlin, the Cats had first-and-goal at the Utah 2-yard line, but two dropped passes by Tim Thomas and then Lamar Lovett in the end zone forced the Cats to kick a 20-yard field goal. Late in the fourth quarter with Arizona leading 13-7, and Matt Peyton having to punt from his own end zone, the Cats gambled and took a safety as Peyton stepped out of the back of the end zone.

On the ensuing kickoff, Cal Beck returned the ball to the Arizona 5-yard line. The Wildcat defense held the Utes on three straight downs to set up a fourth-and-goal. Quarterback Mike McCoy scrambled out of the pocket and was in the grasp of Chuck Osborne but managed to get the pass off and found Kevin Dyson in the corner of the end zone for the winning score. A final UA drive ended in an interception.

The Cats recorded six sacks on the day, three of them by Tedy Bruschi, who earned Defensive MVP honors. Chuck Osborne had two sacks, and Sean Harris led the team with nine tackles.



UTAH VS ARIZONA
December 27, 1994 • ANAHEIM STADIUM

Individual Statistics

Rushing
Ariz: Carter 19-44, Myles 9-12, G. Taylor 2-11, Peyton 1(-3), Dice 1(-5), White 5(-14)
Utah: C. Brown 16-44, Johnson 4-6, Hamilton 2(-2), McCoy 10(-42)

Passing
Ariz: White 13-27-1 139
Utah: McCoy 11-25-2 69

Receiving:
Ariz: Dice 7-65, Carter 4-50, Lovett 1-17, Chiasson 1-7
Utah: Tucker 4-28; Marsh 3-25, C. Brown 2-8, Dyson 2-8

Punting:
Ariz: Peyton 6-195 39.0, McLaughlin 1-26 26.0
Utah: J. Jones 10-410 41.0

Team	Q1	Q2	Q3	Q4	Final
UNM	0	7	7	0	14
UA	7	6	7	0	20

Scoring Plays
UA- Eafon 15 yard rush (McDonald kick)
UNM- Thomas 15 yard pass from Leigh (Cason kick)
UA- Candidate 3 yard rush (kick failed)
UA- Eafon 1 yard rush (McDonald kick)
UNM- Leigh 4 yard rush (Cason kick)

Category	UNM	ARIZ
Score	20	14
FIRST DOWNS	16	19
RUSHES-YARDS (NET)	35-140	59-209
PASSING YDS (NET)	150	89
Passes Att-Comp-Int	32-12-4	22-7-2
TOTAL OFFENSE PLAYS-YARDS	67-290	81-298
Fumble Returns-Yards	0-0	0-0
Punt Returns-Yards	4-18	3-9
Kickoff Returns-Yards	4-71	2-50
Interception Returns-Yards	2-11	4-45
Punts (Number-Avg)	7-40.7	9-38.7
Fumbles-Lost	0-0	0-0
Penalties-Yards	9-60	5-39
Possession Time	24:15	35:45
Third-Down Conversions	5-15	6-18
Fourth-Down Conversions	1-1	2-2

Individual Statistics

Rushing
Ariz: Candiate 24-97, Eafon 19-75, Schmidtke 9-24, Northcutt 2-25, Smith 1-6, Batten 1(-4), Jenkins 3(-14)
UNM: Leigh 17-79, Gordon 3-42, Johnson 6-23, Shelton 3-3, Marion 6(-7)

Passing
UNM: Leigh 12-35-4 150
Ariz: Batten 7-17-0 89, Smith 0-1-1, 0; Jenkins 0-4-1,0



Receiving:
UNM: Volz 5-51, Thomas 3-39, Messer 1-35, Shelton 1-8, Doran 1-15, Johnson 1(-9)
Ariz: Brennan 3-33, Lucky 2-37, Northcutt 2-19

Punting:
UNM: Bloom 7-285, 40.7
Ariz: Springston 9-348, 38.7 Ariz: Peyton 6-195 39.0, McLaughlin 1-26 26.0
Utah: J. Jones 10-410 41.0

Team	Q1	Q2	Q3	Q4	Final
Utah	0	7	0	9	16
Arizona	7	0	0	6	13

Scoring Plays
UA- Carter 23 yard pass from White (kick McLaughlin)
Utah-C. Brown 6 yard rush (kick Pulsipher)
UA- FG McLaughlin 44 yards
UA-FG McLaughlin 20 yards
Utah- Safety-Peyton step OB end zone
Utah-Dyson 5 yard pass from McCoy (kick Pulsipher)

Category	ARIZ	UTAH
Score	13	16
FIRST DOWNS	14	5
RUSHES-YARDS (NET)	37-45	32-6
PASSING YDS (NET)	139	69
Passes Att-Comp-Int	27-13-1	25-11-2
TOTAL OFFENSE PLAYS-YARDS	64-184	57-75
Fumble Returns-Yards	0-0	0-0
Punt Returns-Yards	4-28	2-6
Kickoff Returns-Yards	3-59	5-173
Interception Returns-Yards	2-15	1-26
Punts (Number-Avg)	6-36.8	10-41.0
Fumbles-Lost	2-2	0-0
Penalties-Yards	4-35	9-94
Possession Time	32:27	27:33
Third-Down Conversions	3-13	3-15
Fourth-Down Conversions	0-1	2-2

1997 Insight.com Bowl

Arizona 20, New Mexico 14
Dec. 27, 1997 // Tucson, Ariz.

TUCSON, Ariz. - Four Wildcat interceptions helped seal a hard-fought victory for Arizona over New Mexico in the ninth Insight.com Bowl, 20-14, before a crowd of 49,385 in the Cats' house, Arizona Stadium.

UA ran over the Lobos, using a 209-yard running attack featuring the quicker Trung Canidate and the bruising style of Kelvin Eafon on 43 of the team's 81 plays. Canidate was named the game's Most Outstanding Offensive Player with 97 yards and a touchdown on 24 carries, while Eafon earned the game's Most Valuable Player award for his 75 yards and two touchdowns on 19 totes. Thirteen of his rushes came in the fourth quarter when Arizona used ball possession to turn back New Mexico efforts at a game-winning touchdown.

Arizona picked off four passes by UNM's Graham Leigh—one in the first quarter by cornerback Chris McAlister, two in the third quarter by backup corner Kelvin Hunter and strong safety Rashee Johnson, and one in the fourth stanza by cornerback Kelly Malveaux, who returned the ball 44 yards just as the Lobos were crossing midfield. It was Malveaux' first interception of the year. Arizona outside linebacker Jimmy Sprotte earned the bowl's Most Outstanding Defensive Player honor with nine tackles including four hits for losses of 12 yards. Inside linebacker Marcus Bell was the Cats' leading tackler with 10.

Arizona coach Dick Tomey gave fifth-year senior QB Brady Batten the start in the game. An injury early in the year cost him a shot at the every-day spot. He played all but the fourth quarter, when the nominal No. 1 guy for most of the year, Ortege Jenkins, came on.

1998 Culligan Holiday Bowl

**Arizona 23, Nebraska 20
Dec. 30, 1998 // San Diego, Calif.**

SAN DIEGO, Calif. - Arizona's defense held the storied Nebraska option rushing attack to 87 net yards, and the No. 5-ranked Wildcats cranked up some tough-guy rushing of their own to score 14 fourth-quarter points and beat the No. 14 Cornhuskers, 23-20, in the 21st annual Culligan Holiday Bowl.

The Cats secured the school's finest record in history and earned enough acclaim through their efforts in the game — the most watched of any college bowl game in ESPN history – to earn a final No. 4 ranking in both the Associated Press and USA Today/ESPN polls.

Unanimous All-America cornerback Chris McAlister cemented his reputation with an outstanding effort, intercepting two passes, one which turned the Huskers back on their final come-back try with less than four minutes remaining. He also had a 78-yard reverse punt return called back because of a questionable blocking call against Derek Hall.

Arizona trailed 13-9 at the half, and both teams struggled through five possessions in the third quarter before UA's Dennis Northcutt gave the Cats some decent field position with a 16-yard punt return to start a 10-play scoring drive. Trung Canidate rushed five times for 37 yards in the span, and Keith Smith completed passes of five yards to Northcutt and Paul Shields and topped it off with a 15-yard strike to Brad Brennan for the score.

Nebraska answered, though, and reclaimed the lead at 20-16 with an eight-play, 88-yard drive, almost exclusively through the air.

With 10 minutes remaining, Smith opened UA's next drive with a seven-yard pass to Shields, then the Cats ran the ball eight straight times for the nine-play, 68-yard drive which netted the final score on a Kelvin Eafon one-yard plunge. Smith had runs of 20, eight and eight yards to set up the score.

UA halted the Huskers with McAlister's second pick and then later used enough clock with a first down to force Nebraska to get the ball back with 34 seconds remaining. One short completion and three incompletions, and the game was over.

Canidate ran for 101 yards on 22 carries. Smith, who completed 11-of-19 passing for 143 yards and ran for 25 more, was named Holiday Bowl Offensive MVP. UA's Mark McDonald, who was 8-17 in field goals during the regular season, was a big key with a perfect 3-for-3 day, including a career-long 48-yarder. NU outgained the Cats, but UA won the turnover battle and kicking game.



Score by Quarters

Team	Q1	Q2	Q3	Q4	Final
NU	0	13	0	7	20
UA	6	3	0	14	23

Scoring Plays
 UA- Mark McDonald 38 FG
 UA- Mark McDonald 25 FG
 UA- Mark McDonald 48 FG
 NU Kris Brown 25 FG
 NU-S. Wiggins 45 pass from E. Crouch (Brown kick)
 NU- Kris Brown 23 FG
 UA- B. Brennan 15 pass from K. Smith (McDonald kick)
 NU- T. Wistrom 4 pass from Eric Crouch (Brown kick)
 UA- Kevin Eafon 1 run (McDonald kick)

Category	ARIZ	NEB
Score	23	20
FIRST DOWNS	16	12
RUSHES-YARDS (NET)	44-158	34-87
PASSING YDS (NET)	158	193
Passes Att-Comp-Int	23-12-0	28-12-2
TOTAL OFFENSE PLAYS-YARDS	67-265	62-280
Fumble Returns-Yards		
Punt Returns-Yards	3-28	3-6
Kickoff Returns-Yards	4-71	5-88
Interception Returns-Yards	2-42	0-0
Punts (Number-Avg)	7-36.0	6-39.2
Fumbles-Lost	4-3	4-2
Penalties-Yards	7-59	2-6
Possession Time	32:34	27:26
Third-Down Conversions	5-17	2-15
Fourth-Down Conversions	1-1	0-1

Individual Statistics

Rushing
 Ariz: Candidate 22-101, Smith 11-25, Eafon 5-14, Northcutt 1-(-15), Jenkins 5-(-18)
 Neb: Crouch 15-28, Makovicka 5-26, Buckhalter 8-22, Christo 2-11, Evans 4-0

Passing
 Ariz: Smith 11-19-0, 143; Jenkins 1-4-0, 15.
 Neb: Crouch 12-28-2, 193.

Receiving:
 Ariz: Northcutt 4-47, Brennan 2-78, Shields 2-12, Lucky 1-15, McDaniel 1-9, Nash 1-4, Eafon 1-(-7)
 Neb: Davison 3-64, Wistrom 3-41, Cheatham 2-16, Makovicka 1-22, Haafke 1-8, Wiggins 1-45, Buckhalter 1-(-3)

Punting:
 Ariz: Springston 7-252, 36.0
 Neb: LaFleur 6-235, 39.2

2008 Las Vegas Bowl

Arizona 31, BYU 21
Dec. 20, 2008 // Las Vegas, Nev.

LAS VEGAS, Nev. - Arizona capped its best season in nine years with a solid effort against No. 17 Brigham Young, beating the Cougars 31-21 in the Pioneer Las Vegas Bowl.

The Cats took the first lead, set up by a 71-yard pass from Willie Tuitama to Terrell Turner, added a Jason Bondzio 31-yard field goal a third of the way into the second quarter.

Tuitama fumbled a low snap on the first play of the second half and BYU took a 14-10 lead four minutes into the frame with the gift 27-yard drive.

After that, Arizona stalled once, missing a 3rd-and-1 opportunity, but turned right around for a defensive three-and-out and two plays later Tuitama's 37-yard pass to Delashaun Dean struck put the Cats back in the lead.

The Cougs fought back with a 12-play, 39-yard drive, but missed a long field goal attempt. Tuitama hit successive passes of 19 and 17 yards, and after a five-yard gain by Nic Grigsby fired one down the seam to a streaking Chris Gronkowski for a 27-yard score, making it 24-14 at the end of the period.

Five minutes into the final period, Wildcat cornerback Marquis Hundley manned up and intercepted BYU's Max Hall in the end zone, taking it out to the UA 18 yard-line. Tuitama led a seven-play, 82-yard drive, sparked by a 27-yard run by Grigsby and a 23-yard pass to Turner, and then ran it in himself from six yards out for a 31-14 lead. Again the Cougars showed some of their 17th-ranked gumption, using eight Hall passes and two of his runs to get into the end zone quickly, and recovered an ensuing inside kick at the UA 48 yard-line. Hall drove BYU 28 yards, but Mitch Payne's field goal attempt banged off the left upright with 2:07 left.

The Cats ran the ball four times and then Tuitama scootched a three-yard pass to Mike Thomas on the final play of the game, giving the latter the Pac-10 career receiving record with his 259th reception as time expired. Dean led UA with seven catches for 88 yards to help Tuitama complete 24 of 35 throws for 325 yards and the game's MVP award.

Individual Statistics

Rushing

Arizona-Antolin, K. 11-69; Grigsby, N. 4-8; Scott, M. 1-4; Criner, J. 1-1; Foles, N. 3-minus 19.

Nebraska-Burkhead, Rex 17-89; Lee, Zac 18-65; Paul, Niles 1-20; Green, Cody 5-18; Ward, Lester 2-14; Helu Jr., Roy 3-8; Robinson, D. 1-6; Jones, Austin 1-3.

Passing

Arizona-Foles, N. 9-30-1-48; Scott, M. 1-1-0-minus 2.

Nebraska-Lee, Zac 13-23-0-173; Green, Cody 0-2-0-0.

Receiving:

Arizona-Dean, D. 3-24; Antolin, K. 2-12; Criner, J. 2-2; Grigsby, N. 2-0; Turner, T. 1-8.
Nebraska-Paul, Niles 4-123; McNeill, Mike 3-19; Burkhead, Rex 2-14; Kinnie, Brandon 2-12; Gilleylen, C. 1-3; Brooks, Chris 1-2.



Individual Statistics

Rushing

BYU-UNGA, Harvey 17-71; KARIYA, Bryan 3-24; HALL, Max 10-16; COLLIE, Austin 1-3; VAKAPUNA, Fui 1-2.

Arizona-Grigsby, N. 20-87; Thomas, Mike 3-12; Tuitama, Willie 3-minus 4; Team 2-minus 4.

Passing

BYU-HALL, Max 30-46-1-328.

Arizona-Tuitama, Willie 24-35-0-325.

Receiving:

BYU-COLLIE, Austin 11-119; REED, Michael 9-117; PITTA, Dennis 5-58; GEORGE, Andrew 2-15; KARIYA, Bryan 1-8; UNGA, Harvey 1-6; VAKAPUNA, Fui 1-5.

Arizona-Dean, D. 7-88; Turner, T. 4-111; Thomas, Mike 4-29; Gronkowski, R. 4-27; Gronkowski, C. 2-43; Antolin, K. 2-21; Criner, J. 1-6.



Scoring Plays

NU - Lee, Zac 4 yd run (Henery, Alex kick)
NU- Henery, Alex 47 yd field goal
NU- Burkhead, Rex 5 yd run (Henery, Alex kick)
NU- Henery, Alex 50 yd field goal
NU- Henery, Alex 41 yd field goal
NU- Henery, Alex 22 yd field goal
NU - Paul, Niles 74 yd pass from Lee, Zac (Henery, Alex kick)

Category	ARIZ	NU
Score	0	33
FIRST DOWNS	6	19
RUSHES-YARDS (NET)	20-63	48-223
PASSING YDS (NET)	46	173
Passes Att-Comp-Int	31-10-1	25-13-0
TOTAL OFFENSE PLAYS-YARDS	51-109	73-396
Punt Returns-Yards	1-(-1)	3-45
Kickoff Returns-Yards	7-148	1-49
Interception Returns-Yards	0-0	1-37
Punts (Number-Avg)	9-41.6	4-35.5
Fumbles-Lost	1-0	0-0
Penalties-Yards	2-25	7-55
Possession Time	21:48	38:12
Third-Down Conversions	3-15	9-18
Fourth-Down Conversions	1-2	0-0

Score by Quarters

Team	Q1	Q2	Q3	Q4	Final
BYU	0	7	7	7	21
ARIZ	7	3	14	7	31

Scoring Plays

ARIZ - Nic Grigsby 1 yard run (Jason Bondziokick)
ARIZ - Jason Bondzio 31 yard field goal
BYU - Harvey Unga 1 yard run (Mitch Paynekick)
BYU - Andrew George 1 yard pass from Max Hall (Mitch Payne kick)
ARIZ - Delashaun Dean 37 yard pass from Willie Tuitama (Jason Bondzio kick)
ARIZ - Chris Gronkowski 24 yard pass from Willie Tuitama (Jason Bondzio kick)
ARIZ - Willie Tuitama 6 yard run (Jason Bondzio kick)
BYU - Max Hall 1 yard run (Mitch Payne kick)

Category

	BYU	ARIZ
Score	21	31
FIRST DOWNS	22	20
RUSHES-YARDS (NET)	32-116	28-91
PASSING YDS (NET)	328	325
Passes Att-Comp-Int	46-30-1	35-24-0
TOTAL OFFENSE PLAYS-YARDS	78-444	63-416
Punt Returns-Yards	1-2	2-15
Kickoff Returns-Yards	6-120	4-86
Interception Returns-Yards	0-0	1-18
Punts (Number-Avg)	3-37.0	3-32.3
Fumbles-Lost	4-2	3-3
Penalties-Yards	10-76	7-54
Possession Time	32:48	27:12
Third-Down Conversions	8-15	9-14
Fourth-Down Conversions	0-0	0-1

2009 Holiday Bowl

Nebraska 33, Arizona 0
Dec. 30, 2009 // San Diego, Calif.

SAN DIEGO, Calif. - No. 20 Nebraska showed it was more than two ranking spots ahead of No. 22 Arizona by throttling the Wildcats, 33-0, in the Holiday Bowl.

After developing a reputation for high-scoring games and crazy finishes, the bowl got the first shutout in its 32-year history. Zac Lee threw a 74-yard touchdown pass to Niles Paul in the third quarter to highlight the win, but it was only one moment in a dominating effort.

The coaches expected a defensive game, and the Huskers delivered, earning their first shutout in 46 bowl appearances, plus held UA to 109 net yards. Arizona quarterback Nick Foles was harassed all night and had one of his toughest outings of the year, finishing with nine completions in 30 attempts, for a miniscule 48 yards.

The Wildcats had the ball fourth-and-3 at the Nebraska 8-yard line with 1:41 to go, and eschewed a field goal, with safety P.J. Smith batting down Foles' pass to preserve the shutout. Nebraska free safety Matt O'Hanlon intercepted Foles on the third play from scrimmage and returned it 37 yards to the Arizona 5. Lee scored on a four-yard run two plays later. It was the fastest score in Holiday Bowl history, coming just 75 seconds in.

Nebraska (10-4) got its first 10-win season since 2003. Nebraska's Alex Henery set a Holiday Bowl record with four field goals, from 47, 50, 41 and 22 yards. Arizona finished 8-5. NU coach Bo Pelini earned bragging rights in Youngstown, Ohio, where he and UA coach Mike Stoops grew up and played at Cardinal Mooney High.

2010 Alamo Bowl

Oklahoma State 36, Arizona 10
Dec. 29, 2010 // San Antonio, Texas

SAN ANTONIO, Texas - No. 14 Oklahoma State kept Arizona's offense out of the end zone and used four Wildcat turnovers to spoil the Pac-10's first game in the bowl since its early years.

Arizona outgained the Cowboys 370 to 312 yards, holding the vaunted OSU offense some 200 yards under its average. After an initial stop, however, Bug Wright fumbled the first punt of the game and gave OSU a short field for a 26-yard drive and the lead. The Cats were stopped on their next possession and OSU's Brandon Weeden connected on a 71-yard toss to Justin Blackmon to add to the lead.

UA answered with a 63-yard drive to cut it to 14-7. After an exchange of possession a short UA punt set the Cowboys up at midfield and OSU settled for the first of three Dan Bailey FGs. On Arizona's ensuing drive, Nick Foles was intercepted by Markelle Martin and returned 62 yards for a score. Bailey missed the kick and it was 23-. UA took the ball inside the OSU 40 yard-line three times but could not score before halftime.

UA showed some life with an Alex Zendejas field goal in the third quarter to make it 23-10 but OSU answered with its longest drive of the night to make it 30-10. Another Foles' interception near midfield set up a second Bailey field goal. Zendejas missed a 34-yarder minutes later in the fourth period, and Bailey knocked one home again for the final score. UA drove to the OSU 9 yard-line but could not cash in on 3rd- and 4th-and-1.

The Cats had 25 first downs to 17 by the Cowboys, held a 15-minute edge in time of possession but were one for three in the red zone, were sacked five times (to zero for UA), and suffered three interceptions and the fumbled punt for -4 turnover margin.

Receiver David Douglas took home the Fred Jacoby Sportsmanship Award for a 6-catch, 91-yard evening while the bowl offensive MVP award went to Blackmon for eight receptions for 112 yards and two scores, and the defensive MVP honor went to OSU defensive back Martin for his key INT.

Team	Q1	Q2	Q3	Q4	Final
OKST	17	6	10	3	36
ARIZ	7	0	3	0	10

Scoring Plays

OKST - Smith, Jeremy 6 yd run (Bailey, Dan kick),
 OKST - Blackmon, J. 71 yd pass from Weeden, Brandon (Bailey, Dan kick)
 ARIZ - Criner, J. 5 yd pass from Foles, N. (Zendejas, A. kick)
 OKST - Bailey, Dan 40 yd field goal
 OKST - Martin, M. 62 yd interception return (Bailey, Dan kick failed)
 ARIZ - Zendejas, A. 42 yd field goal
 OKST - Blackmon, J. 3 yd pass from Weeden, Brandon (Bailey, Dan kick)
 OKST - Bailey, Dan 50 yd field goal, 8-24 1:40
 OKST - Bailey, Dan 44 yd field goal, 10-53 4:42

Category	OSU	ARIZ
Score	36	10
FIRST DOWNS	17	25
RUSHES-YARDS (NET)	20-72	38-90
PASSING YDS (NET)	240	280
Passes Att-Comp-Int	41-25-0	50-32-3
TOTAL OFFENSE PLAYS-YARDS	61-312	88-370
Punt Returns-Yards	1-6	2-5
Kickoff Returns-Yards	3-76	6-180
Interception Returns-Yards	3-63	0-0
Punts (Number-Avg)	5-39.0	2-38.0
Fumbles-Lost	0-0	1-1
Penalties-Yards	6-66	8-65
Possession Time	22:29	37:31
Third-Down Conversions	4-13	9-21
Fourth-Down Conversions	0-1	2-4
Penalties-Yards	7-59	2-6
Possession Time	32:34	27:26
Third-Down Conversions	5-17	2-15
Fourth-Down Conversions	1-1	0-1

Individual Statistics

Rushing

OKST-Hunter, Kendall 10-32;
 Smith, Jeremy 5-16; Cooper, Josh 1-15; Bowling, Bo 1-9; Randle, Joseph 2-2; TEAM 1-minus 2.

Arizona-Grigsby, N. 16-59; Nwoko, G. 11-36; Antolin, K. 1-1; Criner, J. 1-1; Foles, N. 9-minus 7.

Passing


OKST-Weeden, Brandon 25-41-0-240.

Arizona-Foles, N. 32-50-3-280.

Receiving:

OKST-Blackmon, J. 9-117; Cooper, Josh 7-53; Bowling, Bo 3-35; Randle, Joseph 2-28; Moore, Tracy 2-13; Smith, Jeremy 1-minus 1; Hunter, Kendall 1-minus 5.

Arizona-Criner, J. 9-47; Douglas, D. 6-91; Morrison, R. 6-66; Grigsby, N. 4-26; Roberts, D. 2-19; Nwoko, G. 2-11; Miller, T. 2-5; Cobb, T. 1-15.



2012 Gildan New Mexico Bowl

Arizona 49, Nevada 48
Dec. 20, 2012 // Albuquerque, N.M.

ALBUQUERQUE, N.M. - With a last-minute touchdown and a successful onside kick recovery, Arizona football pulled out a victory over Nevada, 49-48, at the Gildan New Mexico in Albuquerque, N.M. Saturday's game ties the largest comeback in UA history (21 points). Senior quarterback Matt Scott was named Offensive MVP and junior linebacker Marquis Flowers was named Defensive MVP.

Nevada took a 48-35 lead with 1:48 to play. Arizona answered back with a two-yard Scott touchdown pass to sophomore Austin Hill with a good point after attempt to cut the score to 48-42 with 0:46 to play. Senior John Bonano converted a perfect onside kick attempt with the recovery from Flowers. The Wildcats went on to score the winning touchdown on a two-yard pass to sophomore Tyler Slavin from Scott with 0:19 to play. Flowers then immediately secured the victory with an interception on Nevada's final offensive possession.

Sophomore Ka'Deem Carey ran for 172 yards on 28 carries and three touchdowns. He now tallies 1,929 yards on the season, to continue to lead the nation in rushing. Carey is now UA's school record holder for rushing TDs in season with 23, including his three against Nevada on Saturday. He also set the Arizona bowl game record of rushing yards in a game (172). The previous bowl game record was 142 yards by Chuck Levy against Miami in the 1994 Fiesta Bowl.

In his final game as a Wildcat, Scott threw for 382 yards and three TDs on 28-of-47 pass attempts with two interceptions. He also rushed for 21 yards on six carries and one touchdown. Hill led the UA receivers with eight catches for 175 yards and two touchdowns. Saturday's game marks his fifth 100-yard performance of the season and the sixth of his career.

True freshman linebacker C.J. Dozier paced the defense with 15 tackles, nine solo and six assisted. Junior Shaquille Richardson collected his first pick of the season and the seventh of his career. Junior Jake Fischer recovered his fourth fumble of the season against the Wolf Pack. Flowers also recorded 10 tackles. UA had five true freshmen playing on defense during various points of the game: Keoni Bush-Loo, Dozier, Vince Miles, William Parks and Wayne Capers Jr.

Individual Statistics

Rushing

NEV-JEFFERSON, S. 34-180; FAJARDO, Cody 22-140; HALE, Nick 14-73; BRADLEY, Aaron 1-11; WIMBERLY, B. 2-minus 1.
 ARIZ-Carey, K. 28-172; Scott, M. 6-21; Jenkins, D. 1-6; Team 1-minus 3.

Passing

NEV-FAJARDO, Cody 22-31-2-256; COMBS, Devin 0-1-0-0.
 ARIZ-Scott, M. 28-47-2-382.

Receiving:

NEV-WIMBERLY, B. 7-57; TURNER, Richy 6-96; BRADLEY, Aaron 3-34; SUDFELD, Zach 2-45; BROCK, Kendall 2-7; HUBER, Joseph 1-13; HALE, Nick 1-4.
 ARIZ-Hill, A. 8-175; Wharton, G. 6-70; Richards, D. 5-53; Slavin, T. 4-37; Carey, K. 3-15; Buckner, D. 2-32.

Score by Quarters

Team	Q1	Q2	Q3	Q4	Final
NEV	21	10	14	3	48
ARIZ	7	21	0	21	49

Scoring Plays

NEV - Jefferson, S. 16 yd run (Hardison, Allen kick)
 NEV - Sudfeld, Zach 17 yd pass from Fajardo, Cody (Hardison, Allen kick)
 NEV - Sudfeld, Zach 28 yd pass from Fajardo, Cody (Hardison, Allen kick)
 ARIZ - Carey, K. 21 yd run (Bonano, J. kick)
 ARIZ - Scott, M. 1 yd run (Bonano, J. kick)
 ARIZ - Carey, K. 1 yd run (Bonano, J. kick)
 NEV - Jefferson, S. 14 yd run (Hardison Allen kick)
 ARIZ - Carey, K. 9 yd run (Bonano, J. kick)
 NEV - Hardison, Allen 27 yd field goal
 NEV - Turner, Richy 33 yd pass from Fajardo, Cody (HARDISON, Allen kick)
 NEV - Fajardo, Cody 1 yd run (Hardison, Allen kick)
 ARIZ - Hill, A. 63 yd pass from Scott, M. (Bonano, J. kick)
 NEV - Hardison, Allen 25 yd field goal, 10-30
 ARIZ - Hill 2 yd pass from Scott, M. (Bonano, J. kick)
 ARIZ - Slavin 2 yd pass from Scott (Bonano, J. kick)

Category	NEV	ARIZ
Score	48	49
FIRST DOWNS	39	31
RUSHES-YARDS (NET)	73-403	36-196
PASSING YDS (NET)	256	382
Passes Att-Comp-Int	32-22-2	47-28-2
TOTAL OFFENSE PLAYS-YARDS	105-659	83-578
Punt Returns-Yards	2-13	1-24
Kickoff Returns-Yards	3-56	4-106
Interception Returns-Yards	2-29	2-28
Punts (Number-Avg)	3-49.3	4-40.2
Fumbles-Lost	4-2	2-1
Penalties-Yards	8-77	4-23
Possession Time	39:10	20:50
Third-Down Conversions	8-16	4-11
Fourth-Down Conversions	3-3	2-3

Penalties-Yards	7-59	2-6
Possession Time	32:34	27:26
Third-Down Conversions	5-17	2-15
Fourth-Down Conversions	1-1	0-1

2013 AdvoCare V100 Bowl

**Arizona 42, Boston College 19
Dec., 2013 // Shreveport, La.**

SHREVEPORT, La. - Arizona football defeated Boston College, 42-19, in the AdvoCare V100 Bowl Game in record-breaking fashion, Monday, at Independence Stadium. Senior quarterback B.J. Denker was named Offensive MVP and sophomore William Parks was named Defensive MVP.

The victory gave UA eight wins for a second-consecutive year, marking the first back-to-back eight-win seasons since 2008-09. Along with bowl game records, multiple school records were also broken for the Wildcats.

The six Wildcat touchdowns tied the Bowl record for most touchdowns. The Wildcats also recorded the most first downs in the bowl's history with 49.

The Wildcats' offensive clinic was led by Denker's 275 passing yards. True freshman Nate Phillips had 193 receiving yards and recorded the first 100-yard receiving game for Arizona on the season. He also broke the school record for most receiving yards in a bowl game as well as most receiving yards in a game by a freshman in school history.

Ka'Deem Carey finished off his junior season with 16-straight 100-plus yard games with his 169-yard performance. As well, he has officially become the all-time all-purpose leader in yardage. Prior to Carey, the record was 5,392 yards, held by Dennis Northcutt.

On defense, the Wildcats held the Eagles to just two touchdowns and two field goals. Jake Fischer tied his career-high tackles with 14.

Team	Q1	Q2	Q3	Q4	Final
ARIZ	7	14	14	7	42
BC	3	3	0	13	19

Scoring Plays

ARIZ - Carey, K. 2 yd run (Smith, J. kick)
 BC - Freese, N. 32 yd field goal
 BC - Freese, N. 41 yd field goal
 ARIZ - Parks, W. 69 yd INT return (Smith, J. kick)
 ARIZ - Griffey, T. 26 yd pass from Denker, B. (Smith, J. kick)
 ARIZ - Carey, K. 5 yd run (Smith, J. kick)
 ARIZ - Denker, B. 14 yd run (Smith, J. kick)
 ARIZ - Griffey, T. 3 yd pass from Denker, B. (Smith, J. kick)
 BC - Williams, A. 4 yd run (Rettig, C. rush failed)
 BC - Rouse, T. 6 yd run (Freese, N. kick)

Category	ARIZ	BC
Score	42	19
FIRST DOWNS	28	20
RUSHES-YARDS (NET)	49-254	45-145
PASSING YDS (NET)	275	206
Passes Att-Comp-Int	24-17-0	28-17-2
TOTAL OFFENSE PLAYS-YARDS	73-529	73-351
Punt Returns-Yards	1-0	0-0
Kickoff Returns-Yards	3-67	3-59
Interception Returns-Yards	2-69	0-0
Punts (Number-Avg)	2-31.5	5-38.4
Fumbles-Lost	2-2	0-0
Penalties-Yards	2-23	5-55
Possession Time	24:50	35:10
Third-Down Conversions	7-12	8-17
Fourth-Down Conversions	1-2	0-0

Individual Statistics

Rushing

Arizona-Carey, K. 27-169; Denker, B. 14-51; Jenkins, D. 7-34; Team 1-0.

Boston College-Williams, A. 26-75; Rouse, T. 6-54; Willis, M. 5-25; Bordner, J. 1-4; Amidon, A. 1-minus 4; Rettig, C. 6-minus 9.

Passing

Arizona-Denker, B. 17-24-0-275.

Boston College-Rettig, C. 16-26-2-191; Bordner, J. 1-2-0-15.

Receiving:

Arizona-Phillips, N. 9-193; Griffey, T. 3-41; Grant, S. 2-18; Miller, T. 1-11; Jackson, J. 1-11; Wharton, G. 1-1.

Boston College-Amidon, A. 10-129; Sinkovec, J. 2-15; Wolford, B. 1-15; Parsons, C. 1-15; Jay, J. 1-14; Naples, M. 1-9; Jackson, H. 1-9.



Team	Q1	Q2	Q3	Q4	Final
BSU	21	10	7	0	38
ARIZ	7	10	10	3	30

Scoring Plays

BSU - Ajayi, Jay 56 yd run (Goodale, Dan kick)
 BSU - Anderson, Chaz 57 yd pass from Hedrick, Grant (Goodale, Dan kick)
 BSU - Ajayi, Jay 16 yd run (Goodale, Dan kick)
 ARIZ - Solomon, Anu 1 yd run (Skowron, Casey kick)
 BSU - Ajayi, Jay 1 yd run (Goodale, Dan kick)
 ARIZ - Wilson, Nick 1 yd run (Skowron, Casey kick)
 ARIZ - Skowron, Casey 42 yd field goal
 BSU - GOODALE, Dan 36 yd field goal
 ARIZ - Skowron, Casey 24 yd field goal
 BSU - Deayon, Donte 16 yd interception return (Goodale, Dan kick)
 ARIZ - Grant, Samajie 51 yd pass from Solomon, Anu (Skowron, Casey kick)
 ARIZ - Skowron, Casey 32 yd field goal

Category	BSU	ARIZ
Score	38	30
FIRST DOWNS	22	29
RUSHES-YARDS (NET)	34-162	56-157
PASSING YDS (NET)	309	335
Passes Att-Comp-Int	35-24-1	50-28-2
TOTAL OFFENSE PLAYS-YARDS	69-471	106-492
Punt Returns-Yards	4-11	1-2
Kickoff Returns-Yards	6-92	5-107
Interception Returns-Yards	2-35	1-31
Punts (Number-Avg)	9-47.6	7-43.1
Fumbles-Lost	2-1	0-0
Penalties-Yards	6-72	6-55
Possession Time	29:01	30:59
Third-Down Conversions	5-14	7-22
Fourth-Down Conversions	0-0	2-3

Individual Statistics

Rushing

Boise State-Ajayi, Jay 22-134; Hedrick, Grant 8-29; McNichols, J. 2-4; Williams-Rhodes 2-minus 5.

Arizona-Wilson, Nick 19-86; Jones-Grigsby, Ter. 14-39; Solomon, Anu 23-32.

2014 VIZIO Fiesta Bowl

**Boise State 38, Arizona 30
Dec. 31, 2014 // Glendale, Ariz.**

GLENDALE, Ariz. - No. 21 Boise State was able to hold off another Arizona miraculous comeback as it won the VIZIO Fiesta Bowl, 38-30, in dramatic fashion.

Boise State quarterback Grant Hedrick finished the game 24-of-34 for 309 yards, a touchdown and an interception. He also added 29 yards on the ground. Hedrick completed 17-of-18 passes in the first half for 272 yards, while completing his first 14 of the game.

Hedrick's main target and Offensive Player of the Game Thomas Sperbeck had a big game himself, hauling in 12 catches for 199 yards. Running back Jay Ajayi also had a phenomenal game, tallying 22 carries for 134 yards and three touchdowns.

Defensive Player of the Game Tanner Vallejo finished with 14 total tackles for the Broncos. He added 1.5 sacks as well.

For Arizona, quarterback Anu Solomon finished the game 28-of-49 for 335 yards, a touchdown and two interceptions, while rushing for 32 yards and a score, as well. Receiver Cayleb Jones hauled in eight receptions for 117 yards, and Samajie Grant added 69 yards and a touchdown. Running back Nick Wilson carried the ball 19 times for 86 yards and a touchdown.

Both Tra'Mayne Bondurant and Scooby Wright III had good days on the defensive end for the Wildcats. Bondurant finished with 11 total tackles, two for loss, one sack, one forced fumble and a fumble recovery. Wright added 10 tackles of his own and two for a loss, as well.

Boise State got off to a quick start on their first possession after a 56-yard touchdown run by Ajayi, capping a four-play, 78-yard drive, which took 1:42.

Passing

Boise State-Hedrick, Grant 24-34-1-309; Sperbeck, T. 0-1-0-0.
 Arizona-Solomon, Anu 28-49-2-335; Team 0-1-0-0.

Receiving:

Boise State-Sperbeck, T. 12-199; AJayi, Jay 5-minus 1; Anderson, Chaz 3-80; ROH, Jake 2-9; Ware, Troy 1-17; Huff, Holden 1-5.

Arizona-Jones, Cayleb 8-117; Griffey, Trey 6-66; Grant, Samajie 4-69; Jones-Grigsby, Ter. 4-40; Hill, Austin 4-30; Neal, DaVonte' 1-7; Johnson, Tyrell 1-6.



2015 New Mexico Bowl

Arizona 45, New Mexico 37
Dec. 19, 2015 // Albuquerque, N.M.

ALBUQUERQUE, N.M. - Quarterback Anu Solomon and All-America linebacker Scooby Wright III returned from injuries to help Arizona (7-6) hold off pesky New Mexico 45-37 in a wild New Mexico Bowl.

Solomon threw for two touchdowns and rushed for another score against New Mexico (7-6) in a game that saw New Mexico surge late after being down as many as 18 points. Wright had two sacks and 11 solo tackles.

After the game, Wright announced he would enter the NFL draft.

Arizona's high-temp offense needed only 19:08 minutes of possession time to overwhelm New Mexico in the Lobos' first bowl appearance since 2007.

Jared Baker ran for 107 yards and three touchdowns, and Cayleb Jones had 182 yards receiving and a touchdown.

For Arizona, the New Mexico Bowl win comes just a year after Arizona eyed a playoff spot. Rodriguez said a bowl appearance and a victory was just fine for the team.

Meanwhile, New Mexico quarterback Lamar Jordan rushed for three touchdowns and threw a 92-yard touchdown pass to Delane Hart-Johnson before leaving in the third quarter with a knee injury. However, Jordan tossed two key interceptions -- one in Arizona's end zone and another deep in New Mexico territory.

After Jordan's departure, the Lobos then turned to a committee of running backs to get New Mexico back in the game.

Still, Arizona was able to hold star running back Jhurrell Pressley to 75 rushing yards and no touchdowns.

Team	Q1	Q2	Q3	Q4	Final
ARIZ	7	21	14	3	45
UNM	3	14	14	6	37

Scoring Plays

NM - RRoogers, Zack 37 yd field goal
 ARIZ - Jones, Cayleb 78 yd pass from Solomon, Anu (Skowron, Casey kick)
 ARIZ - Baker, Jared 27 yd run (Skowron, Casey kick)
 NM - Jordan, Lamar 31 yd run (Rogers, Zack kick)
 ARIZ - Solomon, Anu 14 yd run (Skowron, Casey kick)
 NM - Hart-Johnson, D 92 yd pass from Jordan, Lamar (Rogers, Zack kick)
 ARIZ - Richards, David 1 yd pass from Solomon, Anu (Skowron, Casey kick)
 ARIZ - Baker, Jared 32 yd run (Skowron, Casey kick)
 NM - Jordan, Lamar 11 yd run (Rogers, Zack kick)
 ARIZ - Baker, Jared 4 yd run (Skowron, Casey kick)
 NM - Jordan, Lamar 3 yd run (Rogers, Zack kick)
 NM - Apodaca, Austin 4 yd run (Gipson rush failed)
 ARIZ - Skowron, Casey 37 yd field goal

Category	ARIZ	UNM
Score	45	37
FIRST DOWNS	19	25
RUSHES-YARDS (NET)	32-174	69-333
PASSING YDS (NET)	329	189
Passes Att-Comp-Int	24-13-1	22-10-3
TOTAL OFFENSE PLAYS-YARDS	56-503	91-522
Punt Returns-Yards	0-0	1-3
Kickoff Returns-Yards	2-72	5-116
Interception Returns-Yards	2-23	1-43
Punts (Number-Avg)	3-53.3	4-43.5
Fumbles-Lost	2-1	2-0
Penalties-Yards	4-30	8-109
Possession Time	19:08	40:52
Third-Down Conversions	2-9	11-19
Fourth-Down Conversions	1-2	1-3

Individual Statistics

Rushing

Arizona-Baker, Jared 12-107; Bradford, Orlando 11-61; Solomon, Anu 6-12; Riggelman, Drew 1-minus 1; TEAM 1-minus 2; Johnson, Tyrell 1-minus 3.

New Mexico-Jordan, Lamar 21-135; Gipson, Teriyon 15-84; Pressley, Jhu. 12-75; McQuarley, R. 8-23; Jones, Ridge 1-20; Chestnut, Daryl 2-7; Jordan, Romell 1-3; Anaya, David 1-2; Rogers, Zack 1-0; Owens, Tyrone 3-minus 2; Apodaca, Austin 3-minus 4; Davis, Chris 1-minus 10.

Passing

Arizona-Solomon, Anu 13-24-1-329.

New Mexico-Apodaca, Austin 7-12-1-79; Jordan, Lamar 3-9-2-110; McQuarley, R. 0-1-0-0.

Receiving:

Arizona-Jones, Cayleb 4-182; Phillips, Nate 3-18; Griffey, Trey 2-64; Richards, David 2-34; Kern, Josh 1-16; Grant, Samajie 1-15.

New Mexico-Gipson, Teriyon 3-27; Gamblin, Dameron 2-27; Hart-Johnson, D 1-92; WHITE, Reece 1-16; Bundy Marquis 1-13; Davis, Chris 1-12; Pressley Jhu. 1-2.

Note: 2017 Foster Farms Bowl summary is listed in 2017 season review section (pg. 61).



Arizona Bowl Game Records

ARIZONA TEAM RECORDS

- Most First Downs**
31, vs. Nevada (2012 NM Bowl)
29, vs. Boise State (2014 Fiesta Bowl)
- Most Rushing Attempts**
59, vs. UNM (1997 Insight.com Bowl)
56, vs. Boise State (2014 Fiesta Bowl)
- Most Yards Rushing**
266, vs. Miami (1994 Fiesta Bowl)
254, vs. B. College (2013 AdvoCare)
- Most Passes Attempted**
50, vs. Boise State (2014 Fiesta Bowl)
50, vs. Oklahoma State (2010 Alamo)
- Most Passes Completed**
32, vs. Oklahoma State (2010 Alamo)
28, vs. Boise State (2014 Fiesta Bowl)
28, vs. Nevada (2012 NM Bowl)
- Most Pass Attempts Intercepted**
8, vs. Auburn (1968 Sun Bowl)
- Most Yards Passing**
382, vs. Nevada (2012 NM Bowl)
335, vs. Boise State (2014 Fiesta Bowl)
329, vs. New Mexico (2015 NM Bowl)
- Most Yards Total Offense**
578, vs. Nevada (2012 NM Bowl)
529, vs. B.College (2013 AdvoCare)

- Most Fumbles**
4, vs. Nebraska (1998 Holiday Bowl)
- Most Fumbles lost**
3, vs. BYU (2008 Las Vegas Bowl)
3, vs. Nebraska (1998 Holiday Bowl)
- Most Punts**
11, vs. Auburn (1968 Sun Bowl)
- Most Penalties**
8, vs. Oklahoma State (2010 Alamo)
8, vs. Baylor (1992 Hancock Bowl)
- Most Penalty Yards**
91, vs. Baylor (1992 Hancock Bowl)
- Most Points 1st Quarter**
14, vs. Purdue (2017 Foster Farms)
9, vs. Miami (1994 Fiesta Bowl)
- Most Points 2nd Quarter**
21, vs. New Mexico (2015 NM Bowl)
21, vs. Nevada (2012 NM Bowl)
- Most Points 3rd Quarter**
17, vs. North Carolina (1986 Aloha)
- Most Points 4th Quarter**
21, vs. Nevada (2012 NM Bowl)
- Most Points**
49, vs. Nevada (2012 NMBowl)
45, vs. New Mexico (2015 NMBowl)

- Fewest Points**
0, vs. Nebraska (2009 Holiday Bowl)
0, vs. Syracuse (1990 Aloha Bowl)
0, vs. Centre (Ky) (1921 Christmas Classic)
- OPPONENT TEAM RECORDS**
- Most First Downs**
39, Nevada (2012 New Mexico Bowl)
27, Purdue (2017 Foster Farms Bowl)
- Most Rushing Attempts**
73, Nevada (2012 New Mexico Bowl)
69, New Mexico (2015 NM Bowl)
68, Georgia (1985 Sun Bowl)
- Most Yards Rushing**
403, Nevada (2012 New Mexico Bowl)
333, New Mexico (2015 NMBowl)
- Most Passes Attempted**
53, Purdue (2017 Foster Farms Bowl)
46, BYU (2008 Las Vegas Bowl)
46, N.C. State (1989 Copper Bowl)
- Most Passes Completed**
33, Purdue (2017 Foster Farms Bowl)
30, BYU (2008 Las Vegas Bowl)
25, Oklahoma St. (2010 Alamo Bowl)
- Most Passes Intercepted**
4, New Mexico (1997 Insight.com)

- Most Yards Passing**
396, Purdue (2017 Foster Farms Bowl)
328, BYU (2008 Las Vegas Bowl)
- Most Yards Total Offense**
659, Nevada (2012 New Mexico Bowl)
555, Purdue (2017 Foster Farms Bowl)
522, New Mexico (2015 NM Bowl)
- Most Fumbles**
5, North Carolina (1986 Aloha Bowl)
- Most Fumbles Lost**
5, North Carolina (1986 Aloha Bowl)
- Most Punts**
10, Utah (1994 Freedom Bowl)
10, Miami (2014 Fiesta Bowl)
- Most Penalties**
10, BYU (2008 Las Vegas Bowl)
10, Pittsburgh (1979 Fiesta Bowl)
- Most Penalty Yards**
109, New Mexico (2015 NM Bowl)
94, Utah (1994 Freedom Bowl)
- Most Points 1st Quarter**
21, Boise State (2014 Fiesta Bowl)
21, Nevada (2012 New Mexico Bowl)
- Most Points 2nd Quarter**
17, Purdue (2017 Foster Farms Bowl)
14, New Mexico (2015 NM Bowl)

Most Points 3rd Quarter
 14, New Mexico (2015 NM Bowl)
 14, Nevada (2012 New Mexico Bowl)
 14, Auburn (1968 Sun Bowl)

Most Points 4th Quarter
 14, North Carolina (1986 Sun Bowl)
 14, Syracuse (1990 Aloha Bowl)

Most Points
 48, Nevada (2012 New Mexico Bowl)
 38, Purdue (2017 Foster Farms Bowl)
 38, Boise State (2014 Fiesta Bowl)
 38, Centre (1921 Christmas Classic)

Fewest Points
 0, Miami (1994 Fiesta Bowl)

ARIZONA INDIVIDUAL RECORDS

Most Rushing Attempts
 28, Ka'Deem Carey vs. Nevada (2012 NM Bowl)
 27, Ka'Deem Carey vs. B. College (2013 AdvoCare V100)

Most Rushing Yards
 172, Ka'Deem Carey vs. Nevada (2012 NM Bowl)
 169, Ka'Deem Carey vs B. College (2013 AdvoCare V100)

Most Rushing Touchdowns
 3, Jared Baker vs. New Mexico (2015 NMBowl)
 3, Ka'Deem Carey vs. Nevada (2012 NM Bowl)

Longest Scoring Run
 68, Chuck Levy vs. Miami (1994 Fiesta Bowl)

Most Passes Attempted
 50, Nick Foles vs. Oklahoma State (2010 Alamo)
 49, Anu Solomon vs. Boise State (2014 Fiesta Bowl)

Most Passes Completed
 32, Nick Foles vs. Oklahoma State (2010 Alamo Bowl)
 28, Anu Solomon vs. Boise State (2014 Fiesta Bowl)
 28, Matt Scott vs. Nevada (2012 New Mexico Bowl)

Most Passing Yards
 382, Matt Scott vs. Nevada (2012 New Mexico Bowl)
 335, Anu Solomon vs. Boise State (2014 Fiesta Bowl)
 329, Anu Solomon vs. New Mexico (2015 NM Bowl)

Most Pass Interceptions
 6, Bruce Lee vs. Auburn (1968 Sun Bowl)

Most Passing Touchdowns
 5, Khalil Tate vs. Purdue (2017 Foster Farms Bowl)
 3, Matt Scott vs. Nevada (2012 New Mexico Bowl)

Most Pass Receptions
 9, Nate Phillips vs. B. College (2013 AdvoCare V100)
 9, Juron Criner vs. Oklahoma State (2010 Alamo)
 9, Troy Dickey vs. Baylor (1992 Hancock Bowl)

Most Yards Receiving
 193, Nate Phillips vs. B. College (2013 AdvoCare V100)
 182, Cayleb Jones vs. New Mexico (2015 NM Bowl)
 172, Austin Hill vs. Nevada (2012 New Mexico Bowl)

Most TD Receptions
 2, Tony Ellison vs. Purdue (2017 Foster Farms Bowl)
 2, Trey Griffey vs. B. College (2013 AdvoCare V100)
 2, Austin Hill vs. Nevada (2012 New Mexico Bowl)
 2, Troy Dickey vs. Miami (1994 Fiesta Bowl)

Longest Scoring Reception
 78, Cayleb Jones from Anu Solomon vs. New Mexico (2015 New Mexico Bowl)
 78, Brad Brennan from Keith Smith vs. Nebraska (1998 Holiday Bowl)

Longest TD Punt Return
 none

Longest TD Kickoff Return
 none

Longest TD Interception
 85, Scott Geyer vs. N.C. State (1990 Copper Bowl)
 69, William Parks vs. B. College (2013 AdvoCare V100)

Most Interception Returns
 2, Chris McAlister (1998 Holiday Bowl)
 2, Dave Liggins (1979 Fiesta Bowl)

Longest Field Goal
 52, Jeff Valder vs. North Carolina (1986 Aloha Bowl)
 52, Max Zendejas vs. Georgia (1985 Sun Bowl)

Most Field Goals Attempted
 4, Steve McLaughlin vs. Miami (1994 Fiesta Bowl)

Most Successful Field Goals
 3, Casey Skowron vs. Bouse State (2014 Fiesta Bowl)
 3, Mark McDonald vs. Nebraska (1998 Holiday Bowl)
 3, Steve McLaughlin vs. Miami (1994 Fiesta Bowl)

Most Punts
 9, Jake Glatting vs. Purdue (2017 Foster Farms Bowl)
 9, Keenyn Crier vs. Nebraska (2009 Holiday Bowl)
 9, Ryan Springston vs. N. Mexico (1997 Insight.com)
 9, Matt Peyton vs. Utah (1994 Freedom Bowl)

Best Punting Average
 53.3, Drew Rigggleman vs. N. Mexico (2015 NM Bowl)
 43.1, Drew Rigggleman vs. Boise State (2014 Fiesta)

Most Successful PATs
 7, John Bonano vs. Nevada (2012 New Mexico Bowl)
 6, Casey Skowron vs. New Mexico (2015 NM Bowl)
 6, Jake Smith vs. B. College (2013 AdvoCare V100)

Most Yards Gained Rushing and Receiving
 193, Nate Phillips vs. B. College (2013 AdvoCare V100)
 187, Ka'Deem Carey vs. Nevada (2012 NMBowl)
 182, Cayleb Jones vs. New Mexico (2015 NM Bowl)
 175, Austin Hill vs. Nevada (2012 New Mexico Bowl)

Most Yards Total Offense
 403, Matt Scott vs. Nevada (2012 New Mexico Bowl)
 399, George Malauulu vs. Baylor (1992 Hancock)

Largest Margin of Victory
 29, UA 29 Miami 0 (1994 Fiesta Bowl)

Largest Margin in Defeat
 38, Centre 38 UA 0 (1921 Christmas Classic)

Largest Deficit Overcome
 21, vs. Nevada, second quarter, (2012 NM Bowl)
 17, vs. Nevada, fourth quarter, (2012 NM Bowl)

Quarterback Sacks
 6, vs. Utah (1994 Freedom Bowl)

ARIZONA BOWL MVPs

Year	Bowl	Player, Pos.
1979	Fiesta Bowl	Dave Liggins , S
1985	Sun Bowl	Max Zendejas, PK
1986	Aloha Bowl	Chuck Cecil, S
		Alfred Jenkins, QB
1989	Copper Bowl	Scott Geyer, S
1990	Aloha Bowl	Todd Burden, CB
1992	Sun Bowl	Rob Waldrop, DT
1994	Fiesta Bowl	Tedy Bruschi, DE
		Chuck Levy, TB
1994	Freedom Bowl	Tedy Bruschi, DE
1997	Insight.com Bowl:	Kelvin Eafon, RB
		Jimmy Sprotte, LB
		Trung Canidate, RB
1998	Culligan Holiday Bowl	Keith Smith, QB
2008	Shrine Game Def. MVP	Spencer Larsen
2008	Pioneer Fiesta Bowl	Willie Tuitama, QB
2012	New Mexico Bowl:	Matt Scott, QB
		Marquiss Flowers, LB
2013	AdvoCare V100 Bowl:	B.J. Denker, QB
		William Parks, S
2015	New Mexico Bowl	Anu Solomon, QB
		Scobby Wright III, LB

OPPONENT INDIVIDUAL RECORDS

Most Rushing Attempts
 34, Stephon Jefferson, Nevada (2012 NM Bowl)
 26, Andre Williams, B. College (2013 AdvoCare V100)

Most Rushing yards
 180, Stephon Jefferson, Nevada (2012 NMBowl)
 135, Lamar Jordan, New Mexico (2015 NM Bowl)
 134, Jay Ajayi, Boise State (2014 Fiesta Bowl)

Most Rushing Touchdowns
 3, Lamar Jordan, New Mexico (2015 NM Bowl)
 3, Jay Ajayi, Boise State (2014 Fiesta Bowl)

Longest Scoring Run
 58, Torin Dorn, N.C. (1986 Aloha Bowl)
 56, Jay Ajayi, Boise State (2014 Fiesta Bowl)

Most Passes Attempted
 53, Elijah Sindelar, Purdue (2017 Foster Farms)
 46, Max Hall, BYU (2008 Las Vegas Bowl)
 46, Shane Montgomery, N.C. State (1989 Copper)

Most Passes Completed
 33, Elijah Sindelar, Purdue (2017 Foster Farms)
 30, Max Hall, BYU (2008 Las Vegas Bowl)

Most Yards Passing
 396, Elijah Sindelar, Purdue (2017 Foster Farms)
 328, Max Hall, BYU (2008 Las Vegas Bowl)

Most Pass Interceptions
 4, Graham Leigh, New Mexico (1997 Insight.com)

Most Passing Touchdowns
 4, Elijah Sindelar, Purdue (2017 Foster Farms)

Most Pass Receptions
 14, Greg Phillips, Purdue (2017 Foster Farms)
 12, Thomas Sperbeck, Boise State (2014 Fiesta Bowl)

Most Yards Receiving
 199, Thomas Sperbeck, Boise State (2014 Fiesta)
 166, Melvin Bonner, Baylor (1992 Hancock Bowl)

Most TD Receptions
 2, Greg Phillips, Purdue (2017 Foster Farms)
 2, Justin Blackmon, Oklahoma State (2010 Alamo)
 2, Melvin Bonner, Baylor (1992 Hancock Bowl)

Longest Scoring Reception
 92, Delane Hart-Johnson, N. Mexico (2015 NM Bowl)
 74, Paul Niles from Zac Lee, Neb. (2009 Holiday)
 71, Justin Blackmon, Oklahoma State (2010 Alamo)

Longest TD Punt Return
 none

Longest TD Kickoff Return
 none

Longest TD Interception Return
 32, Buddy McClinton, Auburn (1968 Sun Bowl)

Longest Field Goal
 52, John Riley, Auburn (1968 Sun Bowl)

Most Field Goals Attempted
 4, Alex Henery, Nebraska (2009 Holiday Bowl),

Most Successful Field Goals
 4, Alex Henery, Nebraska (2009 Holiday Bowl)

Most Punts
 10, Jason Jones, Utah (1994 Freedom Bowl)
 10, Mike Crissy, Miami (1994 Fiesta Bowl)

Best Punting Average
 49.5, Sean Wale, Boise State (2014 Fiesta Bowl)
 49.3, Chase Tenpenny, Nevada (2012 NM Bowl)

Most Successful PATs
 5, Dan Goodale, Boise State (2014 Fiesta Bowl)
 4, Zack Rogers, New Mexico (2015 NM Bowl)
 4, John Riley, Auburn (1968 Sun Bowl)

Most Yards Gained Rushing and Receiving
 199, Thomas Sperbeck, Boise State (2014 Fiesta)
 180, Stephon Jefferson, Nevada (2012 NM Bowl)

Most Yards Total Offense
 396, Cody Fajardo, Nevada (2012 New Mexico Bowl)

Season Openers (84-30-5)

Year	Date	Opponent	Result	UA	Opp.	Attend.
2022	Sept. 3	at San Diego State	W	38	20	34,046
2021	Sept. 4	BYU	L	16	24	54,541
2020	Nov. 14	USC	L	30	34	0
2019	Aug. 24	at Hawai'i	L	38	45	22,396
2018	Sept. 1	BYU	L	23	28	51,002
2017	Sept. 2	NAU	W	62	24	43,620
2016	Sept. 3	vs. BYU	L	16	18	50,528
2015	Sept. 3	UTSA	W	42	32	51,111
2014	Aug. 29	UNLV	W	58	13	50,103
2013	Aug. 30	NAU	W	35	0	53,793
2012	Sept. 1	Toledo	W (OT)	24	17	48,670
2011	Sept. 3	NAU	W	41	10	51,761
2010	Sept. 3	at Toledo	W	41	2	25,907
2009	Sept. 5	Central Michigan	W	19	6	51,683
2008	Aug. 31	Idaho	W	70	0	47,511
2007	Sept. 1	at BYU	L	7	20	64,525
2006	Sept. 2	BYU	W	16	13	58,450
2005	Sept. 2	at Utah	L	24	27	45,528
2004	Sept. 4	NAU	W	21	3	49,741
2003	Aug. 30	UTEP	W	42	7	40,264
2002	Aug. 31	NAU	W	37	3	48,446
2001	Aug. 30	at San Diego State	W	23	10	28,366
2000	Sept. 2	at Utah	W	17	3	41,352
1999	Aug. 28	at Penn State	L	7	41	97,168
1998	Sept. 3	at Hawaii	W	27	6	38,745
1997	Sept. 4	at Oregon	L	9	16	38,035
1996	Aug. 31	UTEP	W	23	3	40,388
1995	Sept. 2	Pacific	W	41	9	48,434
1994	Sept. 1	at Georgia Tech	W	19	14	45,112
1993	Sept. 4	UTEP	W	24	6	44,414
1992	Sept. 5	Utah State	W	49	3	37,239
1991	Sept. 7	at Ohio State	L	14	38	92,743
1990	Sept. 8	Illinois	W	28	16	53,330
1989	Sept. 2	Stanford	W	19	3	48,712
1988	Sept. 3	at Oregon State	W	24	13	23,142
1987	Sept. 12	Iowa	L	14	15	57,284
1986	Sept. 6	Houston	W	37	3	52,433
1985	Sept. 7	Toledo	W	23	10	44,691
1984	Sept. 1	Fresno State	L	22	27	43,477
1983	Sept. 3	Oregon State	W	50	6	40,570
1982	Sept. 11	Oregon State	W	38	12	35,599
1981	Sept. 12	UCLA	L	18	35	49,311
1980	Sept. 20	Colorado State	L	13	15	48,511
1979	Sept. 1	Colorado State	W	33	17	50,323
1978	Sept. 9	Kansas State	W	31	0	50,484
1977	Sept. 10	at Auburn	L	10	21	45,500
1976	Sept. 11	Auburn	W	31	19	52,206
1975	Sept. 20	Pacific	W	16	0	37,720
1974	Sept. 14	San Diego State	W	17	10	38,914
1973	Sept. 8	at Colorado State	W	31	0	17,217
1972	Sept. 9	Colorado State	W	17	0	30,000
1971	Sept. 18	vs. Washington State	W	39	28	13,500
1970	Sept. 19	Michigan	L	9	20	80,386
1969	Sept. 20	at Wyoming	L	7	23	20,400
1968	Sept. 21	at Iowa State	W	21	12	21,000
1967	Sept. 16	Wyoming	L	17	36	36,667
1966	Sept. 17	at Iowa	L	20	31	37,550
1965	Sept. 18	at Utah	W	16	9	11,063
1964	Sept. 26	BYU	W	39	6	26,218
1963	Sept. 21	Utah State	L	0	43	25,284
1962	Sept. 22	BYU	W	27	21	24,276
1961	Sept. 23	Colorado State	W	28	6	25,083
1960	Sept. 24	Utah	L	3	13	24,595
1959	Sept. 19	BYU	L	14	18	21,481
1958	Sept. 20	Utah State	W	7	6	
1957	Sept. 21	BYU	T	14	14	
1956	Sept. 15	vs. Montana	W	27	12	
1955	Sept. 17	Colorado State	W	20	7	
1954	Sept. 18	New Mexico State	W	58	0	
1953	Sept. 19	at Utah	L	7	28	
1952	Sept. 20	Hawaii	W	57	7	
1951	Sept. 15	New Mexico State	W	67	13	
1950	Sept. 23	West Texas	L	26	34	
1949	Sept. 24	New Mexico State	W	40	7	
1948	Sept. 25	San Diego State	W	14	6	
1947	Sept. 27	Wyoming	W	27	7	
1946	Sept. 28	ASU	W	67	0	
1945	Oct. 13	NAU	W	52	6	
1942	Sept. 26	New Mexico State	W	53	0	
1941	Sept. 27	at Notre Dame	L	7	38	
1940	Sept. 28	NAU	W	41	0	
1939	Sept. 23	Pomona	W	21	0	
1938	Oct. 1	at SMU	L	7	29	
1937	Oct. 2	ASU	W	20	6	
1936	Sept. 25	BYU	W	32	6	
1935	Sept. 28	ASU	W	26	0	
1934	Sept. 29	San Diego State	W	7	0	

Year	Date	Opponent	Result	UA	Opp.	Attend.
1933	Sept. 30	Occidental	W	18	0	
1932	Sept. 24	vs. Occidental (#)	W	19	0	
1931	Sept. 26	San Diego State (#)	L	0	8	
1930		vs. Cal Tech +	W	26	12	
1929		vs. Occidental +	W	16	7	
1928		at UCLA	T	7	7	
1927		Occidental	T	14	14	
1926		Phoenix J.C.	W	54	0	
1925		ASU	W	13	3	
1924		at USC	L	0	29	
1923		Phoenix Indians	W	48	0	
1922		Phoenix Indians	W	19	0	
1921		Bisbee Legion	W	84	13	
1920		Phoenix Indians	W	51	20	
1919		ASU	W	59	0	
1917		at USC	L	6	31	
1916		at Douglas YMCA	W	16	0	
1915		at Douglas YMCA	W	14	0	
1914		Douglas YMCA	W	21	0	
1913		at New Mexico State	L	6	12	
1912		Tucson High School	W	19	0	
1911		at New Mexico	W	6	0	
1910		Tucson Highschool	W	21	0	
1909		Ft. Hauchuca	W	33	0	
1908		Tucson Indians	W	27	0	
1905		Phoenix Indians	W	34	0	
1904		Tucson Indians	T	0	0	
1903		Tucson Indians	W	28	0	
1902		Tucson Indians	W	17	0	
1901		Tucson Indians	W	22	0	
1900		Tucson Indians	W	34	0	
1899		Tucson Town	T	0	0	

Home Openers (91-22-5)

Year	Date	Opponent	Result	UA	Opp.	Attend.
2022	Sept. 10	Mississippi State	L	17	39	46,275
2021	Sept. 11	San Diego State	L	14	38	39,097
2020	Nov. 14	USC	L	30	34	0
2019	Sept. 7	Northern Arizona	W	65	41	40,741
2018	Sept. 1	BYU	L	23	28	51,002
2017	Sept. 2	NAU	W	62	24	43,620
2016	Sept. 10	Grambling State	W	31	21	45,686
2015	Sept. 3	UTSA	W	42	32	51,111
2014	Aug. 29	UNLV	W	58	13	50,103
2013	Aug. 30	NAU	W	35	0	53,793
2012	Sept. 1	Toledo	W (OT)	24	17	48,670
2011	Sept. 3	NAU	W	41	10	51,761
2010	Sept. 11	The Citadel	W	52	6	54,814
2009	Sept. 5	Central Michigan	W	19	6	51,683
2008	Aug. 31	Idaho	W	70	0	47,511
2007	Sept. 8	NAU	W	45	24	52,638
2006	Sept. 2	BYU	W	16	13	58,450
2005	Sept. 10	NAU	W	31	12	55,728
2004	Sept. 4	NAU	W	21	3	49,741
2003	Aug. 30	UTEP	W	42	7	40,264
2002	Aug. 31	NAU	W	37	3	48,446
2001	Sept. 8	Idaho	W	36	29	44,250
2000	Sept. 9	Ohio State	L	17	27	57,367
1999	Sept. 11	Middle Tennessee	W	34	19	48,573
1998	Sept. 19	Iowa	W	35	11	52,634
1997	Sept. 13	UAB	W	24	10	36,309
1996	Aug. 31	UTEP	W	23	3	40,388
1995	Sept. 2	Pacific	W	41	9	48,434
1994	Sept. 10	New Mexico State	W	19	14	52,899
1993	Sept. 4	UTEP	W	24	6	44,414
1992	Sept. 5	Utah State	W	49	3	37,239
1991	Sept. 14	Stanford	W	28	23	43,055
1990	Sept. 8	Illinois	W	28	16	53,330
1989	Sept. 2	Stanford	W	19	3	48,712
1988	Sept. 10	Texas Tech	W	35	19	46,334
1987	Sept. 12	Iowa	L	14	15	57,284
1986	Sept. 6	Houston	W	37	3	52,433
1985	Sept. 7	Toledo	W	23	10	44,691
1984	Sept. 1	Fresno State	L	22	27	43,477
1983	Sept. 3	Oregon State	W	50	6	40,570
1982	Sept. 11	Oregon State	W	38	12	35,599
1981	Sept. 12	UCLA	L	18	35	49,311
1980	Sept. 20	Colorado State	L	13	15	48,511
1979	Sept. 1	Colorado State	W	33	17	50,323
1978	Sept. 9	Kansas State	W	31	0	50,484
1977	Sept. 17	San Diego State	L	14	21	42,135
1976	Sept. 11	Auburn	W	31	19	52,206
1975	Sept. 20	Pacific	W	16	0	37,720
1974	Sept. 14	San Diego State	W	17	10	38,914
1973	Sept. 22	Indiana	W	26	10	38,643
1972	Sept. 9	Colorado State	W	17	0	30,000
1971	Oct. 2	Texas Tech	L	10	13	31,000
1970	Sept. 26	San Jose State	W	30	29	38,800

Year	Date	Opponent	Result	UA	Opp.	Attend.
1969	Sept. 27	Kansas State	L	27	42	38,750
1968	Oct. 5	Texas- El Paso	W	25	0	37,300
1967	Sept. 16	Wyoming	L	17	36	36,667
1966	Sept. 24	Kansas	L	13	35	33,147
1965	Oct. 9	New Mexico	L	2	24	33,700
1964	Sept. 26	BYU	W	39	6	26,218
1963	Sept. 21	Utah State	L	0	43	25,284
1962	Sept. 22	BYU	W	27	21	24,276
1961	Sept. 23	Colorado State	W	28	6	25,083
1960	Sept. 24	Utah	L	3	13	24,595
1959	Sept. 19	BYU	L	14	18	21,481
1958	Sept. 20	Utah State	W	7	6	
1957	Sept. 21	BYU	T	14	14	
1956	Sept. 22	Wyoming	L	20	26	
1955	Sept. 17	Colorado State	W	20	7	
1954	Sept. 18	New Mexico State	W	58	0	
1953	Oct. 3	New Mexico State	W	46	0	
1952	Sept. 20	Hawaii	W	57	7	
1951	Sept. 15	New Mexico State	W	67	13	
1950	Sept. 23	West Texas	L	26	34	
1949	Sept. 24	New Mexico State	W	40	7	
1948	Sept. 25	San Diego State	W	14	6	
1947	Sept. 27	Wyoming	W	27	7	
1946	Sept. 28	ASU	W	67	0	
1945	Oct. 13	NAU	W	52	6	
1942	Sept. 26	New Mexico State	W	53	0	
1941	Oct. 4	New Mexico State	W	47	0	
1940	Sept. 28	NAU	W	41	0	
1939	Sept. 23	Pomona	W	21	0	
1938	Oct. 8	New Mexico State	L	6	7	
1937	Oct. 2	ASU	W	20	6	
1936	Sept. 25	BYU	W	32	6	
1935	Sept. 28	ASU	W	26	0	
1934	Sept. 29	San Diego State	W	7	0	
1933	Sept. 30	Occidental	W	18	0	
1932	Oct. 1	Loyola	L	6	33	
1931	Sept. 26	San Diego State	L	0	8	
1930		ASU	W	6	0	
1929		Cal Tech	W	35	0	
1928		Pomona	W	13	6	
1927		Occidental	T	14	14	
1926		Phoenix J.C.	W	54	0	
1925		ASU	W	13	3	
1924		New Mexico State	W	7	0	
1923		Phoenix Indians	W	48	0	
1922		Phoenix Indians	W	19	0	
1921		Bisbee Legion	W	84	13	
1920		Phoenix Indians	W	51	20	
1919		ASU	W	59	0	
1917		U.S. Field Artillery	W	41	0	
1916		22nd Infantry (Douglas)	W	29	0	
1915		ASU	W	7	0	
1914		Douglas YMCA	W	21	0	
1913		Phoenix Indians	W	13	0	
1912		Tucson High School	W	19	0	
1911		Tucson High School	T	0	0	
1910		Tucson High School	W	21	0	
1909		Ft. Haachuca	W	33	0	
1908		Tucson Indians	W	27	0	
1905		Phoenix Indian School	W	34	0	
1904		Tucson Indians	T	0	0	
1903		Tucson Indians	W	28	0	
1902		Tucson Indians	W	17	0	
1901		Tucson Indians	W	22	0	
1900		Tucson Indians	W	34	0	
1899		Tucson Town	T	0	0	

Road Openers (48-64-4)

Year	Date	Opponent	Result	UA	Opp.	Attend.
2022	Sept. 3	San Diego State	W	38	20	34,046
2021	Sept. 25	Oregon	L	19	41	50,024
2020	Nov. 21	Washington	L	27	44	253
2019	Aug. 24	Hawai i	L	38	45	22,396
2018	Sept. 8	Houston	L	18	45	32,534
2017	Sept. 15	UTEP	W	63	16	22,133
2016	Oct. 1	UCLA	L	24	45	68,013
2015	Sept. 12	Nevada	W	44	20	24,355
2014	Sept. 4	UTSA	W	26	23	33,472
2013	Sept. 7	UNLV	W	58	13	26,950
2012	Sept. 22	Oregon	L	0	49	58,334
2011	Sept. 8	Oklahoma State	L	14	37	54,654
2010	Sept. 3	Toledo	W	41	2	25,907
2009	Sept. 19	Iowa	L	17	27	70,585
2008	Sept. 13	New Mexico	L	28	36	32,337
2007	Sept. 1	BYU	L	7	20	64,525
2006	Sept. 9	LSU	L	3	45	92,221
2005	Sept. 2	Utah	L	24	27	45,528
2004	Oct. 9	UCLA	W	17	31	57,638

Year	Date	Opponent	Result	UA	Opp.	Attend.
2003	Sept. 20	Purdue	L	7	59	52,310
2002	Sept. 21	Wisconsin	L	10	31	78,582
2001	Aug. 30	San Diego State	W	23	10	28,366
2000	Sept. 2	Utah	W	17	3	41,352
1999	Aug. 28	Penn State	L	7	41	97,168
1998	Sept. 3	Hawaii	W	27	6	38,745
1997	Sept. 4	Oregon	L	9	16	38,035
1996	Sept. 7	Iowa	L	20	21	68,267
1995	Sept. 16	Illinois	L	7	9	57,134
1994	Sept. 1	Georgia Tech	W	19	14	45,112
1993	Sept. 18	Illinois	W	16	14	51,110
1992	Sept. 19	Oregon State	T	14	14	25,107
1991	Sept. 7	Ohio State	L	14	38	92,743
1990	Sept. 15	New Mexico	W	25	10	26,472
1989	Sept. 9	Texas Tech	L	14	24	35,940
1988	Sept. 3	Oregon State	W	24	13	23,142
1987	Sept. 26	UCLA	L	24	34	55,823
1986	Sept. 20	Oregon	W	41	17	28,773
1985	Sept. 21	California	W	23	17	39,500
1984	Sept. 15	Oregon State	W	27	8	25,139
1983	Sept. 17	Washington State	W	45	6	25,000
1982	Oct. 9	UCLA	T	24	24	50,133
1981	Oct. 10	USC	W	13	10	56,315
1980	Sept. 27	California	W	31	24	41,000
1979	Sept. 8	Washington State	W	22	7	26,753
1978	Sept. 23	Texas Tech	L	26	41	41,712
1977	Sept. 10	Auburn	L	10	21	45,500
1976	Sept. 18	UCLA	L	9	37	41,651
1975	Sept. 27	Wyoming	W	14	0	21,720
1974	Sept. 21	Indiana	W	35	20	35,683
1973	Sept. 8	Colorado State	W	31	0	17,217
1972	Sept. 16	Oregon	L	7	34	30,000
1971	Sept. 18	Washington State	W	39	28	13,500
1970	Sept. 19	Michigan	L	9	20	80,386
1969	Sept. 20	Wyoming	L	7	23	20,400
1968	Sept. 21	Iowa State	W	21	12	21,000
1967	Sept. 30	Ohio State	W	14	7	77,468
1966	Sept. 17	Iowa	L	20	31	37,550
1965	Sept. 18	Utah	W	16	9	11,063
1964	Oct. 10	New Mexico	L	7	10	20,844
1963	Oct. 5	Washington State	L	2	7	18,200
1962	Sept. 29	New Mexico	L	25	35	28,171
1961	Sept. 30	Nebraska	T	14	14	34,721
1960	Oct. 8	Colorado	L	16	35	34,152
1959	Sept. 26	West Texas State	W	7	6	8,500
1958	Oct. 4	Tulsa	L	0	34	
1957	Sept. 28	Missouri	L	13	35	
1956	Oct. 13	Texas-El Paso	L	6	28	
1955	Sept. 24	Colorado	L	0	14	
1954	Sept. 25	Utah	W	54	20	
1953	Sept. 19	Utah	L	7	28	
1952	Oct. 4	Utah	W	27	0	
1951	Sept. 29	Oregon	L	21	39	
1950	Sept. 30	Utah	L	14	27	
1949	Oct. 8	Hardin Simmons	L	0	35	
1948	Oct. 2	Utah	L	14	47	
1947	Oct. 11	Hardin Simmons	L	7	35	
1946	Oct. 5	Utah	L	7	14	
1945	Oct. 20	San Diego State	W	46	0	
1942	Oct. 10	ASU	W	23	0	
1941	Sept. 27	Notre Dame	L	7	38	
1940	Oct. 12	Utah	L	0	24	
1939	Sept. 30	Minnesota	L	0	62	
1938	Oct. 1	SMU	L	7	29	
1937	Oct. 16	Texas Tech	L	0	20	
1936	Oct. 3	Utah	L	6	14	
1935	Oct. 5	Centenary	L	7	14	
1934	Oct. 6	Colorado State	W	7	0	
1933	Oct. 7	Loyola (Calif)	L	13	14	
1932	Sept. 24	Occidental #	W	19	0	
1931	Oct. 10	Oklahoma State	L	0	31	
1930		Cal Tech #	W	26	12	
1929		Occidental #	W	16	7	
1928		UCLA	T	7	7	
1927		Texas-El Paso	W	19	6	
1926		New Mexico State	W	7	0	
1925		USC	L	0	56	
1924		USC	L	0	29	
1923		St. Mary's	L	20	22	
1922		USC	L	0	15	
1921		Texas A&M	L	13	17	
1920		Texas-El Paso	W	60	7	
1919		New Mexico State	W	20	0	
1917		USC	L	6	31	
1916		Douglas YMCA	W	16	0	
1915		Douglas YMCA	W	14	0	
1914		Occidental	L	0	14	
1913		New Mexico State	L	6	12	
1912		New Mexico State	L	14	21	

ARIZONA IN DESIGNATED GAMES

Year	Date	Opponent	Result	UA	Opp.	Attend.
1911		New Mexico	W	6	0	
1910		New Mexico	W	1	0	
1909		New Mexico State	W	6	0	
1908		New Mexico	W	10	5	
1905		Tombstone	W	17	0	
1904		Phoenix Highschool	L	0	37	
1903						
1902		Ft. Huachuca @ Naco	W	34	0	
1901		Phoenix Indian School	L	0	13	
1900		Phoenix Indians	L	0	6	
1899					0	

Pac-10/12 Openers (22-23)

Year	Date	Opponent	Result	UA	Opp.	Attend.
2022	Sept. 24	at California	L	31	49	37,216
2021	Sept. 25	Oregon	L	19	41	50,024
2020	Nov. 14	USC	L	30	34	0
2019	Sept. 28	UCLA	W	20	17	38,283
2018	Sept. 22	at Oregon State	W	35	14	33,022
2017	Sept. 22	Utah	L	30	24	36,651
2016	Sept. 24	Washington	L (OT)	28	35	48,747
2015	Sept. 26	UCLA	L	30	56	56,004
2014	Sept. 20	California	W	49	45	45,595
2013	Sept. 28	at Washington	L	13	31	65,815
2012	Sept. 22	at Oregon	L	0	49	58,334
2011	Sept. 17	Stanford	L	10	37	49,636
2010	Sept. 25	California	W	10	9	50,906
2009	Sept. 26	at Oregon State	W	37	32	42,119
2008	Sept. 20	at UCLA	W	31	10	65,434
2007	Sept. 22	at California	L	27	45	56,021
2006	Sept. 23	USC	L	3	20	58,801
2005	Oct. 1	at California	L	0	28	55,944
2004	Oct. 2	Washington State	L	19	20	43,579
2003	Sept. 13	Oregon	L	10	48	40,462
2002	Oct. 5	Oregon	L	14	31	47,356
2001	Sept. 29	Washington State	L	21	48	42,729
2000	Sept. 30	at Stanford	W	27	3	31,165
1999	Sept. 18	Stanford	L	22	50	47,273
1998	Sept. 12	at Stanford	W	31	14	30,096
1997	Sept. 4	at Oregon	L	9	16	38,035
1996	Sept. 21	at Washington	L	17	31	73,414
1995	Sept. 23	USC	L	10	31	58,503
1994	Sept. 24	at Stanford	W	34	10	42,593
1993	Sept. 25	at Oregon State	W	33	0	27,215
1992	Sept. 12	Washington State	L	20	23	39,112
1991	Sept. 14	Stanford	W	28	23	43,055
1990	Sept. 22	Oregon	W	22	17	53,283
1989	Sept. 2	Stanford	W	19	3	48,712
1988	Sept. 3	at Oregon State	W	24	13	23,142
1987	Sept. 26	at UCLA	L	24	34	55,823
1986	Sept. 20	at Oregon	W	41	17	28,773
1985	Sept. 14	Washington State	W	12	7	46,437
1984	Sept. 8	California	W	23	10	41,244
1983	Sept. 3	Oregon State	W	50	6	40,570
1982	Sept. 11	Oregon State	W	38	12	35,999
1981	Sept. 12	UCLA	L	18	35	49,311
1980	Sept. 27	at California	W	31	24	41,000
1979	Sept. 8	at Washington State	W	22	7	26,753
1978	Sept. 16	Oregon State	W	21	7	49,056

Homecoming (60-39-5)

Year	Date	Opponent	Result	UA	Opp.	Attend.
2022	Oct. 29	No. 10 USC	L	37	45	44,006
2021	Nov. 6	California	W	10	3	30,677
2019	Nov. 2	Oregon State	L	38	56	36,939
2018	Oct. 27	Oregon - N	W	44	15	42,845
2017	Oct. 28	Washington State - N	W	58	37	42,822
2016	Oct. 29	Stanford - N	L	10	34	46,740
2015	Oct. 24	Washington State - N	L	42	45	47,847
2014	Nov. 8	Colorado - N	W	38	20	50,177
2013	Nov. 9	UCLA - N	L	26	31	51,531
2012	Nov. 10	Colorado	W	56	31	51,236
2011	Nov. 5	Utah	L	21	34	50,839
2010	Oct. 23	Washington - N	W	44	14	56,244
2009	Nov. 7	Washington State	W	48	7	50,242
2008	Oct. 25	USC - N	L	10	17	57,427
2007	Nov. 3	UCLA	W	34	27	51,727
2006	Nov. 11	California	W	24	20	55,519
2005	Nov. 5	UCLA	W	52	14	55,775
2004	Oct. 30	Oregon State	L	14	28	47,245
2003	Nov. 8	Washington	W	27	22	48,319
2002	Nov. 9	UCLA - N	L	7	37	43,613
2001	Nov. 10	Stanford-N	L	37	51	40,632
2000	Nov. 11	Oregon State	L	9	33	44,109
1999	Nov. 6	Washington	L	25	33	56,614
1998	Nov. 7	Washington State - N	W	41	7	47,761

Year	Date	Opponent	Result	UA	Opp.	Attend.
1997	Nov. 8	Oregon State - N	W	27	7	39,754
1996	Nov. 16	UCLA	W	35	17	47,171
1995	Nov. 11	Oregon - N	L	13	17	53,736
1994	Nov. 5	California - N	W	13	6	58,374
1993	Nov. 6	Oregon - N	W	31	10	57,309
1992	Nov. 7	Washington	W	16	3	#58,510
1991	Nov. 2	Oregon State - N	W	45	21	42,082
1990	Nov. 10	Stanford - N	L	10	23	52,609
1989	Oct. 27	Pacific - N	W	38	14	46,449
1988	Oct. 29	California - N	L	7	10	47,181
1987	Nov. 7	Washington - N	T	21	21	50,021
1986	Nov. 1	USC - N	L	13	20	55,046
1985	Nov. 9	UCLA - N	L	19	24	57,779
1984	Nov. 10	Stanford - N	W	28	14	44,836
1983	Nov. 5	Washington - N	L	22	23	48,808
1982	Nov. 13	USC - N	L	13	20	55,046
1981	Oct. 24	Washington State - N	L	19	34	50,265
1980	Nov. 15	Pacific - N	W	63	35	39,576
1979	Oct. 20	Stanford - N	L	10	30	55,217
1978	Oct. 14	California - N	L	20	33	54,121
1977	Nov. 5	Colorado State - N	L	14	35	41,016
1976	Nov. 6	Wyoming - N	L	24	26	51,809
1975	Oct. 25	New Mexico	L	34	44	35,878
1974	Nov. 9	Colorado state	W	34	21	33,116
1973	Nov. 17	Air Force	L	26	27	39,733
1972	Nov. 11	Brigham Young	W	21	7	26,500
1971	Oct. 30	New Mexico	L	28	34	30,000
1970	Oct. 31	Air Force	L	20	23	36,000
1969	Nov. 15	Utah	W	17	16	23,400
1968	Nov. 2	Washington State	W	28	14	31,400
1967	Nov. 18	Air Force	W	14	10	27,657
1966	Nov. 12	Washington State	W	28	18	23,061
1965	Nov. 13	Air Force	L	7	34	28,391
1964	Nov. 7	Idaho	W	14	7	23,513
1963	Nov. 2	Wyoming	W	15	7	20,195
1962	Nov. 10	Kansas State	W	14	13	20,419
1961	Nov. 18	UTEP	W	48	15	23,356
1960	Nov. 17	Kansas State	W	35	16	20,814
1959	Nov. 21	UTEP	W	14	10	19,062
1958	Nov. 1	West Texas State	W	15	8	14,208
1957	Nov. 23	Marquette	W	17	14	14,349
1956	Oct. 27	Texas Tech - N	L	7	21	20,569
1955	Oct. 22	Oregon - N	L	27	46	21,525
1954	Nov. 6	Texas Tech - N	L	14	28	22,075
1953	Nov. 21	Kansas State - N	T	26	26	15,713
1952	Oct. 25	Hardin-Simmons - N	W	13	12	18,735
1951	Nov. 17	Idaho - N	W	13	7	14,267
1950	Nov. 18	Texas Tech	L	7	39	14,169
1949	Nov. 5	New Mexico	W	46	14	13,606
1948	Nov. 20	Iowa State - N	W	14	7	13,771
1947	Nov. 22	Marquette - N	L	21	39	14,362
1946	Nov. 9	Santa Clara - N	T	21	21	10,001
1942	Oct. 17	Oklahoma State - N	W	20	6	9,729
1941	Nov. 29	Kansas State	W	28	21	
1940	Oct. 19	Centenary - N	W	29	6	10,000
1939	Nov. 4	Centenary - N	W	7	0	
1938	Nov. 19	Marquette - N	W	20	12	
1937	Nov. 20	Kansas	W	9	7	
1936	Nov. 7	New Mexico - N	W	28	0	
1935	Oct. 12	Whittier - N	W	45	0	
1934	Oct. 20	Loyola - N	L	0	6	9,000
1933	Oct. 14	Texas Tech - N	L	0	7	
1932	Oct. 1	Loyola - N	L	6	33	4,200
1931	Oct. 24	Rice - N	L	0	32	4,000
1930	Nov. 1	Pomona	W	20	0	
1929	Oct. 12	Cal Tech	W	35	0	
1928	Nov. 3	New Mexico	T	6	6	
1927	Nov. 19	UCLA	W	16	13	
1926	Nov. 13	Whittier	W	16	6	
1925	Nov. 26	Nevada-Reno	T	0	0	
1924	Nov. 27	California-Davis	W	12	6	
1923	Nov. 29	Santa Clara	W	20	0	
1922	Nov. 11	St. Mary's	W	20	3	
1921	Nov. 24	New Mexico Military	W	110	0	
1920	Nov. 25	Redlands	W	34	0	
1919	Nov. 27	Occidental	W	27	0	
1917	Nov. 29	Whittier	W	45	0	
1916	Nov. 23	New Mexico State	W	73	0	
1915	Nov. 25	Whittier	L	0	27	
1914	Nov. 26	Pomona	W	7	6	

N - night game

Family Weekend (52-35-1)

Year	Date	Opponent	Result	UA	Opp.	Attend.
2022	Oct. 8	No. 12 Oregon	L	22	49	50,800*
2021	Oct. 9	UCLA	L	16	34	43,258
2019	Oct. 12	Washington	L	27	51	47,933
2018	Oct. 6	California	W	24	17	44,253

Year	Date	Opponent	Result	UA	Opp.	Attend.
2017	Oct. 14	UCLA	W	47	30	48,380
2016	Oct. 15	USC	L	14	48	55,463
2015	Oct. 10	Oregon State	W	44	7	52,987
2014	Oct. 11	USC	L	26	28	56,754
2013	Oct. 19	Utah	W	35	24	50,871
2012	Oct. 20	Washington	W	52	17	50,148
2011	Sept. 24	Oregon	L	31	56	56,096
2010	Oct. 9	Oregon State	L	27	29	56,054
2009	Oct. 17	Stanford	W	43	38	53,479
2008	Oct. 4	Washington	W	48	14	55,624
2007	Oct. 20	Stanford	L	20	21	55,270
2006	Oct. 21	Oregon State	L	10	17	57,113
2005	Oct. 15	Stanford	L	16	20	54,216
2004	Oct. 23	California	L	0	38	52,049
2003	Oct. 11	UCLA	L	21	24	44,481
2002	Oct. 26	Washington State	L	13	21	46,462
2001	Oct. 27	USC	L	34	41	46,399
2000	Oct. 14	Washington State	W	53	47 (3OT)	50,350
1999	Oct. 23	Oregon	L	41	44	55,251
1998	Oct. 10	UCLA	L	28	52	58,738
1997	Oct. 18	Washington	L	28	58	50,585
1996	Oct. 26	Oregon State	W	33	7	43,716
1995	Oct. 21	Washington	L	17	31	58,471
1994	Oct. 22	UCLA	W	34	24	58,817
1993	Oct. 16	Stanford	W	27	24	57,799
1992	Oct. 3	UCLA	W	23	3	50,708
1991	Oct. 26	Miami (FLA)	L	9	36	53,349
1990	Oct. 27	Washington State	W	42	34	55,520
1989	Oct. 14	UCLA	W	42	7	51,562
1988	Oct. 15	Washington State	W	45	28	48,287
1987	Oct. 17	Oregon State	W	31	17	48,494
1986	Oct. 18	Oregon State	W	23	12	52,669
1985	Oct. 19	San Jose State	W	41	0	45,361
1984	Nov. 3	Utah State	W	45	10	44,225
1983	Oct. 15	Oregon	L	10	19	45,233
1982	Oct. 23	Pacific	W	55	7	45,800
1981	Oct. 31	UTEP	W	48	15	35,642
1980	Oct. 18	Washington State	L	14	38	47,132
1979	Nov. 17	Oregon State	W	42	18	45,162
1978	Nov. 18	Washington State	W	31	24	49,557
1977	Oct. 22	Utah	W	45	17	43,500
1976	Oct. 9	UTEP	W	63	12	42,177
1975	Oct. 4	Northwestern	W	41	6	38,501
1974	Oct. 26	BYU	L	13	37	34,116
1973	Oct. 20	Texas Tech	W	17	13	40,172
1972	Oct. 28	UTEP	W	45	22	28,000
1971	Oct. 16	UCLA	L	12	28	37,500
1970	Oct. 3	Iowa	W	17	10	37,500
1969	Oct. 18	UTEP	W	26	10	30,000
1968	Oct. 19	BYU	W	19	3	37,650
1967	Oct. 28	Indiana	L	7	42	33,566
1966	Oct. 29	BYU	L	14	16	24,420
1965	Oct. 23	San Jose State	L	7	13	28,832
1964	Oct. 24	Wyoming	W	15	7	27,383
1963	Oct. 12	UTEP	W	13	7	24,902
1962	Oct. 13	Air Force	L	6	20	26,631
1961	Oct. 7	Hardin-Simmons	W	53	7	24,453
1960	Oct. 15	Tulsa	L	16	17	23,525
1959	Oct. 24	Colorado	L	9	18	20,076
1958	Oct. 11	Colorado	L	12	65	
1957	Nov. 2	West Texas State	L	20	21	
1956	Oct. 6	Utah State	L	7	12	
1955	Oct. 8	West Texas State	T	20	20	
1954	Oct. 16	Idaho	W	35	13	
1953	Oct. 10	New Mexico	W	20	0	
1952	Oct. 11	Colorado	L	19	34	
1951	Oct. 6	West Texas State	W	28	13	
1950	Oct. 28	Denver	W	19	14	
1949	Oct. 15	UTEP	L	0	28	
1948	Oct. 23	Texas Tech	L	0	31	
1947	Oct. 25	New Mexico	W	22	12	
1946	Oct. 19	Pacific	W	47	13	
1945	Nov. 17	San Diego State	W	28	0	
1941	Oct. 11	Nevada-Reno	W	26	7	
1940	Oct. 5	New Mexico State	W	41	0	
1939	Nov. 18	Pacific	W	12	7	
1938	Oct. 29	New Mexico	L	7	20	
1937	Oct. 30	New Mexico State	W	27	12	
1936	Oct. 24	New Mexico State	W	28	7	
1935	Oct. 26	New Mexico State	W	9	6	
1934	Nov. 3	New Mexico	W	14	6	
1933	Nov. 4	NAU	W	24	0	
1932	Oct. 21	ASU	W	26	6	
1931	Nov. 7	NAU	W	19	12	
1930	Nov. 15	New Mexico	W	33	0	
1929	Oct. 25	New Mexico State	W	28	0	

*Sellout

Future Non-Conference Schedules

Below are future Arizona football non-conference games with finalized contracts between the respective schools dating through the 2033 season. Dates and locations of games remain subject to change in certain cases at the discretion of television partners of the Pac-12 Conference and/or the opposing host institutions' conference or other media rights holders.

Pac-12 Conference schedules are typically announced no later than January of the upcoming season. In the case of Arizona, the Wildcats are scheduled to play five (5) Pac-12 games at Arizona Stadium in even-numbered seasons, with four (4) games on the road. For odd-numbered years, Arizona will play four (4) home conference games with five (5) road contests.

**Due to Arizona's move to the Big 12 beginning with the 2024 football season, future non-conference schedules may be affected.

2024	Opponent	Location
Aug. 31	New Mexico	Tucson, Ariz.
Sept. 7	Northern Arizona	Tucson, Ariz.
Sept. 14	at Kansas State**	Manhattan, Kan.

2025	Opponent	Location
Aug. 30	Hawai'i *	Tucson, Ariz.
Sept. 6	Weber State	Tucson, Ariz.
Sept. 13	Kansas State**	Tucson, Ariz.

2026	Opponent	Location
Sept. 5	Northern Arizona	Tucson, Ariz.
Sept. 12	at BYU**	Provo, Utah
Sept. 19	TBA	TBA

2027	Opponent	Location
Sept. 4	at Colorado State	Fort Collins, Colo.
Sept. 11	BYU**	Tucson, Ariz.
Sept. 18	TBA	TBA

2028	Opponent	Location
Sept. 2	Colorado State	Tucson, Ariz.
Sept. 9	TBA	TBA
Sept. 16	at Nebraska	Lincoln, Neb.

2029	Opponent	Location
Aug. 25	at Hawai'i*	Honolulu, Hawai'i
Sept. 8	Virginia Tech	Tucson, Ariz.
Sept. 15	Air Force	Tucson, Ariz.

2030	Opponent	Location
Aug. 30	at Virginia Tech	Blacksburg, Va.
Sept. 7	Northern Arizona	Tucson, Ariz.
Sept. 14	Wyoming	Tucson, Ariz.

2031	Opponent	Location
Aug. 30	Northern Arizona	Tucson, Ariz.
Sept. 6	at Air Force	ASAFA, Colo.
Sept. 13	Nebraska	Tucson, Ariz.

2032	Opponent	Location
Sept. 4	at Alabama	Tuscaloosa, Ala.
Sept. 11	Northern Arizona	Tucson, Ariz.
Sept. 18	TBA	TBA

2033	Opponent	Location
Sept. 3	Alabama	Tucson, Ariz.
Sept. 10	Northern Arizona	Tucson, Ariz.
Sept. 17	at Wyoming	Laramie, Wyo.

* Years in which Arizona plays at Hawai'i, the Wildcats have the option to play a 13th regular season game or utilize an extra bye week.

Northern Arizona (15-2)

Saturday, Sept. 2 // Tucson, Ariz.

Date	ARIZ	NAU	Location	
Nov. 7, 1931	W	19	12	Flagstaff
Oct. 29, 1932	L	6	7	Phoenix
Nov. 4, 1933	W	24	0	Tucson
Sept. 28, 1940	W	41	0	Tucson
Nov. 8, 1941	W	41	0	Tucson
Oct. 13, 1945	W	52	6	Tucson
Aug. 31, 2002	W	37	3	Tucson
Sept. 4, 2004	W	21	3	Tucson
Sept. 10, 2005	W	31	12	Tucson
Sept. 8, 2007	W	45	24	Tucson
Sept. 12, 2009	W	34	17	Tucson
Sept. 3, 2011	W	41	10	Tucson
Aug. 30, 2013	W	35	0	Tucson
Sept. 19, 2015	W	77	13	Tucson
Sept. 2, 2017	W	62	24	Tucson
Sept. 7, 2019	W	65	41	Tucson
Sept. 21, 2021	L	19	21	Tucson

All-Time	15-2	650	193
in Tucson	14-1	625	175
in Flagstaff	1-0	19	12
in Phoenix	0-1	6	7

Streaks & Superlatives

Last 5	UA leads, 4-1
Last 10	UA leads, 9-1
Current Streak	NAU won last meeting
Longest UA Win Streak	14 games (1933-2021)
Longest NAU Win Streak	1 game (2021)
UA Most Points	77-13 (2015)
NAU Most Points	41-65 (2019)
Biggest UA Win	77-13 (2015)
Biggest NAU Win	21-19 (2021)
Last UA Home Win	65-41 (2019)
Last UA Road Win	19-12 (1931)
Last NAU Home Win	N/A
Last NAU Road Win	21-19 (2021)

Mississippi State (0-1)

Saturday, Sept. 9 // Starkville, Miss.

Date	ARIZ	MSU	Location
Sept. 10, 2022	17	39	Tucson

All-Time	0-1	17	39
in Tucson	0-1	17	39
in Starkville	0-0	0	0

Streaks & Superlatives

Last 5	MSU leads, 1-0
Last 10	MSU leads, 1-0
Current Streak	MSU leads 1-0
Longest UA Win Streak	TBD
Longest MSU Win Streak	1 game
UA Most Points	17
MSU Most Points	39
Biggest UA Win	TBD
Biggest MSU Win	39-17 (2022)
Last UA Home Win	N/A
Last UA Road Win	N/A
Last MSU Home Win	N/A
Last MSU Road Win	39-17 (2022)

UTEP (39-11-2)

Saturday, Sept. 16 // Tucson, Ariz.

Date	ARIZ	UTEP	Location	
Nov. 4, 1916	W	41	0	Tucson
Nov. 24, 1919	W	46	0	Tucson
Oct. 30, 1920	W	60	7	El Paso
Nov. 5, 1921	W	74	0	Tucson
Sept. 30, 1922	W	18	0	El Paso
Oct. 20, 1923	W	12	7	Tucson
Oct. 6, 1927	W	19	6	El Paso
Oct. 27, 1928	W	12	6	El Paso
Oct. 19, 1929	W	19	0	Tucson
Nov. 8, 1930	T	0	0	El Paso
Nov. 12, 1938	L	14	26	Tucson
Nov. 11, 1939	L	6	14	El Paso
Nov. 3, 1940	W	20	13	El Paso
Nov. 1, 1941	W	33	14	Tucson
Nov. 14, 1942	W	19	7	El Paso
Oct. 12, 1946	W	27	13	Tucson
Oct. 18, 1947	W	14	13	El Paso
Nov. 13, 1948	L	14	25	Tucson
Oct. 15, 1949	L	0	28	Tucson
Oct. 14, 1950	L	13	14	El Paso
Oct. 13, 1951	W	19	15	Tucson
Nov. 15, 1952	W	55	7	El Paso
Nov. 14, 1953	L	20	28	Tucson
Nov. 13, 1954	L	21	41	El Paso
Oct. 15, 1955	L	0	29	Tucson
Oct. 13, 1956	L	6	28	El Paso
Nov. 16, 1957	L	14	51	Tucson
Nov. 15, 1958	W	14	12	El Paso
Nov. 21, 1959	W	14	10	Tucson
Nov. 12, 1960	W	28	14	El Paso
Nov. 18, 1961	W	48	15	Tucson
Nov. 17, 1962	W	7	0	El Paso
Oct. 12, 1963	W	13	7	Tucson
Nov. 14, 1964	W	14	0	El Paso
Nov. 6, 1965	W	10	3	Tucson
Oct. 14, 1967	T	9	9	Tucson
Oct. 5, 1968	W	25	0	Tucson
Oct. 18, 1969	W	26	10	Tucson
Nov. 14, 1970	L	17	33	El Paso
Sept. 25, 1971	W	14	6	El Paso
Oct. 28, 1972	W	45	22	Tucson
Nov. 3, 1973	W	35	18	El Paso
Oct. 5, 1974	W	42	13	Tucson
Oct. 11, 1975	W	36	0	El Paso
Oct. 9, 1976	W	63	12	Tucson
Nov. 19, 1977	W	41	24	El Paso
Oct. 31, 1981	W	48	15	Tucson
Sept. 4, 1993	W	24	6	Tucson
Aug. 31, 1996	W	23	3	Tucson
Oct. 16, 1999	W	34	21	Tucson
Aug. 30, 2003	W	42	7	Tucson
Sept. 15, 2017	W	63	16	El Paso

All-Time	39-11-2	1331	668
in Tucson	22-6-1	799	389
in El Paso	17-5-1	532	279

Streaks & Superlatives

Last 5	UA leads, 5-0
Last 10	UA leads, 10-0
Current Streak	UA won 13 straight
Longest UA Win Streak	13 games (1971-current)
Longest UTEP Win Streak	5 games (1953-57)
UA Most Points	74-0 (1921)
UTEP Most Points	51-14 (1957)
Biggest UA Win	74-0 (1921)
Biggest UTEP Win	51-14 (1957)
Last UA Home Win	42-7 (2003)
Last UA Road Win	63-16 (2017)
Last UTEP Home Win	33-17 (1970)
Last UTEP Road Win	51-14 (1957)

Stanford (14-17)

Saturday, Sept. 23 // Stanford, Calif.

Date	ARIZ	STAN	Location	
Oct. 20, 1979	L	10	30	Stanford
Oct. 3, 1981	W	17	13	Tucson
Nov. 6, 1982	W	41	27	Stanford
Oct. 22, 1983	L	22	31	Stanford
Nov. 10, 1984	W	28	14	Tucson
Oct. 26, 1985	L	17	28	Stanford
Nov. 30, 1986	L	24	29	Tokyo, Japan
Oct. 31, 1987	W	23	13	Stanford
Sept. 2, 1989	W	19	3	Tucson
Nov. 10, 1990	L	10	23	Tucson
Sept. 14, 1991	W	28	23	Tucson
Oct. 17, 1992	W	21	6	Stanford
Oct. 16, 1993	W	27	24	Tucson
Sept. 24, 1994	W	34	10	Stanford
Oct. 11, 1997	W	28	22	Tucson
Sept. 12, 1998	W	31	14	Stanford
Sept. 18, 1999	L	22	50	Tucson
Sept. 30, 2000	W	27	3	Stanford
Nov. 10, 2001	L	37	51	Tucson
Oct. 19, 2002	L	6	16	Stanford
Oct. 15, 2005	L	16	20	Tucson
Oct. 14, 2006	W	20	7	Stanford
Oct. 20, 2007	L	20	21	Tucson
Oct. 11, 2008	L	23	24	Stanford
Oct. 17, 2009	W	43	38	Tucson
Nov. 6, 2010	L	17	42	Stanford
Sept. 17, 2011	L	10	37	Tucson
Oct. 6, 2012	L (OT)	48	54	Stanford
Oct. 3, 2015	L	17	55	Stanford
Oct. 29, 2016	L	10	34	Tucson
Oct. 26, 2019	L	31	41	Stanford

All-Time	14-17	727	803
in Tucson	7-7	315	373
in Stanford	7-9	388	401
in Tokyo	0-1	24	29

Streaks & Superlatives

Last 5	STAN leads, 5-0
Last 10	STAN leads, 8-2
Current Streak	STAN won last 6
Longest UA Win Streak	6 games (1991-1998)
Longest STAN Win Streak	6 games (2010-current)
UA Most Points	48-54 (2012)
STAN Most Points	55-17 (2015)
Biggest UA Win	24, twice (last in 2000)
Biggest STAN Win	55-17 (2015)
Last UA Home Win	43-38 (2009)
Last UA Road Win	20-7 (2006)
Last STAN Home Win	41-31 (2019)
Last STAN Road Win	34-10 (2016)

Washington (11-25-1)

Saturday, Sept. 30 // Tucson, Ariz.

Date	ARIZ	WASH	Location	
Nov. 4, 1978	L	21	31	Seattle
Nov. 8, 1980	L	22	45	Seattle
Sept. 18, 1982	L	13	25	Tucson
Nov. 5, 1983	L	22	23	Tucson
Oct. 27, 1984	L	12	28	Seattle
Nov. 7, 1987	T	21	21	Tucson
Nov. 5, 1988	W	16	13	Seattle
Sept. 23, 1989	W	20	17	Tucson
Nov. 3, 1990	L	10	54	Seattle
Oct. 5, 1991	L	0	54	Seattle
Nov. 7, 1992	W	16	3	Tucson
Oct. 21, 1995	L	17	31	Tucson
Sept. 21, 1996	L	17	31	Seattle
Oct. 18, 1997	L	28	58	Tucson
Oct. 3, 1998	W	31	28	Seattle
Nov. 6, 1999	L	25	33	Tucson
Nov. 4, 2000	L	32	35	Seattle
Oct. 20, 2001	L	28	31	Seattle
Oct. 12, 2002	L	28	32	Seattle
Nov. 8, 2003	W	27	22	Tucson
Nov. 6, 2004	W	23	13	Seattle
Nov. 12, 2005	L	14	38	Tucson
Sept. 30, 2006	L	10	21	Tucson
Oct. 27, 2007	W	48	41	Seattle
Oct. 4, 2008	W	48	14	Tucson
Oct. 10, 2009	L	33	36	Seattle
Oct. 23, 2010	W	44	14	Tucson
Oct. 29, 2011	L	31	42	Seattle
Oct. 20, 2012	W	52	17	Tucson
Sept. 28, 2013	L	13	31	Seattle
Nov. 15, 2014	W	27	26	Tucson
Oct. 31, 2015	L	3	49	Seattle
Sept. 24, 2016	L (OT)	28	35	Tucson
Oct. 12, 2019	L	27	51	Tucson
Nov. 21, 2020	L	27	44	Seattle
Oct. 22, 2021	L	16	21	Tucson
Oct. 15, 2022	L	39	49	Seattle

All-Time	11-25-1	889	1157
in Tucson	7-9-1	455	470
in Seattle	4-16	391	611

Streaks & Superlatives

Last 5	UW leads, 5-0
Last 10	UW leads, 8-2
Current Trend	UW won last 6 games
Longest UA Win Streak	2 games (3x, last 2007-08)
Longest UW Win Streak	6 games (2015-pres.)
UA Most Points	52-17 (2012)
UW Most Points	58-28 (1997)
Biggest UA Win	52-17 (2012)
Biggest UW Win	54-0 (1991)
Last UA Home Win	27-16 (2014)
Last UA Road Win	48-41 (2007)
Last UW Home Win	49-39 (2022)
Last UW Road Win	21-16 (2021)

USC (8-37)

Saturday, Oct. 7 // Los Angeles, Calif.

Date	ARIZ	USC	Location	
Dec. 9, 1916	L	7	20	Phoenix, Ariz.
Oct. 20, 1917	L	6	31	Los Angeles
Oct. 14, 1922	L	0	15	Los Angeles
Nov. 17, 1923	L	6	69	Los Angeles
Oct. 11, 1924	L	0	29	Los Angeles
Oct. 24, 1925	L	0	56	Los Angeles
Nov. 10, 1928	L	7	78	Los Angeles
Nov. 3, 1929	L	7	34	Los Angeles
Oct. 11, 1980	L	10	27	Tucson
Oct. 10, 1981	W	13	10	Los Angeles
Nov. 13, 1982	L	41	48	Tucson
Oct. 20, 1984	L	14	17	Los Angeles
Nov. 1, 1986	L	13	20	Tucson
Nov. 14, 1987	L	10	12	Los Angeles
Oct. 1, 1988	L	15	38	Tucson
Nov. 11, 1989	L	3	24	Tucson
Oct. 20, 1990	W	35	28	Los Angeles
Nov. 16, 1991	W	31	14	Tucson
Nov. 14, 1992	L	7	14	Los Angeles
Oct. 2, 1993	W	38	7	Tucson
Nov. 4, 1994	L	28	45	Los Angeles
Sept. 23, 1995	L	10	31	Tucson
Oct. 12, 1996	L	7	14	Los Angeles
Oct. 9, 1999	W	31	24	Tucson
Oct. 7, 2000	W	31	15	Los Angeles
Oct. 27, 2001	L	34	41	Tucson
Nov. 15, 2003	L	0	45	Tucson
Nov. 13, 2004	L	9	49	Los Angeles
Oct. 8, 2005	L*	21	42	Los Angeles
Sept. 23, 2006	L	3	20	Tucson
Oct. 13, 2007	L	13	20	Los Angeles
Oct. 25, 2008	L	10	17	Tucson
Dec. 5, 2009	W	21	17	Los Angeles
Nov. 13, 2010	L	21	24	Tucson
Oct. 1, 2011	L	41	48	Los Angeles
Oct. 27, 2012	W	39	36	Tucson
Oct. 10, 2013	L	31	38	Los Angeles
Oct. 11, 2014	L	28	26	Tucson
Oct. 7, 2015	L	30	38	Los Angeles
Oct. 15, 2016	L	14	48	Tucson
Nov. 4, 2017	L	35	49	Los Angeles
Sept. 29, 2018	L	20	24	Tucson
Oct. 19, 2019	L	14	41	Los Angeles
Nov. 14, 2020	L	30	34	Tucson
Oct. 30, 2021	L	34	41	Los Angeles
Oct. 29, 2022	L	37	45	Tucson

All-Time	8-37	855	1463
in Tucson	4-16	428	593
in Los Angeles	4-20	420	850
in Phoenix	0-1	7	20

*result later vacated by NCAA

Streaks & Superlatives

Last 5	USC leads, 5-0
Last 10	USC leads, 10-0
Current Trend	USC won last 10 games
Longest UA Win Streak	2 games (2x, last '99-'00)
Longest USC Win Streak	10 games (2013-pres.)
UA Most Points	41, twice (last 2011)
USC Most Points	78-7 (1928)
Biggest UA Win	38-7 (1993)
Biggest USC Win	78-7 (1928)
Last UA Home Win	39-36 (2012)
Last UA Road Win	21-17 (2009)
Last USC Home Win	41-34 (2021)
Last USC Road Win	45-37 (2022)

Washington State (27-19)

Saturday, Oct. 14 // Pullman, Wash.

Date	ARIZ	WSU	Location	
Oct. 5, 1963	L	2	7	Spokane
Oct. 3, 1964	W	28	12	Tucson
Oct. 16, 1965	L	3	21	Spokane
Nov. 12, 1966	W	28	18	Tucson
Nov. 2, 1968	W	28	24	Tucson
Sept. 18, 1971	W	39	28	Spokane
Sept. 23, 1972	L	6	28	Tucson
Nov. 18, 1978	W	31	24	Tucson
Sept. 8, 1979	W	22	7	Spokane
Oct. 18, 1980	L	14	38	Tucson
Oct. 24, 1981	L	19	34	Tucson
Oct. 30, 1982	W	34	17	Pullman
Sept. 17, 1983	W	45	6	Pullman
Sept. 14, 1985	W	12	7	Tucson
Nov. 8, 1986	W	31	6	Pullman
Oct. 24, 1987	L	28	45	Pullman
Oct. 15, 1988	W	45	28	Tucson
Oct. 21, 1989	W	23	21	Pullman
Oct. 27, 1990	W	42	34	Tucson
Nov. 9, 1991	L	27	40	Pullman
Sept. 12, 1992	L	20	23	Tucson
Oct. 23, 1993	W	9	6	Tucson
Oct. 15, 1994	W	10	7	Pullman
Oct. 28, 1995	W	24	14	Pullman
Oct. 5, 1996	W	34	26	Tucson
Oct. 25, 1997	L (OT)	34	35	Pullman
Nov. 7, 1998	W	41	7	Tucson
Sept. 25, 1999	W	30	24	Pullman
Oct. 14, 2000	W (3 OT)	53	47	Tucson
Sept. 29, 2001	L	21	48	Tucson
Oct. 26, 2002	L	13	21	Tucson
Oct. 4, 2003	L	7	30	Pullman
Sept. 25, 2004	L	19	20	Tucson
Nov. 4, 2006	W	27	17	Pullman
Sept. 29, 2007	W	48	20	Tucson
Nov. 8, 2008	W	59	28	Pullman
Nov. 7, 2009	W	48	7	Tucson
Oct. 16, 2010	W	24	7	Pullman
Nov. 16, 2013	L	17	24	Tucson
Oct. 25, 2014	W	59	37	Pullman
Oct. 24, 2015	L	42	45	Tucson
Nov. 5, 2016	L	7	69	Pullman
Oct. 28, 2017	W	58	37	Tucson
Nov. 17, 2018	L	28	69	Pullman
Nov. 18, 2021	L	18	44	Pullman
Nov. 19, 2022	L	20	31	Tucson

All-Time	27-19	1257	1157
in Tucson	14-9	676	578
in Pullman	11-7	515	516
in Spokane	2-2	66	63

Streaks & Superlatives

Last 5	WSU leads, 4-1
Last 10	WSU leads, 6-4
Current Trend	WSU has won 5 of 6
Longest UA Win Streak	5 games (2006-10)
Longest WSU Win Streak	4 games (2001-04)
UA Most Points	59, twice (last 2014)
WSU Most Points	69 (twice)
Biggest UA Win	48-7 (2009)
Biggest WSU Win	69-7 (2016)
Last UA Home Win	58-37 (2017)
Last UA Road Win	59-37 (2014)
Last WSU Home Win	44-18 (2021)
Last WSU Road Win	31-20 (2022)

Oregon State (24-16-1)

Saturday, Oct. 28 // Tucson, Ariz.

Date	ARIZ	OSU	Location	
Nov. 5, 1966	L	12	31	Portland
Nov. 6, 1971	W	34	22	Tucson
Sept. 16, 1978	W	21	17	Tucson
Nov. 17, 1979	W	42	18	Tucson
Nov. 22, 1980	W	24	7	Corvallis
Nov. 14, 1981	W	40	7	Corvallis
Sept. 11, 1982	W	38	12	Tucson
Sept. 3, 1983	W	50	6	Tucson
Sept. 15, 1984	W	27	8	Portland
Nov. 2, 1985	W	27	6	Corvallis
Oct. 18, 1986	W	23	12	Tucson
Oct. 17, 1987	W	31	17	Tucson
Sept. 3, 1988	W	24	13	Corvallis
Oct. 13, 1990	L	21	35	Corvallis
Nov. 2, 1991	W	45	21	Tucson
Sept. 19, 1992	T	14	14	Corvallis
Sept. 25, 1993	W	33	0	Corvallis
Oct. 1, 1994	W	30	10	Tucson
Nov. 4, 1995	W	14	9	Corvallis
Oct. 26, 1996	W	33	7	Tucson
Nov. 8, 1997	W	27	7	Tucson
Oct. 17, 1998	W	28	7	Corvallis
Nov. 13, 1999	L	20	28	Corvallis
Nov. 11, 2000	L	9	33	Tucson
Oct. 13, 2001	L	3	38	Corvallis
Nov. 2, 2002	L	3	38	Corvallis
Nov. 1, 2003	L	23	52	Corvallis
Nov. 30, 2004	L	14	28	Tucson
Oct. 29, 2005	W	29	27	Corvallis
Oct. 21, 2006	L	10	17	Tucson
Oct. 6, 2007	L	16	31	Corvallis
Nov. 22, 2008	L	17	19	Tucson
Sept. 26, 2009	W	37	32	Corvallis
Oct. 9, 2010	L	27	29	Tucson
Oct. 8, 2011	L	27	37	Corvallis
Sept. 29, 2012	L	35	38	Tucson
Oct. 10, 2015	W	44	7	Tucson
Nov. 19, 2016	L	17	42	Corvallis
Nov. 11, 2017	W	49	28	Tucson
Sept. 22, 2018	W	35	14	Corvallis
Nov. 2, 2019	L	38	56	Tucson

All-Time	24-16-1	1091	880
in Tucson	12-7	617	404
in Corvallis	10-8-1	435	437
in Portland	1-1	39	39

Streaks & Superlatives

Last 5	UA leads, 3-2
Last 10	OSU leads, 6-4
Current Trend	UA has won 2 of last 3
Longest UA Win Streak	12 games (1971-88)
Longest OSU Win Streak	6 games (1999-2004)
UA Most Points	50-6 (1983)
OSU Most Points	56-38 (2019)
Biggest UA Win	50-6 (1983)
Biggest OSU Win	38-3 (2002)
Last UA Home Win	49-28 (2017)
Last UA Road Win	35-14 (2018)
Last OSU Home Win	42-17 (2016)
Last OSU Road Win	56-38 (2019)

UCLA (18-27-2)

Saturday, Nov. 4 // Tucson, Ariz.

Date	ARIZ	UCLA	Location	
Nov. 19, 1927	W	16	13	Tucson
Sept. 29, 1928	T	7	7	Los Angeles
Oct. 16, 1971	L	12	28	Tucson
Oct. 7, 1972	L	32	42	Los Angeles
Sept. 18, 1976	L	9	37	Los Angeles
Oct. 27, 1978	L	14	24	Los Angeles
Nov. 1, 1980	W	23	17	Tucson
Sept. 12, 1981	L	18	35	Tucson
Oct. 9, 1982	T	24	24	Pasadena
Nov. 12, 1983	W	27	24	Tucson
Nov. 9, 1985	L	19	24	Tucson
Oct. 11, 1986	L	25	32	Pasadena
Sept. 26, 1987	L	24	34	Pasadena
Oct. 22, 1988	L	3	24	Tucson
Oct. 14, 1989	W	42	7	Tucson
Oct. 6, 1990	W	28	21	Pasadena
Oct. 12, 1991	L	14	54	Pasadena
Oct. 3, 1992	W	23	3	Tucson
Oct. 30, 1993	L	17	37	Pasadena
Oct. 22, 1994	W	34	24	Tucson
Oct. 14, 1995	L	10	17	Pasadena
Nov. 16, 1996	W	35	17	Tucson
Sept. 27, 1997	L	27	40	Pasadena
Oct. 10, 1998	L	28	52	Tucson
Oct. 30, 1999	W	33	7	Pasadena
Oct. 28, 2000	L	24	27	Tucson
Nov. 9, 2002	L	7	37	Tucson
Oct. 11, 2003	L	21	24	Tucson
Oct. 9, 2004	L	17	37	Pasadena
Nov. 5, 2005	W	52	14	Tucson
Oct. 7, 2006	L	7	27	Pasadena
Nov. 3, 2007	W	34	27	Tucson
Sept. 20, 2008	W	31	10	Pasadena
Oct. 24, 2009	W	27	13	Tucson
Oct. 30, 2010	W	29	21	Pasadena
Oct. 20, 2011	W	48	12	Tucson
Nov. 3, 2012	L	10	66	Pasadena
Nov. 9, 2013	L	26	31	Tucson
Nov. 1, 2014	L	7	17	Pasadena
Sept. 26, 2015	L	30	56	Tucson
Oct. 1, 2016	L	24	45	Pasadena
Oct. 14, 2017	W	47	30	Tucson
Oct. 20, 2018	L	30	31	Pasadena
Sept. 28, 2019	W	20	17	Tucson
Nov. 28, 2020	L	10	27	Pasadena
Oct. 9, 2021	L	16	34	Tucson
Nov. 12, 2022	W	34	28	Pasadena

All-Time	18-27-2	1095	1275
in Tucson	13-11	632	590
in LA/Pasa.	5-16-2	463	685

Streaks & Superlatives

Last 5	UCLA leads, 3-2
Last 10	UCLA leads, 7-3
Current Trend	UA won last meeting
Longest UA Win Streak	5 games (2007-11)
Longest UCLA Win Streak	5 games (2012-16)
UA Most Points	52-14 (2005)
UCLA Most Points	66-10 (2012)
Biggest UA Win	52-14 (2005)
Biggest UCLA Win	66-10 (2012)
Last UA Home Win	20-17 (2019)
Last UA Road Win	34-28 (2022)
Last UCLA Home Win	27-10 (2020)
Last UCLA Road Win	34-16 (2021)

Colorado (9-16)

Saturday, Nov. 11 // Boulder, Colo.

Date	ARIZ	COLO	Location	
Nov. 26, 1931	L	7	27	Tucson
Oct. 21, 1950	L	25	28	Boulder
Oct. 11, 1952	L	19	34	Tucson
Sept. 26, 1953	L	14	20	Boulder
Oct. 9, 1954	L	18	40	Tucson
Sept. 24, 1955	L	0	14	Boulder
Nov. 24, 1956	L	7	38	Tucson
Oct. 12, 1957	L	14	34	Boulder
Oct. 11, 1958	L	12	65	Tucson
Oct. 24, 1959	L	0	18	Tucson
Oct. 8, 1960	L	16	35	Boulder
Sept. 28, 1985	L	13	14	Tucson
Sept. 27, 1986	W	24	21	Boulder
Nov. 12, 2011	L	29	48	Boulder
Nov. 10, 2012	W	56	31	Tucson
Oct. 26, 2013	W	44	20	Boulder
Nov. 8, 2014	W	38	20	Tucson
Oct. 17, 2015	W	38	31	Boulder
Nov. 12, 2016	L	24	49	Tucson
Oct. 7, 2017	W	45	42	Boulder
Nov. 2, 2018	W	42	34	Tucson
Oct. 5, 2019	W	35	30	Boulder
Dec. 5, 2020	L	13	24	Tucson
Oct. 16, 2021	L	0	34	Boulder
Oct. 1, 2022	W	43	20	Tucson

All-Time	9-16	576	771
in Tucson	4-9	292	414
in Boulder	5-7	284	357

Streaks & Superlatives

Last 5	UA leads, 3-2
Last 10	UA leads, 7-3
Current Trend	UA won last meeting
Longest UA Win Streak	4 games (2012-15)
Longest CU Win Streak	12 games (1931-1985)
UA Most Points	56-31 (2012)
CU Most Points	65-12 (1958)
Biggest UA Win	56-31 (2012)
Biggest CU Win	65-12 (1958)
Last UA Home Win	43-20 (2022)
Last UA Road Win	35-30 (2019)
Last CU Home Win	34-0 (2021)
Last CU Road Win	24-13 (2020)

Utah (19-26-2)

Saturday, Nov. 18 // Tucson, Ariz.

Date	ARIZ	UTAH	Location
Oct. 18, 1924	L	7	32 Salt Lake City
Oct. 16, 1925	L	0	9 Tucson
Oct. 3, 1936	L	6	14 Salt Lake City
Oct. 12, 1940	L	0	24 Salt Lake City
Dec. 6, 1941	L	6	12 Tucson
Oct. 3, 1942	W	14	0 Tucson
Oct. 5, 1946	L	7	14 Salt Lake City
Dec. 6, 1947	T	20	20 Tucson
Oct. 3, 1948	L	14	47 Salt Lake City
Oct. 1, 1949	T	12	12 Tucson
Sept. 30, 1950	L	14	27 Salt Lake City
Sept. 22, 1951	L	7	27 Tucson
Oct. 4, 1952	W	27	0 Salt Lake City
Sept. 19, 1953	L	7	28 Tucson
Sept. 25, 1954	W	54	20 Salt Lake City
Oct. 31, 1959	L	6	54 Salt Lake City
Sept. 24, 1960	L	3	13 Tucson
Sept. 18, 1965	W	16	9 Salt Lake City
Oct. 22, 1966	L	19	24 Tucson
Oct. 21, 1967	L	29	33 Tucson
Nov. 16, 1968	W	16	15 Salt Lake City
Nov. 15, 1969	W	17	16 Tucson
Oct. 24, 1970	L	0	24 Salt Lake City
Oct. 23, 1971	W	14	3 Tucson
Nov. 4, 1972	L	27	28 Salt Lake City
Oct. 27, 1973	W	42	21 Tucson
Oct. 12, 1974	W	41	8 Salt Lake City
Nov. 22, 1975	W	38	14 Tucson
Oct. 30, 1976	W	38	35 Salt Lake City
Oct. 22, 1977	W	45	17 Tucson
Sept. 10, 1983	W	38	0 Tucson
Dec. 27, 1994	L	13	16 Anaheim, Calif.
Sept. 2, 2000	W	17	3 Salt Lake City
Sept. 14, 2002	W	23	17 Tucson
Sept. 11, 2004	L	6	23 Tucson
Sept. 2, 2005	L	24	27 Salt Lake City
Nov. 5, 2011	L	21	34 Tucson
Nov. 17, 2012	W	34	24 Salt Lake City
Oct. 19, 2013	W	35	24 Tucson
Nov. 22, 2014	W	42	10 Salt Lake City
Nov. 14, 2015	W (OT)	37	30 Tucson
Oct. 8, 2016	L	23	36 Salt Lake City
Sept. 22, 2017	L	24	30 Tucson
Oct. 12, 2018	L	10	42 Salt Lake City
Nov. 23, 2019	L	7	35 Tucson
Nov. 13, 2021	L	29	38 Tucson
Nov. 5, 2022	L	20	45 Salt Lake City

All-Time	19-26-2	949	1034
in Tucson	10-12-2	493	480
in SLC	9-13	443	538
in Anaheim	0-1	13	16

Streaks & Superlatives

Last 5	UTAH leads, 5-0
Last 10	UTAH leads, 6-4
Current Trend	UTAH has won 6 in a row
Longest UA Win Streak	6 games (1968-1983)
Longest UTAH Win Streak	6 games (2016-pres.)
UA Most Points	54-20 (1954)
UTAH Most Points	54-6 (1959)
Biggest UA Win	38-0 (1983)
Biggest UTAH Win	54-6 (1959)
Last UA Home Win	37-30 OT (2015)
Last UA Road Win	42-10 (2014)
Last UTAH Home Win	45-20 (2022)
Last UTAH Road Win	38-29 (2021)

2023 Miss Oregon (18-29)

Series Resumes in TBA

Date	ARIZ	ORE	Location
Dec. 4, 1937	W	21	7 Tucson
Sept. 29, 1951	L	21	39 Eugene
Oct. 22, 1955	L	27	46 Tucson
Oct. 14, 1961	W	15	6 Portland
Oct. 19, 1963	L	12	28 Tucson
Oct. 17, 1964	L	0	21 Eugene
Sept. 16, 1972	L	7	34 Eugene
Nov. 11, 1978	W	24	3 Eugene
Oct. 13, 1979	W	24	13 Tucson
Oct. 17, 1981	W	18	14 Eugene
Nov. 20, 1982	L	7	13 Eugene
Oct. 15, 1983	L	10	19 Tucson
Oct. 6, 1984	W	28	14 Tucson
Nov. 16, 1985	W	20	8 Tucson
Sept. 20, 1986	W	41	17 Eugene
Nov. 12, 1988	W	41	27 Tucson
Sept. 30, 1989	L	10	16 Eugene
Sept. 22, 1990	W	22	17 Tucson
Nov. 6, 1993	W	31	10 Tucson
Oct. 29, 1994	L	9	10 Eugene
Nov. 11, 1995	L	13	17 Tucson
Nov. 9, 1996	L	31	49 Eugene
Sept. 4, 1997	L	9	16 Eugene
Oct. 31, 1998	W	38	3 Tucson
Oct. 23, 1999	L	41	44 Tucson
Oct. 21, 2000	L	10	14 Eugene
Oct. 6, 2001	L	28	63 Tucson
Oct. 5, 2002	L	14	31 Tucson
Sept. 13, 2003	L	10	48 Tucson
Oct. 16, 2004	L	14	28 Eugene
Oct. 22, 2005	L	21	28 Tucson
Nov. 18, 2006	W	37	10 Eugene
Nov. 15, 2007	W	34	24 Tucson
Nov. 15, 2008	L	45	55 Eugene
Nov. 21, 2009	L (2 OT)	41	44 Tucson
Nov. 26, 2010	L	29	48 Eugene
Sept. 22, 2011	L	31	56 Tucson
Sept. 22, 2012	L	0	49 Eugene
Nov. 23, 2013	W	42	16 Tucson
Oct. 2, 2014	W	31	24 Eugene
Dec. 5, 2014	L	13	51 Santa Clara, Calif.
Nov. 18, 2017	L	28	48 Eugene
Oct. 27, 2018	W	44	15 Tucson
Nov. 16, 2019	L	6	34 Eugene
Sept. 25, 2021	L	19	41 Eugene
Oct. 8, 2022	L	22	49 Tucson

All-Time	18-29	1039	1267
in Tucson	12-13	615	627
in Eugene	6-15	396	583
in Portland	0-1	15	6
in Santa Clara	0-1	13	51

Streaks & Superlatives

Last 5	UO leads 4-1
Last 10	ORE leads, 7-3
Current Trend	ORE has won 5 of last 6
Longest UA Win Streak	4 games (1984-88)
Longest ORE Win Streak	7 games (1999-2005)
UA Most Points	45-55 (2008)
ORE Most Points	63-28 (2001)
Biggest UA Win	38-3 (1998)
Biggest ORE Win	49-0 (2012)
Last UA Home Win	44-15 (2018)
Last UA Road Win	31-24 (2014)
Last ORE Home Win	41-17 (2021)
Last ORE Road Win	49-22 (2022)

2023 Miss California (19-15-2)

Series Resumes in TBA

Date	ARIZ	CAL	Location
Oct. 14, 1978	L	20	33 Tucson
Sept. 15, 1979	L	7	10 Berkeley
Sept. 27, 1980	W	31	24 Berkeley
Sept. 19, 1981	L	13	14 Tucson
Oct. 1, 1983	T	33	33 Berkeley
Sept. 8, 1984	W	23	13 Tucson
Sept. 21, 1985	W	23	17 Berkeley
Oct. 25, 1986	W	33	16 Tucson
Oct. 10, 1987	T	23	23 Berkeley
Oct. 29, 1988	L	7	10 Tucson
Nov. 4, 1989	L	28	29 Berkeley
Sept. 29, 1990	L	25	30 Tucson
Sept. 21, 1991	L	21	23 Tucson
Oct. 24, 1992	W	24	17 Berkeley
Nov. 13, 1993	L	20	24 Berkeley
Nov. 5, 1994	W	13	6 Tucson
Sept. 30, 1995	W	20	15 Tucson
Nov. 2, 1996	L (OT)	55	56 Berkeley
Nov. 15, 1997	W (OT)	41	38 Tucson
Nov. 14, 1998	W	23	7 Berkeley
Nov. 3, 2001	W	38	24 Berkeley
Nov. 16, 2002	W	52	41 Berkeley
Oct. 25, 2003	L	14	42 Berkeley
Oct. 23, 2004	L	0	38 Tucson
Oct. 1, 2005	L	0	28 Berkeley
Nov. 11, 2006	W	24	20 Tucson
Sept. 22, 2007	L	27	45 Berkeley
Oct. 18, 2008	W	42	27 Tucson
Nov. 14, 2009	L	16	24 Berkeley
Sept. 25, 2010	W	10	9 Tucson
Nov. 2, 2013	W	33	28 Berkeley
Sept. 20, 2014	W	49	45 Tucson
Oct. 21, 2017	W (2OT)	45	44 Berkeley
Oct. 6, 2018	W	24	17 Tucson
Nov. 6, 2021	W	10	3 Tucson
Sept. 24, 2022	L	31	49 Berkeley

All-Time	19-15-2	898	922
in Tucson	11-6	375	357
in Berkeley	8-9-2	523	565

Streaks & Superlatives

Last 5	UA leads, 4-1
Last 10	UA leads, 7-3
Current Trend	Cal won last meeting
Longest UA Win Streak	6 games (2010-21)
Longest CAL Win Streak	4 games (1988-91)
UA Most Points	55-56 (1996)
CAL Most Points	56-55 (1996)
Biggest UA Win	33-16 (1986)
Biggest CAL Win	38-0 (2004)
Last UA Home Win	10-3 (2021)
Last UA Road Win	24-17 (2018)
Last CAL Home Win	49-31 (2022)
Last CAL Road Win	38-0 (2004)

Arizona State (50-45-1)

Saturday, Nov. 25 // Tempe, Ariz.

Date	ARIZ	ASU	Location	Site	Attend.
Nov. 30, 1899	L	2	11	Tucson	Carrillo Gardens
Nov. 22, 1902	W	12	0	Tucson	Old Library
Oct. 31, 1914	W	34	0	Tucson	
Oct. 9, 1915	W	7	0	Tucson	
Oct. 11, 1919	W	59	0	Tucson	UA Field
Oct. 10, 1925	W	13	3	Tucson	UA Field
Oct. 16, 1926	W	35	0	Tucson	UA Field
Oct. 20, 1928	W	39	0	Tucson	UA Field
Nov. 2, 1929	W	26	0	Tucson	Arizona Stadium
Oct. 18, 1930	W	6	0	Tucson	Arizona Stadium
Oct. 31, 1931	L	6	19	Phoenix	Irish Field 3,000
Nov. 24, 1932	W	20	6	Tucson	Arizona Stadium
Nov. 18, 1933	W	26	7	Phoenix	Irish Field 6,000
Nov. 17, 1934	W	32	6	Tucson	Arizona Stadium 5,500
Sept. 28, 1935	W	26	0	Tucson	Arizona Stadium
Oct. 10, 1936	W	18	0	Tempe	Goodwin Stadium 5,800
Oct. 2, 1937	W	20	6	Tucson	Arizona Stadium 6,000
Oct. 25, 1941	W	20	7	Tempe	Goodwin Stadium 12,000
Oct. 10, 1942	W	23	0	Tempe	Goodwin Stadium 7,500
Sept. 28, 1946	W	67	0	Tucson	Arizona Stadium 12,000
Nov. 15, 1947	W	26	13	Tempe	Goodwin Stadium 16,000
Oct. 30, 1948	W	33	21	Tucson	Arizona Stadium 16,021
Nov. 12, 1949	L	7	34	Tempe	Goodwin Stadium 17,500
Nov. 11, 1950	L	13	47	Tucson	Arizona Stadium 26,978
Nov. 10, 1951	L	14	61	Tempe	Goodwin Stadium 17,500
Nov. 8, 1952	L	18	20	Tucson	Arizona Stadium 26,707
Nov. 28, 1953	W	35	0	Tempe	Goodwin Stadium 16,000
Nov. 20, 1954	W	54	14	Tucson	Arizona Stadium 24,860
Nov. 26, 1955	W	7	6	Tempe	Goodwin Stadium 18,000
Nov. 17, 1956	L	0	20	Tucson	Arizona Stadium 25,307
Nov. 30, 1957	L	7	47	Tempe	Goodwin Stadium n/a
Nov. 22, 1958	L	0	47	Tucson	Arizona Stadium 24,966
Nov. 28, 1959	L	9	15	Tempe	Sun Devil Stadium 32,500
Nov. 26, 1960	W	35	7	Tucson	Arizona Stadium 25,793
Nov. 25, 1961	W	22	13	Tempe	Sun Devil Stadium 40,164
Nov. 24, 1962	W	20	17	Tucson	Arizona Stadium 29,290
Nov. 30, 1963	L	6	35	Tempe	Sun Devil Stadium 41,140
Nov. 28, 1964	W	30	6	Tucson	Arizona Stadium 30,847
Nov. 27, 1965	L	6	14	Tempe	Sun Devil Stadium 35,896
Nov. 26, 1966	L	17	20	Tucson	Arizona Stadium 34,130
Nov. 25, 1967	L	7	47	Tempe	Sun Devil Stadium 41,567
Nov. 30, 1968	L	7	30	Tucson	Arizona Stadium 41,350
Nov. 29, 1969	L	24	38	Tempe	Sun Devil Stadium 49,106
Dec. 5, 1970	L	6	10	Tucson	Arizona Stadium 38,500
Nov. 27, 1971	L	0	31	Tempe	Sun Devil Stadium 50,370
Nov. 25, 1972	L	21	38	Tucson	Arizona Stadium 38,500
Nov. 24, 1973	L	19	55	Tempe	Sun Devil Stadium 51,383
Nov. 30, 1974	W	10	0	Tucson	Arizona Stadium 40,782
Nov. 29, 1975	L	21	24	Tempe	Sun Devil Stadium 51,388
Nov. 27, 1976	L	10	27	Tucson	Arizona Stadium 56,807
Nov. 25, 1977	L	7	23	Tempe	Sun Devil Stadium 56,326
Nov. 25, 1978	L	16	17	Tucson	Arizona Stadium 58,090
Nov. 20, 1979	W	27	24	Tempe	Sun Devil Stadium 70,947
Nov. 29, 1980	L	7	44	Tucson	Arizona Stadium 53,108
Nov. 28, 1981	L	13	24	Tempe	Sun Devil Stadium 69,714
Nov. 27, 1982	W	28	18	Tucson	Arizona Stadium 58,515
Nov. 28, 1983	W	17	15	Tempe	Sun Devil Stadium 70,033
Nov. 24, 1984	W	16	10	Tucson	Arizona Stadium 58,132
Nov. 23, 1985	W	16	13	Tempe	Sun Devil Stadium 72,345
Nov. 22, 1986	W	34	17	Tucson	Arizona Stadium 58,267
Nov. 28, 1987	T	24	24	Tempe	Sun Devil Stadium 70,839
Nov. 26, 1988	W	28	18	Tucson	Arizona Stadium 56,978
Nov. 25, 1989	W	28	10	Tempe	Sun Devil Stadium 74,926
Nov. 24, 1990	W	21	17	Tucson	Arizona Stadium 57,112
Nov. 23, 1991	L	14	37	Tempe	Sun Devil Stadium 73,427
Nov. 21, 1992	L	6	7	Tucson	Arizona Stadium 58,095
Nov. 26, 1993	W	34	20	Tempe	Sun Devil Stadium 73,115
Nov. 25, 1994	W	28	27	Tucson	Arizona Stadium 58,810
Nov. 24, 1995	W	31	28	Tempe	Sun Devil Stadium 67,606
Nov. 23, 1996	L	14	56	Tucson	Arizona Stadium 59,920
Nov. 28, 1997	W	28	16	Tempe	Sun Devil Stadium 73,682
Nov. 27, 1998	W	50	42	Tucson	Arizona Stadium 57,953
Nov. 27, 1999	L	27	42	Tempe	Sun Devil Stadium 68,102
Nov. 24, 2000	L	17	30	Tucson	Arizona Stadium 54,297
Nov. 23, 2001	W	31	24	Tempe	Sun Devil Stadium 55,831
Nov. 29, 2002	L	20	34	Tucson	Arizona Stadium 47,005
Nov. 28, 2003	L	7	28	Tempe	Sun Devil Stadium 55,498
Nov. 26, 2004	W	34	27	Tucson	Arizona Stadium 55,095

Date	ARIZ	ASU	Location	Site	Attend.
Nov. 25, 2005	L	20	23	Tempe	Sun Devil Stadium 67,635
Nov. 25, 2006	L	14	28	Tucson	Arizona Stadium 57,895
Dec. 1, 2007	L	17	20	Tempe	Sun Devil Stadium 71,706
Dec. 5, 2008	W	31	10	Tucson	Arizona Stadium 58,704
Nov. 28, 2009	W	20	17	Tempe	Sun Devil Stadium 55,989
Dec. 2, 2010	L (OT)	29	30	Tucson	Arizona Stadium 56,253
Nov. 19, 2011	W	31	27	Tempe	Sun Devil Stadium 72,694
Nov. 23, 2012	L	34	41	Tucson	Arizona Stadium 51,901
Nov. 30, 2013	L	21	58	Tempe	Sun Devil Stadium 72,642
Nov. 28, 2014	W	42	35	Tucson	Arizona Stadium 56,083
Nov. 21, 2015	L	37	52	Tempe	Sun Devil Stadium 64,885
Nov. 25, 2016	W	56	35	Tucson	Arizona Stadium 50,197
Nov. 25, 2017	L	30	42	Tempe	Sun Devil Stadium 59,385
Nov. 24, 2018	L	40	41	Tucson	Arizona Stadium 51,805
Nov. 30, 2019	L	14	24	Tempe	Sun Devil Stadium 54,074
Dec. 11, 2020	L	7	70	Tucson	Arizona Stadium 0
Nov. 27, 2021	L	15	38	Tempe	Sun Devil Stadium 52,305
Nov. 25, 2022	W	38	35	Tucson	Arizona Stadium 49,865

	W-L-T	UA Pts.	ASU Pts.
All-Time	50-45-1	2094	2140
in Tucson	32-21	1282	1045
in Tempe/Phoenix	18-24-1	812	1095
at Arizona Stadium	25-20	1081	1031
at Sun Devil Stadium	11-20-1	623	901

Streaks & Superlatives	
Last 5	ASU leads, 4-1
Last 10	ASU leads 7-3
Current Streak	UA won last meeting
Longest UA Win Streak	11 games (1932-48)
Longest ASU Win Streak	9 games (1965-73)
UA Most Points	67-0 (1946)
ASU Most Points	70-7 (2020)
Biggest UA Win	67-0 (1946)
Biggest ASU Win	70-7 (2020)
Last UA Home Win	38-35 (2022)
Last UA Road Win	31-27 (2011)
Last ASU Home Win	38-15 (2021)
Last ASU Road Win	70-7 (2020)

The Nation's Oldest Rivalry Trophy

In summer 2001, officials at Arizona and Arizona State received NCAA Division I-A designation for the 1899 Territorial Cup as the oldest trophy for a rivalry game in America. The annual Arizona-Arizona State winner obtains possession of the Cup for its Hall of Fame, a replica goes to the winning school's president's office, and two later trophies used over the years in the hard-fought rivalry are awarded to the winning coach and the Most Valuable Player.

On Thanksgiving Day in 1899, then Arizona Territorial Normal School defeated Arizona 11-2 in front of a reported 300 fans, and the Cup had its first curator. But over the years, the silver-plated antique prize was misplaced and supplanted by various other awards for the Big Game - the Governor's Trophy (1953-1979), a "Victory" sculpture by artist Ben Goo, and a Saguaro Trophy, among others. Now, to ensure the safety of the original trophy, the actual Territorial Cup moves from one school to the other only under escort and the supervision of gloved archivists.

Each year, members of the media vote on a Most Valuable Player at the conclusion of the game. Since 2008, the honor has been named the Bob Moran Most Valuable Player Award, named after the longtime East Valley Tribune sports reporter who also worked at the Arizona Daily Star for 13 years and covered both schools as a beat writer and columnist. The Ben Goo Trophy, awarded from 1979 to 1998 as the game trophy, has become the physical award given to the game's MVP. The Saguaro Trophy, a smaller bronze piece commissioned from artist Dora Perry in 1998, is presented and kept each year by the winning coach.

Bob Moran Award (MVP)

2001	Bobby Wade, WR
2002	Mike Williams, RB - ASU
2003	Andrew Walter, QB - ASU; Loren Wade, RB - ASU
2004	Richard Kovalcheck, QB
2005	Terry Richardson, WR/KR - ASU
2006	Ryan Torain, RB - ASU
2007	Michael Marquardt, DL - ASU
2008	Mike Thomas, WR
2009	Keola Antolin, RB
2010	Brock Osweiler, QB - ASU
2011	Nick Foles, QB
2012	Marion Grice, RB - ASU
2013	D.J. Foster, RB - ASU
2014	Nick Wilson, RB
2015	Devin Lucien, WR - ASU
2016	Brandon Dawkins, QB
2017	Demario Richard, RB - ASU
2018	Eno Benjamin, RB - ASU
2019	Eno Benjamin, RB - ASU
2020	Rachaad White, RB - ASU
2021	Jack Jones, DB - ASU
2022	Michael Wiley, RB

All-Time Records vs. Opponents

(2023 Opponents in Bold Italics)

Opponent	W	L	T	First	Last
Air Force	3	6	0	1959	1974
Alabama-Birmingham	1	0	0	1997	1997
Arizona State	50	45	7	1899	2022
Auburn	1	2	0	1968	1977
Baylor	0	1	0	1992	1992
Boise State	0	1	0	2014	2014
Boston College	1	0	0	2013	2013
Bowling Green	1	0	0	1987	1987
BYU	12	12	1	1936	2021
California	19	15	2	1978	2022
Cal Poly S.L.O.	1	0	0	1945	1945
Cal State-Fullerton	2	0	0	1981	1983
Cal Tech	2	0	0	1929	1930
Centenary	3	2	1	1935	1940
Central Michigan	1	0	0	2009	2009
Centre	0	1	0	1921	1921
The Citadel	1	0	0	2010	2010
Colorado	9	16	0	1931	2022
Colorado State	13	3	1	1926	1994
Denver	1	1	0	1949	1950
DePaul	1	0	0	1931	1931
Drake	1	1	0	1935	1948
Eastern Michigan	1	0	0	1988	1988
Fresno State	0	2	0	1981	1984
Georgia	0	0	1	1985	1985
Georgia Tech	2	0	0	1994	1995
Grambling State	1	0	0	2016	2016
Hardin Simmons	4	6	0	1942	1964
Hawai'i	5	1	0	1951	2019
Houston	1	3	0	1969	2018
Idaho	10	2	0	1951	2008
Illinois	3	1	0	1990	1996
Indiana	2	2	0	1967	1974
Iowa	7	6	0	1966	2010
Iowa State	4	1	1	1948	1968
Kansas	2	3	1	1936	1966
Kansas State	5	1	1	1941	1978
Long Beach State	2	0	0	1984	1991
Louisiana (ULL)	1	0	0	2011	2011
Louisiana-Monroe (ULM)	1	0	0	1998	1998
Louisiana State (LSU)	0	3	0	1984	2003
Loyola (L.A.)	4	5	0	1905	1940
Marquette	4	6	0	1938	1957
Miami (Fla.)	1	2	0	1991	1993
Michigan	0	2	0	1970	1978
Michigan State	0	3	0	1936	1949
Middle Tennessee State	1	0	0	1999	1999
Minnesota	0	1	0	1939	1939
Mississippi State	0	7	0	2022	2022
Missouri	0	3	0	1957	1967
Montana	4	1	0	1938	1956
Nebraska	1	1	1	1961	2009
Nevada	4	1	1	1924	2015
New Mexico	44	20	3	1908	2015
New Mexico State	31	5	1	1909	1994
North Carolina	1	0	0	1986	1986
North Carolina State	1	0	0	1989	1989
North Dakota State	1	0	0	2022	2022
North Texas	1	0	0	2002	2002
Northern Arizona	15	2	0	1931	2021
Northwestern	2	0	0	1975	1976
Notre Dame	1	2	0	1941	1982
Occidental	5	3	1	1913	1933
Ohio State	1	3	0	1967	2000
Oklahoma	1	1	0	1988	1989
Oklahoma City	2	0	0	1934	1935
Oklahoma State	4	4	0	1931	2012
Oregon	17	29	0	1937	2022
Oregon State	24	16	7	1966	2019
Pacific	9	0	0	1934	1995
Penn State	0	1	0	1999	1999
Pittsburgh	0	1	0	1979	1979
Pomona	6	4	0	1905	1939
Purdue	0	3	0	2003	2017
Redlands	1	0	0	1920	1920
Rice	0	4	0	1916	1931
Opponent	W	L	T	First	Last

St. Mary's (Calif.)	1	1	0	1922	1923
San Diego State	11	6	0	1931	2022
San Jose State	3	1	0	1965	1985
Santa Clara	1	2	1	1922	1946
South Carolina State	0	0	0	2012	2012
South Dakota State	1	0	0	1956	1956
Southern Utah	1	0	0	2018	2018
SMU	1	1	0	1938	1985
Stanford	14	17	0	1979	2019
Stephen F. Austin	1	0	0	2006	2006
Syracuse	0	2	0	1969	1990
Texas	0	1	0	1925	1925
Texas A&M	0	1	0	1921	1921
TCU	1	1	0	1999	2003
Texas Tech	5	25	2	1932	2019
Toledo	4	0	0	1985	2012
Tulsa	0	2	0	1958	1960
UC-Davis	1	1	0	1923	1924
UCLA	18	27	2	1927	2022
UNLV	3	0	0	2001	2014
USC	8	38	0	1916	2022
UTEP	38	11	2	1916	2003
Utah	19	26	2	1924	2022
Utah State	4	2	0	1922	1992
UTSA	3	0	0	2013	2015
Washington	11	25	1	1978	2022
Washington State	27	19	0	1963	2022
Whittier	9	3	0	1915	1935
Wisconsin	0	2	0	2001	2004
Wyoming	12	10	0	1936	1977
Totals *	613	465	33	1899	2018

*Includes results against defunct programs not listed above

All-Time vs. the FBS Conferences

(based on current conference affiliation)

Pac-12 Conference	W-L-T	First Mtg.	Last Mtg.
Arizona State	50-45-1	1899	2022
California	19-15-2	1978	2022
Colorado	9-16	1931	2022
Oregon	17-29	1937	2022
Oregon State	24-16-1	1966	2019
Stanford	14-17	1979	2019
UCLA	18-27-2	1927	2022
USC	8-38 *	1916	2022
Utah	19-26-2	1924	2022
Washington	11-25-1	1978	2022
Washington State	27-19	1963	2022
Totals	218-274-9	(*2005 loss vacated by NCAA)	

American Athletic Conference	W-L-T	First Mtg.	Last Mtg.
Houston	1-3	1969	2018
SMU	1-1	1938	1985
Tulsa	0-2	1958	1960
Totals	2-4		

Atlantic Coast Conference	W-L-T	First Mtg.	Last Mtg.
Boston College	1-0	2013	2013
Georgia Tech	2-0	1994	1995
Miami	1-2	1991	1993
North Carolina	1-0	1986	1986
North Carolina State	1-0	1989	1989
Pittsburgh	0-1	1979	1979
Syracuse	0-2	1969	1990
Totals	6-5		

Big 10 Conference	W-L-T	First Mtg.	Last Mtg.
Illinois	3-1	1990	1996
Indiana	2-2	1967	1974
Iowa	7-6	1966	2010
Michigan	0-2	1970	1978
Michigan State	0-3	1936	1949
Minnesota	0-1	1939	1939
Nebraska (while in Big 12)	1-1-1	1961	2009
Northwestern	2-0	1975	1976
Ohio State	1-3	1967	2000
Penn State	0-1	1999	1999
Purdue	0-3	2003	2017
Wisconsin	0-2	2002	2004
Totals	16-25-1		

Big 12 Conference	W-L-T	First Mtg.	Last Mtg.
Baylor	0-1	1992	1992
Iowa State	4-1-1	1948	1968
Kansas	2-3-1	1936	1966
Kansas State	5-1-1	1941	1978
Missouri	0-3	1957	1967
Oklahoma	1-1	1988	1989
Oklahoma State	4-4	1931	2012
Texas	0-1	1925	1925
Texas A&M	0-1	1921	1921
TCU	1-1	1999	2003
Texas Tech	5-25-2	1932	2019
Totals	22-42-5		

Conference USA	W-L-T	First Mtg.	Last Mtg.
Middle Tennessee	1-0	1999	1999
North Texas	1-0	2002	2002
Rice	0-4	1916	1931
UTEP	39-11-2	1916	2017
UTSA	3-0	2013	2015
Totals	44-15-2		

FBS Independent Schools	W-L-T	First Mtg.	Last Mtg.
BYU	12-12-1	1936	2021
Notre Dame	1-2	1941	1982
Totals	13-14-1		

Mid-American Conference	W-L-T	First Mtg.	Last Mtg.
Bowling Green	1-0	1987	1987
Central Michigan	1-0	2009	2009
Eastern Michigan	1-0	1988	1988
Toledo	4-0	1985	2012
Totals	7-0		

Mountain West Conference	W-L-T	First Mtg.	Last Mtg.
Air Force	3-6	1959	1974
Boise State	0-1	2014	2014
Colorado State	13-3-1	1926	1994
Fresno State	0-2	1981	1984
Hawai'i	5-1	1954	2019
UNLV	3-0	2001	2014
Nevada	4-1-1	1924	2015
New Mexico	44-20-3	1908	2015
San Diego State	11-6	1931	2022
San Jose State	3-1	1965	1985
Utah State	4-2	1922	1992
Wyoming	12-10	1936	1977
Totals	102-53-5		

Southeastern Conference	W-L-T	First Mtg.	Last Mtg.
Auburn	1-2	1968	1977
Georgia	0-0-1	1985	1985
Louisiana State	0-3	1984	2006
Mississippi State	0-1	2022	2022
Totals	1-6-1		

Sun Belt Conference	W-L-T	First Mtg.	Last Mtg.
Idaho	10-2	1951	2008
Louisiana (ULL)	1-0	2011	2011
Louisiana-Monroe (ULM)	1-0	1998	1998
New Mexico State	31-5-1	1909	1994
Totals	43-7-1		

All-Time Coaching Records

Coach	Years	W	L	T	Pct.
Stewart F. Forbes	1899	1	1	1	.500
William Skinner	1900-01	7	2	0	.770
Leslie Gillett	1902	5	0	0	1.000
Orin A. Kates	1903-04	5	1	2	.750
William M. Ruthrauf	1905	5	2	0	.714
H.B. Galbreath	1908-09	8	1	0	.889
George F. Shipp	1910-11	8	1	1	.850
Ray L. Quigley	1912	2	1	0	.667
F.A. King	1913	2	2	0	.500
J.F. "Pop" McKale	1914-17, 1919-30	80	32	6	.703
Fred A. Enke	1931	3	5	1	.389
A.W. "Gus" Farwick	1932	4	5	0	.444
G.A. "Tex" Oliver	1933-37	32	11	4	.723
Orian M. Landreth	1938	3	6	0	.333
Miles W. Casteel	1939-42, 1945-48	45	26	3	.628
Robert E. Winslow	1949-51	12	18	1	.403
Warren Woodson	1952-56	26	22	2	.540
Edward A. Doherty	1957-58	4	15	1	.225
Jim LaRue	1959-66	41	37	2	.538
Darrell Mudra	1967-68	11	9	1	.548
Robert W. Weber	1969-72	16	26	0	.381
James C. Young	1973-76	31	13	0	.705
Tony Mason	1977-79	16	18	1	.471
Larry Smith	1980-86	48	28	3	.627
Dick Tomey	1987-2000	95	64	4	.583
John Mackovic	2001-03	10	18	0	.357
Mike Hankwitz	2003 (acting)	1	6	0	.143
Mike Stoops	2004-11	41	50	0	.451
Tim Kish	2011 (acting)	3	3	0	.500
Rich Rodriguez	2012-17	43	35	0	.551
Kevin Sumlin	2018-20	9	20	0	.310
Jedd Fisch	2021-current	6	18	0	.333
Totals	1899-2022	619	488	33	.559

Top 10 Arizona Coaches By Victories

Coach	Years	W
Dick Tomey	1987-2000	95
J.F. "Pop" McKale	1914-17, 1919-30	80
Larry Smith	1980-86	48
Miles W. Casteel	1939-42, 1945-48	45
Rich Rodriguez	2012-17	43
Jim LaRue	1959-66	41
Mike Stoops	2004-11*	41
G.A. "Tex" Oliver	1933-37	32
James C. Young	1973-76	31
Warren Woodson	1952-56	26

Arizona Coaches, By Winning Percentage (Minimum Two Seasons Coached)

Coach	Years	W	L	T	Pct.
H.B. Galbreath	1908-09	8	1	0	.889
George F. Shipp	1910-11	8	1	1	.850
William Skinner	1900-01	7	2	0	.770
Orin A. Kates	1903-04	5	1	2	.750
G.A. "Tex" Oliver	1933-37	32	11	4	.723
James C. Young	1973-76	31	13	0	.705
J.F. "Pop" McKale	1914-17, 1919-30	80	32	6	.703
Miles W. Casteel	1939-42, 1945-48	45	26	3	.628
Larry Smith	1980-86	48	28	3	.627
Dick Tomey	1987-2000	95	64	4	.583
Rich Rodriguez	2012-17	43	35	0	.551
Mike Stoops	2004-11	41	50	0	.451
John Mackovic	2001-03	10	18	0	.357
Kevin Sumlin	2018-20	9	20	0	.310

Dick Tomey, Arizona's Winningest Coach

The end of the 2000 season saw Dick Tomey resign after 14 years at Arizona. More than two dozen counterparts had coached at the other nine league schools during his tenure. Tomey led Arizona to its two best seasons and left a strong legacy as a coach-educator and the winningest coach in UA history.

- Nine winning seasons; overall UA Coaching Record: 95-64-4
- Top 10 in career victories by active Division I-A coaches at time
- Pac-10 Conference Record: 60-49-4
- No. 8 on all-time Pac-10 coaching victories chart at time
- One of four coaches to win 12 games in 85 years of Pac-10
- Pac-10 Coach of the Year, 1992
- 20 All-Americans, 43 first-team All-Pac-10 players; Four Pac-10 POYs
- 1998 Provost Award for Outstanding Teaching
- Graduation Rate of 67 percent in final report; best in Pac-10, 10th in nation
- Seven Bowl Games, four bowl victories
- Arizona's highest national final ranking (No. 4 in 1998)
- AFCA Western Regional Coach of the Year 1982
- Eight Major National Player Awards; Four Morris Trophy winners

All-time results for Arizona football seasons dating to 1899 are listed on the following pages. Final record, head coach, team captains and cumulative score are listed with each season. Locations designated as home (H), away (A) or neutral (N).

1899 (1-1-1)

Head Coach: Stuart F. Forbes
Captain: George Parker

Tucson Town	H	T	0-0
Arizona State	H	L	2-11
Tucson Indians	H	W	22-5
24-16			

1900 (3-1)

Head Coach: William Skinner
Captain: Courtland Day

Tucson Indians	H	W	34-0
City of Indians	H	W	45-0
Tucson Indians	H	W	52-0
Phoenix Indians	A	L	0-6
131-6			

1901 (4-1)

Head Coach: William Skinner
Captain: Leslie Gillett

Tucson Indians	H	W	22-0
Tucson Indians	H	W	47-6
Tucson Indians	H	W	40-0
Phoenix Indians	A	L	0-13
Phoenix Indians	H	W	6-0
115-19			

1902 (5-0)

Head Coach: Leslie Gillett
Captain: Bard L. Cosgrove

Tucson Indians	H	W	17-0
Tucson Indians	H	W	43-0
Fort Grant	H	W	28-0
Arizona State	H	W	12-0
Fort Huachuca +	N	W	34-0
+ Naco, Ariz.			134-0

1903 (2-0)

Head Coach: Orin A. Kates
Captain: Leo Rosenberg

Tucson Indians	H	W	28-0
Tucson Indians	H	W	21-10
49-10			

1904 (3-1-2)

Head Coach: Orin A. Kates
Captain: Burrell Hatcher

Tucson Indians	H	T	0-0
Tucson Indians	H	W	6-5
Phoenix H.S.	A	L	0-37
Tucson Indians	H	W	26-0
Tucson Indians	H	W	28-0
Tombstone	H	T	6-6
66-48			

1905 (4-2)

Head Coach: William M. Ruthrauff
Captain: John Ruthrauff

Phoenix Indians	H	W	34-0
Tucson Indians	H	W	6-0
Tucson Indians	H	W	22-0
Tombstone	A	W	17-0
Pomona	A	L	5-41
Loyola (Calif.) +	A	L	0-55
+ First Night Game			84-96

1906 & 1907

No Teams Fielded

1908 (5-0)

Head Coach: H.B. Galbraith
Captain: Ron Burnham

Tucson Indians	H	W	27-0
Tucson Indians	H	W	43-0
Tucson Athletics	H	W	36-0
Tucson Indians	H	W	20-0
New Mexico	A	W	10-5
136-5			

1909 (3-1)

Head Coach: H.B. Galbraith
Captain: Thomas Rice

Fort Huachuca	H	W	33-0
New Mexico State	A	W	6-0
Prescott H.S.	H	W	21-0
New Mexico	H	L	11-23
71-23			

1910 (5-0)

Head Coach: George F. Shipp
Captain: Charles Roletti

Tucson H.S.	H	W	21-0
El Paso Military	H	W	29-0
New Mexico State	H	W	18-2
New Mexico	A	W	1-0 ^
Tucson H.S.	A	W	18-6
^ Win by default 87-8			

1911 (3-1-1)

Head Coach: George F. Shipp
Captain: Cliffe Rolfe

New Mexico	A	W	6-0
New Mexico State	A	L	0-3
El Paso Military	A	W	5-0
Tucson H.S.	H	T	0-0
Tucson H.S.	H	W	5-0
22-3			

1912 (2-1)

Head Coach: R.L. Quigley
Captain: Dick Merritt

Tucson H.S.	H	W	19-0
New Mexico State	A	L	14-21
New Mexico	A	W	22-9
55-30			

1913 (2-2)

Head Coach: Frank A. King
Captain: Jay McIntosh

New Mexico State	A	L	6-12
Phoenix Indians	H	W	13-0
Occidental	H	L	0-27
New Mexico	A	W	7-3
26-42			

1914 (4-1)

Head Coach: J.F. McKale
Captain: Turner Smith

Douglas YMCA	H	W	21-0
Arizona State	H	W	34-0
Occidental	A	L	0-14
New Mexico State	A	W	10-0
Pomona	H	W	7-6
72-20			

1915 (5-3)

Head Coach: J.F. McKale
Captain: William Asa Porter

Douglas YMCA	A	W	14-0
Arizona State	H	W	7-0
Pomona	A	W	7-3
Pheonix Indians	H	W	56-0
22nd Infantry (Douglas)	H	W	49-0
New Mexico State	A	L	0-3
Western New Mexico	A	L	0-6
Whittier	H	L	0-22
133-34			

1916 (5-3)

Head Coach: J.F. McKale
Captain: James Hendry

Douglas YMCA	A	W	16-0
22nd Infantry (Douglas)	H	W	29-0
Whittier	A	L	10-26
UTEP	H	W	41-0
Phoenix Indians	H	W	55-0
New Mexico State	H	W	73-0
Rice	A	L	16-47
USC +	N	L	7-20
+ Phoenix, Ariz.			247-93

1917 (3-2)

Head Coach: J.F. McKale
Captain: Bill McGowan

USC	A	L	6-31
New Mexico State	A	W	26-7
U.S. Field Artillery	H	W	41-0
Camp Henry Jones Officers	H	L	3-0
Whittier	A	W	45-0
121-38			

1918

No Team Fielded

1919 (7-1)

Head Coach: J.F. McKale
Captain: Emzy Lynch

Arizona State	H	W	59-0
Phoenix Indians	H	W	60-0
Soldiers	H	W	20-0
New Mexico State	A	W	33-0
Whittier	A	W	1-0 ^
Pomona	H	L	7-19
UTEP	H	W	46-0
Occidental	H	W	27-0
^ Win by default 235-19			

1920 (6-1)

Head Coach: J.F. McKale
Captain: A.L. Slonaker

Phoenix Indians	H	W	51-20
Camp Harry Jones	H	W	167-0
UTEP	A	W	60-7
New Mexico State	H	W	41-0
Pomona	A	L	0-31
New Mexico	H	W	28-7
Redlands	H	W	34-0
381-65			

1921 (7-2)

Head Coach: J.F. McKale
Captain: Walt Wofford

Bisbee Legion	H	W	84-13
Phoenix Indians	H	W	75-0
Texas A&M	A	L	13-17
UTEP	H	W	74-0
New Mexico State	A	W	31-0
New Mexico	A	W	24-0
N.M. Military J.C.	H	W	110-0
Whittier	H	W	7-0
* East-West Christmas Classic Bowl			
Centre (Ky.)	N	L	0-38
* San Diego, Calif. (Dec.26)			418-68

1922 (6-3)

Head Coach: J.F. McKale
Captain: John Hobbs

Phoenix Indians	H	W	19-0
USC	A	L	0-15
Santa Clara	A	L	7-8
New Mexico State	H	W	21-7
St. Mary's (Calif.)	H	W	20-3
New Mexico	H	W	10-0
Rice	A	L	0-10
UTEP	A	W	18-0
Utah State +	N	W	7-6
+ Phoenix, Ariz.			102-49

1923 (5-3)

Head Coach: J.F. McKale
Captain: Marvin Clark

Phoenix Indians	H	W	48-0
Phoenix J.C.	H	W	19-13
UTEP	H	W	12-7
St. Mary's (Calif.)	A	L	20-22
New Mexico	A	W	14-7
UC Davis +	N	L	7-9
USC	A	L	6-69
Santa Clara	H	W	20-0
+ Phoenix, Ariz.			146-127

1924 (2-4)

Head Coach: J.F. McKale
Captain: Kirke LaShelle

USC	A	L	0-29
Utah	A	L	7-32
New Mexico State	H	W	7-0
Nevada	A	L	14-23
New Mexico	H	L	0-3
UC Davis	H	W	12-6
40-93			

1925 (3-3-1)

Head Coach: J.F. McKale
Captain: Charles Gilliland

Arizona State	H	W	13-3
Utah	H	W	9-0
USC	A	L	0-56
New Mexico State	H	W	33-0
New Mexico	A	W	24-0
Texas	A	L	0-20
Nevada	H	T	0-0
70-79			

1926 (5-1-1)

Head Coach: J.F. McKale
Captain: Bob Crouch

Phoenix J.C.	H	W	54-0
Arizona State	H	W	35-0
New Mexico State	A	W	7-0
Whittier	H	W	16-6
New Mexico	H	W	21-0
Occidental +	A	L	7-9
Colorado State	H	T	3-3
+ L.A. Memorial Coliseum			143-18

1927 (4-2-1)

Head Coach: J.F. McKale
Captain: Martin Gentry

Occidental	H	T	14-14
UTEP	A	W	19-6
Eastern Arizona JC	H	W	65-0
New Mexico State	H	W	33-6
New Mexico	A	L	6-7
UCLA	H	W	16-13
Whittier	H	L	12-13
165-59			

1928 (5-1-2)

Head Coach: J.F. McKale
Captain: Ted Diebold

UCLA	A	T	7-7
Pomona	H	W	13-6
Arizona State	A	W	39-0
UTEP	A	W	12-6
New Mexico	H	T	6-6
USC	A	L	7-78
New Mexico State	H	W	40-0
Whittier	H	W	28-7
152-110			

1929 (7-1)

Head Coach: J.F. McKale
Captain: Wendell Acuff

Occidental +	A	W	16-7
Cal Tech ++	H	W	35-0
UTEP	H	W	19-0
New Mexico State	H	W	28-0
Arizona State	H	W	26-0
Pomona (@Phoenix)	N	L	12-15
New Mexico	A	W	6-0
Whittier	H	W	40-0
+ Played in Rose Bowl, night			182-22
++ First game in Arizona Stadium			

1930 (6-1-1)

Head Coach: J.F. McKale
Captains: Waldo Dicus & Bill Hargis

Cal Tech +	A	W	26-12
Rice	A	L	0-21
Arizona State	H	W	6-0
Occidental ++	N	W	21-0
Pomona	H	W	20-0
UTEP	A	T	0-0
New Mexico	H	W	33-0
Colorado State	H	W	16-0
+ Played in Rose Bowl, night			122-33
++ Phoenix, Ariz.			

1931 (3-5-1; 1-1-1 Border Conference)

Head Coach: Fred Enke
 Captain: Horrace Collier

Sept. 26	San Diego State	H	-/-	L	0-8
Oct. 3	Pomona	H	-/-	W	19-0
Oct. 10	Oklahoma State	A	-/-	L	0-31
Oct. 23	Rice	H	-/-	L	0-32
Oct. 31	Arizona State	A	-/-	L	6-19
Nov. 7	Northern Arizona	H	-/-	W	19-12
Nov. 14	New Mexico	A	-/-	T	7-7
Nov. 21	DePaul	H	-/-	W	14-13
Nov. 26	Colorado	H	-/-	L	7-27
72-149					

1932 (4-5; 3-2 Border Conf.)

Head Coach: A.W. Farwick
 Captain: Bill Davies

Sept. 24	Occidental	A	-/-	W	19-0
Oct. 1	Loyola Marymount	H	-/-	L	6-33
Oct. 8	New Mexico State	H	-/-	W	12-7
Oct. 14	Texas Tech	A	-/-	L	0-21
Oct. 22	Arizona State	A	-/-	W	20-6
Oct. 29	Northern Arizona +	N	-/-	L	6-7
Nov. 11	New Mexico	H	-/-	W	13-6
Nov. 19	San Diego State	A	-/-	L	0-13
Nov. 26	Oklahoma State	A	-/-	L	6-13
+ Phoenix, Ariz. 82-106					

1933 (5-3; 3-2 Border Conf.)

Head Coach: G.A. Oliver
 Captain: Clarence Sample

Sept. 30	Occidental	H	-/-	W	18-0
Oct. 7	Loyola Marymount	A	-/-	L	13-14
Oct. 14	Texas Tech	H	-/-	L	0-7
Oct. 27	New Mexico State	A	-/-	W	6-0
Nov. 4	Northern Arizona	H	-/-	W	24-0
Nov. 11	New Mexico	A	-/-	L	0-7
Nov. 18	Arizona State	A	-/-	W	26-7
Nov. 25	Whittier	H	-/-	W	26-0
113-35					

1934 (7-2-1; 2-1-1 Border Conf.)

Head Coach: G.A. Oliver
 Captain: Bud Robinson

Sept. 29	San Diego State	H	-/-	W	7-0
Oct. 6	Colorado State	A	-/-	W	7-3
Oct. 12	Whittier	A	-/-	W	14-7
Oct. 20	Loyola Marymount	H	-/-	L	0-6
Oct. 26	New Mexico State	H	-/-	T	0-0
Nov. 3	New Mexico	H	-/-	W	14-0
Nov. 10	Oklahoma City	A	-/-	W	26-6
Nov. 17	Arizona State	H	-/-	W	32-6
Nov. 29	Texas Tech	H	-/-	L	7-13
Dec. 7	Pacific +	N	-/-	W	31-7
+ Phoenix, Ariz. 138-48					

1935 (7-2; 4-0 Border Conf.)

Head Coach: G.A. Oliver
 Captain: Charles Cochran

Sept. 28	Arizona State	H	-/-	W	26-0
Oct. 5	Centenary	A	-/-	L	7-14
Oct. 12	Whittier	H	-/-	W	45-0
Oct. 19	Loyola Marymount	A	-/-	L	6-13
Oct. 26	New Mexico State	H	-/-	W	9-6
Nov. 2	Oklahoma City	H	-/-	W	27-0
Nov. 11	Texas Tech	A	-/-	W	7-6
Nov. 23	New Mexico	A	-/-	W	38-6
Nov. 30	Drake	H	-/-	W	53-0
218-45					

1936 (5-2-3; 3-0-1 Border Conf.)

Head Coach: G.A. Oliver
 Captain: None

Sept. 25	Brigham Young	H	-/-	W	32-6
Oct. 3	Utah	A	-/-	L	6-14
Oct. 10	Arizona State	A	-/-	W	18-0
Oct. 17	Centenary	H	-/-	T	13-13
Oct. 24	New Mexico State	H	-/-	W	28-7
Oct. 31	Kansas	A	-/-	T	0-0
Nov. 7	New Mexico	H	-/-	W	28-0
Nov. 21	Michigan State	A	-/-	L	0-7
Nov. 28	Wyoming +	N	-/-	W	58-0
Dec. 5	Texas Tech	H	-/-	T	7-7
+ Phoenix, Ariz. 190-54					

1937 (8-2; 3-1 Border Conf.)

Head Coach: G.A. Oliver
 Captain: None

Oct. 2	Arizona State	H	-/-	W	20-6
Oct. 9	Oklahoma State +	N	-/-	W	22-13
Oct. 16	Texas Tech	A	-/-	L	0-20
Oct. 23	Centenary	H	-/-	L	13-18
Oct. 30	New Mexico State	H	-/-	W	27-12
Nov. 6	Loyola Marymount	A	-/-	W	13-6
Nov. 13	New Mexico	A	-/-	W	23-0
Nov. 20	Kansas	H	-/-	W	9-7
Nov. 27	Colorado State	H	-/-	W	47-0
Dec. 4	Oregon	H	-/-	W	20-6
+ Phoenix, Ariz. 194-88					

1938 (3-6; 0-3 Border Conf.)

Head Coach: Orian M. Landreth
 Captain: George Ahee

Oct. 1	SMU	A	-/-	L	7-29
Oct. 8	New Mexico State	H	-/-	L	6-7
Oct. 15	Santa Clara +	N	-/-	L	0-27
Oct. 22	Loyola Marymount	A	-/-	W	14-12
Oct. 29	New Mexico	H	-/-	L	7-20
Nov. 5	Centenary	A	-/-	W	7-6
Nov. 12	UTEP	H	-/-	L	14-26
Nov. 19	Marquette	H	-/-	W	20-12
Nov. 26	Montana	H	-/-	L	0-7
+ Phoenix, Ariz. 75-146					

1939 (6-4; 1-2 Border Conf.)

Head Coach: Miles W. Casteel
 Captain: Tom Hargis

Sept. 23	Pomona	H	-/-	W	21-0
Sept. 30	Minnesota	A	-/-	L	0-62
Oct. 14	New Mexico State	H	-/-	W	20-3
Oct. 28	Marquette	A	-/-	L	6-13
Nov. 4	Centenary	H	-/-	W	7-0
Nov. 11	UTEP	A	-/-	L	6-14
Nov. 18	Pacific	H	-/-	W	12-7
Nov. 25	New Mexico	A	-/-	L	6-7
Nov. 30	Montana	H	-/-	W	6-0
Dec. 9	Loyola Marymount +	N	-/-	W	25-7
+ Phoenix, Ariz. 109-113					

1940 (7-2; 3-1 Border Conf.)

Head Coach: Miles W. Casteel
 Captain: John Black

Sept. 28	Northern Arizona	H	-/-	W	41-0
Oct. 5	New Mexico State	H	-/-	W	41-0
Oct. 12	Utah	A	-/-	L	0-24
Oct. 19	Centenary	H	-/-	W	29-6
Oct. 26	Oklahoma State +	N	-/-	W	24-0
Nov. 2	UTEP	A	-/-	W	20-13
Nov. 9	Loyola Marymount	A	-/-	W	20-13
Nov. 23	New Mexico	H	-/-	L	12-13
Nov. 30	Marquette	H	-/-	W	17-14
+ Phoenix, Ariz. 204-83					

1941 (7-3; 5-0 Border Conf.)

Head Coach: Miles W. Casteel
 Captain: Emil Benjivic

Sept. 27	Notre Dame	A	-/-	L	7-38
Oct. 4	New Mexico State	H	-/-	W	47-0
Oct. 11	Nevada	H	-/-	W	26-7
Oct. 18	New Mexico	A	-/-	W	31-6
Oct. 25	Arizona State	A	-/-	W	20-7
Nov. 1	UTEP	H	-/-	W	33-14
Nov. 8	Northern Arizona	H	-/-	W	41-0
Nov. 15	Oklahoma State	H	-/-	L	14-41
Nov. 29	Kansas State	H	-/-	W	28-21
Dec. 6	Utah	H	-/-	L	6-12
253-146					

1942 (6-4; 4-2 Border Conf.)

Head Coach: Miles W. Casteel
Captain: Murl McCain

Sept. 26	New Mexico State	H	-/-	W	53-0
Oct. 3	Utah	H	-/-	W	14-0
Oct. 10	Arizona State	A	-/-	W	23-0
Oct. 17	Oklahoma State	H	-/-	W	20-6
Oct. 24	Marquette	A	-/-	L	0-39
Nov. 7	Hardin Simmons	H	-/-	W	26-34
Nov. 14	New Mexico	H	-/-	L	14-13
Nov. 21	UTEP	A	-/-	W	19-7
Nov. 26	Texas Tech	H	-/-	L	7-13
Dec. 5	2nd Air Force	H	-/-	L	13-27
					189-139

1943 & 1944

World War II Years
No teams fielded



Like many schools around the nation, Arizona did not field a football team during the World War II years of 1943 and 1944. The war began affecting college football programs as early as 1942, though the Wildcats managed a 6-4 record under coach Miles W. Casteel in their final season before the two-year hiatus.

Among those on the 1942 squad were William "Bill" Lowell (pictured), Rue Mattice and Stanley Petropolis, who served in World War II and were killed in action. Lowell served in the U.S. Marine Corps and died during the battle of Iwo Jima, a month-long conflict that killed more than 6,800 Americans. Petropolis was one of 19,000 American soldiers killed in the Battle of the Bulge, an attack

by Germany on France, Belgium and Luxembourg late in World War II. Mattice, a First Lieutenant in the U.S. Army, died shortly after Japan announced it would surrender, flying transport in the Philippines when he lost power to both engines.

In 2008, a memorial was built on campus to honor Lowell and fellow teammates from the 1942 football team who served in World War II. The memorial was inspired by J. David Lowell, Bill Lowell's younger brother and a generous UA benefactor. Lowell donated \$2.5 million in capital funding toward construction of the UA basketball/volleyball practice facility northeast of McKale Memorial Center. The memorial – which features a life-size bust of Bill Lowell – is located just west of the entrance to the Richard Jefferson Gymnasium.

David Lowell and his wife Edith later made additional contributions to the athletics department to fund construction of the Lowell-Stevens Football Facility, which is a five-story football building that houses the entire Wildcat football operation and encloses the north end of Arizona Stadium.

1945 (5-0; No Conference Play)

Head Coach: Miles W. Casteel
Captain: Boyd Morse

Oct. 13	Northern Arizona	H	-/-	W	52-6
Oct. 20	San Diego State	A	-/-	W	46-0
Oct. 27	Williams Field	H	-/-	W	30-0
Nov. 10	Cal Poly	H	-/-	W	37-6
Nov. 17	San Diego State	H	-/-	W	28-0
					193-12

1946 (4-4-2; 2-2-1 Border Conf.)

Head Coach: Miles W. Casteel
Captain: Virgil Marsh

Sept. 28	Arizona State	H	-/-	W	67-0
Oct. 5	Utah	A	-/-	L	7-14
Oct. 12	UTEP	H	-/-	W	27-13
Oct. 19	Pacific	H	-/-	W	47-13
Oct. 26	Marquette	A	-/-	L	0-20
Nov. 2	Hardin Simmons	H	-/-	L	8-19
Nov. 9	Santa Clara	H	-/-	T	21-21
Nov. 16	New Mexico	A	-/-	T	13-13
Nov. 23	Texas Tech	H	-/-	L	0-16
Nov. 30	Kansas State	H	-/-	W	28-7
					218-136

1947 (5-4-1; 3-2 Border Conf.)

Head Coach: Miles W. Casteel
Captain: Fred Knez

Sept. 27	Wyoming	H	-/-	W	27-7
Oct. 4	Montana	H	-/-	W	40-7
Oct. 11	Hardin Simmons	A	-/-	L	7-35
Oct. 18	UTEP	A	-/-	W	14-13
Oct. 25	New Mexico	H	-/-	W	22-12
Nov. 8	Texas Tech	A	-/-	L	28-41
Nov. 15	Arizona State	A	-/-	W	26-13
Nov. 22	Marquette	H	-/-	L	21-39
Nov. 29	Kansas	H	-/13	L	28-54
Dec. 6	Utah	H	-/-	T	20-20
					233-241

1948 (6-5; 3-2 Border Conf.)

Head Coach: Miles W. Casteel
Captains: Harry Varner & Art Converse

Sept. 25	San Diego State	H	-/-	W	14-6
Oct. 2	Utah	A	-/-	L	14-47
Oct. 9	Hardin Simmons	H	-/-	W	20-14
Oct. 16	Michigan State	A	-/-	L	7-61
Oct. 23	Texas Tech	H	-/-	L	0-31
Oct. 30	Arizona State	H	-/-	W	33-21
Nov. 6	New Mexico	A	-/-	W	14-6
Nov. 13	UTEP	H	-/-	L	14-25
Nov. 20	Iowa State	H	-/-	W	14-7
Nov. 27	Marquette +	N	-/-	W	24-14
Jan. 1	Salad Bowl (Phoenix, Ariz.)				
	Drake	N	-/-	L	13-14
					+ Phoenix, Ariz. 167-246

1949 (2-7-1; 2-4 Border Conf.)

Head Coach: Bob Winslow
Captains: Max Spilsbury & Roy Rivenburg

Sept. 24	New Mexico State	H	-/-	W	40-7
Oct. 1	Utah	H	-/-	T	12-12
Oct. 8	Hardin Simmons	A	-/-	L	0-35
Oct. 15	UTEP	H	-/-	L	0-28
Oct. 22	Texas Tech	A	-/-	L	7-27
Oct. 29	Denver	A	-/-	L	6-20
Nov. 5	New Mexico	H	-/-	W	46-14
Nov. 12	Arizona State	A	-/-	L	7-34
Nov. 19	Michigan State	H	-/18	L	0-75
Nov. 26	Kansas	H	-/-	L	0-46
					118-298

1950 (4-6; 2-4 Border Conf.)

Head Coach: Bob Winslow
Captain: Eddie Wolgast

Sept. 23	West Texas	H	-/-	L	26-34
Sept. 30	Utah	A	-/-	L	14-27
Oct. 7	Hardin Simmons	H	-/-	W	32-28
Oct. 14	UTEP	A	-/-	L	13-14
Oct. 21	Colorado	A	-/-	L	25-28
Oct. 28	Denver	H	-/-	W	19-14
Nov. 4	New Mexico	A	-/-	W	38-0
Nov. 11	Arizona State	H	-/-	L	13-47
Nov. 18	Texas Tech	H	-/-	L	7-39
Nov. 25	Iowa State	H	-/-	W	27-26
					214-257

1951 (6-5; 4-3 Border Conf.)

Head Coach: Bob Winslow
Captains: Jim Donarski & Bill Glazier

Sept. 15	New Mexico State	H	-/-	W	67-13
Sept. 22	Utah	H	-/-	L	7-27
Sept. 29	Oregon	A	-/-	L	21-39
Oct. 6	West Texas	H	-/-	W	28-13
Oct. 13	UTEP	H	-/-	W	19-15
Oct. 27	Texas Tech	A	-/-	L	0-41
Nov. 3	New Mexico	H	-/-	W	32-20
Nov. 10	Arizona State	A	-/-	L	14-61
Nov. 17	Idaho	H	-/-	W	13-6
Nov. 24	Hardin Simmons	A	-/-	L	13-14
Dec. 21	Hawaii	A	-/-	W	32-21
					246-270

1952 (6-4; 3-2 Border Conf.)

Head Coach: Warren Woodson

Captains: Jim Donarski & Dick Christiansen

Sept. 20	Hawaii	H	-/-	W	57-7
Sept. 27	New Mexico State	H	-/-	W	62-12
Oct. 4	Utah	A	-/-	W	27-0
Oct. 11	Colorado	H	-/-	L	19-34
Oct. 18	Marquette	A	-/-	L	7-37
Oct. 25	Hardin Simmons	H	-/-	W	13-12
Nov. 1	New Mexico	A	-/-	W	13-7
Nov. 8	Arizona State	H	-/-	L	18-20
Nov. 15	UTEP	A	-/-	W	55-7
Nov. 22	Texas Tech	A	-/-	L	14-19
					285-155

1953 (4-5-1; Border Conf.)

Head Coach: Warren Woodson

Captain: Buddy Lewis

Sept. 19	Utah	A	-/-	L	7-28
Sept. 26	Colorado	A	-/-	L	14-20
Oct. 3	New Mexico State	H	-/-	W	46-7
Oct. 10	New Mexico	H	-/-	W	20-0
Oct. 17	Marquette	H	-/-	L	0-14
Oct. 31	West Texas	H	-/-	W	39-6
Nov. 7	Texas Tech	A	-/-	L	27-52
Nov. 14	UTEP	H	-/-	L	20-28
Nov. 21	Kansas State	H	-/-	T	26-26
Nov. 28	Arizona State %	A	-/-	W	35-0
% First TV game (statewide)					234-181

1954 (7-3; 3-2 Border Conf.)

Head Coach: Warren Woodson

Captains: Buddy Lewis & Glen Bowers

Sept. 18	New Mexico State	H	-/-	W	58-0
Sept. 25	Utah	A	-/-	W	54-20
Oct. 9	Colorado	H	-/-	L	18-40
Oct. 16	Idaho	H	-/-	W	35-13
Oct. 23	New Mexico	A	-/-	W	41-7
Oct. 30	West Texas	H	-/-	W	48-12
Nov. 6	Texas Tech	H	-/-	L	14-28
Nov. 13	UTEP	A	-/-	L	21-41
Nov. 20	Arizona State	H	-/-	W	54-14
Nov. 27	Wyoming	H	-/-	W	42-40
					385-215

1955 (5-4-1; 1-2-1 Border Conf.)

Head Coach: Warren Woodson

Captains: Paul Hatcher & Bill Codd

Sept. 17	Colorado State	H	-/-	W	20-7
Sept. 24	Colorado	A	-/-	L	0-14
Oct. 1	Idaho	H	-/-	W	47-14
Oct. 8	West Texas	H	-/-	T	20-20
Oct. 15	UTEP	H	-/-	L	0-29
Oct. 22	Oregon	H	-/-	L	27-46
Nov. 5	Texas Tech	A	-/-	L	7-27
Nov. 12	Montana	H	-/-	W	29-0
Nov. 19	New Mexico	H	-/-	W	27-6
Nov. 26	Arizona State	A	-/-	W	7-6
					184-169

1956 (4-6; 1-3 Border Conf.)

Head Coach: Warren Woodson

Captains: Paul Hatcher & Art Luppino

Sept. 15	Montana +	N	-/-	W	27-12
Sept. 22	Wyoming	H	-/-	L	20-26
Sept. 29	South Dakota State	H	-/-	W	60-0
Oct. 6	Utah State	H	-/-	L	7-12
Oct. 13	at UTEP	A	-/-	L	6-28
Oct. 20	at New Mexico	A	-/-	W	26-12
Oct. 27	Texas Tech	H	-/-	L	7-21
Nov. 3	West Texas	H	-/-	W	20-13
Nov. 17	Arizona State	H	-/-	L	0-20
Nov. 24	Colorado	H	-/20	L	7-38
+ Phoenix, Ariz.					180-182

1957 (1-8-1; 0-4 Border Conf.)

Head Coach: Ed Doherty

Captains: Allen Polley & Jack Davis

Sept. 21	Brigham Young	H	-/-	T	14-14
Sept. 28	Missouri	A	-/-	L	13-35
Oct. 12	Colorado	A	-/-	L	14-34
Oct. 19	New Mexico	H	-/-	L	0-27
Oct. 26	Texas Tech	H	-/-	L	6-28
Nov. 2	West Texas	H	-/-	L	20-21
Nov. 9	Hardin Simmons	H	-/-	L	20-28
Nov. 16	Simmons El Paso	H	-/-	L	14-51
Nov. 23	Marquette	H	-/-	W	17-14
Nov. 30	Arizona State	A	-/11	L	7-47
					125-299

1958 (3-7; 2-1 Border Conf.)

Head Coach: Ed Doherty

Captains: Ralph Hunsaker

Sept. 20	Utah State	H	-/-	W	7-6
Sept. 27	Iowa State	H	-/-	L	0-14
Oct. 4	at Tulsa	A	-/-	L	0-34
Oct. 11	Colorado	H	-/19	L	12-65
Oct. 18	at New Mexico	A	-/-	L	13-33
Oct. 25	Idaho	H	-/-	L	16-24
Nov. 1	West Texas	H	-/-	W	15-8
Nov. 8	Texas Tech	A	-/-	L	6-33
Nov. 15	at UTEP	A	-/-	W	14-12
Nov. 22	Arizona State	H	-/-	L	0-47
					83-276

1959 (4-6; 1-2 Border Conf.)

Head Coach: Jim LaRue

Captains: Jim Geist, Gary Cropper

Sept. 19	BYU	H	-/-	L	14-18	21,481
Sept. 26	West Texas State	A	-/-	W	7-6	8,500
Oct. 3	Idaho	H	-/-	W	16-14	19,263
Oct. 17	New Mexico	H	-/-	L	7-28	25,870
Oct. 24	Colorado	H	-/-	L	0-18	20,076
Oct. 31	Utah	A	-/-	L	6-54	11,000
Nov. 7	Texas Tech	H	-/-	W	30-26	12,759
Nov. 14	Air Force +	N	-/-	L	15-22	10,500
Nov. 21	UTEP	H	-/-	W	14-10	19,062
Nov. 28	Arizona State	A	-/-	L	9-15	32,500
+Boulder, Colo.					118-211	

1960 (Won 7-3; 3-0 Border Conf.)

Head Coach: Jim LaRue

Captain: Tony Matz

Sept. 24	Utah	H	-/-	L	3-13	24,595
Oct. 1	Wyoming	H	-/-	W	21-19	20,167
Oct. 8	Colorado	A	-/-	L	16-35	34,152
Oct. 15	Tulsa	H	-/-	L	16-17	23,525
Oct. 22	New Mexico	A	-/-	W	26-14	14,726
Oct. 29	West Texas State	H	-/-	W	21-14	23,999
Nov. 5	Idaho	H	-/-	W	32-3	17,131
Nov. 12	UTEP	A	-/-	W	28-14	10,500
Nov. 19	Kansas State	H	-/-	W	35-16	20,814
Nov. 26	Arizona State	H	-/-	W	35-7	25,793
					233-152	

1961 (8-1-1; Independent)

Head Coach: Jim LaRue

Captains: Eddie Wilson, Bob Garis

Sept. 23	Colorado State	H	-/-	W	28-6	25,083
Sept. 30	Nebraska	A	-/-	T	14-14	34,721
Oct. 7	Hardin-Simmons	H	-/-	W	53-7	24,453
Oct. 14	Oregon +	N	-/-	W	15-6	19,542
Oct. 21	New Mexico	H	-/-	W	22-21	26,027
Oct. 28	West Texas State	A	-/-	L	23-27	12,000
Nov. 4	Wyoming	H	-/-	W	20-15	24,305
Nov. 11	Idaho	H	-/-	W	43-7	21,303
Nov. 18	UTEP	H	-/-	W	48-15	23,356
Nov. 25	Arizona State	A	-/-	W	22-13	40,164
+Portland, Ore.					288-131	

1962 (5-5; 2-2 WAC)

Head Coach: Jim LaRue

Captains: Kenneth Cook, Howard Breinig

Sept. 22	BYU %	H	-/-	W	27-21	24,276
Sept. 29	New Mexico	A	-/-	L	25-35	28,171
Oct. 6	Missouri	A	-/-	L	7-17	45,338
Oct. 13	Air Force	H	-/-	L	6-20	26,631
Oct. 20	Wyoming	A	-/-	L	8-31	16,202
Oct. 27	West Texas State	H	-/-	W	8-3	22,682
Nov. 3	Idaho	H	-/-	L	12-14	22,357
Nov. 10	Kansas State	H	-/-	W	14-13	20,419
Nov. 17	UTEP	A	-/-	W	7-0	8,500
Nov. 24	Arizona State	H	-/-	W	20-17	29,290
					% First WAC game	134-171

1963 (5-5; 2-2 WAC)

Head Coach: Jim LaRue

Captains: Gerald Zeman, Ted Christy

Sept. 21	Utah State	H	-/-	L	0-43	25,284
Sept. 28	BYU	H	-/-	W	33-7	20,767
Oct. 5	Washington State +	N	-/-	L	2-7	18,200
Oct. 12	UTEP	H	-/-	W	13-7	24,902
Oct. 19	Oregon	H	-/-	L	12-28	18,564
Oct. 26	West Texas State	A	-/-	W	6-3	17,367
Nov. 2	Wyoming	H	-/-	W	15-7	20,195
Nov. 9	Idaho	H	-/-	W	34-7	17,765
Nov. 30	Arizona State	A	-/-	L	6-35	41,140
Dec. 7	New Mexico	H	-/-	L	15-22	16,569
					+Spokane, Washington	136-166

1964 (6-3-1; 3-1 WAC)

Head Coach: Jim LaRue

Captains: John Briscoe, Larry Fairholm

Sept. 26	BYU	H	-/-	W	39-6	26,218
Oct. 3	Washington State	H	-/-	W	28-12	31,138
Oct. 10	New Mexico	A	-/-	L	7-10	20,844
Oct. 17	Oregon	A	-/-	L	0-21	18,000
Oct. 24	Wyoming	H	-/-	W	15-7	27,383
Oct. 23	Air Force	A	-/-	L	0-7	32,325
Nov. 7	Idaho	H	-/-	W	14-7	23,513
Nov. 14	UTEP	A	-/-	W	14-0	8,355
Nov. 21	Iowa State	H	-/-	T	0-0	24,595
Nov. 28	Arizona State	H	-/-	W	30-6	30,847
					147-76	

1965 (3-7; 1-4 WAC)

Head Coach: Jim LaRue

Captains: James Pazerski, Tom Malloy

Sept. 18	Utah	A	-/-	W	16-9	11,063
Sept. 25	Kansas	A	-/-	W	23-15	32,846
Oct. 2	Wyoming	A	-/-	L	0-19	16,654
Oct. 9	New Mexico	H	-/-	L	2-24	33,700
Oct. 16	Washington State +	N	-/-	L	3-21	17,677
Oct. 23	San Jose State	H	-/-	L	7-13	28,832
Nov. 6	UTEP	H	-/-	W	10-3	24,681
Nov. 13	Air Force	H	-/-	L	7-34	28,391
Nov. 20	BYU	H	-/-	L	3-20	24,882
Nov. 27	Arizona State	A	-/-	L	6-14	35,896
					+ Spokane, Washington	77-172

1966 (3-7; 1-4 WAC)

Head Coach: Jim LaRue

Captains: Richard King, Roger Calderwood

Sept. 17	Iowa	A	-/-	L	20-31	37,550
Sept. 24	Kansas	H	-/-	L	13-35	33,147
Oct. 1	Wyoming	A	-/-	L	6-36	13,283
Oct. 8	New Mexico	A	-/-	W	36-15	21,756
Oct. 22	Utah	H	-/-	L	19-24	29,121
Oct. 29	BYU	H	-/-	L	14-16	24,420
Nov. 5	Oregon State +	N	-/-	L	12-31	13,067
Nov. 12	Washington State	H	-/-	W	28-18	23,061
Nov. 19	Iowa State	H	-/-	W	27-24	23,904
Nov. 26	Arizona State	H	-/-	L	17-20	34,130
					+ Portland, Ore.	192-250

1967 (3-6-1; 1-4 WAC)

Head Coach: Darrell Mudra

Captains: John Jones, Bill Nemeth, James Scott

Sept. 16	Wyoming	H	-/-	L	17-36	36,667
Sept. 30	Ohio State	A	-/-	W	14-7	77,468
Oct. 7	Missouri	A	-/-	L	3-17	45,800
Oct. 14	UTEP	H	-/-	T	9-9	36,949
Oct. 21	Utah	H	-/-	L	29-33	35,348
Oct. 28	Indiana	H	-/10	L	7-42	33,566
Nov. 4	New Mexico	H	-/-	W	48-13	20,965
Nov. 11	BYU	A	-/-	L	14-17	24,442
Nov. 18	Air Force	H	-/-	W	14-10	27,657
Nov. 25	Arizona State	A	-/-	L	7-47	41,567
					162-231	

1968 (8-3; 5-1 WAC)

Head Coach: Darrell Mudra

Captains: Thomas Nelson, Mike Moody

Sept. 21	Iowa State	A	-/-	W	21-12	21,000
Sept. 28	New Mexico	A	-/-	W	19-8	13,479
Oct. 5	UTEP	H	-/-	W	25-0	37,300
Oct. 19	BYU	H	-/-	W	19-3	37,650
Oct. 26	Indiana	A	-/-	L	13-16	44,847
Nov. 2	Washington State	H	-/-	W	28-14	31,400
Nov. 9	Air Force	A	-/-	W	14-10	32,196
Nov. 16	Utah	A	-/-	W	16-15	16,544
Nov. 23	Wyoming	H	-/20	W	14-7	40,500
Nov. 30	Arizona State	H	19/20	L	7-30	41,350
					Sun Bowl (El Paso, Texas)	
Dec. 28	Auburn	N	-/18	L	10-34	32,302
					186-149	

1969 (3-7; 3-3 WAC)

Head Coach: Bob Weber

Captains: Charles Duke, Jim Grossman

Sept. 20	Wyoming	A	-/-	L	7-23	20,400
Sept. 27	Kansas State	H	-/-	L	27-42	38,750
Oct. 4	Iowa	A	-/-	L	19-31	47,391
Oct. 11	Houston	H	-/-	L	17-34	32,800
Oct. 18	UTEP	H	-/-	W	26-10	30,000
Oct. 25	New Mexico	H	-/-	W	52-28	31,500
Nov. 1	BYU	A	-/-	L	21-31	28,941
Nov. 8	Syracuse	A	-/-	L	0-23	23,346
Nov. 15	Utah	H	-/-	W	17-16	23,400
Nov. 29	Arizona State	A	-/-	L	24-38	49,106
					210-276	

1970 (4-6; 2-4 WAC)

Head Coach: Bob Weber

Captains: Billy McKinley, Willie Lewis, John Eggold

Sept. 19	Michigan	A	-/8	L	9-20	80,386
Sept. 26	San Jose State	H	-/-	W	30-29	38,800
Oct. 3	Iowa	H	-/-	W	17-10	37,500
Oct. 10	BYU	H	-/-	W	24-17	32,500
Oct. 24	Utah	A	-/-	L	0-24	15,046
Oct. 31	Air Force	H	-/7	L	20-23	36,000
Nov. 7	New Mexico	A	-/-	L	7-35	18,110
Nov. 14	UTEP	A	-/-	L	17-33	15,605
Nov. 21	Wyoming	H	-/-	W	38-12	31,000
Dec. 5	Arizona State	H	-/9	L	6-10	38,500
					168-213	

1971 (5-6; 3-3 WAC)

Head Coach: Bob Weber

Captains: Charlie McKee, Mark Arneson

Sept. 18	Washington State +	N	-/-	W	39-28	13,500
Sept. 25	UTEP	A	-/-	W	14-6	20,520
Oct. 2	Texas Tech	H	-/-	L	10-13	31,000
Oct. 9	Wyoming	A	-/-	L	3-14	19,100
Oct. 16	UCLA	H	-/-	L	12-28	37,500
Oct. 23	Utah	H	-/-	W	14-3	31,000
Oct. 30	New Mexico	H	-/-	L	28-34	30,000
Nov. 6	Oregon State	H	-/-	W	34-22	31,000
Nov. 13	BYU	A	-/-	W	27-14	27,109
Nov. 20	San Diego State	A	-/-	L	10-39	21,681
Nov. 27	Arizona State	A	-/9	L	0-31	50,370
					+ Spokane, Wash.	191-232

1972 (4-7; 4-3 WAC)

Head Coach: Bob Weber
Captains: None

Sept. 9	Colorado State	H	-/-	W	17-0	30,000
Sept. 16	Oregon	A	-/-	L	7-34	30,000
Sept. 23	Washington State	H	-/-	L	6-28	30,000
Oct. 7	UCLA	A	-/14	L	31-42	27,321
Oct. 14	New Mexico	A	-/-	W	27-15	15,672
Oct. 21	Texas Tech	A	-/-	L	10-35	33,320
Oct. 28	UTEP	H	-/-	W	45-22	28,000
Nov. 4	Utah	A	-/-	L	27-28	19,238
Nov. 11	BYU	H	-/-	W	21-7	26,500
Nov. 18	Wyoming	H	-/-	L	14-22	30,500
Nov. 25	Arizona State	H	-/18	L	21-38	38,500
						226-271

1973 (8-3; 6-1 WAC)

Head Coach: Jim Young
Captains: Ransom Terrell, James O'Conner, Mark Neal

Sept. 8	Colorado State	A	-/-	W	31-0	17,217
Sept. 16	Wyoming	A	-/-	W	21-7	19,718
Sept. 22	Indiana	H	-/-	W	26-10	38,643
Oct. 6	Iowa	A	-/-	W	23-20	40,365
Oct. 13	New Mexico	H	-/-	W	22-14	39,582
Oct. 20	Texas Tech	H	19/-	L	17-31	40,172
Oct. 27	Utah	H	-/-	W	42-21	34,219
Nov. 3	UTEP	A	-/-	W	35-18	6,960
Nov. 10	BYU	A	-/-	W	24-10	19,597
Nov. 17	Air Force	H	19/-	L	26-27	39,733
Nov. 24	Arizona State	A	-/13	L	19-55	51,383
						286-213

1974 (9-2; 6-1 WAC)

Head Coach: Jim Young
Captain: Rex Naumetz

Sept. 14	San Diego State	H	17/-	W	17-10	38,914
Sept. 21	Indiana	A	17/-	W	35-20	35,683
Sept. 28	New Mexico	A	15/-	W	15-10	24,440
Oct. 5	UTEP	H	12/-	W	42-13	38,051
Oct. 12	Utah	A	12/-	W	41-8	24,802
Oct. 19	Texas Tech	A	9/17	L	8-17	40,231
Oct. 26	BYU	H	16/-	L	13-37	34,116
Nov. 9	Colorado State	H	-/-	W	34-21	33,116
Nov. 16	Air Force	A	-/-	W	27-24	34,802
Nov. 23	Wyoming	H	-/-	W	21-14	34,467
Nov. 30	Arizona State	H	-/-	W	10-0	40,782
						263-174

1975 (9-2; 5-2 WAC)

Head Coach: Jim Young
Captain: Bruce Hill

Sept. 20	Pacific	H	17/-	W	16-0	37,720
Sept. 27	Wyoming	A	15/-	W	14-0	21,720
Oct. 4	Northwestern	H	17/-	W	41-6	38,501
Oct. 11	UTEP	A	17/-	W	36-0	15,700
Oct. 18	Texas Tech	H	13/-	W	32-28	39,854
Oct. 25	New Mexico	H	13/-	L	34-44	35,878
Nov. 1	BYU	A	17/-	W	36-20	27,882
Nov. 8	San Diego State	A	15/13	W	31-24	53,611
Nov. 15	Colorado State	A	12/-	W	31-9	19,887
Nov. 22	Utah	H	11/-	W	38-14	39,227
Nov. 29	Arizona State	A	12/8	L	21-24	51,388
						330-169

1976 (5-6; 3-4 WAC)

Head Coach: Jim Young
Captain: Obra Erby

Sept. 11	Auburn	H	-/-	W	31-19	52,206
Sept. 18	UCLA	A	-/5	L	9-37	41,651
Sept. 25	BYU	H	-/-	L	16-23	45,918
Oct. 2	Northwestern	A	-/-	W	27-15	23,097
Oct. 9	UTEP	H	-/-	W	63-12	42,177
Oct. 23	Texas Tech	A	-/8	L	27-52	44,890
Oct. 30	Utah	A	-/-	W	38-35	18,231
Nov. 6	Wyoming	H	-/-	L	24-26	51,809
Nov. 13	Colorado State	H	-/-	W	23-6	44,716
Nov. 20	New Mexico	A	-/-	L	15-21	15,121
Nov. 27	Arizona State	H	-/-	L	10-27	56,807
						283-273

1977 (5-7; 3-4 WAC)

Head Coach: Tony Mason
Captain: Jon Abbott

Sept. 10	Auburn	A	-/-	L	10-21	45,500
Sept. 17	San Diego State	H	-/-	L	14-21	42,135
Sept. 24	Iowa	A	-/-	W	41-7	53,110
Oct. 1	Wyoming	A	-/-	L	12-13	25,133
Oct. 8	Texas Tech	H	-/17	L	26-32	41,500
Oct. 22	Utah	H	-/-	W	45-17	43,500
Oct. 29	BYU	A	-/17	L	14-34	33,106
Nov. 5	Colorado State	H	-/-	L	14-35	41,016
Nov. 12	New Mexico	H	-/-	W	15-13	40,500
Nov. 19	UTEP	A	-/-	W	41-24	7,100
Nov. 26	ASU	A	-/19	L	7-23	56,326
Dec. 3	Hawai'i	A	-/-	W	17-10	30,994
						256-250

1978 (5-6; 3-4 Pac-10)

Head Coach: Tony Mason
Captains: Corky Ingraham, Neil Orr

Sept. 9	Kansas State	H	-/-	W	31-0	50,484
Sept. 16	Oregon State %	H	-/-	W	21-7	49,056
Sept. 23	Texas Tech	A	-/-	L	26-41	41,712
Sept. 30	Iowa	H	-/-	W	23-3	46,851
Oct. 7	Michigan	A	-/3	L	17-21	104,913
Oct. 14	California	H	-/-	L	20-33	54,121
Oct. 27	UCLA	A	-/10	L	14-24	41,077
Nov. 4	Washington	A	-/20	L	21-31	47,587
Nov. 11	Oregon	A	-/-	W	24-3	26,200
Nov. 18	Washington State	H	-/-	W	31-24	49,557
Nov. 25	Arizona State	H	-/-	L	17-18	58,090
% First Pacific-10 Conference Game						245-205

1979 (6-5-1; 4-3 Pac-10)

Head Coach: Tony Mason
Captains: Jim Krohn, Cleveland Crosby

Sept. 1	Colorado State	H	-/-	W	33-17	50,323
Sept. 8	Washington State	A	-/-	W	22-7	26,753
Sept. 15	California	H	-/-	L	7-10	52,124
Sept. 22	Texas Tech	H	-/-	T	14-14	40,476
Sept. 29	San Jose State	H	-/-	W	38-18	48,061
Oct. 13	Oregon	H	-/-	W	24-13	47,681
Oct. 20	Stanford	H	-/-	L	10-30	55,217
Nov. 3	USC	A	-/3	L	7-34	62,054
Nov. 10	San Diego State	A	-/-	L	10-42	38,581
Nov. 17	Oregon State	H	-/-	W	42-18	45,162
Nov. 24	Arizona State	A	-/-	W	27-24	70,947
Fiesta Bowl (Tempe, Ariz.)						
Dec. 25	Pittsburgh	N	-/10	L	10-16	55,347
						244-243

1980 (5-6; 3-4 Pac-10)

Head Coach: Larry Smith
Captain: Hubie Oliver

Sept. 20	Colorado State	H	-/-	L	13-15	48,511
Sept. 27	California	A	-/-	W	31-24	41,000
Oct. 4	Iowa	A	-/-	W	5-3	59,950
Oct. 11	USC	H	-/2	L	10-27	54,789
Oct. 18	Washington State	H	-/-	L	14-38	47,132
Oct. 25	Notre Dame	H	-/2	L	3-20	56,211
Nov. 1	UCLA	H	-/2	W	23-17	42,876
Nov. 8	Washington	A	-/-	L	22-45	46,279
Nov. 15	Pacific	H	-/-	W	63-35	39,576
Nov. 22	Oregon State	A	-/-	W	24-7	15,300
Nov. 29	Arizona State	H	-/-	L	7-44	53,108
						215-275

1981 (6-5; 4-4 Pac-10)

Head Coach: Larry Smith
Captain: Bob Gareeb

Sept. 12	UCLA	H	-/12	L	18-35	49,311
Sept. 19	California	H	-/-	L	13-14	40,096
Sept. 26	Cal State Fullerton	H	-/-	W	37-16	36,279
Oct. 3	Stanford	H	-/-	W	17-13	41,110
Oct. 10	USC	A	-/1	W	13-10	56,315
Oct. 17	Oregon	A	-/-	W	18-14	24,264
Oct. 24	Washington State	H	-/16	L	19-34	50,265
Oct. 31	UTEP	H	-/-	W	48-15	35,642
Nov. 14	Oregon State	A	-/-	W	40-7	8,000
Nov. 21	Fresno State	H	-/-	L	17-23	38,107
Nov. 28	Arizona State	A	-/18	L	13-24	69,714
						253-205

1982 (6-4-1; 4-3-1 Pac-10)

Head Coach: Larry Smith
Captain: Al Gross

Sept. 11	Oregon State	H	-/-	W	38-12	35,599
Sept. 18	Washington	H	-/1	L	13-23	48,984
Sept. 25	Iowa	H	-/-	L	14-17	41,353
Oct. 9	UCLA	A	-/8	T	24-24	50,133
Oct. 16	Notre Dame	A	-/9	W	16-13	50,075
Oct. 23	Pacific	H	-/-	W	55-7	45,800
Oct. 30	Washington State	A	-/-	W	34-17	27,412
Nov. 6	Stanford	A	-/-	W	41-27	41,789
Nov. 13	USC	H	-/16	L	41-48	55,110
Nov. 20	Oregon	A	-/-	L	7-13	16,489
Nov. 27	Arizona State	H	-/6	W	28-18	58,515
311-219						

1983 (7-3-1; 4-3-1 Pac-10)

Head Coach: Larry Smith
Captains: Chris Brewer, Ricky Hunley

Sept. 3	Oregon State	H	14/-	W	50-6	40,570
Sept. 10	Utah	H	11/-	W	38-0	44,904
Sept. 17	Washington State	A	7/-	W	45-6	25,000
Sept. 24	Cal State Fullerton	H	4/-	W	27-10	43,107
Oct. 1	California	A	3/-	T	33-33	40,018
Oct. 8	Colorado State	H	10/-	W	52-21	40,309
Oct. 15	Oregon	H	9/-	L	10-19	45,233
Oct. 22	Stanford	A	19/-	L	22-31	40,208
Nov. 5	Washington	H	-/20	L	22-23	48,808
Nov. 12	UCLA	H	-/-	W	27-24	42,640
Nov. 26	Arizona State	A	-/-	W	17-15	70,033
343-188						

1984 (7-4; 5-2 Pac-10)

Head Coach: Larry Smith
Captain: LaMonte Hunley

Sept. 1	Fresno State	H	-/-	L	22-27	43,477
Sept. 8	California	H	-/-	W	23-13	41,244
Sept. 15	Oregon State	N	-/-	W	27-8	25,139
Sept. 22	LSU	A	-/12	L	26-27	78,052
Sept. 29	Long Beach State	H	-/-	W	31-24	41,910
Oct. 6	Oregon	H	-/19	W	28-14	40,848
Oct. 20	USC	A	-/14	L	14-17	65,411
Oct. 27	Washington	A	-/1	L	12-28	57,467
Nov. 3	Utah State	H	-/-	W	45-10	44,225
Nov. 10	Stanford	H	-/-	W	28-14	44,836
Nov. 24	Arizona State	H	-/-	W	16-10	58,132
+ Portland, Ore. 272-192						

1985 (8-3-1; 5-2 Pac-10)

Head Coach: Larry Smith
Captain: Allan Durden

Sept. 7	Toledo	H	-/-	W	23-10	44,691
Sept. 14	Washington State	H	-/-	W	12-7	46,437
Sept. 21	California	A	-/-	W	23-17	39,500
Sept. 28	Colorado	H	-/-	L	13-14	45,503
Oct. 5	SMU	H	-/6	W	28-6	52,114
Oct. 19	San Jose State	H	-/-	W	41-0	45,361
Oct. 26	Stanford	A	-/-	L	17-28	40,000
Nov. 2	Oregon State	A	-/-	W	27-6	21,384
Nov. 9	UCLA	H	-/14	L	19-24	57,779
Nov. 16	Oregon	H	-/-	W	20-8	35,779
Nov. 23	Arizona State	A	-/-	W	16-13	72,345
Sun Bowl (El Paso, Texas)						
Dec. 28	Georgia	N	-/-	T	13-13	52,203
252-146						

1986 (9-3; 5-3 Pac-10)

Head Coach: Larry Smith
Captain: Byron Evans

Sept. 6	Houston	H	-/-	W	37-3	52,433
Sept. 13	Colorado State	H	-/-	W	37-10	49,003
Sept. 20	Oregon	A	17/-	W	41-17	28,773
Sept. 27	Colorado	A	10/-	W	24-21	41,024
Oct. 11	UCLA	A	11/-	L	25-32	51,279
Oct. 18	Oregon State	H	16/-	W	23-12	52,669
Oct. 25	California	H	15/-	W	33-16	49,016
Nov. 1	USC	H	14/18	L	13-20	55,046
Nov. 8	Washington State	A	17/-	W	31-6	17,000
Nov. 22	Arizona State	H	14/4	W	34-17	58,267
Nov. 30	Stanford +	N	12/-	L	24-29	55,000
Aloha Bowl (Honolulu, Hawai'i)						
Dec. 27	North Carolina	N	16/-	W	30-21	26,743
+ Tokyo, Japan 352-204						

1987 (4-4-3; 2-3-3 Pac-10)

Head Coach: Dick Tomey
Captains: Chuck Cecil, Randy Kindred, Kevin McKinney, Charles Webb

Sept. 12	Iowa	H	-/-	L	14-15	57,284
Sept. 19	New Mexico	H	-/-	W	20-9	46,094
Sept. 26	UCLA	A	-/13	L	24-34	55,823
Oct. 3	Bowling Green	H	-/-	W	45-7	43,948
Oct. 10	California	A	-/-	T	23-23	35,000
Oct. 17	Oregon State	H	-/-	W	31-17	48,494
Oct. 24	Washington State	A	-/-	L	28-45	22,269
Oct. 31	Stanford	A	-/-	W	23-13	34,000
Nov. 7	Washington	H	-/-	T	21-21	50,021
Nov. 14	USC	A	-/-	L	10-12	51,428
Nov. 28	Arizona State	A	-/-	T	24-24	70,839
263-220						

1988 (7-4; 5-3 Pac-10)

Head Coach: Dick Tomey
Captains: James DeBow, Brad Henke, Bret Holley, Joe Tofflemire

Sept. 3	Oregon State	A	-/-	W	24-13	23,142
Sept. 10	Texas Tech	H	-/-	W	35-19	46,334
Sept. 17	Oklahoma	A	-/4	L	10-28	75,004
Sept. 24	Eastern Michigan	H	-/-	W	55-0	46,532
Oct. 1	USC	H	-/3	L	15-38	52,314
Oct. 15	Washington State	H	-/20	W	45-28	48,287
Oct. 22	UCLA	H	-/1	L	3-24	49,922
Oct. 29	California	H	-/-	L	7-10	47,182
Nov. 5	Washington	A	-/-	W	16-13	65,504
Nov. 12	Oregon	H	-/-	W	41-27	40,367
Nov. 26	Arizona State	H	-/-	W	28-18	56,978
279-218						

1989 (8-4; 5-3 Pac-10)

Head Coach: Dick Tomey
Captain: Kevin Singleton

Sept. 2	Stanford	H	18/-	W	19-3	48,712
Sept. 9	Texas Tech	A	20/-	L	14-24	35,940
Sept. 16	Oklahoma	H	-/6	W	6-3	50,931
Sept. 23	Washington	H	23/11	W	20-17	50,935
Sept. 30	Oregon	A	17/-	L	10-16	39,631
Oct. 14	UCLA	H	-/22	W	42-7	51,562
Oct. 21	Washington State	A	22/15	W	23-21	36,090
Oct. 28	Pacific	H	17/-	W	38-14	46,449
Nov. 4	California	A	15/-	L	28-29	29,000
Nov. 11	USC	H	25/9	L	3-24	52,606
Nov. 25	Arizona State	A	-/-	W	28-10	74,926
Copper Bowl (Tucson, Ariz.)						
Dec. 31	North Carolina State	H	-/-	W	17-10	37,237
248-178						

1990 (7-5; 5-4 Pac-10)

Head Coach: Dick Tomey
Captains: Darryll Lewis, Gary Coston, Kevin Singleton, Rick Warren

Sept. 8	Illinois	H	-/11	W	28-16	53,330
Sept. 15	New Mexico	A	20/-	W	25-10	26,472
Sept. 22	Oregon	H	18/-	W	22-17	53,283
Sept. 29	California	H	16/-	L	25-30	52,731
Oct. 6	UCLA	A	25/-	W	28-21	50,156
Oct. 13	Oregon State	A	21/-	L	21-35	21,623
Oct. 20	USC	A	-/15	W	35-26	68,212
Oct. 27	Washington State	H	23/-	W	42-34	55,520
Nov. 3	Washington	A	23/5	L	10-54	70,111
Nov. 10	Stanford	H	-/-	L	10-23	52,609
Nov. 24	Arizona State	H	-/-	W	21-17	57,112
Aloha Bowl (Honolulu, Hawai'i)						
Dec. 25	Syracuse	N	-/-	L	0-28	32,217
267-311						

1991 (4-7; 3-5 Pac-10)

Head Coach: Dick Tomey
Captains: John Fina, Craig Gilbert, Bobby Roland

Sept. 7	Ohio State	A	-/2	L	14-38	92,743
Sept. 14	Stanford	H	-/-	W	28-23	43,055
Sept. 21	California	H	-/24	L	21-23	46,715
Sept. 28	Long Beach State	H	-/-	W	45-21	46,334
Oct. 5	Washington	A	-/3	L	0-54	72,495
Oct. 12	UCLA	A	-/-	L	14-54	45,944
Oct. 26	Miami (Fla.)	H	-/2	L	9-36	53,349
Nov. 2	Oregon State	H	-/-	W	45-21	42,082
Nov. 9	Washington State	A	-/-	L	27-40	21,520
Nov. 16	USC	H	-/-	W	31-14	41,053
Nov. 23	Arizona State	A	-/-	L	14-37	73,427
248-361						

1992 (6-5-1; 4-3-1 Pac-10)

Head Coach: Dick Tomey

Captains: Heath Bray, Richard Maddox, George Malauulu, Ty Parten

Sept. 5	Utah State	H	-/-	W	49-3	37,239
Sept. 12	Washington State	H	-/-	L	20-23	39,112
Sept. 19	Oregon State	A	-/-	T	14-14	25,107
Sept. 26	Miami (Fla.)	A	-/1	L	7-8	47,049
Oct. 3	UCLA	H	-/11	W	23-3	50,708
Oct. 17	Stanford	A	-/8	W	21-6	47,217
Oct. 24	California	A	21/-	W	24-17	46,000
Oct. 31	New Mexico State	H	17/-	W	30-0	38,463
Nov. 7	Washington	H	12/1	W	16-3	58,510
Nov. 14	USC	A	9/18	L	7-14	53,849
Nov. 21	Arizona State	H	16/-	L	6-7	58,095
John Hancock Bowl (El Paso, Texas)						
Dec. 31	Baylor	N	22/-	L	15-20	41,622
						232-118

1993 (10-2; 6-2 Pac-10)

Head Coach: Dick Tomey

Captains: Brant Boyer, Billy Johnson, Jey Phillips

Sept. 4	UTEP	H	13/-	W	24-6	44,414
Sept. 11	Pacific	H	13/-	W	16-13	42,292
Sept. 18	Illinois	A	15/-	W	16-14	51,110
Sept. 25	Oregon State	A	15/-	W	33-0	27,215
Oct. 2	USC	H	12/-	W	38-7	56,075
Oct. 16	Stanford	H	11/-	W	27-24	57,799
Oct. 23	Washington State	H	7/25	W	9-6	46,675
Oct. 30	UCLA	A	7/15	L	17-37	66,656
Nov. 6	Oregon	H	14/-	W	31-10	57,309
Nov. 13	California	A	13/-	L	20-24	35,000
Nov. 26	Arizona State	A	19/-	W	34-20	73,115
IBM OS/2 Fiesta Bowl (Tempe, Ariz.)						
Jan. 1	Miami (Fla.)	N	16/10	W	29-0	72,260
						294-161

1994 (8-4; (6-2 Pac-10)

Head Coach: Dick Tomey

Captains: Ontiwaun Carter, Sean Harris, Steve McLaughlin, Warner Smith

Sept. 1	Georgia Tech	A	7/-	W	19-14	45,112
Sept. 10	New Mexico State	H	9/-	W	44-0	52,889
Sept. 24	Stanford	A	8/-	W	34-10	42,593
Oct. 1	Oregon State	H	6/-	W	30-10	54,245
Oct. 8	Colorado State	H	6/23	L	16-21	56,534
Oct. 15	Washington State	A	14/20	W	10-7	37,600
Oct. 22	UCLA	H	14/-	W	34-24	58,817
Oct. 29	Oregon	A	11/-	L	9-10	36,760
Nov. 5	California	H	18/-	W	13-6	58,374
Nov. 12	USC	A	13/17	L	28-45	61,264
Nov. 25	Arizona State	H	16/-	W	28-27	58,810
Freedom Bowl (Anaheim, Calif.)						
Dec. 27	Utah	N	15/14	L	13-16	27,477
						278-190

1995 (6-5; 4-4 Pac-10)

Head Coach: Dick Tomey

Captains: Tedy Bruschi, Brandon Sanders, Dan White

Sept. 2	Pacific	H	19/-	W	41-9	48,434
Sept. 7	Georgia Tech	H	17/-	W	20-19	46,786
Sept. 16	Illinois	A	17/-	L	7-9	57,134
Sept. 23	USC	H	25/5	L	10-31	58,503
Sept. 30	California	H	-/-	W	20-15	44,564
Oct. 14	UCLA	A	-/-	L	10-17	43,798
Oct. 21	Washington	H	-/-	L	17-31	58,471
Oct. 28	Washington State	A	-/-	W	24-14	32,924
Nov. 4	Oregon State	A	-/-	W	14-9	22,913
Nov. 11	Oregon	H	-/-	L	13-17	53,736
Nov. 24	Arizona State	A	-/-	W	31-28	67,606
						207-199

1996 (5-6; 3-5 Pac-10)

Head Coach: Dick Tomey

Captains: Joe Salave'a, Armon Williams, Richard Cice

Aug. 31	UTEP	H	-/-	W	23-3	40,388
Sept. 7	Iowa	A	-/-	L	20-21	68,267
Sept. 14	Illinois	H	-/-	W	41-0	43,012
Sept. 21	Washington	A	-/24	L	17-31	73,414
Oct. 5	Washington State	H	-/-	W	34-26	47,405
Oct. 12	USC	A	-/-	L	7-14	51,088
Oct. 26	Oregon State	H	-/-	W	33-7	43,716
Nov. 2	California	A	-/-	L (3OT)	55-56	35,000
Nov. 9	Oregon	A	-/-	L	31-49	40,721
Nov. 16	UCLA	H	-/-	W	35-17	47,171
Nov. 23	Arizona State	H	-/4	L	14-56	59,920
						310-280

1997 (7-5; 4-4 Pac-10)

Head Coach: Dick Tomey

Captains: Rusty James, Jimmy Sprotte, Rodney Williams

Sept. 4	Oregon	A	-/-	L	9-16	38,035
Sept. 13	UAB	H	-/-	W	24-10	36,309
Sept. 20	Ohio State	A	-/9	L	20-26	91,152
Sept. 27	UCLA	A	-/24	L	27-40	50,188
Oct. 4	San Diego State	H	-/-	W	31-28	39,195
Oct. 11	Stanford	H	-/16	W	28-22	40,273
Oct. 18	Washington	H	-/10	L	28-58	50,585
Oct. 25	Washington State	A	-/10	L (OT)	34-35	31,137
Nov. 8	Oregon State	H	-/-	W	27-7	39,754
Nov. 15	California	H	-/-	W (2OT)	41-38	37,111
Nov. 28	Arizona State	A	-/12	W	28-16	73,682
Insight.com Bowl (Tucson, Ariz.)						
Dec. 27	New Mexico	H	-/-	W	20-14	49,385
						317-312

1998 (12-1; 7-1 Pac-10)

Head Coach: Dick Tomey

Captains: Chris McAlister, Kelvin Eafon, Barrett Baker

Sept. 3	Hawai'i	A	24/-	W	27-6	38,745
Sept. 12	Stanford	A	21/-	W	31-14	30,096
Sept. 19	Iowa	H	16/-	W	35-11	52,634
Sept. 24	San Diego State	A	16/-	W	35-16	23,811
Oct. 3	Washington	A	14/20	W	31-28	71,469
Oct. 10	UCLA	H	10/5	L	28-52	58,738
Oct. 17	Oregon State	A	16/-	W	28-7	30,231
Oct. 24	Northeast Louisiana	H	14/-	W	45-7	39,218
Oct. 31	Oregon	H	13/12	W	38-3	44,931
Nov. 7	Washington State	H	10/-	W	41-7	47,761
Nov. 14	California	A	9/-	W	27-23	36,500
Nov. 27	Arizona State	H	7/-	W	50-42	57,953
Culligan Holiday Bowl (San Diego, Calif.)						
Dec. 30	Nebraska	N	5/9	W	23-20	65,354
						439-236

1999 (6-6; 3-5 Pac-10)

Head Coach: Dick Tomey

Captains: Dennis Northcutt, Marcus Bell, DaShon Polk

Aug. 28	Penn State +	A	4/3	L	7-41	97,168
Sept. 5	TCU	A	15/-	W	35-31	34,612
Sept. 11	Middle Tennessee	H	19/-	W	34-19	48,573
Sept. 18	Stanford	H	19/-	L	22-50	47,273
Sept. 25	Washington State	A	-/-	W	30-24	26,787
Oct. 9	USC	H	-/22	W	31-24	51,418
Oct. 16	UTEP	H	-/-	W	34-21	47,776
Oct. 23	Oregon	H	-/-	L	41-44	55,251
Oct. 30	UCLA	A	-/-	W	33-7	42,612
Nov. 6	Washington	H	-/-	L	25-33	56,614
Nov. 13	Oregon State	A	-/-	L	20-28	33,314
Nov. 27	Arizona State	A	-/-	L	27-42	68,102
+ Pigskin Classic (State College, Pa.)						339-364

2000 (5-6; 3-5 Pac-10)

Head Coach: Dick Tomey

Captains: Adrian Koch, Joe Tafoya, Ortege Jenkins

Sept. 2	Utah	A	-/-	W	17-3	41,352
Sept. 9	Ohio State	H	-/18	L	17-27	57,367
Sept. 16	San Diego State	H	-/-	W	17-3	44,973
Sept. 30	Stanford	A	-/-	W	27-3	31,165
Oct. 7	USC	A	-/22	W	31-15	49,342
Oct. 14	Washington State	H	22/-	W (3OT)	53-47	50,350
Oct. 21	Oregon	A	21/7	L	10-14	45,950
Oct. 28	UCLA	H	24/-	L	24-27	45,540
Nov. 4	Washington	A	-/8	L	32-35	70,411
Nov. 11	Oregon State	H	-/10	L	9-33	44,109
Nov. 24	Arizona State	H	-/-	L	17-30	54,297
						254-237

2001 (5-6; 2-6 Pac-10)

Head Coach: John Mackovic

Captains: Steven Grace, Brandon Nash, Anthony Thomas

Aug. 30	San Diego State	A	-/-	W	23-10	28,366
Sept. 8	Idaho	H	-/-	W	36-29	44,250
Sept. 22	UNLV	H	-/-	W	38-21	47,031
Sept. 29	Washington State	H	-/-	L	21-48	42,729
Oct. 6	Oregon	H	-/8	L	28-63	45,258
Oct. 13	Oregon State	A	-/-	L	3-38	36,619
Oct. 20	Washington	A	-/15	L	28-31	71,108
Oct. 27	USC	H	-/-	L	34-41	46,399
Nov. 3	California	A	-/-	W	38-24	26,222
Nov. 10	Stanford	H	-/-	L	37-51	40,632
Nov. 23	Arizona State	A	-/-	W	34-21	55,831
						320-377

2002 (4-8; 1-7 Pac-10)

Head Coach: John Mackovic

Captains: Lance Briggs, Jason Johnson, Makoa Freitas, Bobby Wade, Jarvie Worcester

Aug. 31	NAU	H	-/-	W	37-3	48,446
Sept. 14	Utah	H	-/-	W	23-17	44,243
Sept. 21	Wisconsin	A	-/22	L	10-31	78,582
Sept. 28	North Texas	H	-/-	W	14-9	37,917
Oct. 5	Oregon	H	-/8	L	14-31	47,356
Oct. 12	Washington	A	-/22	L	28-32	71,016
Oct. 17	Stanford	A	-/-	L	6-16	33,800
Oct. 26	Washington State	H	-/9	L	13-21	46,462
Nov. 2	Oregon State	A	-/-	L	3-38	36,644
Nov. 9	UCLA	H	-/-	L	7-37	43,613
Nov. 16	California	A	-/-	W	52-41	28,808
Nov. 29	Arizona State	H	-/-	L	20-34	47,005
						227-310

2003 (2-10; 1-7 Pac-10)

Head Coach: John Mackovic*/Mike Hankwitz

Captains: Reggie Sampay, Clay Hardt, Gary Love

Aug. 30	UTEP	H	-/-	W	42-7	40,264
Sept. 6	LSU	H	-/13	L	13-59	46,110
Sept. 13	Oregon	H	-/-	L	10-48	40,462
Sept. 20	Purdue	A	-/25	L	7-59	52,310
Sept. 27	TCU *	H	-/19	L (OT)	10-13	40,515
Oct. 4	Washington State	A	-/14	L	7-30	34,923
Oct. 11	UCLA	H	-/-	L	21-24	44,481
Oct. 25	California	A	-/-	L	14-42	33,249
Nov. 1	Oregon State	A	-/-	L	23-52	36,168
Nov. 8	Washington	H	-/-	W	27-22	48,319
Nov. 15	USC	H	-/2	L	0-45	39,201
Nov. 28	Arizona State	A	-/-	L	7-28	55,498
* Mackovic's final game						181-429

2004 (3-8; 2-6 Pac-10)

Head Coach: Mike Stoops

Captains: Darrell Brooks, Mike Bell, Steve Fleming, Keoki Fraser, Carlos Williams, Andre Torrey

Sept. 4	NAU	H	-/-	W	21-3	49,741
Sept. 11	Utah	H	-/17	L	6-23	52,790
Sept. 18	Wisconsin	H	-/20	L	7-9	50,275
Oct. 2	Washington State	H	-/-	L	19-20	43,579
Oct. 9	UCLA	A	-/-	L	17-31	57,638
Oct. 16	Oregon	A	-/-	L	14-28	58,237
Oct. 23	California	H	-/7	L	0-38	52,049
Oct. 30	Oregon State	H	-/-	L	14-28	47,245
Nov. 6	Washington	A	-/-	W	23-13	63,225
Nov. 13	USC	A	-/1	L	9-49	80,167
Nov. 26	Arizona State	H	-/18	W	34-27	55,095
						164-275

2005 (3-8; 2-6 Pac-10)

Head Coach: Mike Stoops

Captains: Darrell Brooks, Mike Bell, Gilbert Harris, Kili Lefotu

Sept. 2	Utah	A	-/-	L	24-27	45,528
Sept. 10	NAU	H	-/-	W	31-12	55,728
Sept. 17	Purdue	H	-/12	L	24-31	56,400
Oct. 1	California	A	-/12	L	0-28	55,944
Oct. 8	USC *	A	-/1	L	21-42	90,221
Oct. 15	Stanford	H	-/-	L	16-20	54,216
Oct. 22	Oregon	H	-/15	L	21-28	48,052
Oct. 29	Oregon State	A	-/-	W	29-27	40,759
Nov. 5	UCLA	H	-/7	W	52-14	55,775
Nov. 12	Washington	H	-/-	L	14-38	52,505
Nov. 25	Arizona State	A	-/-	L	20-23	67,635
* Result later vacated by NCAA						252-290

2006 (6-6; 4-5 Pac-10)

Head Coach: Mike Stoops

Captains: Antoine Cason, Syndric Steptoe, Spencer Larsen, Michael Johnson

Sept. 2	BYU	H	-/-	W	16-13	58,450
Sept. 9	LSU	A	-/8	L	3-45	92,221
Sept. 16	Stephen F. Austin	H	-/-	W	28-10	47,402
Sept. 23	USC	H	-/3	L	3-20	58,801
Sept. 30	Washington	H	-/-	L	10-21	55,409
Oct. 7	UCLA	A	-/-	L	7-27	65,644
Oct. 14	Stanford	A	-/-	W	20-7	39,317
Oct. 21	Oregon State	H	-/-	L	10-17	57,113
Nov. 4	Washington State	A	-/25	W	27-17	35,117
Nov. 11	California	H	-/8	W	24-20	55,519
Nov. 18	Oregon	A	-/-	W	37-10	58,029
Nov. 25	Arizona State	H	-/-	L	14-28	57,895
						199-235

2007 (5-7; 4-5 Pac-10)

Head Coach: Mike Stoops

Captains: Antoine Cason, Spencer Larsen, Eben Britton, Willie Tuitama, Anthony Johnson

Sept. 1	BYU	A	-/-	L	7-20	64,525
Sept. 8	NAU	H	-/-	W	45-24	52,638
Sept. 16	New Mexico	H	-/-	L	27-29	51,996
Sept. 22	California	A	-/8	L	27-45	56,021
Sept. 29	Washington State	H	-/-	W	48-20	50,945
Oct. 6	Oregon State	A	-/-	L	16-31	40,489
Oct. 13	USC	A	-/10	L	13-20	84,671
Oct. 20	Stanford	H	-/-	L	20-21	55,270
Oct. 27	Washington	A	-/-	W	48-41	61,124
Nov. 3	UCLA	H	-/-	W	34-27	51,727
Nov. 15	Oregon	H	-/2	W	34-24	50,387
Dec. 1	Arizona State	A	-/13	L	17-20	71,706
						336-322

2008 (8-5; 5-4 Pac-10)

Head Coach: Mike Stoops

Captains: Eben Britton, Nate Ness, Ronnie Palmer, Mike Thomas, Willie Tuitama

Aug. 31	Idaho	H	-/-	W	70-0	47,511
Sept. 6	Toledo	H	-/-	W	41-16	50,939
Sept. 13	New Mexico	A	-/-	L	28-36	32,337
Sept. 20	UCLA	A	-/-	W	31-10	65,434
Oct. 4	Washington	H	-/-	W	48-14	55,624
Oct. 11	Stanford	A	-/-	L	23-24	30,689
Oct. 18	California	H	-/25	W	42-27	48,372
Oct. 25	USC	H	-/6	L	10-17	57,427
Nov. 8	Washington State	A	-/-	W	59-28	24,118
Nov. 15	Oregon	A	-/-	L	45-55	58,368
Nov. 22	Oregon State	H	-/22	L	17-19	48,503
Dec. 6	Arizona State	H	-/-	W	31-10	58,704
Pioneer Las Vegas Bowl (Las Vegas, Nev.)						
Dec. 20	BYU	N	-/17	W	31-21	40,047
						476-277

2009 (8-5; 6-3 Pac-10)

Head Coach: Mike Stoops

Captains: Cam Nelson, Earl Mitchell, Terrell Turner, Colin Baxter

Sept. 5	Central Michigan	H	-/-	W	19-6	51,683
Sept. 12	NAU	H	-/-	W	34-17	50,623
Sept. 19	Iowa	A	-/-	L	17-27	70,585
Sept. 26	Oregon State	A	-/-	W	37-32	42,119
Oct. 10	Washington	A	-/-	L	33-36	61,621
Oct. 17	Stanford	H	-/-	W	43-38	53,479
Oct. 24	UCLA	H	-/-	W	27-13	51,440
Nov. 7	Washington State	H	21/-	W	48-7	50,242
Nov. 14	California	A	18/-	L	16-24	53,347
Nov. 21	Oregon	H	-/11	L (2OT)	41-44	57,863
Nov. 28	Arizona State	A	-/-	W	20-17	55,989
Dec. 5	USC	A	-/20	W	21-17	83,753
Pacific Life Holiday Bowl (San Diego, Calif.)						
Dec. 30	Nebraska	N	22/20	L	0-33	64,607
						356-311

2010 (7-6; 4-5 Pac-10)

Head Coach: Mike Stoops

Captains: Colin Baxter, Nick Foles, Lolomana Mikaele, Brooks Reed

Sept. 3	Toledo	A	-/-	W	41-2	25,907
Sept. 11	The Citadel	H	-/-	W	52-6	54,814
Sept. 18	Iowa	H	24/9	W	34-27	57,864
Sept. 25	California	H	14/-	W	10-9	50,906
Oct. 9	Oregon State	H	9/-	L	27-29	56,054
Oct. 16	Washington State	A	17/-	W	24-7	23,955
Oct. 23	Washington	H	15/-	W	44-14	56,244
Oct. 30	UCLA	A	15/-	W	29-21	53,408
Nov. 6	Stanford	A	13/10	L	17-42	43,506
Nov. 13	USC	H	18/-	L	21-24	54,722
Nov. 26	Oregon	A	20/1	L	29-48	59,990
Dec. 2	Arizona State	H	-/-	L (2OT)	29-30	56,253
Valero Alamo Bowl (San Antonio, Texas)						
Dec. 29	Oklahoma State	N	-/14	L	10-36	57,593
						367-295

2011 (4-8; 2-7 Pac-12)

Head Coach: Mike Stoops*/Tim Kish

Captains: Keola Antolin, Nick Foles, Robert Golden, Paul Vassallo, Trevin Wade

Sept. 3	NAU	H	-/-	W	41-10	51,761
Sept. 8	Oklahoma State	A	-/9	L	14-37	54,654
Sept. 17	Stanford %	H	-/6	L	10-37	49,636
Sept. 24	Oregon	H	-/10	L	31-56	56,096
Oct. 1	USC	A	-/-	L	41-48	63,707
Oct. 8	Oregon State *	A	-/-	L	27-37	40,403
Oct. 20	UCLA	H	-/-	W	48-12	46,656
Oct. 29	Washington	A	-/-	L	31-42	59,825
Nov. 5	Utah	H	-/-	L	21-34	50,839
Nov. 12	Colorado	A	-/-	L	29-48	48,111
Nov. 19	Arizona State	A	-/-	W	31-27	72,694
Nov. 26	Louisiana	H	-/-	W	45-37	38,819
					% First Pac-12 Conference Game	369-425
					* Stoops' final game	

2012 (8-5; 4-5 Pac-12)

Head Coach: Rich Rodriguez

Captains: Trace Biskin, Kyle Quinn, Matt Scott, Jake Fischer

Sept. 1	Toledo	H	-/-	W (OT)	24-17	48,670
Sept. 8	Oklahoma State	H	-/19	W	59-38	45,602
Sept. 15	South Carolina State	H	24/-	W	56-0	43,919
Sept. 22	Oregon	A	22/3	L	0-49	58,334
Sept. 29	Oregon State	H	-/18	L	35-38	44,153
Oct. 6	Stanford	A	-/18	L (OT)	48-54	48,204
Oct. 20	Washington	H	-/-	W	52-17	50,148
Oct. 27	USC	H	-/10	W	39-36	47,822
Nov. 3	UCLA	A	24/25	L	10-66	81,673
Nov. 10	Colorado	H	-/-	W	56-31	51,236
Nov. 17	Utah	A	-/-	W	34-24	45,031
Nov. 23	Arizona State	H	-/-	L	34-41	51,901
					Gildan New Mexico Bowl (Albuquerque, N.M.)	
Dec. 15	Nevada	N	-/-	W	49-48	24,610
						496-459

2013 (8-5; 4-5 Pac-12)

Head Coach: Rich Rodriguez

Captains: Jake Fischer, Terrence Miller, Sione Tuihalamaka

Aug. 30	NAU	H	-/-	W	35-0	53,793
Sept. 7	UNLV	A	-/-	W	58-13	26,950
Sept. 14	UTSA	H	-/-	W	38-13	41,661
Sept. 28	Washington	A	-/16	L	13-31	65,815
Oct. 10	USC	A	-/-	L	31-38	64,215
Oct. 19	Utah	H	-/-	W	35-24	50,871
Oct. 26	Colorado	A	-/-	W	44-20	38,679
Nov. 2	California	A	-/-	W	33-28	41,874
Nov. 9	UCLA	H	-/16	L	26-31	51,531
Nov. 16	Washington State	H	-/-	L	17-24	42,080
Nov. 23	Oregon	H	-/5	W	42-16	45,777
Nov. 30	Arizona State	A	-/13	L	21-58	72,542
					AdvoCare V100 Bowl (Shreveport, La.)	
Dec. 31	Boston College	N	-/-	W	42-19	36,917
						435-315

2014 (10-4; 7-2 Pac-12)

Head Coach: Rich Rodriguez

Captains: Steven Gurrola, Austin Hill, Dan Pettinato, Jared Tevis

Aug. 29	UNLV	H	-/-	W	58-13	50,103
Sept. 4	UTSA	A	-/-	W	26-23	33,472
Sept. 13	Nevada	H	-/-	W	35-28	48,504
Sept. 20	California	H	-/-	W	49-45	45,595
Oct. 2	Oregon	A	-/2	W	31-24	56,032
Oct. 11	USC	H	10/-	L	26-28	56,754
Oct. 25	Washington State	A	15/-	W	59-37	32,952
Nov. 1	UCLA	A	14/25	L	7-17	80,246
Nov. 8	Colorado	H	21/-	W	38-20	50,177
Nov. 15	Washington	H	17/-	W	27-26	47,757
Nov. 22	Utah	A	15/20	W	42-10	45,824
Nov. 28	Arizona State	H	12/13	W	42-35	56,083
Dec. 5	Oregon +	N	8/3	L	13-51	45,618
					VIZIO Fiesta Bowl (Glendale, Ariz.)	
Dec. 31	Boise State	N	12/21	L	30-38	66,896
					+ Pac-12 Championship (Santa Clara, Calif.)	483-395

2015 (7-6; 3-6 Pac-12)

Head Coach: Rich Rodriguez

Captains: Cayman Bundage, Reggie Gilbert, Will Parks, Casey Skowron

Sept. 3	UTSA	H	22/-	W	42-32	51,111
Sept. 12	Nevada	A	22/-	W	44-20	24,355
Sept. 19	NAU	H	20/-	W	77-13	51,494
Sept. 26	UCLA	H	16/9	L	30-56	56,004
Oct. 3	Stanford	A	-/18	L	17-55	46,628
Oct. 10	Oregon State	H	-/-	W	44-7	52,987
Oct. 17	Colorado	A	-/-	W	38-31	39,666
Oct. 24	Washington State	H	-/-	L	42-45	47,847
Oct. 31	Washington	A	-/-	L	3-49	56,749
Nov. 7	USC	A	-/-	L	30-38	76,309
Nov. 14	Utah	H	-/10	W (2OT)	37-30	48,912
Nov. 21	Arizona State	A	-/-	L	37-52	64,885
					Gildan New Mexico Bowl (Albuquerque, N.M.)	
Dec. 19	New Mexico	A	-/-	W	45-37	30,289
						486-465

2016 (3-9; 1-8 Pac-12)

Head Coach: Rich Rodriguez

Captains: Sani Fuimaono, Samajie Grant, Josh Kern, Nate Phillips

Sept. 3	BYU +	N	-/-	L	16-18	50,528
Sept. 10	Grambling State	H	-/-	W	31-21	45,686
Sept. 17	Hawai'i	H	-/-	W	47-28	50,116
Sept. 24	Washington	H	-/9	L (OT)	28-35	48,747
Oct. 1	UCLA	A	-/-	L	24-45	68,013
Oct. 8	Utah	A	-/24	L	23-36	45,917
Oct. 15	USC	H	-/-	L	14-48	55,463
Oct. 29	Stanford	H	-/-	L	10-34	46,740
Nov. 5	Washington State	A	-/25	L	7-69	33,547
Nov. 12	Colorado	H	-/16	L	24-49	41,068
Nov. 19	Oregon State	A	-/-	L	17-42	35,059
Nov. 25	Arizona State	H	-/-	W	56-35	50,197
					+ Cactus Kickoff Classic (Glendale, Ariz.)	297-460

2017 (7-6; 5-4 Pac-12)

Head Coach: Rich Rodriguez

Captains: Jacob Alsadek, Dane Cruikshank, Jarvis McCall Jr., Nick Wilson

Sept. 2	NAU	H	-/-	W	62-24	43,620
Sept. 9	Houston	H	-/-	L	16-19	43,334
Sept. 15	UTEP	A	-/-	W	63-16	22,133
Sept. 22	Utah	H	-/23	L	24-30	36,651
Oct. 7	Colorado	A	-/-	W	45-42	49,976
Oct. 14	UCLA	H	-/-	W	47-30	48,380
Oct. 21	California	A	-/-	W (2OT)	45-44	37,525
Oct. 28	Washington State	H	-/15	W	58-37	42,822
Nov. 4	USC	A	23/17	L	35-49	70,225
Nov. 11	Oregon State	H	-/-	W	49-28	40,984
Nov. 18	Oregon	A	-/-	L	28-48	51,799
Nov. 25	Arizona State	A	-/-	L	30-42	59,385
					Foster Farms Bowl (Santa Clara, Calif.)	
Dec. 27	Purdue	N	-/-	L	35-38	28,436
						537-447

2018 (5-7; 4-5 Pac-12)

Head Coach: Kevin Sumlin

Captains Selected By Game

Sept. 1	BYU	H	-/-	L	23-28	51,002
Sept. 8	Houston	A	-/-	L	18-45	32,534
Sept. 15	Southern Utah	H	-/-	W	62-31	41,493
Sept. 22	Oregon State	A	-/-	W	35-14	33,022
Sept. 29	USC	H	-/-	L	20-24	43,573
Oct. 6	California	H	-/-	W	24-17	44,253
Oct. 12	Utah	A	-/-	L	10-42	45,862
Oct. 20	UCLA	A	-/-	L	30-31	54,686
Oct. 27	Oregon	H	-/19	W	44-15	42,845
Nov. 2	Colorado	H	-/-	W	42-34	43,080
Nov. 17	Washington State	A	-/8	L	28-69	22,400
Nov. 24	Arizona State	H	-/-	L	40-41	51,805
						376-391

2019 (4-8; 2-7 Pac-12)

Head Coach: Kevin Sumlin
Captains Selected By Game

Aug. 24	Hawai'i	A	-/-	L	38-45	22,396
Sept. 7	Northern Arizona	H	-/-	W	65-41	40,741
Sept. 14	Texas Tech	H	-/-	W	28-14	37,307
Sept. 28	UCLA	H	-/-	W	20-17	38,283
Oct. 5	Colorado	A	-/-	W	35-30	52,569
Oct. 12	Washington	H	-/-	L	27-51	47,933
Oct. 19	USC	A	-/-	L	14-41	53,826
Oct. 26	Stanford	A	-/-	L	31-41	31,711
Nov. 2	Oregon State	H	-/-	L	38-56	36,939
Nov. 16	Oregon	A	-/6	L	6-34	54,219
Nov. 23	Utah	H	-/7	L	7-35	35,991
Nov. 30	Arizona State	A	-/-	L	14-24	54,074
						323-429

2020 (0-5, 0-5 Pac-12)

Head Coach: Kevin Sumlin
Captains Selected By Game

Nov. 14	USC	H	-/20	L	30-34	0
Nov. 21	Washington	A	-/-	L	27-44	253
Nov. 28	UCLA	A	-/-	L	10-27	0
Dec. 5	Colorado	H	-/-	L	13-24	0
Dec. 11	Arizona State	H	-/-	L	7-70	0
						87-199

2021 (1-11, 1-8 Pac-12)

Head Coach: Jedd Fisch

Captains: Stanley Berryhill III, Josh McCauley, Jalen Harris, Anthony Pandey, Lucas Havrisik, Thomas Reid III

Sept. 4	BYU	N	-/-	L	16-24	54,541
Sept. 11	San Diego State	H	-/-	L	14-38	39,097
Sept. 18	Northern Arizona	H	-/-	L	19-21	33,481
Sept. 25	Oregon	A	-/3	L	19-41	50,024
Oct. 9	UCLA	H	-/-	L	16-34	43,258
Oct. 16	Colorado	A	-/-	L	0-34	49,806
Oct. 22	Washington	H	-/-	L	16-21	30,880
Oct. 30	USC	A	-/-	L	34-41	52,435
Nov. 6	California	H	-/-	W	10-3	30,677
Nov. 13	Utah	H	-/-	L	29-38	32,008
Nov. 19	Washington State	A	-/-	L	18-44	17,344
Nov. 27	Arizona State	A	-/-	L	15-38	52,305
						206-377

2022 (5-7, 3-6 Pac-12)

Head Coach: Jedd Fisch

Captains: Jordan Morgan, Christian Roland-Wallace, Jayden de Laura, Jalen Harris, Christian Young

Sept. 3	San Diego State	A	-/-	W	38-20	34,046
Sept. 10	Mississippi State	H	-/-	L	17-39	46,275
Sept. 17	North Dakota State	H	-/-	W	31-28	41,211
Sept. 24	California	A	-/-	L	31-49	37,216
Oct. 1	Colorado	H	-/-	W	43-20	36,591
Oct. 8	Oregon	H	-/12	L	22-49	50,800
Oct. 15	Washington	A	-/-	L	39-49	63,189
Oct. 29	USC	H	-/10	L	37-45	44,006
Nov. 5	Utah	A	-/12	L	20-45	51,919
Nov. 12	UCLA	A	-/9	W	34-28	44,430
Nov. 19	Washington State	H	-/-	L	20-31	40,717
Nov. 25	Arizona State	H	-/-	W	38-35	49,865
						370-438

Conference Affiliation Notes

Arizona's first conference affiliation was with the Border Intercollegiate Athletic Conference, founded in 1931. Charter members were Arizona, Arizona State Teachers College-Flagstaff (now NAU), Arizona State Teachers College-Tempe (now ASU), New Mexico and New Mexico A&M (now New Mexico State). Subsequent additions were Texas Tech (1932-35), Texas Mines (now UTEP, 1935-61), Hardin-Simmons (1941-61) and West Texas Teachers College (now West Texas A&M, 1941-61). The league was disbanded in 1961... Arizona played as an independent in 1961, transitioning to membership in the Western Athletic Conference, which began in July 1962. Charter members were Arizona, Arizona State, Utah, New Mexico, Brigham Young and Wyoming. In 1967 UTEP and Colorado State joined. Arizona and ASU departed for the Pacific-10 Conference beginning with the 1978 football season, joining California, UCLA, USC, Stanford, Oregon, Oregon State, Washington and Washington State. Colorado and Utah accepted invitations to join the league in June 2010 and began play in the newly branded Pac-12 Conference in 2011. 2023 marks the Wildcats final season of play in the Pac-12. Arizona, along with Arizona State, Colorado, and Utah, will join the Big 12 and begin competition in their new conference beginning with the 2024-25 season.

When Arizona is Ranked...

Year	Date	UA #	Opponent	Opp. #	Site	W/L	Score
1968	Nov. 30	#19	Arizona State	#20	H	L	7-30
1973	Oct. 20	#19	Texas Tech		H	L	17-31
	Nov. 17	#19	Air Force		H	L	26-27
1974	Sept. 14	#17	San Diego State		H	W	17-10
	Sept. 21	#17	Indiana		A	W	35-20
	Sept. 28	#15	New Mexico		A	W	15-10
	Oct. 5	#12	UTEP		H	W	32-14
	Oct. 12	#12	Utah		A	W	41-8
	Oct. 19	#9	Texas Tech	#17	A	L	8-17
	Oct. 26	#16	Brigham Young		H	L	13-37
1975	Sept. 20	#17	Pacific		H	W	16-0
	Sept. 27	#15	Wyoming		A	W	14-0
	Oct. 4	#17	Northwestern		H	W	41-6
	Oct. 11	#17	UTEP		A	W	36-0
	Oct. 18	#13	Texas Tech		H	W	32-28
	Oct. 25	#13	New Mexico		H	L	34-44
	Nov. 1	#17	Brigham Young		A	W	36-20
	Nov. 8	#15	San Diego State	#13	A	W	31-24
	Nov. 15	#12	Colorado State		A	W	31-9
	Nov. 22	#11	Utah		H	W	38-14
	Nov. 29	#12	Arizona State	#8	A	L	21-24
1983	Sept. 3	#14	Oregon State		H	W	50-6
	Sept. 10	#11	Utah		H	W	38-0
	Sept. 17	#7	Washington State		A	W	45-6
	Sept. 24	#4	Cal State Fullerton		H	W	27-10
	Oct. 1	#3	California		A	T	33-33
	Oct. 8	#10	Colorado State		H	W	52-21
	Oct. 15	#9	Oregon		H	L	10-19
	Oct. 22	#19	Stanford		A	L	22-31
1986	Sept. 20	#17	Oregon		A	W	41-7
	Sept. 27	#10	Colorado		A	W	24-21
	Oct. 11	#11	UCLA		A	L	25-32
	Oct. 18	#16	Oregon State		H	W	23-12
	Oct. 25	#15	California		H	W	33-16
	Nov. 1	#14	USC	#18	H	L	13-20
	Nov. 8	#17	Washington State		A	W	31-6
	Nov. 22	#14	Arizona State	#4	H	W	34-17
	Nov. 30	#12	Stanford		N	L	24-29
	Dec. 27	#16	North Carolina		N	W	30-21
1989	Sept. 2	#18	Stanford		H	W	19-3
	Sept. 9	#20	Texas Tech		A	L	14-24
	Sept. 23	#23	Washington	#11	H	W	20-17
	Sept. 30	#17	Oregon		A	L	10-16
	Oct. 21	#22	Washington State	#15	A	W	23-21
	Oct. 28	#17	Pacific		H	W	38-14
	Nov. 4	#15	California		A	L	28-29
	Nov. 11	#25	USC	#9	H	L	3-24
1990	Sept. 15	#20	New Mexico		A	W	25-10
	Sept. 22	#18	Oregon		H	W	22-17
	Sept. 29	#16	California		H	L	25-30
	Oct. 6	#25	UCLA		A	W	28-21
	Oct. 13	#21	Oregon State		A	L	21-35
	Oct. 27	#23	Washington State		H	W	42-34
	Nov. 3	#23	Washington	#5	A	L	10-54
1992	Oct. 24	#21	California		A	W	24-17
	Oct. 31	#17	New Mexico State		H	W	30-0
	Nov. 7	#12	Washington	#1	H	W	16-3
	Nov. 14	#9	USC	#18	A	L	7-14
	Nov. 21	#16	Arizona State		H	L	6-7
	Dec. 31	#22	Baylor		N	L	15-20
1993	Sept. 4	#13	UTEP		H	W	24-6
	Sept. 11	#13	Pacific		H	W	16-13
	Sept. 18	#15	Illinois		A	W	16-14
	Sept. 25	#15	Oregon State		A	W	33-0
	Oct. 2	#12	USC		H	W	38-7
	Oct. 16	#11	Stanford		H	W	27-24
	Oct. 23	#7	Washington State	#25	H	W	9-6
	Oct. 30	#7	UCLA	#15	A	L	17-37
	Nov. 6	#14	Oregon		H	W	31-10
	Nov. 13	#13	California		A	L	20-24
	Nov. 26	#19	Arizona State		A	W	34-20
	Jan. 1	#16	Miami (Fla.)	#10	N	W	29-0
1994	Sept. 1	#7	Georgia Tech		A	W	19-14
	Sept. 10	#9	New Mexico State		H	W	34-0
	Sept. 24	#8	Stanford		A	W	34-10
	Oct. 1	#6	Oregon State		H	W	30-10
	Oct. 8	#6	Colorado State	#23	H	L	16-21
	Oct. 15	#14	Washington State	#20	A	W	10-7
	Oct. 22	#14	UCLA		H	W	34-24
	Oct. 29	#11	Oregon		A	L	9-10
	Nov. 5	#18	California		H	W	13-6
	Nov. 12	#13	USC	#17	A	L	28-45
	Nov. 25	#16	Arizona State		H	W	28-27
	Dec. 27	#15	Utah	#14	N	L	13-16

Year	Date	UA #	Opponent	Opp. #	Site	W/L	Score
1995	Sept. 2	#19	Pacific		H	W	41-9
	Sept. 7	#17	Georgia Tech		H	W	20-19
	Sept. 16	#17	Illinois		A	L	7-9
	Sept. 23	#25	USC	#5	H	L	10-31
1998	Sept. 3	#24	Hawai'i		A	W	27-6
	Sept. 12	#21	Stanford		A	W	31-14
	Sept. 19	#16	Iowa		H	W	35-11
	Sept. 24	#16	San Diego State		A	W	35-16
	Oct. 3	#14	Washington	#20	A	W	31-28
	Oct. 10	#10	UCLA	#5	H	L	28-52
	Oct. 17	#16	Oregon State		A	W	28-7
	Oct. 24	#14	N.E. Louisiana		H	W	45-7
	Oct. 31	#13	Oregon	#12	H	W	38-3
	Nov. 7	#10	Washington State		H	W	41-7
	Nov. 14	#9	California		A	W	27-23
	Nov. 27	#7	Arizona State		H	W	50-42
	Dec. 30	#5	Nebraska	#9	N	W	23-20
1999	Aug. 28	#4	Penn State	#3	A	L	7-41
	Sept. 5	#15	TCU		A	W	35-31
	Sept. 11	#19	Middle Tennessee		H	W	34-19
	Sept. 18	#19	Stanford		H	L	22-50
2000	Oct. 14	#22	Washington State		H	W	53-47 (3 OT)
	Oct. 21	#21	Oregon	#7	A	L	10-14
	Oct. 28	#24	UCLA		H	L	24-27
2009	Nov. 7	#21	Washington State		H	W	48-7
	Nov. 14	#18	California		A	L	16-24
	Dec. 30	#22	Nebraska	#20	N	L	0-33
2010	Sept. 18	#24	Iowa	#9	H	W	34-27
	Sept. 25	#14	California		H	W	10-9
	Oct. 9	#9	Oregon State		H	L	27-29
	Oct. 16	#17	Washington State		A	W	24-7
	Oct. 23	#15	Washington		H	W	34-14
	Oct. 30	#15	UCLA		A	W	29-21
	Nov. 6	#13	Stanford	#10	A	L	17-42
	Nov. 13	#18	USC		H	L	21-24
	Nov. 26	#20	Oregon	#1	A	L	29-48
2012	Sept. 15	#24	South Carolina State		H	W	56-0
	Sept. 22	#22	Oregon	#3	A	L	0-49
	Nov. 3	#24	UCLA	#25	A	L	10-66
2014	Oct. 11	#10	USC		H	L	26-28
	Oct. 25	#15	Washington State		A	W	59-37
	Nov. 1	#14	UCLA	#25	A	L	7-17
	Nov. 8	#21	Colorado		H	W	38-20
	Nov. 15	#17	Washington		H	W	27-26
	Nov. 22	#15	Utah	#20	A	W	42-10
	Nov. 28	#12	Arizona State	#13	H	W	42-35
	Dec. 5	#8	Oregon	#3	N	L	13-51
	Dec. 31	#12	Boise State	#21	N	L	30-38
2015	Sept. 3	#22	UTSA		H	W	42-32
	Sept. 12	#22	Nevada		A	W	44-20
	Sept. 19	#20	NAU		H	W	77-13
	Sept. 26	#16	UCLA	#9	H	L	30-56
2017	Nov. 4	#23	USC	#17	A	L	35-49

Record Breakdown When Ranked

Record When Ranked in AP Top 25: 87-49-1 (.639)	Record by Rank as AP Top 25:
Home Record When Ranked: 50-19 (.725)	No. 1 0-0
Road Record When Ranked: 34-24-1 (.585)	No. 2 0-0
Neutral Record When Ranked: 3-6 (.333)	No. 3 0-0-1
Bowl Record When Ranked: 3-4 (.429)	No. 4 1-1
Record When UA Ranked Higher: 6-10 (.375)	No. 5 1-0
Record When Opp. Ranked Higher: 8-15 (.348)	No. 6 1-1
Record as AP Top 10: 13-10-1 (.542)	No. 7 4-1
Home Record as AP Top 10: 7-5 (.538)	No. 8 1-1
Road Record as AP Top 10: 5-4-1 (.550)	No. 9 2-4
Neutral Record as AP Top 10: 1-1 (.500)	No. 10 3-2
	No. 11 3-2
	No. 12 6-3
	No. 13 4-4
	No. 14 8-2
	No. 15 11-2
	No. 16 7-4
	No. 17 13-2
	No. 18 3-2
	No. 19 3-5
	No. 20 2-2
	No. 21 4-2
	No. 22 4-3
	No. 23 2-2
	No. 24 3-2
	No. 25 1-2

When Opponent is Ranked...

Year	Date	Opp. #	Opponent	UA #	Site	W/L	Score
1947	Nov. 29	#13	Kansas		H	L	28-54
1949	Nov. 19	#18	Michigan State		H	L	0-75
1956	Nov. 24	#20	Colorado		H	L	7-38
1957	Nov. 30	#11	Arizona State		A	L	7-47
1958	Oct. 11	#19	Colorado		H	L	12-65
1967	Oct. 28	#10	Indiana		H	L	7-42
1968	Nov. 23	#20	Wyoming		H	W	14-7
	Nov. 30	#20	Arizona State	#19	H	L	7-30
	Dec. 28	#18	Auburn		N	L	10-34
1970	Sept. 19	#8	Michigan		A	L	0-20
	Oct. 31	#7	Air Force		H	L	20-23
	Dec. 5	#9	Arizona State		H	L	6-10
1971	Nov. 21	#9	Arizona State		A	L	0-31
1972	Oct. 7	#14	UCLA		A	L	31-42
	Nov. 25	#18	Arizona State		H	L	21-38
1973	Nov. 24	#13	Arizona State		A	L	19-55
1974	Oct. 19	#17	Texas Tech	#9	A	L	8-17
1975	Nov. 13	#13	San Diego State	#15	A	W	31-24
	Nov. 29	#8	Arizona State	#12	A	L	21-34
1976	Sept. 18	#5	UCLA		A	L	9-37
	Oct. 23	#8	Texas Tech		A	L	27-52
1977	Oct. 8	#17	Texas Tech		H	L	26-32
	Oct. 29	#17	Brigham Young		A	L	14-34
	Nov. 26	#19	Arizona State		A	L	7-23
1978	Oct. 7	#3	Michigan		A	L	17-21
	Oct. 27	#10	UCLA		A	L	14-24
	Nov. 4	#20	Washington		A	L	21-31
1979	Nov. 3	#3	USC		A	L	7-34
	Dec. 25	#10	Pittsburgh		N	L	10-16
1980	Oct. 11	#2	USC		H	L	10-27
	Oct. 25	#2	Notre Dame		H	L	3-20
	Nov. 1	#2	UCLA		H	W	23-17
1981	Sept. 12	#12	UCLA		H	L	18-35
	Oct. 10	#1	USC		A	W	13-10
	Oct. 24	#16	Washington State		H	L	19-34
	Nov. 28	#18	Arizona State		A	L	13-24
1982	Sept. 18	#1	Washington		H	L	13-23
	Oct. 9	#8	UCLA		A	T	24-24
	Oct. 16	#9	Notre Dame		A	W	16-13
	Nov. 13	#16	USC		H	L	41-48
	Nov. 27	#6	Arizona State		H	W	28-18
1983	Nov. 5	#20	Washington		H	L	22-23
1984	Sept. 22	#12	LSU		A	L	26-27
	Oct. 6	#19	Oregon		H	W	28-14
	Oct. 20	#14	USC		A	L	14-17
	Oct. 27	#1	Washington		A	L	12-28
1985	Oct. 5	#6	SMU		H	W	28-6
	Nov. 9	#14	UCLA		H	L	19-24
1986	Nov. 1	#18	USC	#14	H	L	13-20
	Nov. 22	#4	Arizona State	#14	H	W	34-17
1987	Sept. 26	#13	UCLA		A	L	24-34
1988	Sept. 17	#4	Oklahoma		A	L	10-28
	Oct. 1	#3	USC		H	L	15-38
	Oct. 15	#20	Washington State		H	W	45-28
	Oct. 22	#1	UCLA		H	L	3-24
1989	Sept. 16	#6	Oklahoma		H	W	6-3
	Sept. 23	#11	Washington	#23	H	W	20-17
	Oct. 14	#22	UCLA		H	W	42-7
	Oct. 21	#15	Washington State	#22	A	W	23-21
	Nov. 11	#9	USC	#25	H	L	3-24
1990	Sept. 8	#11	Illinois		H	W	28-16
	Oct. 20	#15	USC		A	W	35-26
	Nov. 3	#5	Washington	#23	A	L	10-54
1991	Sept. 7	#2	Ohio State		A	L	14-38
	Sept. 21	#24	California		H	L	21-23
	Oct. 5	#3	Washington		A	L	0-54
	Oct. 26	#2	Miami (Fla.)		H	L	9-36
1992	Sept. 26	#1	Miami (Fla.)		A	L	7-8
	Oct. 3	#11	UCLA		H	W	23-3
	Oct. 17	#8	Stanford		A	W	21-6
	Nov. 7	#1	Washington	#12	H	W	16-3
	Nov. 14	#18	USC	#9	A	L	7-14
1993	Oct. 23	#25	Washington State	#7	H	W	9-6
	Oct. 30	#15	UCLA	#7	A	L	17-37
	Jan. 1	#10	Miami (Fla.)	#16	N	W	29-0

Year	Date	Opp. #	Opponent	UA #	Site	W/L	Score
1994	Oct. 8	#23	Colorado State	#6	H	L	16-21
	Oct. 15	#20	Washington State	#14	A	W	10-7
	Nov. 12	#17	USC	#13	A	L	28-45
	Dec. 27	#14	Utah	#15	N	L	13-16
1995	Sept. 23	#5	USC	#25	H	L	10-31
1996	Sept. 21	#24	Washington		A	L	17-31
	Nov. 23	#4	Arizona State		H	L	14-56
1997	Sept. 20	#9	Ohio State		A	L	20-26
	Sept. 27	#24	UCLA		A	L	27-40
	Oct. 11	#16	Stanford		H	W	28-22
	Oct. 18	#10	Washington		H	L	28-58
	Oct. 25	#10	Washington State		A	L	34-35 (OT)
	Nov. 28	#12	Arizona State		A	W	28-16
1998	Oct. 3	#20	Washington	#14	A	W	31-28
	Oct. 10	#5	UCLA	#10	H	L	28-52
	Oct. 31	#12	Oregon	#13	H	W	38-3
	Dec. 30	#9	Nebraska	#5	N	W	23-20
1999	Aug. 28	#3	Penn State	#4	A	L	7-41
	Oct. 9	#22	USC		H	W	31-24
2000	Sept. 9	#18	Ohio State		H	L	17-27
	Oct. 7	#22	USC		A	W	31-15
	Oct. 21	#7	Oregon	#21	A	L	10-14
	Nov. 4	#8	Washington		A	L	32-35
	Nov. 11	#10	Oregon State		H	L	9-33
2001	Oct. 6	#8	Oregon		H	L	28-63
	Oct. 20	#15	Washington		A	L	28-31
2002	Sept. 21	#22	Wisconsin		A	L	10-31
	Oct. 5	#8	Oregon		H	L	14-31
	Oct. 12	#22	Washington		A	L	28-32
	Oct. 26	#9	Washington State		H	L	13-21
2003	Sept. 6	#13	LSU		H	L	13-59
	Sept. 20	#25	Purdue		A	L	7-59
	Sept. 27	#19	TCU		H	L	10-13 (OT)
	Oct. 4	#14	Washington State		A	L	7-30
	Nov. 15	#2	USC		H	L	0-45
2004	Sept. 11	#17	Utah		H	L	6-23
	Sept. 18	#20	Wisconsin		H	L	7-9
	Oct. 23	#7	California		H	L	0-38
	Nov. 13	#1	USC		A	L	9-49
	Nov. 26	#18	Arizona State		H	W	34-27
2005	Sept. 17	#12	Purdue		H	L	24-31
	Oct. 1	#12	California		A	L	0-28
	Oct. 8	#1	USC		A	L	21-42
	Oct. 22	#15	Oregon		H	L	21-28
	Nov. 5	#7	UCLA		H	W	52-14
2006	Sept. 9	#8	LSU		A	L	3-45
	Sept. 23	#3	USC		H	L	3-20
	Nov. 4	#25	Washington State		A	W	27-17
	Nov. 11	#8	California		H	W	24-20
2007	Sept. 22	#8	California		A	L	27-45
	Oct. 13	#10	USC		A	L	13-20
	Nov. 15	#2	Oregon		H	W	34-24
	Dec. 1	#13	Arizona State		A	L	17-20
2008	Oct. 18	#25	California		H	W	42-27
	Oct. 25	#6	USC		H	L	10-17
	Nov. 22	#22	Oregon State		H	L	17-19
	Dec. 20	#17	Brigham Young		N	W	31-21
2009	Nov. 21	#11	Oregon		H	L	41-44 (2OT)
	Dec. 5	#20	USC		A	W	21-17
	Dec. 30	#20	Nebraska	#22	N	L	0-33
2010	Sept. 18	#9	Iowa	#24	H	W	34-27
	Nov. 6	#10	Stanford	#13	A	L	17-42
	Nov. 26	#1	Oregon	#20	A	L	29-48
	Dec. 29	#14	Oklahoma State		N	L	10-36
2011	Sept. 8	#9	Oklahoma State		A	L	14-37
	Sept. 17	#6	Stanford		H	L	10-37
	Sept. 24	#10	Oregon		H	L	31-56
2012	Sept. 8	#19	Oklahoma State		H	W	59-38
	Sept. 22	#3	Oregon	#22	A	L	0-49
	Sept. 29	#18	Oregon State		H	L	35-38
	Oct. 6	#18	Stanford		A	L	48-54 (OT)
	Oct. 27	#10	USC		H	W	39-36
	Nov. 3	#25	UCLA	#24	A	L	10-66
2013	Sept. 28	#16	Washington		A	L	13-31
	Nov. 9	#16	UCLA		H	L	26-31
	Nov. 23	#5	Oregon		H	W	42-16
	Nov. 30	#13	Arizona State		A	L	21-5

When Opponent is Ranked (Cont.)...

Year	Date	Opp. #	Opponent	UA #	Site	W/L	Score
2014	Oct. 2	#2	Oregon		A	W	31-24
	Nov. 1	#25	UCLA	#14	A	L	7-17
	Nov. 22	#20	Utah	#15	A	W	42-10
	Nov. 28	#13	Arizona State	#12	H	W	42-35
	Dec. 5	#3	Oregon	#8	N	L	13-51
	Dec. 31	#21	Boise State %	#12	N	L	30-38
2015	Sept. 26	#9	UCLA	#16	H	L	30-56
	Oct. 3	#18	Stanford		A	L	17-55
	Nov. 14	#10	Utah		H	W	37-30 (2OT)
2016	Sept. 24	#9	Washington		H	L	28-35
	Oct. 8	#24	Utah		A	L	23-36
	Nov. 5	#25	Washington State		A	L	7-69
	Nov. 12	#16	Colorado		H	L	24-49
2017	Sept. 22	#23	Utah		H	L	24-30
	Oct. 28	#15	Washington State		H	W	58-37
	Nov. 4	#17	USC		A	L	35-49
2018	Oct. 27	#19	Oregon		H	W	44-15
	Nov. 17	#8	Washington State		A	L	28-69
2019	Nov. 16	#6	Oregon		A	L	6-34
	Nov. 23	#7	Utah		A	L	7-35
2020	Nov. 14	#20	USC		H	L	30-34
2021	Sept. 25	#3	Oregon		A	L	19-41
2022	Oct. 8	#12	Oregon		H	L	22-49
	Oct. 29	#10	USC		H	L	37-45
	Nov. 5	#12	Utah		A	L	20-45
	Nov. 12	#9	UCLA		A	W	34-28

Wins Against AP Top 10 Opponents

Year	Date	Opp. #	Opponent	UA #	Site	W/L	Score
1980	Nov. 1	#2	UCLA		H	W	23-17
1981	Oct. 10	#1	USC		A	W	13-10
1982	Oct. 16	#9	Notre Dame		A	W	16-13
	Nov. 27	#6	Arizona State		H	W	28-18
1985	Oct. 5	#6	SMU		H	W	28-6
1986	Nov. 22	#4	Arizona State	#14	H	W	34-17
1989	Sept. 16	#6	Oklahoma		H	W	6-3
1992	Oct. 17	#8	Stanford		A	W	21-6
	Nov. 7	#1	Washington	#12	H	W	16-3
1994	Jan. 1	#10	Miami (Fla.)	#16	N	W	29-0
1998	Dec. 30	#9	Nebraska	#5	N	W	23-20
2005	Nov. 5	#7	UCLA		H	W	52-14
2006	Nov. 11	#8	California		H	W	24-20
2007	Nov. 15	#2	Oregon		H	W	34-24
2010	Sept. 18	#9	Iowa	#24	H	W	34-27
2012	Oct. 27	#10	USC		H	W	39-36
2013	Nov. 23	#5	Oregon		H	W	42-16
2014	Oct. 2	#2	Oregon		A	W	31-24
2015	Nov. 14	#10	Utah		H	W	37-30 (2OT)
2022	Nov. 12	#9	UCLA		A	W	34-28

Games Against AP No. 1 Teams

Year	Date	Opp. #	Opponent	UA #	Site	W/L	Score
1981	Oct. 10	#1	USC		A	W	13-10
1982	Sept. 18	#1	Washington		H	L	13-23
1984	Oct. 27	#1	Washington		A	L	12-28
1988	Oct. 22	#1	UCLA		H	L	3-24
1992	Sept. 26	#1	Miami (Fla.)		A	L	7-8
	Nov. 7	#1	Washington	#12	H	W	16-3
2004	Nov. 13	#1	USC		A	L	9-49
2005	Oct. 8	#1	USC		A	L	21-42
2010	Nov. 26	#1	Oregon	#20	A	L	29-48

Games Against AP No. 2 Teams

Year	Date	Opp. #	Opponent	UA #	Site	W/L	Score
1980	Oct. 11	#2	USC		H	L	10-27
	Oct. 25	#2	Notre Dame		H	L	3-20
	Nov. 1	#2	UCLA		H	W	23-17
1991	Sept. 7	#2	Ohio State		A	L	14-38
	Oct. 26	#2	Miami (Fla.)		H	L	9-36
2003	Nov. 15	#2	USC		H	L	0-45
2007	Nov. 15	#2	Oregon		H	W	34-24
2014	Oct. 2	#2	Oregon		A	W	31-24

Record Breakdown Against AP Top 25

Record vs. AP Top 25: 48-129-1 (.271)	Record vs. AP Top 25 by Rank: No. 1 2-7 No. 2 3-5 No. 3 0-9 No. 4 1-2 No. 5 1-4 No. 6 3-3 No. 7 1-4 No. 8 2-9-1 No. 9 4-8 No. 10 3-10 No. 11 3-2 No. 12 2-6 No. 13 2-6 No. 14 0-6 No. 15 3-3 No. 16 1-5 No. 17 1-6 No. 18 1-10 No. 19 3-3 No. 20 6-7 No. 21 0-1 No. 22 3-3 No. 23 0-2 No. 24 0-4 No. 25 3-4
Home Record vs. Ranked: 30-58 (.349)	
Road Record vs. Ranked: 15-64-1 (.189)	
Neutral Record vs. Ranked: 3-7 (.300)	
Bowl Record vs. Ranked: 3-6 (.333)	
Record When UA Ranked Higher: 6-10 (.375)	
Record When Opp. Ranked Higher: 9-19 (.321)	
Record vs. AP Top 10: 20-61-1 (.250)	
vs. AP Top 10 at Home: 13-28 (.317)	
vs. AP Top 10 Away: 5-31-1 (.148)	
vs. AP Top 10 Neutral: 2-2 (.500)	Last Win vs. AP Top 5: at #2 Oregon (31-24), Oct. 2, 2014
	Last Win vs. AP Top 10: #9 UCLA (34-28), Nov. 12, 2022
	vs. AP Top 10 Neutral: 2-2 (.500)

When Both UA & Opponent Are Ranked...

Year	Date	UA #	Opponent	Opp. #	Site	W/L	Score
1968	Nov. 30	#19	Arizona State	#20	H	L	7-30
1974	Oct. 19	#9	Texas Tech	#17	A	L	8-17
1975	Nov. 13	#15	San Diego State	#13	A	W	31-24
	Nov. 29	#12	Arizona State	#8	A	L	21-34
1986	Nov. 1	#14	USC	#18	H	L	13-20
	Nov. 22	#14	Arizona State	#4	H	W	34-17
1989	Sept. 23	#23	Washington	#11	H	W	20-17
	Oct. 21	#22	Washington State	#15	A	W	23-21
	Nov. 11	#25	USC	#9	H	L	3-24
1990	Nov. 3	#23	Washington	#5	A	L	10-54
1992	Nov. 7	#12	Washington	#1	H	W	16-3
	Nov. 14	#9	USC	#18	A	L	7-14
1993	Oct. 23	#7	Washington State	#25	H	W	9-6
	Oct. 30	#7	UCLA	#15	A	L	17-37
	Jan. 1	#16	Miami (Fla.)	#10	N	W	29-0
1994	Oct. 8	#6	Colorado State	#23	H	L	16-21
	Oct. 15	#14	Washington State	#20	A	W	10-7
	Nov. 12	#13	USC	#17	A	L	28-45
	Dec. 27	#15	Utah	#14	N	L	13-16
1995	Sept. 23	#25	USC	#5	H	L	10-31
1998	Oct. 3	#14	Washington	#20	A	W	31-28
	Oct. 10	#10	UCLA	#5	H	L	28-52
	Oct. 31	#13	Oregon	#12	H	W	38-3
	Dec. 30	#5	Nebraska	#9	N	W	23-20
1999	Aug. 28	#4	Penn State	#3	A	L	7-41
2000	Oct. 21	#21	Oregon	#7	A	L	10-14
2009	Dec. 30	#22	Nebraska	#20	N	L	0-33
2010	Sept. 18	#24	Iowa	#9	H	W	34-27
	Nov. 6	#13	Stanford	#10	A	L	17-42
	Nov. 26	#20	Oregon	#1	A	L	29-48
2012	Sept. 22	#22	Oregon	#3	A	L	0-49
	Nov. 3	#24	UCLA	#25	A	L	10-66
2014	Nov. 1	#14	UCLA	#25	A	L	7-17
	Nov. 22	#15	Utah	#20	A	W	42-10
	Nov. 28	#12	Arizona State	#13	H	W	42-35
	Dec. 5	#8	Oregon	#3	N	L	13-51
	Dec. 31	#12	Boise State	#21	N	L	30-38
2015	Sept. 26	#16	UCLA	#9	H	L	30-56

Arizona Year-by-Year Coaching Records

Pre-Conference Era

Year	Coach	Captain(s)	Collegiate		Finish	PF	PA	Bowl
			W-L-T	W-L-T				
1899	Stewart F. Forbes	George Parker	0-1	1-0-1		24	16	
1900	William Skinner	Courtland Day	0-0	3-1		131	6	
1901	William Skinner	Leslie Gillett	0-0	4-1		115	19	
1902	Leslie Gillett	Bard Cosgrove	1-0	4-0		134	0	
1903	Orin A. Kates*	Leo Rosenberg	0-0	2-0		49	10	
1904	Orin A. Kates	Burrell Hatcher	0-0	3-1-2		66	48	
1905	Wm. M. Ruthrauff	John Ruthrauff	0-2	5-0		84	96	
1906	No varsity team*(6)							
1907	No varsity team*(6)							
1908	H.B. Galbreath	Rod Burnham	1-0	4-0		136	5	
1909	H.B. Galbreath	Thomas Rice	1-1	2-0		71	23	
1910	George F. Shipp	Charles Roletti	2-0	3-0		87	8	
1911	George F. Shipp	Cliffe Rolfe	1-1	2-0-1		16	3	
1912	Ray L. Quigley	Dick Merritt	1-1	1-0		55	30	
1913	F.A. King	Jay McIntosh	1-2	1-0		26	42	
1914	J.F. "Pop" McKale	Turner Smith	3-1	1-0		72	20	
1915	J.F. "Pop" McKale	Wm. Asa Porter	2-3	3-0		133	34	
1916	J.F. "Pop" McKale	James Hendry	2-3	3-0		247	93	
1917	J.F. "Pop" McKale	Bill McGowen	2-1	1-1		118	41	
1918	No Team Fielded (WWI)							
1919	J.F. "Pop" McKale	Emzy Lynch	5-1	2-0		253	19	
1920	J.F. "Pop" McKale	A.L. Slonaker	4-1	2-0		381	65	
1921	J.F. "Pop" McKale	Walt Wofford	4-2	3-0		418	30	
1922	J.F. "Pop" McKale	John Hobbs	5-3	1-0		109	53	Christmas Classic
1923	J.F. "Pop" McKale	Marvin Clark	3-3	2-0		146	127	
1924	J.F. "Pop" McKale	Kirke LaShelle	2-4	0-0		40	93	
1925	J.F. "Pop" McKale	Charles Gilliland	3-3-1	0-0		77	88	
1926	J.F. "Pop" McKale	Bob Crouch	4-1-1	1-0		143	59	
1927	J.F. "Pop" McKale	Martin Gentry	3-2-1	1-0		165	59	
1928	J.F. "Pop" McKale	Ted Diebold	5-1-2	0-0		152	110	
1929	J.F. "Pop" McKale	Wendell Acuff	7-1	0-0		182	22	
1930	J.F. "Pop" McKale	Waldo Dicus, Bill Hargis	6-1-1	0-0		122	33	

Border Conference

Year	Coach	Captain(s)	Overall		Finish	PF	PA	Bowl
			W-L-T	W-L-T				
1931	Fred A. Enke	Horace Collier	3-5-1	1-1-1	2nd	72	149	
1932	A.W. "Gus" Farwick	Bill Davies	4-5	3-2	2nd	82	106	
1933	G.A. "Tex" Oliver	Clarence Sample	5-3	3-2	3rd	113	35	
1934	G.A. "Tex" Oliver	Bud Robinson	7-2-1	2-1-1	3rd	138	54	
1935	G.A. "Tex" Oliver	Charles Cochran	7-2	4-0	1st	218	45	
1936	G.A. "Tex" Oliver	None	5-2-3	3-0-1	1st	190	54	
1937	G.A. "Tex" Oliver	None	8-2	3-1	3rd	194	88	
1938	Orian M. Landreth	George Ahee	3-6	0-3	5th	75	146	
1939	Miles W. Casteel	Tom Hargis	6-4	1-2	4th	109	113	
1940	Miles W. Casteel	John Black	7-2	3-1	2nd	204	83	
1941	Miles W. Casteel	Emil Banjavcic	7-3	5-0	1st-T	253	146	
1942	Miles W. Casteel	Murl McCain	6-4	4-2	4th	189	139	
1943	No Team Fielded (WWII)							
1944	No Team Fielded (WWII)							
1945	Miles W. Casteel	Boyd Morse	5-0	No Conf. Play		163	12	
1946	Miles W. Casteel	Virgil Marsh	4-4-2	2-2-1	4th	218	136	
1947	Miles W. Casteel	Fred Knez	5-4-1	3-2	4th	233	241	
1948	Miles W. Casteel	Art Converse, Harry Varner	6-5	3-2	3rd-T	167	246	Salad Bowl
1949	Robert E. Winslow	Max Spilsbury, Roy Rivenburg	2-7-1	2-4	6th	118	298	
1950	Robert E. Winslow	Eddie Wolgast	4-6	2-4	6th	214	257	
1951	Robert E. Winslow	Bill Glazier, Jim Donarski	6-5	4-3	4th	246	270	
1952	Warren Woodson	Jim Donarski, Dick Christiansen	6-4	3-2	3rd	285	155	
1953	Warren Woodson	Buddy Lewis	4-5-1	3-1	4th	234	161	
1954	Warren Woodson	Buddy Lewis, Glen Bowers	7-3	3-2	4th	385	215	
1955	Warren Woodson	Bill Codd, Paul Hatcher	5-4-1	1-2-1	5th	184	169	
1956	Warren Woodson	Paul Hatcher, Art Luppino	4-6	1-3	5th	180	182	
1957	Edward A. Doherty	Allen Polley, Jack Davis	1-8-1	0-4	6th	125	297	
1958	Edward A. Doherty	Ralph Hunsaker	3-7	2-1	DNQ	83	276	
1959	Jim LaRue	Gary Cropper, Jim Geist	4-6	1-2	DNQ	118	211	
1960	Jim LaRue	Tony Matz	7-3	3-0	DNQ	233	152	
1961	Jim LaRue	Bob Garis, Eddie Wilson	8-1-1	(Independent)		288	131	

*No varsity games played. Number in parenthesis represents prep games played. #Played season as an independent; DNQ-Did not play enough games to qualify for conference championship.

Arizona Year-by-Year Coaching Records

Western Athletic Conference (WAC)

Year	Coach	Captain(s)	Overall		Conference		PF	PA	Bowl
			W-L-T	W-L-T	Finish	PA			
1962	Jim LaRue	Ken Cook, Howard Breinig	5-5	2-2	2nd	134	171		
1963	Jim LaRue	Ted Christy, Gerald Zeman	5-5	2-2	2nd	136	165		
1964	Jim LaRue	John Briscoe, Larry Fairholm	6-3-1	3-1	1st-T	147	76		
1965	Jim LaRue	Tom Malloy, Woody King, Jim Pazerski	3-7	1-4	6th	77	172		
1966	Jim LaRue	Woody King, Roger Calderwood	3-7	1-4	5th	192	250		
1967	Darrell Mudra	John Jones, Bill Nemeth, James Scott	3-6-1	1-4	5th	162	231		
1968	Darrell Mudra	Tom Nelson, Mike Moody	8-3	5-1	2nd-T	186	149	SunBowl	
1969	Robert W. Weber	Charles Duke, Dick Crossman	3-7	3-3	5th	210	276		
1970	Robert W. Weber	John Eggold, Willie Lewis, Bill McKinley	4-6	2-4	5th	168	213		
1971	Robert W. Weber	Mark Arneson, Charlie McKee	5-6	3-3	3rd	191	232		
1972	Robert W. Weber	Game captains only	4-7	4-3	4th	226	271		
1973	James C. Young	Ransom Terrell, Mark Neal, James O'Connor	8-3	6-1	1st-T	295	219		
1974	James C. Young	Rex Naumetz	9-2	6-1	2nd	264	174		
1975	James C. Young	Bruce Hill	9-2	5-2	2nd	330	169		
1976	James C. Young	Obra Erby	5-6	3-4	5th-T	283	273		
1977	Tony Mason	Jon Abbott	5-7	3-4	5th-T	256	250		

Pacific-10 Conference (Pac-10)

Year	Coach	Captain(s)	Overall		Conference		PF	PA	Bowl
			W-L-T	W-L-T	Finish	PA			
1978	Tony Mason	Neil Orr, Corky Ingraham	5-6	3-4	6th-T	245	205		
1979	Tony Mason	Jim Krohn, Cleveland Crosby	6-5-1	4-3	3rd-T	244	243	Fiesta Bowl	
1980	Larry Smith	Hubie Oliver	5-6	3-4	6th-T	215	275		
1981	Larry Smith	Bob Gareeb	6-5	4-4	6th-T	253	205		
1982	Larry Smith	Al Gross	6-4-1	4-3-1	5th	311	219		
1983	Larry Smith	Chris Brewer, Ricky Hunley	7-3-1	4-3-1	5th	353	118		
1984	Larry Smith	LaMonte Hunley	7-4	5-2	3rd-T	272	192		
1985	Larry Smith	Allan Durden	8-3-1	5-2	2nd-T	252	146	Sun Bowl	
1986	Larry Smith	Byron Evans	9-3	5-3	4th-T	352	204	Aloha Bowl	
1987	Dick Tomey	Chuck Cecil, Randy Kindred, Kevin McKinney, Charles Webb	4-4-3	2-3-3	7th	263	220		
1988	Dick Tomey	James DeBow, Brad Henke, Joe Tofflemire, Bret Holley	7-4	5-3	3rd-T	179	171		
1989	Dick Tomey	Kevin Singleton	8-4	5-3	2nd-T	248	178	Copper Bowl	
1990	Dick Tomey	Gary Coston, Kevin Singleton, Darryll Lewis, Rick Warren	7-5	5-4	5th	267	311	Eagle Aloha Bowl	
1991	Dick Tomey	John Fina, Craig Gilbert, Bobby Roland	4-7	3-5	6th-T	248	361		
1992	Dick Tomey	George Malauulu, Ty Parten, Richard Maddox, Heath Bray	6-5-1	4-3-1	5th	232	118	John Hancock Bowl	
1993	Dick Tomey	Billy Johnson, Jey Phillips, Brant Boyer	10-2	6-2	1st-T	294	161	Fiesta Bowl	
1994	Dick Tomey	Warner Smith, Sean Harris, Ontiwaun Carter, Steve McLaughlin	8-4	6-2	2nd-T	278	190	Freedom Bowl	
1995	Dick Tomey	Tedy Bruschi, Brandon Sanders, Dan White	6-5	4-4	5th-T	207	199		
1996	Dick Tomey	Joe Salave'a, Armon Williams, Richard Dice	5-6	3-5	5th-T	310	280		
1997	Dick Tomey	Rusty James, Jimmy Sprotte, Rodney Williams	7-5	4-4	5th-T	317	285	Insight.com Bowl	
1998	Dick Tomey	Kelvin Eafon, Barrett Baker, Chris McAlister	12-1	7-1	2nd	439	236	Holiday Bowl	
1999	Dick Tomey	Marcus Bell, DaShon Polk, Keith Smith	6-6	3-5	6th-T	339	364		
2000	Dick Tomey	Adrian Koch, Joe Tafoya, Ortege Jenkins	5-6	3-5	5th-T	254	237		
2001	John Mackovic	Steven Grace, Brandon Nash, Anthony Thomas	5-6	2-6	8th	320	377		
2002	John Mackovic	Lance Briggs, Makoa Freitas, Jason Johnson, Bobby Wade, Jarvie Worcester	4-8	1-7	9th	227	310		
2003	Mackovic/Mike Hankwitz	Reggie Sampay, Clay Hardt, Gary Love	2-10	1-7	10th	181	429		
2004	Mike Stoops	Mike Bell, Darrell Brooks, Carlos Williams, Andre Torrey, Keoki Fraser, Steve Fleming	3-8	2-6	8th	164	275		
2005	Mike Stoops	Mike Bell, Darrell Brooks, Gilbert Harris, Kili Lefotu	3-8	2-6	8th	252	290		
2006	Mike Stoops	Antoine Cason, Syndric Steptoe, Spencer Larsen, Michael Johnson	6-6	4-5	5th-T	199	235		
2007	Mike Stoops	Antoine Cason, Spencer Larsen, Eben Britton, Willie Tuitama, Anthony Johnson	5-7	4-5	6th-T	336	322		
2008	Mike Stoops	Eben Britton, Nate Ness, Ronnie Palmer, Mike Thomas, Willie Tuitama	8-5	5-4	5th	476	277	Las Vegas Bowl	
2009	Mike Stoops	Cam Nelson, Earl Mitchell, Terrell Turner, Colin Baxter	8-5	6-4	2nd-T	356	311	Holiday Bowl	
2010	Mike Stoops	Colin Baxter, Nick Foles, Lolomana Mikaele, Brooks Reed	7-6	4-5	5th	367	295	Alamo Bowl	
2011	Stoops/Tim Kish	Keola Antolin, Nick Foles, Robert Golden, Paul Vasallo, Trevin Wade	4-8	2-7	5th-T South	369	425		

Pac-12 Conference (Pac-12)

Year	Coach	Captain(s)	Overall		Conference		PF	PA	Bowl
			W-L-T	W-L-T	Finish	PA			
2012	Rich Rodriguez	Trace Biskin, Kyle Quinn, Matt Scott, Jake Fischer	8-5	4-5	4th South	496	459	New Mexico Bowl	
2013	Rich Rodriguez	Jake Fischer, Terrence Miller, Sione Tuihalamaka	8-5	4-5	4th South	435	315	Independence Bowl	
2014	Rich Rodriguez	Steven Gurrola, Austin Hill, Dan Pettinato, Jared Tevis	10-4	7-2	1st South	483	395	Fiesta Bowl	
2015	Rich Rodriguez	Cayman Bundage, Reggie Gilbert, Will Parks, Casey Skowron	7-6	3-6	5th South	486	465	New Mexico Bowl	
2016	Rich Rodriguez	Sani Fuimaono, Josh Kern, Samajie Grant, Nate Phillips	3-9	1-8	6th South	297	460		
2017	Rich Rodriguez	Jacob Alsadek, Dane Cruikshank, Jarvis McCall Jr., Nick Wilson	7-6	5-4	3rd South	537	447	Foster Farms Bowl	
2018	Kevin Sumlin	Captains selected on game-by-game basis	5-7	4-5	3rd South	376	391		
2019	Kevin Sumlin	Captains selected on game-by-game basis	4-8	2-7	6th South	323	429		
2020	Kevin Sumlin	Captains selected on game-by-game basis	0-5	0-5	6th South	87	199		
2021	Jedd Fisch	Josh McCauley, Stanley Berryhill III, Thomas Reid, Jalen Harris, Anthony Pandy, Lucas Havrisik	1-11	1-8	6th South	206	377		
2022	Jedd Fisch	Jayden de Laura, Christian Young, Christian Roland-Wallace, Jordan Morgan, Jalen Harris	5-7	3-6	8th	370	438		

