

**Baylor**  
**2023**

**BAYLOR**



**BEARS**

**baseball almanac**

**BAYLOR®**

**2022 BAYLOR BASEBALL MEDIA ALMANAC**

*14th Edition, Baylor Athletics Communications*



## BAYLOR UNIVERSITY DEPARTMENT OF ATHLETICS

1500 South University Parks Drive  
Waco, TX 76706  
254-710-1234  
[www.BaylorBears.com](http://www.BaylorBears.com)  
Facebook: BaylorAthletics  
Twitter: @BaylorAthletics

---

### CREDITS

**EDITORS**  
Max Calderone, Jerry Hill

**COMPILATION**  
Max Calderone

---

**PHOTOGRAPHY**  
Robbie Rogers, Matthew Minard  
Baylor Photography

---

© 2023, Baylor University Department of Athletics



---

### BAYLOR UNIVERSITY MISSION STATEMENT

The mission of Baylor University is to educate men and women for worldwide leadership and service by integrating academic excellence and Christian commitment within a caring community.

---

### BAYLOR ATHLETICS MISSION STATEMENT

To support the overall mission of the University by providing a nationally competitive intercollegiate athletics program that attracts, nurtures and graduates student-athletes who, under the guidance of a high-quality staff, pursue excellence in their respective sports, while representing Baylor with character and integrity. Consistent with the Christian values of the University, the department will carry out this mission in a way that reflects fair and equitable opportunities for all student-athletes and staff.

Baylor University is an equal opportunity institution whose programs, services, activities and operations are without discrimination as to sex, color, or national origin, and are not opposed to qualified handicapped persons.



# TABLE OF CONTENTS

<b>INFORMATION</b>	<b>1</b>
Quick Facts.....	1
Athletics Communications.....	2
Media Information.....	3
University Administration.....	4-5
Baylor Ballpark.....	6-7
2023 Schedule.....	8
2023 Roster.....	9
<b>PLAYERS</b>	<b>10</b>
Broadcast Roster.....	10-11
Returning Players.....	12-19
Newcomers.....	20-27
<b>COACHES &amp; STAFF</b>	<b>28</b>
Head Coach Mitch Thompson.....	28-29
Assistant Coach Zach Dillon.....	30
Assistant Coach James Leverton.....	31
Assistant Coach Jim Blair.....	31
Support Staff.....	32
<b>2022 REVIEW</b>	<b>33</b>
Overall Statistics.....	33
Results.....	34
Line Scores.....	35-42
Miscellaneous.....	43-44

<b>HISTORY</b>	<b>45</b>
Program History.....	45-50
All-Time Results.....	51-67
Yearly Records, Coaching Records.....	68
Baylor vs. Ranked Opponents.....	69-70
NCAA Postseason History.....	71
College World Series Appearances.....	72-74
NCAA Regional Appearances.....	75-78
Conference Championships.....	79-80
Conference Tournaments.....	81-83
No-Hitters, Cycles.....	84-85
All-Americans.....	86-88
Honors.....	89-94
Team Honors.....	95
Major League Baseball.....	96-98
All-Time Letterwinners.....	99-102
All-Time Lineups.....	103-107
Team Statistics.....	108-109
All-Time Series Records.....	110-111
<b>RECORDS</b>	<b>112</b>
Individual Batting Records.....	112-113
Individual Pitching Records.....	114-116
Individual Fielding Records.....	116
Batting Leaders.....	117-121
Yearly Batting Leaders.....	122-124
Pitching Leaders.....	125-130
Yearly Pitching Leaders.....	131-132
Fielding Leaders.....	133
Team Game Records.....	133
Team Season Records.....	134
NCAA Tournament Records.....	135
Big 12 Tournament Records.....	136
Baylor Ballpark Records.....	137
Conference Statistical Leaders.....	138
National Statistical Leaders.....	139

## QUICK FACTS

### UNIVERSITY

<b>Location:</b>	Waco, Texas
<b>Chartered:</b>	1845, by Republic of Texas
<b>Enrollment:</b>	20,709
<b>Conference:</b>	Big 12
<b>Colors:</b>	Green (PMS 560) & Gold (PMS 1235)
<b>Nickname:</b>	Bears
<b>Mascot:</b>	Lady (live Black Bears)
<b>President:</b>	Dr. Linda A. Livingstone
<b>Faculty Representative:</b>	Carson Mencken
<b>Director of Athletics:</b>	Mack Rhoades
<b>Sport Administrator:</b>	Chad Jackson
<b>Athletic Department Phone:</b>	254.710.1234
<b>Ticket Information Phone:</b>	254.710.1000
<b>Stadium (capacity):</b>	Baylor Ballpark at Ferrell Field (5,000)
<b>Largest Crowd:</b>	5,911 (4/21/12 vs. Texas A&M)
<b>Dimensions:</b>	330-400-330
<b>Press Box Phone:</b>	254.754.5546

### BASEBALL HISTORY

<b>First Season:</b>	1902
<b>All-Time Record:</b>	2,394-1,758-12 (.575)
<b>All-Time Big 12 Record:</b>	353-313 (.530)
<b>Overall Postseason Record:</b>	45-48 (.484)
<b>NCAA Regional Appearances:</b>	21
<b>NCAA Super Regional Appearances:</b>	4
<b>CWS Appearances:</b>	3 (1977, 1978, 2005)
<b>Last NCAA Appearance:</b>	2019 (Los Angeles Regional)
<b>Conference Titles:</b>	5 (1923, 1966, 2000, 2005, 2012)
<b>Conference Tournament Titles:</b>	4 (1977, 1978, 1993, 2018)

### 2022 REVIEW

<b>2022 Overall Record:</b>	26-28
<b>2022 Big 12 Record (Finish):</b>	7-17 (8th)
<b>2022 Final Rankings:</b>	NR/NR/NR/NR/NR
<b>2022 Postseason:</b>	N/A

### 2023 PREVIEW

<b>Returning/Lost:</b>	15/28
<b>Position Starters Returning/Lost:</b>	1/8
<b>Starting Pitchers Returning/Lost:</b>	1/2
<b>Newcomers:</b>	23

### COACHING STAFF

<b>Head Coach:</b>	Mitch Thompson (Fort Hays State, 1988)
<b>Record at Baylor:</b>	0-0 (1st season)
<b>Division I Career Record:</b>	0-0 (1st season)
<b>Overall Career Record:</b>	372-138-1 (10th season)
<b>Assistant Coaches:</b>	
	Zach Dillon (1st season; Baylor, 2005)
	James Leverton (1st season; Texas Tech, 2016)
	Jim Blair (1st season; Baylor, 2000)
<b>Director of Operations:</b>	Darin Thomas
<b>Director of Player Development:</b>	Brian Furlong
<b>Athletics Trainer:</b>	Josh Barnhill
<b>Team Chaplains:</b>	Bob Johns, Byron Weathersbee
<b>Baseball Office Phone:</b>	254.710.3029
<b>Baseball Office Fax:</b>	254.710.3008

### ATHLETICS COMMUNICATIONS

<b>Baseball Contact:</b>	Max Calderone
<b>Cell Phone:</b>	254-265-1639
<b>E-mail:</b>	Max_Calderone@Baylor.edu
<b>BAC Office:</b>	1500 S. University Parks Dr. Waco, TX 76706
<b>Athletics Website:</b>	www.BaylorBears.com
<b>Social Media:</b>	@BaylorBaseball



# BASEBALL

## ATHLETICS COMMUNICATIONS



**DAVID KAYE**  
Associate A.D. | External  
Affairs Operations



**BRENT INGRAM**  
Assistant A.D.  
*Football*



**SHELBY HILD**  
Director  
*Women's Basketball  
Women's Tennis*



**MAX CALDERONE**  
Associate Director  
*Baseball, Football,  
Equestrian*



**MATT ROBERTS**  
Associate Director  
*Men's Basketball,  
Men's/Women's Golf*



**MADOLON ALLEN**  
Associate Director  
*VB, A&T, BaylorBears.com,  
Basketball Assistant*



**KATY GILMORE**  
Associate Director  
*Soccer, Softball,  
Basketball Assistant*



**COLIN PIRTLE**  
Associate Director  
*T&F/XC, Men's Tennis*



**JERRY HILL**  
Dir. of Sports Journalism



**JOHN MORRIS**  
Asst. AD for Broadcasting

**BAYLOR ATHLETICS COMMUNICATIONS**

Second Floor, Simpson Center  
1500 South University Parks Drive, Waco, TX 76706  
Phone: 254-710-2743 | Fax: 254-710-1369  
Official Web Sites of Baylor Athletics  
[BaylorBears.com](http://BaylorBears.com)

**Social Media**

"Like" on Facebook: [Facebook.com/BaylorAthletics](https://www.facebook.com/BaylorAthletics)  
Follow on Twitter: [Twitter.com/BaylorAthletics](https://twitter.com/BaylorAthletics)  
Follow on Instagram: [Instagram.com/BaylorAthletics](https://www.instagram.com/BaylorAthletics)

**STAFF DIRECTORY**

**DAVID KAYE** Associate A.D. for External Operations  
**Alma Mater:** Baylor, 2008 | **Joined Baylor:** November 2009  
**Cell:** 254-709-5147 | **E-mail:** [David\\_Kaye@baylor.edu](mailto:David_Kaye@baylor.edu)

**BRENT INGRAM** Assistant AD for Communications  
**Responsibilities:** Football  
**Alma Mater:** Kentucky, 2006 | **Joined Baylor:** August 2022  
**Cell:** 210-845-8651 | **E-mail:** [Brent\\_Ingram@baylor.edu](mailto:Brent_Ingram@baylor.edu)

**SHELBY HILD** Director  
**Responsibilities:** Women's Basketball, Women's Tennis  
**Alma Mater:** Maryville, 2015 | **Joined Baylor:** October 2022  
**Cell:** 254-405-7591 | **E-mail:** [Shelby\\_Hild@Baylor.edu](mailto:Shelby_Hild@Baylor.edu)

**MAX CALDERONE** Associate Director  
**Responsibilities:** Baseball, Football, Equestrian  
**Alma Mater:** Baylor, 2019 | **Joined Baylor:** July 2020  
**Cell:** 254-265-1639 | **E-mail:** [Max\\_Calderone@Baylor.edu](mailto:Max_Calderone@Baylor.edu)

**MATT ROBERTS** Associate Director  
**Responsibilities:** Men's Basketball, Men's/Women's Golf,  
**Alma Mater:** Texas Tech, 2011 | **Joined Baylor:** September 2021  
**Cell:** 254-227-2280 | **E-mail:** [WM\\_Roberts@baylor.edu](mailto:WM_Roberts@baylor.edu)

**MADOLON ALLEN** Associate Director  
**Responsibilities:** Volleyball, A&T, BaylorBears.com, Basketball assistant  
**Alma Mater:** TCU, 2018 | **Joined Baylor:** August 2021  
**Cell:** 254-252-7186 | **E-mail:** [Madelon\\_Allen@Baylor.edu](mailto:Madelon_Allen@Baylor.edu)

**KATY GILMORE** Associate Director  
**Responsibilities:** Soccer, Softball, Basketball assistant  
**Alma Mater:** Texas Tech, 2020 | **Joined Baylor:** August 2021  
**Cell:** 254-252-2182 | **E-mail:** [Katy\\_Gilmore@baylor.edu](mailto:Katy_Gilmore@baylor.edu)

**COLIN PIRTLE** Associate Director  
**Responsibilities:** Track & Field/Cross Country, Men's Tennis  
**Alma Mater:** Baylor, 2022 | **Joined Baylor:** May 2022  
**Cell:** 940-564-0351 | **E-mail:** [Colin\\_Pirtle1@baylor.edu](mailto:Colin_Pirtle1@baylor.edu)

**JERRY HILL** Director of Sports Journalism  
**Alma Mater:** North Texas, 1983 | **Joined Baylor:** August 2008  
**Cell:** 254-709-4994 | **E-mail:** [Jerry\\_Hill@baylor.edu](mailto:Jerry_Hill@baylor.edu)

**JOHN MORRIS** Assistant AD for Broadcasting  
**Alma Mater:** Baylor, 1980 | **Joined Baylor:** 1987  
**Cell:** 254-709-9687 | **E-mail:** [John\\_Morris@baylor.edu](mailto:John_Morris@baylor.edu)

## MEDIA INFORMATION

### BAYLOR BALLPARK PRESS FACILITIES

Baylor Ballpark features one of the nation's top press facilities, comprised of the Jack D. Loftis press box and the Jarrell McCracken broadcast booths.

Press facilities at Baylor Ballpark are governed by the National Collegiate Baseball Writers Association and by Baylor Athletics Communications. A professional atmosphere will be maintained at all times. Cheering, clapping or loud talking inside the Jack D. Loftis press box will not be tolerated and are grounds for removal at the discretion of **Max Calderone**, Associate Director of Athletics Communications and contact for Baylor Baseball.

### GAME DAY MEDIA SERVICES

Statistics, game notes and rosters are available at the upstairs elevator lobby. Telephones, stat monitors and work space also are available in the press box and in each broadcast booth. Box scores are distributed on the field prior to postgame interviews and also are available in the press box following the game.

### POSTGAME INTERVIEWS

Head coach **Mitch Thompson** and selected players will be available for interviews 10 minutes after the conclusion of all games. Thompson meets with media in front of the Baylor dugout after an interview with the Baylor Sports Network from Learfield. Requests for postgame interviews with specific players should be made to **Max Calderone** by the end of the eighth inning. Baylor's clubhouse is closed to the media.

### ADDITIONAL INTERVIEWS

Head coach **Mitch Thompson** and student-athletes also will be available for interviews prior to practice on Thursdays at Baylor Ballpark. Baylor's Thursday practices usually start at 2:30 p.m. Interviews before a road trip on the travel day will be held at the team bus by the stadium. Wednesday is typically the team's off day.

Requests for pre-practice interviews with specific players and requests for additional interviews with **Thompson** should be made to **Max Calderone**, no less than 24 hours in advance.

### BAYLOR MEDIA INFORMATION

For media information, including photos, logos and video FTP information, please contact **Max Calderone** from the communications staff.

### BAYLOR VIDEO HIGHLIGHTS FTP SITE

Baylor provides broadcast-quality video of home game postgame highlights via FTP download. Contact Baylor Athletics Communications for more information.

### WEB-BASED MEDIA

Web-based media from sites affiliated with established, nationally recognized news-gathering organizations are eligible for media credentials. Online media with an emphasis on the recruitment of potential student-athletes (that meet the above qualification) can request one (1) credential for the purpose of writing a game/event recap.

Credentials will not be granted to any online agency operating sites that are in any way affiliated with gambling. Nor will credentials be granted to "fan-submitted" or un-edited sites that are not affiliated with an established news-gathering organization and/or sites whose sole entity is fan-generated message boards that allow the posting of anonymous comments.

### SOCIAL MEDIA

In addition to following the most up-to-date information on Baylor's Official Athletics Site, [www.BaylorBears.com](http://www.BaylorBears.com), the Baylor Athletics Communications office runs the Official Twitter feeds for Baylor Athletics (@BaylorAthletics) and Baylor Baseball (@BaylorBaseball).

### INCLEMENT WEATHER

Media will be informed as soon as possible should a game be delayed, postponed or cancelled due to inclement weather. Any changes to the schedule will be reflected on the Baylor Athletics website — [www.BaylorBears.com](http://www.BaylorBears.com) — as soon as possible. Game information will also be sent out on the @BaylorBaseball Twitter feed.

Fans and media who want to check on a game's status can do so by visiting @BaylorBaseball on Twitter.

### MEDIA CREDENTIALS

Working press and photographer credentials for Baylor home games are distributed at the discretion of Baylor Athletics Communications.

**All requests should be made in writing** by sports editors or sports directors of accredited media outlets on company letterhead or via account-verifiable e-mail. All requests should be made as early as possible and should be **limited to working press only. Requests made within 24 hours of the game may not be considered.**

All credential requests should be sent to: **Max Calderone**, Associate Director of Athletics Communications (E-Mail [Max\\_Calderone@baylor.edu](mailto:Max_Calderone@baylor.edu); FAX 254.710.1369; Mail 1500 S. University Parks Dr., Waco, TX 76706).

Credentials may be picked up in the Athletics Communications Office located in the Highers Athletics Complex, or at press will call in the ticket office at Baylor Ballpark. Parking at Baylor Ballpark is limited. Credentialed media will be allowed to park in the premium parking area if credentials are shown upon entering the parking lot.

### PHOTOGRAPHER WELLS

Baylor Ballpark features four photographer wells for working credentialed media. These wells are located in the following areas: at the outfield end of each dugout, in the crow's nest atop the first-base grandstand and behind home plate just below the press box.

In accordance with NCAA regulations, **flash photography of any kind is strictly prohibited** at Baylor Ballpark.

### UNAUTHORIZED USE OF CREDENTIALS

Press credentials will be issued to working press only. Press credentials are not transferable and use by anyone other than members of the working press is unauthorized. Press credentials used in an unauthorized manner will be revoked immediately. News organizations allowing unauthorized individuals to use credentials will have their credentials revoked for the remainder of the year.

# UNIVERSITY ADMINISTRATION

INTRODUCTION



## DR. LINDA LIVINGSTONE

UNIVERSITY PRESIDENT  
OKLAHOMA STATE, 1982

Dr. Linda A. Livingstone is the 15th president of Baylor University. She previously served as dean and professor of management at The George Washington University School of Business, as dean and professor of management at Pepperdine University's Graziadio School of Business and Management, and as a tenured faculty member and associate dean of graduate programs at Baylor's Hankamer School of Business.

As Baylor's president, Dr. Livingstone has overseen the development of Baylor's academic strategic plan, *Illuminate*, which details Baylor's pursuit of becoming a preeminent Christian research university, and the \$1.1 billion comprehensive campaign that undergirds *Illuminate*, called *Give Light*. She has also overseen the University's response to COVID-19 and the robust study of Baylor's full history through the Commission on Historic Campus Representations.

A strong voice for the role of faith-based institutions in American higher education, Dr. Livingstone has established herself as a scholar in organizational behavior, leadership, creativity, and university accreditation. She has been extensively published and cited in academic and professional outlets, including *American Business Review*, *Journal of Organizational Behavior*, *Journal of High Technology Management Research*, and the book *Business and Corporate Integrity: Sustaining Organizational Compliance, Ethics and Trust*. She serves on a number of boards, councils, and task forces, including the boards of Baylor College of Medicine, Capital Southwest Industrials, Waco Industrial Foundation, and the Independent Colleges and Universities of Texas, Inc., the Taskforce on Higher Education and Opportunity, and the AGB Council of Presidents. In addition, she serves as the Vice Chair of the Big XII Conference Board of Directors, as the Secretary for the Board of Directors of the American Council on Education, on the NCAA Division I Board of Directors, and on the NCAA Board of Governors.

Dr. Livingstone was inducted into Oklahoma State University's Hall of Fame in 2020. She also is a member of the Spears School of Business Hall of Fame, was the first recipient of the Outstanding Ph.D. Alumnus Award, and was recognized in 2015 with the OSU Distinguished Alumni Award.

A native of Perkins, Oklahoma, Dr. Livingstone played varsity basketball at Oklahoma State University, where she earned a Bachelor of Science in economics and management, a Master of Business Administration, and a Doctor of Philosophy in management and organizational behavior. Her husband, Brad, a high school history teacher, also played basketball at Oklahoma State. They have one daughter, Shelby, who is an assistant volleyball coach at Liberty University.



## MACK RHOADES

VICE PRESIDENT / DIRECTOR OF ATHLETICS  
ARIZONA, 1993

Mack B. Rhoades, IV, who has provided outstanding leadership and vision for three NCAA Football Bowl Subdivision athletic programs, was named Baylor University's Vice President and Director of Intercollegiate Athletics on July 13, 2016.

Rhoades has organized a team of dynamic administrators and restructured the athletics department to maximize efficiencies across teams. His concept of Preparing Champions for Life has provided the ongoing vision for Baylor Athletics, which aims to bolster the student-athlete experience by focusing on the areas of academic achievement, athletic success, character formation and spiritual growth.

In June 2021, Rhoades was selected as *Sports Business Journal's* 2021 Athletics Director of the Year, marking the second Athletics Director of the Year honor earned by Rhoades in as many years. He was chosen as 2019-20 NACDA Under Armour Athletics Director of the Year in March 2020.

Over his six years in Waco, Baylor has won 25 Big 12 titles and seven national championships.

Baylor continues as one of the most successful athletics departments in the country. Baylor football won the 2021 Big 12 Championship, which marked the first since 2014 and the third in program history. The Bears also won the Sugar Bowl and set a school-record with 12 wins, including five victories over ranked opponents. Head coach Dave Aranda was named the George Munger National Coach of the Year.

Men's basketball won its second-straight Big 12 regular-season title and received a No. 1 seed in the NCAA Tournament under Scott Drew, who has been named Big 12 Coach of the Year for three-consecutive seasons. Women's basketball won its 12th-straight Big 12 regular-season championship and was a No. 2 seed in the NCAA Tournament under first-year head coach Nicki Collen. The Bears became the first team since 2000 to begin Big 12 play 0-2 and win the regular-season title.

Baylor became the first Big 12 school to win a football, men's and women's basketball regular-season championship in the same year and was the first Power Five school to sweep the basketball regular-season titles in back-to-back years.

Academically, Baylor tied a school record with an overall score of 94 in Graduation Success Rate (GSR) that led the Big 12 for an eighth-straight year and was second in the state of Texas in addition to ranking 14th nationally among Power Five schools. The Bears have had a 3.0 term GPA or better for 27-straight semesters.

The 2020-21 academic year, despite the ongoing COVID-19 pandemic, brought success for Baylor Athletics as the department combined to bring 20 trophies home to Waco. For the second-consecutive full term (not including the COVID-shortened 2019-20 campaign), the Bears brought home multiple national championships. After acrobatics & tumbling won its fifth-straight title and women's basketball clinched their third overall national championship in 2019, A&T went for six straight in 2020-21 and men's basketball claimed its first in program history.

Men's basketball won its first Big 12 regular-season title and clinched its first conference title since 1950 en route to winning every NCAA tournament game by an average of 15.3 points to claim its first-ever national championship.

Women's basketball brought home its 11th-straight, and 12th overall, Big 12 regular season championship in addition to their 11th Big 12 Championship title, marking the 10th time Baylor swept the regular-season and tournament titles. Women's basketball advanced to the program's 10th Elite Eight, marking the sixth time in seven seasons the Bears have been one of the final eight squads standing.

Baylor had 16 of 19 teams reach the postseason in 2020-21. Acrobatics & tumbling brought home its sixth-straight national championship, and men's tennis advanced to the program's third national championship match and first since 2005. Equestrian upset top-ranked Auburn in the NCEA National Championship and Track and Field had three individual national

### BAYLOR UNIVERSITY PRESIDENTS

1846-51	Henry Lee Graves	1948-61	William R. White
1851-61	Rufus C. Burleson	1961-81	Abner Vernon McCall
1861-63	George W. Baines	1981-95	Herbert H. Reynolds
1864-85	William Carey Crane	1995-05	Robert B. Sloan, Jr.
1885-86	Reddin Andrews	2006-08	John M. Lilley
1886-97	Rufus C. Burleson	2010-16	Kenneth W. Starr
1899-1902	Oscar H. Cooper	2017-	Linda A. Livingstone
1902-31	Samuel P. Brooks		
1932-47	Pat M. Neff		

## UNIVERSITY ADMINISTRATION

champions at the same NCAA meet (NCAA Indoor Championships) for the first time in program history.

Overall, Baylor's 11 head-to-head sports compiled a 208-86-3 record (.705 winning percentage) during the 2020-21 academic year as 10 of Baylor's 17 teams finished the term ranked, including six in the top 10. Baylor athletics also brought home six Big 12 titles.

In the midst of the coronavirus pandemic, thanks in large part to the direction of Baylor's athletic medicine staff, the Bears completed 93.3 percent of their scheduled contests.

Rhoades also oversaw the Baylor Bear Foundation as it reported more than \$19.5 million in annual giving to Baylor Athletics in 2020, tied for the second-highest giving total in the foundation's 70-plus year history.

The 2018-19 academic year brought several strategic initiatives to the forefront of athletics beginning with December's unveiling of the "Baylor Built" character formation program. The holistic program encompasses character and leadership development, personal skills, social responsibility, community engagement and spiritual growth.

Rhoades, in a collective effort with a team assembled by Jovan Overshown, Senior Associate Athletics Director for External Affairs, launched – in association with NIKE – the "Baylor United" brand and visual identity for the department in April of 2019. The process produced a unified color palette, updated primary and secondary marks, new wordmarks and custom brand font and numerical system.

In May of 2019, as part of the Baylor Athletics Master Plan portion of the university's \$1.1 billion "Give Light" campaign, Rhoades announced the department would build a new \$105 million basketball fieldhouse following the largest current gift in the university's history. An anonymous lead gift will spearhead the Baylor Basketball Pavilion to provide an electric atmosphere for the department's highly successful basketball programs.

Rhoades has led national searches for five head coaching positions during his time at Baylor, ultimately bringing to Waco, Matt Rhule (Football) in 2016, Casie Maxwell (Equestrian) in 2017, Brian Boland (Men's Tennis) in 2018, Dave Aranda (Football) in 2020, Nicki Collen (Women's Basketball) in 2021 and Michelle Lenard (Soccer) in 2021. He promoted long-time assistant Michael Ford to head coach of the Baylor Track and Field program in 2021. He also promoted Michael Woodson to head coach during the Men's Tennis team's postseason run to a national runner-up finish in 2021.

The Bears remain committed to giving back, with student-athletes volunteering more than 5,500 hours throughout the Waco community in the last three academic years. The football, men's and women's basketball teams each adopted local elementary schools during the school term where student-athletes would read to classes either virtually or in person.

While mission trips were put on hold for the 2020-21 term due to the pandemic, more than 100 student-athletes participated in spiritual growth opportunities on campus. Previously, Baylor's Sports Ministry Team traveled to share the love of Christ internationally for 12 consecutive years.

Rhoades joined the Baylor family from the University of Missouri, where he spent the previous year (2015-16) leading the 20-sport Southeastern Conference intercollegiate athletics department, and he previously served in similar capacities at the University of Houston (2009-15) and the University of Akron (2006-09).

His first year in Columbia saw Mizzou student-athletes register the highest one-semester grade-point in school history at 3.03 for the fall 2015 term; Barry Odom hired as the Tigers' head football coach; wrestler J'den Cox win an NCAA title and earn a berth on the 2016 U.S. Olympic Team; the Tigers' men's swimming and diving team place a program-best eighth at the NCAA Championship and its women's basketball program return to the NCAA Tournament for the first time since 2006. Bolstered by three top 11 NCAA finishes--wrestling (sixth), men's swimming and diving (eighth) and women's swimming and diving (11th), Missouri finished 43rd in the final 2015-16 Learfield Directors' Cup standings.

Rhoades and his staff developed a student-athlete enrichment program, Mizzou Made: Preparing Champions for Life. This innovative and comprehensive program is part of a campus community partnership focusing on life skills and career development among other core values.

Before moving to Missouri, Rhoades enjoyed five-and-a-half rewarding years guiding the athletic fortunes at the University of Houston as Vice President for Intercollegiate Athletics. He reignited the Cougars' entire program, hiring 14 new head coaches, including 2015 FWAAs First-Year Coach of the Year Tom Herman. Rhoades also oversaw a transformation of the student-athlete experience while also directing marked improvements in the areas of academics, facilities, fundraising and athletic success. In

nearly every academic measurement, including grade-point average and the NCAA's Academic Progress Rate, Houston registered record achievements. He also unveiled the Cougar Pride Leadership Academy to equip student-athletes with life-long leadership and life skills.

Houston's football team appeared in four bowl games during Rhoades' six seasons, and enjoyed a historic 2011 campaign which saw it climb to No. 6 in the BCS standings en route to a 13-1 record and its first season-ending finish in The Associated Press Top 25 since 1990.

Known as an outstanding fundraiser, Houston raised nearly \$100M and constructed \$160M in new facilities during his tenure, including a new on-campus football stadium, a men's and women's basketball training center, a golf academy and a short game facility. Rhoades also negotiated one of the nation's top five facility naming rights agreements at the collegiate level and secured a new multi-media rights deal for Houston. Cougar Pride, Houston Athletics' fundraising arm, set an annual donation record for the fifth-consecutive year in 2013-14 as more than 3,100 Cougar Pride members contributed \$4.5M to eclipse the previous mark of \$3.5M set the previous year.

Rhoades and University of Houston President Dr. Renu Khator successfully steered the institution into an exciting new era when it was invited in December 2011 to join The American Athletic Conference beginning with the 2013-14 academic year. Houston's first year in The American was arguably one of the finest in school history, as its 2013-14 teams combined for 157 victories, 17 American individual championships, 10 NCAA postseason berths and a pair of American team titles. That successful surge led to Houston's highest national finish in the Learfield Directors' Cup since 2000-01.

Rhoades served as chair of the American Athletic Conference Athletics Directors Committee, Athletics Directors Executive Committee and Athletics Directors Finance Committee after having served Conference USA as chairperson for its Championship and Site Selection Committees.

Prior to his arrival at Houston, Rhoades helped the University of Akron achieve unprecedented academic and athletic success. During his tenure, Zip student-athletes earned: 765 total Dean's List honors, 213 All-Conference honors, 83 Academic All-Conference awards, 20 team championships, 14 Conference Player of the Year awards and 12 All-America honors.

Rhoades' Akron tenure was also marked by the construction of a \$61.6M on-campus football stadium, the creation of a women's golf program, three-time recognition for the department's diversity strategy and the hiring of 11 head coaches. UA student-athletes also generously gave back the community during Rhoades' tenure providing more than 5,000 service hours to the greater Akron area during each of the 2006-07 and 2007-08 academic years.

He served as a member of the NCAA Division I Championships/Sports Management Cabinet--as well as its Administrative Committee, and led the Mid-American Conference External Affairs Committee. Rhoades also helped then-MAC Commissioner Rick Chryst negotiate an unprecedented TV contract for the league with ESPN.

Rhoades went to Akron after seven years at UTEP, where he worked his way up the department ranks to become the Miners Executive Senior Associate Athletics Director after starting as Assistant Athletics Director for Development. In his final position at UTEP, Rhoades oversaw all fundraising, the marketing and media relations offices as well as football external operations, men's basketball, men's golf, licensing, Miner Athletic Club and the athletics ticket office.

Rhoades, who holds a bachelor's degree in health sciences from the University of Arizona (1993) and a master's of science degree in athletics administration/sports management from Indiana University (2002), began his intercollegiate athletics career as a marketing assistant in the Yale athletic department (1996) and worked in development at Marquette (1997-98) before joining the UTEP staff in 1998.

Mack and his wife, Amy, have three daughters – Nicolette (husband, Christian Santillán), Natalie (husband, Andrew Charbine and son, Gerard) and Noelle (husband, Mason Schlotzhauer).

### BAYLOR ATHLETICS DIRECTORS

1903-04	R.N. Watts	1959-68	John Bridgers
1907-08	Luther Burleson	1968-71	Bill Henderson
1908-11	Enoch Mills	1971-80	Jack Patterson
1913-14	Norman Paine	1980-92	Bill Menefee
1914-20	Charles Mosley	1992-93	Grant Teaff
1920-26	Frank Bridges	1993-96	Dick Ellis
1927-40	Morley Jennings	1996-03	Tom Stanton
1941-49	Ralph Wolf	2003-16	Ian McCaw
1950-59	George Sauer	2016-	Mack Rhoades





# BAYLOR BALLPARK

INTRODUCTION

Collegiate coaches named Baylor Ballpark the nation's No. 3 college baseball stadium in a 2003 Baseball America survey and a 2017 survey done by D1Baseball.com named Baylor Ballpark the best in the Big 12. Celebrating its 25th year in 2023, the park remains one of college baseball's finest stadiums.

Baylor Ballpark is a beautiful facility constructed of red brick and exposed green steel beams, which complement the attractive architecture already found on the Baylor campus. The stadium was designed to ensure outstanding sightlines and comfort for fans, as well as meet the needs of the country's finest college baseball players.

Four entrances into the main grandstand, plus an additional ramp for disabled fans, lead to 3,200 chairback seats, including 650 field level seats in 42 separate boxes. Approximately 70 percent of the stadium seating is covered by an awning for protection from the sun or rain. New chairbacks were installed for the 2009 season.

The latest addition to the park is the Jack Ward Pitching Lab, which is located below the first base grandstand. The \$220,000 and 4,000 square foot project was completed in November of 2017. The state-of-the-art pitching facility is one of a kind among all college baseball programs, featuring turf, two mounds, five motion capture cameras and software to display advanced metrics and biomechanics to improve every facet of what goes into making a great pitcher.

New in 2014 was the addition of a 24'-7.5"-by-68'-7" videoboard from Floyd Casey Stadium to replace the Baylor Ballpark videoboard that was installed in 2003 next to the existing scoreboard. The Daktronics videoboard has the capabilities for instant replay, video highlights and more.

The two-level Jack Loftis Press Box is fully air conditioned and carpeted, with radio booths for both home and visiting teams, as well as a television booth. A VIP box with theatre-style seating for 12, two restrooms and a concession area also are part of the press box structure. Specially designed accordion-style windows allow a completely unobstructed view when open.

The Steve Macko Locker Room received a facelift prior to the 2019 season. The 1,200-plus square feet contain 35 custom-built ash lockers and as of January 2019 received a renovation that updated the design, graphics and overall feel of the locker room. It boasts the latest technology in television and stereo equipment. Located under the main grandstand, the locker room has direct access to the third base dugout.

2019 also saw the renovation of the park to include a state-of-the-art recruiting lounge that showcases Baylor's storied history in baseball, along with the addition of a nutrition space specifically for baseball student-athletes to keep their bodies fueled and primed to perform at their best.

The training room is located across the hall from the locker room, and is equipped with an ice machine, taping tables, and whirlpool areas. The equipment room is furnished with storage cabinets for uniforms and equipment and equipped with a washer/dryer area for on-site laundry.

Baylor Ballpark also houses the coaches' offices inside the stadium. Located on the third base side with windows facing the concourse, it houses the head coach's office, two offices for assistant coaches, a reception area, conference room and restroom.

The novelty store is located adjacent to the office suite with public entrance from the concourse. A beautiful glass entrance leads into the store, which carries authentic Baylor Baseball apparel and other items.

The Mickey Sullivan Room is a 1,200-square-foot room on the first-base side of the stadium used as a team meeting area and study lounge. It is equipped with a restroom of its own, as well as a countertop and sink area for food preparation. The room also serves as a trophy room and pre- and postgame meal area.

The indoor hitting cages are housed near the right field foul line. The large area (2,800 square feet) is completely surfaced, heated, and cooled. Two full-length cages are available for players' use.

Additional facilities within Baylor Ballpark include locker room facilities for both coaches and umpires, additional seating for 1,000 down the left field line and a beautiful elevated terrace down the right field line. The main concession areas and restroom facilities are located on the concourse just inside the main gate. Additional concessions are located on the third base concourse.

Despite being in just its first season and still under construction, Baylor Ballpark played host to an NCAA Regional and then an NCAA Super Regional in 1999.

The Bears took full advantage of playing at home, sweeping through the regional with wins over Eastern Illinois and Minnesota in their first

two games. When the Golden Gophers fought through the loser's bracket to face Baylor again in the championship game, the Bears' bats came alive with one of the top performances in team history, scoring 22 runs to beat Minnesota and advance to the Super Regional.

Big 12 rival Oklahoma State came to Waco for that match-up. The underdog Cowboys took the first game in a slugfest, 18-11, but Baylor bounced back to claim the second game 17-7. The Bears then carried a lead late into game three before faltering and falling 6-2. Baylor Ballpark has hosted a total of four NCAA Regionals (1999, 2000, 2005, 2012) and three NCAA Super Regionals (1999, 2005, 2012).

Nine of Baylor Ballpark's top 30 crowds have come during NCAA postseason play. In 2012, Baylor Ballpark saw a record crowd of 5,911 for a Saturday night win against second-ranked Texas A&M. In 2012, a school-record 126,947 fans attended the Bears' 40 home games. Baylor Ballpark has ranked in the top 30 nationally or better in average attendance in 19 of 24 seasons, and has seen more than 1.8 million fans walk through its gates.

In the long history of varsity baseball at Baylor, the Bears have called only four fields home for any extended period of time.

Carroll Field was the baseball team's first home. Located on the Baylor campus approximately where the Student Union Building sits today, Carroll Field was home to both the baseball and football teams.

In later years, the Bears played their home games at a pair of city fields in Katy Park and Dutton Street Park. The Bears moved back and forth between the two fields, at times playing whole seasons at one field and at other years playing in both parks during the same season.

Beginning in 1960, Baylor played exclusively at Dutton Street Park. That field remained Baylor's home until 1977, when Baylor returned to campus with the opening of Ferrell Field. A 1,700-seat facility, Ferrell Field served as home for the Bears through the 1998 season.

Construction on Baylor Ballpark began following the 1998 season. The new structure was built around the existing field. As work ran behind schedule, however, it became apparent that the ballpark would not be completed in time for the start of the 1999 season. The Bears played their first four home games that season at McLennan Community College in Waco before moving into Baylor Ballpark for good. For the rest of the year, players and fans battled construction as the park continued to be worked upon. The park was completed in time for the 2000 season and was dedicated in 2001.

## BAYLOR BALLPARK QUICK FACTS

**First Season:** 1999  
**Capacity:** 5,000  
**Largest Game Crowd:** 5,911 vs. Texas A&M (April 21, 2012)  
**Largest 3-Game Series Crowd:** 15,104 vs. Arkansas (June 9-11, 2012)  
**Largest Total Season Attendance:** 126,947 (2012)  
**Largest Average Season Attendance:** 3,255 (2012)  
**OF Wall Dimensions:** 330-400-330  
**Games:** 744  
**Record:** 513-231  
**Best Season Record:** 34-6 (2012)  
**NCAA Regionals:** 4 (1999, 2000, 2005, 2012)  
**NCAA Super Regionals:** 3 (1999, 2005, 2012)  
**NCAA Postseason Record:** 14-8

# BAYLOR BALLPARK ATTENDANCE

## ALL-TIME LARGEST CROWDS

	DATE	OPPONENT	SCORE	W/L	ATT.
1.	4/21/12	Texas A&M	1-0	W	5,911
2.	4/17/04	Texas	6-7	L	5,602
3.	4/13/06	Texas	6-7	L	5,313
4.	3/17/07	Texas	2-14	L	5,281
5.	4/22/06	Texas A&M	4-1	W	5,173
6.	6/11/12	Arkansas**	0-1	L	5,059
7.	6/10/12	Arkansas**	4-5	L	5,038
8.	6/9/12	Arkansas**	8-1	W	5,007
9.	5/17/12	Texas	16-5	W	4,889
10.	4/22/12	Texas A&M	7-5	W	4,887
11.	4/21/00	Texas	6-5	W	4,876
12.	6/5/99	Oklahoma State**	17-7	W	4,856
13.	5/2/09	Texas	11-19	L	4,812
14.	4/19/08	Texas A&M	1-11	L	4,794
15.	6/6/99	Oklahoma State**	2-6	L	4,776
16.	4/20/02	Texas A&M	6-5	W	4,720
17.	3/28/03	Texas A&M	2-7	L	4,717
18.	6/4/99	Oklahoma State**	11-18	L	4,675
19.	3/24/07	Texas Tech	7-8	L	4,540
20.	4/5/03	Texas	7-13	L	4,531
21.	3/18/07	Texas	3-8	L	4,508
22.	4/13/13	Oklahoma	1-3	L	4,468
23.	4/27/07	Texas A&M	7-12	L	4,444
24.	6/12/05	Clemson**	7-1	W	4,424
25.	6/4/12	Dallas Baptist*	8-2	W	4,423
26.	4/30/10	Texas	2-4	L	4,409
27.	4/21/07	Missouri	11-14	L	4,398
28.	6/11/05	Clemson**	2-4	L	4,383
29.	3/20/05	Texas	4-3	W	4,353
30.	4/27/13	Texas	1-0	W	4,295
31.	5/30/99	Minnesota*	22-6	W	4,287
32.	5/26/00	Texas State*	0-6	L	4,275
33.	6/4/05	UTSA*	8-3	W	4,225
34.	3/16/09	Texas A&M	8-7	W	4,224
35.	5/12/01	Texas Tech	2-1	W	4,176
36.	3/19/05	Texas	9-1	W	4,148
37.	5/29/99	Minnesota*	6-4	W	4,146
38.	4/21/01	Texas	12-2	W	4,132
39.	4/22/01	Texas	16-6	W	4,128
40.	4/25/09	Oklahoma	4-12	L	4,085
41.	4/6/03	Texas	3-11	L	4,048
42.	5/13/05	Texas A&M	10-9	W	4,030
43.	3/4/00	Texas A&M	10-4	W	4,023

**Midweek Record:** 3,721 vs. UT Arlington (2/15/05, L 6-9)

\* - NCAA Regional

\*\* - NCAA Super Regional

## LARGEST THREE-DATE SERIES

	DATE	OPPONENT	ATT.
1.	6/9-11/12	Arkansas**	15,104
2.	6/4-6/99	Oklahoma State**	14,307
3.	6/11-13/05	Clemson**	12,587
4.	4/26-4/28/13	Texas	11,573
5.	5/11-13/01	Texas Tech	10,940
6.	3/23-25/07	Texas Tech	10,752
7.	4/12-4/14/13	Oklahoma	10,698
8.	4/7-9/06	Oklahoma State	10,516
9.	4/20-22/07	Missouri	10,468
10.	3/20-22/09	Texas Tech	10,242
11.	4/4-6/08	Kansas	10,059
12.	4/24-26/09	Oklahoma	9,929
13.	5/14-16/03	Texas Tech	9,778

## LARGEST TWO-DATE SERIES

	DATE	OPPONENT	ATT.
1.	4/21-22/12	Texas A&M	10,798
2.	3/17-18/07	Texas	9,789
3.	4/22-23/06	Texas A&M	9,085
4.	4/20-21/02	Texas A&M	8,736
5.	5/2-3/09	Texas	8,670
6.	4/5-6/03	Texas	8,579
7.	4/19-20/08	Texas A&M	8,531

## YEARLY ATTENDANCE

NCAA			NCAA			
YEAR	DATES	TOTAL	RANK	AVG.	RANK	REC.
1999	35	64,490	17	1,743	21	29-6
	at MCC	4	—	336	—	3-1
	at BB	31	—	1,857	—	26-5
2000	33	85,479	15	2,757	13	26-7
2001	34	89,811	13	2,806	9	22-12
2002	31	86,509	18	2,883	15	25-6
2003	30	85,620	20	3,057	11	21-9
2004	35	90,693	20	2,748	19	20-15
2005	36	109,621	16	3,045	17	25-11
2006	34	96,427	18	3,013	16	27-7
2007	33	101,791	17	3,180	16	23-10
2008	31	95,027	21	3,065	18	21-10
2009	32	90,261	20	2,911	21	20-12
2010	36	89,804	22	2,641	24	26-10
2011	30	80,671	27	2,689	25	16-14
2012	40	126,947	12	3,255	18	34-6
2013	27	77,572	28	2,873	18	17-10
2014	30	78,679	26	2,622	28	20-10
2015	28	65,631	30	2,343	30	16-12
2016	32	74,735	29	2,335	29	16-16
2017	31	71,008	33	2,290	33	20-11
2018	26	56,754	37	2,183	33	19-7
2019	31	61,414	32	1,981	33	25-6
2020	10	17,726	34	1,773	31	5-5
2021	29	35,227	24	1,215	22	23-7
2022	32	54,522	38	1,704	42	20-12
<b>Totals</b>	<b>722</b>	<b>1,888,438</b>		<b>2,616</b>		<b>513-231</b>



# 2023 SCHEDULE

INTRODUCTION

DAY	DATE	OPPONENT	LOCATION	TIME (CT)	DAY	DATE	OPPONENT	LOCATION	TIME
Fri.	Feb. 17	Central Michigan	Waco, Texas	3 p.m.	Fri.	April 21	at Texas Tech*	Lubbock, Texas	6:30 p.m.
Sat.	Feb. 18	Central Michigan	Waco, Texas	2 p.m.	Sat.	April 22	at Texas Tech*	Lubbock, Texas	2 p.m.
Sun.	Feb. 19	Central Michigan	Waco, Texas	1 p.m.	Sun.	April 23	at Texas Tech*	Lubbock, Texas	2 p.m.
Tues.	Feb. 21	HCU	Waco, Texas	6:30 p.m.	Tues.	April 25	Tarleton	Waco, Texas	6:30 p.m.
Fri.	Feb. 24	at Duke	Durham, N.C.	3 p.m.	Fri.	April 28	West Virginia*	Waco, Texas	6:30 p.m.
Sat.	Feb. 25	at Duke	Durham, N.C.	2 p.m.	Sat.	April 29	West Virginia*	Waco, Texas	2 p.m.
Sun.	Feb. 26	at Duke	Durham, N.C.	12 p.m.	Sun.	April 30	West Virginia*	Waco, Texas	11 a.m.
Tues.	Feb. 28	UTSA	Waco, Texas	6:30 p.m.	Tues.	May 2	at Abilene Christian	Abilene, Texas	6:05 p.m.
Fri.	March 3	Youngstown State	Waco, Texas	6:30 p.m.	Wed.	May 3	Texas A&M-Corpus Christi	Waco, Texas	6:30 p.m.
Sat.	March 4	Youngstown State	Waco, Texas	2 p.m.	Tues.	May 9	Grand Canyon	Waco, Texas	6:30 p.m.
Sat.	March 4	Youngstown State	Waco, Texas	DH-2	Wed.	May 10	Lamar	Waco, Texas	6:30 p.m.
Sun.	March 5	Youngstown State	Waco, Texas	1 p.m.	Fri.	May 12	at TCU*	Fort Worth, Texas	6:30 p.m.
Tues.	March 7	Dallas Baptist	Waco, Texas	6:30 p.m.	Sat.	May 13	at TCU*	Fort Worth, Texas	4 p.m.
Fri.	March 10	Mercer	Waco, Texas	6:30 p.m.	Sun.	May 14	at TCU*	Fort Worth, Texas	1 p.m.
Sat.	March 11	Mercer	Waco, Texas	2 p.m.	Tues.	May 16	at Tarleton	Stephenville, Texas	6:30 p.m.
Sun.	March 12	Mercer	Waco, Texas	1 p.m.	Thurs.	May 18	Cal State Bakersfield	Waco, Texas	6:30 p.m.
Tues.	March 14	Rice	Waco, Texas	6:30 p.m.	Fri.	May 19	Cal State Bakersfield	Waco, Texas	6:30 p.m.
Fri.	March 17	Kansas State*	Waco, Texas	6:30 p.m.	Sat.	May 20	Cal State Bakersfield	Waco, Texas	2 p.m.
Sat.	March 18	Kansas State*	Waco, Texas	2 p.m.	<u>Big 12 Championship (Globe Life Field)</u>				
Sun.	March 19	Kansas State*	Waco, Texas	1 p.m.	Wed.	May 24-28	TBD	Arlington, Texas	TBD
Tues.	March 21	Sam Houston	Waco, Texas	6:30 p.m.	<u>NCAA Regionals</u>				
Fri.	March 24	at Oklahoma State*	Stillwater, Okla.	6 p.m.	Fri.	June 2-5	TBD	Campus Sites	TBD
Sat.	March 25	at Oklahoma State*	Stillwater, Okla.	6 p.m.	<u>NCAA Super Regionals</u>				
Sun.	March 26	at Oklahoma State*	Stillwater, Okla.	1 p.m.	Fri.	June 9-12	TBD	Campus Sites	TBD
Tues.	March 28	Abilene Christian	Waco, Texas	6:30 p.m.	<u>NCAA College World Series</u>				
Fri.	March 31	at Kansas*	Lawrence, Kan.	6 p.m.	Fri.	June 16-26	TBD	Omaha, Neb.	TBD
Sat.	April 1	at Kansas*	Lawrence, Kan.	2 p.m.	<i>*Big 12 Conference game</i>				
Sun.	April 2	at Kansas*	Lawrence, Kan.	1 p.m.	<i>Home games in bold, played at Baylor Ballpark.</i>				
Tues.	April 4	Stephen F. Austin	Waco, Texas	6:30 p.m.	<i>All times listed are Central Standard Time, schedule subject to change.</i>				
Thurs.	April 6	Oklahoma*	Waco, Texas	6:30 p.m.					
Fri.	April 7	Oklahoma*	Waco, Texas	6:30 p.m.					
Sat.	April 8	Oklahoma*	Waco, Texas	2 p.m.					
Tues.	April 11	at Dallas Baptist	Dallas, Texas	6:30 p.m.					
Fri.	April 14	Texas*	Waco, Texas	6:30 p.m.					
Sat.	April 15	Texas*	Waco, Texas	2 p.m.					
Sun.	April 16	Texas*	Waco, Texas	1 p.m.					
Tues.	April 18	at Sam Houston	Huntsville, Texas	6:30 p.m.					

## 2023 ROSTER

## NUMERICAL

No.	Name	Pos.	B/T	Ht.	Wt.	YR-Exp at BU.	Hometown/Previous Schools
0	Austin Stracener	INF	L/R	6-0	175	SO-1st Year (TR)	New Braunfels, Texas/Canyon HS/Texas A&M
1	Hunter Teplanszky	INF	S/R	6-2	190	SO-1st Year (TR)	Flower Mound, Texas/Marcus HS/TCU
2	Gavin Brzozowski	OF	L/L	5-11	185	R-FR-1st Year (TR)	Mansfield, Texas/Mansfield HS/Northeast Texas CC
3	JoJo Medellin	INF	S/R	6-1	175	FR-1st Year	League City, Texas/Bay Area Christian HS
4	Kobe Andrade	LHP/OF	L/L	6-0	165	JR-2nd Year (TR)	Corpus Christi, Texas/Veterans Memorial HS/Texas A&M
5	Daniel Altman	INF/OF	L/R	6-1	205	JR-1st Year (TR)	College Station, Texas/A&M Consolidated/Lamar/McLennan CC
6	Cole Posey	INF/OF	R/R	5-9	190	JR-1st Year (TR)	Georgetown, Texas/Georgetown HS/Boise State/New Mexico
8	Harrison Caley	C	R/R	6-1	180	JR-2nd Year (TR)	The Woodlands, Texas/The Woodlands HS/Abilene Christian
9	Hunter Simmons	OF	R/R	6-0	200	JR-1st Year (TR)	Mansfield, Texas/Mansfield HS/Howard College
11	Will Pendergrass	INF	R/R	6-1	205	JR-1st Year (TR)	Missouri City, Texas/Ridge Point HS/Houston/Cisco CC
12	Casey Sunseri	INF	R/R	5-10	195	JR-1st Year (TR)	The Woodlands, Texas/The Woodlands HS/Texas State/Wharton County CC
13	Kolby Branch	INF	R/R	5-11	190	FR-1st Year	Lucas, Texas/Lovejoy HS
14	Cole Tremain	RHP/OF	R/R	6-0	200	JR-1st Year (TR)	Folsom, Calif./Vista del Lago HS/Sacramento State/Folsom Lake College
15	Will Rigney	RHP	R/R	6-6	200	JR-4th Year	Woodway, Texas/Midway HS
16	Zach Mazoch	C	L/R	6-1	205	FR-1st Year	Georgetown, Texas/Georgetown HS
18	Andrew Petrowski	RHP	R/R	6-3	215	JR-1st Year (TR)	San Antonio, Texas/Clark HS/Garden City CC/San Jacinto CC
19	Cortlan Castle	C	R/R	5-11	185	SO-2nd Year	Woodway, Texas/Midway HS
20	Cam Caley	LHP/OF	L/L	6-1	175	JR-3rd Year	The Woodlands, Texas/The Woodlands HS
22	Blake Helton	RHP	R/R	6-6	205	SR-5th Year	Austin, Texas/Lake Travis HS
23	Blake Rogers	RHP	R/R	6-5	230	FR-1st Year	Mountain View, Calif./Saint Francis HS
24	Mason Marriott	RHP	L/R	6-0	195	SO-2nd Year	Tomball, Texas/Tomball HS
26	Hambleton Oliver	RHP	L/R	6-2	225	JR-4th Year	Corpus Christi, Texas/Calallen HS
27	Jared Matheson	RHP	R/R	6-1	165	JR-1st Year (TR)	Montgomery, Texas/Lake Creek HS/McLennan CC
28	John Ceccoli	1B	L/R	6-1	215	SO-1st Year (TR)	Tyler, Texas/All Saints Episcopal/Auburn/McLennan CC
29	Adam Muirhead	RHP	R/R	6-1	195	JR-3rd Year	Rockport, Texas/Rockport-Fulton HS
30	Gabe Craig	RHP	R/R	6-4	210	SO-1st Year (TR)	Tyler, Texas/Grace Community HS/Texas A&M/Tyler JC
32	Caleb Bergman	OF	R/R	5-9	165	FR-1st Year	Parker, Texas/Plano East HS
33	Walker Polk	C	S/R	6-3	225	FR-1st Year	Coppell, Texas/Coppell HS
34	Anderson Needham	RHP	R/R	6-5	205	JR-5th Year (RS)	Heath, Texas/Rockwall Heath HS
35	Brett Garcia	RHP	R/R	6-2	215	JR-2nd Year (TR)	La Mirada, Calif./Valley Christian HS/UC Irvine/Cypress College
36	Ethan Calder	OF	L/L	5-11	190	FR-1st Year	Austin, Texas/Lake Travis HS
39	Tanner Duke	RHP	R/R	6-2	150	FR-1st Year	Ladera Ranch, Calif./San Juan Hills HS
41	Jack Johnson	INF	R/R	5-11	200	R-FR-2nd Year	Thousand Oaks, Calif./Westlake HS
44	Casen Neumann	1B	L/L	6-0	205	SO-2nd Year	Tomball, Texas/Tomball HS
47	Danny Valadez	RHP	R/R	6-3	215	FR-1st Year	Round Rock, Texas/Cedar Ridge HS
49	Grant Golomb	RHP	R/R	6-1	190	JR-3rd Year	Southlake, Texas/Southlake Carroll HS
51	Cole Stasio	RHP	R/R	6-5	205	JR-3rd Year	Davie, Fla./American Heritage HS
53	Collin McKinney	RHP	R/R	6-6	225	FR-1st Year	Nassau Bay, Texas/Clear Creek HS

## ALPHABETICAL

No.	Name	Pos.	YR-Exp.
5	Daniel Altman	INF	JR-3rd
4	Kobe Andrade	LHP/OF	JR-3rd
32	Caleb Bergman	OF	FR-1st
13	Kolby Branch	INF	FR-1st
2	Gavin Brzozowski	LHP/OF	R-FR-2nd
36	Ethan Calder	OF	FR-1st
20	Cam Caley	LHP/OF	JR-3rd
8	Harrison Caley	C	JR-3rd
19	Cortlan Castle	C	SO-2nd
28	John Ceccoli	1B	SO-4th
30	Gabe Craig	RHP	SO-4th
39	Tanner Duke	RHP	FR-1st
35	Brett Garcia	RHP	JR-5th
49	Grant Golomb	RHP	JR-3rd
22	Blake Helton	RHP	SR-5th
41	Jack Johnson	INF	R-FR-2nd
24	Mason Marriott	RHP	SO-2nd
27	Jared Matheson	RHP	JR-3rd
16	Zach Mazoch	C	FR-1st
53	Collin McKinney	RHP	FR-1st
3	JoJo Medellin	INF	FR-1st
29	Adam Muirhead	RHP	JR-3rd
34	Anderson Needham	RHP	JR-5th
44	Casen Neumann	1B	SO-2nd
26	Hambleton Oliver	RHP	JR-4th
11	Will Pendergrass	INF	JR-3rd
18	Andrew Petrowski	RHP	JR-3rd
33	Walker Polk	C	FR-1st
6	Cole Posey	INF	JR-4th
15	Will Rigney	RHP	JR-4th
23	Blake Rogers	RHP	FR-1st
9	Hunter Simmons	OF	JR-3rd
51	Cole Stasio	RHP	JR-3rd
0	Austin Stracener	INF	SO-2nd
12	Casey Sunseri	INF	JR-4th
1	Hunter Teplanszky	INF	SO-2nd
14	Cole Tremain	RHP/OF	JR-3rd
47	Danny Valadez	RHP	FR-1st

YR - Athletic Year  
EXP - Total years of college baseball

## COACHING STAFF:

<b>Head Coach:</b>	25 Mitch Thompson (Fort Hays State, 1988; 1st Season)
<b>Hitting Coach:</b>	21 Zach Dillon (Baylor, 2005; 1st Season)
<b>Pitching Coach:</b>	10 James Levertton (Texas Tech, 2016; 1st Season)
<b>Vol. Assistant Coach:</b>	40 Jim Blair (Baylor, 2000; 1st Season)
<b>Dir. of Operations:</b>	Darin Thomas (Oklahoma Christian, 1989; 1st Season)
<b>Dir. of Player Development:</b>	Brian Furlong (Iowa, 2007; 1st Season)

## PRONUNCIATIONS:


Kobe <b>ANDRADE</b>	Ann-DRAH-dee	Casen <b>NEUMANN</b>	NEW-man
Gavin <b>BRZOWSKI</b>	Briz-AH-skee	Andrew <b>PETROWSKI</b>	Puh-TROW-skee
Ethan <b>CALDER</b>	CALL-der	Cole <b>STASIO</b>	STAZ-ee-oh
John <b>CECCOLI</b>	Suh-COLE-ee	Austin <b>STRACENER</b>	STRACE-in-er
Grant <b>GOLOMB</b>	GOAL-um	Casey <b>SUNSERI</b>	Sun-SARE-ee
Zach <b>MAZOCH</b>	MAY-zock	Hunter <b>TEPLANSZKY</b>	Tuh-PLAN-ski
JoJo <b>MEDELLIN</b>	Med-eh-YEEN	Danny <b>VALADEZ</b>	VAL-ah-dez

Baseball Communications Contact: Max Calderone  
Cell: 254-265-1639 | Email: Max\_Calderone@baylor.edu  
BaylorBears.com | @BaylorBaseball on Social Media



# BROADCAST ROSTER


PLAYERS



**#5 Daniel Altman**  
INF/OF • Jr. (1st Year at BU)  
L/R • 6-1 • 205  
College Station, Texas  
(McLennan CC)



**#4 Kobe Andrade**  
LHP/OF • Jr. (2nd Year at BU)  
L/L • 6-0 • 165  
Corpus Christi, Texas  
(Texas A&M)




**#32 Caleb Bergman**  
OF • Fr. (1st Year at BU)  
R/R • 5-9 • 165  
Parker, Texas  
(Plano East HS)




**#13 Kolby Branch**  
INF • Fr. (1st Year at BU)  
R/R • 5-11 • 190  
Lucas, Texas  
(Lovejoy HS)




**#2 Gavin Brzozowski**  
OF • R-Fr. (1st Year at BU)  
L/L • 5-11 • 185  
Mansfield, Texas  
(Northeast Texas CC)




**#36 Ethan Calder**  
OF • Fr. (1st Year at BU)  
L/L • 5-11 • 190  
Austin, Texas  
(Lake Travis HS)



**#20 Cam Caley**  
LHP/OF • Jr. (3rd Year at BU)  
L/L • 6-1 • 175  
The Woodlands, Texas  
(The Woodlands HS)



**#8 Harrison Caley**  
C • Jr. (2nd Year at BU)  
R/R • 6-1 • 180  
The Woodlands, Texas  
(Abilene Christian)




**#19 Cortlan Castle**  
C • So. (2nd Year at BU)  
R/R • 5-11 • 185  
Woodway, Texas  
(Midway HS)




**#28 John Ceccoli**  
1B • So. (1st Year at BU)  
L/R • 6-1 • 215  
Tyler, Texas  
(McLennan CC)




**#30 Gabe Craig**  
RHP • So. (1st Year at BU)  
R/R • 6-4 • 210  
Tyler, Texas  
(Tyler JC)




**#39 Tanner Duke**  
RHP • Fr. (1st Year at BU)  
R/R • 6-2 • 150  
Ladera Ranch, Calif.  
(San Juan Hills HS)



**#16 Brett Garcia**  
RHP • Jr. (2nd Year at BU)  
R/R • 6-2 • 215  
La Mirada, Calif.  
(Cypress College)



**#49 Grant Golomb**  
RHP • Jr. (3rd Year at BU)  
R/R • 6-1 • 190  
Southlake, Texas  
(Southlake Carroll HS)




**#22 Blake Helton**  
RHP • Sr. (5th Year at BU)  
R/R • 6-6 • 205  
Austin, Texas  
(Lake Travis HS)




**#41 Jack Johnson**  
INF • R-Fr. (2nd Year at BU)  
R/R • 5-11 • 200  
Thousand Oaks, Calif.  
(Westlake HS)



**#24 Mason Marriott**  
RHP • So. (2nd Year at BU)  
L/R • 6-0 • 195  
Tomball, Texas  
(Tomball HS)




**#27 Jared Matheson**  
RHP • Jr. (1st Year at BU)  
R/R • 6-1 • 165  
Montgomery, Texas  
(McLennan CC)



**#16 Zach Mazoch**  
C • Fr. (1st Year at BU)  
L/R • 6-1 • 205  
Georgetown, Texas  
(Georgetown HS)




**#53 Collin McKinney**  
RHP • Fr. (1st Year at BU)  
R/R • 6-6 • 225  
Nassau Bay, Texas  
(Clear Creek HS)




**#3 JoJo Medellin**  
INF • Fr. (1st Year at BU)  
S/R • 6-1 • 175  
League City, Texas  
(Bay Area Christian HS)



**#29 Adam Muirhead**  
RHP • Jr. (3rd Year at BU)  
R/R • 6-1 • 195  
Rockport, Texas  
(Rockport-Fulton HS)




**#34 Anderson Needham**  
RHP • Jr. (5th Year at BU)  
R/R • 6-5 • 205  
Heath, Texas  
(Rockwall Heath HS)



**#44 Casen Neumann**  
1B • So. (2nd Year at BU)  
L/L • 6-0 • 205  
Tomball, Texas  
(Tomball HS)

# BROADCAST ROSTER




**#26 Hambleton Oliver**  
RHP • Jr. (4th Year at BU)  
L/R • 6-2 • 225  
Corpus Christi, Texas  
(Calallen HS)




**#11 Will Pendergrass**  
INF • Jr. (1st Year at BU)  
R/R • 6-1 • 205  
Missouri City, Texas  
(Cisco CC)




**#18 Andrew Petrowski**  
RHP • Jr. (1st Year at BU)  
R/R • 6-3 • 215  
San Antonio, Texas  
(San Jacinto CC)



**#33 Walker Polk**  
C • Fr. (1st Year at BU)  
R/R • 6-3 • 225  
Coppell, Texas  
(Coppell HS)



**#6 Cole Posey**  
INF/OF • Jr. (1st Year at BU)  
R/R • 5-9 • 190  
Georgetown, Texas  
(New Mexico)




**#15 Will Rigney**  
RHP • Jr. (4th Year at BU)  
R/R • 6-6 • 200  
Woodway, Texas  
(Midway HS)




**#23 Blake Rogers**  
RHP • Fr. (1st Year at BU)  
R/R • 6-5 • 230  
Mountain View, Calif.  
(Saint Francis HS)



**#9 Hunter Simmons**  
OF • Jr. (1st Year at BU)  
R/R • 6-0 • 200  
Mansfield, Texas  
(Howard College)




**#51 Cole Stasio**  
RHP • Jr. (3rd Year at BU)  
R/R • 6-5 • 205  
Davie, Fla.  
(American Heritage HS)



**#0 Austin Stracener**  
INF • So. (1st Year at BU)  
L/R • 6-0 • 175  
New Braunfels, Texas  
(Texas A&M)



**#12 Casey Sunseri**  
INF • Jr. (1st Year at BU)  
R/R • 5-10 • 195  
The Woodlands, Texas  
(Wharton County CC)



**#1 Hunter Teplanszky**  
INF • So. (1st Year at BU)  
S/R • 6-2 • 190  
Flower Mound, Texas  
(TCU)



**#14 Cole Tremain**  
RHP/OF • Jr. (1st Year at BU)  
R/R • 6-0 • 200  
Folsom, Calif.  
(Folsom Lake College)



**#47 Danny Valadez**  
RHP • Fr. (1st Year at BU)  
R/R • 6-3 • 215  
Round Rock, Texas  
(Cedar Ridge HS)



**#25 Mitch Thompson**  
Head Coach  
Fort Hays State, 1988  
1st Season



**#21 Zach Dillon**  
Assistant Coach  
Baylor, 2005  
1st Season



**#10 James Levertton**  
Assistant Coach  
Texas Tech, 2016  
1st Season



**#40 Jim Blair**  
Volunteer Assistant Coach  
Baylor, 2000  
1st Season




**Darin Thomas**  
Director of Operations  
Oklahoma Christian, 1989  
1st Season



**Brian Furlong**  
Director of Player Development  
Iowa, 2007  
1st Season

# RETURNING PLAYERS



4

## KOBE ANDRADE

LHP/OF • L/L • 6-0 • 165 • JR • 2ND YEAR AT BU  
CORPUS CHRISTI, TEXAS (TEXAS A

### CAREER HONORS

- Big 12 Commissioner's Honor Roll - Fall 2021
- Big 12 Newcomer of the Week (April 18, 2022)

**2022 (SOPHOMORE):** Transferred to Baylor prior to the start of the 2022 season ... Played in 26 games with 14 starts, including 13 appearances on the mound and nine starts ... Posted a 3-3 record with 5.88 ERA in 52.0 IP ... Struck out 19 and walked 14 ... Was 1-for-14 at the plate with an RBI and one run scored ... Named Big 12 Co-Newcomer of the Week (4/18) after pitching a complete game against Kansas ... Picked up a career-high four strikeouts, scattered four hits and allowed just two runs with zero walks against the Jayhawks ... Recorded 10 first-pitch outs and threw just 88 total pitches in the economical effort ... Made his other quality start vs. ETSU (4/2), going 6.0 IP with just three earned runs ... Earned his first-career win against HBU (2/22) with two scoreless innings of work ... Collected his first-career hit vs. Duke (2/25) ... Worked four innings of scoreless relief vs. TCU (3/19) and struck out three ... Did not allow a run in five innings at Oklahoma (3/26) and allowed just two hits in his first conference start ... Tied his career best with four strikeouts vs. Texas Tech (4/30).

**2021 (Texas A&M):** Appeared out of the bullpen in seven games for Texas A&M as a freshman in 2021 ... Posted an 0-0 record with a 6.75 ERA across 4.0 innings pitched ... Notched three strikeouts in limited action ... Worked a scoreless frame against Xavier, yielding one lone hit while fanning one ... Stranded two in scoring position against Georgia after entering in the series finale.

**HIGH SCHOOL:** Three-year letterwinner at Veterans Memorial High School in Corpus Christi, Texas ... Mustered a .533 batting average with 18 RBI and eight stolen bases in COVID-shortened senior season ... Named a 2020 and 2019 CC Hooks Preseason All-Star ... As a junior, hit .319 with 30 runs and 22 RBI, leading his team to the area round of state tournament ... Hit a walkoff single to seal 2019 district title ... Earned Corpus Christi Caller Times 2019 All-South Texas First Team honors as an outfielder ... Named to All-District Second Team as an outfielder ... In 2018, led team to state semifinals ... Played summer ball for Banditos Scout Team ... Was a WWBA Champion in 2017, 2019 and 2020 ... Named a 2019 Preseason All-American and 2019 WWBA MVP ... Named to 17U Perfect Game All-American list ... Named to Perfect Game All-Tournament Team in 2018 and 2019.

**PERSONAL:** Son of Jess and Kim Andrade ... Majoring in kinesiology ... Named after Kobe Bryant.


### ANDRADE'S CAREER HITTING STATISTICS

YEAR	GP/GS	AVG	R	H	2B	3B	HR	RBI	BB	HBP	SO	SB/ATT
2021*	0/0	.000	0	0	0	0	0	0	0	0	0	0-0
2022	26/14	.071	1	1	0	0	0	1	4	1	9	0-0
<b>CAREER</b>	<b>26/14</b>	<b>.071</b>	<b>1</b>	<b>1</b>	<b>0</b>	<b>0</b>	<b>0</b>	<b>1</b>	<b>4</b>	<b>1</b>	<b>9</b>	<b>0-0</b>

### ANDRADE'S CAREER PITCHING STATISTICS

YEAR	GP/GS	ERA	W-L	CG	SHO	SV	IP	H	R	ER	BB	SO	AVG	WP	HBP
2021*	7/0	6.75	0-0	0	0-0	0	4.0	4	3	3	1	3	.250	1	1
2022	13/9	5.88	3-3	1	0-1	0	52.0	52	35	34	14	19	.269	1	10
<b>CAREER</b>	<b>20/9</b>	<b>5.95</b>	<b>3-3</b>	<b>1</b>	<b>0-1</b>	<b>0</b>	<b>56.0</b>	<b>56</b>	<b>38</b>	<b>37</b>	<b>15</b>	<b>22</b>	<b>.268</b>	<b>2</b>	<b>11</b>

\*at Texas A&M



20

## CAM CALEY

LHP/OF • L/L • 6-1 • 175 • JR • 3RD YEAR AT BU  
THE WOODLANDS, TEXAS (THE WOODLANDS HS)

### CAREER HONORS

- 2022 All-Big 12 Honorable Mention (UT)

**2022 (SOPHOMORE):** All-Big 12 Honorable Mention (UT) ... Played in 36 games and made 20 appearances on the mound, including three starts ... Posted a 4-0 record on the bump with a 6.68 ERA, striking out 23 batters in 32.1 innings ... Tied for team lead with four wins ... Tallied nine scoreless outings out of the bullpen ... Collected his first win of the year on March 27 at Oklahoma ... Got the win against Lamar on April 18 after throwing two scoreless frames ... Took a no-hitter into the sixth inning of his May 3 start against Tarleton; tied his career high with five strikeouts ... Held SFA scoreless across five innings of work in his next start on May 17 ... Hit .302 with six RBIs ... Four of his 13 hits were doubles ... Also recorded three multi-hit and two multi-RBI games.

**2021 (FRESHMAN):** Two-way player who made 13 appearances and eight starts on the mound ... Made two starts in left field ... Compiled a 4.79 ERA and 2-2 record in 35.2 innings pitched ... Struck out 27, while walking 18 and holding opponents to .222 batting ... Had a four-game scoreless outing streak (4/6-4/27) ... At the plate, hit .250 (2-for-8) with a home run, four runs scored and four RBI ... Started and threw five scoreless innings while striking out four at Sam Houston (4/13) ... Earned his first career win after hurling three scoreless innings vs. Prairie View A&M (4/27) ... Had a career-long outing vs. K-State (5/8) with 5.2 innings pitched, while allowing one run and striking out a career-high five ... Earned the win in relief at Oklahoma State (5/16) after throwing 2.1 innings ... Started and threw five innings against OU (5/20).

**HIGH SCHOOL:** Played baseball at The Woodlands HS ... Was named to the 6A All-Tournament Team as a sophomore ... As a junior in 2019, earned All-District First Team honors as a pitcher ... Also received All-County First Team honors as a pitcher ... Played club ball for Marucci Elite Texas, Banditos ... PG Preseason Underclass All-American, PG All-Tournament Team 2019 WWBA 17u National Championship ... PG All-Tournament Team 2019 WWBA South Qualifier ... Member of the Dodgers Scout Team ... PBR Texas top 50 state rank.

**PERSONAL:** Son of Aren and Lisa Caley ... Has three siblings, Harrison, Alex and Melissa ... Twin brother Harrison also plays baseball at Baylor ... Majoring in HKLS.


### C. CALEY'S CAREER HITTING STATISTICS

YEAR	GP/GS	AVG	R	H	2B	3B	HR	RBI	BB	HBP	SO	SB/ATT
2021	18/10	.250	4	2	0	0	1	4	2	0	1	0-0
2022	36/17	.302	3	13	4	0	0	6	4	1	6	0-1
<b>CAREER</b>	<b>54/27</b>	<b>.294</b>	<b>7</b>	<b>15</b>	<b>4</b>	<b>0</b>	<b>1</b>	<b>10</b>	<b>6</b>	<b>1</b>	<b>7</b>	<b>0-1</b>

### C. CALEY'S CAREER PITCHING STATISTICS

YEAR	GP/GS	ERA	W-L	CG	SHO	SV	IP	H	R	ER	BB	SO	AVG	WP	HBP
2021	13/8	4.79	2-2	0	0-1	0	35.2	30	19	19	18	27	.222	4	10
2022	20/3	6.68	4-0	0	0-2	0	32.1	38	24	24	18	23	.302	2	4
<b>CAREER</b>	<b>33/11</b>	<b>5.69</b>	<b>6-2</b>	<b>0</b>	<b>0-3</b>	<b>0</b>	<b>68.0</b>	<b>68</b>	<b>43</b>	<b>43</b>	<b>36</b>	<b>50</b>	<b>.261</b>	<b>6</b>	<b>14</b>

## RETURNING PLAYERS



8

### HARRISON CALEY

C • R/R • 6-1 • 180 • JR • 2ND YEAR AT BU  
THE WOODLANDS, TEXAS (ABILENE CHRISTIAN)

**2022 (SOPHOMORE):** Transferred to Baylor prior to 2022 sophomore campaign ... Made 42 starts behind the plate ... Hit .276 with 14 RBIs and scored 18 runs ... Walked 20 times ... Recorded eight multi-hit games ... Had a career-high three hits twice (at Sam Houston; vs. Kansas) ... Notched multi-RBI games three times ... Caught 13 of 44 would-be basestealers ... Made his Baylor debut on Opening Day vs. Maryland (2/18) and went 1-for-3 at the plate.

**2021 (Abilene Christian):** Appeared in 17 games as a freshman for Abilene Christian ... Hit .235 with 12 hits, one triple and six RBI ... Threw out five of 11 potential basestealers behind the plate.

**HIGH SCHOOL:** Attended The Woodlands High School ... Played club ball for the Brazos Valley Bombers.

**PERSONAL:** Son of Aren and Lisa Caley ... Has three siblings, Cam, Alex and Melissa ... Twin brother, Cam, also plays baseball at Baylor ... Majoring in health, kinesiology and leisure studies.

#### H. CALEY'S CAREER STATISTICS

YEAR	GP/GS	AVG	R	H	2B	3B	HR	RBI	BB	HBP	SO	SB/ATT
2021*	24/17	.235	7	12	0	1	0	6	13	0	19	0-1
2022	42/42	.276	18	37	3	0	0	14	20	2	31	0-1
<b>CAREER</b>	<b>66/66</b>	<b>.265</b>	<b>25</b>	<b>49</b>	<b>3</b>	<b>1</b>	<b>0</b>	<b>20</b>	<b>33</b>	<b>2</b>	<b>50</b>	<b>0-2</b>

\*at ACU



19

### CORTLAN CASTLE

C • R/R • 5-11 • 185 • SO • 2ND YEAR AT BU  
WOODWAY, TEXAS (MIDWAY HS)

#### CAREER HONORS

- Big 12 Commissioner's Honor Roll - Fall 2021, Spring 2022

**2022 (FRESHMAN):** Played in 16 games and made 12 starts behind the plate in freshman campaign ... Hit .262 with three extra-base hits and drove in six runs ... Scored eight runs ... Recorded three multi-hit and two multi-RBI games ... Caught two runners stealing ... Made his collegiate debut vs. Maryland (2/19) and went 2-for-4 at the plate with two RBIs ... Picked off two runners vs. the Terps (2/19) in first-career action.

**HIGH SCHOOL:** Four-year letterwinner at Midway High School ... Hit .348 in 2021 senior campaign with 28 RBI and 16 walks ... Caught 13 of 16 would-be basestealers ... Hit .314 with five doubles, one home run and 10 RBI in the shortened 2020 season ... Unanimously named the District MVP ... Named Super Centex Player of the Year ... 2020 Perfect Game Preseason Underclass All-American ... 2020 WWBA All-Tournament Team ... 2018 District Champions with Midway ... Played club ball for Dallas Patriots ... Member of National Honor Society.


**PERSONAL:** Son of Chad and Kesleigh Castle ... Has three siblings, Kate, Caroline and Clayton ... Intends to major in marketing and finance.

#### CASTLE'S CAREER STATISTICS

YEAR	GP/GS	AVG	R	H	2B	3B	HR	RBI	BB	HBP	SO	SB/ATT
2022	16/12	.262	8	11	2	1	0	6	3	3	6	0-0
<b>CAREER</b>	<b>16/12</b>	<b>.262</b>	<b>8</b>	<b>11</b>	<b>2</b>	<b>1</b>	<b>0</b>	<b>6</b>	<b>3</b>	<b>3</b>	<b>6</b>	<b>0-0</b>



# RETURNING PLAYERS



**35**

**BRETT GARCIA**

RHP • R/R • 6-2 • 215 • JR • 2ND YEAR AT BU  
LA MIRADA, CALIF. (CYPRESS COLLEGE)

**CAREER HONORS**

- Big 12 Commissioner's Honor Roll - Fall 2021, Spring 2022

**2022 (FOURTH-YEAR SOPHOMORE):** Transferred to Baylor ahead of 2022 season, his fourth year of college baseball ... Made 14 appearances on the mound, including two starts ... Posted a 1-0 record with a 4.87 ERA ... Struck out 13 batters and walked 12 in 20.1 innings of work ... Worked eight scoreless outings ... Struck out a season-high four batters at Abilene Christian (3/9) ... Made starts vs. UT Arlington (3/29) and Kansas (4/16) ... Went a season-long 3.2 innings at DBU (4/5).

**2021 (Cypress College):** Made seven appearances, including six starts, on the mound at Cypress College ... Compiled a 4.41 ERA with 39 strikeouts across 32.2 innings ... Began his career at UC Irvine, pitching in two games in 2020 after utilizing redshirt season in 2019.

**2019-2020 (UC Irvine):** Made two appearances in relief in 2020 season at San Diego (1 IP, H, ER, 0 BB, K) and at Washington (0.1 IP, K) ... Earned Big West All-Academic honors in Spring 2020 ... Utilized redshirt season in 2019.

**HIGH SCHOOL:** Attended Valley Christian High School in Cerritos, Calif. ... Named first-team All-League in each of his four seasons of high school baseball ... Collected 23 wins and sported a 2.01 ERA over his four years as a Crusader ... Struck out 80 in 53.2 innings pitched with 1.83 ERA as a senior ... In junior campaign, struck out 92 in 72 innings with a 9-1 record ... Also hit .453 over his career with nine home runs and over 100 RBIs ... Also played defensive line, punter, wide receiver and running back on the football team ... Also played center on the basketball team ... Played three seasons of club ball for SoCal Birds ... Member of National Honor Society.

**PERSONAL:** Son of Michael and Laura Garcia ... Has two sisters, Madison and Hailey ... Majoring in political science and holds a minor in forensic science.

**GARCIA'S CAREER STATISTICS**

YEAR	GP/GS	ERA	W-L	CG	SHO	SV	IP	H	R	ER	BB	SO	AVG	WP	HBP
2019*															
DID NOT PLAY															
2020*	2/0	6.75	0-0	0	0-0	0	1.1	1	1	1	0	2	.200	0	0
CYPRESS COLLEGE															
2022	14/2	4.87	1-0	0	0-1	0	20.1	17	12	11	12	13	.230	1	1
<b>CAREER</b>	<b>16/2</b>	<b>4.98</b>	<b>1-0</b>	<b>0</b>	<b>0-1</b>	<b>0</b>	<b>21.2</b>	<b>18</b>	<b>13</b>	<b>12</b>	<b>12</b>	<b>15</b>	<b>.228</b>	<b>1</b>	<b>1</b>

\*at UC Irvine



**49**

**GRANT GOLOMB**

RHP • R/R • 6-1 • 190 • JR • 3RD YEAR AT BU  
SOUTHLAKE, TEXAS (SOUTHLAKE CARROLL HS)

**CAREER HONORS**

- Big 12 Commissioner's Honor Roll - Fall 2021, Spring 2022
- 2021 Academic All-Big 12 Rookie Team

**2022 (SOPHOMORE):** Made 12 appearances on the mound, including one start ... Posted a 4.76 ERA with 25 strikeouts and eight walks in 22.2 IP ... Five of his 11 relief outings were scoreless ... Made first-career start against Oklahoma State (5/20) and went a career-high 4.2 innings ... Tied his personal best with five strikeouts against the Cowboys (5/20) ... Previously struck out five against Tarleton (5/3) in three innings of scoreless relief ... Had five multi-strikeout appearances ... Struck out 17 across 13.1 innings in four-appearance span from April 29 to May 20.

**2021 (FRESHMAN):** Academic All-Big 12 Rookie Team ... Made three appearances on the mound ... Had a 4.50 ERA ... Made his BU debut at UTRGV (2/22) and threw two scoreless innings ... Threw two perfect innings vs. Texas A&M (2/26).

**HIGH SCHOOL:** Four-year letterwinner at Southlake Carroll High School ... 2020 Two-Way North Texas Award ... Two-time State Champion at Southlake Carroll ... 2019 First Baseman Second-Team All-District and All-State Tournament team ... 2019 and 2018 Perfect Game Preseason All-American High Honorable Mention ... 2018 Junior National Showcase Top Prospect team ... Member of the 2018 Perfect Game Underclass All-American games ... Six-time First-Team All-Tournament Perfect Game while playing for the Dallas Patriots ... Was a member of the National Honor Society, FCA, S.A.S.O and church youth group ... Also volunteered for the North Texas Humane Society, the Dallas Texas Food Bank and Miracle League.

**PERSONAL:** Son of Gregory and Melissa Golomb ... Has two brothers, Ryan and Matt ... Dad played baseball at Texas ... Majoring in pre-business.

**GOLOMB'S CAREER STATISTICS**

YEAR	GP/GS	ERA	W-L	CG	SHO	SV	IP	H	R	ER	BB	SO	AVG	WP	HBP
2021	3/0	4.50	0-0	0	0-0	0	4.0	3	2	2	2	2	.214	1	1
2022	12/1	4.76	0-1	0	0-1	0	22.2	27	15	12	8	25	.303	2	0
<b>CAREER</b>	<b>15/1</b>	<b>4.72</b>	<b>0-1</b>	<b>0</b>	<b>0-1</b>	<b>0</b>	<b>26.2</b>	<b>30</b>	<b>17</b>	<b>14</b>	<b>10</b>	<b>27</b>	<b>.291</b>	<b>3</b>	<b>1</b>

## RETURNING PLAYERS



# 22

## BLAKE HELTON

RHP • R/R • 6-6 • 205 • SR. • 5TH YEAR AT BU  
AUSTIN, TEXAS (LAKE TRAVIS HS)

### CAREER HONORS

- Big 12 Commissioner's Honor Roll - Fall 2021, Spring 2022
- 2021 Academic All-Big 12 Second Team
- 2020 Academic All-Big 12 First Team

**2022 (JUNIOR):** Made six appearances with five starts after battling injuries ... Posted 0-1 record with a 2.61 ERA in 20.2 innings ... Struck out 16 batters and walked 12 ... Allowed one run in two innings in first start back from injury vs. Texas Tech (5/1) ... Went seven strong innings allowing just one run with four strikeouts at K-State (5/15) ... Didn't allow a run in scheduled short start vs. Oklahoma State (5/21) ... Struck out a career-high seven vs. TCU in Big 12 Championship opener across 6.1 IP (5/25).

**2021 (THIRD-YEAR SOPHOMORE):** Academic All-Big 12 Second Team ... Led the team with 13 starts on the mound ... Totaled a 3.44 ERA (third-best on the team) ... Compiled a 4-3 record in 52.1 innings pitched ... Struck out 40, while walking 21 ... Threw six innings, allowed two runs with six strikeouts vs. Memphis (3/5) ... Threw a seven-inning complete-game shutout against NC A&T (4/2) ... Hurlled five scoreless innings, while only allowing three hits in the win at Texas Tech (4/25) ... Threw another five scoreless frames vs. K-State (5/9).

**2020 (SOPHOMORE):** Made two appearances on the year, tossing 3.0 innings, allowing eight runs (seven earned) on five hits with one walk and no Ks ... Made his season debut in the opener vs. Nebraska (2/14), allowing three runs on three hits in 1.0 inning of work ... Tossed a season-high 2.0 innings vs. Texas State (3/3), allowing five runs (four earned) on five hits and one walk.

**2019 (FRESHMAN):** Made 13 appearances including three starts ... 2-2 record with 4.75 ERA ... Made collegiate debut with scoreless inning of relief vs. Cornell (2/22) ... Tallied first-career strikeout vs. Nebraska (3/8) ... Recorded season-high four strikeouts at OSU (5/16) ... Has worked six scoreless outings.

**HIGH SCHOOL:** Four-year varsity letterwinner at Lake Travis High School ... First-Team All-District ... First-Team All-Academic ... 1.17 ERA in three appearances in 2018.

**PERSONAL:** Son of Scott and Courtney Helton ... Has one younger brother, Cole ... Majoring in management information systems.



# 41

## JACK JOHNSON

INF • R/R • 5-11 • 200 • R-FR • 2ND YEAR AT BU  
THOUSAND OAKS, CALIF. (WESTLAKE HS)

### CAREER HONORS

- Big 12 Commissioner's Honor Roll - Fall 2021, Spring 2022

**2022 (FRESHMAN):** Did not play due to injury.

**HIGH SCHOOL:** Four-year letterwinner at Westlake High School in Westlake Village, Calif. ... Named to All-Marmonte League First Team ... Earned a spot on the All-Area First Team ... Voted MVP in his senior season ... Received Scholar Athlete award in each of his four years ... Hit .370 with 30 hits, five home runs, 22 RBI and three stolen bases ... Also played club ball for GBG Marucci Navy 2021.

**PERSONAL:** Son of Kevin and Angela Johnson ... Has younger twin brothers, Nate and Nolan ... Father, Kevin, played minor league baseball in the Montreal Expos organization ... Plans to major in business.


### JOHNSON'S CAREER STATISTICS

YEAR	GP/GS	AVG	R	H	2B	3B	HR	RBI	BB	HBP	SO	SB/ATT
2022	DID NOT PLAY											
CAREER	0/0	.000	0	0	0	0	0	0	0	0	0	0-0

### HELTON'S CAREER STATISTICS

YEAR	GP/GS	ERA	W-L	CG	SHO	SV	IP	H	R	ER	BB	SO	AVG	WP	HBP
2019	13/3	4.75	2-2	0	0-0	0	30.1	34	22	16	10	13	.291	2	2
2020	2/0	21.00	0-0	0	0-0	0	3.0	8	8	7	1	0	.444	1	1
2021	13/13	3.44	4-3	1	1-1	0	52.1	62	30	20	21	40	.295	5	6
2022	6/5	2.61	0-1	0	0-0	0	20.2	22	9	6	12	16	.286	0	1
CAREER	34/21	4.15	6-6	1	1-1	0	106.1	126	69	49	44	69	.299	8	10

# RETURNING PLAYERS



24

**MASON MARRIOTT**

RHP • L/R • 6-0 • 195 • SO • 2ND YEAR AT BU  
TOMBALL, TEXAS (TOMBALL HS)

**CAREER HONORS**

- Big 12 Commissioner’s Honor Roll - Fall 2021, Spring 2022

**2022 (FRESHMAN):** Made 18 appearances on the season, including one start ... Posted a 2-3 record and led team with five saves ... Recorded a 5.96 ERA and struck out 22 in 25.2 IP ... Collected six multi-strikeout outings, including a career-high four at K-State (5/14) ... Tallied eight scoreless outings ... Collected saves vs. UCLA (3/4), vs. LSU (3/6), at Abilene Christian (3/9), vs. Columbia (3/12) and vs. ETSU (4/3) ... Made only start of the season vs. UTSA (3/22) ... Made his collegiate debut vs. Maryland (2/19).

**HIGH SCHOOL:** Three-year letterwinner at Tomball High School ... Ranked as the No. 61 player in the 2021 signing class, according to Perfect Game ... Hit .345 with 40 hits and three home runs ... Posted a 1.10 ERA in 70.1 innings pitched with 109 strikeouts and just 32 walks ... Tallied a 13-2 record on the mound ... 2021 District MVP ... Named to 2021 All-State, All-District and All-Houston Teams ... 2019 District Newcomer of the Year.

**PERSONAL:** Son of Mike and Misty Marriott ... Has three sisters, Jaycee, Mikayla and Makenzie ... Father, Mike, played pro ball for the Marlins ... Intends to major in health, kinesiology and leisure studies.

**MARRIOTT'S CAREER STATISTICS**

YEAR	GP/GS	ERA	W-L	CG	SHO	SV	IP	H	R	ER	BB	SO	AVG	WP	HBP
2022	18/1	5.96	2-3	0	0-1	5	25.2	23	18	17	26	22	.240	9	3
<b>CAREER</b>	<b>18/1</b>	<b>5.96</b>	<b>2-3</b>	<b>0</b>	<b>0-1</b>	<b>5</b>	<b>25.2</b>	<b>23</b>	<b>18</b>	<b>17</b>	<b>26</b>	<b>22</b>	<b>.240</b>	<b>9</b>	<b>3</b>



29

**ADAM MUIRHEAD**

RHP • R/R • 6-1 • 195 • JR • 3RD YEAR AT BU  
ROCKPORT, TEXAS (ROCKPORT-FULTON HS)

**CAREER HONORS**

- Big 12 Commissioner’s Honor Roll - Fall 2021
- 2021 Academic All-Big 12 Rookie Team
- 2022 Academic All-Big 12 First Team

**2022 (SOPHOMORE):** Academic All-Big 12 First Team member ... Made 18 appearances, including one start ... Went 1-0 with a 5.70 ERA in 23.2 innings of work ... Struck out 16 and walked 16 ... Made first-career start at Abilene Christian (3/9) ... Worked 11 scoreless outings, including five of his last six and eight of his last 10 appearances ... Collected multiple strikeouts in three outings ... Picked up first-career win vs. Oklahoma State (5/19) ... Pitched a career-most 2.2 innings at Texas (4/24) ... Struck out a personal-best three batters vs. UT Arlington (3/29).

**2021 (FRESHMAN):** Academic All-Big 12 Rookie Team ... Made three appearances on the mound ... Sported a 2.45 ERA in 3.2 innings pitched ... Held opponents to a .154 batting average ... Made his BU debut by throwing a scoreless inning against Prairie View A&M (4/27).

**HIGH SCHOOL:** Four-year letterwinner at Rockport-Fulton High School ... 2019 Hooks Preseason All-Star ... 2019 WWBA World Championship All-Tournament Team ... First-Team All-District pitcher during junior season ... Two-time Second-Team All-District pitcher during freshman and sophomore seasons ... Graduated 11th in his class.

**PERSONAL:** Son of Blake and Nancy Muirhead ... Has one younger brother, Luke ... Majoring in finance.

**MUIRHEAD'S CAREER STATISTICS**

YEAR	GP/GS	ERA	W-L	CG	SHO	SV	IP	H	R	ER	BB	SO	AVG	WP	HBP
2021	3/0	2.45	0-0	0	0-1	0	3.2	2	1	1	4	3	.154	1	1
2022	18/1	5.70	1-0	0	0-0	0	23.2	22	16	15	16	16	.250	4	5
<b>CAREER</b>	<b>21/1</b>	<b>5.27</b>	<b>1-0</b>	<b>0</b>	<b>0-1</b>	<b>0</b>	<b>27.1</b>	<b>24</b>	<b>17</b>	<b>16</b>	<b>20</b>	<b>19</b>	<b>.238</b>	<b>5</b>	<b>6</b>

PLAYERS

## RETURNING PLAYERS



# 34

## ANDERSON NEEDHAM

RHP • R/R • 6-5 • 205 • JR • 5TH YEAR AT BU  
HEATH, TEXAS (ROCKWALL HEATH HS)

### CAREER HONORS

- Big 12 Commissioner's Honor Roll - Fall 2021, Spring 2022
- 2020 Academic All-Big 12 First Team

**2022 (REDSHIRT SOPHOMORE):** Made eight appearances on the mound, including one start ... Posted an 8.59 ERA across 7.1 innings of work ... Struck out nine and walked nine ... Made only start of the season vs. Sam Houston (4/19) ... Worked four scoreless outings ... Struck out a season-high four vs. Oklahoma State (5/21).

**2021 (THIRD-YEAR SOPHOMORE):** Did not play after undergoing elbow surgery before the season.

**2020 (SOPHOMORE):** 2020 Academic All-Big 12 First Team ... Saw action in two games, both in relief ... compiled 3.2 innings of work in the shortened season.

**2019 (FRESHMAN):** Made six appearances on the mound including three starts ... Owned a 1-0 record with 7.07 ERA ... Struck out 18 batters in 14 innings of work ... Made collegiate debut and first-career start vs. Holy Cross (2/17) ... Earned first-career win vs. Cornell (2/24) ... Notched season-high six strikeouts in both of the two previous appearances.

**HIGH SCHOOL:** Pitched at Rockwall Heath High School in Heath, Texas in 2018 ... Earned District Newcomer of the Year honors ... Tallied 90 strikeouts in 2018 ... Pitched and played outfield for three seasons at Midland Christian School in Midland, Texas ... Helped team to 2016 state runner-up finish ... Named first-team all-district pitcher in 2016 ... Named 2016 academic all-state ... Also played football at RHHS ... Named first-team all-district punter in 2016 ... Finished 2016 football season with 701 rushing yards, 619 passing yards, 443 receiving yards and 995 punting yards.

**PERSONAL:** Son of David and Kindra Needham ... Has two older sisters, Abigail and Anna Lee ... National Honor Society member ... majoring in management information systems.

### NEEDHAM'S CAREER STATISTICS

YEAR	GP/GS	ERA	W-L	CG	SHO	SV	IP	H	R	ER	BB	SO	AVG	WP	HBP
2019	6/3	7.07	1-0	0	0	0	14.0	11	11	11	20	18	.234	6	0
2020	2/0	14.73	0-1	0	0	0	3.2	2	6	6	6	1	.143	2	1
2021	DID NOT PLAY														
2020	8/1	8.59	0-0	0	0	0	7.1	11	8	7	9	9	.379	2	1
<b>CAREER</b>	<b>16/4</b>	<b>8.64</b>	<b>1-1</b>	<b>0</b>	<b>0</b>	<b>0</b>	<b>25.0</b>	<b>24</b>	<b>25</b>	<b>24</b>	<b>35</b>	<b>28</b>	<b>.267</b>	<b>10</b>	<b>2</b>



# 44

## CASEN NEUMANN

1B • L/L • 6-0 • 205 • SO • 2ND YEAR AT BU  
TOMBALL, TEXAS (TOMBALL HS)

### CAREER HONORS

- Big 12 Commissioner's Honor Roll - Fall 2021

**2022 (FRESHMAN):** Appeared in 33 games with 21 starts as the designated hitter ... Hit .292 in freshman campaign with two home runs and 15 RBIs ... Scored 13 runs ... Hit four doubles ... Became the fastest Baylor freshman in the last 20 seasons to hit his first-career home run, blasting a three-run shot in just his second-career at-bat on March 9 at ACU ... Also homered vs. UT Arlington (3/29) ... Recorded three multi-hit and three multi-RBI games ... Made his collegiate debut as a pinch hitter at Rice (3/2).

**HIGH SCHOOL:** Four-year letterwinner at Tomball High School ... Named to All-District Second Team in 2019 ... 2020 Preseason Underclass All-American Texas All-Region Second Team member ... 2020 Area Code Upperclass All-Tournament Team selection ... Perfect Game WWBA 18U South World Series Champion ... Perfect Game WWBA 17U South World Series Champion ... Perfect Game WWBA 16U South World Series Champion ... Played club ball for Banditos Scout Team.

**PERSONAL:** Son of Shane and TJ Neumann ... Has one younger sister, Karli ... Intends to major in health, kinesiology and leisure studies.

### NEUMANN'S CAREER STATISTICS

YEAR	GP/GS	AVG	R	H	2B	3B	HR	RBI	BB	HBP	SO	SB/ATT
2022	33/21	.292	13	21	4	0	2	15	11	4	12	0-0
<b>CAREER</b>	<b>33/21</b>	<b>.292</b>	<b>13</b>	<b>21</b>	<b>4</b>	<b>0</b>	<b>2</b>	<b>15</b>	<b>11</b>	<b>4</b>	<b>12</b>	<b>0-0</b>

# RETURNING PLAYERS



26

**HAMBLETON OLIVER**

RHP • L/R • 6-2 • 225 • JR • 4TH YEAR AT BU  
CORPUS CHRISTI, TEXAS (CALLEN HS)

**CAREER HONORS**

- 2022 Academic All-Big 12 Second Team
- 2021 Academic All-Big 12 First Team
- 2020 Academic All-Big 12 Rookie Team

**2022 (SOPHOMORE):** Academic All-Big 12 Second Team member ... Made 22 appearances out of the bullpen, the second-most on the team ... Went 1-1 on the season and recorded one save ... Posted a 6.26 ERA in 23 innings of work, striking out 19 batters ... Worked 12 scoreless outings ... Got the win at Abilene Christian (3/9) ... Struck out a season-high five at Texas (4/22) ... Struck out three at K-State (5/14).

**2021 (SECOND-YEAR FRESHMAN):** Academic All-Big 12 First Team ... Made 21 appearances on the mound, including three starts ... compiled a 2-0 record with a 3.77 ERA ... Threw 28.2 innings, struck out 22 while walking 11 ... Earned the first win of the season at UTRGV (2/21) after hurling 1.1 scoreless innings ... Started and got the win vs. Sam Houston (3/2) after throwing two scoreless innings ... Threw a season-long 2.2 scoreless frames vs. Texas (3/19) ... Compiled a five-game scoreless outing streak (4/18-5/14).


**2020 (FRESHMAN):** Made six appearances including two starts in his shortened freshman campaign ... Compiled a 1-0 record with an impressive 1.86 ERA ... Only allowed two runs in 9.2 innings of work while striking out eight ... 2020 Academic All-Big 12 Rookie Team.

**HIGH SCHOOL:** Four-year letterwinner at Calallen High School for coach Steve Chapman ... Named District 29-5A MVP ... Two-time South Texas Pitcher of the Year ... Three-time District Champion ... Elite All-State RHP ... Held a 0.90 ERA with 104 strikeouts senior year and 84 innings pitched ... Collected 42 RBI and held a .432 batting average senior year ... Member of National Honor Society ... 2016 Freshman Academic Athlete of the Year.

**PERSONAL:** Son of Don and Yvonne Oliver ... Has one younger sister, Abigail ... Plans to pursue a playing career in Major League Baseball ... Father, Don, played minor league baseball ... Majoring in supply chain management.

**OLIVER'S CAREER STATISTICS**

YEAR	GP/GS	ERA	W-L	CG	SHO	SV	IP	H	R	ER	BB	SO	AVG	WP	HBP
2020	6/2	1.86	1-0	0	0-0	0	9.2	8	2	2	1	8	.235	2	0
2021	21/3	3.77	2-0	0	0-3	0	28.2	26	18	12	11	22	.241	4	4
2022	22/0	6.26	1-1	0	0-0	1	23.0	29	16	16	16	19	.296	2	1
<b>CAREER</b>	<b>49/5</b>	<b>4.40</b>	<b>4-1</b>	<b>0</b>	<b>0-3</b>	<b>1</b>	<b>61.1</b>	<b>63</b>	<b>36</b>	<b>30</b>	<b>28</b>	<b>49</b>	<b>.263</b>	<b>8</b>	<b>5</b>



15

**WILL RIGNEY**

RHP • R/R • 6-6 • 200 • JR • 4TH YEAR AT BU  
WOODWAY, TEXAS (MIDWAY HS)

**CAREER HONORS**

- Big 12 Commissioner's Honor Roll - Fall 2021
- 2020 Academic All-Big 12 Rookie Team
- 2022 Academic All-Big 12 First Team

**2022 (SOPHOMORE):** Academic All-Big 12 First Team member ... Made eight starts and appeared once out of the bullpen before suffering season-ending injury ... Posted a 2-2 record with 4.54 ERA across 37.2 IP ... Struck out 42 and walked just 14 on the year ... Made his first appearance in nearly a full year vs. Maryland (2/20) and threw two innings, allowing one run on one hit and striking out four ... Went four innings and struck out six in first start of the season vs. Duke (2/27) ... Collected first win of the year vs. TCU (3/20) after throwing 5.1 scoreless innings with five K's ... Beat ETSU (4/3) by going six innings with two earned runs and career-high eight strikeouts ... Matched his career-best with six innings pitched against Kansas (4/14).

**2021 (SECOND-YEAR FRESHMAN):** Made two appearances on the mound before suffering a season-ending injury ... Threw three innings on the year and did not allow a run.

**2020 (FRESHMAN):** Picked up a win in his lone start and appearance of the season against UT Rio Grande Valley (2/26) ... Threw three scoreless innings while allowing one hit and striking out two ... 2020 Academic All-Big 12 Rookie Team.

**HIGH SCHOOL:** Three-year letterwinner at Midway High School for coach Eddie Cornblum ... Named an Under Armour and Perfect Game All-American ... Member of the All-District and All-State teams ... Held a 0.74 ERA, compiled 174 strikeouts and posted a 15-2 record.


**PERSONAL:** Son of Charlie and Liz Rigney ... Has one younger sister, Reagan ... Father, Charlie, was a Baylor letterwinner as a catcher from 1989-1991 ... Plans to pursue a playing career in Major League Baseball ... Majoring in risk management, insurance and entrepreneurship.

**RIGNEY'S CAREER STATISTICS**

YEAR	GP/GS	ERA	W-L	CG	SHO	SV	IP	H	R	ER	BB	SO	AVG	WP	HBP
2020	1/1	0.00	1-0	0	0-0	0	3.0	1	0	0	0	2	.111	0	1
2021	2/0	0.00	0-0	0	0-0	0	3.0	0	0	0	1	2	.000	0	0
2022	9/8	4.54	2-2	0	0-0	0	37.2	31	21	19	14	42	.221	3	2
<b>CAREER</b>	<b>12/9</b>	<b>3.92</b>	<b>3-2</b>	<b>0</b>	<b>0-0</b>	<b>0</b>	<b>43.2</b>	<b>32</b>	<b>21</b>	<b>19</b>	<b>15</b>	<b>46</b>	<b>.203</b>	<b>3</b>	<b>3</b>

PLAYERS

## RETURNING PLAYERS



# 51

## COLE STASIO

RHP • R/R • 6-5 • 205 • JR • 3RD YEAR AT BU  
DAVIE, FLA. (AMERICAN HERITAGE HS)

### CAREER HONORS

- Big 12 Commissioner's Honor Roll - Spring 2022
- 2021 Academic All-Big 12 Rookie Team
- 2022 Academic All-Big 12 First Team

**2022 (SOPHOMORE):** Academic All-Big 12 First Team member ... Made 16 appearances out of the bullpen ... Posted a 6.75 ERA with 12 strikeouts and nine walks in 17.1 IP ... Pitched a season-high two innings at Texas State (4/12) and vs. Lamar (4/18) ... Recorded a career-high three strikeouts against the Bobcats (4/12) ... Made 11 of his 16 appearances without allowing an earned run ... Made six appearances of at least 0.2 IP without allowing a hit.

**2021 (FRESHMAN):** Academic All-Big 12 Rookie Team ... made one appearance on the season ... made his BU debut vs. Texas A&M (2/26).


**HIGH SCHOOL:** Three-year letterwinner at American Heritage High School, which ranked as high as first overall in the nation in 2019 ... Member of the USA Baseball NHSI ... Tournament team in 2018 and 2020 ... Named to Perfect Game All-Tournament Team ... Perfect Game Preseason Underclass All-American ... Graduated with honors and a 4.3 GPA.

**PERSONAL:** Son of Christopher and Trisha Stasio ... Has a brother, Max, and a sister, Carly ... Father, Chris, played for the Boston Red Sox and San Francisco Giants organizations ... Majoring in business.

### STASIO'S CAREER STATISTICS

YEAR	GP/GS	ERA	W-L	CG	SHO	SV	IP	H	R	ER	BB	SO	AVG	WP	HBP
2021	1/0	9.00	0-0	0	0-0	0	1.0	1	1	1	3	2	.333	0	0
2022	16/0	6.75	0-0	0	0-2	0	17.1	18	16	13	9	12	.281	1	3
<b>CAREER</b>	<b>17/0</b>	<b>6.87</b>	<b>0-0</b>	<b>0</b>	<b>0-2</b>	<b>0</b>	<b>18.1</b>	<b>19</b>	<b>17</b>	<b>14</b>	<b>12</b>	<b>14</b>	<b>.284</b>	<b>1</b>	<b>3</b>

# NEWCOMERS



**5**  
**DANIEL ALTMAN**  
INF/OF • L/R • 6-1 • 205 • JR. • 1ST YEAR AT BU  
COLLEGE STATION, TEXAS (MCLENNAN CC)

**2022 (McLennan CC):** Played his sophomore season at McLennan Community College for head coach Mitch Thompson ... Played in 59 games and hit .298 with four home runs and 51 RBIs ... Also scored 42 runs and stole 17 bases for the Highlanders.


**2021 (Lamar):** Played his freshman season at Lamar University ... Hit .313 with three doubles, one home run and seven RBIs across 19 games.

**High School:** Played at A&M Consolidated High School in College Station, Texas ... Hit .425 with nine RBIs and seven stolen bases.

**Personal:** Son of Lisa and Ed Altman ... Has an older sister, Abbie, and older brother, John ... Intends to major in finance.

ALTMAN'S CAREER STATISTICS												
YEAR	GP/GS	AVG	R	H	2B	3B	HR	RBI	BB	HBP	SO	SB/ATT
2021*	19/13	.306	8	15	3	0	1	7	3	1	7	0-1
2022												
McLENNAN CC												
<b>CAREER</b>	19/13	.306	8	15	3	0	1	7	3	1	7	0-1


\*at Lamar



**32**  
**CALEB BERGMAN**  
OF • R/R • 5-9 • 165 • FR • 1ST YEAR AT BU  
PARKER, TEXAS (PLANO EAST HS)

**High School:** Four-year letterwinner at Plano East High School ... 2022 First-Team Academic All-State honoree ... Three-time First-Team All-District outfielder ... Third-Team All-State selection ... Named a MaxPreps All-American outfielder ... Hit .342 with five RBIs in just 14 games as a senior in 2022 ... Also scored 11 runs and stole five bases ... Hit .353 in junior season for the Panthers with 26 runs scored, 12 RBIs and 17 stolen bases ... Hit .330 in summer 2021 with two home runs, 32 RBIs, 20 stolen bases and 32 runs scored for the Dallas Tigers ... Played club ball alongside teammate Walker Polk ... Earned a spot on the 2021 WWBA All-Tournament Team ... Three-time team captain and two-time team MVP ... Three-time Academic All-District honoree ... Earned AP Scholar with Distinction award.

**Personal:** Son of Jennifer and Brett Bergman, both Baylor alumni ... Has a younger brother, Brayden, who is committed to play baseball at Baylor ... Father, Brett, played baseball at Baylor (1995-98) ... Intends to major in finance.



**13**  
**KOLBY BRANCH**  
INF • R/R • 5-11 • 190 • FR • 1ST YEAR AT BU  
LUCAS, TEXAS (LOVEJOY HS)

**High School:** Four-year letterwinner at Lovejoy High School in Lucas, Texas ... 2022 Academic All-State honoree ... First-Team All-State 5A and First-Team All-Area 5A member ... Named 2022 District MVP ... 2022 Area Hitter of the Year ... Led Leopards to District 10-5A championship ... Hit .472 in senior season with eight home runs and 43 RBIs ... Also stole 28 bases ... Hit .355 with two home runs, 22 RBIs and nine stolen bases as a junior ... Voted 2021 Defensive Player of the Year by his teammates ... 2019 Newcomer of the Year ... Two-time Academic All-District honoree ... Member of National Honor Society.

**Personal:** Son of Kari and Rusty Branch ... Father, Rusty, played tennis at Oklahoma Baptist University ... Has three brothers, Kyle, Carson and Cooper ... Intends to major in finance.



**2**  
**GAVIN BRZOZOWSKI**  
OF • L/L • 5-11 • 185 • R-FR • 1ST YEAR AT BU  
MANSFIELD, TEXAS (NORTHEAST TEXAS CC)

**2022 (Northeast Texas CC):** Missed his true freshman season due to injury ... Hit .473 in summer season with the Liberal Beejays ... Added six home runs, 38 RBIs, nine stolen bases, 22 walks and an OPS of 1.358 over the summer ... Played for Baylor's volunteer assistant coach Jim Blair in Liberal.

**High School:** Played at Mansfield High School ... Named First-Team All-District and First-Team All-Area designated hitter ... Played in the North Texas All-Star game ... Hit .439 as a senior with three home runs, 19 RBIs and seven stolen bases ... Mansfield Offensive MVP ... Received the Presidential Award ... Member of National Honor Society.

**Personal:** Son of Cynthia and Brian Brzozowski ... Has a sister, Bella ... Intends to major in engineering.

PLAYERS

## NEWCOMERS



36

## ETHAN CALDER

OF • L/L • 5-11 • 190 • FR • 1ST YEAR AT BU  
AUSTIN, TEXAS (LAKE TRAVIS HS)

**High School:** Four-year letterwinner at Lake Travis High School in Austin, Texas ... Two-time First-Team All-District selection ... Named Utility Player of the Year in 2022 ... 2021 state quarterfinalist with the Cavaliers ... Hit .336 with two home runs and 32 RBIs as a senior in 2022 ... Also scored 29 runs ... Added a 7-0 record and a 0.97 ERA with 67 strikeouts across 50.2 innings pitched ... Hit .340 with 19 RBIs and seven stolen bases as a junior in 2021 ... Added a 5-1 record and 1.30 ERA in 39 innings pitched with 50 strikeouts ... Hit .410 in summer 2021 with 35 RBIs over 105 at-bats, with 1.08 ERA and 70 strikeouts across 45 innings pitched ... Voted Team MVP for the 2021 season ... Voted Team Offensive Player of the Year in 2020 ... A/B Honor Roll member.

**Personal:** Son of Carole and John Calder, both Baylor alumni ... Has two siblings, Bryce and Kate ... Grandfather, Billy, played football at Baylor ... Intends to major in business.



28

## JOHN CECCOLI

1B • L/R • 6-1 • 215 • SO • 1ST YEAR AT BU  
TYLER, TEXAS (MCLENNAN CC)

**2022 (McLennan CC):** Transferred to MCC as a third-year freshman in 2022 ... Played under Mitch Thompson ... Part of 2022 squad that reached the NJCAA World Series ... Appeared in just 12 games, but hit .444 with six home runs, including four in Grand Junction, Colo., at the NJCAA World Series ... Drove in 14 runs and scored nine times.

**2020-21 (Auburn):** Played his first two collegiate seasons at Auburn ... Did not see action in 2021 ... Redshirted to retain eligibility ... Played in eight games and made a pair of starts as a true freshman in 2020 ... Hit .231 (3-for-13) with a home run and four RBIs ... Made his collegiate debut and started in second game of the year vs. Illinois-Chicago (2/15) ... Went 1-for-4 with a run and two RBIs in the content ... Knocked a pinch-hit home run vs. Oakland (2/19) and also hit an RBI single in the same inning ... Reached on a walk and scored a run in the series-clinching with vs. Wright State (2/29).

**High School:** Played at All Saints Episcopal School in Tyler, Texas ... Reclassified from the class of 2020 to 2019 ... Originally rated as the No. 31 overall player and top-rated first baseman in Texas by Perfect Game ... Also tabbed the 15th-best first baseman in the country by Perfect Game ... 2019 Perfect Game High Honorable Mention Preseason All-American ... Participated in the 2018 Perfect Game Underclass All-American Games and was named to the Top Prospect Team at the 2018 Junior National Showcase ... Earned All-Tournament Team honors at the 2017 and 2018 WWBA 15U and 16U National Championships ... 2018 Second-Team All-State honoree.

**Personal:** Son of Karla and Hector Ceccoli ... Has two brothers, Robert and Paul ... Intends to major in kinesiology.

## CECCOLI'S CAREER STATISTICS

YEAR	GP/GS	AVG	R	H	2B	3B	HR	RBI	BB	HBP	SO	SB/ATT
2020*	8/2	.231	3	3	0	0	1	4	2	0	5	0-0
2021*												
2022												
<b>CAREER</b>	<b>8/2</b>	<b>.231</b>	<b>3</b>	<b>3</b>	<b>0</b>	<b>0</b>	<b>1</b>	<b>4</b>	<b>2</b>	<b>0</b>	<b>5</b>	<b>0-0</b>

\*at Auburn



# NEWCOMERS



## 30 GABE CRAIG

RHP • R/R • 6-4 • 210 • SO • 1ST YEAR AT BU  
 TYLER, TEXAS (TYLER JC)

**2022 (Tyler JC):** Played his third season back at Tyler Junior College ... Transferred to Baylor with three years of eligibility remaining ... Posted a 3.32 ERA and 1-1 record ... Struck out 38 batters in 23 innings ... Recorded five saves ... Held opposing hitters to a .169 batting average.

**2021 (Texas A&M):** Played his second season of college baseball at Texas A&M ... Appeared in four games out of the bullpen for the Aggies ... Posted a 7.71 ERA in 2.1 innings of work ... Picked up first-career strike-out vs. Auburn (2/28).

**2020 (Tyler JC):** Played his freshman season at Tyler Junior College ... Retained eligibility following the COVID-19 pandemic ... Made eight appearances on the mound with a 2.93 ERA ... Struck out 20 batters and held opponents to a .175 batting average across 15.1 innings ... Threw two hitless frames with two punchouts against Centenary College (2/1) ... Tossed 3.0 innings, allowing just one run on one hit while fanning seven in the win over Clarendon (2/14).

**High School:** Three-year letterwinner at Grace Community High School in Tyler, Texas ... During his senior season, hit .375 with five home runs and 28 RBIs ... Led the district in home runs ... Named First-Team All-District as a third baseman ... Earned 2019 Academic All-State honors ... As a junior, hit .325 with seven doubles, one triple, two home runs, 15 RBIs and 16 runs, while posting a 5-1 record on the mound ... Added a 2.50 ERA and struck out 36 across 28 innings pitched ... Helped his team to the second round of the state playoffs ... Earned First-Team All-District honors as a pitcher ... Helped team to the first round of the playoffs as a sophomore.

**Personal:** Son of Sherry Craig ... Has five siblings, Brandon, Ben, Katherine, Nate and Faith ... Intends to major in corporate innovation and entrepreneurship through the business school.

CRAIG'S CAREER STATISTICS															
YEAR	GP/GS	ERA	W-L	CG	SHO	SV	IP	H	R	ER	BB	SO	AVG	WP	HBP
2020							TYLER JC								
2021*	4/0	7.71	0-0	0	0-1	0	2.1	1	2	2	4	1	.083	0	0
2022							TYLER JC								
<b>CAREER</b>	<b>4/0</b>	<b>7.71</b>	<b>0-0</b>	<b>0</b>	<b>0-1</b>	<b>0</b>	<b>2.1</b>	<b>1</b>	<b>2</b>	<b>2</b>	<b>4</b>	<b>1</b>	<b>.083</b>	<b>0</b>	<b>0</b>

\*at Texas A&M




## 39 TANNER DUKE

RHP • R/R • 6-2 • 150 • FR • 1ST YEAR AT BU  
 LADERA RANCH, CALIF. (SAN JUAN HILLS HS)

**High School:** Lettered at San Juan Hills High School in Ladera Ranch, Calif. ... Started four games a senior with a 3-1 record and compiled a 1.20 ERA across 23.3 innings pitched before suffering a season-ending injury ... Added 29 strikeouts during 2022 campaign ... Notched a 1.10 WHIP ... Posted a 6-0 record with 2.37 ERA and 45 strikeouts in 44.1 innings for the Stallions as a junior ... His six wins were the third-most all-time in a single-season at SJHHS ... Second-Team All-League selection ... Named 2021 Rookie of the Year ... Received 2021 Scholar Athlete Award ... Three-time Principal's Honor Roll member.

**Personal:** Son of Candace and Shawn Duke ... Has a sister, Sydney ... Intends to major in finance.



## 27 JARED MATHESON

RHP • R/R • 6-1 • 165 • JR • 1ST YEAR AT BU  
 MONTGOMERY, TEXAS (MCLENNAN CC)

**2021-22 (McLennan CC):** Played his first two collegiate seasons at McLennan Community College under Mitch Thompson ... Part of 2021 NJCAA National Championship squad ... 2022 NJCAA Region V Champion ... Named a 2022 First-Team All-Conference relief pitcher ... Appeared in 15 games out of the bullpen ... Went 6-0 and sported a 1.48 ERA as a sophomore in 2022 ... Struck out 37 batters in 30.1 innings of work ... Recorded one save ... Made eight appearances, including three starts, as a freshman in 2021 ... Posted a 16.68 ERA and 0-1 record with 15 strikeouts in 11.1 innings.

**High School:** Prepped at Lake Creek High School in Montgomery, Texas ... Posted a 2-0 record with a 1.43 ERA ... Named a top-10 right-handed pitcher in Texas (Perfect Game) ... All-County Team selection as a senior ... Academic All-State selection.

**Personal:** Son of Joy and Kyle Matheson ... Has an older brother, Caleb ... Intends to major in business management.

## NEWCOMERS



# 16

## ZACH MAZOCH

C • L/R • 6-1 • 205 • FR • 1ST YEAR AT BU  
GEORGETOWN, TEXAS (GEORGETOWN HS)

**High School:** Four-year letterwinner at Georgetown High School ... Led the Eagles to 2022 state championship title ... Two-time First-Team All-District catcher ... Earned a spot on All-Central Texas Team ... Second-Team All-State honoree ... Named to All-State All-Star Team, Central Texas All-Star Team and All-Elite State Team ... Named 2022 Most Valuable Player and Offensive MVP ... Hit .429 during senior season with 24 RBIs and three stolen bases ... Hit .361 for the Eagles with one home run, 10 RBIs and one stolen base as a junior ... 2021 Academic All-District honoree ... A/B Honor Roll member.

**Personal:** Son of Laurie and Ivan Mazoch, both Baylor alumni ... Has two siblings, Matthew and Allyson ... Father, Ivan, played football at Baylor ... Brother, Matthew, played baseball at UMHB ... Intends to major in business marketing.




# 53

## COLLIN MCKINNEY

RHP • R/R • 6-6 • 225 • FR • 1ST YEAR AT BU  
NASSAU BAY, TEXAS (CLEAR CREEK HS)

**High School:** Three-year letterwinner at Clear Creek High School in League City, Texas ... Posted a 4-4 record with a 2.38 ERA in 53 innings pitched for the Wildcats in 2021 ... Added 77 strikeouts and just 27 walks in junior campaign ... 2021 First-Team All-District pitcher ... 2021 Second-Team All-Galveston County pitcher ... Also competed in the discus throw in high school and was a 2019 district finalist.

**Personal:** Son of Marby and Jeff McKinney ... Has two siblings, Meda and Theron ... Intends to major in business.



# 3


## JOJO MEDELLIN

INF • S/R • 6-1 • 175 • FR • 1ST YEAR AT BU  
LEAGUE CITY, TEXAS (BAY AREA CHRISTIAN HS)

**High School:** Four-year letterwinner at Bay Area Christian High School in League City, Texas ... Led Broncos to state championship ... Hit .463 as a senior with three home runs, 27 RBIs and seven stolen bases ... Also posted a 3-0 record on the mound with a 1.37 ERA across 35.2 innings ... Recorded two saves in senior season ... Named 2022 First-Team All-District and District MVP ... Member of the 2022 TAPPS All-Tournament Team ... Earned 2022 First-Team All-State and All-State MVP honors ... Hit .371 as a junior with two home runs, 38 RBIs and three stolen bases ... Also contributed a 9-1 record on the mound with a 0.89 ERA in 47 innings pitched ... Named 2021 TAPPS 4A State Male Athlete of the Year ... Voted Bay Area Christian HS Athlete of the Year ... 2021 First-Team All-State and All-State MVP ... Named to 2021 TAPPS All-State Tournament Team ... Member of All-Greater Houston Baseball Team and named All-Greater Houston Hitter of the Year ... First-Team All-Galveston County ... First-Team All-District and District MVP ... 2020 Texas Rangers Area Code Underclass Team ... Led Area Code games in hits and was named to All-Tournament Team ... Also a three-year letterwinner in basketball, being named Second-Team All-State.

**Personal:** Son of Tandra and Hondo Medellin ... Has a sister, Mackenzie ... Intends to major in business.

# NEWCOMERS



**11**  
**WILL PENDERGRASS**  
INF • R/R • 6-1 • 205 • JR • 1ST YEAR AT BU  
MISSOURI CITY, TEXAS (CISCO CC)

**2022 (Cisco CC):** Played sophomore season at Cisco Junior College ... Hit .341 with eight home runs and 42 RBIs ... Scored 43 runs, stole six bases, tallied 13 doubles and two triples ... Hit .368 during conference season with 10 doubles, good for second in the league during conference play.


**2021 (Houston):** Played freshman season at University of Houston ... Played in 52 games with 49 starts ... Made 35 starts at third base and 14 at first base ... Hit .237 with six home runs and 21 RBIs ... Scored 25 runs ... Added one stolen base ... Collected a hit in 30 different games, including stretch of 21 hits in 16 games from March 6 to April 2 ... Led team with nine hit-by-pitches ... Ranked second on the team in runs batted in during conference season (10) ... Registered an eight-game hit streak, tied for longest on the club ... Posted an 11-game on-base streak ... Tallied five multi-RBI games ... Hit a grand slam vs. USF (4/24) ... Hit two homers at Texas A&M-Corpus Christi (2/27).

**High School:** Played at Ridge Point High School in Missouri City, Texas ... Ranked the No. 4 third baseman in Texas and No. 90 in the nation (Perfect Game) ... Helped RPHS to district titles in all four years of prep career ... Three-time All-District 20-6A honoree ... 2019 Second-Team All-State as a catcher ... Hit .336 as a junior with 12 doubles ... Named Academic All-State in 2020 ... Competed for Rangers in Area Code games (2019) ... Was also the starting quarterback at RPHS in 2019 and 2020.

**Personal:** Son of Julie Mahan and Rusty Pendergrass ... Has a brother, Jax, and two sisters, Madison and Riley ... Intends to major in exercise science.

PENDERGRASS' CAREER STATISTICS												
YEAR	GP/GS	AVG	R	H	2B	3B	HR	RBI	BB	HBP	SO	SB/ATT
2021*	52/49	.237	25	42	4	1	6	21	6	9	49	1-1
2022												
<b>CAREER</b>	<b>52/49</b>	<b>.237</b>	<b>25</b>	<b>42</b>	<b>4</b>	<b>1</b>	<b>6</b>	<b>21</b>	<b>6</b>	<b>9</b>	<b>49</b>	<b>1-1</b>

\*at Houston




**18**  
**ANDREW PETROWSKI**  
RHP • R/R • 6-3 • 215 • JR • 1ST YEAR AT BU  
SAN ANTONIO, TEXAS (SAN JACINTO CC)

**2022 (San Jacinto CC):** Played his sophomore season at San Jacinto Community College ... Made 14 appearances on the mound ... Pitched 19.1 innings with a 6.05 ERA ... Struck out 17 batters ... Tallied one save.

**2021 (Garden City CC):** Played his freshman season at Garden City Community College ... Was named First-Team All-District and All-Academic ... Pitched 43.2 innings across 15 appearances, including 11 starts ... Racked up 47 strikeouts ... Went 1-6 with a 10.31 ERA.

**High School:** Played at Tom C. Clark High School in San Antonio, Texas ... Graduated in the top 5% of his class.

**Personal:** Son of Kelly Allen and Thomas Petrowski ... Has twin brothers, Tom and Zach ... Intends to major in finance.



**33**  
**WALKER POLK**  
C • R/R • 6-3 • 225 • JR • 1ST YEAR AT BU  
COPPELL, TEXAS (COPPELL HS)

**High School:** Four-year letterwinner at Coppell High School ... Hit .322 in junior campaign with one home run, 31 RBIs and three stolen bases ... Led Cowboys to state quarterfinals ... All-District and All-State selection ... Also played two seasons of varsity football ... Was named an All-American football player ... Earned First-Team All-District praise as a linebacker ... Played for Dallas Tigers club team under head coach and father, Chad Polk, a former Baylor baseball letterman (1997-98).

**Personal:** Son of Jennifer and Chad Polk, both Baylor alumni ... Has two brothers, Hudson and Weston ... Older brother, Hudson, plays baseball at Arkansas ... Intends to major in entrepreneurship.

PLAYERS

## NEWCOMERS



6

## COLE POSEY

INF/OF • R/R • 5-9 • 190 • JR • 1ST YEAR AT BU  
GEORGETOWN, TEXAS (NEW MEXICO)

**2021-22 (New Mexico):** Played two seasons at New Mexico before transferring to Baylor ... Hit .297 as a sophomore in 2022 with four home runs and 14 RBIs ... Tallied four doubles, two triples and scored 20 runs ... Also stole three bases ... Hit .263 and drove in six runs as a second-year freshman in 2021 ... Racked up four doubles, two triples and scored eight runs.

**2020 (Boise State):** Played in 10 games in true freshman season at Boise State ... Hit .212 (7-for-33) and drove in four runs ... Scored two runs and stole two bases ... Drove in two runs and stole two bases against Northern Colorado (2/28) ... Racked up two hits, including a double, and drove in one against Niagara (3/11).

**High School:** Earned three letters in baseball and one in football ... Three-time All-District selection, including first-team honoree as a junior and senior ... District Defensive MVP as a junior ... Batted .333 with a .500 on-base percentage and 32 stolen bases ... Texas Sports Writers Association 5A All-State First Team shortstop as a senior ... Named to state All-Tournament Team ... AABCA All-Star Game MVP ... Batted .431 with .585 on-base percentage, .781 slugging percentage and 55 stolen bases ... Unofficially ranks in the top five all-time in Texas high school history with 109 career stolen bases.

**Personal:** Son of Merrick and Jake Posey ... Parents are both Baylor graduates ... Has three siblings, Molly, Whit and Madeline ... Pursuing his master's in business, then intends to attend law school.

## POSEY'S CAREER STATISTICS

YEAR	GP/GS	AVG	R	H	2B	3B	HR	RBI	BB	HBP	SO	SB/ATT
2020*	11/10	.212	2	7	1	0	0	4	3	4	10	2-5
2021**	29/17	.263	8	15	4	2	0	6	8	8	17	0-0
2022**	34/25	.297	20	27	5	2	4	14	12	5	31	3-4
<b>CAREER</b>	<b>74/52</b>	<b>.271</b>	<b>30</b>	<b>49</b>	<b>10</b>	<b>4</b>	<b>4</b>	<b>24</b>	<b>23</b>	<b>17</b>	<b>58</b>	<b>5-9</b>

\*at Boise State

\*\*at New Mexico



23

## BLAKE ROGERS

RHP • R/R • 6-5 • 230 • FR • 1ST YEAR AT BU  
MOUNTAIN VIEW, CALIF. (SAINT FRANCIS HS)

**High School:** Prepped at Saint Francis High School in Mountain View, Calif. ... Named the 2022 WCAL Pitcher of the Year ... Tabbed the Central Coast Section Pitcher of the Year ... First-Team All-State honoree ... Named the Northern California Pitcher of the Year ... Tabbed the West Coast Preps Pitcher of the Year ... Posted a 0.80 ERA and 9-0 record in 70.1 innings of work ... Racked up 95 strikeouts in senior season ... Also named to President's Honor Roll with a 4.0 GPA.

**Personal:** Son of Tina and Bradford Rogers ... Has an older brother, Trevor ... Intends to major in finance.



9


## HUNTER SIMMONS

OF • R/R • 6-0 • 200 • JR • 1ST YEAR AT BU  
MANSFIELD, TEXAS (HOWARD COLLEGE)

**2021-22 (Howard College):** Played two seasons at Howard College before transferring to Baylor ... Hit .393 as a sophomore with 16 home runs, 51 RBIs and 23 stolen bases ... Hit .478 as a freshman with three home runs, 62 RBIs and 10 stolen bases ... 2021 and 2022 First-Team All-Conference ... 2022 All-Region selection ... 2021 Conference MVP ... 2021 All-America Honorable Mention.

**High School:** Played at Mansfield High School ... Named First-Team All-Conference in 2020 in both baseball and football ... Earned 2019 First-Team All-Outfielders recognition ... All-Academic honoree in 2018 and 2019.

**Personal:** Son of Rachel Simmons ... Has two younger brothers, Aidan and Riley ... Intends to major in health, kinesiology and leisure studies.



0

## AUSTIN STRACENER

INF • L/R • 6-0 • 175 • SO • 1ST YEAR AT BU  
NEW BRAUNFELS, TEXAS (TEXAS A&M)

**2022 (Texas A&M):** Played his freshman season at Texas A&M ... Appeared in six games for the Aggies, including two starts ... Hit .250 (2-for-8) with a run scored and a double ... Recorded his first-career hit against Houston (3/15).

**High School:** Four-year letterwinner at New Braunfels Canyon High School ... Played for Baylor's volunteer assistant coach Jim Blair in 2020 and 2021 ... Hit .484 with two home runs, 35 RBIs and 31 stolen bases in helping team reach the state playoffs as a senior ... Named a THSBCA All-Star and to the San Antonio Express News Super Team ... District 26-5A MVP ... Academic All-State honoree in 2021 ... Three-time Academic All-District selection ... Member of National Honor Society.


**Personal:** Son of Karla and Bobby Stracener ... Has three sisters, Brittney, Fabiola and Ashley ... Born in London, England ... Intends to major in business.

## STRACENER'S CAREER STATISTICS

YEAR	GP/GS	AVG	R	H	2B	3B	HR	RBI	BB	HBP	SO	SB/ATT
2022*	6/2	.250	1	2	1	0	0	0	0	0	5	0-0
<b>CAREER</b>	<b>6/2</b>	<b>.250</b>	<b>1</b>	<b>2</b>	<b>1</b>	<b>0</b>	<b>0</b>	<b>0</b>	<b>0</b>	<b>0</b>	<b>5</b>	<b>0-0</b>

\*at Texas A&amp;M

# NEWCOMERS



**12**  
**CASEY SUNSERI**  
INF • R/R • 5-10 • 195 • JR • 1ST YEAR AT BU  
THE WOODLANDS, TEXAS (WHARTON COUNTY JC)

**2022 (Wharton JC):** Played third-year sophomore season at Wharton County Junior College ... Part of team that won the most games in a single season in school history ... Named First-Team All-Conference as a third baseman ... Earned Second-Team All-Region recognition as a third baseman ... Hit .370 with six home runs and 36 RBIs ... Scored 47 runs and stole 13 bases ... Racked up 78 total hits, 18 doubles and four triples ... Also hit .298 over the summer with the Mat-Su Miners of the Alaska Baseball League ... Racked up 51 hits, nine doubles, three triples, three home runs and 24 RBIs.

**2020-21 (Texas State):** Played his first two collegiate seasons at Texas State ... Played in five career games with one start, all in 2021 ... Lone start came as the designated hitter at Washington (4/17) ... Did not record a hit in six at-bats ... Made pinch-hitting appearances against BYU (2/22) and Rice (3/7) ... Did not play in 2020.

**High School:** Four-year letterwinner at The Woodlands High School ... 2019 Perfect Game Preseason All-American High Honorable Mention ... All-time single-season hits leader at The Woodlands HS with 56 in 2018 ... Led the state of Texas (6A) in hits as a junior in 2018 ... Third-Team All-State third baseman in 2018 ... Also played football in high school.

**Personal:** Son of Stephanie and William Sunseri ... Has a younger brother, Tyler ... Intends to major in business.

SUNSERI'S CAREER STATISTICS												
YEAR	GP/GS	AVG	R	H	2B	3B	HR	RBI	BB	HBP	SO	SB/ATT
2020*	DID NOT PLAY											
2021*	5/1	.000	0	0	0	0	0	0	0	0	4	0-0
2022	WHARTON COUNTY JC											
<b>CAREER</b>	<b>5/1</b>	<b>.000</b>	<b>0</b>	<b>0</b>	<b>0</b>	<b>0</b>	<b>0</b>	<b>0</b>	<b>0</b>	<b>0</b>	<b>4</b>	<b>0-0</b>

\*at Texas State



**1**  
**HUNTER TEPLANSZKY**  
INF • S/R • 6-2 • 190 • SO • 1ST YEAR AT BU  
FLOWER MOUND, TEXAS (TCU)

**2022 (TCU):** Played his freshman season at TCU ... Appeared in 13 games with four starts at second base for the Frogs ... Collected three hits and two RBIs ... Recorded a hit in three different games and reached safely in four ... Made collegiate debut as a pinch hitter against Stephen F. Austin (2/22) ... Walked twice and scored a run in first-career start at Louisville (3/8) ... Started all three games against Texas Tech (4/14-16) ... First-career hit was an RBI-double in the series opener against the Red Raiders (4/14) ... Tallied a pinch-hit single in appearance at Kansas (5/13) ... Recorded a pinch-hit, RBI single in final appearance of the year at Kansas (5/14).

**High School:** Four-year letterwinner at Marcus High School in Flower Mound, Texas ... Ranked as No. 66 prospect in Texas by Baseball America ... Played in the North Texas High School all-star game as a senior ... Earned First-Team All-District 6-6A honors as a sophomore ... Participated in two area code games ... Part of USA Baseball's 16U and 17U development programs.

**Personal:** Son of Dava and Chris Teplanszky ... Has a brother, Layne ... Major is undecided.

TEPLANSZKY'S CAREER HITTING STATISTICS												
YEAR	GP/GS	AVG	R	H	2B	3B	HR	RBI	BB	HBP	SO	SB/ATT
2022*	14/4	.167	1	3	1	0	0	2	2	1	7	0-0
<b>CAREER</b>	<b>14/4</b>	<b>.167</b>	<b>1</b>	<b>3</b>	<b>1</b>	<b>0</b>	<b>0</b>	<b>2</b>	<b>2</b>	<b>1</b>	<b>7</b>	<b>0-0</b>

\*at TCU

TEPLANSZKY'S CAREER PITCHING STATISTICS															
YEAR	GP/GS	ERA	W-L	CG	SHO	SV	IP	H	R	ER	BB	SO	AVG	WP	HBP
2022*	1/0	0.00	0-0	0	0-0	0	1.0	1	0	0	1	0	.250	1	0
<b>CAREER</b>	<b>1/0</b>	<b>0.00</b>	<b>0-0</b>	<b>0</b>	<b>0-0</b>	<b>0</b>	<b>1.0</b>	<b>1</b>	<b>0</b>	<b>0</b>	<b>1</b>	<b>0</b>	<b>.250</b>	<b>1</b>	<b>0</b>

\*at TCU

PLAYERS

## NEWCOMERS



14

## COLE TREMAIN

RHP/OF • R/R • 6-0 • 200 • JR • 1ST YEAR AT BU  
FOLSOM, CALIF. (FOLSOM LAKE COLLEGE)

**2022 (Folsom Lake College):** Played sophomore season at Folsom Lake Junior College ... Part of team that won 40 games and reached the state finals ... Won Big 8 conference championship ... Named a CCCBCA All-State member ... Hit .352 with 11 doubles, two triples, seven home runs and 27 RBIs ... Also added a 5-1 record on the mound with a 3.00 ERA ... Struck out 37 batters over 30 innings pitched ... Allowed just 18 hits over his 25 appearances ... Recorded 11 saves.

**2021 (Sacramento State):** Played his freshman season at Sacramento State ... Academic All-WAC honoree ... Appeared in 15 games with one start ... Posted a 7.78 ERA in 19.2 innings of work ... Made his collegiate debut at Santa Clara (3/4) going two innings of relief and allowing one run on two hits while striking out a pair ... Made his first and only start against No. 24 Stanford (3/29), throwing two innings of two-run ball ... Struck out 16 in 19.2 innings and walked seven ... Struck out a career-high six in 2.1 innings at Tarleton (3/13) ... Also matched his season-high of 2.1 innings pitched against Grand Canyon (5/1).

**High School:** Played at Vista del Lago High School in Folsom, Calif.

**Personal:** Son of Jodi and Chad Tremain ... Has a younger brother, Jake ... Intends to major in health, kinesiology and leisure studies.



47

## DANNY VALADEZ

RHP • R/R • 6-3 • 215 • FR • 1ST YEAR AT BU  
ROUND ROCK, TEXAS (CEDAR RIDGE HS)

**High School:** Four-year letterwinner at Cedar Ridge High School in Round Rock, Texas ... Hit .335 with three home runs and eight doubles as a senior in 2022 ... Also posted a 2.02 ERA on the mound ... Career .335 hitter with two home runs, 62 RBIs and 15 stolen bases across first three seasons as a Raider ... Also compiled a 21-1-1 career record on the mound with a 2.10 ERA over 149.2 innings pitched ... Named 2021 First-Team All-District and District MVP ... Earned 2021 Pitcher of the Year honors ... Second-Team All-State pitcher and Third-Team All-State as a third baseman ... Ranked top-200 player in the state across 6A schools ... 2019 Newcomer of the Year ... Also played varsity football.

**Personal:** Son of Celeste and Daniel Valadez ... Has a younger sister, Cailee ... Intends to major in business.

## TREMAIN'S CAREER HITTING STATISTICS

YEAR	GP/GS	AVG	R	H	2B	3B	HR	RBI	BB	HBP	SO	SB/ATT
2021*	0/0	.000	0	0	0	0	0	0	0	0	0	0-0
2022												
FOLSOM LAKE COLLEGE												
<b>CAREER</b>	<b>0/0</b>	<b>.000</b>	<b>0</b>	<b>0</b>	<b>0</b>	<b>0</b>	<b>0</b>	<b>0</b>	<b>0</b>	<b>0</b>	<b>0</b>	<b>0-0</b>

\*at Sacramento State

## TREMAIN'S CAREER PITCHING STATISTICS

YEAR	GP/GS	ERA	W-L	CG	SHO	SV	IP	H	R	ER	BB	SO	AVG	WP	HBP
2021*	15/1	7.78	0-0	0	0-0	0	19.2	27	17	17	7	16	.333	3	5
2022															
FOLSOM LAKE COLLEGE															
<b>CAREER</b>	<b>15/1</b>	<b>7.78</b>	<b>0-0</b>	<b>0</b>	<b>0-0</b>	<b>0</b>	<b>19.2</b>	<b>27</b>	<b>17</b>	<b>17</b>	<b>7</b>	<b>16</b>	<b>.333</b>	<b>3</b>	<b>5</b>

\*at Sacramento State

## COACHING STAFF



25

**MITCH THOMPSON**  
HEAD COACH | FIRST SEASON  
FORT HAYS STATE, 1988

Mitch Thompson was selected as the 20th head baseball coach in program history on June 15, 2022. After nine seasons as the head coach of McLennan Community College and a previous 18-year stint as an assistant at Baylor, Thompson brings more than 30 years of coaching experience into his first season as Baylor head coach in 2023.

One of the most highly-respected coaches and recruiters in college baseball, Thompson returns to Baylor Ballpark after spending nearly two decades in the green and gold as a Baylor assistant. He helped lead the Bears to three Big 12 Conference titles, 12 NCAA Regional appearances, three Super Regional appearances and the 2005 College World Series during the most prolific stretch in program history from 1995 to 2012. Since the 2014 season, Thompson built Waco's own McLennan CC into one of the nation's premier junior college programs, coming off back-to-back JUCO World Series appearances including the 2021 national title.

#### HIGHLANDERS SOAR TO NEW HEIGHTS

Over the course of nine seasons at MCC, Thompson compiled a 372-138-1 (.728) record with postseason appearances each year. The Highlanders claimed four NJCAA Region V and Southwestern District Championships, four NJCAC Championships, a second-place finish at the 2015 JUCO World Series, and the 2021 NJCAA Division I Baseball National Championship. Additionally, the Highlanders produced 16 MLB Draft picks, including the top NJCAA selection in three of the last four years. Under Thompson's tutelage 108 players have gone on to play at four-year universities, including 87 at the Division I level.

In 2022, Thompson and the Highlanders eclipsed the 50-win mark for the second time by going 50-13-1 overall with a 28-4 mark in conference play. Cole Fontenelle and Wyatt Cheney were named NJCAA Division I All-Americans after leading MCC to another NJCAA Region V title, NJCAC Championship and the program's fourth trip to the JUCO World Series under Thompson.

The Highlanders notched a 27-7 record in NJCAC play on their way to another run at the 2021 conference, regional and national titles. MCC went undefeated in the Region V North Tournament and the Region V Super Regional to earn the program's third berth to the JUCO World Series. The Highlanders won all five games in Grand Junction to claim the second national title in program history and the first since 1983. McLennan ended the season on a 23-game winning streak and finished with an overall record of 47-16. Thompson was named the Bus Bergman Coach of the Tournament and the ABCA's NJCAA Division I National Coach of the Year. Four of Thompson's players earned all-tournament honors in Mason Greer, Miguel Santos, Blake Jackson and Logan Henderson, who was also named the Robert Purkey Jr. Memorial Outstanding Pitcher and Daily Sentinel Tournament MVP. Additionally, Henderson garnered NJCAA Division I Pitcher of the Year recognition and a spot on the All-America First Team, along with Dominic Tamez.

MCC opened the 2020 campaign on fire with a 19-5 overall record and 5-1 mark in conference play before the COVID-19 pandemic forced the cancellation of the season by the NJCAA.

In 2019, the Highlanders opened the season ranked third in the NJCAA Preseason Poll, fourth in the Perfect Game Preseason Top 25, and 10th in the Collegiate Baseball Poll. McLennan remained in the top-10 throughout the season, working to a 24-8 record for another second-place finish in the NJCAC. The Highlanders shined at the Region V Tournament, advancing to the championship game once again before falling to New Mexico and ending the year at 42-17.

Thompson continued the Highlanders' winning tradition in 2018, beginning the year ranked sixth in the NJCAA Preseason Poll and remaining in the top-20 throughout the season. Perfect Game's Top JUCO Prospect and NJCAA All-American Josh Breaux led the way at the plate and NJCAA All-American Grant Miller led the pitching staff,

helping MCC to a 25-7 record and second-place finish in conference play. McLennan ended the season with an overall tally of 44-15 after being eliminated from the championship game in a ruling by the NJCAA.

2017 was an incredible season for the Highlanders, having entered the season ranked No. 16 in the NJCAA Division I Preseason Poll and climbing the ranks up to No. 1 throughout the season. The Highlanders went 26-6 in conference play, including an undefeated month of April, to claim a second-consecutive conference championship – MCC's first back-to-back conference titles in over 20 years. Thompson again earned Coach of the Year honors and led the Highlanders to a 6-1 mark in the Region V Tournament to claim another regional title and secure a return trip to the JUCO World Series. The Highlanders went 1-2 in Grand Junction, finishing fifth and ending the year with an overall mark of 52-13, the second-most win total of any D-I team in the country.

MCC's success continued in 2016, going 45-12 overall and 25-7 in conference play to claim the NJCAC title and Coach Thompson's second-consecutive Coach of the Year honor. McLennan won 13 of its final 14 regular-season games, including a nine-game winning streak. The Highlanders finished the season ranked No. 11 in the nation and posted a .342 team batting average with 80 home runs to average just under nine runs per game. Thompson's squad was nearly unbeatable at home, going 24-3 at Bosque River Ballpark.

In 2015, Thompson guided McLennan to its first Region V Championship and JUCO World Series appearance in 32 years with a 41-20 overall record. His efforts were rewarded in being named the Region V Coach of the Year, as well as the Waco Tribune-Herald Sportsman of the Year. Thompson's squad posted a .327 team batting average and scored more than seven runs per game. The season included a pair of six-game winning streaks and a stretch in which McLennan won 24 of 31 games. At the JUCO World Series, the Highlanders won three-straight elimination games before falling in the national championship.

In Thompson's first season, the Highlanders finished 32-27 and earned a Region V bid for the first time in four years. McLennan ended the season as the Region V Tournament runner-up after posting a 17-15 mark in the North Texas Junior College Athletic Conference (NJTCAC).

#### ACADEMIC SUCCESS

Thompson's squads also excelled in the classroom, as the Highlanders posted cumulative GPAs above 3.0 in 16 consecutive semesters. His teams earned NJCAA All-Academic Team Honorable Mention honors in 2015 (3.13), 2016 (3.19), 2017 (3.42), 2018 (3.51), 2019 (3.28), 2020 (3.29) and 2021 (3.53). Ninety-nine players earned NJCAA Academic Student-Athlete Awards. The 2017 and 2018 team GPAs were the third-best in the nation.

#### MAJOR LEAGUE PROWESS

Before being named McLennan's head coach, Thompson spent one season as the South Texas area scouting supervisor for the Kansas City Royals organization. During that year, Thompson drafted the 1st-, 3rd-, 9th-, 13th- and 20th-round picks for Kansas City, two of which have advanced to play in the Big Leagues.

#### BUILDING UP THE BEARS

In his prior 18 years at Baylor, Thompson helped coach 10 teams to 40-win seasons and set team records in virtually every offensive category, including batting average, hits, runs, doubles, home runs, RBIs, total bases, stolen bases and slugging percentage. During his tenure, Thompson guided 97 all-conference honorees, 16 All-Americans and 13 freshman All-Americans. Additionally, Baylor's top-five winningest seasons came during Thompson's tenure.

From '95 to '12, Thompson recruited 72 Baylor players who were drafted or signed with Major League organizations. The list includes several high-round draft picks, most notably first-rounders Kip Wells (Chicago White Sox, 1998), Jason Jennings (Colorado Rockies, 1999), Chad Hawkins (Texas Rangers, 2000), David Murphy (Boston Red Sox, 2003), Mark McCormick (St. Louis Cardinals, 2005) and Aaron Miller (Los Angeles Dodgers, 2009), as well as 2001 Johnny Bench Award winner and Red Sox second-round pick Kelly Shoppach.

Twelve players who Thompson recruited to BU eventually reached the Major Leagues. His recruiting classes were ranked among the nation's top-25 six times, including a No. 1 ranking in 2005 that led to Thompson being named Baseball America's American Baseball Coaches Association (ABCA) National Assistant Coach of the Year.

#### GETTING HIS START

Thompson began his coaching career as a graduate assistant for

## COACHING STAFF

legendary coach Ron Polk at Mississippi State for the 1990 season, where the Bulldogs went 50-21 and reached the College World Series. Thompson spent the 1991 season at Radford (Virginia), before returning to MSU for the 1992 and 1993 seasons as assistant coach and director of baseball operations.

In 1994, Thompson was an assistant coach at Auburn under ABCA Hall of Famer Hal Baird, helping the Tigers garner 44 wins and a College World Series appearance. He worked with catchers and outfielders and was the team's defensive coordinator.

### PERSONAL

Thompson is a 1988 honors graduate of Fort Hays State in Kansas where he twice earned academic all-conference honors in baseball and served as a team captain as a senior. He began his collegiate career at Cloud County Community College before spending a year at Bacone College before transferring to Fort Hays State. Thompson toured Europe in the summer of 1987 with Athletes in Action, the athletic ministry of Campus Crusade for Christ. He earned a master's degree in physical education from Mississippi State in 1991.

In 1998, Thompson produced an instructional video entitled "Contact Hitting and Plate Coverage" with Championship Books and Videos. In 1999, he again joined Championship Books and Videos to co-produce a six-tape series of videos designed to help youth league coaches teach the game of baseball.

Thompson is a native of Goodland, Kan. He and his wife, Amber, have two daughters, Mary Conley and Caroline, who are both Baylor graduates.

### THE THOMPSON FILE

**Hometown:** Goodland, Kan.

**College:** Fort Hays State, 1988; Mississippi State, 1991

**Family:** Wife - Amber; Daughters - Mary Conley, Caroline

### COACHING EXPERIENCE

1990 - Mississippi State, graduate assistant  
 1991 - Radford, assistant coach  
 1992-1993 - Mississippi State, assistant coach  
 1994 - Auburn, assistant coach  
 1995-2009 - Baylor, assistant coach  
 2010-2012 - Baylor, assistant head coach  
 2014-2022 - McLennan CC, head coach  
 2023-present - Baylor, head coach

### POSTSEASON EXPERIENCE

1990 (Mississippi State) - NCAA South II Regional  
 1990 (Mississippi State) - NCAA College World Series  
 1992 (Mississippi State) - NCAA Midwest Regional (Mississippi State)  
 1993 (Mississippi State) - NCAA East Regional (Florida State)  
 1994 (Auburn) - NCAA East Regional (Clemson)  
 1994 (Auburn) - NCAA College World Series  
 1998 (Baylor) - NCAA South I Regional (Florida)  
 1999 (Baylor) - NCAA Waco Regional (Baylor)  
 2000 (Baylor) - NCAA Waco Regional (Baylor)  
 2001 (Baylor) - NCAA Houston Regional (Rice)  
 2002 (Baylor) - NCAA Austin Regional (Texas)  
 2003 (Baylor) - NCAA Hattiesburg Regional (Southern Miss)  
 2003 (Baylor) - NCAA Baton Rouge Super Regional (LSU)  
 2005 (Baylor) - NCAA Waco Regional (Baylor)  
 2005 (Baylor) - NCAA Waco Super Regional (Baylor)  
 2005 (Baylor) - NCAA College World Series  
 2006 (Baylor) - NCAA Houston Regional (Rice)  
 2007 (Baylor) - NCAA Houston Regional (Rice)  
 2009 (Baylor) - NCAA Baton Rouge Regional (LSU)  
 2010 (Baylor) - NCAA Fort Worth Regional (TCU)  
 2011 (Baylor) - NCAA Houston Regional (Rice)  
 2012 (Baylor) - NCAA Waco Regional (Baylor)  
 2012 (Baylor) - NCAA Waco Regional (Baylor)  
 2014 (McLennan CC) - NJCAA Region V Tournament  
 2015 (McLennan CC) - NJCAA Region V Tournament  
 2015 (McLennan CC) - NJCAA World Series  
 2016 (McLennan CC) - NJCAA Region V Tournament  
 2017 (McLennan CC) - NJCAA Region V Tournament  
 2017 (McLennan CC) - NJCAA World Series  
 2018 (McLennan CC) - NJCAA Region V Tournament  
 2019 (McLennan CC) - NJCAA Region V Tournament

2021 (McLennan CC) - NJCAA Region V North Tournament  
 2021 (McLennan CC) - NJCAA Region V Super Regional  
**2021 (McLennan CC) - NJCAA World Series Champions**  
 2022 (McLennan CC) - NJCAA Region V North Tournament  
 2022 (McLennan CC) - NJCAA Region V Super Regional  
 2022 (McLennan CC) - NJCAA World Series

### THOMPSON'S HEAD COACHING RECORDS

School	Year	Overall	Conf. Record
McLennan CC	2014	32-27	17-15 (5th, NTJCAC)
McLennan CC	2015	41-20	19-13 (4th, NTJCAC)
McLennan CC	2016	45-12	25-7 (1st, NTJCAC)
McLennan CC	2017	52-13	26-6 (1st, NTJCAC)
McLennan CC	2018	44-15	25-7 (2nd, NTJCAC)
McLennan CC	2019	42-17	24-8 (2nd, NTJCAC)
McLennan CC	2020	19-5	5-1 (n/a, NTJCAC)
McLennan CC	2021	47-16	27-7 (1st, NTJCAC)
McLennan CC	2022	50-13-1	28-4 (1st, NTJCAC)

### TOTALS

Career	9 Seasons	372-138-1	196-68
Junior College	9 Seasons	372-138-1	196-68
Division I	1st Season	0-0	0-0
Baylor	1st Season	0-0	0-0

### THOMPSON BY THE NUMBERS

#### POSTSEASON EXPERIENCE

17 - NCAA Regionals  
 3 - NCAA Super Regionals  
 3 - NCAA College World Series Appearances  
 8 - NJCAA Region Tournaments  
 2 - NJCAA Super Regionals  
 4 - NJCAA World Series Appearances  
 1 - NJCAA World Series Championship (2021)

#### WHILE AT BAYLOR

3 - Big 12 Championships  
 12 - NCAA Regional Appearances  
 3 - NCAA Super Regional Appearances  
 1 - NCAA College World Series (2005)  
 10 - 40-Win Seasons  
 97 - All-Conference Honorees  
 16 - All-Americans  
 13 - Freshman All-Americans  
 72 - MLB Draftees/Signees

### BAYLOR ALL-TIME COACHING RECORDS

Name	Years	Overall	PCT.
Steve Smith	1995-2015 (21)	744-523-1	.587
Mickey Sullivan	1974-94 (21)	649-428-6	.602
Steve Rodriguez	2016-2022 (7)	197-146	.574
Dutch Schroeder	1962-73 (12)	196-165-1	.543
Morley Jennings	1928-39 (12)	120-78-2	.605
Frank Bridges	1920-27 (8)	95-73	.565
A.E. Jones	1946-50, 53 (6)	81-51	.614
Lloyd Russell	1940-41, 58-61 (6)	72-58-1	.553
Ralph Glaze	1910-13 (4)	54-27	.667
Boyd SoRelle	1954-57 (4)	48-45-1	.516
C.P. Mosley	1914-19 (6)	47-60	.439
L.F. Burleson	1906-08 (3)	25-34	.423
R.N. Watts	1903-04 (2)	13-18	.438
Lee Carroll	1905 (1)	12-7	.631
Vic Bradford	1951 (1)	10-10	.500
Chuck Devereaux	1952 (1)	9-6	.600
E.J. Mills	1909 (1)	9-12	.421
Floyd Crow	1942 (1)	8-8	.500
J.C. Ewing	1902 (1)	5-9	.357
Mitch Thompson	2023-present	0-0	.000
<b>Total</b>	<b>1902-2022</b>	<b>2,394-1,758-12</b>	<b>.575</b>



## COACHING STAFF



21

**ZACH DILLON**  
ASSISTANT COACH | FIRST SEASON  
BAYLOR, 2005

Zach Dillon was announced as Baylor's hitting coach and recruiting coordinator on June 25, 2022. A former Baylor baseball player from 2003-06 and volunteer assistant coach in the 2012 season, Dillon returns to Waco after spending the last six years as the director of operations for Twelve Baseball, a premier select youth and high school program based out of Katy, Texas.

Since the 2016-17 calendar year, Dillon's work with Twelve Baseball has been influential, particularly in the 2018-2025 recruiting classes. On a daily basis, he assisted in youth and high school practice planning, ensuring a competitive culture and environment that maximized player development. Off the field, he created the club's annual operating budget, handled program development and fundraising, managed scheduling and other organizational administrative duties. Dillon's relationships with college coaches and next-level resources greatly helped in sending Twelve Baseball players to college programs around the nation.

Previously, Dillon worked on Thompson's staff at McLennan Community College during the 2016 season as an assistant coach and recruiting coordinator. That year, the Highlanders went 45-12 and won the NJCAC regular-season title. Under Dillon's guidance, MCC hitters combined for a .342 batting average with 80 home runs, 144 doubles and a team OPS of 1.018. Dillon played a part in sending 22 players to Division I schools and saw seven of his products selected in the MLB Draft.

In 2015, Dillon served as the volunteer assistant coach and coordinator of camps at Mississippi State. While there, he directly assisted in the development of future SEC Player of the Year Brent Rooker, All-SEC selections Gavin Collins, Ryan Gridley and Jacob Robson, and 2016 first-round draft pick Dakota Hudson.

Prior to joining the MSU staff, Dillon spent the 2014 season as the director and head coach of the 18U Iowa Sticks, the premier youth baseball club in Iowa. Additionally, he worked as the director of the Premier Baseball High School Spring League as well as the PPC Showcase Camps.

Before his time in Waukee, Iowa, Dillon served as an assistant coach at the University of Iowa. While there, he served as the Hawkeyes' third base coach, hitting coach and recruiting coordinator responsible in all areas of program development.

Dillon returned to Iowa City after helping Baylor in 2012 as a volunteer assistant. He aided the Bears in reaching the Waco Super Regional and finishing 49-17 overall, one win shy of a school record and a trip to Omaha for the College World Series. The Bears captured the regular-season Big 12 title, reached No. 1 in the nation for the first time in school history and entered the postseason as the No. 4 overall seed.

Dillon coached a school-record 11 All-Big 12 players the season, including six first-team selections, including Big 12 Player of the Year Josh Ludy and Big 12 Newcomer of the Year Nathan Orf. A conference-record four Bears garnered Louisville Slugger All-America recognition, while a total of six players were taken in the 2012 MLB Draft.

Before coaching in Waco, Dillon worked as the volunteer assistant and camp coordinator at Iowa. In his first two seasons in Iowa City, Dillon was part of a coaching staff which led the Hawkeyes to 50 victories and six All-Big Ten honors. Off the field, the Hawkeyes tallied 20 Academic All-Big Ten honors, including a school-record 12 in 2011.

As a player, Dillon played collegiately at Baylor from 2003-06 where he was an integral part of three NCAA Tournament squads, two NCAA Super Regionals appearances and a College World Series berth in 2005. He was a two-time All-Big 12 selection, two-time ABCA All-Region pick and was named to a pair of NCAA Tournament All-Regional teams. In 2006, Dillon garnered Big 12 Player of the Year honors from the San Antonio Express-News and was named a semifinalist for the Johnny Bench Award, which recognizes the nation's top catcher.

During his senior season at BU, Dillon hit .421 with an eye-popping

.496 on-base percentage in Big 12 play. He led the league in average and walks, finishing in the top-20 nationally in walks per game. Dillon wrapped up his career with a .307 average, 124 RBIs and 115 walks.

Away from the diamond, Dillon was a four-time academic all-conference selection, a first-team ESPN The Magazine Academic All-American and a 10-time member of the Big 12 Conference Commissioner's Honor Roll. In 2009, he was also the recipient of a spring post-graduate scholarship.

Dillon was selected by the Baltimore Orioles in the 20th round of the 2006 MLB Draft. In 2007, he powered the Frederic Keys (Class-A Advanced) to the Carolina League championship and earned a big-league spring training invited a few months later.

Dillon graduated Magna Cum Laude from Baylor with a bachelor's degree in education in 2005. He later earned his master's degree in education and sports management in 2009. Dillon has a son, Hayden.

## COACHING STAFF



# 10

**JAMES LEVERTON**  
ASSISTANT COACH | FIRST SEASON  
TEXAS TECH, 2016

James Leverton was announced as Baylor's pitching coach on June 24, 2022. A former assistant under head coach Mitch Thompson at McLennan Community College, Leverton returns to Waco after most recently serving as the pitching coach at the University of Arkansas at Little Rock.

In 2022, Leverton polished Little Rock ace Hayden Arnold to second-team All-Sun Belt Conference honors and saw his staff rack up 385 strikeouts and allow just 269 walks across 442 total innings. Arnold led the Trojans with a 3.14 ERA and punched out 86 in 94.2 innings of work.

Leverton joined the Trojans' staff after spending six seasons with Thompson at MCC, where he was part of three conference championships, a pair of NJCAA World Series appearances and the 2021 NJCAA National Championship. After being promoted to pitching coach from volunteer assistant in 2019, Leverton mentored eight all-conference pitchers, three Pitchers of the Year and a pair of second-round Major League Baseball draft picks in Josh Breaux and Connor Phillips. In his final season with MCC, Leverton worked side-by-side with Logan Henderson, the 2021 NJCAA Division I Pitcher of the Year.

Prior to his time coaching, Leverton spent seven seasons in the minor leagues with the Chicago Cubs and Miami Marlins organizations. In 2013, he reached Triple-A with the Marlins' affiliate New Orleans Zephyrs as part of his four-season stint with the franchise from 2011-2014. Previously, he spent three years in the Cubs system and was a 2010 MiLB All-Star with Chicago's Double-A affiliate Tennessee Smokies.

Leverton was an eighth-round draft pick in 2008 out of Texas Tech, where he played three seasons as a pitcher, outfielder and first baseman. He led the Red Raiders' pitching staff in '08 with a 3.86 ERA in 31 relief appearances and earned All-Big 12 Honorable Mention honors as a first baseman in '07.

A native of Rockwall, Texas, Leverton received his bachelor's degree in general studies from Texas Tech through McLennan's University Center in 2016. He and his wife, Casey, welcomed their son, Parker, in December 2022.



# 40

**JIM BLAIR**  
VOL. ASSISTANT COACH | FIRST SEASON  
BAYLOR, 2000

Jim Blair was introduced as Baylor's volunteer assistant coach and camp director on July 7, 2022. A former Baylor baseball player from 1996-98 and 21-year veteran coach at the high school and collegiate levels, Blair returns to Waco after leading newly-founded San Antonio Pieper High School to a 21-5 record in the program's first year.

Before heading up the Warriors program in 2022, Blair spent two seasons at New Braunfels Canyon High School, where he was named the 2021 26-5A Coach of the Year after leading the Cougars to a district championship. Blair's squad finished the '21 season on a 17-game win streak and ranked No. 10 in the state of Texas at the 5A level. In two years at Canyon, Blair saw nine players move on to play college baseball after compiling a 34-10 record.

Prior to coaching at the high school level, Blair spent 18 years at three different universities in the state of Texas, including two stints at UTSA. In total, he coached 32 hitters that have garnered all-conference honors a combined 38 times, mentored nine All-Americans, participated in six NCAA Regionals, won five conference tournament titles and recruited over 40 players who were drafted or signed professional contracts, including five who have reached the Major Leagues.

Blair spent seven seasons on staff at UTSA as associate head coach and recruiting coordinator from 2013-19. In 2018 and 2019, he served as the team's pitching coach after directing the Roadrunners' offense for five years. His staffs produced the two highest single-season strikeout totals in UTSA history and 2018's squad saw a school-record four players picked in the MLB Draft. Offensively, UTSA finished in the top-four in eight major categories in its first two seasons in Conference USA under Blair's guidance.

In 2012, Blair was an assistant coach and recruiting coordinator at Dallas Baptist, where he helped the Patriots to a 41-19 record and an appearance in the NCAA Waco Regional. DBU posted a .304 team batting average and finished fifth in the nation in slugging percentage and seventh in home runs, while producing a pair of All-Americans in Joel Hutter and Boomer Collins. In his one year as recruiting coordinator, the Patriots inked five pitchers that would eventually be taken in the top 12 rounds of the 2015 MLB Draft.

Prior to coaching in Dallas, Blair spent five seasons at Sam Houston State from 2007-11 as an assistant coach and recruiting coordinator under legendary coach Mark Johnson. While in Huntsville, Blair helped the Bearkats to three-consecutive NCAA Regional appearances (2007-09) and tutored a pair of All-Americans in Bobby Verbick and Todd Sebek. Blair's responsibilities included mentoring the offense, which set 19 school records during his tenure. As recruiting coordinator, he signed 22 players to National Letters of Intent that were either drafted or signed with MLB organizations and coached 11 All-Southland Conference honorees.

Blair spent the previous five campaigns as an assistant at UTSA from 2002-06. While in the Alamo City, he served as the hitting coach and helped the Roadrunners earn a berth to the 2005 NCAA Waco Regional. He tutored All-American Mark Schramek, who became the first player in UTSA history to be selected in the first round of the MLB Draft as the 40th overall pick by the Cincinnati Reds in 2002.

Before entering the coaching ranks, Blair was a three-year starter for Steve Smith at Baylor. He twice earned All-Big 12 laurels and still holds the program record with a 31-game hitting streak. Blair led the Bears with a .376 batting average in 1997 and signed a free-agent contract with the Los Angeles Dodgers in 1998.

Blair graduated in 2000 with a bachelor's degree in education with emphasis in health and human performance and received his master's degree in sport management from Sam Houston State in August 2013.

He and his wife, Pamela, have three sons, Carson, Andrew and Reid.

## SUPPORT STAFF



**DARIN THOMAS**  
DIRECTOR OF OPERATIONS | FIRST SEASON  
OKLAHOMA CHRISTIAN, 1989

Darin Thomas was introduced as Baylor's director of baseball operations on August 2, 2022. He joins the Bears in an off-the-field role after previously serving as the head coach at UT Arlington for 15 years, in addition to seven earlier seasons as an assistant with the Mavericks.

In his role, Thomas will serve as the lynch pin between the baseball office and ticketing, marketing and facilities departments within Baylor Athletics. Specific duties include coordination of team and recruiting travel, equipment management, handling practice and game video needs for the coaching staff, assistance with on-campus recruiting visits, compliance and student-athlete services.

Over his 15-year tenure at the helm of UTA, Thomas accumulated 404 career wins and three conference tournament championships in 2001, 2006 and 2012. In his 22 total seasons in Arlington, 41 Mavs players were drafted or signed with MLB teams. Thomas also guided 59 players to all-conference selections, including 22 first-team picks, while racking up seven 30-win seasons.

Prior to joining UTA in 2001, Thomas spent nine years as an assistant coach at Seward County Community College, where he assisted NJCAA Hall of Fame Coach Galen McSpadden. While there, Thomas helped lead the Saints to a 346-144 (.706) record while being ranked in the top-20 nationally during seven seasons. SCCC captured four Jayhawk West Conference crowns, four runner-up finishes and one Sub-Region VI Tournament title.

During his time at Seward County, Thomas spent four summers as the head coach with the collegiate summer league Liberal Bee Jays of the Jayhawk League.

Thomas began his collegiate playing career at Seward County, where he earned All-Conference and All-Region VI honors as a right-handed pitcher in 1986. He helped lead his team to a Jayhawk West Conference title and to the program's first Sub-Region VI Tournament championship by going 11-1 on the mound.

He then moved on to play at Oklahoma Christian University, where he was a three-time first-team All-Sooners Athletic Conference selection for the Eagles.

Thomas earned a bachelor's degree in marketing and physical education from Oklahoma Christian University in 1989 and a master's degree in sports administration from Fort Hays State University in 1996. He began his coaching career in 1990 at Oklahoma Christian High School before moving to Seward County CC in 1991.

Thomas and his wife, Jean, have three children, Megan, Ryan and Reed.



**BRIAN FURLONG**  
DIRECTOR OF PLAYER DEV. | FIRST SEASON  
IOWA, 2007

Brian Furlong was announced as Baylor baseball's director of player development on August 18, 2022. He joined the Bears' staff after spending the previous four seasons as the pitching coach at Xavier.

During his time at Xavier, Furlong helped improve the pitching staff's ERA by nearly two runs against all opponents, and by over three runs in Big East play. In 2022, the Musketeers set a program record with 482 strikeouts, just one season after setting a program record with 8.4 strikeouts per nine innings.

Prior to joining Xavier in July 2018, Furlong was the head coach at Heartland Community College in Illinois for two seasons in 2017 and 2018. While at the helm of the program, Furlong led the Hawks to an 85-26 record and advanced to the 2018 Region 24 Championship game after winning the MWAC Conference title. Furlong was named the MWAC Coach of the Year as the 2018 squad recorded the second-best grade point average in program history and finished the season ranked No. 3 in the country.

Following the 2018 campaign, Furlong saw 14 Heartland players move on to play at Division I schools, a program record. In total, 31 players continued to play after competing under Furlong at HCC, including 18 at D-I universities.

Prior to his stint at Heartland, Furlong spent three years at Creighton as the pitching coach, where he helped the Bluejays set a program record with a 3.15 ERA in 2016. CU led the Big East in team ERA in both 2015 and 2016, while Furlong also tutored five of the top seven ERA leaders in school history.

Before working at Creighton, he served as the director of baseball operations at Iowa for the 2013 season. Before that, Furlong worked as a managing partner of a Diamond Dreams Sports Academy in Iowa City.

As a pitcher, Furlong played for Iowa State in 2001, Creighton in 2003 and Iowa in 2004-05. He was recognized as a Big 12 Scholar Athlete and named to both the Missouri Valley and Big Ten academic all-conference teams during his playing career.

Furlong earned a bachelor's degree in political science from Iowa in 2007 and holds a master's of education in coaching education and athlete development from Xavier. He and his wife, Megan, have a daughter, Colette.

COACHES & STAFF

## 2022 OVERALL STATS



### 2022 Baylor Bears Baseball Game Results for Baylor (as of Feb 08, 2023) (All games)



Feb 18, 2022 at Waco, Texas

Score by Innings	1	2	3	4	5	6	7	8	9	R	H	E
Maryland	2	0	0	0	0	0	0	2	0	4	6	0
Baylor	0	0	0	0	0	0	0	0	0	0	5	0

WP-Dean, Nick (1-0) LP-Thomas, Tyler (0-1) T-2:50 A-1704

Feb 19, 2022 at Waco, Texas

Score by Innings	1	2	3	4	5	6	7	8	9	R	H	E
Maryland	4	0	1	0	0	3	0	0	1	9	11	0
Baylor	0	0	0	2	0	0	0	1	2	5	10	2

WP-Ramsey, Ryan (1-0) LP-Helton, Blake (0-1) T-3:25 A-2138  
HR UMD - Zmarzlak, Bobby (1)

Feb 20, 2022 at Waco, Texas

Score by Innings	1	2	3	4	5	6	7	8	9	R	H	E
Maryland	0	2	0	0	2	1	2	1	0	8	8	1
Baylor	1	0	1	0	1	0	0	0	1	4	8	4

WP-Savacool, Jason (1-0) LP-Jackson, Jake (0-1) T-2:35 A-2097  
HR UMD - Shaw, Matt 2 (2), Costes, Maxwell 2 (2)

Feb 22, 2022 at Waco, Texas

Score by Innings	1	2	3	4	5	6	7	8	9	R	H	E
Houston Baptist	0	0	0	0	0	0	2	0	0	2	6	0
Baylor	1	0	1	0	2	0	2	0	X	6	9	3

WP-Andrade, Kobe (1-0) LP-Ripoll, Will (0-1) T-2:55 A-1471  
HR BU - Richardson, Tre (1)

Feb 25, 2022 at Waco, Texas

Score by Innings	1	2	3	4	5	6	7	8	9	R	H	E
Duke	0	0	0	0	0	0	1	0	1	2	3	1
Baylor	0	1	0	0	0	3	0	0	X	4	6	3

WP-Thomas, Tyler (1-1) Save-Voelker, Matt(1) LP-Johnson, Marcus (0-2) T-3:12 A-1353

Feb 27, 2022 at Waco, Texas

Score by Innings	1	2	3	4	5	6	7	8	9	R	H	E
Duke	0	0	0	0	1	0	0	2	0	3	6	1
Baylor	0	0	1	1	0	7	3	0	X	12	9	3

WP-Jackson, Jake (1-1) LP-Fox, Luke (1-1) T-3:20 A-0

Feb 27, 2022 at Waco, Texas

Score by Innings	1	2	3	4	5	6	7	8	9	R	H	E
Duke	1	0	0	0	1	0	0	2	0	4	9	0
Baylor	1	0	0	1	0	0	0	0	0	2	4	0

WP-Loper, Jimmy (1-0) LP-Voelker, Matt (0-1) T-3:18 A-1624  
HR DU - Pauley, Graham



# 2022 RESULTS



## 2022 Baylor Bears Baseball Game Results for Baylor (as of Feb 08, 2023) (All games)



Date	Opponent	Score	Inns	Overall	Big 12	Pitcher of record	Attend	Time
Feb 18, 2022	MARYLAND	L 0-4	9	0-1-0	0-0-0	Thomas, T. (L 0-1)	1704	2:50
Feb 19, 2022	MARYLAND	L 5-9	9	0-2-0	0-0-0	Helton (L 0-1)	2138	3:25
Feb 20, 2022	MARYLAND	L 4-8	9	0-3-0	0-0-0	Jackson (L 0-1)	2097	2:35
Feb 22, 2022	HOUSTON BAPTIST	w 6-2	9	1-3-0	0-0-0	Andrade (W 1-0)	1471	2:55
Feb 25, 2022	#23 DUKE	w 4-2	9	2-3-0	0-0-0	Thomas, T. (W 1-1)	1353	3:12
Feb 27, 2022	#23 DUKE-1	w 12-3	9	3-3-0	0-0-0	Jackson (W 1-1)	-	3:20
Feb 27, 2022	#23 DUKE-2	L 2-4	9	3-4-0	0-0-0	Voelker (L 0-1)	1624	3:18
Mar 02, 2022	at Rice	w 9-0	9	4-4-0	0-0-0	Andrade (W 2-0)	2018	2:58
Mar 04, 2022	vs #23 UCLA	w 2-1	9	5-4-0	0-0-0	Thomas, T. (W 2-1)	16515	2:08
Mar 05, 2022	vs #6 Tennessee	L 5-10	9	5-5-0	0-0-0	Jackson (L 1-2)	24787	3:00
Mar 06, 2022	vs #7 LSU	w 9-6	9	6-5-0	0-0-0	Voelker (W 1-1)	12577	3:51
Mar 09, 2022	at Abilene Christian	w 6-4	9	7-5-0	0-0-0	Oliver (W 1-0)	837	3:32
Mar 12, 2022	COLUMBIA-1	w 3-0	9	8-5-0	0-0-0	Thomas, T. (W 3-1)	-	2:20
Mar 12, 2022	COLUMBIA-2	L 4-11	9	8-6-0	0-0-0	Oliver (L 1-1)	1180	3:35
Mar 13, 2022	COLUMBIA	w 4-3	(10)	9-6-0	0-0-0	Marriott (W 1-0)	1676	3:10
Mar 15, 2022	at Sam Houston	L 10-11	9	9-7-0	0-0-0	Voelker (L 1-2)	1214	3:48
* Mar 18, 2022	#21 TCU	L 0-3	9	9-8-0	0-1-0	Thomas, T. (L 3-2)	2309	2:59
* Mar 19, 2022	#21 TCU	L 9-11	(11)	9-9-0	0-2-0	Voelker (L 1-3)	3066	4:35
* Mar 20, 2022	#21 TCU	w 7-3	9	10-9-0	1-2-0	Rigney (W 1-0)	2011	3:32
Mar 22, 2022	UTSA	w 3-2	9	11-9-0	1-2-0	Jackson (W 2-2)	1393	3:26
* Mar 25, 2022	at Oklahoma	L 3-5	9	11-10-0	1-3-0	Thomas, T. (L 3-3)	1306	3:05
* Mar 26, 2022	at Oklahoma	L 5-9	9	11-11-0	1-4-0	Voelker (L 1-4)	1334	2:48
* Mar 27, 2022	at Oklahoma	w 16-8	9	12-11-0	2-4-0	Caley, C. (W 1-0)	1017	3:52
Mar 29, 2022	UT ARLINGTON	w 15-9	9	13-11-0	2-4-0	Garcia (W 1-0)	1458	3:22
Apr 01, 2022	ETSU	w 15-1	9	14-11-0	2-4-0	Thomas, T. (W 4-3)	1711	2:43
Apr 02, 2022	ETSU	w 8-7	9	15-11-0	2-4-0	Marriott (W 2-0)	2684	3:00
Apr 03, 2022	ETSU	w 7-4	9	16-11-0	2-4-0	Rigney (W 2-0)	1622	2:37
Apr 05, 2022	at #21 DBU	L 6-11	9	16-12-0	2-4-0	Voelker (L 1-5)	1819	3:15
* Apr 08, 2022	at West Virginia	L 6-7	9	16-13-0	2-5-0	Marriott (L 2-1)	2291	3:59
* Apr 09, 2022	at West Virginia	L 4-8	9	16-14-0	2-6-0	Andrade (L 2-1)	2463	2:26
* Apr 10, 2022	at West Virginia	L 5-7	9	16-15-0	2-7-0	Jackson (L 2-3)	2652	3:06
Apr 12, 2022	at #19 Texas State	L 4-11	9	16-16-0	2-7-0	Cone (L 0-1)	2047	3:25
* Apr 14, 2022	KANSAS	L 2-3	9	16-17-0	2-8-0	Rigney (L 2-1)	1739	2:28
* Apr 15, 2022	KANSAS	w 19-2	9	17-17-0	3-8-0	Andrade (W 3-1)	1749	2:50
* Apr 16, 2022	KANSAS	w 6-5	9	18-17-0	4-8-0	Voelker (W 2-5)	1827	2:51
Apr 18, 2022	LAMAR	w 5-1	9	19-17-0	4-8-0	Caley, C. (W 2-0)	1553	3:07
Apr 19, 2022	SAM HOUSTON	w 9-5	9	20-17-0	4-8-0	Jackson (W 3-3)	1514	3:07
* Apr 22, 2022	at #10 Texas	L 1-20	9	20-18-0	4-9-0	Rigney (L 2-2)	7300	3:18
* Apr 23, 2022	at #10 Texas	L 4-13	9	20-19-0	4-10-0	Andrade (L 3-2)	7177	2:59
* Apr 24, 2022	at #10 Texas	L 4-13	9	20-20-0	4-11-0	Thomas, T. (L 4-4)	7063	3:32
Apr 26, 2022	INCARNATE WORD	w 8-7	9	21-20-0	4-11-0	Voelker (W 3-5)	1435	3:44
* Apr 29, 2022	#9 TEXAS TECH	L 1-7	9	21-21-0	4-12-0	Jackson (L 3-4)	2217	2:48
* Apr 30, 2022	#9 TEXAS TECH	L 1-11	9	21-22-0	4-13-0	Andrade (L 3-3)	2815	3:08
* May 01, 2022	#9 TEXAS TECH	w 11-7	9	22-22-0	5-13-0	Voelker (W 4-5)	2073	3:34
May 03, 2022	TARLETON	w 8-2	9	23-22-0	5-13-0	Caley, C. (W 3-0)	1562	2:42
* May 13, 2022	at Kansas State	w 4-2	9	24-22-0	6-13-0	Jackson (W 4-4)	1763	2:35
* May 14, 2022	at Kansas State	L 5-7	9	24-23-0	6-14-0	Marriott (L 0-1)	1587	2:57
* May 15, 2022	at Kansas State	L 5-7	9	24-24-0	6-15-0	Voelker (L 4-6)	1645	2:56
May 17, 2022	SFA	w 12-0	7	25-24-0	6-15-0	Caley, C. (W 4-0)	1426	2:11
* May 19, 2022	#8 OKLAHOMA ST.	w 13-11	9	26-24-0	7-15-0	Muirhead (W 1-0)	1515	3:46
* May 20, 2022	#8 OKLAHOMA ST.	L 5-11	9	26-25-0	7-16-0	Marriott (L 2-3)	1742	3:14
* May 21, 2022	#8 OKLAHOMA ST.	L 5-9	9	26-26-0	7-17-0	Voelker (L 4-7)	1858	4:19
May 25, 2022	vs TCU	L 2-4	9	26-27-0	7-17-0	Golomb (L 0-1)	0	2:58
May 26, 2022	vs Oklahoma St.	L 1-11	7	26-28-0	7-17-0	Jackson (L 4-5)	0	2:20

( ) extra inning game

SEASON REVIEW



## 2022 LINE SCORES



**2022 Baylor Bears Baseball  
Game Results for Baylor (as of Feb 08, 2023)  
(All games)**



Feb 18, 2022 at Waco, Texas

Score by Innings	1	2	3	4	5	6	7	8	9	R	H	E
Maryland	2	0	0	0	0	0	0	2	0	4	6	0
Baylor	0	0	0	0	0	0	0	0	0	0	5	0

WP-Dean, Nick (1-0) LP-Thomas, Tyler (0-1) T-2:50 A-1704

Feb 19, 2022 at Waco, Texas

Score by Innings	1	2	3	4	5	6	7	8	9	R	H	E
Maryland	4	0	1	0	0	3	0	0	1	9	11	0
Baylor	0	0	0	2	0	0	0	1	2	5	10	2

WP-Ramsey, Ryan (1-0) LP-Helton, Blake (0-1) T-3:25 A-2138  
HR UMD - Zmarzlak, Bobby (1)

Feb 20, 2022 at Waco, Texas

Score by Innings	1	2	3	4	5	6	7	8	9	R	H	E
Maryland	0	2	0	0	2	1	2	1	0	8	8	1
Baylor	1	0	1	0	1	0	0	0	1	4	8	4

WP-Savacool, Jason (1-0) LP-Jackson, Jake (0-1) T-2:35 A-2097  
HR UMD - Shaw, Matt 2 (2), Costes, Maxwell 2 (2)

Feb 22, 2022 at Waco, Texas

Score by Innings	1	2	3	4	5	6	7	8	9	R	H	E
Houston Baptist	0	0	0	0	0	0	2	0	0	2	6	0
Baylor	1	0	1	0	2	0	2	0	X	6	9	3

WP-Andrade, Kobe (1-0) LP-Ripoll, Will (0-1) T-2:55 A-1471  
HR BU - Richardson, Tre (1)

Feb 25, 2022 at Waco, Texas

Score by Innings	1	2	3	4	5	6	7	8	9	R	H	E
Duke	0	0	0	0	0	0	1	0	1	2	3	1
Baylor	0	1	0	0	0	3	0	0	X	4	6	3

WP-Thomas, Tyler (1-1) Save-Voelker, Matt(1) LP-Johnson, Marcus (0-2) T-3:12 A-1353

Feb 27, 2022 at Waco, Texas

Score by Innings	1	2	3	4	5	6	7	8	9	R	H	E
Duke	0	0	0	0	1	0	0	2	0	3	6	1
Baylor	0	0	1	1	0	7	3	0	X	12	9	3

WP-Jackson, Jake (1-1) LP-Fox, Luke (1-1) T-3:20 A-0

Feb 27, 2022 at Waco, Texas

Score by Innings	1	2	3	4	5	6	7	8	9	R	H	E
Duke	1	0	0	0	1	0	0	2	0	4	9	0
Baylor	1	0	0	1	0	0	0	0	0	2	4	0

WP-Loper, Jimmy (1-0) LP-Voelker, Matt (0-1) T-3:18 A-1624  
HR DU - Pauley, Graham



## 2022 LINE SCORES



### 2022 Baylor Bears Baseball Game Results for Baylor (as of Feb 08, 2023) (All games)



Mar 02, 2022 at Houston, Texas

Score by Innings	1	2	3	4	5	6	7	8	9	R	H	E
Baylor	0	1	0	0	5	0	1	2	0	9	13	0
Rice	0	0	0	0	0	0	0	0	0	0	2	4

WP-Andrade, Kobe (2-0) LP-Parker Smith (1-1) T-2:58 A-2018  
HR BU - Nevin, Kyle (1)

Mar 04, 2022 at Houston, Texas

Score by Innings	1	2	3	4	5	6	7	8	9	R	H	E
UCLA	0	0	0	0	0	0	0	0	1	1	4	0
Baylor	0	0	0	2	0	0	0	0	X	2	3	0

WP-Thomas, Tyler (2-1) Save-Marriott, Mason(1) LP-Brooks, Jake (2-1) T-2:08 A-16515  
HR UCLA - Yates, Carson  
HR BU - Nevin, Kyle

Mar 05, 2022 at Houston, Texas

Score by Innings	1	2	3	4	5	6	7	8	9	R	H	E
Baylor	4	0	0	0	0	0	0	1	0	5	7	1
Tennessee	4	1	4	0	0	1	0	0	X	10	12	0

WP-CONNELL, K. (1-0) LP-Jackson, Jake (1-2) T-3:00 A-24787  
HR TENN - SCOTT, C. (3)

Mar 06, 2022 at Houston, Texas

Score by Innings	1	2	3	4	5	6	7	8	9	R	H	E
LSU	2	0	0	3	0	0	0	0	1	6	6	5
Baylor	1	0	2	1	0	3	0	2	X	9	11	1

WP-Voelker, Matt (1-1) Save-Marriott, Mason(2) LP-Paul Gervase (1-1) T-3:51 A-12577  
HR LSU - Jacob Berry  
HR BU - Pineda, Jack

Mar 09, 2022 at Abilene, Texas

Score by Innings	1	2	3	4	5	6	7	8	9	R	H	E
Baylor	2	1	0	0	0	0	0	3	0	6	7	1
Abilene Christian	1	0	0	0	0	0	2	1	0	4	8	1

WP-Oliver, Hambleton (1-0) Save-Marriott, Mason(3) LP-Riley Bauman (0-1) T-3:3 A-837 A-837  
HR BU - Neumann, Casen (1)

Mar 12, 2022 at Waco, Texas

Score by Innings	1	2	3	4	5	6	7	8	9	R	H	E
Columbia	0	0	0	0	0	0	0	0	0	0	5	0
Baylor	2	0	1	0	0	0	0	0	X	3	9	0

WP-Thomas, Tyler (3-1) Save-Marriott, Mason(4) LP-Higgins,Sean (1-2) T-2:20 A-0

Mar 12, 2022 at Waco, Texas

Score by Innings	1	2	3	4	5	6	7	8	9	R	H	E
Columbia	0	0	1	0	3	1	4	1	1	11	13	1
Baylor	0	2	2	0	0	0	0	0	0	4	10	2

WP-May,Saajan (1-0) LP-Oliver, Hambleton (1-1) T-3:35 A-1180  
HR COL - Schott, Hayden (1)  
HR BU - McKenzie, Jared (1)

SEASON REVIEW

## 2022 LINE SCORES



### 2022 Baylor Bears Baseball Game Results for Baylor (as of Feb 08, 2023) (All games)



Mar 13, 2022 at Waco, Texas

Score by Innings	1	2	3	4	5	6	7	8	9	10	R	H	E
Columbia	1	0	0	0	0	1	0	1	0	0	3	8	0
Baylor	0	0	2	0	0	1	0	0	0	1	4	8	1

WP-Marriott, Mason (1-0) LP-Ogden,JD (0-2) T-3:10 A-1676  
HR BU - Richardson, Tre (2)

Mar 15, 2022 at Huntsville, Texas

Score by Innings	1	2	3	4	5	6	7	8	9	R	H	E
Baylor	2	2	0	5	0	0	0	0	1	10	12	0
Sam Houston	0	2	0	0	2	3	0	1	3	11	14	5

WP-Coldiron, Gavi (1-0) LP-Voelker, Matt (1-2) T-3:48 A-1214

Mar 18, 2022 at Waco, Texas

Score by Innings	1	2	3	4	5	6	7	8	9	R	H	E
TCU	0	0	0	0	1	0	1	1	0	3	8	1
Baylor	0	0	0	0	0	0	0	0	0	0	2	1

WP-Cornelio, Riley (2-1) Save-Ridings, River(5) LP-Thomas, Tyler (3-2) T-2:59 A-2309  
HR TCU - Sacco, Tommy (2)

Mar 19, 2022 at Waco, Texas

Score by Innings	1	2	3	4	5	6	7	8	9	10	11	R	H	E
TCU	0	0	5	0	0	0	0	0	3	0	3	11	10	3
Baylor	2	0	2	2	0	0	0	2	0	0	1	9	17	2

WP-Savage, Luke (1-0) Save-Ridings, River(6) LP-Voelker, Matt (1-3) T-4:35 A-3066  
HR BU - McKenzie, Jared (2), Nevin, Kyle (3), Groves, Ian

Mar 20, 2022 at Waco, Texas

Score by Innings	1	2	3	4	5	6	7	8	9	R	H	E
TCU	0	0	0	0	0	0	1	2	0	3	7	1
Baylor	1	2	0	0	1	0	2	1	X	7	14	0

WP-Rigney, Will (1-0) Save-Oliver, Hambleton(1) LP-Brown, Cam (2-2) T-3:32 A-2011  
HR TCU - Taylor, Brayden (3), Bishop, David (4)

Mar 22, 2022 at Waco, Texas

Score by Innings	1	2	3	4	5	6	7	8	9	R	H	E
UTSA	0	2	0	0	0	0	0	0	0	2	5	0
Baylor	0	0	1	0	0	0	0	0	2	3	6	1

WP-Jackson, Jake (2-2) LP-Simon Miller (1-2) T-3:26 A-1393

Mar 25, 2022 at Norman, Okla.

Score by Innings	1	2	3	4	5	6	7	8	9	R	H	E
Baylor	0	2	0	0	0	0	0	1	0	3	9	1
Oklahoma	0	1	2	0	0	0	2	0	X	5	7	2

WP-Bennett, J. (2-0) Save-Michael, T.(4) LP-Thomas, Tyler (3-3) T-3:05 A-1306  
HR OU - Brown, T. (2), McGwire, M. (1)





# 2022 LINE SCORES



## 2022 Baylor Bears Baseball Game Results for Baylor (as of Feb 08, 2023) (All games)



Mar 26, 2022 at Norman, Okla.

Score by Innings	1	2	3	4	5	6	7	8	9	R	H	E
Baylor	0	0	0	1	1	1	0	2	0	5	10	2
Oklahoma	0	0	0	0	0	1	0	4	4	9	8	1

WP-Abram, B. (1-0) LP-Voelker, Matt (1-4) T-2:48 A-1334  
HR BU - Nevin, Kyle (4)  
HR OU - Graham, P. (4), Tredaway, T. (1)

Mar 27, 2022 at Norman, Okla.

Score by Innings	1	2	3	4	5	6	7	8	9	R	H	E
Baylor	3	0	1	1	2	1	5	0	3	16	14	2
Oklahoma	0	2	0	2	3	0	0	0	1	8	11	5

WP-Caley, Cam (1-0) Save-Jackson, Jake(1) LP-Atwood, C. (2-3) T-3:52 A-1017  
HR BU - Richardson, Tre (3)  
HR OU - Graham, P. (5), Crooks, J. (1)

Mar 29, 2022 at Waco, Texas

Score by Innings	1	2	3	4	5	6	7	8	9	R	H	E
UT Arlington	0	0	1	3	0	3	0	1	1	9	11	1
Baylor	0	8	0	3	3	0	1	0	X	15	16	1

WP-Garcia, Brett (1-0) LP-Citelli, Cade (0-3) T-3:22 A-1458  
HR UTA - Ponce, Oscar (1)  
HR BU - Pineda, Jack (2), Neumann, Casen (2)

Apr 01, 2022 at Waco, Texas

Score by Innings	1	2	3	4	5	6	7	8	9	R	H	E
ETSU	1	0	0	0	0	0	0	0	0	1	8	3
Baylor	0	5	1	0	1	2	5	1	X	15	14	2

WP-Thomas, Tyler (4-3) LP-Hunter Loyd (3-1) T-2:43 A-1711  
HR BU - McKenzie, Jared, Groves, Ian

Apr 02, 2022 at Waco, Texas

Score by Innings	1	2	3	4	5	6	7	8	9	R	H	E
ETSU	1	0	2	0	0	0	1	3	0	7	13	1
Baylor	3	2	0	0	0	0	2	1	X	8	7	0

WP-Marriott, Mason (2-0) LP-Nathaniel Tate (1-3) T-3:00 A-2684  
HR ETSU - Tommy Barth (3)  
HR BU - Wehsener, Chase (2)

Apr 03, 2022 at Waco, Texas

Score by Innings	1	2	3	4	5	6	7	8	9	R	H	E
ETSU	1	0	0	0	1	0	1	0	1	4	11	2
Baylor	2	0	4	0	0	0	0	1	X	7	8	0

WP-Rigney, Will (2-0) Save-Marriott, Mason(5) LP-Landon Smiddy (1-3) T-2:37 A-1622  
HR ETSU - Bryce Hodge 2 (6)

Apr 05, 2022 at Dallas, Texas

Score by Innings	1	2	3	4	5	6	7	8	9	R	H	E
Baylor	0	0	0	0	3	1	2	0	0	6	10	1
DBU	0	1	6	0	0	0	4	0	X	11	12	0

WP-Heaton, Zach (2-1) LP-Voelker, Matt (1-5) T-3:15 A-1819  
HR DBU - Wroblewski, Ryan (2), Santos, Miguel (3), Specht, George (7)

SEASON REVIEW

## 2022 LINE SCORES



### 2022 Baylor Bears Baseball Game Results for Baylor (as of Feb 08, 2023) (All games)



Apr 08, 2022 at Morgantown, W.Va.

Score by Innings	1	2	3	4	5	6	7	8	9	R	H	E
Baylor	0	0	3	2	0	1	0	0	0	6	9	2
West Virginia	0	3	0	1	0	0	0	2	1	7	10	1

WP-Braithwaite, Trey (2-0) LP-Marriott, Mason (2-1) T-3:59 A-2291  
HR WVU - Holbrook, McGwire

Apr 09, 2022 at Morgantown, W.Va.

Score by Innings	1	2	3	4	5	6	7	8	9	R	H	E
Baylor	1	0	0	0	0	1	0	0	2	4	8	0
West Virginia	2	0	0	0	0	3	3	0	X	8	9	1

WP-Hampton, Ben (5-2) Save-Ottinger, Zach(1) LP-Andrade, Kobe (2-1) T-2:26 A-2463  
HR BU - McKenzie, Jared

Apr 10, 2022 at Morgantown, W.Va.

Score by Innings	1	2	3	4	5	6	7	8	9	R	H	E
Baylor	0	0	0	5	0	0	0	0	0	5	3	0
West Virginia	4	2	0	0	0	1	0	0	X	7	13	0

WP-Sleeper, Chris (2-4) Save-Braithwaite, Trey(3) LP-Jackson, Jake (2-3) T-3:0 A-2652 A-2652  
HR WVU - Davis, Austin

Apr 12, 2022 at San Marcos, Texas

Score by Innings	1	2	3	4	5	6	7	8	9	R	H	E
Baylor	2	0	0	1	0	0	0	0	1	4	8	1
Texas State	1	2	2	5	0	0	1	0	X	11	13	2

WP-Wofford, Otto (3-0) LP-Cone, Henry (0-1) T-3:25 A-2047  
HR TXST - Gonzalez, Jose (2), Thompson, Justin (6), Faison, Wesley (6)

Apr 14, 2022 at Waco, Texas

Score by Innings	1	2	3	4	5	6	7	8	9	R	H	E
Kansas	0	1	0	0	2	0	0	0	0	3	8	0
Baylor	1	0	0	0	1	0	0	0	0	2	7	0

WP-Hegarty, Daniel (4-3) LP-Rigney, Will (2-1) T-2:28 A-1739  
HR KU - Lichty, Tom (3)  
HR BU - Pineda, Jack (3)

Apr 15, 2022 at Waco, Texas

Score by Innings	1	2	3	4	5	6	7	8	9	R	H	E
Kansas	0	0	1	0	0	0	0	1	0	2	4	1
Baylor	2	5	2	2	0	5	3	0	X	19	22	0

WP-Andrade, Kobe (3-1) LP-Larsen, Cole (1-6) T-2:50 A-1749  
HR KU - Upshaw, Caleb (6)  
HR BU - McKenzie, Jared (5), Nevin, Kyle (5)

Apr 16, 2022 at Waco, Texas

Score by Innings	1	2	3	4	5	6	7	8	9	R	H	E
Kansas	0	0	2	1	1	0	0	1	0	5	13	1
Baylor	0	0	2	0	1	1	2	0	X	6	10	0

WP-Voelker, Matt (2-5) Save-Freeman, Chandler(1) LP-Hewlett, Stone (1-1) T-2:5 A-1827 A-1827  
HR KU - McMurray, Cooper (4)  
HR BU - Pineda, Jack (4), Nevin, Kyle (6)

# 2022 LINE SCORES



## 2022 Baylor Bears Baseball Game Results for Baylor (as of Feb 08, 2023) (All games)



Apr 18, 2022 at Waco, Texas

Score by Innings	1	2	3	4	5	6	7	8	9	R	H	E
Lamar	0	0	0	0	0	1	0	0	0	1	8	1
Baylor	1	0	2	0	0	1	0	1	X	5	7	1

WP-Caley, Cam (2-0) LP-Buckendorff, J. (1-2) T-3:07 A-1553  
HR BU - Nevin, Kyle (7)

Apr 19, 2022 at Waco, Texas

Score by Innings	1	2	3	4	5	6	7	8	9	R	H	E
Sam Houston	0	0	1	3	0	0	0	1	0	5	16	2
Baylor	0	0	1	2	0	4	1	1	X	9	11	2

WP-Jackson, Jake (3-3) Save-Voelker, Matt(2) LP-Coldiron, Gavi (1-3) T-3:07 A-1514  
HR SHSU - Loyd, Easton (2), MacKenzie, Anthony (1)  
HR BU - Groves, Ian (3)

Apr 22, 2022 at Austin, Texas

Score by Innings	1	2	3	4	5	6	7	8	9	R	H	E
Baylor	0	0	1	0	0	0	0	0	0	1	7	0
Texas	0	3	3	7	3	1	3	0	X	20	20	0

WP-Hansen, Pete (7-1) LP-Rigney, Will (2-2) T-3:18 A-7300  
HR UT - Hodo III, Douglas, Melendez, Ivan, Ardoin, Silas, Schuessler, Kimble, Messinger, Skyler

Apr 23, 2022 at Austin, Texas

Score by Innings	1	2	3	4	5	6	7	8	9	R	H	E
Baylor	0	2	1	0	0	1	0	0	0	4	8	1
Texas	0	1	1	4	2	2	3	0	X	13	16	0

WP-Stevens, Tristan (5-4) LP-Andrade, Kobe (3-2) T-2:59 A-7177  
HR BU - McKenzie, Jared 2  
HR UT - Hodo III, Douglas, Melendez, Ivan, Ardoin, Silas, Faltine, Trey

Apr 24, 2022 at Austin, Texas

Score by Innings	1	2	3	4	5	6	7	8	9	R	H	E
Baylor	1	0	1	0	0	2	0	0	0	4	7	2
Texas	3	1	0	3	2	1	0	3	X	13	12	0

WP-Gordon, Lucas (4-1) LP-Thomas, Tyler (4-4) T-3:32 A-7063  
HR BU - Nevin, Kyle  
HR UT - Todd, Austin, Melendez, Ivan 2, Stehly, Murphy, Messinger, Skyler

Apr 26, 2022 at Waco, Texas

Score by Innings	1	2	3	4	5	6	7	8	9	R	H	E
Incarnate Word	2	0	0	0	1	4	0	0	0	7	8	0
Baylor	0	1	1	0	0	0	3	3	X	8	11	0

WP-Voelker, Matt (3-5) LP-Hayward, Steve (1-4) T-3:44 A-1435  
HR UIW - Gonzalez, Roberto (3), Brannan, Nixon (2)

Apr 29, 2022 at Waco, Texas

Score by Innings	1	2	3	4	5	6	7	8	9	R	H	E
Texas Tech	1	0	4	0	0	1	0	0	1	7	10	0
Baylor	0	0	1	0	0	0	0	0	0	1	4	0

WP-Andrew Morris (6-0) LP-Jackson, Jake (3-4) T-2:48 A-2217  
HR TTU - Owen Washburn (6)

SEASON REVIEW

## 2022 LINE SCORES



**2022 Baylor Bears Baseball  
Game Results for Baylor (as of Feb 08, 2023)  
(All games)**



Apr 30, 2022 at Waco, Texas

Score by Innings	1	2	3	4	5	6	7	8	9	R	H	E
------------------	---	---	---	---	---	---	---	---	---	---	---	---

Texas Tech	0	5	0	0	0	0	3	0	3	-	<b>11</b>	<b>12</b>	<b>0</b>
------------	---	---	---	---	---	---	---	---	---	---	-----------	-----------	----------

Baylor	0	0	1	0	0	0	0	0	0	-	<b>1</b>	<b>7</b>	<b>1</b>
--------	---	---	---	---	---	---	---	---	---	---	----------	----------	----------

WP-Brandon Birdsell (7-2) LP-Andrade, Kobe (3-3) T-3:08 A-2815

HR TTU - Kurt Wilson (11)

HR BU - Schoenvogel, Jacob (1)

May 01, 2022 at Waco, Texas

Score by Innings	1	2	3	4	5	6	7	8	9	R	H	E
------------------	---	---	---	---	---	---	---	---	---	---	---	---

Texas Tech	1	0	1	0	2	1	0	2	0	-	<b>7</b>	<b>10</b>	<b>1</b>
------------	---	---	---	---	---	---	---	---	---	---	----------	-----------	----------

Baylor	3	4	0	4	0	0	0	0	X	-	<b>11</b>	<b>13</b>	<b>2</b>
--------	---	---	---	---	---	---	---	---	---	---	-----------	-----------	----------

WP-Voelker, Matt (4-5) LP-Trendan Parish (2-2) T-3:34 A-2073

HR TTU - Cole Stilwell (7), Jace Jung (13), Ty Coleman (8)

May 03, 2022 at Waco, Texas

Score by Innings	1	2	3	4	5	6	7	8	9	R	H	E
------------------	---	---	---	---	---	---	---	---	---	---	---	---

Tarleton	0	0	0	0	0	1	0	0	1	-	<b>2</b>	<b>4</b>	<b>4</b>
----------	---	---	---	---	---	---	---	---	---	---	----------	----------	----------

Baylor	3	2	0	0	0	3	0	0	X	-	<b>8</b>	<b>9</b>	<b>1</b>
--------	---	---	---	---	---	---	---	---	---	---	----------	----------	----------

WP-Caley, Cam (3-0) LP-Adams, Aiden (2-3) T-2:42 A-1562

May 13, 2022 at Manhattan, Kan.

Score by Innings	1	2	3	4	5	6	7	8	9	R	H	E
------------------	---	---	---	---	---	---	---	---	---	---	---	---

Baylor	0	0	1	0	3	0	0	0	0	-	<b>4</b>	<b>8</b>	<b>0</b>
--------	---	---	---	---	---	---	---	---	---	---	----------	----------	----------

Kansas State	0	0	0	0	0	1	0	1	0	-	<b>2</b>	<b>9</b>	<b>2</b>
--------------	---	---	---	---	---	---	---	---	---	---	----------	----------	----------

WP-Jackson, Jake (4-4) Save-Voelker, Matt(3) LP-Adams, Blake (5-5) T-2:35 A-1763

HR KSU - Phillips, Dylan (13)

May 14, 2022 at Manhattan, Kan.

Score by Innings	1	2	3	4	5	6	7	8	9	R	H	E
------------------	---	---	---	---	---	---	---	---	---	---	---	---

Baylor	0	0	0	2	3	0	0	0	0	-	<b>5</b>	<b>7</b>	<b>0</b>
--------	---	---	---	---	---	---	---	---	---	---	----------	----------	----------

Kansas State	2	3	0	0	0	0	2	0	X	-	<b>7</b>	<b>14</b>	<b>2</b>
--------------	---	---	---	---	---	---	---	---	---	---	----------	-----------	----------

WP-Corsentino, Blake (4-5) Save-Phillips, Dylan(5) LP-Marriott, Mason (0-1) T- A-1587 A-1587 n

HR BU - Richardson, Tre (4), McKenzie, Jared (8)

HR KSU - Mitchell, Justin (5)

May 15, 2022 at Manhattan, Kan.

Score by Innings	1	2	3	4	5	6	7	8	9	R	H	E
------------------	---	---	---	---	---	---	---	---	---	---	---	---

Baylor	2	1	1	0	1	0	0	0	0	-	<b>5</b>	<b>9</b>	<b>1</b>
--------	---	---	---	---	---	---	---	---	---	---	----------	----------	----------

Kansas State	1	0	0	0	0	0	0	6	X	-	<b>7</b>	<b>7</b>	<b>0</b>
--------------	---	---	---	---	---	---	---	---	---	---	----------	----------	----------

WP-Ruhl, Ty (4-2) Save-Phillips, Dylan(6) LP-Voelker, Matt (4-6) T-2:56 A-1645

HR BU - McKenzie, Jared (9)

HR KSU - Goodwin, Nick (9), Rugely, Cash (2)

May 17, 2022 at Waco, Texas

Score by Innings	1	2	3	4	5	6	7	R	H	E
------------------	---	---	---	---	---	---	---	---	---	---

SFA	0	0	0	0	0	0	0	-	<b>0</b>	<b>3</b>	<b>1</b>
-----	---	---	---	---	---	---	---	---	----------	----------	----------

Baylor	1	0	9	0	1	1	X	-	<b>12</b>	<b>13</b>	<b>1</b>
--------	---	---	---	---	---	---	---	---	-----------	-----------	----------

WP-Caley, Cam (4-0) LP-Patrick Kudelka (1-2) T-2:11 A-1426

HR BU - Pineda, Jack (5), Groves, Ian (4)



## 2022 LINE SCORES



### 2022 Baylor Bears Baseball Game Results for Baylor (as of Feb 08, 2023) (All games)



May 19, 2022 at Waco, Texas

Score by Innings	1	2	3	4	5	6	7	8	9	R	H	E	
Oklahoma St.	0	2	2	2	3	0	2	0	0	-	<b>11</b>	<b>18</b>	<b>3</b>
Baylor	1	0	0	1	0	1	8	0	2	-	<b>13</b>	<b>11</b>	<b>2</b>

WP-Muirhead, Adam (1-0) LP-Morrill, Hueston (1-2) T-3:46 A-1515

HR OSU - Doersching, Griffin (11), McLean, Nolan (13), Trenkle, Caeden (6)

HR BU - McKenzie, Jared 2 (11), Valdez, Antonio (1)

May 20, 2022 at Waco, Texas

Score by Innings	1	2	3	4	5	6	7	8	9	R	H	E	
Oklahoma St.	1	0	0	0	4	1	1	1	3	-	<b>11</b>	<b>15</b>	<b>1</b>
Baylor	1	0	0	0	4	0	0	0	0	-	<b>5</b>	<b>10</b>	<b>1</b>

WP-Campbell, Justin (8-2) LP-Marriott, Mason (2-3) T-3:14 A-1742

HR OSU - Ehrhard, Zach (2), Thompson, Jake (13), Mendham, David (9), Brown, Marcus (4)

HR BU - Pineda, Jack (6)

May 21, 2022 at Waco, Texas

Score by Innings	1	2	3	4	5	6	7	8	9	R	H	E	
Oklahoma St.	0	0	1	0	1	0	3	4	0	-	<b>9</b>	<b>15</b>	<b>1</b>
Baylor	3	0	0	0	0	0	0	2	X	-	<b>5</b>	<b>7</b>	<b>1</b>

WP-Stone, Mitchell (2-0) Save-McLean, Nolan(5) LP-Voelker, Matt (4-7) T-4:19 A-1858

HR OSU - Ehrhard, Zach (3)

HR BU - Pineda, Jack (7)

May 25, 2022 at Arlington, Texas

Score by Innings	1	2	3	4	5	6	7	8	9	R	H	E	
Baylor	1	0	0	0	0	1	0	0	0	-	<b>2</b>	<b>5</b>	<b>0</b>
TCU	0	0	0	0	0	2	0	2	X	-	<b>4</b>	<b>7</b>	<b>0</b>

WP-Mihlbauer, Augie (3-0) Save-Wright, Garrett(3) LP-Golomb, Grant (0-1) T-2:5 A-0 A-0

May 26, 2022 at Arlington, Texas

Score by Innings	1	2	3	4	5	6	7	R	H	E	
Baylor	0	0	1	0	0	0	0	-	<b>1</b>	<b>3</b>	<b>2</b>
Oklahoma St.	0	1	3	2	0	2	3	-	<b>11</b>	<b>16</b>	<b>1</b>

WP-Campbell, Justin (9-2) LP-Jackson, Jake (4-5) T-2:20 A-0

HR OSU - Riggio, Roc (7), Doersching, Griffin (12)

SEASON REVIEW

## 2022 MISCELLANEOUS



**2022 Baylor Bears Baseball  
Miscellaneous Stats for Baylor (as of Feb 08, 2023)  
(All games)**



<b>Multiple Hit Games</b>	<b>2</b>	<b>3</b>	<b>4</b>	<b>5+</b>	<b>Total</b>
2 Pineda, Jack	14	4	2	-	20
18 McKenzie, Jared	10	7	-	-	17
0 Richardson, Tre	10	5	2	-	17
23 Nevin, Kyle	12	4	-	1	17
37 Wehsener, Chase	8	2	-	-	10
12 Cardoza-Oquendo,	8	1	-	-	9
8 Caley, Harrison	6	2	-	-	8
9 Gonzales, Alex	4	-	-	-	4
44 Neumann, Casen	2	1	-	-	3
20 Caley, Cam	2	1	-	-	3
25 Castle, Cortlan	3	-	-	-	3
42 Schoenvogel, Jacob	3	-	-	-	3
3 Valdez, Antonio	3	-	-	-	3
21 Balsano, Nicolas	1	-	-	-	1
47 Wimpee, Beau	1	-	-	-	1
TEAM	87	27	4	1	119

<b>Multiple RBI Games</b>	<b>2</b>	<b>3</b>	<b>4</b>	<b>5+</b>	<b>Total</b>
18 McKenzie, Jared	8	2	2	1	13
23 Nevin, Kyle	9	2	2	-	13
0 Richardson, Tre	8	3	-	-	11
2 Pineda, Jack	4	3	1	-	8
37 Wehsener, Chase	5	-	2	-	7
12 Cardoza-Oquendo,	4	1	-	-	5
44 Neumann, Casen	2	1	-	-	3
42 Schoenvogel, Jacob	3	-	-	-	3
8 Caley, Harrison	2	1	-	-	3
25 Castle, Cortlan	2	-	-	-	2
20 Caley, Cam	1	1	-	-	2
3 Valdez, Antonio	2	-	-	-	2
47 Wimpee, Beau	1	-	-	-	1
9 Gonzales, Alex	1	-	-	-	1
14 Groves, Ian	-	1	-	-	1
TEAM	52	15	7	1	75

<b>Hitting Streaks</b>	<b>Longest</b>	<b>Current</b>
23 Nevin, Kyle	10	-
0 Richardson, Tre	9	-
37 Wehsener, Chase	6	1
3 Valdez, Antonio	6	6
8 Caley, Harrison	6	1
18 McKenzie, Jared	6	-
12 Cardoza-Oquendo,	5	-
44 Neumann, Casen	5	-
2 Pineda, Jack	5	-
20 Caley, Cam	4	-
47 Wimpee, Beau	3	-
42 Schoenvogel, Jacob	3	1
14 Groves, Ian	2	-
9 Gonzales, Alex	2	-
25 Castle, Cortlan	2	2
21 Balsano, Nicolas	2	-
13 Grebeck, Cody	1	-
19 Currington, Cade	1	-
10 Andrade, Kobe	1	-
1 Rodriguez, Nolan	1	1

<b>Reached Base Streaks</b>	<b>Longest</b>	<b>Current</b>
0 Richardson, Tre	26	-
18 McKenzie, Jared	23	-
23 Nevin, Kyle	21	-
2 Pineda, Jack	20	-
42 Schoenvogel, Jacob	13	2
37 Wehsener, Chase	12	2
12 Cardoza-Oquendo,	12	-
8 Caley, Harrison	9	1
44 Neumann, Casen	7	-
14 Groves, Ian	7	-
3 Valdez, Antonio	6	6
13 Grebeck, Cody	5	-
19 Currington, Cade	4	-
9 Gonzales, Alex	4	-
20 Caley, Cam	4	-
25 Castle, Cortlan	3	2
10 Andrade, Kobe	3	-
47 Wimpee, Beau	3	-
21 Balsano, Nicolas	2	-
1 Rodriguez, Nolan	2	2

**2022 MISCELLANEOUS**

**2022 Baylor Bears Baseball  
 Miscellaneous Stats for Baylor (as of Feb 08, 2023)  
 (All games)**

**Starting Lineup By Position  
 (Team W-L record when starter)**

PITCHER:		
27 Jackson, Jake	10	(3-7)
16 Thomas, Tyler	9	(4-5)
10 Andrade, Kobe	9	(3-6)
15 Rigney, Will	8	(5-3)
22 Helton, Blake	5	(1-4)
20 Caley, Cam	3	(3-0)
35 Garcia, Brett	2	(2-0)
54 Cone, Henry	2	(1-1)
34 Needham, Anders	1	(1-0)
40 Voelker, Matt	1	(0-1)
38 Freeman, Chandle	1	(1-0)
49 Golomb, Grant	1	(0-1)
29 Muirhead, Adam	1	(1-0)
24 Marriott, Mason	1	(1-0)
CATCHER:		
8 Caley, Harrison	42	(20-22)
25 Castle, Cortlan	12	(6-6)
FIRST BASE:		
37 Wehsener, Chase	40	(20-20)
23 Nevin, Kyle	14	(6-8)
SECOND BASE:		
0 Richardson, Tre	54	(26-28)
THIRD BASE:		
12 Cardoza-Oquendo,	51	(25-26)
13 Grebeck, Cody	2	(1-1)
9 Gonzales, Alex	1	(0-1)
SHORTSTOP:		
2 Pineda, Jack	54	(26-28)
LEFT FIELD:		
9 Gonzales, Alex	28	(14-14)
20 Caley, Cam	14	(6-8)
10 Andrade, Kobe	5	(3-2)
3 Valdez, Antonio	4	(2-2)
42 Schoenvogel, Jaco	3	(1-2)
CENTER FIELD:		
18 McKenzie, Jared	54	(26-28)
RIGHT FIELD:		
23 Nevin, Kyle	40	(20-20)
42 Schoenvogel, Jaco	14	(6-8)
DESIGNATED HITTER:		
44 Neumann, Casen	21	(10-11)
3 Valdez, Antonio	15	(7-8)
14 Groves, Ian	11	(6-5)
19 Currington, Cade	3	(3-0)
21 Balsano, Nicolas	2	(0-2)
47 Wimpee, Beau	2	(0-2)

**Starting Lineup By Lineup Spot  
 (Team W-L record when starter)**

LEADOFF:		
2 Pineda, Jack	49	(24-25)
0 Richardson, Tre	5	(2-3)
2ND SPOT:		
0 Richardson, Tre	49	(24-25)
2 Pineda, Jack	5	(2-3)
3RD SPOT:		
18 McKenzie, Jared	43	(21-22)
23 Nevin, Kyle	11	(5-6)
CLEANUP:		
23 Nevin, Kyle	43	(21-22)
18 McKenzie, Jared	9	(4-5)
37 Wehsener, Chase	2	(1-1)
5TH SPOT:		
37 Wehsener, Chase	24	(11-13)
44 Neumann, Casen	13	(7-6)
3 Valdez, Antonio	12	(5-7)
21 Balsano, Nicolas	2	(0-2)
14 Groves, Ian	2	(2-0)
18 McKenzie, Jared	1	(1-0)
6TH SPOT:		
37 Wehsener, Chase	14	(8-6)
20 Caley, Cam	10	(3-7)
44 Neumann, Casen	8	(3-5)
3 Valdez, Antonio	6	(4-2)
14 Groves, Ian	6	(2-4)
12 Cardoza-Oquendo,	5	(3-2)
19 Currington, Cade	2	(2-0)
18 McKenzie, Jared	1	(0-1)
47 Wimpee, Beau	1	(0-1)
25 Castle, Cortlan	1	(1-0)
7TH SPOT:		
8 Caley, Harrison	23	(8-15)
9 Gonzales, Alex	9	(7-2)
12 Cardoza-Oquendo,	8	(3-5)
10 Andrade, Kobe	4	(2-2)
20 Caley, Cam	4	(3-1)
14 Groves, Ian	3	(2-1)
3 Valdez, Antonio	1	(0-1)
25 Castle, Cortlan	1	(0-1)
13 Grebeck, Cody	1	(1-0)
8TH SPOT:		
12 Cardoza-Oquendo,	29	(16-13)
42 Schoenvogel, Jaco	14	(6-8)
9 Gonzales, Alex	3	(1-2)
8 Caley, Harrison	3	(1-2)
10 Andrade, Kobe	1	(1-0)
25 Castle, Cortlan	1	(0-1)
13 Grebeck, Cody	1	(0-1)
19 Currington, Cade	1	(1-0)
47 Wimpee, Beau	1	(0-1)
9TH SPOT:		
9 Gonzales, Alex	17	(6-11)
8 Caley, Harrison	16	(11-5)
25 Castle, Cortlan	9	(5-4)
12 Cardoza-Oquendo,	9	(3-6)
42 Schoenvogel, Jaco	3	(1-2)

SEASON REVIEW

## PROGRAM HISTORY

### THE EARLY YEARS

Baylor's first season of baseball was in 1902. Baseball was the school's second varsity sport, following football by three years. The 2022 season is Baylor's 118th baseball season; the school did not field a team from 1943 to 1945 due to World War II.

The Bears finished the 1902 season 5-9 under the direction of coach/player J.C. Ewing, R.N. Watts coached Baylor the next two seasons before Lee Carroll led the Bears to a 12-7 mark, the program's first winning season, in 1905.

In 1906, L.F. Bursleson was named head coach, a position he held for three seasons. After E.J. Mills coached Baylor in 1909, Ralph Glaze, who at the same time coached Baylor's men's basketball team, was named head coach. Glaze posted a 54-27 record in four seasons, including a 16-0 mark in 1912.

C.P. "Bubs" Mosley became the program's seventh head coach in 1914 and guided the Bears through the remainder of the teens. Mosley's second season was the first of competition in the Southwest Conference. The Bears placed fourth in the first SWC season with a 5-7 record. Baylor's best season under Mosley was 1916, in which the Bears posted a 13-7 overall record and finished second in the SWC at 6-4.

### BETWEEN THE WARS

Frank Bridges, who also served as Baylor's head football coach from 1920 to 1925, was named head coach in 1920 and began the most successful era of the program's first quarter century. Baylor posted a winning record in six of Bridges' eight seasons as head coach, winning the Southwest Conference title in 1923 and reaching the 16-win plateau for just the third time in the program's young history in 1924.

In 1920, the Bears started the season 12-2 overall and 8-1 in SWC play. Baylor entered the season's final week leading the conference standings. However, the Bears dropped four straight games to Texas in that final week and finished the year third in the league.

Three years later, Baylor started SWC play 1-3 but won 13 of its final 15 conference games to win the 1923 Southwest Conference title, the program's first conference title and its last outright conference title for more than three-quarters of a century. The Bears swept a four-game series against Texas A&M in mid-season. In the campaign's final week, the Bears needed to win only two of four games against Texas to win the title. After dropping both games at Austin, Baylor posted wins of 6-2 and 5-3 over the Longhorns in Waco to claim the conference crown.

The 1923 team featured a lanky right-handed pitcher named Ted Lyons. A native of Vinton, La., Lyons earned All-Southwest Conference honors in 1922 and 1923. He then signed with the Chicago White Sox and went directly to the Major Leagues. Lyons, who also was Baylor's first all-conference honoree in basketball, enjoyed a 21-year career with the White Sox. A 1937 All-Star, Lyons was inducted into the Baseball Hall of Fame in 1955. To this date, he remains the lone player from the Southwest Conference's 82-year history to be inducted into Cooperstown.

The SWC began naming all-conference players in 1922. Lyons and outfielder R.M. Crosby were Baylor's first All-SWC players. The following year, Lyons became the program's first two-time all-conference honoree. In 1925, pitcher Carl Freeze became the program's first three-time selection.

In 1928, the Morley Jennings era of Baylor baseball began. Jennings, who graduated from Mississippi State University, was the first Baylor baseball head coach to have graduated from a school other than Baylor. Jennings also served as Baylor's football head coach from 1926 to 1940. In his first season, Jennings led the Bears to a 16-4 overall record and a second-place SWC finish at 11-4, falling to Texas on the season's final day to miss out on the conference title.

Baylor won at least 10 games in each of Jennings' first five seasons, including a 14-6 mark in 1929. Baylor's success in the first three years under Jennings continued into the 1930s as the Bears won 10 games in each of the decade's first two seasons. However, the middle years of the decade were slim; Baylor suffered three consecutive losing seasons from 1933 to 1935 before rebounding for a 9-7 mark in 1936. The following year, Jennings led the Bears to a 12-6 mark and a third-place finish in the SWC, Baylor's best conference finish since 1931.

Jennings coached Baylor through the 1939 season, guiding the Bears to a 13-4-2 mark in 1938 and an 11-7 record in his final year.

In 1940, Lloyd Russell became Baylor's 10th head coach. Russell guided the Bears for two seasons in his first stint as head coach before Floyd Crow was named head coach for the 1942 season.

### THE POST-WAR ERA

Baylor posted a 12-9 record in 1946, the program's first season after a three-year hiatus during World War II. A.E. "Pete" Jones was the Bears' head coach coming out of the war and remained so through the 1950 season. The Bears finished third or better in the SWC standings in five of Jones' six seasons, including a second-place finish in 1946.

In 1948, Baylor competed in the NCAA Tournament for the first time in school history. With a 16-9 record and a third-place finish in the Southwest Conference, the Bears earned a berth in the NCAA Western Regional at Denver, Colo. Baylor fell to Southern California 8-0 in the opening round but rebounded for wins over Colorado State (13-4) and Oklahoma State (9-8). The Bears were then eliminated from the double-elimination tournament the following day, falling again to eventual national champion USC 16-3.

The Bears finished 17-12 in 1949 and again placed third in the conference standings; however, they did not earn a second straight NCAA bid. In 1950, Jones' final season, Baylor reached the 20-win plateau for the first time ever, going 20-10.

Vic Bradford served as Baylor's head coach in 1951, and Chuck Devereaux had a one-year stint in 1952. Jones returned as the Bears' skipper in 1953 and led Baylor to a third-place SWC finish.

Boyd "Jelly" SoRelle took over the program in 1954 and continued Baylor's post-war success. The Bears finished second in the SWC twice

during SoRelle's four seasons (1954 and 1956).

The early 1950s saw Baylor's first run of individual success. In 1952, catcher Larry Isbell became the program's first All-American, earning first-team honors from the American Baseball Coaches Association. Isbell also earned football All-America honors in 1951. Two years later, outfielder Mickey Sullivan was a first-team All-America selection, and the following year he became Baylor's first two-time All-American. To this day, Sullivan remains one of only three Bears to have earned All-America honors twice.

Lloyd Russell returned to the head coaching position in 1958. After sub-.500 seasons in each of his first two years back with the Bears, Russell guided Baylor to a 15-7 mark and a second-place tie in the SWC in 1960. The following year was one of Baylor's best to that point; the Bears finished the season 18-4-1 overall, 10-4-1 in SWC play and tied for second in the league standings. Despite not receiving an NCAA Tournament bid, Baylor finished the year ranked 25th nationally by Collegiate Baseball. It marked Baylor's first season-ending national ranking.

### THE SCHROEDER ERA

Dutch Schroeder became Baylor's 16th head coach prior to the 1962 season. After employing 15 different head coaches in the program's first 60 years, Baylor has employed only four since Schroeder's hiring.

Schroeder, for whom the Schroeder Plaza between Baylor Ballpark and Getteman Stadium was named, led the Bears to winning seasons in each of his first seven years as head coach, including a 17-7 mark in his inaugural campaign.

After the 1965 season, right-handed pitcher Fred Rath was a fourth-round Class AA selection of the Chicago White Sox. Rath, who appeared in eight games over the 1968 and 1969 seasons for the White Sox, was Baylor's first drafted player.

The high point of the Schroeder era came in 1966 when Baylor finished 18-10-1 and shared the Southwest Conference title with three other schools at 8-6-1. Baylor had a chance to win the conference outright, hosting its final five games of the season. The Bears blanked Rice 1-0 and 2-0 in the first two games, respectively, but the Owls got the better of the Bruins in the series finale 2-0. However, Baylor bounced back four days later, sweeping a doubleheader against SMU 2-1 and 7-3. While the SWC recognized Baylor, TCU, Texas and Texas A&M as co-champions, the SWC representative in the NCAA Tournament was determined by a coin flip, won by Texas.

Jim Rath and Joe Robinson made Baylor history March 5, 1966. The duo combined on a seven-inning no-hitter at Austin College, the first no-hitter in the program's history.

The Bears reached the 20-win plateau in each of Schroeder's final two seasons. Baylor amassed 21 wins, then a school record in 1973, Schroeder's final year as head coach.

### THE SULLIVAN ERA

Mickey Sullivan, who earned first-team All-America honors in 1953 and 1954, became Baylor's 17th head coach in 1974. The Bears





## PROGRAM HISTORY

posted winning seasons in all but three of Sullivan's school-record 21 years as Baylor's head coach.

Baylor's finest season to date came in 1977, Sullivan's fourth as head coach. The Bears finished 43-15 overall and placed third in the Southwest Conference at 15-9. After winning two of three against Texas to close the regular season, Baylor defeated Texas A&M once and Texas twice more to sweep through the SWC Tournament at Austin.

With an automatic bid to the NCAA Tournament, the Bears were sent to Arlington, Texas, for the South Central Regional played at historic Arlington Stadium. Baylor won its opening game against New Orleans 10-1 but then fell to Miami (Ohio) 7-3. The Bears rallied to defeat UNO again 7-1 and then defeated Miami twice to earn the program's first trip to Omaha.

Baylor's first opponent at the College World Series was South Carolina. The Bears dropped a tough 3-2 decision to the Gamecocks. The following day, Baylor was eliminated by Minnesota, again falling by one run 4-3. The Bears finished the season ranked seventh nationally, Baylor's highest final ranking until 2005.

Omaha must have been good to the Bears, because they returned the very next year. Baylor sustained the loss of three all-conference performers from the 1977 team, including All-American Steve Macko, and found itself barely above .500 at 22-17 in late April. However, the Bears posted a 10-game winning streak that included a sweep of the Southwest Conference Tournament for the second-consecutive year to earn a return trip to Arlington for the NCAA South Central Regional. The Bears posted two wins against Mississippi State and one against Texas-Pan American and punched their ticket for Omaha.

Again, the Bears had little luck at the College World Series, falling to Michigan 4-0 and Miami, Fla., 12-1. The season ended with the Bears ranked eighth nationally after a 32-19 campaign.

Sullivan was named Southwest Conference coach of the year in 1977 and 1978, the first and second of five such honors for the Bears' skipper.

Andy Beene became the first Baylor pitcher to throw a complete-game, nine-inning no-hitter on March 10, 1979. Beene had eight strikeouts in accomplishing the feat against Texas Tech.

Following the 1979 season, right-handed pitcher Jon Perlman became the first Baylor player drafted in the first round when the Chicago Cubs took him with the 12th overall selection. The Cubs drafted Perlman in the fifth round following the 1978 season, but he decided to return to Baylor. Perlman reached the Majors in three different seasons, one each with the Cubs, the San Francisco Giants and the Cleveland Indians.

Four years later, following the 1983 season, Baylor had four players drafted, which at the time was a program best. Included in that quartet was right-handed pitcher Stan Hilton, who was taken with the fifth overall selection by the Oakland Athletics. Hilton remains the highest-drafted player in Baylor baseball history. Also drafted that season was former Baylor head coach Steve Smith, who was selected in the fifth

round by the San Francisco Giants.

Baylor opened the 1984 season with 13-consecutive wins, the best start to a season since the 1912 team finished 16-0. The 13-game winning streak still ranks as the fifth-longest in the program's history.

The Bears finished 42-13 in 1985, Baylor's first 40-win season since its first in 1977. It was the first of two-consecutive 40-win seasons as the Bears went 40-22 in 1986. However, Baylor was shut out of the NCAA Tournament both seasons. Despite not receiving a postseason bid, the Bears finished the year ranked 21st nationally by Baseball America. The 1985 season included a program-record, 20-game winning streak from March 7 to March 26.

Right-handed pitcher Pat Combs became Baylor's third first-round draft selection following the 1988 season. Combs was taken with the 11th overall pick by the Philadelphia Phillies; he spent four seasons in the Majors, all with the Phillies, and posted a 17-17 record in 56 career starts.

Baylor reached the 40-win plateau again in 1991. At 40-16 following the regular season, the Bears dropped both games at the Southwest Conference Tournament in College Station, Texas. However, the NCAA still rewarded the Bears with an NCAA Regional selection. The NCAA also rewarded Baylor by sending the Bears to Wichita, Kan., home of the NCAA Midwest Regional and top-ranked Wichita State. After falling to California 8-3 in the opening round, the Bears were eliminated by eventual national runner-up Wichita State 13-7.

Right-handed pitcher Scott Ruffcorn became Baylor's fourth first-round draft pick following the season. He was selected with the 25th overall pick by the Chicago White Sox. Ruffcorn reached the Majors by 1993 and appeared in 30 career games over the next five seasons.

The Bears returned to postseason play in 1993. This time, the NCAA bid was automatic as the Bears defeated Texas Tech once and Texas twice to sweep the Southwest Conference Tournament. Baylor's destination was Baton Rouge, La., as the No. 2 seed in the NCAA South Regional at historic Alex Box Stadium on the Louisiana State campus. The Bears defeated Kent 4-1 in the opening round but fell to third-seeded South Alabama 9-3 in the second round. That set the stage for an elimination game against top-seeded LSU, which lost to Kent in the second round. The Bayou Bengals got the best of the Bears 13-6, ending Baylor's season. LSU went on to win its second of five national titles in a 10-year span.

Baylor had six players drafted following the 1993 season, at the time a program record.

The 1994 season was Baylor's last under Sullivan's leadership. The Bears sent their long-time skipper out in fashion, sweeping Houston at home in the season's final weekend. Sullivan's last game was the back end of a May 1 doubleheader. After defeating the Cougars 6-2 in the opener, the Bears completed the sweep with a 6-5 victory.

Sullivan amassed a 649-428-3 record in his 21-year tenure at Baylor. He led the Bears to five 40-win seasons, four NCAA Tournament appearances, two College World Series appearances and three Southwest Conference Tournament titles.

## THE SMITH ERA

For Sullivan's replacement, the Bears stayed with their tradition of Baylor graduates. In the summer of 1994, Baylor named Mississippi State assistant coach Steve Smith, who pitched for the Bears in the early 1980s, as head coach.

In his first season at Baylor, Smith led the Bears to a 24-28 record. It would be Baylor's only sub-.500 record in Smith's first 10 years as head coach. The following year, the Bears went 32-27 and won three out of four against Texas, including taking two of three from the ninth-ranked Longhorns in mid-April.

With his first full recruiting class as juniors, Smith led the Bears to a 41-20-1 record in 1998. Baylor returned to postseason play for the first time in five years and began the program's most successful era. Ranked 13th nationally to start the season, Baylor climbed as high as seventh in the national rankings. The Bears posted a 14-game winning streak in mid-season, tied for the third-longest in school history.

Baylor entered the final weekend of the 1998 season with a chance to claim the Big 12 regular season title. However, the Bears dropped two of three to Texas A&M and had to settle for second in the final league standings. Baylor earned the third seed at the NCAA South I Regional hosted by Florida in Gainesville, Fla. The Bears were upset by Richmond 12-10 in the first round but rebounded to eliminate host and fourth-ranked Florida 10-5 in the second round. Baylor then faced Illinois in another elimination game, but the Bears fell to the Illini 8-7 in 13 innings.

Following the 1998 season, right-handed pitcher Kip Wells became Baylor's fifth first-round draft pick. Wells, who went on to pitch 11 seasons in the Major Leagues, was taken with the 16th overall selection by the Chicago White Sox. He was one of four Bears drafted that season, three of which went in the first 15 rounds. Outfielder Jon Topolski led the nation with 11 triples, becoming the first player in Baylor history to lead the nation in a statistical category.

One year later, the Bears enjoyed their most successful season since reaching the College World Series in 1978. Baylor entered the Baseball America Top 25 the week of Feb. 28 with a No. 22 ranking. The Bears remained in the publication's national rankings every week from that point until late in the 2001 season, a streak of 51 consecutive weeks.

En route to a school-record 50 wins, the 1999 team enjoyed winning streaks of 14 games (tied for third all-time at Baylor) and 13 games (tied for fifth all-time at Baylor). With a 4-2 stretch between the two streaks, the Bears won 31 of 33 games from Feb. 13 to April 9, the most successful 33-game stretch in the program's history.

The ninth game of the 13-game streak, played Feb. 26, was an historic one as the Bears christened Baylor Ballpark with a 22-6 win over Kansas State.

The Bears fell just short of the Big 12 Conference title, again finishing second to Texas A&M. Baylor swept through its bracket at the conference tournament, only to fall 4-3 to Nebraska in the championship game.

Still, Baylor was rewarded by the NCAA with more than just a postseason bid. Newly opened Baylor Ballpark, still under construction

HISTORY

## PROGRAM HISTORY

at the time, would be the site of the first NCAA postseason baseball event hosted by Baylor. The Bears defeated Illinois 7-3 and Minnesota 6-4 to reach the championship round of the four-team regional. Three months and four days after the 22-6 victory over Kansas State in Baylor Ballpark's first game, the Bears defeated Minnesota by the same score to post the program's third NCAA Regional title and its first since 1978.

Next was the NCAA Super Regional as the Bears hosted Big 12 rival Oklahoma State. Baylor won two of three against the Cowboys in Stillwater, Okla., during the regular season, but this time the Cowboys got the best of the Bears. After falling 17-11 in the first game, Baylor rebounded for a 17-7 victory in game two. The Bears led 2-1 through seven innings of the third and deciding game, but OSU rallied for a 6-2 victory and ended Baylor's season.

Five Bears were drafted of the 1999 team, including right-handed pitcher Jason Jennings. The first consensus National Player of the Year in Division I history, Jennings was taken with the 16th overall selection by the Colorado Rockies. He was named National League Rookie of the Year in 2002. Jennings was traded to the Houston Astros in 2007, and he spent the 2009 season with the Texas Rangers before retiring after nine seasons in the Major Leagues.

More than three-quarters of a century had passed since Baylor's last out-right conference title. And after falling just short in the Big 12 race each of the previous two seasons, the 2000 Bears closed the deal. Baylor swept Kansas State in Manhattan, Kan., in the season's final weekend to win the conference title with a 23-7 record. The Bears were swept at Texas Tech in the first conference series of the season but then won nine straight series with four sweeps to win the crown.

Baylor made history April 15, 2000, as Kyle Evans became the first pitcher in Big 12 Conference history to throw a no-hitter. Evans held Iowa State hitless with two walks and five strikeouts in a 4-0 Baylor victory. It was Baylor's first nine-inning, complete-game no-hitter since Andy Beene's against Texas Tech in 1979.

At 45-15 following a loss to Nebraska in the Big 12 Tournament championship game, Baylor was selected to host another NCAA Regional. However, this time the Bears' fortunes were not as sweet. Texas State defeated Baylor 6-0 in the first round. Florida then avenged its 1998 elimination loss to the Bears with a 10-1 victory, ending Baylor's season.

Chad Hawkins was named Baylor's fifth first-team All-America selection and also became the program's seventh first-round draft pick; Hawkins was the 39th overall selection, a supplemental first-round pick of the Texas Rangers. He was one of seven Baylor draft picks, at the time a school record. Freshman Zane Carlson was named Co-National Freshman of the Year by Collegiate Baseball.

A young Baylor squad battled to a 37-24 record in 2001 as the Bears reached NCAA postseason play for the fifth-consecutive season. Baylor defeated Houston 7-1 in the first round of the NCAA Houston Regional hosted by Rice. The Bears and Owls met in the second round, and the host squad built a 9-0 lead through the first

seven innings. However, Baylor scored five runs in the eighth and six runs in the ninth, held Rice to one run in the bottom of the ninth and won 11-10. Rice rebounded to defeat Houston in an elimination game and then defeated the Bears 7-4 to force a one-game championship. Baylor led 4-3 entering the bottom of the ninth; this time, though, it was the Owls who provided the late-inning heroics, winning 5-4.

Baylor's 2001 team produced five draft picks, including consensus All-America catcher Kelly Shoppach, a second-round selection of the Boston Red Sox. Shoppach, who went on to play for the Cleveland Indians and Tampa Bay Rays before returning to Boston in 2012, won the Johnny Bench Award as the nation's top collegiate catcher.

In 2002, the Bears went 36-26 and reached NCAA postseason play for the sixth-consecutive season. Baylor was sent to Austin, Texas, as the No. 2 seed in the regional and defeated Lamar 4-2 in the opening round. After a 10-8 loss to host Texas in the second round, the Bears reached their third regional title game in four years with a 10-9 victory over Lamar. However, Texas' pitching was too strong for Baylor as the eventual national champion Longhorns defeated the Bears 2-0. The 2002 team matched the 2000 squad's then-school record with seven draft picks.

Armed with one of the nation's strongest offensive attacks, Baylor reached postseason play for the seventh-straight season in 2003. Leading the Bears' at the plate was outfielder David Murphy, who tallied a national-best and school-record 121 hits. Baylor led the Big 12 and ranked 16th nationally with a .326 team batting average. The Bears also established a school record with 167 doubles and ranked sixth nationally in that category. Baylor's .514 team slugging percentage ranked 13th nationally.

After an 11-game winning streak in late February and early March, Baylor found itself 14-3 on the season. That early season success laid the groundwork for a squad that finished the regular season 37-19. The Bears reached the championship game at the Big 12 Tournament only to fall to Texas 10-8 in 10 innings. Baylor was named the top seed at the NCAA Hattiesburg Regional, hosted by Southern Mississippi. The Bears defeated Murray State 7-6, Southern 10-3 and the host Golden Eagles to claim their fifth NCAA Regional title.

Having won 16 of its last 20 games, Baylor headed to Baton Rouge, La., for a best of three series against LSU. Right-handed pitcher Steven White pitched a gem in the opener as the Bears silenced a capacity crowd at Alex Box Stadium with a 4-1 win. Baylor erased an early 4-0 deficit and led 5-4 in the eighth inning of game two. But LSU got back-to-back home runs to take a 6-5 lead and went on to win the game by that score. The Tigers claimed the deciding game 20-5, ending Baylor's run.

Murphy, Baylor's seventh first-team All-America selection, became the program's eighth first-round draft pick. The first Baylor position player drafted in the first round, Murphy was taken with the 17th overall selection by the Boston Red Sox. Murphy was one of eight Bears drafted that season, again establishing a school record.

The 2004 season was a rough one as the Bears

finished 29-31 overall and failed to make an NCAA regional appearance for the first time since 1997. Even harder to swallow was how close Baylor was to being really good. The 2004 Bears played 23 one-run games and lost 16 such contests, both tops nationally.

After seeing its streak of six-consecutive postseason appearances and seven-consecutive winning seasons snapped in 2004, Baylor enjoyed the program's best season in 2005. Returning eight of nine starters, 10 of 12 pitchers and 21 letterwinners, the 2005 Bears were the program's most experienced club ever and the nation's most experienced team that season. That maturity and experience showed as Baylor produced 12 final at-bat victories, including some of the most dramatic finishes and comebacks in the program's history.

Mid-season sweeps of eighth-ranked Vanderbilt and top-ranked Texas in consecutive weekends got things going for the Bears, who went on to claim a share of the Big 12 Conference regular-season title with Nebraska. The two teams met in the conference tournament championship game, but the Huskers won 1-0 on a sixth-inning sacrifice fly.

Baylor's strong schedule, which ranked seventh nationally, a share of the conference title and a 38-21 record after the Big 12 Tournament landed the Bears the No. 4 overall seed in the NCAA Tournament, meaning the road to Omaha went through Waco, Texas.

After defeating Texas-San Antonio and TCU, both by scores of 8-3, in the first two rounds, Baylor faced perennial power Stanford in the NCAA Regional championship round. Trailing 3-2 entering the top of the ninth and playing as the visitor, Baylor got a leadoff home run from Seth Fortenberry to send the game into extra innings. Jeff Mandel, who pitched the game's final four innings, led off the top of the 12th with his first-career home run to give Baylor the eventual 4-3 victory.

Clemson then came to Waco for the NCAA Super Regional. After dropping the first game to the Tigers 4-2, Baylor pitching and timely hitting eliminated Clemson as the Bears won game two 7-1 and the deciding third game 6-1. The series win over Clemson put Baylor in the College World Series for the first time in 27 years.

After sweeping Texas in the regular season and eliminating the Longhorns in the Big 12 Tournament, Baylor was matched up with its rival again in the first round of the College World Series. Texas won the game 5-1, but the Bears rebounded with the program's first win at Omaha two days later. Mike Pankratz had an RBI single in the top of the 10th to give Baylor an eventual 4-3 victory over Oregon State.

The following night, fans at Rosenblatt Stadium were treated to the second-largest comeback in CWS history. Baylor trailed top-seeded and top-ranked Tulane 7-0 entering the bottom of the seventh, but the never-say-die attitude of the 2005 team showed once again. The Bears scored three runs in the seventh, two runs in the eighth and three runs in the ninth for an 8-7 victory. Baylor and Texas met for a fifth time the next night, but the Bears fell to the Longhorns 4-3 on a leadoff walk-off home run in the bottom of the ninth. Texas went on to win the national title, marking the fourth time

## PROGRAM HISTORY

Baylor was eliminated from NCAA postseason play by the eventual national champion.

A school-record nine Bears were drafted from the 2005 team, including the program's ninth first-rounder — right-handed pitcher Mark McCormick, a supplemental first-round pick of the St. Louis Cardinals with the 43rd overall selection.

Baylor made its eighth postseason appearance in nine seasons in 2006, reaching the championship game at the Houston Regional. With a 37-26 record, the Bears reached 35 wins for the eighth time in Smith's tenure; Baylor reached 35 wins in a season only five times prior to the Smith era.

Zach Dillon, a Johnny Bench Award semifinalist, was named first-team Academic All-America after posting a Baylor-record and conference-leading .421 batting average in Big 12 play.

In January 2007, Baseball America ranked Baylor as the nation's 17th-best college baseball program. The Bears also were rated as one of five "rising" programs, making the second-most progress since 1999.

The 2007 season saw Baylor's youngest team in a decade (five true freshman starters) make a late-season run that propelled the Bears to a ninth NCAA Regional appearance in 10 seasons. Baylor joined an elite group of 15 Division I programs with at least nine postseason appearances from 1998 to 2007. Baylor reached the title game of the Big 12 Conference Championship for the sixth time in the event's 11-year history. The Bears then participated in the NCAA Houston Regional for the second-consecutive year.

Baylor opened the 2008 season with seven-consecutive wins and enjoyed its best 12-game start (11-1) since the 1984 squad won its first 13 games. The Bears climbed to No. 10 in the Baseball America Top 25 after sweeping a three-game series at Mississippi State, during which Smith claimed his 500th career victory. However, the Bears were 21-25 the rest of the way and missed NCAA Tournament play for only the second time since 1998.

The 2009 season had its ups and downs, as the Bears reached as high as No. 5 in the Baseball America Top 25 after knocking off No. 9 UCLA, No. 5 UC Irvine and No. 13 TCU in the season's first three weeks.

However, Baylor struggled to a 10-16 record in Big 12 play, and ended the season unranked after being swept in its last three conference series.

A strong showing in the Big 12 Championship helped Baylor earn a spot in the NCAA Baton Rouge Regional, where it would knock off 21st-ranked Minnesota 5-0 in the first game, setting up a showdown against No. 2 LSU. In front of nearly 10,000 fans at Alex Box Stadium, the Bears dropped a 10-inning pitchers' duel against the Tigers, who went on to win the national championship.

Seven Bears were selected in the 2009 MLB Draft, the most since nine were drafted in 2005. Among the draftees was Aaron Miller, who became the program's 10th first-round selection when the Los Angeles Dodgers selected him 36th overall.

Despite an offense that started as many as five freshmen, the 2010 Baylor squad used a late-

season charge to post a 36-24 record and finish as the runner-up in the NCAA Fort Worth Regional.

The Bears needed to win at least one game against Oklahoma State in the final weekend of the regular season to qualify for the conference tournament. Trailing 5-2 heading to the bottom of the ninth in the series opener, Baylor rallied for four runs and its first walk-off win of the year.

The Bears completed the sweep of the Cowboys, and then swept all three games in pool play at the Big 12 Championship before losing a 3-1 ninth-inning lead in the title game against Texas A&M.

Baylor claimed a No. 2 seed in the Fort Worth Regional, where it would lose the opener to Arizona before rebounding to eliminate Lamar and Arizona. However, TCU knocked off Baylor, 9-0, sending the Bears home with their only shutout loss of the year.

Six Bears were selected in the 2010 MLB Draft, but Baylor still returned four All-Big 12 performers for the 2011 season. The Bears were ranked No. 16 in the preseason by Baseball America, and Baylor climbed as high as No. 14 in the rankings before eventually dropping out after losing six of seven games.

The 2011 Bears put together a strong finish to the regular season by winning each of their last three series. Baylor won two of three at Nebraska to notch its first series win in Lincoln, Neb. since 1997, and the Bears won two of three at No. 19 Oklahoma State. BU ended the regular season with a walk-off win to clinch the series against No. 13 Oklahoma.

That late push was enough to give Baylor the No. 2 seed in the NCAA Houston Regional hosted by No. 8 national seed Rice. It marked BU's third-straight NCAA bid and its sixth in the last seven years.

The Bears knocked off California in the opening round, then advanced to the championship with a 3-2 win over Rice. Cal forced a winner-take-all game by beating the Bears, 8-0, and Baylor was eliminated after giving up four runs in the bottom of the ninth to lose 9-8.

Three players were drafted in 2011, giving Baylor 77 draftees since 1998. At least one Baylor player has been drafted each season since 1991 and 23 Baylor pitchers have been drafted over the last eight years.

Baylor's 2012 squad started the season 11-7 through its first 18 games before an unofficial mascot began one of the most memorable runs in program history. After players found a beaver roaming the ballpark parking lot, the Bears won their next game in walk-off fashion, beginning a school and Big 12-record 24-game winning streak that resulted in Baylor's first-ever No. 1 national ranking.

Baylor's 20th win during the streak came on April 17 against Texas A&M-Corpus Christi. In addition to tying Baylor's longest previous winning streak, the win gave Smith his 650th career victory and made him Baylor's all-time wins leader across all sports.

The winning streak included the first 18 games of Big 12 play, which was also a conference record, and the finishing touches were put on the streak when Baylor swept then-No. 2 Texas A&M in the final Big 12 edition of the "Battle of the Brazos." The sweep of the Aggies gave Baylor an 18-0 conference record, clinching the Big 12

title before losing a conference game. Collegiate Baseball had the Bears ranked No. 1 nationally on April 23, and Baylor went on to finish with the second-best conference record in the league's 16-year history at 20-4.

Baylor earned the No. 4 national seed in the NCAA Tournament. The Bears dropped the opening game of the Waco Regional against Oral Roberts before rebounding to win four games in three days and claim their first regional title since 2005.

The Bears defeated Arkansas in game one of the Waco Super Regional, putting them one win away from a school-record-tying 50th win and a fourth trip to Omaha, but Arkansas rallied from a 4-3 ninth-inning deficit in game two and then won the decisive game three, 1-0, in 10 innings. The Bears finished the season 49-17 and ranked No. 9 or 10 in all four major national polls.

Four Baylor players — Trent Blank, Josh Ludy, Josh Turley and Logan Vick — earned All-America honors, and the Bears broke school records with 11 All-Big 12 honorees and seven first-team All-Big 12 selections. Ludy was named Big 12 Player of the Year, while junior transfer Nathan Orf won the conference's Newcomer of the Year and Smith was named Coach of the Year.

Baylor had six players selected in the 2012 MLB Draft, bringing Smith's total to 74 players who went on to sign professional contracts during his 18 years as Baylor head coach.

The 2013 campaign saw Baylor extend several impressive streaks. The Bears remained one of two teams in the league to qualify for all 17 Big 12 Championships. Baylor had 12 or more Big 12 wins for the 15th time in 17 seasons with at least 10 wins each year. BU also posted 27 or more wins for the 29th time since 1977 and has had 20 or more wins each year since 1972.

BU opened up the season ranked No. 23 and started slowly as the Bears were swept at No. 30 UC Irvine. But Baylor quickly got back on track after posting wins over No. 2 and eventual College World Series champion UCLA, No. 29 Pepperdine and No. 12 Rice.

Then Illinois came to Waco and swept the Bears, which resulted in BU losing nine games during a 13-game stretch. That lull was quickly forgotten after Baylor split at No. 20 Oklahoma State in the Big 12 opening series and then took two of three at home from Kansas State, West Virginia and No. 8 Oklahoma.

After losing two of three at TCU, the Bears swept Texas in Waco, marking just the third time that BU had swept UT. However, Baylor lost eight of its last 10 games, which included losing series at Kansas and at Texas Tech before losing all three games in pool play at the Big 12 Championship to Oklahoma, Kansas State and Texas Tech to end the Bears' hopes of receiving an NCAA Tournament at-large bid.

Among honors from the season, Baylor had a league-best and school-record-tying 11 Academic All-Big 12 selections. BU tied a program record with four Capital One Academic All-District selections and had Kolt Browder become the third person in program history to earn the Capital One Academic All-America honor twice in a career. The Bears also had eight All-Big 12 honorees.

When the June MLB Draft came around, Baylor had five players taken to give the program

## PROGRAM HISTORY

multiple picks in 15 of the last 16 drafts.

The Bears had a similar season in 2014 as they equaled Oklahoma as the only two teams to qualify for all 18 Big 12 Championships and posted 20 or more wins to extend a streak that started in 1972.

BU opened the season with a nice win at No. 19 Arizona State but lost the next two games to the Sun Devils. The Bears returned home for four-straight non-conference wins -- however -- a soggy trip to San Diego left BU winless in four games out west.

Like 2013, though, the Bears hit their stride in the middle of the schedule. BU took two of three at home over No. 4 Cal State Fullerton, did the same versus No. 23 Texas Tech the following weekend and made it a third-straight weekend series win by doing the same to No. 20 Oklahoma State.

Though, tough trips to West Virginia, Texas and Kansas State for series losses put the Bears in a tail spin until recovering for their first series win at Oklahoma since 2000.

Two weeks later, Baylor ended on a high note as the No. 7 seed at the Big 12 Championship. The Bears eliminated No. 3 Kansas and No. 6 West Virginia before a season-ending loss to No. 2 TCU.

Along the way, BU had multiple All-Big 12 selections for the 18th time in 18 Big 12 seasons and led all Big 12 schools with a school-record 13 Academic All-Big 12 selections. Doug Ashby's second-team Academic All-America selection extended the program's record streak to six-straight seasons with an Academic All-American. A program-first was also accomplished during the 2014 campaign -- Logan Brown earning the program's first-ever Gold Glove, and Nate Goodwin earned the program's second-ever Big 12 Postgraduate Scholarship. Additionally, two players were taken in the 2014 MLB Draft to give the program multiple picks in 16 of the last 17 drafts.

In 2015, the Bears jumped out to a hot start by sweeping No. 13 Cal Poly to open the season, earning BU a No. 21 ranking after being unranked in preseason.

However, the early success disappeared after losing a midweek game to Dallas Baptist and then losing two of three to Kent State at home before recovering to top Northwestern State. But right after that win, the Bears endured a tough, 10-game losing streak.

The losing streak put the Bears in danger of missing the Big 12 Championship for the first time ever, but the team was up to the task to keep the streak alive. BU went on to win four of its last six games to qualify for the Big 12 Championship for a Big 12-record 19th consecutive season.

In the Big 12 Championship, the No. 8 seed Bears made a huge splash by upsetting No. 1 seed TCU in the opener. BU fell to No. 5 Texas in a very close game before coming back to eliminate No. 4 Texas Tech the next day. Unfortunately, Texas had the Bears' number and ended their season with a 4-0 win a few hours after sending TTU home.

When the 2015 season ended, the Bears had six All-Big 12 selections, 12 Academic All-Big 12 honorees and an Academic All-American in Logan Brown.

### THE RODRIGUEZ ERA

On June 12, 2015, Baylor introduced former Pepperdine head coach Steve Rodriguez as the program's 19th head coach.

Rodriguez showed the ability to get the program headed back to the NCAA Tournament soon as the Bears achieved several feats that had not been accomplished in a few years.

The first win of the Rodriguez era came on Feb. 20, 2016, in a 9-5 decision over Washington at Baylor Ballpark. The Bears used a seven-run, two-out rally in the sixth inning with seven straight batters reaching base safely to grab the victory.

Noteworthy accomplishments from the 2016 campaign included extending BU's run of qualifying for every Big 12 Championship event (20) since joining the league in 1996, winning 10 or more (10) games in league play for the first time since 2013, taking two of three from No. 10 TCU for the program's first Big 12 series win over the Horned Frogs, hitting 30 or more home runs as a team for the first time since 2012, continuing BU's streak of finishing with a .500 record or better at Baylor Ballpark in every season in the park (18 seasons since 1999), extending the Bears' streak of having 20 or more wins (24) in a season to 45 (since 1972) and posting the program's first five-game winning streak since 2013.

Among honors under Rodriguez, the Bears had 10 or more (11) Academic All-Big 12 selections for the fifth-straight season, multiple (6) All-Big 12 selections for the 20th-straight season (every year as a league member) and their first ABCA All-Region selection (RHP Troy Montemayor, first team) since 2012.

Along the way in 2017, the Bears earned several honors under Rodriguez. Junior closer Troy Montemayor was named an All-American to give BU its first such honor since 2012. Freshman catcher Shea Langeliers earned freshman All-American status, marking the program's first since 2010. Junior starter Montana Parsons garnered Big 12 Co-Newcomer of the Year. Sophomore outfielder Richard Cunningham was named the program's first Big 12 Baseball Scholar-Athlete of the Year. BU led the league with 15 Big 12 awards, including two first-team all-league choices, three second-team picks, five honorable mentions and two all-freshman honorees. The 12 all-league choices set a program record. The Bears also led the league with a program-record 15 Academic All-Big 12 selections.

Rodriguez also helped continue the team's power surge. Baylor hit 51 home runs in 2017 in 57 games, which were 17 more than its season output of 34 in 53 games in 2016. BU had 40 or more homers for the first time since 2012 (46) and 50 or more for the first time since 2010 (57).

Baylor had its first multi-player draft since 2014 as two players under Rodriguez (Parsons, 24th round by Miami; Kameron Esthay, 26th round by Washington) were taken in the 2017 MLB Draft.

In 2017, Rodriguez was named Big 12 Coach of the Year, leading the program to its first NCAA Regional (Houston) appearance since 2012 as the Bears posted a 34-23 (12-12) record.

The 34 wins under Rodriguez were the most since 2012 and 12 Big 12 wins were the most since 2013 to give the Bears a fourth-place

league finish -- their best ending since 2012. Rodriguez's coach of the year honor marked the third time in his career that he's earned a conference coach of the year award and gave BU its 11th such honor.

In 2018, Rodriguez led the team to its 20th NCAA Regional appearance and second-straight, as the Bears competed in the Stanford Regional. The Regional was the 20th in program history and the first time since 2009-12 that the Bears appeared in back-to-back Regionals. The Bears got there in part to a hot streak at the end of the season, as they won 24 of their last 29 games. The Bears finished the season with a record of 37-21, the best record under coach Rodriguez.

In another big year of firsts, the Bears won the Big 12 Tournament for the first time in school history. Catcher Shea Langeliers and pitcher Cody Bradford won Co-MVP honors for the Big 12 Tournament.

Bradford brought another first for the Bears as he was named Big 12 Pitcher of the Year for the first time in program history. The Bears placed 13 student-athletes on the All-Big 12 team, the most in the league for the second-straight season.

Bradford and Langeliers were named third- and second-team All-Americans by Collegiate Baseball, respectively. Freshman shortstop Nick Loftin earned Freshman All-America honors by multiple outlets.

The Bears finished the fourth season under Coach Rodriguez with a record of 35-19 and were 14-8 in the Big 12, good for a second-place finish and highest since 2012. Under the leadership of Coach Rod, Davis Wendzel was named Co-Big 12 Player of the Year, the first for the Bears since 2012. Also under Rodriguez, closer Kyle Hill became the first finalist in school history for the Stopper of the Year Award after recording seven saves, a 6-0 record and a 0.00 ERA in 29.1 innings pitched with 35 strikeouts. Hill earned first-team All-America honors by multiple outlets, becoming the first pitcher in BU history to be a first-team All-American since Jason Jennings in 1999. Wendzel also earned All-America honors on the season.

Catcher Shea Langeliers and Wendzel were both first-round selections (Langeliers, 9th overall, 2nd-highest draft pick in school history; and Wendzel, 41st overall), marking the first time in program history the Bears have had two first-round selections. Overall, six Bears were drafted, most since 2012.

The power surge continued under Coach Rodriguez in 2019, as Baylor hit 195 home runs in its first 221 games under Rodriguez. BU hit 51 in 2017 for its most homers since 2010 (57), hit 54 in 2018 and came back with 57 in 2019. The Bears hit 50 or more homers in back-to-back-to-back seasons for the first time in the BBCOR era and first since 2008 (52), 2009 (73) and 2010 (57).

Rodriguez continued to preach success in the classroom along with on the field and in 2019 the Bears once again led the league with 17 Big 12 All-Academic honorees, after also doing so in 2018. The Bears set a new program record for total choices with 17 selections in 2018 and have had 10 or more honorees in nine-straight seasons.

2020 was a different season for the Bears as the COVID-19 pandemic shut the season down in mid-March after just 16 games.

## PROGRAM HISTORY

Baylor was just beginning to hit its stride, having swept through the Shriners Classic with wins over three SEC teams (Missouri, LSU, Arkansas) en route to being named the tournament's champions.

First-year outfielder Jared McKenzie earned Freshman All-America honors from Collegiate Baseball in the shortened season and Luke Boyd was tied for the nation lead in saves with six.

Shortstop Nick Loftin's name was called in the first round of the 2020 MLB Draft as he went to the Royals with the 32nd overall pick.

The Bears once again were the best in the Big 12 academically with 19 conference honorees.

In 2021, Baylor finished with a 31-20 record, a fifth-straight season above .500 for Rodriguez, and tied for fifth in the Big 12. Unfortunately, it wasn't enough to earn a postseason bid, as the Bears were named the "First Team Out" of the 64-team field.

Three Bears earned All-America honors with Boyd, McKenzie and Andy Thomas all earning distinctions from various outlets. Additionally, Thomas was named a finalist for the 2021 Buster Posey National Catcher of the Year Award and the Senior CLASS Award.

Under Rodriguez's direction, BU was one of three Power 5 teams to finish the year top-two in its conference in both batting average (.302) and ERA (3.96).

Boyd and Thomas were each selected in the 2021 MLB Draft, becoming the 13th and 14th Rodriguez products to be drafted during his time at the helm in Waco.

In Coach Rod's seventh and final season, the Bears won a series against No. 23 Duke, beat 23rd-ranked UCLA and No. 7 LSU to capture the Shriners Children's College Classic tournament championship and recorded three more ranked wins in Big 12 play.

But overall, BU had a disappointing 26-28 record and finished seventh in the Big 12 at 7-17, with the lone series win coming against the last-place Kansas Jayhawks. The Bears did keep their streak alive of qualifying for every Big 12 tournament in the 26-year history of the league, but ended the season with losses to a pair of top-20 teams at the Texas Rangers' Globe Life Field in Arlington.

Third-year sophomore outfielder Jared McKenzie was selected in the fifth round by the Washington Nationals in the 2022 MLB Draft, giving the Bears at least one pick in 32-consecutive years. Outfielder Kyle Nevin and shortstop Jack Pineda were third-day picks, with Nevin going to the Los Angeles Dodgers in the 11th round and Pineda selected in the 12th round by the Kansas City Royals.

McKenzie, a career .346 hitter, also earned a second-team nod on the All-Big 12 team. Baylor had a league-leading 17 Academic All-Big 12 selections, including 14 first-team honorees. Senior pitcher Tyler Thomas was named the Most Outstanding Player at the Shriners tournament and capped his career by being a finalist for the Senior CLASS Award and an Academic All-District 7 pick.

Rodriguez finished with the third-most wins in program history, compiling a seven-year record of 197-146 and taking the Bears to three-straight NCAA regionals (2017-19).

### THE THOMPSON ERA

On June 15, 2022, a new era of Baylor baseball began with the hiring of Mitch Thompson as the 20th head coach in the program's history.

"Thompy" spent 18 years at Baylor as an assistant coach under Steve Smith (1995-2012), helping the Bears win three Big 12 titles, make 12 NCAA regionals, three Super Regional appearances and the 2005 College World Series.

At crosstown McLennan Community College, Thompson led the Highlanders to a nine-year record of 372-138-1 (.728) with four regional titles, four NTJACAC championships, a runner-up finish at the 2015 JUCO World Series and the 2021 NJCAA Division I national championship.

A proven recruiter and developer of talent, Thompson had 16 MCC players taken in the MLB Draft and saw 108 Highlanders go on to play at four-year universities, including 87 at the Division I level.



# ALL-TIME RESULTS

**1902** 5-9  
J.C. EWING

**1903** 6-8  
R.N. WATTS

**1904** 7-10  
R.N. WATTS

**1905** 12-7  
LEE CARROLL

**1906** 7-9  
L.F. BURLESON

**1907** 8-14  
L.F. BURLESON

**1908** 10-11  
L.F. BURLESON

**1909** 9-12  
E.J. MILLS

**1910** 8-11  
RALPH GLAZE

**1911** 17-7  
RALPH GLAZE

**1912** 16-0  
RALPH GLAZE

**1913** 13-9  
RALPH GLAZE

**1914** 10-10  
C.P. "BUBS" MOSLEY

**1915** 10-10 (SWC 5-7, 4th)  
C.P. "BUBS" MOSLEY

**1916** 13-7 (SWC 6-4, 2nd)  
C.P. "BUBS" MOSLEY

**1917** 3-7 (SWC 1-2, 4th)  
C.P. "BUBS" MOSLEY

**1918** 2-15 (SWC 1-6, 3rd)  
C.P. "BUBS" MOSLEY

**1919** 9-11 (SWC 3-5, 3rd)  
C.P. "BUBS" MOSLEY

**1920** 13-7 (SWC 8-5, 3rd)  
FRANK BRIDGES

Mar. 26	Austin College	W	4-3
Mar. 27	Austin College	W	15-9
Apr. 2	at SMU	W	10-1
Apr. 3	at SMU	W	5-4
Apr. 7	at Texas A&M	L	0-3
Apr. 8	at Texas A&M	W	6-3
Apr. 9	at Rice	W	13-3
Apr. 10	at Rice	W	9-7
Apr. 12	Trinity	W	3-2
Apr. 16	TCU	L	1-11
Apr. 17	TCU	W	6-2
Apr. 21	SMU	W	6-4
Apr. 22	SMU	W	12-3
Apr. 23	Rice	W	11-1
Apr. 30	Texas	L	2-11
May 1	Texas	L	0-6
May 3	Southwestern	L	0-6
May 6	at Texas	L	1-7
May 7	at Texas	L	2-5
May 9	vs. Trinity !	W	3-2

! - Played at Waxahachie, Texas

**1921** 3-11 (SWC 3-9, 5th)  
FRANK BRIDGES

Mar. 28	SMU	W	3-1
Mar. 29	SMU	W	5-2
Apr. 1	at SMU	L	3-4
Apr. 2	at SMU	L	4-5
Apr. 8	TEXAS	T	5-5
Apr. 9	Texas	L	3-9
Apr. 14	at Rice	W	11-0
Apr. 15	at Rice	L	1-2
Apr. 26	Southwestern	L	1-4
Apr. 26	Southwestern	L	1-9
Apr. 28	at Texas A&M	L	1-3
May 1	Texas A&M	L	2-3
May 2	Texas A&M	L	3-11
May 5	at Texas	L	3-5
May 6	at Texas	L	2-3

**1922** 13-7 (SWC 11-5, 2nd)  
FRANK BRIDGES

Mar. 28	ST. LOUIS CARDINALS	W	7-0
Mar. 30	at SMU	W	16-1
Mar. 31	SMU	W	4-0
Apr. 7	TEXAS	W	7-3
Apr. 8	TEXAS	W	7-3
Apr. 13	ARKANSAS		
Apr. 14	ARKANSAS		
Apr. 20	at Texas A&M	L	1-7
Apr. 21	at Texas A&M	L	3-4
Apr. 24	at Rice		
Apr. 25	at Rice		
Apr. 28	TEXAS A&M	W	7-1
Apr. 29	TEXAS A&M	W	1-0
May 5	SMU	L	1-2
May 6	SMU	W	11-3
May 19	at Texas	L	0-13
May 20	at Texas	L	3-4

**1923** 15-6 (SWC 14-5, 1st)  
FRANK BRIDGES  
Southwest Conference Champions

Apr. 3	TCU	L	1-2
Apr. 4	TCU	W	8-1
Apr. 6	SMU	L	1-2
Apr. 7	SMU	L	6-7
Apr. 13	Rice	W	9-3
Apr. 20	Texas A&M	W	6-4
Apr. 21	Texas A&M	W	5-3
Apr. 25	Texas A&M	W	4-0
Apr. 26	Texas A&M	W	3-2
May 3	SMU	W	6-4
May 4	SMU	W	2-1
May 7	at Arkansas	W	4-2
May 8	at Arkansas	W	7-6
May 10	at Centenary	L	6-7
May 11	at Centenary	W	10-3
May 15	Rice	W	4-1
May 16	at Texas	L	0-7
May 17	at Texas	L	2-3
May 21	Texas	W	6-2
May 22	Texas	W	5-3

**1924** 16-9 (SWC 11-8, 4th)  
FRANK BRIDGES

	SMU	W	8-2
	SMU	L	6-14
at TCU		L	3-8
at TCU		W	11-8
at Texas A&M		W	12-2
at Texas A&M		W	7-4
at Rice		L	7-12
at Rice		L	4-5
at Rice		W	5-1
at Texas A&M		W	8-1
SMU		W	4-2
at TCU		L	4-5
at TCU		W	7-4
May 12	Texas	L	4-8
May 13	Texas	W	2-1
	Rice	W	9-1
	Rice	W	3-0
May 23	at Texas	L	5-10
May 24	at Texas	L	5-6

**1925** 13-10 (SWC 9-5, 3rd)  
FRANK BRIDGES

Mar. 23	Mississippi STATE	L	4-10
Mar. 24	Mississippi STATE	W	6-5
Mar. 26	Austin College	L	0-1
Mar. 27	Austin College	W	13-2
Mar. 31	Trinity	W	6-4
Apr. 4	TCU	L	4-6
Apr. 11	at SMU	L	3-4
Apr. 15	Southwestern	L	6-7
Apr. 16	Southwestern	L	6-7
Apr. 18	at TCU	L	3-11
Apr. 20	at Oklahoma State	L	7-8
Apr. 21	at Oklahoma State	W	6-5
Apr. 24	Rice	W	17-3
Apr. 25	Trinity !	L	1-3
Apr. 27	Arkansas	W	3-0
Apr. 28	Arkansas	W	5-0
May 1	at Texas	W	4-3
May 2	at Southwestern	W	11-4
May 7	Texas A&M	W	6-2
May 11	at Rice	W	7-6
May 12	at Texas A&M	W	5-4
May 16	Texas	L	6-13
May 19	SMU	W	6-0

! - Played at Waxahachie, Texas

**1926** 12-9 (SWC 6-5, 4th)  
FRANK BRIDGES

Apr. 3	at Rice	L	0-3
	TEXAS A&M	W	5-3
Apr. 9	SMU	W	5-4
Apr. 13	TEXAS A&M	L	0-5
	TCU	L	12-14
Apr. 23	at Arkansas	W	4-3
Apr. 24	at Arkansas	W	7-3
	RICE	W	8-2
May 8	TCU	L	8-12
May 17	at Texas	L	
2-3			
	SMU	W	6-5

**1927** 10-14 (SWC 5-11, 5th)  
FRANK BRIDGES

	at Rice	L	0-3
	at Texas A&M	W	5-3
	SMU	W	5-4
	Texas A&M	L	0-5
Apr. 14	TEXAS	L	2-8
Apr. 15	TEXAS	W	9-6
	at TCU	L	12-14
	at Arkansas	W	4-3
	at Arkansas	W	7-3
	Rice	W	8-2
	TCU	L	8-12
May 5	at Texas	L	1-2
May 6	at Texas	L	4-8
	at SMU	W	6-5

HISTORY



# ALL-TIME RESULTS

## 1928 16-4 (SWC 11-4, 2nd)

### MORLEY JENNINGS

ST. EDWARDS	W	8-3
ST. EDWARDS	W	8-0
ARKANSAS	W	5-4
ARKANSAS	W	16-1
at TCU	L	2-7
at TCU	W	16-3
TEXAS TECH	W	14-1
TEXAS TECH	L	3-8
RICE	W	15-1
RICE	W	24-11
TCU	W	15-5
TCU	L	1-11
SMU	W	9-3
Apr. 27 at Texas	W	13-2
Apr. 28 at Texas	W	4-3
RICE	W	6-0
RICE	W	7-1
SMU	L	5-7
SMU	W	9-2
May 16 TEXAS	W	5-3
May 17 TEXAS	L	3-6

## 1929 14-6 (SWC 12-4, 2nd)

### MORLEY JENNINGS

St. edwards	W	4-2
St. edwards	W	8-1
SMU	W	3-2
SMU	W	13-2
Notre Dame	L	2-5
Notre Dame	L	5-9
TCU	W	3-2
TCU	L	2-3
Apr. 17 Texas	W	7-5
Apr. 18 Texas	W	8-3
SMU	W	11-5
SMU	W	4-3
Apr. 26 at Texas	L	1-4
Apr. 27 at Texas	L	1-3
at Rice	L	1-6
at Rice	W	4-2
TCU	W	10-5
TCU	W	4-3
Rice	W	7-3
Rice	W	7-1

## 1930 11-6 (SWC 10-6, 3rd)

### MORLEY JENNINGS

Apr. 11 at Texas	L	2-9
Apr. 12 at Texas	L	2-6
May 2 TEXAS	L	4-7
May 3 TEXAS	W	13-10
SMU	W	10-9
SMU	W	10-9
SMU	W	10-6
SMU	W	13-5

## 1931 10-3 (SWC 7-3, 3rd)

### MORLEY JENNINGS

Northwestern	W	7-3
Northwestern	W	7-6
at Texas A&M	L	3-4
at Rice	W	6-1
Waco Packers	W	12-5
at SMU	W	17-3
Apr. 14 Texas	W	2-1
at TCU	W	9-6
Rice	W	15-1
TCU	W	5-0
SMU	W	20-5
Texas A&M	L	3-5
May 7 at Texas	L	1-5

## 1932 10-7 (SWC 7-7, 4th)

### MORLEY JENNINGS

Katy Railroad	W	8-4
Katy Railroad	W	3-2
SMU	W	18-0
at Rice	L	0-4
at Texas A&M	W	10-6
at Texas A&M	L	5-13
Apr. 15 at Texas	W	6-2
Apr. 16 at Texas	L	1-4
Texas A&M	W	4-1

Texas A&M	L	3-5
Rice	W	8-7
at SMU	L	1-2
at TCU	W	9-2
at TCU	W	11-8
Apr. 30 TEXAS	L	3-6
Apr. 30 TEXAS	L	2-3

## 1933 5-9 (SWC 3-7, 4th)

### MORLEY JENNINGS

WACO REDMEN	W	8-2
at Texas A&M	W	
at Texas A&M	L	
SMU	W	12-7
Apr. 21 TEXAS A&M	W	
Apr. 22 TEXAS A&M	L	
WACO CUBS	L	
TCU	L	
May 5 TEXAS	L	4-11
May 6 TEXAS	L	2-3
May 16 at Texas	L	1-6
May 17 at Texas	L	2-3
at SMU	W	3-2
at TCU	L	

## 1934 2-12 (SWC 2-10, 4th)

### MORLEY JENNINGS

vs. Humble Oilers !	L	5-6
vs. Humble Oilers !	L	2-10
Apr. 9 at Texas A&M	L	3-5
Apr. 10 at Texas A&M	L	7-9
TCU	L	
TCU	L	
Apr. 20 at Texas	L	0-12
Apr. 21 at Texas	W	4-3
TEXAS A&M	L	
TEXAS A&M	L	
May 4 TEXAS	L	1-14
May 5 TEXAS	L	0-2
at TCU	L	
at TCU	W	8-3

## 1935 7-8 (SWC 5-7, 4th)

### MORLEY JENNINGS

Apr. 5 at TCU	L	10-13
Apr. 6 at TCU	L	7-8
at Texas A&M	L	3-4
at Texas A&M	W	14-7
Apr. 20 Texas	L	6-7
Apr. 20 Texas	L	0-4
Texas A&M	W	2-1
Texas A&M	L	0-9
May 3 at Texas	L	7-16
May 6 at Texas	W	4-3
TCU	W	4-2
TCU	W	4-2

## 1936 9-6-1 (SWC 7-6-1, 4th)

### MORLEY JENNINGS

Oklahoma	W	8-5
Oklahoma	W	8-7
Texas A&M	L	11-13
Texas A&M	W	7-3
at SMU	W	4-3
at SMU	L	1-4
Apr. 10 Texas	W	8-7
Apr. 11 TEXAS	L	2-5
at Rice	W	11-4
at Texas A&M	T	11-11
Apr. 25 at Texas	L	3-9
TCU	W	7-5
TCU	L	8-13
Rice	W	9-7
at TCU	L	2-5
SMU	W	7-0

## 1937 12-6 (SWC 9-6, 3rd)

### MORLEY JENNINGS

Dallas Steers	W	10-1
at Rice	L	0-7
at Texas A&M	W	4-3
Apr. 9 at Texas	L	1-6
Apr. 10 at Texas	W	10-1
Rice	W	12-3

Rice	W	32-13
Apr. 24 Texas	L	0-1
SMU	W	17-6
SMU	W	7-3
Texas A&M	L	4-6
TCU	W	11-2
TCU	W	12-11
at SMU	W	7-3
at TCU	L	3-7

## 1938 13-4-2 (SWC 9-9, 4th)

### MORLEY JENNINGS

Mar. 24 Waco Dons	W	2-0
Mar. 25 Texas A&M	W	7-5
Mar. 25 Texas A&M	W	11-7
Waco Dons	T	5-5
Oklahoma	W	6-5
Apr. 1 at SMU	L	6-7
Apr. 2 at SMU	W	9-8
Apr. 4 Nebraska	W	9-7
Apr. 5 Nebraska	W	6-0
Waco Dons	T	4-4
Apr. 22 Texas	L	0-5
Apr. 23 Texas	L	1-11
Apr. 27 at Texas A&M	L	1-3
Apr. 30 Rice	W	8-2
May 3 TCU	W	11-1
May 6 TCU	W	6-0
May 13 at Texas	W	9-7
May 20 at Rice	W	4-3
May 21 at Rice	W	11-1

## 1939 11-7 (SWC 8-7, t-2nd)

### MORLEY JENNINGS

Mar. 23 at Texas A&M	L	4-5
Mar. 24 at Texas A&M	L	3-4
Mar. 25 at Rice	W	7-1
Mar. 30 OKLAHOMA STATE	L	0-1
Mar. 31 OKLAHOMA STATE	W	13-4
Apr. 8 TCU	W	13-0
Apr. 8 TCU	W	6-5
Apr. 12 Texas	L	2-17
Apr. 19 Texas A&M	L	0-4
Rice	W	16-1
Rice	W	16-4
at SMU	W	8-2
at TCU	L	1-7
May 4 at Texas	L	3-4
May 5 at Texas	L	2-5
May 10 SMU	W	7-1
SMU	W	3-2

## 1940 11-9 (SWC 7-7, 4th)

### LLOYD RUSSELL

at Oklahoma State	L	2-3
at Oklahoma	L	2-8
at Oklahoma	L	4-13
at Oklahoma State	L	
Oklahoma	L	0-5
OKLAHOMA	W	
SMU	W	6-1
Apr. 9 at Texas	L	2-14
Rice	W	10-4
at SMU	L	8-9
at SMU	L	2-3
TCU	W	6-0
Texas A&M	L	7-9
May 2 Texas	L	0-10
May 3 Texas	L	4-22
at Rice	W	
at Rice	W	
at Texas A&M	L	1-5
at TCU	W	12-10
at TCU	W	6-4

## 1941 11-8 (SWC 8-6, 3rd)

### LLOYD RUSSELL

McMURRAY	W	9-1
McMURRAY	W	16-6
at Rice	L	3-8
at Texas A&M	W	
at Texas A&M	L	
SMU	W	12-7
SMU	W	3-2
TCU	W	7-4
TCU	W	3-2
May 2 TEXAS	L	2-5
May 8 at Texas	L	4-9

HISTORY



# ALL-TIME RESULTS

May 9 at Texas L 6-7  
at SMU W 9-4

## 1942 8-8 (SWC 7-8, t-3rd)

### FLOYD CROW

SMU W 3-2  
SMU L 1-7  
SMU W 7-6  
TEXAS A&M L 0-2  
TEXAS A&M W 4-3  
TEXAS A&M L 9-15  
RICE L 1-3  
RICE L 3-7  
RICE W 14-3  
Apr. 17 TEXAS L 8-12  
Apr. 18 TEXAS L 0-2  
TCU W 13-5  
TCU W 2-0  
TCU W 17-11  
May 5 at Texas L 3-8

## 1943-45 no teams fielded

### WORLD WAR II

## 1946 12-9 (SWC 9-6, 2nd)

### A.E. "PETE" JONES

SMU W 12-9  
SMU W 10-6  
SMU L 5-8  
Apr. 4 at Texas L 6-7  
Apr. 5 at Texas L 1-5  
May 8 TEXAS L 8-9

## 1947 12-8 (SWC 9-5, 3rd)

### A.E. "PETE" JONES

East End Merchants W 9-0  
TCU W 12-6  
TCU W 9-8  
Texas A&M W 7-4  
Rice W 16-6  
Oklahoma W 3-2  
Oklahoma L 8-9  
Apr. 17 TEXAS L 6-9  
Apr. 18 TEXAS W 6-2  
Apr. 22 at Texas L 0-1  
Texas A&M W 11-3  
SMU W 7-0  
SMU L 3-16  
SMU L 0-5  
TCU W 10-1  
Brooke Medical Center W 4-2  
McMurray L 6-12  
Brooke Medical Center L 4-12  
Brooke Medical Center W 18-5  
Rice W 11-2  
Rice L 4-5  
Texas A&M L 3-11  
Dallas Rebels L 4-14

## 1948 18-11 (SWC 9-5, 3rd)

### A.E. "PETE" JONES

#### NCAA Western Regional

Mar. 15 STEPHEN F. AUSTIN W 17-12  
Mar. 16 STEPHEN F. AUSTIN W 21-2  
Mar. 20 Buffalo Bison W 7-6  
Mar. 24 Minnesota W 7-6  
Mar. 25 Minnesota L 3-10  
Mar. 27 Oklahoma W 11-6  
Apr. 1 Rice • W 24-3  
Apr. 2 Rice • W 14-4  
Apr. 6 at Texas A&M • L 0-8  
Apr. 7 at Texas A&M • L 3-5  
Apr. 10 at SMU • L 5-6  
Waco Pirates W 11-7  
Waco Pirates L 1-7  
vs. Buffalo Bison ! L 1-5  
Apr. 17 Texas • W 8-7  
Apr. 24 at TCU • W 15-5  
Apr. 27 Texas A&M • W 9-4  
Apr. 30 at Texas • L 1-2  
May 1 at Texas • L 1-8  
May 6 TCU • W 14-7  
May 7 TCU • W 14-6  
May 14 SMU • W 3-2  
May 15 SMU • W 9-4  
May 20 vs. Texas A&M \$ W 4-3  
May 21 vs. Texas A&M \$ L 1-17

June 16 vs. Southern California % L 0-8  
June 17 vs. Colorado State % W 13-4  
June 18 vs. Oklahoma State % W 9-8  
June 19 vs. Southern California % L 3-16

! - Played at Waxahachie, Texas  
\$ - Played at Brenham, Texas  
% - NCAA Western Regional, Denver, Colo.

## 1949 17-11 (SWC 9-5, 3rd)

### A.E. "PETE" JONES

Mar. 8 at Stephen F. Austin W 4-2  
Mar. 9 at Stephen F. Austin W 7-4  
Mar. 11 Stephen F. Austin W 18-3  
Mar. 12 Stephen F. Austin W 11-0  
Mar. 14 Hardin Simmons W 11-4  
Mar. 15 Oklahoma State W 3-2  
Mar. 16 Oklahoma State L 3-4  
Mar. 18 Hardin Simmons W 3-1  
Mar. 19 Hardin Simmons W 14-4  
Mar. 23 Minnesota W 7-3  
Mar. 26 SMU • W 14-3  
Mar. 31 at Texas • L 4-10  
Apr. 5 Nebraska L 5-7  
Apr. 5 Nebraska W 4-3  
Apr. 8 Texas A&M • W 13-2  
Apr. 9 Texas A&M • L 11-15  
Apr. 14 at Texas A&M • L 1-2  
Apr. 15 Bradley L 13-15  
Apr. 16 Bradley W 1-0  
Apr. 22 at TCU • W 10-1  
Apr. 29 Texas • W 11-5  
Apr. 30 Texas • W 3-2  
May 6 at Rice • L 1-4  
at Rice • L 2-5  
May 7 Rice • W 1-0  
May 14 at SMU • L 3-6  
May 17 at SMU • W 12-5  
TCU W 5-1  
TCU W 11-4

## 1950 20-10 (SWC 8-7, 3rd)

### A.E. "PETE" JONES

SMU W 11-10  
SMU W 5-0  
SMU W 3-2  
Apr. 15 TEXAS W 2-1  
Apr. 28 at Texas L 3-22  
May 3 at Texas L 1-22

## 1951 10-10 (SWC 6-9, 4th)

### VIC BRADFORD

Houston L 3-5  
Houston W 6-4  
Oklahoma  
Rice  
Minnesota  
Texas A&M W 3-2  
Apr. 9 at Texas L 1-5  
SMU W 8-1  
SMU L 6-13  
SMU W 6-5  
TCU  
Rice  
Apr. 27 TEXAS W 9-8  
Apr. 28 TEXAS L 1-4  
Texas A&M L 0-9  
Texas A&M L 6-12  
SMU  
TCU

## 1952 unknown (SWC 9-6, 2nd)

### CHUCK DEVEREAUX

Mar. 7 at Sam Houston State  
Mar. 8 at Sam Houston State  
Mar. 11 TCU  
Mar. 13 at TCU  
Mar. 15 TEXAS W 8-5  
Mar. 18 Texas W 6-5  
Mar. 20 Oklahoma  
Mar. 24 Minnesota  
Mar. 25 Minnesota  
Mar. 28 TCU •  
Mar. 29 TCU •  
Apr. 1 at Texas A&M • T 2-2  
Apr. 2 at Texas A&M • W 12-9  
Apr. 5 at SMU •

Apr. 8 Rice •  
Apr. 9 Rice •  
Apr. 18 Texas • L 2-3  
Apr. 26 at TCU •  
Apr. 29 Texas A&M • W 16-6  
Apr. 29 TEXAS A&M • W 3-0  
May 3 Texas • L 3-17  
May 3 TEXAS • W 9-5  
May 9 SMU •  
May 10 SMU •  
May 15 at Rice •

## 1953 unknown (SWC 7-5, 3rd)

### A.E. "PETE" JONES

Mar. 6 at Sam Houston State  
Mar. 7 at Sam Houston State  
Mar. 9 at Houston W 4-3  
Mar. 10 at Houston W 11-6  
Mar. 13 TCU  
Mar. 14 at TCU  
Mar. 17 Texas L 5-10  
Mar. 21 at Texas L 7-25  
Mar. 27 at Rice  
Mar. 28 at Rice  
Mar. 31 at Texas A&M W 8-0  
Apr. 7 Nebraska L 1-8  
Apr. 7 Nebraska T 8-8  
Apr. 10 Texas L 5-6  
Apr. 11 Texas W 10-9  
Apr. 18 TCU  
Apr. 21 SMU  
Apr. 25 at Texas L 11-14  
May 1 at SMU  
May 2 at SMU  
May 7 Texas A&M W 8-4  
May 8 Texas A&M W 5-0  
May 12 at TCU  
May 13 at TCU  
May 16 Rice

## 1954 15-9-1 (SWC 9-5-1, 2nd)

### BOYD "JELLY" SORELLE

TCU W 3-0  
TCU L 6-7  
Houston L 4-5  
Houston W 8-5  
Sul Ross State L 4-14  
Sul Ross State W 9-1  
Mar. 26 at Texas L 10-15  
Mar. 27 at Texas L 4-12  
Temple W 11-8  
TCU W 13-2  
TCU L 1-2  
Texas A&M L 5-8  
Texas A&M W 6-4  
SMU W 3-2  
Rice W 4-0  
Rice W 9-0  
Apr. 27 Texas T 13-13  
TCU L 1-2  
Texas A&M W 5-4  
SMU W 4-3  
SMU W 5-3  
Rice W 4-0  
Rice W 9-6

## 1955 11-14 (SWC 7-8, t-3rd)

### BOYD "JELLY" SORELLE

Sam Houston State W 5-3  
Sam Houston State L 2-12  
Houston W 5-3  
Houston L 2-5  
TCU W 10-7  
Sul Ross State L 1-7  
Sul Ross State L 11-4  
TCU L 1-4  
Rice W 8-0  
Texas A&M L 2-4  
Texas Lutheran L 6-11  
Texas Lutheran L 3-6  
Apr. 12 at Texas W 5-2  
TCU W 10-5  
SMU L 7-8  
Texas A&M W 13-2  
Texas A&M L 4-12  
SMU L 0-1  
SMU L 2-5  
TCU L 0-3  
TCU W 3-0  
Rice W 12-5

HISTORY





ALL-TIME RESULTS

Table of results for Rice (W/L) and Texas (W/L) from May 13.

1956 12-11 (SWC 8-6, t-2nd) BOYD "JELLY" SORELLE

Table of results for 1956 season, listing opponents and scores.

1957 10-11 (SWC 4-7, 4th) BOYD "JELLY" SORELLE

Table of results for 1957 season, listing opponents and scores.

1958 5-17 (SWC 2-11, 6th) LLOYD RUSSELL

Table of results for 1958 season, listing opponents and scores.

1959 12-13 (SWC 6-8, 5th) LLOYD RUSSELL

Table of results for 1959 season, listing opponents and scores.

Table of results for 1960 season, listing opponents and scores.

1960 15-7 (SWC 10-5, t-2nd) LLOYD RUSSELL

Table of results for 1960 season, listing opponents and scores.

1961 18-4-1 (SWC 10-4-1, t-2nd) LLOYD RUSSELL #25 CB

Table of results for 1961 season, listing opponents and scores.

1962 17-7 (SWC 9-5, 3rd) DUTCH SCHROEDER

Table of results for 1962 season, listing opponents and scores.

Table of results for 1963 season, listing opponents and scores.

1963 13-11 (SWC 7-8, 4th) DUTCH SCHROEDER

Table of results for 1963 season, listing opponents and scores.

1964 18-7 (SWC 10-5, 2nd) DUTCH SCHROEDER #26 CB

Table of results for 1964 season, listing opponents and scores.

1965 18-7 (SWC 9-6, 3rd) DUTCH SCHROEDER

Table of results for 1965 season, listing opponents and scores.

HISTORY









ALL-TIME RESULTS

1984 26-23 (SWC 9-12, t-5th)

MICKY SULLIVAN

Table of baseball game results for 1984, listing dates, opponents, and scores for Mickey Sullivan.

! - Jody Ramsey Tournament, Edinburg, Texas

1985 42-13 (SWC 14-7, 2nd)

MICKY SULLIVAN

#21 BA

Table of baseball game results for 1985, listing dates, opponents, and scores for Mickey Sullivan.

1986 40-22 (SWC 12-9, 4th)

MICKY SULLIVAN

Table of baseball game results for 1986, listing dates, opponents, and scores for Mickey Sullivan.

! - SWC Tournament, Fayetteville, Ark.

1986 40-22 (SWC 12-9, 4th)

MICKY SULLIVAN

Table of baseball game results for 1986, listing dates, opponents, and scores for Mickey Sullivan.

! - Citrus Tournament, Edinburg, Texas

§ - SWC Tournament, College Station, Texas

1987 38-15 (SWC 9-12, 5th)

MICKY SULLIVAN

Table of baseball game results for 1987, listing dates, opponents, and scores for Mickey Sullivan.

! - Played at San Antonio, Texas

1988 25-31-1 (SWC 9-12, 4th)

MICKY SULLIVAN

Table of baseball game results for 1988, listing dates, opponents, and scores for Mickey Sullivan.

HISTORY







ALL-TIME RESULTS

Table of baseball results from 1982 to 2006, including dates, opponents, scores, and statistics.

! - Big 12 Tournament, Oklahoma City, Okla.

1998 41-20-1 (BIG 12 18-10, 2nd)

STEVE SMITH
NCAA SOUTH I Regional
#22 BA • #28 CB • #22 USA

Table of baseball results for the year 1998, including dates, opponents, scores, and statistics.

Table of baseball results from 1997 to 2006, including dates, opponents, scores, and statistics.

! - Big 12 Tournament, Oklahoma City, Okla.
\$ - NCAA South I Regional, Gainesville, Fla.

1999 50-15 (BIG 12 20-7, 2nd)

STEVE SMITH
NCAA Waco Super Regional
NCAA Waco Regional
#8 BA • #9 CB • #9 USA

Table of baseball results for the year 1999, including dates, opponents, scores, and statistics.

2000 45-17 (BIG 12 23-7, 1st)

STEVE SMITH
NCAA Waco Regional
Big 12 Conference Champions
#14 BA • #18 CB • #17 USA

Table of baseball results for the year 2000, including dates, opponents, scores, and statistics.

! - Big 12 Tournament, Oklahoma City, Okla.
\$ - NCAA Waco Regional, Waco, Texas

2001 37-24 (BIG 12 17-10, 4th)

STEVE SMITH
NCAA Houston Regional
#22 BA • #20 CB • #25 USA

Table of baseball results for the year 2001, including dates, opponents, scores, and statistics.

HISTORY





ALL-TIME RESULTS

Table listing baseball game results from 1970 to 2023, including date, opponent, score, and record.

! - Astros College Classic, Houston, Texas
\$ - Big 12 Tournament, Oklahoma City, Okla.
% - NCAA Houston Regional, Houston, Texas

Table listing baseball game results from 1970 to 2023, including date, opponent, score, and record.

! - Astros College Classic, Houston, Texas
\$ - at Dodger Stadium, Los Angeles, Calif.
% - Big 12 Tournament, Arlington, Texas
^ - NCAA Austin Regional, Austin, Texas

2003 45-23 (BIG 12 15-12, 5th)

STEVE SMITH

NCAA Baton Rouge Super Regional

NCAA Hattiesburg Regional

#11 BA • #13 CB • #13 USA • #11 NCBWA

Table listing 2003 baseball game results, including date, opponent, score, and record.

Table listing 2003 baseball game results, including date, opponent, score, and record.

! - Minute Maid Park College Classic, Houston, Texas
\$ - Big 12 Tournament, Oklahoma City, Okla.
% - NCAA Hattiesburg Regional, Hattiesburg, Miss.
^ - NCAA Baton Rouge Super Regional, Baton Rouge, La.

2004 29-31 (BIG 12 13-12, 6th)

STEVE SMITH

Table listing 2004 baseball game results, including date, opponent, score, and record.

! - Big 12 Tournament, Arlington, Texas

2005 46-24 (BIG 12 19-8, t-1st)

STEVE SMITH

NCAA College World Series

NCAA Waco Super Regional

NCAA Waco Regional

Big 12 Conference Co-Champions

#4 BA • #4 CB • #4 USA • #4 NCBWA

Table listing 2005 baseball game results, including date, opponent, score, and record.

HISTORY





ALL-TIME RESULTS

2009 30-26 (BIG 12 10-16, 8th)

STEVE SMITH

NCAA Baton Rouge Regional

Table listing 2009 season results for Steve Smith, including dates, opponents, scores, and statistics.

! - Astros College Classic (Minute Maid Park; Houston, Texas)
% - QTI Baylor Classic (Baylor Ballpark; Waco, Texas)
^ - Big 12 Conference Championship, (Bricktown Ballpark; Oklahoma City, Okla.)
† - NCAA Baton Rouge Regional (Alex Box Stadium; Baton Rouge, La.)

2010 36-24 (BIG 12 12-13, 6th)

STEVE SMITH

NCAA FORT WORTH Regional

Table listing 2010 season results for Steve Smith, including dates, opponents, scores, and statistics.

Table listing 2011 season results for Steve Smith, including dates, opponents, scores, and statistics.

% - QTI Baylor Classic (Baylor Ballpark; Waco, Texas)
^ - Big 12 Conference Championship, (Bricktown Ballpark; Oklahoma City, Okla.)
† - NCAA Fort Worth Regional (Lupton Stadium; Fort Worth, Texas)

2011 31-28 (BIG 12 13-14, 5th)

STEVE SMITH

NCAA HOUSTON Regional

Table listing 2011 season results for Steve Smith, including dates, opponents, scores, and statistics.

Table listing 2012 season results for Steve Smith, including dates, opponents, scores, and statistics.

% - QTI Opening Weekend Classic (Baylor Ballpark; Waco, Texas)
! - Astros College Classic (Minute Maid Park; Houston, Texas)
^ - Big 12 Conference Championship, (Bricktown Ballpark; Oklahoma City, Okla.)
† - NCAA Houston Regional (Reckling Park; Houston, Texas)

2012 49-17 (BIG 12 20-4, 1st)

STEVE SMITH

NCAA Waco Super Regional

NCAA Waco Regional

Big 12 Conference Champions

#10 BA • #10 CB • #9 USA • #9 NCBWBA

Table listing 2012 season results for Steve Smith, including dates, opponents, scores, and statistics.

! - The Dell Diamond; Round Rock, Texas
% - QTI Baylor Classic (Baylor Ballpark; Waco, Texas)
\$ - Big 12 Conference Championship, (Bricktown Ballpark; Oklahoma City, Okla.)
† - NCAA Waco Regional (Baylor Ballpark; Waco, Texas)
^ - NCAA Waco Super Regional (Baylor Ballpark; Waco, Texas)

HISTORY







# ALL-TIME RESULTS

Apr. 15	KANSAS •	W	19-2	1749
Apr. 16	KANSAS •	W	6-5	1827
Apr. 18	LAMAR	W	5-1	1553
Apr. 19	SAM HOUSTON	W	9-5	1514
Apr. 22	at Texas #10 •	L	1-20	7300
Apr. 23	at Texas #10 •	L	4-13	7177
Apr. 24	at Texas #10 •	L	4-13	7063
Apr. 26	INCARNATE WORD	W	8-7	1435
Apr. 29	TEXAS TECH #9 •	L	1-7	2217
Apr. 30	TEXAS TECH #9 •	L	1-11	2815
May 1	TEXAS TECH #9 •	W	11-7	2073
May 3	TARLETON	W	8-2	1562
May 13	at Kansas State •	W	4-2	1763
May 14	at Kansas State •	L	5-7	1587
May 15	at Kansas State •	L	5-7	1645
May 17	STEPHEN F. AUSTIN [7]	W	12-0	1426
May 19	OKLAHOMA STATE #8 •	W	13-11	1515
May 20	OKLAHOMA STATE #8 •	L	5-11	1742
May 21	OKLAHOMA STATE #8 •	L	5-9	1858
May 25	vs. TCU #18 ^	L	2-4	5528
May 26	vs. Oklahoma State #9 ^ [7]	L	1-11	6288

§ - Shriners Children's College Classic (Minute Maid Park; Houston, Texas)

^ - Big 12 Conference Championship, (Globe Life Field; Arlington, Texas)



YEARLY RECORDS

1902-1914 PRE-SOUTHWEST CONFERENCE

Table with columns: YEAR, REC., COACH. Rows for years 1902 to 1914.

1915-1996 SOUTHWEST CONFERENCE

Table with columns: YEAR, REC., SWC REC., SWC FINISH, COACH, FINAL RANK. Rows for years 1915 to 1996.

Table with columns: YEAR, REC., SWC REC., SWC FINISH, COACH, FINAL RANK. Rows for years 1958 to 1996.

1996-PRESENT BIG 12 CONFERENCE

Table with columns: YEAR, REC., BIG 12 REC., BIG 12 FINISH, COACH, FINAL RANK. Rows for years 1997 to 2022.

COACHING RECORDS

Table with columns: COACH, YEARS, OVERALL, PCT. Section: VICTORIES.

WINNING PERCENTAGE

Table with columns: COACH, YEARS, OVERALL, PCT. Section: MINIMUM FIVE SEASONS.

CONFERENCE VICTORIES

Table with columns: COACH, YEARS, OVERALL, PCT. Section: CONFERENCE VICTORIES.

CONFERENCE WINNING PERCENTAGE

Table with columns: COACH, YEARS, OVERALL, PCT. Section: MINIMUM FIVE SEASONS.

NOTE: Final rank based upon Collegiate Baseball rankings from 1959 through 1980 and based upon Baseball America rankings from 1981 to present.

\*COVID-19 Pandemic shortened season

HISTORY







# NCAA POSTSEASON HISTORY

## 1948

### WESTERN REGIONAL

#### MERCHANTS PARK • DENVER, COLO.

June 16	Southern California	L	0-8
June 17	Colorado State	W	13-4
June 18	Oklahoma State	W	9-8
June 19	Southern California	L	3-16

## 1977

### SOUTH CENTRAL REGIONAL

#### ARLINGTON STADIUM • ARLINGTON, TEXAS

May 26	New Orleans	W	10-1
May 27	Miami [Ohio]	L	3-7
May 28	New Orleans	W	7-1
May 28	Miami [Ohio]	W	12-7
May 29	Miami [Ohio]	W	2-0

### COLLEGE WORLD SERIES

#### ROSENBLATT STADIUM • OMAHA, NEB.

June 11	South Carolina [10]	L	2-3
June 12	Minnesota [11]	L	3-4

## 1978

### SOUTH CENTRAL REGIONAL

#### ARLINGTON STADIUM • ARLINGTON, TEXAS

May 19	Mississippi State	W	3-0
May 21	UT-Pan American [10]	W	3-2
May 22	Mississippi State	W	6-3

### COLLEGE WORLD SERIES

#### ROSENBLATT STADIUM • OMAHA, NEB.

June 2	Michigan	L	0-4
June 3	Miami, Fla.	L	1-12

## 1991

### MIDWEST REGIONAL

#### ECK STADIUM-TYLER FIELD • WICHITA, KAN.

May 24	California	L	3-8
May 25	Wichita State	L	7-13

## 1993

### SOUTH REGIONAL

#### ALEX BOX STADIUM • BATON ROUGE, LA.

May 27	Kent	W	4-1
May 28	South Alabama	L	3-9
May 29	LSU	L	6-13

## 1998

### SOUTH I REGIONAL

#### MCKETHAN FIELD • GAINESVILLE, FLA.

May 21	Richmond	L	10-12
May 22	Florida	W	10-5
May 23	Illinois [13]	L	7-8

## 1999

### WACO REGIONAL

#### BAYLOR BALLPARK • WACO, TEXAS

May 28	Eastern Illinois	W	7-3
May 29	Minnesota	W	6-4
May 30	Minnesota	W	22-6

### WACO SUPER REGIONAL

#### BAYLOR BALLPARK • WACO, TEXAS

June 4	Oklahoma State	L	11-18
June 5	Oklahoma State	W	17-7
June 6	Oklahoma State	L	2-6

## 2000

### WACO REGIONAL

#### BAYLOR BALLPARK • WACO, TEXAS

May 26	Texas State	L	0-6
May 27	Florida	L	1-10

## 2001

### HOUSTON REGIONAL

#### RECKLING PARK • HOUSTON, TEXAS

May 25	Houston	W	7-1
May 26	Rice	W	11-10
May 27	Rice	L	4-7
May 28	Rice	L	4-5

## 2002

### AUSTIN REGIONAL

#### DISCH-FALK FIELD • AUSTIN, TEXAS

May 31	Lamar	W	4-2
June 1	Texas	L	8-10
June 1	Lamar	W	10-9
June 2	Texas	L	0-2

## 2003

### HATTIESBURG REGIONAL

#### PETE TAYLOR PARK • HATTIESBURG, MISS.

May 30	Murray State	W	7-6
May 31	Southern	W	10-3
June 1	Southern Mississippi	W	3-2

### Baton Rouge super regional

#### Alex Box Stadium • Baton Rouge, La.

June 6	LSU	W	4-1
June 7	LSU	L	5-6
June 8	LSU	L	5-20

## 2005

### WACO REGIONAL

#### BAYLOR BALLPARK • WACO, TEXAS

June 4	UTSA	W	8-3
June 5	TCU	W	8-3
June 6	Stanford [12]	W	4-3

### WACO SUPER REGIONAL

#### BAYLOR BALLPARK • WACO, TEXAS

June 11	Clemson	L	2-4
June 12	Clemson	W	7-1
June 13	Clemson	W	6-1

### COLLEGE WORLD SERIES

#### ROSENBLATT STADIUM • OMAHA, NEB.

June 18	Texas	L	1-5
June 20	Oregon State [10]	W	4-3
June 21	Tulane	W	8-7
June 22	Texas	L	3-4

## 2006

### HOUSTON REGIONAL

#### RECKLING PARK • HOUSTON, TEXAS

June 3	Arizona State	W	3-2
June 4	Rice	L	2-7
June 4	Arizona State	W	7-2
June 5	Rice	L	4-7

## 2007

### HOUSTON REGIONAL

#### RECKLING PARK • HOUSTON, TEXAS

June 1	TCU	L	2-3
June 2	Prairie View A&M	W	9-2
June 3	TCU	L	5-10

## 2009

### BATON ROUGE REGIONAL

#### ALEX BOX STADIUM • BATON ROUGE, LA.

May 29	Minnesota	W	5-0
May 30	LSU [10]	L	2-3
May 31	Minnesota	L	12-15

## 2010

### FORT WORTH REGIONAL

#### LUPTON STADIUM • FORT WORTH, TEXAS

June 4	Arizona	L	9-10
June 5	Lamar	W	6-4
June 6	Arizona	W	4-2
June 6	TCU	L	0-9

## 2011

### HOUSTON REGIONAL

#### RECKLING PARK • HOUSTON, TEXAS

June 3	California	W	6-4
June 4	Rice	W	3-2
June 5	California	L	0-8
June 6	California	L	8-9

## 2012

### WACO REGIONAL

#### BAYLOR BALLPARK • WACO, TEXAS

June 1	Oral Roberts	L	2-4
June 2	UT Arlington	W	11-6
June 3	Oral Roberts	W	5-2
June 3	Dallas Baptist	W	9-2
June 4	Dallas Baptist	W	8-2

### WACO SUPER REGIONAL

#### BAYLOR BALLPARK • WACO, TEXAS

June 9	Arkansas	W	8-1
June 10	Arkansas	L	4-5
June 11	Arkansas [10]	L	0-1

## 2017

### HOUSTON REGIONAL

#### SCHROEDER PARK • HOUSTON, TEXAS

June 2	Texas A&M	L	5-8
June 3	Houston	L	3-17

## 2018

### STANFORD REGIONAL

#### SUNKEN DIAMOND • STANFORD, CALIF.

June 1	Cal State Fullerton	L	2-6
June 2	Wright State	W	11-5
June 3	Stanford	L	2-4

## 2019

### LOS ANGELES REGIONAL

#### JACKIE ROBINSON STADIUM • LOS ANGELES, CALIF.

May 31	Loyola Marymount	L	1-3
June 1	Omaha	W	24-6
June 2	UCLA	L	6-11

## ALL-TIME RECORD

**45-45**

Regionals	38-32
Home	10-3
Away	4-13
Neutral	24-16
Super Regional	5-7
Home	4-5
Away	1-2
College World Series	2-6



# COLLEGE WORLD SERIES APPEARANCES

## 1977

### PLAYERS

OF	Robert Beane	Sr.	Kilgore, Texas
P	Andy Beene	So.	Dallas, Texas
P	Sammy Bickham	Fr.	Plano, Texas
P	Don Brazell	Sr.	Phoenix, Ariz.
P	Jamie Cocanower	So.	Balboa, Panama
P/OF	Burl Coker	Jr.	Waco, Texas
IF	Fritz Connally	Fr.	Pasadena, Texas
IF	Bill Crosby	Jr.	Memphis, Tenn.
C	Mike Czimskey	Sr.	Taylor, Texas
IF	Keith Houk	So.	Waco, Texas
OF	Mike Johanson	So.	Clear Lake, Texas
IF	Kenny Kolkhorst	Jr.	Houston, Texas
IF	Steve Macko	Sr.	Dallas, Texas
IF/P	Shane Nolen	So.	Pasadena, Texas
IF	Manuel Ordonez	Jr.	Waco, Texas
IF	Luke Prestridge	So.	Houston, Texas
P	John Perlman	So.	Carthage, Texas
OF	Greg Pennington	So.	Houston, Texas
P	Mike Roberts	So.	Dallas, Texas
P	John Schott	Sr.	San Antonio, Texas
IF	Duncan Shanklin	Sr.	Houston, Texas
P	Harry Shipley	Sr.	Waco, Texas
IF	David Starnes	So.	Richardson, Texas
IF	Mike Wells	Jr.	Houston, Texas
OF	Leonard Woods	Sr.	Riesel, Texas
C	Buddy Woolley	Sr.	Longview, Texas

### COACHES

Mickey Sullivan - Head Coach  
Dick Couey - Assistant Coach

### RESULTS

at UT Arlington	W 2-1	UT-PAN AMERICAN	W 12-2
at UT Arlington	W 2-1	UT-PAN AMERICAN	W 11-1
UT ARLINGTON	W 7-3	TEXAS TECH *	W 4-0
UT ARLINGTON	W 4-0	TEXAS TECH *	W 6-1
TCU *	W 20-3	TEXAS TECH *	W 15-3
TCU *	L 1-2	at SMU *	W 14-0
TCU *	L 2-3	at SMU *	W 15-0
at Sam Houston State	W 4-0	at SMU *	W 12-7
at Sam Houston State	L 7-10	TEXAS *	L 4-10
at St. Mary's	L 4-6	TEXAS *	W 4-2
at St. Mary's	W 4-3	TEXAS *	W 3-2
ST. MARY'S	W 15-8	at Texas \$	W 3-2
ST. MARY'S	W 11-5	vs. Texas A&M \$	W 2-1
at Rice *	L 7-9	at Texas \$	W 7-0
at Rice *	W 18-1	vs. New Orleans %	W 10-1
at Rice *	W 12-3	vs. Miami [Ohio] %	L 3-7
at Hardin Simmons	W 5-2	vs. New Orleans %	W 7-1
at Hardin Simmons	W 7-4	vs. Miami [Ohio] %	W 12-7
CENT. MICHIGAN	W 7-3	vs. Miami [Ohio] %	W 2-0
CENT. MICHIGAN	W 16-3	vs. South Carolina &	L 2-3
NEBRASKA	W 2-0	vs. Minnesota &	L 3-4
NEBRASKA	L 0-1		
NEBRASKA	W 12-3	* - Southwest Conference games	
NEBRASKA	W 6-4	\$ - SWC Tournament, Austin, Texas	
at Texas A&M *	L 8-9	% - NCAA South Central Regional,	
at Texas A&M *	L 1-2	Arlington, Texas	
at Texas A&M *	W 8-0	& - College World Series, Omaha, Neb.	
HOUSTON *	W 15-8		
HOUSTON *	L 0-5		
HOUSTON *	W 8-1		
SAM HOUSTON ST.	W 4-1		
SAM HOUSTON ST.	W 13-7		
at Arkansas *	W 5-3		
at Arkansas *	L 2-5		
at Arkansas *	L 1-6		
UT-PAN AMERICAN	W 8-6		
UT-PAN AMERICAN	W 10-8		

Led by senior All-America shortstop Steve Macko, the Bears came back through the losers bracket to take the 1977 South Central Regional title and advance to the College World Series for the first time.

After pounding New Orleans 10-1 in the regional's first game, Baylor lost to Miami (Ohio) 7-3. Facing elimination, the Bears beat New Orleans again (7-1) and Miami (Ohio) twice (12-7, 2-0) to advance to the CWS. John Schott and Jaime Cocanower combined to shutout the RedHawks in the title game.

Baylor entered the 1977 NCAA College World Series with a 43-15 record before losing two one-run, extra-inning games. The Bears fell 3-2 in 10 innings against South Carolina and 4-3 in 11 innings against Minnesota. Arizona State went on to win the national title, 2-1, over South Carolina in the championship game.

For the season, Macko led the Bears at the plate with a .417 average. Sammy Bickham (10-4) and Burl Coker (10-4) were Baylor's top pitchers, combining for 20 of the Bears' 43 wins.

### LINEUP

SS	Steve Macko (.417, 8 HR, 49 RBI, 22 2B, 7 3B, 68 R)
C	Mike Czimskey (.276, 9 HR, 37 RBI, 10 2B, 37 R)
3B	Fritz Connally (.306, 7 HR, 47 RBI, 15 2B, 40 R)
1B	Luke Prestridge (.304, 4 HR, 24 RBI, 12 2B, 35 R)
DH/1B	Ken Kolkhorst (.363, 6 HR, 51 RBI, 21 2B, 41 R)
CF/P	Shane Nolen (.252, 4 HR, 29 RBI, 32 R)
RF/P	Burl Coker (.320, 5 HR, 27 RBI; 10-4, 2.27)
LF	Leonard Woods (.295, 13 HR, 44 RBI, 7 2B, 53 R)
2B	Duncan Shanklin (.289, 1 HR, 19 RBI)
P	Sammy Bickham (10-4, 3.18, 6 CG)
P	Jaime Cocanower (8-3, 1 Sv, 2.49)
P	Don Brazell (1-1, 2 Sv, 3.07)

HISTORY

# COLLEGE WORLD SERIES APPEARANCES

## 1978

### PLAYERS

P	Andy Beene	Jr.	Dallas, Texas
P	Jamie Cocanower	Jr.	Balboa, Panama
P/OF	Burl Coker	Sr.	Waco, Texas
IF	Fritz Connally	So.	Pasadena, Texas
IF	Bill Crosby	Sr.	Memphis, Tenn.
OF	Mike Johanson	Jr.	Clear Lake, Texas
IF	Kenny Kolkhorst	Sr.	Houston, Texas
IF/P	Shane Nolen	Jr.	Pasadena, Texas
IF	Manuel Ordonez	Sr.	Waco, Texas
IF	Luke Prestridge	Jr.	Houston, Texas
P	John Pearlman	Jr.	Carthage, Texas
P	Mike Roberts	Jr.	Dallas, Texas
IF	Mike Wells	Sr.	Houston, Texas
IF	Brent Lummus	Fr.	Waco, Texas
OF	Greg Pennington	So.	Houston, Texas
OF	Brian Allen	Fr.	Brownwood, Texas
C	Jeff Mallett	Fr.	Beaumont, Texas
C	James Baker	Fr.	Artesia, N.M.
P	Don Oliver	Fr.	Victoria, Texas
P	Paul Farmer	Fr.	Lamar, Texas
IF	Scott Lewis	So.	Alpine, Texas
OF	Mark Malthaner	Jr.	Norman, Okla.
IF	David Starnes	So.	Richardson, Texas
P	Wes Hooks	Fr.	Birmingham, Mich.
IF	Tom Milam	Fr.	Jackson, Miss.
C	Don Buckalew	Fr.	Conroe, Texas
IF	Steve Runnels	Fr.	Pasadena, Texas

### COACHES

Mickey Sullivan - Head Coach  
Dick Couey - Assistant Coach

### RESULTS

at Arizona State	L 1-3	at Oral Roberts	L 5-8
at Arizona State	L 1-5	at Oral Roberts	L 1-3
at Grand Canyon	L 3-5	at Oral Roberts	W 7-6
ST. MARY'S	W 2-1	at TCU *	W 14-8
ST. MARY'S	W 2-0	at TCU *	W 13-1
SAM HOUSTON ST.	W 15-6	at TCU *	W 7-6
SAM HOUSTON ST.	W 12-3	vs. Arkansas \$	W 1-0
SMU *	W 9-5	vs. Houston \$	W 8-4
SMU *	W 5-4	vs. Houston \$	W 11-3
SMU *	W 27-18	vs. Mississippi State %	W 3-0
at Texas Tech *	W 12-3	vs. UT-Pan American %	W 3-2
at Texas Tech *	L 0-4	vs. Mississippi State %	W 6-3
at Texas Tech *	L 1-5	vs. Michigan &	L 0-4
CENT. MICHIGAN	W 4-3	vs. Miami, Fla. &	L 1-12
ARKANSAS *	W 12-11		
ARKANSAS *	L 6-7	* - Southwest Conference games	
ARKANSAS *	W 9-8	\$ - SWC Tournament, Austin, Texas	
NORTH TEXAS	W 19-11	% - NCAA South Central Regional,	
NORTH TEXAS	W 11-1	Arlington, Texas	
at Houston *	L 5-6	& - College World Series, Omaha, Neb.	
at Houston *	W 4-1		
at Houston *	W 14-11		
at St. Mary's	L 0-4		
at St. Mary's	W 2-1		
HARDIN SIMMONS	L 3-10		
HARDIN SIMMONS	W 10-4		
TEXAS A&M *	L 3-5		
TEXAS A&M *	L 4-8		
TEXAS A&M *	L 9-11		
at Sam Houston State	W 2-1		
at Sam Houston State	L 6-7		
at Texas *	L 0-3		
at Texas *	W 4-0		
at Texas *	L 4-10		
RICE *	W 9-5		
RICE *	W 8-1		
RICE *	W 10-8		

For the second straight season, Baylor claimed the South Central Regional title and advanced to the College World Series. Unfortunately, the Bears also repeated their 1977 performance with a quick exit.

Despite the loss of three all-conference performers from the previous year, the 1978 Bears swept through the Southwest Conference Tournament to land a spot in the regional, then swept through the regional to earn a second straight CWS appearance.

Playing without injured ace Burl Coker, Baylor found enough pitching to beat Mississippi State (3-0), UT-Pan Am (3-2 in 10 innings) and MSU again (6-3) in the regional.

Fritz Connally earned regional MVP honors, thanks to a 7-for-14 performance with four RBI. Seven other Bears joined Connally on the all-tournament team.

In the CWS, Baylor lost its first game to Michigan, 4-0, then saw the season end with a 12-1 loss to Miami, Fla.

Baylor finished with a 32-19 record as champions of the Southwest Conference Tournament. The Bears were led by junior first baseman Luke Prestridge, who topped the team in batting average at .332, and junior third baseman Fritz Connally, who hit .316 with 11 home runs.

### LINEUP

CF/P	Burl Coker (.325, 7 HR, 52 R; 9-2, 1.64, 2 saves)
LF	Mike Johanson (.298, 6 HR, 48 RBI, 13 2B, 37 R)
P/DH	Shane Nolen (.309, 9 HR, 37 RBI, 44 R; 4-6, 4.46)
3B	Fritz Connally (.316, 11 HR, 44 RBI, 10 2B, 42 R)
C	Ken Kolkhorst (.300, 4 HR, 35 RBI, 15 2B, 43 R)
2B	Manuel Ordonez (.291, 2 HR, 34 RBI, 5 2B, 4 3B, 28 R)
RF	Mike Wells (.258, 3 HR, 26 RBI, 24 R)
1B	Luke Prestridge (.332, 4 HR, 33 RBI, 12 2B)
SS	Bill Crosby (.254, 1 HR, 9 RBI, 7 2B, 22 R)
P	Jaime Cocanower (4-5, 5.87)
P	Jon Perlman (5-3, 3.20)
P	Mike Roberts (6-1, 2 Sv, 2.36)



# COLLEGE WORLD SERIES APPEARANCES

## 2005

### PLAYERS

IF	Wes Benefield	Fr.	Franklin, Tenn.
IF	Draw Bias	Fr.	Pflugerville, Texas
OF	Reid Brees	Sr.	Austin, Texas
RHP	Tyler Bullock	Jr.	Fort Worth, Texas
RHP	Nick Cassavechia	Fr.	Dallas, Texas
C	Zach Dillon	Jr.	Urbandale, Iowa
C	Josh Ford	Sr.	Baytown, Texas
OF	Seth Fortenberry	Jr.	Waco, Texas
RHP	Kerr Foster	Fr.	Athens, Texas
OF	Chase Gerdes	So.	Uvalde, Texas
2B	Michael Griffin	Sr.	Dallas, Texas
RHP	Ryan LaMotta	Jr.	Sugar Land, Texas
RHP	Randall Linebaugh	Fr.	Mesquite, Texas
RHP/1B	Jeff Mandel	So.	Houston, Texas
LHP	Xerxes Martin	Fr.	Dallas, Texas
RHP	Mark McCormick	Jr.	Houston, Texas
OF	Paul Miles	Fr.	Houston, Texas
OF	Mike Pankratz	Jr.	Houston, Texas
RHP	Andy Pape	Jr.	San Antonio, Texas
1B	Kyle Reynolds	Jr.	Houston, Texas
2B	Jake Rippee	So.	Kerrville, Texas
3B	Kevin Russo	Jr.	Boulder, Colo.
OF	Kevin Sevigny	Jr.	Springvale, Maine
LHP	Trey Taylor	Sr.	Mansfield, Texas
1B	Jason Thompson	So.	Eules, Texas
LHP	Cory VanAllen	So.	Sugar Land, Texas
RHP	Sean Walker	Sr.	La Mesa, Calif.
SS	Paul Witt	Sr.	Pine Bluff, Ark.
RHP	Abe Woody	Jr.	Round Rock, Texas

### COACHES

Steve Smith - Head Coach  
Mitch Thompson - Assistant Coach  
Steve Johnigan - Assistant Coach  
Chris Berry - Assistant Coach  
Cody Hall - Student Assistant

### RESULTS

vs. Houston !	W 8-6	PRAIRIE VIEW A&M	W 4-3
vs. Tennessee !	W 3-2	at Nebraska *	L 4-8
vs. Rice !	W 6-1	at Nebraska *	W 4-1
UT ARLINGTON	L 6-9	at Nebraska *	L 3-4
ORAL ROBERTS	L 3-9	UT ARLINGTON	W 8-5
ORAL ROBERTS	W 2-1	TEXAS TECH *	W 6-1
ORAL ROBERTS	W 4-0	TEXAS TECH *	L 2-3
at Arizona State	L 3-5	TEXAS TECH *	W 8-5
at Arizona State	L 4-12	UTSA	W 6-5
at Arizona State (10)	W 8-7	at Rice	L 0-7
at UT-San Antonio	W 4-2	TEXAS A&M *	W 10-9
LONG BEACH STATE	L 2-4	at Texas A&M *	W 3-1
LONG BEACH STATE	L 6-7	at Texas A&M *	W 6-4
LONG BEACH STATE	W 7-1	TEXAS STATE	W 7-4
NORTHWESTERN ST.	L 4-5	MISSOURI	W 7-5
at Vanderbilt (13)	W 9-4	MISSOURI *	L 3-7
at Vanderbilt	W 16-5	MISSOURI *	L 4-10
at Vanderbilt	W 4-1	vs. Kansas (10) \$	W 2-1
TCU (10)	W 4-3	vs. Oklahoma State \$	W 8-3
at Texas *	W 3-2	vs. Texas \$	W 9-8
TEXAS *	W 9-1	vs. Nebraska \$	L 0-1
TEXAS *	W 4-3	UTSA %	W 8-3
at Texas State	L 0-12	TCU %	W 8-3
at Oklahoma State *	L 1-7	STANFORD (12) %	W 4-3
at Oklahoma State *	W 6-3	CLEMSON †	L 2-4
at Oklahoma State *	L 2-3	CLEMSON †	W 7-1
TEXAS SOUTHERN	W 10-3	CLEMSON †	W 6-1
OKLAHOMA *	W 5-3	vs. Texas &	L 1-5
OKLAHOMA *	L 2-5	vs. Oregon State (10) &	W 4-3
OKLAHOMA *	W 6-2	vs. Tulane &	W 8-7
HOUSTON	L 3-9	vs. Texas &	L 3-4
KANSAS STATE *	W 8-3		
KANSAS STATE *	W 11-3		
KANSAS STATE *	W 8-4		
at UT Arlington	L 0-2		
at Kansas *	W 8-4		
at Kansas *	W 13-2		
at Kansas *	W 3-2		
at TCU (11)	L 1-2		

\* - Big 12 Conference games  
! - Minute Maid Park Classic, Houston, Texas  
\$ - Big 12 Tournament, Oklahoma City, Okla.  
% - NCAA Waco Regional, Waco, Texas  
† - NCAA Waco Super Regional, Waco, Texas  
& - College World Series, Omaha, Neb.

One year removed from the program's first losing season in nearly a decade, Baylor made its first College World Series appearance in 28 years in 2005. Baylor joined the 1993 Kansas Jayhawks as the only teams ever to reach the CWS one year after a losing season.

Eight returning starters, 10 returning pitchers with six fourth-year seniors: that was the nucleus for the first Baylor squad ever to sweep both Texas and Texas A&M in the same season. The Bears, who never lost more than two consecutive games, finished the Big 12 season 19-8 and shared the conference title with Nebraska. The two teams met again in the Big 12 Tournament title game with the Huskers edging the Bears, 1-0, on a sixth-inning sacrifice fly.

Baylor was awarded the nation's fourth overall seed, setting up regional and super regional stops at Baylor Ballpark. The Bears defeated UT-San Antonio, TCU and Stanford to win the regional and then bounced back from a game-one loss to defeat Clemson two games to one in the super regional.

In the CWS, Baylor lost its first game to Texas, 5-1. Two days later, the Bears recorded the program's first-ever CWS win, topping Oregon State, 4-3, in 10 innings. The next day, the Bears rallied from a 7-0 deficit through six innings for an 8-7 win, eliminating the top-ranked and top-seeded Tulane in arguably the best game in Baylor history. It was the second-largest comeback in CWS history. However, eventual national champion Texas ended the Bears' season the following night on Chance Wheelless' leadoff walk-off home run in the bottom of the ninth inning for a 4-3 UT win.

Baylor finished the season 46-24 and ranked fourth nationally, the program's highest final ranking ever.

### LINEUP

2B	Michael Griffin (.293, 7 HR, 34 RBI, 51 R, 16 2B, 8 SB)
1B	Kyle Reynolds (.258, 8 HR, 34 RBI, 40 R, 14 2B, 11 SB)
C/DH	Josh Ford (.328, 9 HR, 41 RBI, 47 R, 19 2B, .521 SLG, 7 SB)
DH/C	Zach Dillon (.304, 2 HR, 43 RBI, 29 R, 20 2B)
LF	Reid Brees (.278, 2 HR, 26 RBI, 23 R, 14 2B)
3B	Kevin Russo (.286, 3 HR, 36 RBI, 41 R, 8 2B, 8 SB)
RF	Mike Pankratz (.198, 3 HR, 16 RBI, 16 R)
CF	Kevin Sevigny (.230, 3 HR, 23 RBI, 24 R, 9 2B, 4 3B, 7 SB)
CF	Chase Gerdes (.257, 1 HR, 23 RBI, 23 R, 5 2B, 5 3B, 11 SB)
SS	Paul Witt (.251, 1 HR, 29 RBI, 37 R, 11 2B, 7 SB)
SP	Trey Taylor (7-6, 3.62 ERA, 104.1 IP, 89 K)
SP	Mark McCormick (8-4, 2.96 ERA, 112.2 IP, 115 K)
SP	Cory VanAllen (8-4, 4.02 ERA, 107.1 IP, 68 K)
RP	Jeff Mandel (4-0, 1.91 ERA, 66.0 IP, 27 K)
RP	Ryan LaMotta (5-2, 7 Sv, 2.15 ERA, 79.2 IP, 82 K)
RP	Abe Woody (10-3, 11 Sv, 2.58 ERA, 66.1 IP, 41 K)

HISTORY

## NCAA REGIONAL APPEARANCES

### 1948

#### WESTERN REGIONAL

MERCHANTS PARK • DENVER, COLO.

June 16	USC 8, Baylor 0
June 17	Baylor 13, Colorado State 4
June 18	Baylor 9, Oklahoma State 8
June 19	USC 16, Baylor 3

Baylor made its first-ever regional appearance in 1948. The Bears finished third in the Southwest Conference that season, but were selected for the NCAA Western Regional after SWC champ Texas and runner-up Texas A&M each declined the invitation.

### 1977

#### SOUTH CENTRAL REGIONAL

ARLINGTON STADIUM • ARLINGTON, TEXAS

May 26	Baylor 10, New Orleans 1
May 27	Miami (Ohio) 7, Baylor 3
May 28	Baylor 7, New Orleans 1
May 28	Baylor 12, Miami (Ohio) 7
May 29	Baylor 2, Miami (Ohio) 0

Led by All-America shortstop Steve Macko, the Bears came back through the losers bracket to take the 1977 South Central Regional title and advance to the College World Series for the first time.

After pounding New Orleans 10-1 in the first game, Baylor lost to Miami (Ohio) 7-3. Facing elimination, the Bears beat New Orleans again (7-1) and Miami (Ohio) twice (12-7, 2-0) to advance to the CWS. John Schott and Jaime Cocanower combined to shutout the RedHawks in the title game.

### 1978

#### SOUTH CENTRAL REGIONAL

ARLINGTON STADIUM • ARLINGTON, TEXAS

May 19	Baylor 3, Mississippi State 0
May 21	Baylor 3, Texas-Pan American 2 [10]
May 22	Baylor 6, Mississippi State 3

Despite the loss of three all-conference performers from the previous year, the 1978 Bears swept through the Southwest Conference Tournament to land a spot in the regional, then swept through the regional to earn a second straight CWS appearance.

Playing without injured staff ace Burl Coker, the Bears still found enough pitching to beat Mississippi State (3-0), UT-Pan Am (3-2 in 10 innings) and Mississippi State again (6-3).

Fritz Connally earned tournament MVP honors, thanks to a 7-for-14 performance with four RBI. Seven other Bears joined Connally on the all-tournament team.

### 1991

#### MIDWEST REGIONAL

ECK STADIUM-TYLER FIELD • WICHITA, KAN.

May 24	California 8, Baylor 3
May 25	Wichita State 13, Baylor 7

In 1991, an untimely series of injuries prevented the Bears from taking better advantage of their first NCAA postseason action in 13 years.

Three Baylor pitchers, including first-round draft pick Scott Ruffcorn, entered the regional nursing sore arms. Unable to depend on those pitchers, the Bears' postseason stay was shortened to an 8-3 loss against California and a 13-7 setback to host school and top-ranked Wichita State.

### 1993

#### SOUTH REGIONAL

ALEX BOX STADIUM • BATON ROUGE, LA.

May 27	Baylor 4, Kent 1
May 28	South Alabama 9, Baylor 3
May 29	LSU 13, Baylor 6

Baylor returned to postseason play in 1993 by upsetting host Texas twice to claim the Southwest Conference Tournament championship.

The Bears won their 10th straight game in round one of the regional, beating Kent 4-1. The streak came to an end the following day, however, when South Alabama beat Baylor 9-3. Eventual national champion LSU finished off the Bears' season one day later with a 13-6 victory.

### 1998

#### SOUTH I REGIONAL

MCKETHAN FIELD • GAINESVILLE, FLA.

May 21	Richmond 12, Baylor 10
May 22	Baylor 10, Florida 5
May 23	Illinois 8, Baylor 7 [13]

In 1998, head coach Steve Smith led his Bears to an NCAA tournament berth in just his fourth season. With a rotation bolstered by future first-round draft picks Kip Wells and Jason Jennings and a slugging line-up led by All-American Charley Carter, the Bears finished second in the Big 12 Conference and were sent to Florida for NCAA regional action.

Baylor blew a 9-0 lead against underdog Richmond in the first game and eventually lost 12-10. The Bears rebounded to beat the host Gators, 10-5, but saw their season end when Illinois scored an unearned run in the bottom of the 13th inning to beat Baylor 8-7.

### 1999

#### WACO REGIONAL

BAYLOR BALLPARK • WACO, TEXAS

May 28	Baylor 7, Eastern Illinois 3
May 29	Baylor 6, Minnesota 4
May 30	Baylor 22, Minnesota 4

#### WACO SUPER REGIONAL

BAYLOR BALLPARK • WACO, TEXAS

June 4	Oklahoma State 18, Baylor 11
June 5	Baylor 17, Oklahoma State 7
June 6	Oklahoma State 6, Baylor 2

Hosting an NCAA Regional for the first time, the Bears took advantage of playing at home (albeit in an unfinished Baylor Ballpark) to advance to the Super Regional in the first year of the extra round.

In each of the first two games, Baylor rallied from behind to win (7-3 vs. Eastern Illinois, 6-4 vs. Minnesota). The Golden Gophers battled back to face Baylor again in the championship game, but with no pitching left, Baylor blasted Minnesota 22-6.

The Bears also hosted their Super Regional against Big 12 foe Oklahoma State. The Cowboys rocked Baylor ace Jason Jennings in game one and won going away, 18-11. Baylor turned the tables in game two, pounding OSU 17-7. In the decisive game three, the Bears held a 2-0 lead through seven innings before OSU rallied to win 6-2 and advance to the CWS.

### 2000

#### WACO REGIONAL

BAYLOR BALLPARK • WACO, TEXAS

May 26	Texas State 6, Baylor 0
May 27	Florida 10, Baylor 1

After claiming their first outright conference title in 77 years, the Bears hosted a regional for the second straight season.

Baylor entered the Waco Regional as the favorite, ranked fifth in the nation. No. 4 seed Texas State surprised the Bears, however, as Bobcat ace Blake Williams (a 2000 first-round draft pick) shut out Baylor for a 6-0 win. In game two, Florida got revenge for the Bears' win in 1998 with a 10-1 victory, knocking the home team out of its own regional. The Bears' season ended as the Gators scored in six of the first seven innings to rout Baylor.



# NCAA REGIONAL APPEARANCES

## 2001

### HOUSTON REGIONAL

#### RECKLING PARK • HOUSTON, TEXAS

May 25	Baylor 7, Houston 1
May 26	Baylor 11, Rice 10
May 27	Rice 7, Baylor 4
May 28	Rice 5, Baylor 4

The Bears opened play with a 7-1 win over Houston, but fell behind early to host Rice. Baylor trailed the Owls 9-0 after seven innings, but the Bears scored five runs in the eighth and six runs in the ninth for perhaps the most exciting win in Baylor baseball history.

Rice won its elimination game against UT-Arlington, creating a rematch against Baylor with the Bears just needing to beat the Owls once more to advance to the Super Regional. In the first championship game, Rice beat Baylor 7-4, but the Bears looked to be on their way with a 4-2 lead headed to the bottom of the ninth in the final game. The Owls, however, scored three runs in the bottom of the ninth off the Baylor bullpen to steal a 5-4 win and send the Bears home early once more.

## 2002

### AUSTIN REGIONAL

#### DISCH-FALK FIELD • AUSTIN, TEXAS

May 31	Baylor 4, Lamar 2
June 1	Texas 10, Baylor 8
June 1	Baylor 10, Lamar 9
June 2	Texas 2, Baylor 0

The Bears made their way to the teams' third regional championship game in four years, but in the end Texas proved to be too much. Baylor defeated Lamar twice in the regional but lost twice to the Longhorns as host Texas advanced and eventually won the national championship.

In game one, Baylor scored four runs in the seventh inning to come from behind and beat Lamar, 4-2. Baylor lost to Texas in the first winners' bracket game, 10-8, as the Longhorns scored three runs in the sixth and four in the seventh for the win. A two-out steal of home on a trick play by Tim Hartshorn gave Baylor a 10-9 win over Lamar Saturday in the elimination game. Baylor starter Sean Walker, a true freshman, allowed the two runs over 6.1 innings in a tough-luck loss, as Texas won the championship game 2-0.

## 2003

### HATTIESBURG REGIONAL

#### PETE TAYLOR PARK • HATTIESBURG, MISS.

May 30	Baylor 7, Murray State 6
May 31	Baylor 10, Southern 3
June 1	Baylor 3, Southern Miss 2

### BATON ROUGE SUPER REGIONAL

#### ALEX BOX STADIUM • BATON ROUGE, LA.

June 6	Baylor 4, LSU 1
June 7	LSU 6, Baylor 5
June 8	LSU 20, Baylor 5

Baylor won three close regional games to advance to a Super Regional for the second time in program history, then suffered heartbreak, getting within six outs of the College World Series before falling short.

In Hattiesburg, an unearned eighth-inning run completed a three-run comeback for Baylor in a 7-6 win over Murray State in game one. The next day, the Bears broke open a 3-3 game with seven runs in the final three innings to beat national player of the year Rickie Weeks and Southern 10-3.

In Sunday's finale, Baylor rallied for three unearned runs in the eighth to beat host Southern Miss 3-2. Tournament Most Outstanding Player David Murphy drove in two with a game-tying double, and Josh Ford followed with a bloop single that scored Murphy with the go-ahead run.

Moving to Baton Rouge, Baylor won game one 4-1 behind Steven White's stellar outing and carried a 5-4 lead into the eighth Saturday before back-to-back homers propelled the Tigers to a 6-5 win. The wheels all came off on Sunday, as LSU scored 17 unanswered runs in the middle innings en route to a 20-5 win.

## 2005

### WACO REGIONAL

#### BAYLOR BALLPARK • WACO, TEXAS

June 4	Baylor 8, UTSA 3
June 5	Baylor 8, TCU 3
June 6	Baylor 4, Stanford 3 (12)

### WACO SUPER REGIONAL

#### BAYLOR BALLPARK • WACO, TEXAS

June 11	Clemson 4, Baylor 2
June 12	Baylor 7, Clemson 1
June 13	Baylor 6, Clemson 1

Backed by a dominant pitching staff and some timely hitting, the Bears returned to the NCAA Tournament after a one-year absence and rolled to the program's first College World Series appearance since 1978. Five different Bears recorded wins on the hill as the Baylor staff recorded a 2.21 ERA (compared to its opponents' 5.33 mark) and held the opposition to a .255 batting average en route to the school's third CWS trip ever.

Seeded fourth nationally in the 64-team field, Baylor earned home field advantage for the Waco Regional and quickly dispatched of regional rivals Texas-San Antonio and TCU. In the regional championship game against Stanford, the Bears' Seth Fortenberry slugged a solo home run in the top of the ninth inning to tie the game, before Jeff Mandel's solo homer in the 12th gave Baylor a 4-3 victory and their third-ever Super Regional trip.

Hosting a Super Regional for the first time since 1999, sixth-ranked Baylor left 14 men on base and dropped the series opener to 13th-ranked Clemson, 4-2. The Bears bounced back to take the series' second game 7-1 behind Mark McCormick's 10-strikeout, six-hit gem. With a trip to the CWS on the line and the score tied 1-1 in the fourth inning of game three, Baylor's Kevin Sevigny delivered a three-run double that proved to be the difference in the game as the Bears went on to defeat Clemson 6-1 and advance to the CWS.

## 2006

### HOUSTON REGIONAL

#### RECKLING PARK • HOUSTON, TEXAS

June 3	Baylor 3, Arizona State 2
June 4	Rice 7, Baylor 2
June 4	Baylor 7, Arizona State 2
June 5	Rice 7, Baylor 4

Despite losing five position starters, two weekend starters and the closer from its 2005 College World Series team, the Bears reached the championship game of the NCAA Houston Regional. It was the fifth consecutive regional in which Baylor reached the championship game.

The weekend at Rice University got off to an ominous start as the Bears' opening game against 16th-ranked Arizona State, a team that took two of three in a weekend series at Baylor Ballpark in late February, was suspended due to rain with a runner on first and no outs in the top of the second. Ryan LaMotta, who relieved starter Cory VanAllen when play resumed the next day, held Arizona State to a pair of runs, one earned, on eight hits and a walk with eight strikeouts in Baylor's 3-2 victory.

LaMotta provided Baylor one of the most dramatic moments in the program's history. Making his school-record tying 111th career appearance, LaMotta waved off head coach Steve Smith with a 3-1 lead, the bases loaded and one out as the skipper began to make his way to the mound for the second time in the bottom of the ninth. LaMotta got a sacrifice fly and a strikeout to end the game, the last in his Baylor career.

Baylor dropped a 7-2 decision the following day to host Rice, the nation's No. 2 overall seed. The Bears had to rebound and face Arizona State again immediately following the Rice loss in 100-degree heat. Beamer Weems' three-run homer in the third erased a 2-1 Sun Devils' lead, and the Bears never trailed again en route to a 7-2 victory. However, Rice ended Baylor's season the following afternoon.

HISTORY

## NCAA REGIONAL APPEARANCES

### 2007

#### HOUSTON REGIONAL

RECKLING PARK • HOUSTON, TEXAS

June 1	TCU 3, Baylor 2
June 2	Baylor 9, Prairie View A&M 2
June 3	TCU 10, Baylor 5

Baylor fielded its youngest team in a decade in 2007, and it showed on several occasions throughout the regular season. However, the Bears caught fire in May, sweeping Kansas State in the final Big 12 Conference series and posting victories over 21st-ranked Missouri, 11th-ranked Oklahoma State and Oklahoma to reach the program's sixth Big 12 Championship title game in the event's first 11 years. A loss to 17th-ranked Texas A&M in the title game did not keep Baylor from making its ninth NCAA Regional appearance in 10 years.

The NCAA Houston Regional field was a familiar one for Baylor as the Bears had faced each of the other three teams during the regular season, splitting two games against TCU, defeating Prairie View A&M once and dropping two games to host Rice.

TCU broke a 1-1 tie with a pair of solo home runs in the bottom of the seventh. Beamer Weems' leadoff home run in the ninth pulled the Bears to within one run, and Baylor went on to load the bases in the frame.

However, Ben Booker struck out in a nine-pitch at-bat to give the Frogs a 3-2 victory. After defeating Prairie View A&M 9-2 in an elimination game, Baylor had another chance against TCU. The Bears led 5-3 entering the ninth inning, but the Frogs scored seven runs in the final frame for a 10-5 victory.

### 2009

#### BATON ROUGE REGIONAL

ALEX BOX STADIUM • BATON ROUGE, LA.

May 29	Baylor 5, Minnesota 0
May 30	LSU 3, Baylor 2 (10)
May 31	Minnesota 15, Baylor 12

After dropping 10 consecutive conference games to end the 2009 season, the Bears' hopes of making a regional seemed bleak. However, in the first game of the Big 12 Championship, Baylor rallied from an early four-run deficit to defeat No. 5 Texas. The Bears added another win over Kansas, and that was enough to earn Baylor a berth in the NCAA Baton Rouge Regional.

The Bears would play all three games at the Baton Rouge Regional against a pair of ranked teams. In the opener against No. 21 Minnesota, Willie Kempf turned in 6.0 shutout innings and the Bears rolled to a 5-0 win. No. 2 LSU knocked off Southern, setting up a Saturday showdown with Baylor.

Nearly 10,000 fans packed the brand new Alex Box Stadium to watch the Bears and Tigers battle for a spot in the regional final. LSU's Anthony Ranaudo struck out 14 batters in 9.0 innings, but it would take extra innings to determine a winner. LSU took advantage of a pair of Kendal Volz walks to start to top of the 10th and plated the game-winning run on Austin Nola's RBI single, sending the Bears to an elimination game in a rematch with the Golden Gophers.

Jon Ringenberg settled down after allowing two runs in the first inning against Minnesota, and the Bears held a 5-2 lead after six frames. However, Ringenberg ran into trouble in the seventh, and the bullpen allowed 10 runs in the final two innings to send the Bears to their final at-bat trailing 15-5. After hits from each of the first five batters in the bottom of the ninth plated two runs and loaded the bases, Kenton Gedwed delivered a pinch-hit Grand Slam to cut the deficit to 15-11. Ben Booker added a RBI single, but the rally fell short, ending the Bears' season.

### 2010

#### FORT WORTH REGIONAL

LUPTON STADIUM • FORT WORTH, TEXAS

June 4	Arizona 10, Baylor 9
June 5	Baylor 6, Lamar 4
June 6	Baylor 4, Arizona 2
June 6	TCU 9, Baylor 0

Needing one win on the last weekend of the conference season to secure a spot in the Big 12 Championship, the Bears rallied from three runs down in the ninth inning to beat Oklahoma State in the series opener. That win got the Bears going, as they went on to sweep OSU and win all three games in pool play before falling in the title game at the Big 12 Championship.

The strong finish to the season was enough to earn the Bears the No. 2 seed at the NCAA Fort Worth Regional.

In the opener, four errors proved costly as they led to five unearned runs, helping Arizona take a 10-4 lead to the ninth inning. The Bears rallied for five runs but left the potential tying run on third base when Raynor Campbell hit a sharp liner to Arizona right fielder Steve Selsky.

With the Bears facing elimination against Lamar the following day, Jon Ringenberg allowed just one run in 5.2 innings, helping Baylor take a 4-1 lead through six frames. Max Muncy's two-run single extended the Bears' lead, which would prove to be crucial as Joey Latulippe hit a three-run homer in the bottom of the ninth to cut the Baylor lead to 6-4. Brooks Pinckard moved from center field to the mound and got the final two outs to notch his 11th save of the season.

In a rematch with Arizona, Willie Kempf turned in one of the most impressive outings of the season, striking out eight without issuing a walk in 8.0 innings of work. After giving up a two-run double in the second, Kempf allowed only two hits to the next 23 batters he faced. Landis Ware's eighth-inning sacrifice fly broke a 2-2 tie and proved to be the game-winner, as Pinckard worked a scoreless ninth to earn another save and send the Bears on to the championship round.

Facing No. 6 TCU on its home field, Craig Fritsch allowed four runs in 6.2 innings while striking out eight, but the Baylor offense was held to four hits, and the Bears' season ended with a 9-0 loss.

### 2011

#### HOUSTON REGIONAL

RECKLING PARK • HOUSTON, TEXAS

June 3	Baylor 6, California 4
June 4	Baylor 3, Rice 2
June 5	California 8, Baylor 0
June 6	California 9, Baylor 8

Baylor closed the regular season on a tear with wins in its last three series, including its first series win at Nebraska since 1997, winning two of three at No. 19 Oklahoma State and a walk-off win to clinch the series against No. 13 Oklahoma. The strong finish was enough for the Bears to secure the No. 2 seed in the NCAA Houston Regional hosted by No. 8 national seed Rice.

Logan Verrett turned in a solid outing to win the opener against California, 6-4. The following day, Josh Turley threw 135 pitches and allowed one earned run in a 3-2 complete game victory against Rice to push the Bears into the championship round.

California fought off Rice in an elimination game to setup a nightcap rematch with Baylor. Brooks Pinckard allowed only one run in 6.0 innings, but the Bears couldn't plate a run against Cal and eventually fell, 8-0, to setup a winner-take-all game on Monday.

Cal took an early 1-0 lead, but the Bears broke out for six runs in the fourth to move in front 6-1. Max Garner worked 5.1 innings in relief of starter Jon Ringenberg, and the Bears held an 8-5 lead heading to the bottom of the ninth after Verrett came on to get the final out in the eighth. A pair of errors gave Cal life, and the Golden Bears loaded the bases with one out trailing, 8-7. Verrett struck out the next batter and was a strike away from escaping the jam when Devon Rodriguez hit a 1-2 pitch into right field for a game-winning two-run single.

Jake Miller, Pinckard, Turley and Logan Vick were named to the all-tournament team.





# NCAA REGIONAL APPEARANCES

## 2012

### WACO REGIONAL

#### BAYLOR BALLPARK • WACO, TEXAS

June 1	Oral Roberts 4, Baylor 2
June 2	Baylor 11, UT Arlington 6
June 3	Baylor 5, Oral Roberts 2
June 3	Baylor 9, Dallas Baptist 2
June 4	Baylor 8, Dallas Baptist 2

### WACO SUPER REGIONAL

#### BAYLOR BALLPARK • WACO, TEXAS

June 9	Baylor 8, Arkansas 1
June 10	Arkansas 5, Baylor 4
June 11	Arkansas 1, Baylor 0 (10)

Baylor won its third Big 12 regular season championship and hosted its first regional since 2005 by earning the No. 4 national seed.

The Bears dropped the opener to Oral Roberts, forcing them into four must-win games over the following three days to keep their season going. Baylor faced UT Arlington in the first of those four games, and UTA had a 5-4 lead heading to the sixth inning. Max Garner came on in relief and held UTA scoreless over the next three innings, and Baylor rallied with seven runs to eliminate the Mavericks.

In a rematch with Oral Roberts, Logan Vick's two-run single erased an early 1-0 deficit, and Tyler Bremer pitched 6.0 solid innings before Crayton Bare came on to close out the game with 2.1 shutout innings.

After a two-hour break, the Bears returned to action against Dallas Baptist with freshman Austin Stone starting on the mound. Stone worked 5.1 no-hit innings, with the help of Dan Evatt robbing a two-run homer with a leaping catch over the left-field wall, and the Bears cruised to a 9-2 win to setup a winner-take-all rematch the following day.

DBU took an early 1-0 lead, but the Bears scored three runs in the second, and that would prove to be enough. Josh Turley, who was starting on two days rest after starting the regional opener vs. ORU, held the Patriots to two runs in 4.0 innings, and Dillon Newman took care of the rest, allowing only one hit over 5.0 shutout innings of relief.

Stone, Josh Ludy, Lawton Langford, Jake Miller, Cal Towey and Evatt were named to the all-tournament team, and Evatt was named Most Outstanding Player.

Baylor's Super Regional against Arkansas got off to a great start, as Vick crushed two-run homers in each of his first two at-bats, and Trent Blank allowed one run over 8.0 innings to give the Bears an 8-1 win and move them one victory away from their fourth trip to Omaha.

The Bears used a three-run fifth inning to take a 4-3 lead against the Razorbacks in game two, and Turley held the lead until turning the ball over to the bullpen in the eighth inning. Arkansas loaded the bases with one out in the ninth, and Garner induced a potential game-ending double-play grounder, but it slipped through Miller's hands, allowing the Razorbacks to tie the game. Arkansas went on to win 5-4, forcing a third game.

Bremer started on the mound and pitched 9.0 shutout innings, but the Bears couldn't plate a run, and Arkansas scored on a two-out single in the 10th hand the Bears a 1-0 season-ending loss.

## 2017

### HOUSTON REGIONAL

#### SCHROEDER PARK • HOUSTON, TEXAS

June 2	Texas A&M 8, Baylor 5
June 3	Houston 17, Baylor 3

Baylor posted a 34-21 overall and 12-12 record in Big 12 play to finish fourth in the league. Despite dropping both games at the Big 12 Championship, the Bears earned an at-large bid into the NCAA Tournament with a resume that included wins over No. 9 Ole Miss, No. 11 Texas A&M, No. 23 Houston, No. 15 Oklahoma, No. 6 Texas Tech and No. 6 TCU. The body of work gave BU a No. 2 seed in the Houston Regional.

In the first game against Texas A&M, Aaron Dodson erased a 2-0 Aggies lead with a second-inning grand slam. However, a tough sixth inning doomed the Bears as TAMU scored five runs on two hits and five walks with one error to go on to an 8-5 win.

Baylor faced elimination against host Houston the next day. Unfortunately, UH came out swinging and the Bears didn't have enough offense left to counter. The Cougars took a 2-0 lead in the first inning, 8-0 lead in the sixth inning and then piled on eight run in the seventh and one in the eighth to win 17-3.

## 2018

### STANFORD REGIONAL

#### SUNKEN DIAMOND • STANFORD, CALIF.

June 1	Cal State Fullerton 6, Baylor 2
June 2	Baylor 11, Wright State 5
June 3	Stanford 4, Baylor 2

Baylor posted a 37-21 overall record and was 13-11 in Big 12 play, winning the Big 12 Tournament for the first time in program history to win the auto bid to the NCAA postseason.

In the first game against Cal State Fullerton, the Bears came up against a hot pitcher in Colton Eastman. The Bears were shut out for the first five frames before jumping on the board with 2 in the sixth inning. The Bears managed just 5 hits and fell, 6-2.

Baylor faced elimination against Wright State the next day and the offense came alive, earning the 11-2 win to stay alive. Against No. 1 overall seed and top five Stanford, the Bears battled, outhitting the Cardinal, 5-4 as the pitching combo of starter Tyler Thomas, Alex Phillips and Troy Montemayor kept things close, but the Bears fell 4-2, holding on after scoring 4 in the first 2 frames.

## 2019

### LOS ANGELES REGIONAL

#### JACKIE ROBINSON STADIUM • LOS ANGELES, CALIF.

May 31	Loyola Marymount 3, Baylor 1
June 1	Baylor 24, Omaha 6
June 2	UCLA 11, Baylor 6

Baylor posted a 35-19 overall record and was 14-8 in Big 12 play, finishing second in the conference and earning an at-large bid in the NCAA Tournament.

Unable to get anything going against West Coast Conference Pitcher of the Year Codie Paiva, second-seeded Baylor baseball dropped a 3-1 game to third-seeded Loyola Marymount in Friday's opener at the Los Angeles Regional. The Bears managed just four hits and a walk off Paiva.

In game two of the regional against Omaha, Baylor baseball team put on an offensive clinic Saturday afternoon at the Los Angeles Regional, eliminating No. 4-seed Omaha 24-6 behind a record-setting day by Shea Langeliers and the Bears at Jackie Robinson Stadium. Langeliers went 5-for-6 with three home runs and a career-high 11 RBI to lead the charge at the plate. His 11 RBI is not only a Baylor record, but an NCAA postseason record as well. Langeliers' three home runs also tied a BU record. Five Baylor starters recorded at least two hits and eight of the starting nine hit safely as the Bears scored 24 runs, their most ever in a postseason game and most in any single game since April 23, 2008.

No. 2 Baylor baseball's season came to an end with an 11-6 loss to the No. 1 overall seeded UCLA Bruins in the Los Angeles Regional. Cole Haring hit a two-run home run in the loss.

HISTORY

## CONFERENCE CHAMPIONSHIPS

### 1923 SOUTHWEST CONFERENCE

Two years after finishing fifth of five teams in the SWC, Baylor posted a 13-5 league record and edged second-place SMU by percentage points for the program's first conference championship.

The Bears started the season 1-3 in conference play, splitting two games with TCU before being swept by SMU. However, a 9-3 victory April 13 against Rice sparked a nine-game SWC winning streak for Baylor. That run put the Bears into the driver's seat in the conference standings heading into the final four games of the season — two at Texas and two against the Longhorns in Waco.

Texas blanked the Bears 7-0 in the first Austin meeting and then edged Baylor 3-2 the next day. That put the pressure on the Bears to win both games at home later that week. Baylor did just that, defeating Texas 6-2 and 5-3.

The 1923 season featured an expanded SWC. After Arkansas joined the league in 1922, TCU and Oklahoma State began playing baseball in the league in 1923. Four Bears earned All-SWC honors in 1923: pitchers Carl Freeze and Ted Lyons, third baseman F.B. Strickland and outfielder Roy Williamson.

#### 1923 SOUTHWEST CONFERENCE FINAL STANDINGS

	SWC	PCT.	ALL	PCT.
<b>BAYLOR</b>	<b>13-5</b>	<b>.721</b>	<b>18-6</b>	<b>.750</b>
SMU	14-6	.700	16-10	.615
Texas	10-8	.556	20-8	.714
Texas A&M	9-8	.529	9-12	.429
Rice	3-7	.300	4-9	.308
Arkansas	2-5	.286	5-11	.313
TCU	2-10	.167	13-11	.542
Oklahoma State	1-5	.167	8-6	.571

### 1966 SOUTHWEST CONFERENCE

After a 15-game conference schedule, four teams were tied atop the Southwest Conference standings. Baylor, TCU, Texas and Texas A&M all finished the 1966 season at 9-6 in league play and shared the conference championship.

The Bears actually finished the season 8-6-1 due to a 5-5 tie March 26 at Rice in a game that was suspended due to darkness. However, the league office determined that Baylor could not be penalized for tie and was therefore rewarded a victory for purposes of the conference standings.

Baylor had a chance to win the SWC outright, hosting its final five games. The Bears blanked Rice 1-0 and 2-0 in the first two, respectively, but the Owls got the better of the Bruins in the series finale 2-0. However, Baylor bounced back four days later, sweeping a doubleheader against SMU 2-1 and 7-3.

While the SWC recognized Baylor, TCU, Texas and Texas A&M as co-champions, the SWC representative in the NCAA Tournament was determined by a coin flip, won by Texas. Baylor was shunned in the hardwood department; no Bears received All-SWC honors.

#### 1966 SOUTHWEST CONFERENCE FINAL STANDINGS

	SWC	PCT.	ALL	PCT.
<b>BAYLOR</b>	<b>9-6</b>	<b>.600</b>	<b>18-9</b>	<b>.643</b>
TCU	9-6	.600	21-9	.700
Texas	9-6	.600	24-9	.727
Texas A&M	9-6	.600	20-8	.700
Rice	5-10	.333	14-11	.560
SMU	4-11	.267	11-16	.407

### 2000 BIG 12 CONFERENCE

With Nebraska's Big 12 Conference schedule already complete, Baylor entered a May 12-14 weekend series at Kansas State knowing two wins would give the Bears their first out-right conference championship in 77 years.

Entering the weekend, Baylor (20-7) found itself percentage points ahead of the Huskers (21-9) and two games up in the loss column. The Bears wasted no time capturing the title, winning each of the first two games of the series. Baylor then completed the sweep of the Wildcats the following day.

Baylor sent Chad Hawkins to the mound for the Friday night start. The All-American pitched his seventh complete game of the season, holding Kansas State to three runs on eight hits and a walk with seven strikeouts. Meanwhile, the Baylor bats exploded for back-to-back five-run frames in the third and fourth innings and the Bears never looked back.

The next day, Kyle Evans took the mound for the Bears. However, this time Baylor fell behind early as the Wildcats erased a 2-0 BU lead with a three-spot in the third. K-State added two runs in the fifth, stretching its lead to 5-2. Baylor answered in the late innings, though, scoring two runs in the seventh and three in the eighth en route to a 7-5 title-clinching victory. Freshman Chris Durbin ripped a pinch-hit two-run double to put the Bears ahead 7-5 — a foretaste of a storied career to come. National Freshman of the Year Zane Carlson struck out the side in the ninth to close the game.

The title was especially sweet considering how the conference season started for the Bears. At 18-5 entering Big 12 play, the Bears were swept in a three-game series at Texas Tech.

However, Baylor did not lose consecutive conference games the rest of the way, going 23-4 in league play from that point, winning nine consecutive series and sweeping Nebraska, Iowa State, Kansas and Kansas State.

Baylor won its first three games of the Big 12 Tournament, defeating Texas A&M 12-3, Texas 3-2 and Texas Tech 10-1. However, the Huskers got the best of the Bears in the championship game, winning 10-1.

Seven Bears earned All-Big 12 honors: pitchers Zane Carlson, Kyle Evans and Chad Hawkins, and outfielder Jaime Bubela were first-team picks, while catcher Kelly Shoppach, second baseman Preston Underdown and short-stop Jace Brewer were second-team selections.

#### 2000 BIG 12 CONFERENCE FINAL STANDINGS

	BIG 12	PCT.	ALL	PCT.
<b>BAYLOR</b>	<b>23-7</b>	<b>.767</b>	<b>45-17</b>	<b>.726</b>
Nebraska	21-9	.700	51-17	.750
Oklahoma	20-10	.667	41-23	.641
Texas	19-10	.655	46-21	.687
Texas Tech	18-12	.600	36-26	.581
Oklahoma State	14-13	.519	36-22	.621
Missouri	13-14	.481	33-24	.579
Texas A&M	11-19	.367	23-35	.397
Kansas	10-20	.333	25-30	.455
Iowa State	7-23	.233	19-37	.339
Kansas State	5-24	.172	19-32	.373



# CONFERENCE CHAMPIONSHIPS

## 2005 BIG 12 CONFERENCE

Baylor defeated Missouri 7-5 in the series opener but dropped the next two games against the Tigers in the season's final weekend. Meanwhile, Nebraska swept Kansas State. That created a tie atop the Big 12 Conference standings as the Bears and the Huskers shared the 2005 conference title at 19-8.

The Bears' push to the league title began in the first weekend of conference play with a sweep of top-ranked Texas for the first time since 1998. After a 3-2 win at Disch-Falk Field in the series opener, the Bears posted wins of 9-1 and 4-3 over the Longhorns at Baylor Ballpark. BU dropped two of three the following weekend at Oklahoma State but rebounded to take two of three against Oklahoma at home the next weekend. The Bears then posted back-to-back sweeps at home against Kansas State and at Kansas.

That set the stage for a showdown of the conference's top two teams in the league standings as Baylor traveled to Nebraska. The Huskers took the opener, but the Bears responded with a 4-1 victory Saturday afternoon. In Sunday's finale, Baylor led 3-2 before the Huskers got back-to-back solo home runs in the fifth to take the series.

The Bears then took two of three at home against Texas Tech and swept Texas A&M. That gave Baylor a two-game lead entering the season's final weekend.

In the series opener against Missouri, Baylor pounced on Big 12 Conference Pitcher of the Year Max Scherzer for three runs in the first inning. The Bears sent Scherzer to the showers with two more runs in the fifth. Meanwhile, Mark McCormick racked up a career-high 12 strikeouts en route to his third Big 12 Pitcher of the Week honor of the season.

After Missouri got a run in the top of the seventh, the Bears added a pair of insurance runs in the bottom of the frame. Those runs proved to be the difference as the Tigers got four runs in the eighth to pull within two runs. Ryan LaMotta retired the game's final five batters to give the Bears at least a share of the conference title. Missouri's late-inning rally in Friday night's game was a precursor for the rest of the weekend. The Tigers jumped out to an early 4-0 lead in Saturday's game and held on for a 7-3 victory. Baylor led 3-1 through seven innings in Sunday's finale, but the Tigers scored six runs in the eighth and added three in the ninth for a 10-4 victory.

McCormick, LaMotta and Zach Dillon earned first-team All-Big 12 honors. Josh Ford and Cory VanAllen were named second team, while Reid Brees, Michael Griffin, Trey Taylor and Abe Woody earned honorable mention honors.

## 2005 BIG 12 CONFERENCE FINAL STANDINGS

	BIG 12	PCT.	ALL	PCT.
<b>BAYLOR</b>	<b>19-8</b>	<b>.704</b>	<b>46-24</b>	<b>.657</b>
Nebraska	19-8	.704	57-15	.792
Texas	16-10	.615	56-16	.778
Missouri	16-11	.593	40-23	.635
Oklahoma	14-13	.519	35-26	.574
Oklahoma State	12-15	.444	34-25	.576
Kansas	11-15	.423	36-28	.563
Texas Tech	9-16	.360	34-25	.576
Texas A&M	9-18	.333	30-25-1	.545
Kansas State	8-19	.296	30-25	.545

## 2012 BIG 12 CONFERENCE

Baylor clinched the 2012 Big 12 regular season championship before it lost its first conference game. The Bears started league play with a Big 12-record 18-game conference winning streak, sweeping each of their first six series en route to posting the second-best conference record by any team in the league's 17-year history.

Baylor's 18-game conference winning streak was part of a 24-game overall winning streak that was also a Big 12 record. The Bears began conference play with three consecutive series at Baylor Ballpark, sweeping Texas Tech, Kansas and Oklahoma State. The Bears had to rally to complete the third consecutive sweep, as OSU took a 4-3 lead in the top of the 13th inning of the series finale, but Josh Turley's pinch-hit single gave the Bears a 5-4 win and pushed their Big 12 record to 9-0.

Baylor headed to Missouri for its first conference road series, and after winning the first two games, the Bears trailed 6-2 heading to the sixth inning. A four-run outburst tied the game, and Baylor took a 10-6 lead with four more runs in the top of the seventh. With a travel curfew looming, a heavy downpour of rain started in the bottom of the seventh, and the game would've ended in a 6-6 tie had the teams not been able to finish the inning. The teams were able to stay on the field and complete the seventh and eighth innings before the game ended with a 12-7 Baylor win.

The sweep of Missouri launched the Bears from No. 16 to No. 8 in the Baseball America poll. Baylor headed to Kansas State for another road series, and the Bears' streak nearly ended in the second game, as K-State took a 10-9 lead heading to the seventh inning. Yet again, the Bears rallied, putting up five runs in the seventh and holding on for a 14-12 win.

In the series finale in Manhattan, Baylor fell behind 5-1 in the third and 9-7 in the seventh, but Josh Ludy's third home run of the game put the Bears back in front 10-9. The teams ended up going to extra innings tied at 11-11, and Michael Howard delivered a two-out game-winning homer in the 12th.

The following weekend was the final Big 12 edition of the "Battle of the Brazos," and it paired the No. 6 Bears against No. 2 Texas A&M. In the opening game in College Station, BU trailed 3-2 in the eighth, but Logan Vick's two-run single provided the winning runs as the Bears won 5-3.

A Baylor Ballpark record crowd of 5,911 turned out to watch the second game of the series, and the Bears again came up big as Max Muncy's sacrifice fly in the fifth provided the game's only run. Trent Blank worked 8.0 shut-out innings to earn the win and clinch the series. In Sunday's series finale, Ludy fouled off 10 straight pitches before delivering a two-run homer on the 14th pitch of his at-bat in the first inning. A&M rallied to take a 5-4 lead in the sixth, but Dan Evatt delivered a game-winning two-run single. Max Garner closed out the win to become the first Baylor pitcher to save all three games of a Big 12 series.

The sweep of A&M launched the Bears to No. 1 in the Collegiate Baseball poll, giving the program its first-ever No. 1 national ranking. Baylor's Big 12 title was clinched before they

would take the field again, as Texas' loss on May 5 assured the Bears could not be topped in the standings.

Baylor suffered a pair of one-run losses at Oklahoma before the Sooners completed a sweep, but the Bears bounced back to win two of three against Texas to finish Big 12 play with a 20-4 record.

Ludy was named Big 12 Player of the Year, Nathan Orf earned Newcomer of the Year and Steve Smith was tabbed Coach of the Year. The Bears had a school-record 11 All-Big 12 honorees and seven first-team selections. Garner, Lawton Langford, Ludy, Muncy, Orf, Turley and Vick earned first-team honors, Blank and Cal Towey were named second team and Evatt and Joey Hainsfurther picked up honorable mentions.

## 2012 BIG 12 CONFERENCE FINAL STANDINGS

	BIG 12	PCT.	ALL	PCT.
<b>BAYLOR</b>	<b>20-4</b>	<b>.833</b>	<b>49-17</b>	<b>.742</b>
Texas A&M	16-8	.667	43-18	.705
Texas	14-10	.583	30-22	.577
Oklahoma	13-10	.565	42-25	.637
Oklahoma State	13-11	.542	32-25	.561
Missouri	10-14	.417	33-28	.542
Kansas	7-16	.304	24-34	.414
Kansas State	7-17	.292	27-31	.466
Texas Tech	7-17	.292	29-26	.527

HISTORY





# CONFERENCE TOURNAMENTS

## 2002 BIG 12 CONFERENCE RANGERS BALLPARK ARLINGTON, TEXAS

**May 22**  
**Nebraska 11, Baylor 9**  
Baylor 003 101 400 9 10 1  
Nebraska 041 014 01X 11 15 1  
WP: Marsden. LP: Theodorakos.

**May 23**  
**Kansas State 6, Baylor 2**  
Kansas State 010 301 100 6 10 1  
Baylor 000 000 110 2 10 2  
WP: Smith. LP: J. Taylor.

## 2003 BIG 12 CONFERENCE BRICKTOWN BALLPARK OKLAHOMA CITY

**May 21**  
**Baylor 11, Missouri 0 (7 innings)**  
Baylor 000 506 0 11 14 0  
Missouri 000 000 0 0 3 1  
WP: White. LP: Hill.

**May 22**  
**Nebraska 9, Baylor 5**  
Nebraska 301 010 400 9 10 0  
Baylor 101 000 030 5 12 0  
WP: Robertson. LP: Walker.

**May 23**  
**Baylor 9, Missouri 8**  
Missouri 031 000 400 8 6 0  
Baylor 202 302 00X 9 12 5  
WP: Pape. LP: Broshuis.

**May 24**  
**Baylor 7, Nebraska 5 (14 innings)**  
Baylor 100 400 000 000 02 7 11 2  
Nebraska 000 300 020 000 00 5 8 2  
WP: Carlson. LP: Sillman.

**May 24**  
**Baylor 6, Nebraska 2**  
Nebraska 110 000 000 2 2 1  
Baylor 014 001 00X 6 9 1  
WP: McCormick. LP: Shirek.

**May 25**  
**Texas 10, Baylor 8 (10 innings)**  
Baylor 041 010 002 0 8 6 0  
Texas 100 030 220 2 10 13 1  
WP: Street. LP: Bullock.

## 2004 BIG 12 CONFERENCE RANGERS BALLPARK ARLINGTON, TEXAS

**May 26**  
**Baylor 8, Texas Tech 3**  
Baylor 013 020 002 8 9 1  
Texas Tech 110 010 000 3 8 2  
WP: Taylor. LP: Thomas.

**May 27**  
**Missouri 12, Baylor 1 (7 innings)**  
Missouri 253 001 1 12 14 1  
Baylor 000 010 0 1 5 0  
WP: Hill. LP: Walker.

**May 28**  
**Baylor 14, Oklahoma 4 (7 innings)**  
Oklahoma 040 000 0 4 6 2  
Baylor 001 065 2 14 14 2  
WP: Pape. LP: McAuliff.

**May 29**  
**Missouri 10, Baylor 7**  
Baylor 000 400 300 7 9 2  
Missouri 300 301 30X 10 10 2  
WP: Alexander. LP: Carlson.

## 2005 BIG 12 CONFERENCE BRICKTOWN BALLPARK OKLAHOMA CITY

**May 25**  
**Baylor 2, Kansas 1 (10 innings)**  
Kansas 100 000 000 0 1 5 0  
Baylor 010 000 000 1 2 6 2  
WP: Woody. LP: Quick.

**May 26**  
**Baylor 8, Oklahoma State 3**  
Baylor 005 000 003 8 11 4  
Oklahoma St. 200 000 001 3 8 1  
WP: Taylor. LP: Kronkosky.

**May 28**  
**Baylor 9, Texas 8**  
Baylor 100 040 220 9 11 2  
Texas 200 320 100 8 13 1  
WP: Bullock. LP: Jo. Street.

**May 29**  
**Nebraska 1, Baylor 0**  
Nebraska 000 001 000 1 3 0  
Baylor 000 000 000 0 3 2  
WP: Duensing. LP: McCormick.

## 2006 BIG 12 CONFERENCE BRICKTOWN BALLPARK OKLAHOMA CITY

**May 24**  
**Nebraska 3, Baylor 2**  
Baylor 000 001 100 2 8 0  
Nebraska 001 000 11X 3 5 1  
WP: Watson. LP: Cassavechia.

**May 25**  
**Texas 16, Baylor 8**  
Texas 140 702 200 16 20 0  
Baylor 004 201 001 8 10 1  
WP: Walker. LP: LaMotta.

**May 27**  
**Baylor 5, Texas Tech 3**  
Baylor 001 004 000 5 9 0  
Texas Tech 001 001 100 3 11 2  
WP: VanAllen. LP: Hynes.

## 2007 BIG 12 CONFERENCE BRICKTOWN BALLPARK OKLAHOMA CITY

**May 23**  
**Baylor 3, Oklahoma State 1**  
Baylor 000 000 300 3 7 1  
Oklahoma State 000 000 100 1 8 1  
WP: Mandel. LP: Kent.

**May 25**  
**Baylor 10, Missouri 5**  
Missouri 200 200 100 5 9 0  
Baylor 300 050 20X 10 15 0  
WP: Linebaugh. LP: Crow.

**May 26**  
**Baylor 7, Oklahoma 6**  
Baylor 202 300 000 7 9 3  
Oklahoma 000 001 122 6 12 1  
WP: Volz. LP: Mottern.

**May 27**  
**Texas A&M 14, Baylor 6**  
Texas A&M 230 021 420 14 20 0  
Baylor 020 030 100 6 13 3  
WP: Campfield. LP: Mackey.

## 2008 BIG 12 CONFERENCE BRICKTOWN BALLPARK OKLAHOMA CITY

**May 21**  
**Baylor 10, Nebraska 4**  
Baylor 012 001 420 10 9 0  
Nebraska 000 200 200 4 7 2  
WP: Tolleson. LP: Jennings.

**May 23**  
**Oklahoma State 14, Baylor 3**  
Oklahoma State 106 102 4 14 18 0  
Baylor 010 200 0 3 9 1  
WP: Oliver. LP: Fritsch.

**May 24**  
**Kansas State 3, Baylor 2**  
Baylor 000 002 000 2 8 2  
Kansas State 000 102 00X 3 7 2  
WP: Murray. LP: Volz.

## 2009 BIG 12 CONFERENCE BRICKTOWN BALLPARK OKLAHOMA CITY

**May 20**  
**Baylor 14, Texas 9**  
Baylor 201 008 201 14 15 2  
Texas 322 000 200 9 14 1  
WP: Fritsch. LP: Dicharry.

**May 21**  
**Kansas State 9, Baylor 4**  
Kansas State 200 300 211 9 11 0  
Baylor 001 000 300 4 9 1  
WP: Morris. LP: Kempf.

**May 23**  
**Baylor 8, Kansas 4**  
Kansas 004 000 000 4 8 1  
Baylor 330 100 10X 8 13 0  
WP: Fritsch. LP: Ridenhour.

## 2010 BIG 12 CONFERENCE BRICKTOWN BALLPARK OKLAHOMA CITY

**May 26**  
**Baylor 11, Kansas State 8**  
Baylor 233 001 110 11 13 0  
Kansas State 100 60 000 8 11 0  
WP: Kempf. LP: Marshall.

**May 28**  
**Baylor 8, Oklahoma 3**  
Oklahoma 001 020 000 3 9 1  
Baylor 005 001 20X 8 9 0  
WP: Fritsch. LP: Neal.

**May 29**  
**Baylor 6, Kansas 3**  
Baylor 120 003 000 6 8 1  
Kansas 000 003 000 3 12 0  
WP: Ringenberg. LP: Poppe.

**May 30**  
**Texas A&M 5, Baylor 3 (10 innings)**  
Baylor 010 001 010 0 3 10 0  
Texas A&M 000 000 012 2 5 11 1  
WP: Stilson. LP: Pinckard.

## 2011 BIG 12 CONFERENCE BRICKTOWN BALLPARK OKLAHOMA CITY

**May 25**  
**Oklahoma State 6, Baylor 2**  
Baylor 002 000 000 2 10 3  
Oklahoma State 000 004 02X 6 6 1  
WP: Herrera. LP: Verrett.

**May 26**  
**Texas 6, Baylor 1**  
Texas 000 400 101 6 11 0  
Baylor 100 000 000 1 1 3  
WP: Jungmann. LP: Turley.

## 2012 BIG 12 CONFERENCE BRICKTOWN BALLPARK OKLAHOMA CITY

**May 23**  
**Baylor 11, Kansas State 1**  
Kansas State 000 001 0 1 5 0  
Baylor 000 333 2 11 14 0  
WP: Turley. LP: Bahramzadeh.

**May 24**  
**Oklahoma 3, Baylor 2**  
Baylor 000 200 000 2 6 0  
Oklahoma 000 100 101 3 10 3  
WP: Okert. LP: Newman.

**May 25**  
**Baylor 11, Kansas State 2**  
Baylor 220 101 041 11 11 1  
Kansas State 000 000 200 2 7 4  
WP: Bremer. LP: Youngdahl.

**May 26**  
**Oklahoma 7, Baylor 2**  
Oklahoma 030 130 000 7 8 0  
Baylor 000 100 010 2 7 1  
WP: Gray. LP: Hainsfurther.

## 2013 BIG 12 CONFERENCE BRICKTOWN BALLPARK OKLAHOMA CITY

**May 23**  
**Oklahoma 2, Baylor 0**  
Baylor 000 000 000 0 3 1  
Oklahoma 101 000 00X 2 6 1  
WP: Gray. LP: Newman.

**May 24**  
**Kansas State 13, Baylor 9**  
Kansas State 000 404 005 13 12 3  
Baylor 023 201 010 9 8 0  
WP: Esquivel. LP: Michalec.

**May 25**  
**Texas Tech 8, Baylor 2**  
Baylor 010 010 000 2 5 2  
Texas Tech 001 022 03X 8 8 0  
WP: Withrow. LP: Stone.

HISTORY

# CONFERENCE TOURNAMENTS

## 2014 BIG 12 CONFERENCE BRICKTOWN BALLPARK OKLAHOMA CITY

### May 21

#### TCU 8, Baylor 5

Baylor 000 000 014 5 11 1

TCU 201 103 10X 8 14 1

WP: Kipper. LP: Newman.

### May 22

#### Baylor 4, Kansas 3

Kansas 010 002 000 3 8 0

Baylor 004 000 00X 4 6 1

WP: Tolson. LP: Duncan.

### May 23

#### Baylor 9, West Virginia 4

Baylor 000 110 520 9 10 2

West Virginia 100 001 002 4 6 2

WP: Lewis. LP: Vance.

### May 24

#### TCU 4, Baylor 1

TCU 001 000 210 4 13 0

Baylor 000 100 000 1 6 0

WP: Teakell. LP: Michalec.

## 2015 BIG 12 CONFERENCE ONEOK FIELD TULSA, OKLA.

### May 20

#### Baylor 6, TCU 5

Baylor 200 010 111 6 9 1

TCU 020 201 000 5 11 1

WP: Kuntz. LP: Ferrell.

### May 21

#### Texas 4, Baylor 3

Baylor 000 000 003 3 5 1

Texas 020 001 001 4 13 0

WP: Culbreth. LP: Tolson.

### May 22

#### Baylor 5, Texas Tech 4

Texas Tech 002 100 010 4 7 0

Baylor 121 000 10X 5 8 2

WP: Lewis. LP: Dusek.

### May 23

#### Texas 4, Baylor 0

Texas 200 000 020 4 7 2

Baylor 000 000 000 0 2 0

WP: Mayes. LP: Kay.

## 2016 BIG 12 CONFERENCE BRICKTOWN BALLPARK OKLAHOMA CITY

### May 25

#### TCU 12, Baylor 5

Baylor 021 002 000 5 10 1

TCU 023 203 02X 12 17 0

WP: Wymer. LP: Castano.

### May 26

#### Texas 15, Baylor 3

Texas 304 010 7 15 15 0

Baylor 001 011 0 3 10 3

WP: Cooper. LP: Tolson.

## 2017 BIG 12 CONFERENCE BRICKTOWN BALLPARK OKLAHOMA CITY

### May 24

#### West Virginia 11, Baylor 1

Baylor 000 000 10 1 3 1

West Virginia 701 100 02 11 14 0

WP: Kearns. LP: Lewis.

### May 25

#### Texas Tech 4, Baylor 1

Baylor 000 000 100 1 10 0

Texas Tech 030 000 10X 4 9 0

WP: Gingery. LP: Parsons.

## 2018 BIG 12 CONFERENCE BRICKTOWN BALLPARK OKLAHOMA CITY

### May 23

#### Baylor 4, Oklahoma 0

Baylor 200 000 011 4 8 0

Oklahoma 020 001 001 0 4 3

WP: Bradford. LP: Irvin.

### May 24

#### Baylor 10, Kansas 5

Baylor 010 000 040 5 5 2

Texas 020 001 001 10 11 1

WP: Kettler. LP: Zeferjahn.

### May 26

#### Baylor 10, Oklahoma 3

Baylor 010 203 022 10 9 1

Oklahoma 001 200 000 3 6 2

WP: Phillips. LP: Perez, D.

### May 26

#### Baylor 6, TCU 5

TCU 011 000 020 01 5 8 2

Baylor 300 100 001 02 6 10 2

WP: Montemayor. LP: Boyles.

## 2019 BIG 12 CONFERENCE BRICKTOWN BALLPARK OKLAHOMA CITY

### May 22

#### Baylor 8, Oklahoma 2

Baylor 000 000 110 2 9 0

Oklahoma 200 203 10X 8 9 1

WP: Dickens. LP: Cavalli.

### May 23

#### Oklahoma State 5, Baylor 0

Baylor 000 203 000 5 7 3

Texas 000 000 000 0 3 3

WP: Elliott. LP: Winston.

### May 24

#### TCU 5, Baylor 2

TCU 003 100 100 5 7 3

Baylor 001 000 100 2 3 3

WP: Williamson. LP: Ashkinos.

*No 2020 Big 12 Championship was held due to COVID-19 pandemic.*

## 2021 BIG 12 CONFERENCE BRICKTOWN BALLPARK OKLAHOMA CITY

### May 26

#### Texas Tech 11, Baylor 4

Baylor 000 001 300 4 7 0

Texas Tech 312 201 20X 11 11 1

WP: Montgomery. LP: Caley, C.

### May 27

#### Kansas State 9, Baylor 4

Kansas State 000 002 700 9 12 0

Baylor 001 200 100 4 8 0

WP: Seymour. LP: Winston.

## 2022 BIG 12 CONFERENCE GLOBE LIFE FIELD ARLINGTON, TEXAS

### May 25

#### TCU 4, Baylor 2

Baylor 100 001 000 2 5 0

TCU 000 002 020 4 7 0

WP: Mihlbauer. LP: Golomb.

### May 26

#### Oklahoma State 11, Baylor 1

Baylor 001 000 0XX 1 3 2

Oklahoma State 013 202 3XX 11 16 1

WP: Campbell. LP: Jackson.

## ALL-TIME RECORD 49-55

Southwest Conference	12-12
Big 12 Conference	37-43
Arlington, Texas	2-6
Austin, Texas	9-2
College Station, Texas	1-4
Fayetteville, Ark.	1-4
Lubbock, Texas	1-2
Oklahoma City, Okla.	33-35
All-Sports Stadium	0-2
Bricktown Ballpark	33-33
Tulsa, Okla.	2-2
Opening Games	18-14
Southwest Conference	5-4
Big 12 Conference	14-10
Title Games	3-6
Southwest Conference	3-0
Big 12 Conference	1-6
Elimination Games	8-19
Southwest Conference	1-6
Big 12 Conference	8-15
Tournament Format	39-45
Pool Play Format	10-10



# NO-HITTERS



**JIM RATH**



**ROD ROBINSON**

**JIM RATH . ROD ROBINSON**

BAYLOR 11, AUSTIN COLLEGE 0

MARCH 5, 1966 • AUSTIN, TEXAS

	IP	H	R	ER	BB	SO
Rath	5.0	0	0	0	1	3
Robison	2.0	0	0	0	1	5

**ANDY BEENE**

BAYLOR 4, TEXAS TECH 0

MARCH 10, 1979 • WACO, TEXAS

	IP	H	R	ER	BB	SO
Beene	9.0	0	0	0	5	8

**JERRY ARNOLD**

BAYLOR 2, TCU 0

APRIL 3, 1982 • FORT WORTH, TEXAS

Baylor	AB	R	H	BI	TCU	AB	R	H	BI
Woods, ss	3	0	0	0	Herrick, 2b	2	0	0	0
Stagner, 2b	4	0	0	0	Coltage, ss	3	0	0	0
Trevathan, c	3	1	1	0	Barrett, 3b	3	0	0	0
Davis, 1b	3	1	0	0	Houk, dh	3	0	0	0
Wood, 3b	2	0	0	0	Lee, lf	3	0	0	0
Hibbert, lf	3	0	1	1	Day, c	2	0	0	0
Hill, rf	3	0	1	1	Davis, rf	2	0	0	0
Hubenak, dh	2	0	1	0	Twardowski, 1b	2	0	0	0
Mack, cf	2	0	0	0	Wagner, cf	2	0	0	0
Arnold, p	0	0	0	0	Leiss, p	0	0	0	0
<b>Totals</b>	<b>25</b>	<b>2</b>	<b>4</b>	<b>2</b>	Perlman, p	0	0	0	0
					<b>Totals</b>	<b>22</b>	<b>0</b>	<b>0</b>	<b>0</b>


Baylor	0	0	0	1	0	1	0	2	4	1
TCU	0	0	0	0	0	0	0	0	0	1

E - Stagner, Perlman. DP - Baylor 0, TCU 0. LOB - Baylor 8, TCU 2.  
2B - Trevathan, Hibbert. 3B - none. HR - none. HBP - Davis.  
SH - none. SF - none. SB - Hill, Jeffrey. CS - none.


Baylor	IP	H	R	ER	BB	K
Arnold (W, 3-5)	7.0	0	0	0	1	5

TCU	IP	H	R	E	BB	K
Leiss (L, 2-3)	6.0	4	2	2	4	6
Perlman	1.0	0	0	0	1	2

WP - none. HB - Leiss. PB - Trevathan. T - 1:55 A - 300.



**ANDY BEENE**



**CRAIG GUMMELT**

**BLAINE BEATTY . CRAIG GUMMLET**

BAYLOR 5, ST. MARY'S 0

FEB. 16, 1985 • SAN ANTONIO, TEXAS

Baylor	AB	R	H	BI	St. Mary's	AB	R	H	BI
Dennis, ss	4	1	2	1	Pawelek, cf	2	0	0	0
Meyer, 2b	4	1	1	0	Lutz, ss	3	0	0	0
Shepherd, rf	3	1	1	2	Henerie, lf	2	0	0	0
Ball, rf	0	0	0	0	Carullo, dh	2	0	0	0
Patterson, dh	2	1	1	0	Brown, 1b	2	0	0	0
Malinak, 1b	3	0	1	1	Troutman, 3b	3	0	0	0
Todd, 3b	2	0	0	0	Caldwell, rf	3	0	0	0
Douglas, lf	2	0	1	0	Quiroz, 2b	2	0	0	0
Huey, cf	3	0	0	0	Laws, c	2	0	0	0
Hawkins, c	3	1	0	0	Yon, p	0	0	0	0
Beatty, p	0	0	0	0	Gabino, p	0	0	0	0
Gummelt, p	0	0	0	0	<b>Totals</b>	<b>21</b>	<b>0</b>	<b>0</b>	<b>0</b>
<b>Totals</b>	<b>26</b>	<b>5</b>	<b>7</b>	<b>4</b>					

Baylor	2	0	3	1	0	1	0	5	7	1
St. Mary's	0	0	0	0	0	0	0	0	0	1

E - Lutz. DP - Baylor 1, St. Mary's 1. LOB - Baylor 5, St. Mary's 4.  
2B - Patterson. 3B - Malinak. HR - Shepherd. HBP - none.  
SH - none. SF - none. SB - Douglass. CS - Malinak.


Baylor	IP	H	R	ER	BB	K
Beatty (W, 1-0)	5.0	0	0	0	3	3
Gummelt (S, 1)	2.0	0	0	0	1	1

St. Mary's	IP	H	R	ER	BB	K
Yon (L, 0-1)	2.2	5	5	3	3	0
Gabino	4.1	2	0	0	2	3

WP - Yon. HB - none. PB - none. T - 2:00 A - 269.



**JERRY ARNOLD**



**BOBBY STONE**

**BOBBY STONE . BRYAN McCARTY**

BAYLOR 6, ST. EDWARDS 0

FEB. 18, 1987 • WACO, TEXAS

St. Edwards	AB	R	H	BI	Baylor	AB	R	H	BI
Van Horn, ss	3	0	0	0	Meyer, ss	3	1	1	0
Derouen, 2b	2	0	0	0	McAfee, 2b	3	0	2	2
Buckley, cf	3	0	0	0	Stroth, 2b	0	0	0	0
Arredia, 1b	1	0	0	0	Hawkins, dh	4	0	1	0
Felan, ph	1	0	0	0	Malinak, lf, rf	3	0	0	0
Salazar, dh	2	0	0	0	Huey, cf	4	0	0	0
Nemec, ph	1	0	0	0	Jarvie, 1b	1	0	0	0
Cour, c	1	0	0	0	Wilson B, 1b	1	1	1	0
Darby, ph	1	0	0	0	Jones, 3b	4	0	0	0
Watkins, rf	2	0	0	0	Yard, c	1	2	0	0
Jackson, lf	2	0	0	0	Wilson T, rf	2	1	1	1
Chesbrough, 3b	2	0	0	0	Ball, lf	0	1	0	0
Ross, p	0	0	0	0	Stone, p	0	0	0	0
Beck, p	0	0	0	0	McCarty, p	0	0	0	0
Harrell, p	0	0	0	0	<b>Totals</b>	<b>26</b>	<b>6</b>	<b>6</b>	<b>3</b>
<b>Totals</b>	<b>21</b>	<b>0</b>	<b>0</b>	<b>0</b>					

St. Edwards	0	0	0	0	0	0	0	0	0	3
Baylor	0	3	0	1	2	0	X	-	6	6

E - Van Horn 2, Cour. DP - none. LOB - St. Edwards 3, Baylor 10.  
2B - none. 3B - T. Wilson. HR - none. HBP - B. Wilson. SH - none.  
SF - none. SB - Meyer, Derouen, McAfee. CS - none.

St. Edwards	IP	H	R	ER	BB	K
Ross (L, 0-3)	1.2	3	3	1	2	1
Beck	3.0	1	3	2	4	0
Harrell	1.1	2	0	0	1	1

Baylor	IP	H	R	ER	BB	K
Stone (W, 1-0)	5.0	0	0	0	3	7
McCarty	2.0	0	0	0	0	3

WP - none. HB - Beck. PB - none. T - 0:00 A - 135.


HISTORY




# NO-HITTERS, CYCLES



**BRYAN MCCARTY**



**DEAN CROW**



**JOE WHARTON**



**KYLE EVANS**



**CORY VANALLEN**



**ZANE CARLSON**

## DEAN CROW . JOE WHARTON

BAYLOR 11, TEXAS LUTHERAN 0

FEB. 13, 1993 • WACO, TEXAS

Texas Lutheran	AB	R	H	BI	Baylor	AB	R	H	BI
Agar, cf	3	0	0	0	Crawford, lf	5	0	3	4
Welma, 3b	3	0	0	0	Wharton, dh	5	0	1	1
Powledge, ss	2	0	0	0	Bohny, 3b	3	0	2	0
Garrison, c	2	0	0	0	Marshall, c	3	0	0	0
Stuewe, rf	3	0	0	0	Jones, lf	0	0	0	0
Alvarado, dh	2	0	0	0	Murphy, rf	3	1	1	0
Johnson, lf	2	0	0	0	Martin, 1b	4	2	1	1
Middlebrook, 1b	2	0	0	0	Trozzo, cf	2	2	1	0
Taylor, 2b	1	0	0	0	Jett, cf	1	1	1	0
Willhaus, p	0	0	0	0	Black, 2b	3	3	2	0
Standley, p	0	0	0	0	Shepherd, ss	3	2	3	4
<b>Totals</b>	<b>20</b>	<b>0</b>	<b>0</b>	<b>0</b>	Crow, p	0	0	0	0
					<b>Totals</b>	<b>33</b>	<b>6</b>	<b>10</b>	<b>6</b>

Texas Lutheran	0	0	0	0	0	0	0	0	2
Baylor	0	3	5	0	0	3	X	-	11 15 1

E - Standley, Taylor. DP - Baylor 2. LOB - Texas Lutheran 3, Baylor 9.

2B - Crawford, Murphy, Shepherd. 3B - Martin. HR - none. HBP - Alvarado, Bohny, Garrison. SH - none. SF - none. SB - Trozzo. CS - none.

SH - none. SF - none. SB - Hill, Jeffrey. CS - none.

Texas Lutheran	IP	H	R	ER	BB	K
Willhaus (L)	2.0	10	8	7	2	1
Standley	4.0	5	3	3	3	2
Baylor	IP	H	R	ER	BB	K
Crow (W)	5.0	0	0	0	4	3
Wharton (Sv)	2.0	0	0	0	0	2

WP - Crow. HB - Crow 2, Standley. PB - none. T - 2:00. A - 314.

## KYLE EVANS

BAYLOR 4, IOWA STATE 0

APRIL 15, 2000 • WACO, TEXAS

Iowa State	AB	R	H	BI	Baylor	AB	R	H	BI
Ferin, cf	3	0	0	0	Bubela, rf	4	1	2	0
Wickham, c	3	0	0	0	Hartshorn, dh	3	0	1	2
Conway, ss	2	0	0	0	Huggins, 1b	4	0	0	0
Runk, lf	3	0	0	0	Shoppach, c	3	0	0	0
O'Brien, 1b	3	0	0	0	Williams, 3b	3	0	0	0
Van Iderstine, rf	3	0	0	0	Saccomanno, 3b	0	0	0	0
Urban, 3b	3	0	0	0	Brewer, ss	4	1	1	0
Allen, dh	2	0	0	0	Dorneman, lf	3	1	1	1
Hampton, 2b	2	0	0	0	Underdown, 2b	2	0	0	0
Somoza, ph	1	0	0	0	Hensley, cf	2	1	0	0
Laesch, p	2	0	0	0	Evans, p	2	0	0	0
<b>Totals</b>	<b>25</b>	<b>0</b>	<b>0</b>	<b>0</b>	<b>Totals</b>	<b>28</b>	<b>4</b>	<b>5</b>	<b>3</b>

Iowa State	0	0	0	0	0	0	0	0	1
Baylor	0	0	0	4	0	0	X	-	4 5 1

E - Hampton, Underdown. DP - Iowa State - 1, Baylor 2. LOB - Iowa State 0, Baylor 5. 2B - Bubela 2, Dorneman. 3B - Brewer. HR - none. HBP - Williams. SH - Underdown. SF - none. SB - none. CS - none.

Iowa State	IP	H	R	ER	BB	K
Laesch (L, 3-7)	8.0	5	4	4	3	4
Baylor	IP	H	R	ER	BB	K
Evans (W, 8-0)	9.0	0	0	0	2	5

WP - Evans. HB - Laesch. PB - Wickham. T - 2:02. A - 2,720.

## CORY VANALLEN . ZANE CARLSON

BAYLOR 1, LOYOLA MARYMOUNT 0

FEB. 15, 2004 • WACO, TEXAS

LMU	AB	R	H	BI	Baylor	AB	R	H	BI
Lockin, ss	3	0	0	0	Sutton, 2b	3	0	1	0
Pettit, lf	2	0	0	0	Griffin, 3b	3	0	1	1
Oller, dh	3	0	0	0	Ford, dh	3	0	0	0
Koch, c	3	0	0	0	Clements, 1b	2	0	0	0
Cooper, rf	2	0	0	0	Pankratz, rf	2	0	0	0
McGill, 2b	2	0	0	0	Dillon, c	2	0	0	0
Mura, 3b	2	0	0	0	Reynolds, ss	2	0	0	0
Higashi, 1b	0	0	0	0	Mandel, lf	2	0	1	0
Herrera, 1b	0	0	0	0	Fortenberry, cf	1	1	0	0
Frazee, cf	2	0	0	0	VanAllen, p	0	0	0	0
Quaglieri, p	0	0	0	0	Carlson, p	0	0	0	0
<b>Totals</b>	<b>21</b>	<b>0</b>	<b>0</b>	<b>0</b>	<b>Totals</b>	<b>20</b>	<b>1</b>	<b>3</b>	<b>1</b>

LMU	0	0	0	0	0	0	0	0	1
Baylor	0	0	0	0	1	X	-	4 5 1	

E - Sutton. DP - none. LOB - LMU 1, Baylor 2. 2B - Mandel. 3B - none. HR - none. HBP - none. SH - Pettit. SF - none. SB - none. CS - none.

LMU	IP	H	R	ER	BB	K
Quaglieri (L, 0-1)	6.0	3	1	1	1	5
Baylor	IP	H	R	ER	BB	K
VanAllen (W, 1-0)	6.0	0	0	0	0	4
Carlson (Sv, 1)	1.0	0	0	0	0	1

WP - Quaglieri. HB - none. PB - none. T - 1:29. A - 2622.

## THE CYCLE

SHANE NOLEN

BAYLOR 12, TEXAS TECH 3

MARCH 10, 1978 • LUBBOCK, TEXAS

STATS:

5-for-6, 3 runs, 4 RBI

PLATE APPEARANCES:

1st Inning: double to center

3rd Inning: no record

5th Inning: triple to center

6th Inning: two-run home run to left-center

8th Inning: single

8th Inning: two-run double

MICHAEL GRIFFIN

BAYLOR 15, CENTENARY 1

MAY 6, 2003 • WACO, TEXAS

STATS:

4-for-5, 3 runs, 6 RBI

PLATE APPEARANCES:

1st Inning: RBI double to right-center

3rd Inning: single up the middle

4th Inning: RBI ground out to second

6th Inning: three-RBI triple to right-center

7th Inning: solo home run to left-center

JOSH FORD

TEXAS TECH 12, BAYLOR 6

MAY 23, 2004 • LUBBOCK, TEXAS

STATS:

4-for-4, 2 runs, 1 RBI

PLATE APPEARANCES:

2nd Inning: single through left side

3rd Inning: triple to left-center

5th Inning: hit by pitch

7th Inning: solo home run down left-field line

8th Inning: double to left-center

HISTORY





# ALL-AMERICANS

## LARRY ISBELL, C

1952 FIRST-TEAM ALL-AMERICA (ABCA)

## MICKEY SULLIVAN, OF

1953 FIRST-TEAM ALL-AMERICA (ABCA)

1954 FIRST-TEAM ALL-AMERICA (ABCA)

## BOBBY BENGE, C

1954 THIRD-TEAM ALL-AMERICA (ABCA)

## JERRY MALLET, CF

1957 FIRST-TEAM ALL-AMERICA (CB)

## STEVE MACKO, SS

1977 FIRST-TEAM ALL-AMERICA (ABCA)

YEAR	GP-GS	AVG	AB	R	H	2B	3B	HR	RBI	SLG	BB	K	SB-SBA
1976	34-30	.285	123	25	35	13	1	1	18	.431	21	24	11-13
1977	56-56	.417	223	68	93	22	7	8	49	.686	38	29	7-11
<b>Totals</b>	<b>90-86</b>	<b>.370</b>	<b>346</b>	<b>93</b>	<b>128</b>	<b>35</b>	<b>8</b>	<b>9</b>	<b>67</b>	<b>.595</b>	<b>59</b>	<b>53</b>	<b>18-24</b>

## JASON MARSHALL, C

1993 ALL-AMERICA (CB)

YEAR	GP	AVG	AB	R	H	2B	3B	HR	RBI	SLG	BB	K	SB-SBA
1992	51	.247	150	18	37	6	0	2	21	.320	15	30	4-6
1993	59	.335	194	46	65	13	3	11	59	.591	29	46	1-4
<b>Totals</b>	<b>110</b>	<b>.305</b>	<b>334</b>	<b>64</b>	<b>102</b>	<b>19</b>	<b>3</b>	<b>13</b>	<b>80</b>	<b>.556</b>	<b>44</b>	<b>76</b>	<b>5-10</b>

## JOE WHARTON, DH/P

1993 ALL-AMERICA (CB)

YEAR	GP	AVG	AB	R	H	2B	3B	HR	RBI	SLG	BB	K	SB-SBA
1992	6	.182	111	2	0	0	0	0	2	.182	20	0	0-0
1993	56	.345	194	42	67	12	5	4	35	.561	20	11	9-13
<b>Totals</b>	<b>62</b>	<b>.337</b>	<b>205</b>	<b>43</b>	<b>69</b>	<b>12</b>	<b>5</b>	<b>4</b>	<b>37</b>	<b>.493</b>	<b>22</b>	<b>11</b>	<b>9-13</b>

YEAR	ERA	W-L	G/GS	CG	SHo	SV	IP	H	R	ER	BB	K	WP	HB
1992	5.01	3-3	16/1	0	0/0	4	32.1	34	20	18	13	33	0	3
1993	2.54	10-3	21/9	5	0/0	3	85.0	69	30	24	29	85	1	4
<b>Totals</b>	<b>3.22</b>	<b>13-6</b>	<b>37/10</b>	<b>5</b>	<b>0/0</b>	<b>7</b>	<b>117.1</b>	<b>103</b>	<b>50</b>	<b>42</b>	<b>42</b>	<b>118</b>	<b>1</b>	<b>7</b>

## MARTY CRAWFORD, 2B

1996 SECOND-TEAM ALL-AMERICA (NCBWA)

YEAR	GP-GS	AVG	AB	R	H	2B	3B	HR	RBI	SLG	BB	K	SB-SBA
1993	60-56	.350	234	49	82	13	4	1	29	.453	31	13	9-15
1994	53-53	.353	201	35	71	10	3	1	35	.448	23	6	8-16
1995	53-53	.350	197	34	69	16	6	1	38	.508	28	10	10-14
1996	59-59	.414	232	54	96	24	2	10	67	.664	37	8	2-3
<b>Totals</b>	<b>225-221</b>	<b>.368</b>	<b>864</b>	<b>172</b>	<b>318</b>	<b>63</b>	<b>15</b>	<b>13</b>	<b>169</b>	<b>.521</b>	<b>119</b>	<b>37</b>	<b>29-48</b>

## KRIS LAMBERT, LHP

1997 THIRD-TEAM ALL-AMERICA (NCBWA)

YEAR	ERA	W-L	G/GS	CG	SHo	SV	IP	H	R	ER	BB	K	WP	HB
1994	7.55	1-2	22/3	0	0	1	39.1	39	38	33	36	42	7	3
1995	5.02	3-5	17/15	0	0	0	80.2	87	56	45	41	65	6	5
1996	3.67	10-5	21/14	8	1	1	108.0	101	51	44	41	81	8	6
1997	4.35	8-6	19/16	4	0	0	109.2	111	68	53	36	104	9	7
<b>Totals</b>	<b>5.15</b>	<b>22-18</b>	<b>79/48</b>	<b>12</b>	<b>1</b>	<b>2</b>	<b>336.5</b>	<b>338</b>	<b>213</b>	<b>175</b>	<b>154</b>	<b>292</b>	<b>30</b>	<b>21</b>

## JASON JENNINGS, RHP/DH

1998 FIRST-TEAM ALL-AMERICA (NCBWA, TSN)

1998 THIRD-TEAM ALL-AMERICA (BA, CB)

1999 FIRST-TEAM ALL-AMERICA (UNANIMOUS)

YEAR	GP-GS	AVG	AB	R	H	2B	3B	HR	RBI	SLG	BB	K	SB-SBA
1997	49-36	.304	158	25	48	13	0	4	35	.462	23	22	2-2
1998	58-53	.327	211	42	69	14	0	18	58	.649	21	26	0-0
1999	65-65	.386	233	52	90	14	0	17	68	.665	49	35	1-2
<b>Totals</b>	<b>172-154</b>	<b>.344</b>	<b>602</b>	<b>119</b>	<b>207</b>	<b>41</b>	<b>0</b>	<b>39</b>	<b>161</b>	<b>.606</b>	<b>93</b>	<b>83</b>	<b>3-4</b>

YEAR	ERA	W-L	G/GS	CG	SHo	SV	IP	H	R	ER	BB	K	WP	HB
1997	2.90	3-5	27/0	0	0	10	49.2	34	24	16	22	79	6	3
1998	5.08	11-4	20/16	6	0	2	117.0	123	83	66	53	126	15	7
1999	2.58	13-2	22/18	9	3	3	1146.2	102	50	42	50	172	12	2
<b>Totals</b>	<b>3.56</b>	<b>27-11</b>	<b>69/34</b>	<b>15</b>	<b>3</b>	<b>13</b>	<b>313.1</b>	<b>259</b>	<b>157</b>	<b>124</b>	<b>125</b>	<b>377</b>	<b>33</b>	<b>12</b>

## CHARLEY CARTER, 1B

1998 SECOND-TEAM ALL-AMERICA (ABCA)

1998 THIRD-TEAM ALL-AMERICA (CB)

YEAR	GP-GS	AVG	AB	R	H	2B	3B	HR	RBI	SLG	BB	K	SB-SBA
1998	62-62	.402	246	57	99	24	2	21	86	.772	27	27	1-4
<b>Totals</b>	<b>62-62</b>	<b>.402</b>	<b>246</b>	<b>57</b>	<b>99</b>	<b>24</b>	<b>2</b>	<b>21</b>	<b>86</b>	<b>.772</b>	<b>27</b>	<b>27</b>	<b>1-4</b>

## KIP WELLS, RHP

1998 SECOND-TEAM ALL-AMERICA (BA)

1998 THIRD-TEAM ALL-AMERICA (ABCA, CB)

YEAR	ERA	W-L	G/GS	CG	SHo	SV	IP	H	R	ER	BB	K	WP	HB
1996	6.27	5-6	15/11	2	0	0	79.0	90	66	55	38	74	10	10
1997	6.35	3-4	17/15	0	0	0	79.1	105	82	56	51	79	9	5
1998	3.71	13-4	20/19	4	0	0	123.2	121	65	51	44	135	11	3
<b>Totals</b>	<b>5.44</b>	<b>21-14</b>	<b>52/45</b>	<b>6</b>	<b>0</b>	<b>0</b>	<b>281.3</b>	<b>316</b>	<b>213</b>	<b>162</b>	<b>133</b>	<b>288</b>	<b>30</b>	<b>18</b>

## ERIC NELSON, 2B

1999 THIRD-TEAM ALL-AMERICA (BA)

YEAR	GP-GS	AVG	AB	R	H	2B	3B	HR	RBI	SLG	BB	K	SB-SBA
1996	44-41	.331	160	42	53	12	2	0	29	.431	33	32	3-7
1997	55-55	.368	242	46	89	16	4	4	46	.517	24	46	20-23
1998	61-61	.317	262	63	83	16	3	13	50	.550	18	50	15-18
1999	65-65	.362	282	77	102	20	6	17	79	.665	26	32	22-25
<b>Totals</b>	<b>225-172</b>	<b>.356</b>	<b>946</b>	<b>228</b>	<b>327</b>	<b>15</b>	<b>15</b>	<b>34</b>	<b>184</b>	<b>.501</b>	<b>79</b>	<b>91</b>	<b>60-73</b>

## JON TOPOLSKI, OF

1999 THIRD-TEAM ALL-AMERICA (NCBWA)

YEAR	GP-GS	AVG	AB	R	H	2B	3B	HR	RBI	SLG	BB	K	SB-SBA
1996	58-58	.319	238	68	76	9	6	3	26	.445	39	32	16-22
1997	55-55	.353	238	69	84	13	6	11	46	.597	42	38	13-18
1998	61-61	.344	250	74	86	7	11	19	54	.688	49	48	22-30
1999	65-65	.386	233	52	90	14	0	17	68	.665	49	35	1-2
<b>Totals</b>	<b>239-239</b>	<b>.351</b>	<b>959</b>	<b>263</b>	<b>336</b>	<b>43</b>	<b>23</b>	<b>50</b>	<b>194</b>	<b>.569</b>	<b>179</b>	<b>153</b>	<b>52-72</b>

## CHAD HAWKINS, RHP

2000 FIRST-TEAM ALL-AMERICA (TSN)

2000 THIRD-TEAM ALL-AMERICA (ABCA, BA, CB, NCBWA)

YEAR	ERA	W-L	G/GS	CG	SHo	SV	IP	H	R	ER	BB	K	WP	HB
1999	3.89	7-3	21/16	4	0	3	115.2	114	60	50	27	108	14	11
2000	1.82	11-5	16/16	7	1	0	123.1	99	36	25	36	106	5	5
<b>Totals</b>	<b>2.85</b>	<b>18-8</b>	<b>37/32</b>	<b>11</b>	<b>1</b>	<b>3</b>	<b>238.3</b>	<b>213</b>	<b>96</b>	<b>75</b>	<b>63</b>	<b>214</b>	<b>19</b>	<b>16</b>

HISTORY



# ALL-AMERICANS

## ZANE CARLSON, RHP

2000 THIRD-TEAM ALL-AMERICA (CB)

YEAR	ERA	W-L	G/GS	CG	SHO	SV	IP	H	R	ER	BB	K	WP	HB
2000	2.28	1-2	24/0	0	0	15	43.1	28	13	11	21	46	5	4
2001	5.45	1-6	24/0	0	0	8	38.0	51	30	23	14	44	13	5
2002	4.00	4-0	10/0	0	0	0	18.0	17	10	8	7	20	5	0
2003	2.61	3-4	30/1	0	0	11	58.2	46	21	17	14	71	5	5
2004	5.35	0-4	23/0	0	0	3	33.2	31	22	20	15	44	8	4
<b>TOTALS</b>	<b>3.71</b>	<b>9-16</b>	<b>111/1</b>	<b>0</b>	<b>0</b>	<b>37</b>	<b>191.2</b>	<b>173</b>	<b>96</b>	<b>79</b>	<b>71</b>	<b>225</b>	<b>36</b>	<b>18</b>

## KELLY SHOPPACH, C

2001 FIRST-TEAM ALL-AMERICA (UNANIMOUS)

YEAR	GP-GS	AVG	AB	R	H	2B	3B	HR	RBI	SLG	BB	K	SB-SBA
1999	30-21	.222	72	12	16	5	0	4	13	.458	9	21	1-1
2000	59-57	.296	199	51	59	14	1	10	39	.528	36	50	4-4
2001	61-61	.397	234	51	93	20	2	12	69	.654	24	52	4-6
<b>TOTALS</b>	<b>150-139</b>	<b>.333</b>	<b>505</b>	<b>114</b>	<b>168</b>	<b>39</b>	<b>3</b>	<b>26</b>	<b>121</b>	<b>.576</b>	<b>69</b>	<b>123</b>	<b>9-11</b>

## DAVID MURPHY, OF

2003 FIRST-TEAM ALL-AMERICA (ABCA, BA, NCBWA)

YEAR	GP-GS	AVG	AB	R	H	2B	3B	HR	RBI	SLG	BB	K	SB-SBA
2001	60-54	.271	199	34	54	16	3	5	37	.457	29	33	9-9
2002	47-45	.318	173	29	55	10	4	6	38	.526	19	23	2-4
2003	68-68	.413	293	84	121	18	4	11	67	.614	42	22	3-5
<b>TOTALS</b>	<b>175-167</b>	<b>.346</b>	<b>665</b>	<b>147</b>	<b>230</b>	<b>44</b>	<b>11</b>	<b>22</b>	<b>142</b>	<b>.544</b>	<b>90</b>	<b>78</b>	<b>14-18</b>

## CHRIS DURBIN, OF

2003 THIRD-TEAM ALL-AMERICA (BA)

YEAR	GP-GS	AVG	AB	R	H	2B	3B	HR	RBI	SLG	BB	K	SB-SBA
2000	40-28	.288	104	17	30	6	1	3	16	.452	15	16	2-5
2001	61-61	.358	260	63	93	25	1	14	57	.623	20	29	11-13
2002	62-62	.352	244	62	86	25	4	6	46	.561	36	36	9-11
2003	67-67	.346	283	94	98	23	4	18	50	.647	42	43	9-14
<b>TOTALS</b>	<b>230-218</b>	<b>.345</b>	<b>891</b>	<b>236</b>	<b>307</b>	<b>79</b>	<b>10</b>	<b>41</b>	<b>169</b>	<b>.594</b>	<b>112</b>	<b>124</b>	<b>31-43</b>

## JOSH LUDY, C

2012 FIRST-TEAM ALL-AMERICA (BA)

2012 SECOND-TEAM ALL-AMERICA (ABCA, NCBWA)

2012 THIRD-TEAM ALL-AMERICA (CB)

YEAR	GP-GS	AVG	AB	R	H	2B	3B	HR	RBI	SLG	BB	K	SB-SBA
2009	21-2	.280	25	6	7	4	0	2	8	.680	4	5	0-0
2010	29-14	.322	59	6	19	6	0	0	8	.424	9	16	0-0
2011	57-53	.278	205	26	57	10	1	3	34	.380	19	40	2-2
2012	63-63	.362	232	41	84	15	0	16	71	.634	32	41	1-1
<b>TOTALS</b>	<b>170-132</b>	<b>.321</b>	<b>521</b>	<b>79</b>	<b>167</b>	<b>35</b>	<b>1</b>	<b>21</b>	<b>121</b>	<b>.512</b>	<b>64</b>	<b>102</b>	<b>3-3</b>

## JOSH TURLEY, LHP

2012 SECOND-TEAM ALL-AMERICA (CB)

2012 THIRD-TEAM ALL-AMERICA (ABCA, BA)

YEAR	ERA	W-L	G/GS	CG	SHO	SV	IP	H	R	ER	BB	K	WP	HB
2010	4.41	4-0	26/2	0	0/0	1	49.0	60	25	24	16	33	3	6
2011	3.39	4-5	17/14	1	0/0	0	95.2	103	45	36	19	63	2	6
2012	1.96	9-1	17/17	2	0/1	0	110.0	95	31	24	21	79	4	7
<b>TOTALS</b>	<b>2.97</b>	<b>17-6</b>	<b>60/33</b>	<b>3</b>	<b>0/1</b>	<b>1</b>	<b>254.2</b>	<b>258</b>	<b>101</b>	<b>84</b>	<b>56</b>	<b>175</b>	<b>9</b>	<b>19</b>

## TRENT BLANK, RHP

2012 THIRD-TEAM ALL-AMERICA (CB, NCBWA)

YEAR	ERA	W-L	G/GS	CG	SHO	SV	IP	H	R	ER	BB	K	WP	HB
2009	9.36	1-1	15/4	0	0/0	0	25.0	42	28	26	13	22	2	2
2010	5.48	2-1	7/4	0	0/0	0	21.1	24	13	13	4	14	0	1
2011	4.88	5-2	19/10	0	0/0	0	66.1	75	40	36	26	27	5	5
2012	2.23	11-1	19/16	1	0/3	0	105.0	92	30	26	25	61	2	8
<b>TOTALS</b>	<b>4.18</b>	<b>19-5</b>	<b>60/34</b>	<b>1</b>	<b>0/3</b>	<b>0</b>	<b>217.2</b>	<b>233</b>	<b>111</b>	<b>101</b>	<b>68</b>	<b>124</b>	<b>9</b>	<b>16</b>

## LOGAN VICK, CF

2012 THIRD-TEAM ALL-AMERICA (CB)

YEAR	GP-GS	AVG	AB	R	H	2B	3B	HR	RBI	SLG	BB	K	SB-SBA
2010	60-60	.329	228	59	75	17	2	10	27	.553	59	49	11-15
2011	47-46	.213	174	26	37	4	3	2	18	.305	32	34	6-9
2012	64-64	.345	232	50	80	25	0	4	43	.504	43	28	19-28
<b>TOTALS</b>	<b>171-170</b>	<b>.303</b>	<b>634</b>	<b>135</b>	<b>192</b>	<b>46</b>	<b>5</b>	<b>16</b>	<b>88</b>	<b>.467</b>	<b>134</b>	<b>111</b>	<b>36-52</b>

## TROY MONTEMAYOR, RHP

2017 SECOND-TEAM ALL-AMERICA (NCBWA)

YEAR	ERA	W-L	G/GS	CG	SHO	SV	IP	H	R	ER	BB	K	WP	HB
2015	4.95	0-3	21/1	0	0/0	0	43.2	60	26	24	17	26	1	1
2016	0.78	1-1	24/0	0	0/0	14	23.0	15	4	2	9	22	1	0
2017	2.10	3-1	25/0	0	0/0	12	25.2	18	7	6	9	29	1	0
2018	2.39	2-1	23/0	0	0/0	11	26.1	19	7	7	5	24	1	0
<b>TOTALS</b>	<b>2.39</b>	<b>6-6</b>	<b>93/1</b>	<b>0</b>	<b>0/0</b>	<b>37</b>	<b>118.2</b>	<b>112</b>	<b>44</b>	<b>39</b>	<b>40</b>	<b>101</b>	<b>4</b>	<b>1</b>

## CODY BRADFORD, LHP

2018 THIRD-TEAM ALL-AMERICA (CB)

YEAR	ERA	W-L	G/GS	CG	SHO	SV	IP	H	R	ER	BB	K	WP	HB
2017	5.52	5-5	15/14	0	0/0	0	73.1	89	45	45	20	43	1	4
2018	2.51	7-6	14/14	2	2/3	0	96.2	85	29	27	26	87	3	3
2019	4.91	0-0	3/3	0	0/0	0	7.1	6	6	4	4	9	0	0
<b>TOTALS</b>	<b>3.86</b>	<b>12-11</b>	<b>32/31</b>	<b>2</b>	<b>2/3</b>	<b>0</b>	<b>177.1</b>	<b>180</b>	<b>80</b>	<b>76</b>	<b>50</b>	<b>139</b>	<b>4</b>	<b>7</b>

## SHEA LANGELIERS, C

2018 SECOND-TEAM ALL-AMERICA (CB)

2019 THIRD-TEAM ALL-AMERICA (ABCA)

YEAR	GP-GS	AVG	AB	R	H	2B	3B	HR	RBI	SLG	BB	K	SB-SBA
2017	55-55	.313	211	43	66	14	2	10	38	.540	24	37	1-4
2018	58-58	.252	226	49	57	18	2	11	44	.496	35	45	4-5
2019	44-44	.308	185	33	57	9	1	10	42	.530	18	29	4-6
<b>TOTALS</b>	<b>157-157</b>	<b>.289</b>	<b>622</b>	<b>125</b>	<b>180</b>	<b>41</b>	<b>5</b>	<b>31</b>	<b>124</b>	<b>.521</b>	<b>77</b>	<b>111</b>	<b>9-15</b>

## KYLE HILL, RHP

2019 FIRST-TEAM ALL-AMERICA (ABCA, BA, CB, D1, NCBWA)

2019 THIRD-TEAM ALL-AMERICA (PG)

YEAR	ERA	W-L	G/GS	CG	SHO	SV	IP	H	R	ER	BB	K	WP	HB
2016	5.28	1-4	15/8	0	0/0	0	44.1	49	29	26	27	31	3	0
2017	2.98	3-3	30/0	0	0/3	0	42.1	36	19	14	32	54	5	1
2018	2.62	4-1	25/3	0	0/2	1	55.0	36	20	16	32	47	0	1
2019	0.00	6-0	23/0	0	0/1	7	29.1	10	0	0	10	35	1	1
<b>TOTALS</b>	<b>2.95</b>	<b>14-8</b>	<b>93/11</b>	<b>0</b>	<b>0/6</b>	<b>8</b>	<b>171.0</b>	<b>131</b>	<b>68</b>	<b>56</b>	<b>101</b>	<b>167</b>	<b>9</b>	<b>3</b>



# ALL-AMERICANS

## DAVIS WENZEL, 3B

2019 THIRD TEAM ALL-AMERICA (ABCA, BA, D1)  
2019 HONORABLE MENTION ALL-AMERICA (PG)

YEAR	GP-GS	AVG	AB	R	H	2B	3B	HR	RBI	SLG	BB	K	SB-SBA
2017	50-47	.301	153	34	46	7	2	8	30	.529	30	22	0-2
2018	58-58	.310	216	38	67	22	1	8	49	.532	39	40	4-6
2019	46-46	.367	177	38	65	19	0	8	42	.610	31	37	11-14
<b>TOTALS</b>	<b>154-151</b>	<b>.326</b>	<b>546</b>	<b>110</b>	<b>178</b>	<b>48</b>	<b>3</b>	<b>24</b>	<b>121</b>	<b>.557</b>	<b>100</b>	<b>99</b>	<b>15-22</b>

## LUKE BOYD, RHP

2021 SECOND-TEAM ALL-AMERICA (CBF)  
2021 THIRD-TEAM ALL-AMERICA (NCBWA)

YEAR	ERA	W-L	G/GS	CG	SHO	SV	IP	H	R	ER	BB	K	WP	HB
2017	11.25	1-0	7/1	0	0/1	0	12.0	15	15	15	14	9	0	1
2018	6.97	0-1	9/0	0	0/0	0	10.1	16	8	8	6	8	1	2
2019	2.14	3-0	24/2	0	0/1	0	33.2	19	9	8	18	41	2	0
2020	0.82	1-0	9/0	0	0/1	6	11.0	7	1	1	1	16	1	2
2021	1.27	1-2	24/0	0	0/1	8	28.1	15	4	4	11	43	2	3
<b>TOTAL</b>	<b>3.40</b>	<b>6-3</b>	<b>73/3</b>	<b>0</b>	<b>0/4</b>	<b>14</b>	<b>95.1</b>	<b>72</b>	<b>37</b>	<b>36</b>	<b>50</b>	<b>117</b>	<b>6</b>	<b>8</b>

## JARED MCKENZIE, CF

2021 THIRD-TEAM ALL-AMERICA (PG)

YEAR	GP-GS	AVG	AB	R	H	2B	3B	HR	RBI	SLG	BB	K	SB-SBA
2020	16-16	.406	69	12	28	3	0	0	5	.449	5	7	4-5
2021	51-51	.383	214	62	82	14	4	10	44	.626	15	35	3-4
<b>TOTALS</b>	<b>67-67</b>	<b>.389</b>	<b>283</b>	<b>74</b>	<b>110</b>	<b>17</b>	<b>4</b>	<b>10</b>	<b>49</b>	<b>.583</b>	<b>20</b>	<b>42</b>	<b>7-9</b>

## ANDY THOMAS, C

2021 THIRD-TEAM ALL-AMERICA (ABCA, CB)

YEAR	GP-GS	AVG	AB	R	H	2B	3B	HR	RBI	SLG	BB	K	SB-SBA
2017	14-4	.450	20	7	9	1	2	1	8	.850	5	1	0-0
2018	58-58	.324	216	35	70	10	0	1	34	.384	41	30	4-5
2019	47-47	.335	185	31	62	22	0	4	32	.519	24	31	1-1
2020	14-14	.213	47	5	10	0	0	2	7	.340	11	9	1-1
2021	51-51	.337	193	46	65	11	1	11	60	.575	24	29	1-1
<b>TOTALS</b>	<b>184-174</b>	<b>.327</b>	<b>661</b>	<b>124</b>	<b>216</b>	<b>44</b>	<b>3</b>	<b>19</b>	<b>141</b>	<b>.489</b>	<b>105</b>	<b>100</b>	<b>7-8</b>

HISTORY

# HONORS

## NATIONAL AWARDS

### NATIONAL PLAYER OF THE YEAR

1999 Jason Jennings, P/DH (unanimous)

### GOLDEN SPIKES AWARD

1999 Jason Jennings, P/DH

### DICK HOWSER AWARD

1999 Jason Jennings, P/DH

### ROTARY SMITH AWARD

1999 Jason Jennings, P/DH

### NATIONAL FRESHMAN OF THE YEAR

2000 Zane Carlson, P (Collegiate Baseball)

### JOHNNY BENCH AWARD

2001 Kelly Shoppach, C

### RAWLINGS/ABCA GOLD GLOVE AWARD

2014 Logan Brown, OF

2018 Shea Langeliers, C

### EASTON DEFENSIVE PLAYER OF THE YEAR

2001 Kelly Shoppach, C

### COSIDA NATIONAL ACADEMIC ALL-AMERICAN OF YEAR

1998 Charley Carter, 1B

### ABCA ASSISTANT COACH OF THE YEAR

2006 Mitch Thompson

## USA BASEBALL NATIONAL TEAM

1987 Pat Combs, P

1988 Pat Combs, P

1997 Jason Jennings, P

1998 Steve Smith (assistant coach)

Jason Jennings, P

Bryan Loeb, C

Jon Topolski, OF

2000 Zane Carlson, P

2003 Michael Griffin, OF

2005 Steve Smith (head coach)

Larry Little (press officer)

2008 Kendal Volz, P

Larry Little (press officer)

2018 Shea Langeliers, C

Cody Bradford, P

2019 Nick Loftin, SS

## GREEK OLYMPIC TEAM

2004 Jared Theodorakos, P

## NATIONAL PLAYER OF THE WEEK

### COLLEGIATE BASEBALL

1998 Jon Topolski, OF (3/23-3/29)

2000 Kyle Evans, P (4/10-4/16)

2002 Jared Theodorakos, P (2/11-2/17)

2004 Cory VanAllen, P (2/8-2/15)

2010 Raynor Campbell, 2B (3/1-3/7)

2011 Logan Verrett, P (3/7-3/13)

2012 Josh Ludy, C (4/9-4/15)

### NCBWA

2004 Josh Ford, DH (5/16-5/23)

2012 Max Muncy, 1B (3/19-3/25)

### COLLEGE BASEBALL INSIDER

2005 Mark McCormick, P (3/15-3/22)

2010 Raynor Campbell, 2B (3/1-3/7)

2012 Max Muncy, 1B (3/19-25)

## COLLEGE BASEBALL FOUNDATION

2006 Mike Pankratz, OF (5/6-5/12)

## FRESHMAN ALL-AMERICA

### BASEBALL AMERICA

1996 Jeremy Dodson, OF (HM)

Jon Topolski, OF (HM)

1997 Jason Jennings, P (1st Team)

2000 Zane Carlson, P (1st Team)

2010 Logan Vick, OF (1st Team)

2017 Shea Langeliers, C (1st Team)

2018 Nick Loftin, SS (1st Team)

### COLLEGIATE BASEBALL

1996 Jeremy Dodson, OF (HM)

Jon Topolski, OF (HM)

1998 Josh Scott, P (HM)

2000 Zane Carlson, P (1st Team)

Mike Huggins, 1B (HM)

2002 Michael Griffin, 3B (HM)

2003 Ryan LaMotta, P (1st Team)

Abe Woody, P (1st Team)

2006 Beamer Weems, SS

2007 Raynor Campbell, 3B

2010 Logan Vick, OF

Max Muncy, 1B

2017 Shea Langeliers, C

2018 Nick Loftin, SS

2020 Jared McKenzie, OF

### D1BASEBALL.COM

2017 Shea Langeliers, C (1st Team)

### NCBWA

2010 Max Muncy, 1B (2nd Team)

2017 Shea Langeliers, C (1st Team)

2021 Jared McKenzie, OF (2nd Team)

## ALL-AMERICA

### UNANIMOUS

1999 Jason Jennings, P/DH

2000 Chad Hawkins, P

2001 Kelly Shoppach, C

2012 Josh Ludy, C/DH

### AMERICAN BASEBALL COACHES ASSOCIATION

1952 Larry Isbell, C (1st Team)

1953 Mickey Sullivan, OF (1st Team)

1954 Mickey Sullivan, OF (1st Team)

1954 Bobby Bengie, C (3rd Team)

1977 Steve Macko, SS (1st Team)

1998 Charley Carter, 1B (2nd Team)

Kip Wells, P (3rd Team)

1999 Jason Jennings, P/DH (1st Team)

2000 Chad Hawkins, P (3rd Team)

2001 Kelly Shoppach, C (1st Team)

2003 David Murphy, OF (1st Team)

2012 Josh Ludy, C (2nd Team)

Josh Turley, P (3rd Team)

2019 Kyle Hill, P (1st Team)

Davis Wendzel, 3B (3rd Team)

Shea Langeliers, C (3rd Team)

2021 Andy Thomas, C (3rd Team)

## BASEBALL AMERICA

1998 Kip Wells, P (2nd Team)

Jason Jennings, P/DH (3rd Team)

1999 Jason Jennings, P/DH (1st Team)

Eric Nelson, 2B (3rd Team)

2000 Chad Hawkins, P (3rd Team)

2001 Kelly Shoppach, C (1st Team)

2003 Chris Durbin, OF (3rd Team)

David Murphy, OF (1st Team)

2012 Josh Ludy, DH (1st Team)

Josh Turley, P (3rd Team)

2019 Kyle Hill, P (1st Team)

Davis Wendzel (3rd Team)

### COLLEGIATE BASEBALL

1957 Jerry Mallett, CF (1st Team)

1993 Jason Marshall, C

1993 Joe Wharton, DH/P

1998 Charley Carter, 1B (3rd Team)

Jason Jennings, P/DH (3rd Team)

Kip Wells, P (3rd Team)

1999 Jason Jennings, P/DH (1st Team)

2000 Zane Carlson, P (3rd Team)

Chad Hawkins, P (3rd Team)

2001 Kelly Shoppach, C (1st Team)

2012 Josh Turley, P (2nd Team)

Trent Blank, P (3rd Team)

Josh Ludy, C (3rd Team)

Logan Vick, OF (3rd Team)

2018 Shea Langeliers, C (2nd Team)

Cody Bradford, P (3rd Team)

2019 Kyle Hill, P (1st Team)

Davis Wendzel (3rd Team)

2021 Andy Thomas (3rd Team)

### COLLEGE BASEBALL FOUNDATION

2021 Luke Boyd, P (2nd Team)

### D1BASEBALL.COM

2019 Kyle Hill, P (1st Team)

Davis Wendzel, 3B (3rd Team)

### NCBWA

1996 Marty Crawford, 2B (2nd Team)

1997 Kris Lambert, P (3rd Team)

1998 Jason Jennings, P/DH (1st Team)

1999 Jason Jennings, P/DH (1st Team)

Jon Topolski, OF (3rd Team)

2000 Chad Hawkins, P (3rd Team)

2001 Kelly Shoppach, C (1st Team)

2003 David Murphy, OF (1st Team)

2012 Josh Ludy, C (2nd Team)

Trent Blank, P (3rd Team)

2017 Troy Montemayor, P (2nd Team)

2019 Kyle Hill, P (1st Team)

2021 Luke Boyd, P (3rd Team)

### THE SPORTING NEWS

1998 Jason Jennings, P/DH (1st Team)

1999 Jason Jennings, P/DH (1st Team)

2000 Chad Hawkins, P (1st Team)

2001 Kelly Shoppach, C (1st Team)

### PERFECT GAME

2019 Kyle Hill, P (3rd Team)

Davis Wendzel, 3B (HM)

2021 Jared McKenzie, OF (3rd Team)



# HONORS

## COSIDA ACADEMIC ALL-AMERICA

- 1988 Pat Combs, P (1st Team)
- 1998 Charley Carter, 1B (1st Team)  
Jon Topolski, OF (2nd Team)  
Jason Jennings (3rd Team)
- 1999 Jason Jennings, P (1st Team)  
Jon Topolski, OF (2nd Team)
- 2003 Ross Bennett, IF (1st Team)
- 2006 Zach Dillon, C (1st Team)
- 2009 Aaron Miller, OF (2nd Team)
- 2010 Chris Slater, OF (2nd Team)
- 2011 Chris Slater, OF (1st Team)
- 2012 Kolt Browder, P (3rd Team)
- 2013 Kolt Browder, P (2nd Team)
- 2014 Doug Ashby, P (2nd Team)
- 2015 Logan Brown, OF (2nd Team)
- 2018 Richard Cunningham, DH (3rd Team)
- 2021 Andy Thomas, C (1st Team)

## COSIDA ACADEMIC ALL-DISTRICT

- 1998 Charley Carter, 1B  
Jason Jennings, P  
Jon Topolski, OF
- 1999 Mark Cogdill, OF  
Jason Jennings, P/DH  
Eric Nelson, 2B  
Jon Topolski, OF
- 2000 Kyle Evans, P  
Preston Underdown, IF
- 2001 Tim Hartshorn, OF  
Justin Taylor, P
- 2002 Ross Bennett, OF
- 2003 Ross Bennett, IF (1st Team)  
Michael Griffin, IF (2nd Team)
- 2004 Michael Griffin, IF (1st Team)
- 2006 Zach Dillon, C (1st Team)  
Jeff Mandel, SP/1B (2nd Team)
- 2007 Matt Czimskey, C (2nd Team)  
Tim Jackson, DH (2nd Team)  
Jeff Mandel, SP (2nd Team)
- 2008 Aaron Miller, OF (1st Team)  
Shaver Hansen, 3B (2nd Team)
- 2009 Aaron Miller, OF (1st Team)  
Kendal Volz, P (1st Team)  
Shaver Hansen, SS (1st Team)
- 2010 Chris Slater, OF (1st Team)  
Willie Kempf, P (2nd Team)
- 2011 Chris Slater, OF (1st Team)  
Kolt Browder, P (2nd Team)  
Steve DalPorto, 2B (2nd Team)  
Logan Vick, OF (2nd Team)
- 2012 Kolt Browder, P (1st Team)  
Logan Vick, OF (1st Team)
- 2013 Doug Ashby, P (1st Team)  
Kolt Browder, P (1st Team)  
Logan Brown, OF (1st Team)  
Steve DalPorto, IF (1st Team)
- 2014 Doug Ashby, P (1st Team)
- 2015 Logan Brown, OF (1st Team)
- 2018 Cody Bradford, P (1st Team)  
Richard Cunningham, DH (1st Team)
- 2019 Andy Thomas, DH (1st Team)  
Richard Cunningham, OF (1st Team)
- 2021 Jared McKenzie, OF (1st Team)  
Andy Thomas, C (1st Team)
- 2022 Tyler Thomas, P (1st Team)

## SENIOR CLASS AWARD

- 2019 Richard Cunningham, OF (2nd Team)
- 2021 Andy Thomas, C (2nd Team)
- 2022 Tyler Thomas, P (2nd Team)

## ABCA ALL-REGION

- 1996 Marty Crawford, 2B
- 1997 Jason Jennings, P
- 1998 Charley Carter, 1B  
Jon Topolski, OF  
Kip Wells, P
- 1999 Jason Jennings, P/DH  
Eric Nelson, 2B  
Jon Topolski, OF
- 2000 Jaime Bubela, OF  
Zane Carlson, P  
Kyle Evans, P  
Chad Hawkins, P
- 2001 Chris Durbin, OF  
Kelly Shoppach, C  
Steven White, P
- 2002 Ross Bennett, DH (1st Team)  
Mike Huggins, 1B (1st Team)  
Justin Taylor, P (2nd Team)
- 2003 Ross Bennett, DH (1st Team)  
David Murphy, OF (1st Team)  
Chris Durbin, OF (3rd Team)
- 2004 Josh Ford, DH (2nd Team)
- 2005 Zach Dillon, DH (2nd Team)  
Josh Ford, C (2nd Team)  
Mark McCormick, P (2nd Team)
- 2006 Zach Dillon, C (2nd Team)
- 2011 Max Muncy, 1B (2nd Team)
- 2012 Josh Ludy, C (1st Team)  
Josh Turley, P (1st Team)  
Logan Vick, OF (1st Team)  
Trent Blank, P (2nd Team)
- 2016 Troy Montemayor, P (1st Team)
- 2017 Troy Montemayor, P (1st Team)
- 2019 Shea Langeliers, C (1st Team)  
Davis Wendzel, 3B (1st Team)  
Kyle Hill, P (1st Team)  
Andy Thomas, DH (2nd Team)
- 2021 Andy Thomas, C (1st Team)  
Luke Boyd, P (2nd Team)  
Jared McKenzie, OF (2nd Team)

## CONFERENCE AWARDS

### PLAYER OF THE YEAR

- Big 12 Conference**
- 1998 Jason Jennings, P/DH (co-POY)
- 1999 Jason Jennings, P/DH (consensus)
- 2000 Chad Hawkins, P (AAS)
- 2001 Kelly Shoppach, C (consensus)
- 2006 Zach Dillon, C (SAEN)
- 2012 Josh Ludy, C (Big 12)
- 2019 Davis Wendzel, 3B (Big 12)

### PITCHER OF THE YEAR

- Big 12 Conference**
- 2018 Cody Bradford

### SCHOLAR-ATHLETE OF THE YEAR

- Big 12 Conference**
- 2017 Richard Cunningham
- 2019 Kyle Hill

### COACH OF THE YEAR

- Southwest Conference**
- 1977 Mickey Sullivan
- 1978 Mickey Sullivan
- 1985 Mickey Sullivan
- 1988 Mickey Sullivan
- 1991 Mickey Sullivan

### Big 12 Conference

- 1998 Steve Smith (AAS, WTH)
- 1999 Steve Smith (DMN)
- 2000 Steve Smith (Big 12)
- 2005 Steve Smith (AAS, DMN, SAEN, WTH)
- 2012 Steve Smith (Big 12)
- 2017 Steve Rodriguez (Big 12)

### NEWCOMER OF THE YEAR

#### Southwest Conference

- 1995 Tim Peters, P

#### Big 12 Conference

- 2012 Nathan Orf, DH
- 2017 Montana Parsons, P

### FRESHMAN OF THE YEAR

#### Big 12 Conference

- 1997 Jason Jennings, P (AAS)
- 2000 Zane Carlson, P (Big 12)
- 2007 Raynor Campbell, 3B (DMN)
- 2010 Logan Vick, OF (WTH)

## ALL-CONFERENCE

### SOUTHWEST CONFERENCE

- 1922 R.M. Crosby, OF  
Ted Lyons, P
- 1923 Carl Freeze, P  
Ted Lyons, P  
F.B. Strickland, 3B  
Roy Williamson, OF
- 1924 Ralph Collier, 3B  
Carl Freeze, P  
Roy Williamson, OF
- 1925 Carl Freeze, P  
Jack Jones, C  
Bennie Strickland, OF
- 1926 Bennie Strickland, OF
- 1927 Jack Sisco, OF
- 1928 Lowell Douglas, P  
Virgil Gilliland, OF  
Pete Jones, OF  
Johnnie Naylor, OF  
Rudy Shelton, P
- 1929 Lowell Douglas, P
- 1931 Jake Wilson, 3B
- 1935 Boyd SoRelle, P
- 1936 Lloyd Russell, SS  
Boyd SoRelle, P
- 1937 Lloyd Russell, SS  
Boyd SoRelle, P
- 1938 Charles Crenshaw, C  
Tommy Fine, P
- 1939 Jimmy Bryce, C  
Tommy Fine, P  
Jack Lummus, IF
- 1940 James Witt, SS
- 1941 Frank Golden, P  
James Witt, SS
- 1942 Manuel Garcia, C
- 1946 Tom Chandler, C  
Jack Redding, 2B
- 1947 Hogo Pearson, C  
Jack Redding, 2B  
Rickey Rowe, P  
Chad Sneed, OF
- 1948 Chuck Devereaux, OF  
Joe Szekely, C
- 1949 Fred Copeland, P  
Chuck Devereaux, OF  
Buddy Parker, 3B  
Hogo Pearson, C  
Joe Szekely, OF

HISTORY

# HONORS

1950	Adrian Burk, 1B Hogo Pearson, C	1991	Charlie Rigney, C	2006	Zach Dillon, C (1st Team) Beamer Weems, SS (2nd Team) Seth Fortenberry, OF (HM) Ryan LaMotta, SP (HM)
1951	Larry Isbell, C Buddy Parker, OF	1992	Brian Carpenter, P	2007	Beamer Weems, SS (1st Team) Ben Booker, OF (HM) Raynor Campbell, 3B (HM) Nick Cassavechia, RP (HM) Matt Czimskey, C (HM) Kendal Volz (HM)
1952	Milt Eisenberg, IF Larry Isbell, C Mickey Sullivan, OF	1993	Jason Marshall, C Joe Wharton, Utl.	2008	Shaver Hansen, 3B (HM) Shawn Tolleson, SP (HM) Beamer Weems, SS (HM)
1953	Bobby Benge, C Harry Davis, SS Tyree Newton, IF Mickey Sullivan, OF	1995	Tim Peters, P	2009	Shaver Hansen, SS (1st Team) Dustin Dickerson, DH (1st Team) Aaron Miller, UTL (2nd Team) Kendal Volz, SP (HM)
1954	Bobby Benge, C Wayne Connolly, SS Jerry Dykeman, 3B Mickey Sullivan, OF	1996	Marty Crawford, 2B Kris Lambert, P	2010	Brooks Pinckard, UTL (1st Team) Logan Verrett, SP (2nd Team) Logan Vick, OF (2nd Team) Raynor Campbell, 2B (HM) Gregg Glime, C (HM) Joey Hainsfurther, 3B (HM) Willie Kempf, RP (HM) Shawn Tolleson, SP (HM)
1955	Wayne Connolly, SS Jerry Dykeman, 3B Jerry Mallett, OF	<b>BIG 12 CONFERENCE</b>		2011	Max Muncy, 1B (1st Team) Brooks Pinckard, UTL (1st Team) Logan Verrett, SP (2nd Team)
1956	Don Berry, C Wayne Connolly, SS Jack Davis, IF Allen Lucas, OF	1997	Jason Jennings, P (1st Team) Kris Lambert, P (1st Team) Brett Bergman, P (2nd Team) Jon Topolski, OF (2nd Team) James Blair, OF (HM) Jeremy Dodson, OF (HM) Eric Nelson, 2B (HM)	2012	Max Garner, RP (1st Team) Lawton Langford, 2B (1st Team) Josh Ludy, C (1st Team) Max Muncy, 1B (1st Team) Nathan Orf, DH (1st Team) Josh Turley, P (1st Team) Logan Vick, OF (1st Team) Trent Blank, P (2nd Team) Cal Towey, 3B (2nd Team) Dan Evatt, OF (HM) Joey Hainsfurther, UTL (HM)
1957	Jerry Mallett, OF	1998	Charley Carter, 1B (1st Team) Jason Jennings, UT (1st Team) Jon Topolski, OF (1st Team) Kip Wells, P (1st Team) James Blair, OF (2nd Team)	2013	Nathan Orf, DH (1st Team) Cal Towey, 3B (1st Team) Crayton Bare, P (2nd Team) Lawton Langford, 2B (2nd Team) Max Garner, P (HM) Jake Miller, SS (HM) Dillon Newman, P (HM) Grayson Porter, OF (HM)
1959	Mel Corbo, 1B	1999	Jason Jennings, P/DH (1st Team) Eric Nelson, 2B (1st Team) Jon Topolski, OF (1st Team) Chad Hawkins, P (HM) Matt Williams, 1B (HM)	2014	Josh Michalec, P (1st Team) Adam Toth, OF (HM)
1960	Bobby Barnett, P Jerry Funk, 2B	2000	Zane Carlson, P (1st Team) Kyle Evans, P (1st Team) Chad Hawkins, P (1st Team) Jaime Bubela, OF (2nd Team) Jace Brewer, SS (2nd Team) Kelly Shoppach, C (2nd Team) Preston Underdown, 2B (2nd Team)	2015	Logan Brown, OF (HM) Daniel Castano, P (HM) Drew Tolson, P (HM) Adam Toth, OF (HM) Duncan Wendel, IF (HM)
1961	Bobby Barnett, P Jerry Funk, 2B Ronnie Goodwin, IF	2001	Chris Durbin, OF (1st Team) Kelly Shoppach, C (1st Team) Steven White, P (1st Team) Justin Taylor, P (2nd Team) Matt Williams, 1B (2nd Team) Trevor Mote, 2B (HM) Paul Thorp, P (HM)	2016	Troy Montemayor, RHP (1st Team) Daniel Castano, LHP (2nd Team) Kameron Esthay, OF (2nd Team) Steven McLean, 3B (2nd Team) Matt Menard, C (HM) Drew Tolson, RHP (HM)
1962	Pete Charton, P Tommy Letbetter, OF	2002	Ross Bennett, DH (1st Team) Mike Huggins, 1B (1st Team) Justin Taylor, SP (1st Team) Chris Durbin, OF (2nd Team) Kyle Edens, RP (2nd Team) Trey Webb, SS (2nd Team) Jared Theodorakos, SP (HM)	2017	Aaron Dodson, 1B (1st Team) Troy Montemayor, P (1st Team) Shea Langeliers, C (2nd Team) Matt Menard, DH (2nd Team) Montana Parsons, RHP (2nd Team) Tucker Cascadden, IF (HM) Richard Cunningham, OF (HM) Kameron Esthay, OF (HM) Nick Lewis, RHP (HM) T.J. Raguse, OF (HM) Davis Wendzel, IF (HM)
1963	Ronnie Goodwin, IF	2003	Chris Durbin, OF (1st Team) Michael Griffin, INF (1st Team) David Murphy, OF (1st Team) Ross Bennett, DH (2nd Team) Zane Carlson, RP (2nd Team) Steven White, SP (2nd Team) Josh Ford, C (HM) Ryan LaMotta, RP (HM) Mark Saccomanno, 1B (HM) Abe Woody, RP (HM)		
1964	Jerry Hall, 3B Donnie Laurence, OF Henry Perkins, P	2004	Reid Brees, OF (2nd Team) Josh Ford, DH (HM) Michael Griffin, 3B (HM) Trey Taylor, SP (HM) Paul Witt, 2B (HM) Abe Woody, RP (HM)		
1965	Jimmy Mallon, OF Fred Rath, P	2005	Zach Dillon, DH (1st Team) Ryan LaMotta, RP (1st Team) Mark McCormick, SP (1st Team) Josh Ford, C (2nd Team) Cory VanAllen, SP (2nd Team) Reid Brees, OF (HM) Michael Griffin, 2B (HM) Trey Taylor, SP (HM) Abe Woody, RP (HM)		
1967	Rickey Head, IF				
1968	John Bevil, P Rusty Clark, OF				
1970	Skip Balthrop, 2B John Dodgen, OF				
1973	Rickey Fox, P				
1976	Rick Clopton, OF				
1977	Burl Coker, OF-P Fritz Connally, 3B Steve Macko, SS Shane Nolen, OF Leonard Woods, OF				
1978	Burl Coker, OF-P Fritz Connally, 3B Shane Nolen, OF Luke Prestridge, 1B				
1979	Fritz Connally, 3B Jon Perlman, P Luke Prestridge, 1B				
1980	Fritz Connally, 3B Gene de los Santos, C				
1982	Tank Davis, DH				
1983	Ronnie King, OF				
1984	Ronnie King, OF Brad Meyer, 2B Keith Shepherd, 1B				
1985	Greg Dennis, SS Todd Hawkins, C				
1986	Blaine Beatty, P Mike Malinak, OF				
1987	Pat Combs, P Mike Malinak, OF				
1988	Pat Combs, P				
1990	Steve Kliafas, SS Mike Robison, OF				



# HONORS

- 2018 Cody Bradford, P (1st Team)  
Shea Langeliers, C (1st Team)  
Davis Wendzel, 3B (1st Team)  
Richard Cunningham, DH (2nd Team)  
Nick Loftin, UT (2nd Team)  
Troy Montemayor, P (2nd Team)  
Andy Thomas, 1B (2nd Team)  
Josh Bissonette, 2B (HM)  
Joe Heineman, P (HM)  
Hayden Kettler, P (HM)
- 2019 Davis Wendzel, 3B (1st Team)  
Shea Langeliers, C (1st Team)  
Kyle Hill, P (1st Team)  
Richard Cunningham, OF (1st Team)  
Andy Thomas, DH (1st Team)  
Nick Loftin, SS (1st Team)  
Cole Haring, OF (2nd Team)  
Daniel Caruso, P (HM)  
Paul Dickens, P (HM)  
Jimmy Winston, P (HM)  
Ryan Leckich, P (HM)  
Chase Wehsener, 1B (HM)
- 2021 Luke Boyd, P (1st Team)  
Jared McKenzie, OF (1st Team)  
Andy Thomas, C (1st Team)  
Tyler Thomas, P (2nd Team)  
Hayden Kettler, P (HM)  
Jack Pineda, INF (HM)  
Tre Richardson, INF (HM)
- 2022 Jared McKenzie, OF (2nd Team)  
Cam Caley, UT (HM)  
Kyle Nevin, OF (HM)  
Jack Pineda, INF (HM)  
Tre Richardson, INF (HM)  
Tyler Thomas, P (HM)

## FRESHMAN ALL-CONFERENCE

### BIG 12 CONFERENCE

- 2002 Michael Griffin, 3B
- 2012 Michael Howard, OF  
Ryan Smith, P  
Adam Toth, OF
- 2014 Daniel Castano, P
- 2015 Kameron Esthay, OF
- 2017 Shea Langeliers, C  
Davis Wendzel, IF
- 2018 Davion Downey, OF  
Nick Loftin, SS  
Tyler Thomas, P
- 2019 Chase Wehsener, 1B

## ACADEMIC ALL-CONFERENCE

### SOUTHWEST CONFERENCE

- 1993 Matt Trozzo
- 1994 John Anderson  
Brent Bearden  
Derek Darnell  
Mac Jones  
Mark Jones  
Kris Lambert  
Eric Lyles  
Marc McCartney  
Chance Monroe  
Mark Murphy  
Traynor Reiteameier  
Josh Shier  
Brent Shepherd  
Sean Sweeney  
Matt Trozzo  
James Vilade  
Robb Walker  
Jason Walton

- 1995 John Anderson  
Brett Bergman  
Derek Darnell  
Tommy Dunn  
Phillip Hague  
Mac Jones  
Lance Lacy  
Matthew Marcom  
Steve Martinez  
Chance Monroe  
Scott Morrison  
Grant Nations  
Chip Parrish  
Ron Patterson  
Jack Stubbs
- BIG 12 CONFERENCE**
- 1997 Jason Jennings (1st Team)  
Matthew Marcom (1st Team)  
Eric Nelson (1st Team)  
Jon Topolski (1st Team)
- 1998 Charley Carter (1st Team)  
Jason Jennings (1st Team)  
Matthew Marcom (1st Team)  
Eric Nelson (1st Team)  
Jon Topolski (1st Team)  
Preston Underdown (1st Team)
- 1999 Mark Cogdill (1st Team)  
Kyle Evans (1st Team)  
Jason Jennings (1st Team)  
Eric Nelson (1st Team)  
Jon Topolski (1st Team)  
Preston Underdown (1st Team)  
Justin Taylor (HM)
- 2000 Ross Bennett (1st Team)  
Kyle Evans (1st Team)  
Tim Hartshorn (1st Team)  
Joe Ratliff (1st Team)  
Preston Underdown (1st Team)  
Jaime Bubela (2nd Team)  
Mike Huggins (2nd Team)  
Nolan Leinweber (2nd Team)  
Mark Saccomanno (2nd Team)  
Justin Taylor (2nd Team)
- 2001 Keith Ellison (1st Team)  
Tim Hartshorn (1st Team)  
Justin Spooner (1st Team)  
Justin Taylor (1st Team)  
Mike Huggins (2nd Team)  
Steven White (2nd Team)
- 2002 Ross Bennett (1st Team)  
Tim Hartshorn (1st Team)  
Paul Richmond (1st Team)  
Justin Taylor (1st Team)  
Steven White (1st Team)  
Mike Huggins (2nd Team)
- 2003 Ross Bennett (1st Team)  
Zach Dillon (1st Team)  
Michael Griffin (1st Team)  
Sean Walker (1st Team)  
Steven White (1st Team)  
Trey Taylor (2nd Team)  
Paul Witt (2nd Team)
- 2004 Tyler Bullock (1st Team)  
Zach Dillon (1st Team)  
Michael Griffin (1st Team)  
Ryan LaMotta (1st Team)  
Andy Pape (1st Team)  
Sean Walker (1st Team)  
Jared Clements (2nd Team)  
Kevin Sevigny (2nd Team)

- 2005 Zach Dillon (1st Team)  
Michael Griffin (1st Team)  
Ryan LaMotta (1st Team)  
Sean Walker (1st Team)  
Jeff Mandel (2nd Team)
- 2006 Zach Dillon (1st Team)  
Jeff Mandel (1st Team)  
Andy Pape (1st Team)  
Kevin Russo (1st Team)  
Ryan LaMotta (2nd Team)  
Mike Pankratz (2nd Team)
- 2007 Matt Czimskey (1st Team)  
Tim Jackson (1st Team)  
Wade Mackey (1st Team)  
Jeff Mandel (1st Team)  
Tim Matthews (1st Team)  
Andy Pape (1st Team)  
Matt Sodolak (1st Team)
- 2008 Erik Forestiere (1st Team)  
Shaver Hansen (1st Team)  
Willie Kempf (1st Team)  
Wade Mackey (1st Team)  
Tim Matthews (1st Team)  
Aaron Miller (1st Team)  
Shawn Tolleson (1st Team)  
Kendal Volz (1st Team)
- 2009 Drew Bias (1st Team)  
Shaver Hansen (1st Team)  
Willie Kempf (1st Team)  
Brooke Kimmey (1st Team)  
Aaron Miller (1st Team)  
Ross Speed (1st Team)  
Shawn Tolleson (1st Team)  
Kendal Volz (1st Team)  
Landis Ware (1st Team)  
Don Lambert (2nd Team)  
Brooks Pinckard (2nd Team)
- 2010 Kolt Browder (1st Team)  
Andrew Cooley (1st Team)  
Gregg Glime (1st Team)  
Willie Kempf (1st Team)  
Jon Ringenberg (1st Team)  
Chris Slater (1st Team)  
Ross Speed (1st Team)  
Shawn Tolleson (1st Team)  
Kevin Winter (1st Team)  
Landis Ware (2nd Team)
- 2011 Crayton Bare (1st Team)  
Kolt Browder (1st Team)  
Steve DalPorto (1st Team)  
Jon Ringenberg (1st Team)  
Chris Slater (1st Team)  
Ross Speed (1st Team)  
Logan Vick (1st Team)  
Logan Verrett (2nd Team)  
Landis Ware (2nd Team)
- 2012 Crayton Bare (1st Team)  
Kolt Browder (1st Team)  
Brad Kuntz (1st Team)  
Lawton Langford (1st Team)  
Logan Vick (1st Team)  
Tyler Bremer (2nd Team)  
Dan Evatt (2nd Team)  
Josh Ludy (2nd Team)  
Nathan Orf (2nd Team)  
Josh Turley (2nd Team)
- 2013 Doug Ashby (1st Team)  
Kolt Browder (1st Team)  
Logan Brown (1st Team)  
Steve DalPorto (1st Team)  
Nate Goodwin (1st Team)  
Grayson Porter (1st Team)

HISTORY

# HONORS

	Lawton Langford (2nd Team)		2019	Ryan Bertelsman (1st Team)
	Wes Mercurio (2nd Team)			Luke Boyd (1st Team)
	Nathan Orf (2nd Team)			Daniel Caruso (1st Team)
	Duncan Wendel (2nd Team)			Richard Cunningham (1st Team)
2014	Doug Ashby (1st Team)			Kyle Harper (1st Team)
	Logan Brown (1st Team)			Kyle Hill (1st Team)
	Ben Carl (1st Team)			Ryan Leckich (1st Team)
	Brett Doe (1st Team)			Andy Thomas (1st Team)
	Nate Goodwin (1st Team)			Cole Weaver (1st Team)
	Brad Kuntz (1st Team)			Chase Wehsener (1st Team)
	Lawton Langford (1st Team)			Davis Wendzel (1st Team)
	Bobby McCormack (1st Team)			Jimmy Winston (1st Team)
	Matt Menard (1st Team)			Jacob Ashkinos (2nd Team)
	Grayson Porter (1st Team)			Cole Haring (2nd Team)
	Drew Tolson (1st Team)			Shea Langeliers (2nd Team)
	West Tunnell (1st Team)			Nick Loftin (2nd Team)
	Duncan Wendel (2nd Team)			Tyler Thomas (2nd Team)
2015	Logan Brown (1st Team)		2020	Jacob Ashkinos (1st Team)
	Joe Kirkland (1st Team)			Ryan Bertelsman (1st Team)
	Steven McLean (1st Team)			Luke Boyd (1st Team)
	Matt Menard (1st Team)			Daniel Caruso (1st Team)
	Cameron Miller (1st Team)			Paul Dickens (1st Team)
	Darryn Sheppard (1st Team)			Logan Freeman (1st Team)
	Drew Tolson (1st Team)			Brooks Helmer (1st Team)
	West Tunnell (1st Team)			Blake Helton (1st Team)
	Aaron Dodson (2nd Team)			Ryan Leckich (1st Team)
	Nick Lewis (2nd Team)			Nick Loftin (1st Team)
	Kyle Ott (2nd Team)			Ricky Martinez (1st Team)
	Sean Spicer (2nd Team)			Mack Mueller (1st Team)
2016	Richard Cunningham (1st Team)			Anderson Needham (1st Team)
	Levi Gilcrease (1st Team)			Hunter Seay (1st Team)
	Theron Kay (1st Team)			Andy Thomas (1st Team)
	Matt Menard (1st Team)			Chase Wehsener (1st Team)
	Darryn Sheppard (1st Team)			Jimmy Winston (1st Team)
	Drew Tolson (1st Team)			Kyle Harper (2nd Team)
	West Tunnell (1st Team)			Tyler Thomas (2nd Team)
	Aaron Dodson (2nd Team)		2021	Jacob Ashkinos (1st Team)
	Kody Hessemer (2nd Team)			Luke Boyd (1st Team)
	Steven McLean (2nd Team)			Esteban Cardoza-Oquendo (1st Team)
	Kyle Ott (2nd Team)			Cade Currington (1st Team)
2017	Richard Cunningham (1st Team)			Logan Freeman (1st Team)
	Levi Gilcrease (1st Team)			Kyle Harper (1st Team)
	Joe Heineman (1st Team)			Jared McKenzie (1st Team)
	Kyle Hill (1st Team)			Hambleton Oliver (1st Team)
	Cameron Miller (1st Team)			Ryan Leckich (1st Team)
	Kyle Ott (1st Team)			Tre Richardson (1st Team)
	Alex Phillips (1st Team)			Nolan Rodriguez (1st Team)
	T.J. Raguse (1st Team)			Andy Thomas (1st Team)
	Tucker Cascadden (2nd Team)			Tyler Thomas (1st Team)
	Aaron Dodson (2nd Team)			Chase Wehsener (1st Team)
	Kameron Esthay (2nd Team)			Beau Wimpee (1st Team)
	Nick Lewis (2nd Team)			Jimmy Winston (1st Team)
	Steven McLean (2nd Team)			Blake Helton (2nd Team)
	Matt Menard (2nd Team)			Hayden Kettler (2nd Team)
	Troy Montemayor (2nd Team)		2022	Nicolas Balsano (1st Team)
2018	Cody Bradford (1st Team)			Esteban Cardoza-Oquendo (1st Team)
	Richard Cunningham (1st Team)			Cade Currington (1st Team)
	Levi Gilcrease (1st Team)			Chandler Freeman (1st Team)
	Joe Heineman (1st Team)			Alex Gonzales (1st Team)
	Kyle Hill (1st Team)			Jared McKenzie (1st Team)
	Tucker Johnson (1st Team)			Adam Muirhead (1st Team)
	Ryan Leckich (1st Team)			Jack Pineda (1st Team)
	Alex Phillips (1st Team)			Tre Richardson (1st Team)
	T.J. Raguse (1st Team)			Will Rigney (1st Team)
	Andy Thomas (1st Team)			Nolan Rodriguez (1st Team)
	Cole Weaver (1st Team)			Jacob Schoenvogel (1st Team)
	Davis Wendzel (1st Team)			Cole Stasio (1st Team)
	Jimmy Winston (1st Team)			Beau Wimpee (1st Team)
	Luke Boyd (2nd Team)			Kyle Nevin (2nd Team)
	Tucker Cascadden (2nd Team)			Hambleton Oliver (2nd Team)
	Troy Montemayor (2nd Team)			Antonio Valdez (2nd Team)
	Drew Robertson (2nd Team)			

## ACADEMIC ALL-ROOKIE TEAM

### BIG 12 CONFERENCE

2013	Hunter Abbe
	Matt Menard
	Mitch Price
	West Tunnell
2014	Aaron Dodson
	Daniel Castano
	Nick Lewis
	Kyle Ott
	Darryn Sheppard
2015	Jonathan Ducoff
	Levi Gilcrease
	Theron Kay
2016	Kyle Hill
	T.J. Raguse
2017	Ryan Bertelsman
	Cody Bradford
	Daniel Caruso
	Trevor Harris
	Ryan Leckich
	Hunter Seay
	Andy Thomas
	Davis Wendzel
2018	Tyler Thomas
2019	Brooks Helmer
	Blake Helton
	Ricky Martinez
	Anderson Needham
2020	Theron Brown
	Cade Currington
	Evan Godwin
	Jack Hatstrup
	Jared McKenzie
	Kyle Nevin
	Nic Balsano
	Hambleton Oliver
	Will Rigney
	Nolan Rodriguez
	Cutter Sippell
	Kyle Storemski
2021	Zac Childers
	Grant Golomb
	Alex Gonzales
	Ben Kesler
	Drew Leach
	Adam Muirhead
	Andy Owen
	Jacob Schoenvogel
	Cole Stasio
	Luke Thompson
2022	Cortlan Castle
	Henry Cone
	Cody Grebeck
	Mason Marriott
	Max Miller
	Casen Neumann

## POSTGRADUATE SCHOLARSHIP

### BIG 12 CONFERENCE

2002	Tim Hartshorn
2003	Ross Bennett
2008	Tim Jackson
2009	Zach Dillon
2012	Jon Ringenberg
2014	Nate Goodwin
2017	Richard Cunningham
2020	Hunter Seay
	Andy Thomas





# HONORS

## CONFERENCE WEEKLY HONORS

### PITCHER OF THE WEEK

#### Big 12 Conference

- 1997 Kris Lambert, SP (3/3-3/9)
- 1998 Jason Jennings, SP (3/2-3/8)
- 1999 Jason Jennings, SP (2/8-2/14)  
Jason Jennings, SP (3/22-3/28)  
Jason Jennings, SP (3/29-4/4)
- 2000 Chad Hawkins, SP (2/21-2/27)  
Kyle Evans, SP (4/10-4/16)  
Kyle Evans, SP (4/24-4/30)
- 2001 Steven White, SP (2/5-2/11)
- 2002 Jared Theodorakos, SP (2/11-2/17)  
Steven White, SP (3/4-3/10)
- 2004 Cory VanAllen, SP (2/8-2/15)  
Mark McCormick, SP (3/14-3/21)
- 2005 Cory VanAllen, SP (2/7-2/13)  
Cory VanAllen, SP (2/14-2/20)  
Mark McCormick, SP (2/28-3/6)  
Mark McCormick, SP (3/14-3/20)  
Abe Woody, RP (5/9-5/15)  
Mark McCormick, SP (5/16-5/22)
- 2006 Ryan LaMotta, SP (4/3-4/9)
- 2007 Wade Mackey, SP (5/7-5/13)
- 2008 Kendal Volz, SP (2/19-2/25)  
Shawn Tolleson, SP (3/11-3/17)
- 2010 Shawn Tolleson, SP (2/19-2/21)  
Logan Verrett, SP (4/5-4/11)
- 2011 Logan Verrett, SP (3/7-3/13)
- 2012 Trent Blank, SP (2/20-2/26)  
Josh Turley, SP (4/2-4/8)
- 2013 Max Garner, SP (2/25-3/3)
- 2014 Josh Michalec, RP (3/3-3/9)  
Dillon Newman, SP (3/10-3/16)  
Austin Stone, SP (3/17-3/23)
- 2015 Sean Spicer, RP (2/9-2/15)
- 2016 Daniel Castano, SP (2/26-3/5)  
Daniel Castano, SP (5/8-5/14)  
Drew Tolson, SP (5/16-5/21)
- 2017 Troy Montemayor (2/26-3/4)
- 2018 Cody Bradford (2-19-2/26)  
Cody Bradford (3/19-3/26)  
Cody Bradford (4/23-4/30)
- 2022 Tyler Thomas (March 7)  
Jack Jackson (May 16)

### PLAYER OF THE WEEK

#### Southwest Conference

- 1995 Aaron Lineweaver, P (2/20-2/26)  
Scott Morrison, SS (3/13-3/19)
- 1996 Marty Crawford, 2B (2/26-3/3)  
Marty Crawford, 2B (3/11-3/17)  
Kris Lambert, P (3/18-3/24)  
Kris Lambert, P (5/13-5/19)

#### BIG 12 CONFERENCE

- 1997 Jon Topolski, OF (4/7-4/13)
- 1998 Charley Carter, 1B (2/16-2/22)  
Charley Carter, 1B (3/9-3/15)  
Jon Topolski, OF (3/23-3/29)
- 2000 Jaime Bubela, OF (3/5-3/12)
- 2001 Mike Huggins, 1B (2/12-2/18)  
Matt Williams, 3B (3/19-3/25)
- 2002 Tim Hartshorn, OF (1/25-2/10)  
Mike Huggins, 1B (2/25-3/3)  
Mike Huggins, 1B (4/22-4/28)
- 2003 Chris Durbin, OF (2/17-2/23)  
Ross Bennett, DH (2/24-3/2)  
Chris Durbin, OF (4/22-4/28)
- 2004 Josh Ford, DH (3/14-3/20)  
Michael Griffin, 3B (3/28-4/3)  
Paul Witt, 2B (5/9-5/15)

- Josh Ford, DH (5/16-5/22)
- 2006 Chase Gerdes, OF (3/13-19)
- 2007 Beamer Weems, SS (3/26-4/1)
- 2008 Ben Booker, OF (4/1-4/7)
- 2009 Aaron Miller, OF (3/2-3/8)  
Shaver Hansen, SS (3/30-4/5)  
Dustin Dickerson, 1B (4/6-4/12)
- 2010 Raynor Campbell, 2B (3/1-3/7)
- 2011 Landis Ware, SS (2/28-3/6)  
Chris Slater, OF (3/7-3/13)  
Max Muncy (3/9-3/15)  
Jake Miller (3/16-3/22)
- 2012 Logan Vick (2/20-2/26)  
Logan Vick (3/12-3/18)  
Max Muncy (3/19-3/25)  
Jake Miller (3/26-4/1)  
Josh Ludy (4/9-4/15)  
Josh Ludy (4/16-4/22)
- 2013 Cal Towey (2/25-3/3)  
Grayson Porter (3/25-3/31)  
Cal Towey (4/8-4/14)  
Lawton Langford (4/22-4/28)
- 2014 Adam Toth (4/28-5/4)
- 2015 Aaron Dodson (2/23-3/1)
- 2018 Davis Wendzel (4/30-5/5)  
Richard Cunningham (5/14-5/21)
- 2019 Nick Loftin (3/25-3/31)
- 2022 Kyle Nevin (April 18)  
Jack Pineda (May 23)

### NEWCOMER OF THE WEEK

#### Big 12 Conference

- 2012 Adam Toth (4/2-4/8)  
Michael Howard (4/9-4/15)  
Nathan Orf (4/16-4/22)
- 2014 Darryn Sheppard (2/10-2/16)  
Matt Menard (4/7-4/13)  
Daniel Castano (4/14-4/20)
- 2015 Justin Arrington (2/23-3/1)
- 2016 Josh Bissonette (3/20-3/26)
- 2017 Tucker Cascadden (2/26-3/4)  
Shea Langeliers (5/7-5/13)  
Shea Langeliers (5/14-5/20)
- 2018 Nick Loftin (3/26-4/2)  
Davion Downey (4/30-5/5)  
Cole Haring (5/14-5/21)
- 2019 Paul Dickens (3/25-3/31)
- 2021 Jared McKenzie (Feb. 22)
- 2022 Kobe Andrade (April 18)

### CONFERENCE ALL-TOURNAMENT

#### SOUTHWEST CONFERENCE

- 1977 Sammy Bickham, P  
Burl Coker, OF/P  
Steve Macko, SS
- 1978 Burl Coker, P  
Fritz Connally, 3B  
Shane Nolen, OF  
Manuel Ordonez, 2B
- 1979 Fritz Connally, 3B
- 1985 Greg Dennis, SS  
Tony Huey, OF
- 1986 Blaine Beatty, P  
Todd Hawkins, C  
Steve Jarvie, DH  
Mike Malinak, OF  
Keith Shepherd, IF
- 1988 Pat Combs, P  
Joe Guidry, OF
- 1996 Kris Lambert, P

#### BIG 12 CONFERENCE

- 1998 Charley Carter, 1B
- 1999 Chad Hawkins, P  
Anthony Hensley, OF  
Jason Jennings, P
- 2000 Jace Brewer, SS  
Jaime Bubela, OF  
Kyle Evans, P  
Kelly Shoppach, C
- 2001 Kelly Shoppach, C  
Zane Carlson, RP  
Josh Ford, C  
Mark McCormick, SP  
David Murphy, OF  
Mark Saccomanno, 1B  
Steven White, SP
- 2004 Mike Pankratz, OF
- 2005 Michael Griffin, 2B  
Ryan LaMotta, RP
- 2006 Seth Fortenberry, OF  
Beamer Weems, SS
- 2007 Matt Czimskey, DH  
Kendal Volz, SP  
Beamer Weems, SS
- 2009 Joey Hainsfurther, 2B  
Dustin Dickerson, DH  
Craig Fritsch, RP
- 2010 Raynor Campbell, 2B  
Willie Kempf, SP  
Logan Vick, OF
- 2012 Josh Ludy, C
- 2015 Kameron Esthay, OF
- 2018 Cody Bradford, SP (Co-MVP)  
Shea Langeliers, C (Co-MVP)  
Richard Cunningham, OF  
Nick Loftin, IF  
Davis Wendzel, IF

#### ALL-NCAA REGIONAL

- 1977 Jaime Cocanower, P  
Fritz Connally, 3B  
Mike Czimskey, C  
Steve Macko, SS  
Shane Nolen, OF  
Luke Prestridge, 1B  
John Schott, P \*
- 1978 Fritz Connally, 3B \*  
Bill Crosby, SS  
Mike Johanson, OF  
Shane Nolen, P/OF  
Manuel Ordonez, 2B  
Jon Perlman, P  
Luke Prestridge, 1B
- 1999 Jaime Bubela, OF  
Jason Jennings, P \*  
Bryan Loeb, C  
Josh Scott, P  
Preston Underdown, 3B
- 2001 Chris Durbin, OF  
Trevor Mote, 2B  
Josh Scott, P  
Kelly Shoppach, C
- 2002 Mike Huggins, 1B  
Paul Richmond, C  
Trey Webb, SS
- 2003 Michael Griffin, 3B  
Ryan LaMotta, RP  
David Murphy, OF \*  
Mark Saccomanno, 1B  
Trey Webb, SS
- 2005 Zach Dillon, C  
Seth Fortenberry, OF

- Chase Gerdes, OF  
Michael Griffin, 2B  
Jeff Mandel, 1B/P  
Paul Witt, SS \*
- 2006 Zach Dillon, C  
Ryan LaMotta, SP  
Kevin Russo, 2B  
Beamer Weems, SS
- 2007 Shaver Hansen, 2B  
Randall Linebaugh, SP  
Matt Sodolak, DH  
Beamer Weems, SS
- 2009 Ben Booker, OF
- 2010 Gregg Glime, C  
Willie Kempf, SP  
Max Muncy, 1B  
Brooks Pinckard, RP
- 2011 Jake Miller, 3B  
Brooks Pinckard, OF  
Josh Turley, SP  
Logan Vick, OF
- 2012 Dan Evatt, OF \*  
Lawton Langford, 2B  
Josh Ludy, C  
Jake Miller, SS  
Austin Stone, SP  
Cal Towey, 3B
- 2018 Shea Langeliers, C
- 2019 Shea Langeliers, C  
Cole Haring, RF

\* - most outstanding player

### IN-SEASON TOURNAMENT MVP

- 2001 Kelly Shoppach, C (Astron College Classic)
- 2002 Tim Hartshorn, OF (Astron College Classic)
- 2003 Michael Griffin, OF (Astron College Classic)
- 2007 Jeff Mandel, SP (QTI Imprints Baylor Classic)
- 2008 Aaron Miller, OF (QTI Baylor Classic)
- 2009 Aaron Miller, OF (QTI Baylor Classic)
- 2013 Cal Towey, 3B (Astron College Classic)
- 2022 Tyler Thomas, SP (Shriners Children's College Classic)

HISTORY

# TEAM HONORS

## AWARD FOR ACADEMIC EXCELLENCE

### AWARDED BY COACHING STAFF

1995 (Fall)	Chad Pechacek
1996 (Spring)	Matthew Marcom
1996 (Fall)	Jake Baskin
1997 (Spring)	Jon Topolski
1997 (Fall)	Jeremy Dodson
1998 (Spring)	Preston Underdown
1998 (Fall)	Tim Hartshorn
1999 (Spring)	Mark Outlaw
1999 (Fall)	Kyle Evans
2000 (Spring)	Nolan Leinweber
2000 (Fall)	Ross Bennett
2001 (Spring)	Ross Bennett
2001 (Fall)	Eric Errante/Steven White
2002 (Spring)	Justin Taylor
2002 (Fall)	Michael Griffin
2003 (Spring)	Zach Dillon
2003 (Fall)	Mike Helldoorn
2004 (Spring)	Zach Dillon
2004 (Fall)	Andy Pape
2005 (Spring)	Seth Fortenberry
2005 (Fall)	Jeff Mandel
2006 (Spring)	Kevin Sevigny
2006 (Fall)	Tim Hartland
2007 (Spring)	Jake Weghorst
2007 (Fall)	Andrew Cooley
	Chris Slater
	Kendal Volz
2008 (Spring)	Gregg Glime
2008 (Fall)	Craig Fritsch
2009 (Spring)	Drew Bias
2009 (Fall)	Kolt Browder
2010 (Spring)	Willie Kempf
2010 (Fall)	Steve DalPorto
2011 (Spring)	Jon Ringenberg
2011 (Fall)	Josh Ludy
2012 (Spring)	Nate Goodwin
2012 (Fall)	Grayson Porter
2013 (Spring)	Ben Carl
2013 (Fall)	Brad Kuntz
2014 (Spring)	Drew Tolson
2014 (Fall)	Brad Kuntz
2015 (Spring)	Joe Kirkland
2015 (Fall)	Logan Brown

## LARRY ISBELL MOST VALUABLE PLAYER

### POINT TOTALS IN KEY STATISTICS

1977	Steve Macko
1978	Burl Coker
1979	Fritz Connally
1980	Gene de los Santos
1981	Jeff Mallett
1982	no award
1983	Stan Hilton
1984	Ronnie King
1985	Greg Dennis
1986	Mike Malinak/Blaine Beatty
1987	Pat Combs
1988	Bruce Aguilar
1989	no award
1990	Scott Ruffcorn
1991	Charlie Rigney
1992	Brian Carpenter
1993	Joe Wharton
1994	Brent Bearden
1995	Marty Crawford
1996	Marty Crawford
1997	Jon Topolski
1998	Charley Carter
1999	Eric Nelson
2000	Jace Brewer
2001	Kelly Shoppach
2002	Mike Huggins/Trey Webb
2003	David Murphy
2004	Michael Griffin
2005	Josh Ford
2006	Zach Dillon
2007	Beamer Weems
2008	Shaver Hansen/Beamer Weems
2009	Shaver Hansen
2010	Gregg Glime
2011	Max Muncy
2012	Josh Ludy
2013	Nathan Orf/Cal Towey
2014	Adam Toth
2015	Logan Brown

## TED LYONS MOST VALUABLE PITCHER

### POINT TOTALS IN KEY STATISTICS

1995	Tim Peters
1996	Kris Lambert
1997	Kris Lambert
1998	Kip Wells
1999	Jason Jennings
2000	Chad Hawkins
2001	Justin Taylor
2002	Justin Taylor
2003	Steven White
2004	Trey Taylor
2005	Ryan LaMotta
2006	Ryan LaMotta
2007	Nick Cassavechia/Jeff Mandel
2008	Shawn Tolleson
2009	Kendal Volz
2010	Willie Kempf
2011	Logan Verrett
2012	Trent Blank/Josh Turley
2013	Dillon Newman
2014	Josh Michalec
2015	Drew Tolson

## THORNTON STERLING

### PLAYER OF THE YEAR

#### AWARDED BY HEART OF THE ORDER

2003	Chris Durbin
2004	Abe Woody
2005	Josh Ford
2006	Zach Dillon
2007	Beamer Weems
2008	Shaver Hansen
2009	Shaver Hansen
2010	Gregg Glime
2011	Logan Verrett
2012	Josh Ludy
2013	Nathan Orf
2014	Josh Michalec
2015	Logan Brown

## JUDGE FRED "RED" HARRIS 110 PERCENT AWARD

### AWARDED BY PLAYERS

1977	Burl Coker
1978	Burl Coker
1979	unknown
1980	unknown
1981	unknown
1982	Steve Smith
1983	Steve Smith
1984	unknown
1985	Kyle Todd
1986	Darrell Thorley
1987	unknown
1988	unknown
1989	unknown
1990	Jeff Kilgore
1991	Mike Robinson
1992	unknown
1993	James Vilade
1994	Marty Crawford
1995	Shane Davis
1996	Lance Lacy
1997	John Anderson
1998	Chip Parrish
1999	Denver Fredenburg
2000	Kyle Evans
2001	Ron Zboril
2002	Justin Spooner
2003	David Murphy
2004	Cody Hall
2005	Reid Brees
2006	Zach Dillon
2007	Jeff Mandel
2008	Paul Miles
2009	Kendal Volz
2010	Gregg Glime
2011	Brooks Pinckard
2012	Josh Ludy
2013	Nathan Orf
2014	Nate Goodwin
2015	Logan Brown



# MAJOR LEAGUE BASEBALL

Over the past 100-plus years, 45 former Baylor players have appeared on major league rosters. Foremost among the Baylor alumni in the pros is Ted Lyons, who was elected to the Baseball Hall of Fame in 1955 after pitching 21 seasons in the big leagues, all with the Chicago White Sox.

Jason Jennings was awarded with the 2002 National League Rookie of the Year award after a 16-8, 4.52 campaign in his first full season in the majors. When Jennings reached the big leagues in late 2001, he joined former Baylor teammate Kip Wells, who came up with the Chicago White Sox in 1999. Like Jennings, Wells was a first-round pick; the White Sox chose him with the 16th-overall selection in 1998 after his junior season at Baylor.

Two-time All-Star Max Muncy has made a name for himself with the Los Angeles Dodgers, placing inside the top-15 in National League MVP voting three times already in his short career. Muncy became the first Bear to participate in the MLB Home Run Derby, while leading the Dodgers in home runs over the 2018 season, including a walkoff home run in the 18th inning of Game 3 of the World Series to end the longest World Series game in history. His 36 long balls in 2021 are the most by a former Bear in program history.

Most recently, Shea Langeliers has reached the bigs with the Oakland Athletics, having debuted on Aug. 16, 2022 against his hometown Texas Rangers, and hitting a double in his first major-league at-bat.

Baylor has had at least one player selected in 45 of the last 47 Major League Baseball drafts, dating back to 1976.

## BAYLOR FIRST-ROUND DRAFT PICKS

YEAR	PLAYER	TEAM	OVERALL SELECTION
1979	Jon Perlman, RHP	Chicago Cubs	12th overall
1983	Stan Hilton, RHP	Oakland A's	5th overall
1988	Pat Combs, LHP	Philadelphia Phillies	11th overall
1991	Scott Ruffcorn, RHP	Chicago White Sox	25th overall
1998	Kip Wells, RHP	Chicago White Sox	16th overall
1999	Jason Jennings, RHP	Colorado Rockies	16th overall
2000	Chad Hawkins, RHP	Texas Rangers	39th overall (supplemental)
2003	David Murphy, OF	Boston Red Sox	17th overall
2005	Mark McCormick, RHP	St. Louis Cardinals	43rd overall (supplemental)
2009	Aaron Miller, LHP	Los Angeles Dodgers	36th overall (supplemental)
2019	Shea Langeliers, C	Atlanta Braves	9th overall
2019	Davis Wendzel, INF	Texas Rangers	41st overall (supplemental)
2020	Nick Loftin, INF	Kansas City Royals	32nd overall

## BAYLOR ON WORLD SERIES TEAMS

PLAYER	YEAR	TEAM	WORLD SERIES NUMBERS
Dave Danforth	1911	Philadelphia A's	did not appear
Dave Danforth*	1917	Chicago White Sox	0-0, 18.00, 1 G, 1.0 IP, 2 ER, 2 K
Dave Danforth	1919	Chicago White Sox	did not appear
Mule Watson	1923	New York Giants	0-0, 13.50, 1 G, 2.0 IP, 3 ER, 1 K
Mule Watson	1924	New York Giants	0-0, 0.00, 1 G, 0.2 IP, 0 ER, 0
Ted Uhlaender	1965	Minnesota Twins	did not appear
Ted Uhlaender	1972	Cincinnati Reds	4 G, 4 AB, 1 H, 1 2B
Lee Tunnell	1987	St. Louis Cardinals	0-0, 2.08, 2 G, 4.1 IP, 1 ER, 1 K
David Murphy	2010	Texas Rangers	3 G, 7 AB, 1 H, 1 RBI, 1 BB
David Murphy	2011	Texas Rangers	7 G, 18 AB, 4 H, 1 R, 1 2B, 4 BB
Max Muncy	2018	Los Angeles Dodgers	5 G, 17 AB, 4 H, 3 R, 1 2B, 1 HR, 2 BB
Max Muncy*	2020	Los Angeles Dodgers	6 G, 22 AB, 7 H, 3 R, 1 2B, 1 HR, 6 RBI, 5 BB
Shea Langeliers*	2021	Atlanta Braves	Taxi Squad** (COVID-19)

\*Won World Series

\*\*Not on Active World Series Roster

## UNDRAFTED FREE AGENTS

PLAYER	YEAR	TEAM
Jerry Mallett*	1957	Boston Red Sox
Jacke Davis*	1958	Philadelphia Phillies
Ted Uhlaender*	1961	Minnesota Twins
Pete Charton*	1962	Boston Red Sox
Kevin Ellis	1992	Chicago Cubs
Jim Blair	1998	Los Angeles Dodgers
Chad Polk	1998	Toronto Blue Jays
Bryan Loeb	2000	Arizona Diamondbacks
Matt Czimskey	2007	Milwaukee Brewers
Nate Orf*	2013	Milwaukee Brewers
Brad Kuntz	2015	Milwaukee Brewers
West Tunnell	2016	Arizona Diamondbacks
Alex Phillips	2018	Minnesota Twins
Mack Mueller	2020	Toronto Blue Jays

\* - Has appeared on a major league roster

## BAYLOR IN MAJOR LEAGUE BASEBALL FIRST-YEAR PLAYER DRAFT

1965 *	Fred Rath, RHP, White Sox (4th Rd)	2003 *	David Murphy, OF, Red Sox (1st Rd)
1968	John Bevil, LHP, Tigers (26th Rd)		Steven White, RHP, Yankees (4th Rd)
1971	Phil Beall, SS, Giants (21st Rd)		Trey Webb, SS, Expos (5th Rd)
1976 #	Steve Macko, 3B, Giants (28th Rd)		Chris Durbin, OF, Red Sox (10th Rd)
1977 *	Steve Macko, SS, Cubs (5th Rd)	#	Zane Carlson, RHP, Padres (16th Rd)
1978 #	Jon Perlman, RHP, Cubs (5th Rd)	*	Mark Saccomanno, 1B, Astros (23rd Rd)
	# Andy Beene, RHP, Yankees (14th Rd)	%	Jared Theodorakos, LHP, Brewers (25th Rd)
	# Burl Coker, LHP, Giants (26th Rd)		Jason Pritchard, RHP, Phillies (35th Rd)
1979 *	Jon Perlman, RHP, Cubs (1st Rd)	2004 *	Drew Sutton, SS, Astros (16th Rd)
	# Andy Beene, RHP, Brewers (5th Rd)	#	Trey Taylor, LHP, Cubs (20th Rd)
	Michael Roberts, RHP, Rangers (8th Rd)		Zane Carlson, RHP, Royals (27th Rd)
1980 *	Fritz Connally, 3B, Cubs (7th Rd)	2005	Mark McCormick, RHP, Cardinals (1st Rd)
1981 *	Lee Tunnell, RHP, Pirates (2nd Rd)		Kyle Reynolds, SS, Cubs (6th Rd)
1982	Jerry Arnold, LHP, Phillies (12th Rd)		Tyler Bullock, RHP, Braves (6th Rd)
	# Stan Hilton, RHP, Blue Jays (13th Rd)		Trey Taylor, LHP, Cubs (7th Rd)
1983	Stan Hilton, RHP, Athletics (1st Rd)		Josh Ford, C, Diamondbacks (9th Rd)
	Alan McKay, LHP, Blue Jays (5th Rd)		Michael Griffin, 2B, Reds (14th Rd)
	Steve Smith, RHP, Giants (5th Rd)		Paul Witt, SS, Marlins (15th Rd)
	Jim Trevathan, C, White Sox (21st Rd)		Sean Walker, RHP, Astros (24th Rd)
1984	John Christy, OF, White Sox (30th Rd)		Abe Woody, RHP, Reds (31st Rd)
	Ronnie King, OF, Rangers (32nd Rd)	2006	Cory VanAllen, LHP, Nationals (5th Rd)
	Belgee Falkner, OF, Pirates (39th Rd)		Seth Fortenberry, OF, Yankees (11th Rd)
1985 *	Ken Patterson, LHP, Yankees (3rd Rd)		Zach Dillon, C, Orioles (20th Rd)
	Kyle Todd, 3B, Pirates (14th Rd)	*	Kevin Russo, 2B, Yankees (20th Rd)
	Greg Dennis, SS, Blue Jays (37th Rd)	#	Ryan LaMotta, RHP, Tigers (37th Rd)
	# Blaine Beatty, LHP, Cardinals	2007	Jeff Mandel, RHP, Nationals (19th Rd)
	(June Secondary Phase, 2nd Rd)		Beamer Weems, SS, Padres (8th Rd)
1986 *	Blaine Beatty, LHP, Orioles (9th Rd)	2008	Mace Thurman, LHP, Reds (19th Rd)
#	Todd Hawkins, C, Mets (39th Rd)	#	Tim Matthews, RHP, Rockies (27th Rd)
1987	Braz Davis, RHP, Cubs (21st Rd)		Randall Linebaugh, RHP, Reds (37th Rd)
	Todd Hawkins, C, Giants (46th Rd)		Nick Cassavechia, RHP, Tigers (37th Rd)
1988 *	Pat Combs, LHP, Phillies (1st Rd)	2009	Aaron Miller, LHP, Dodgers (1st Rd)
1989	Trent Weaver, 2B, Athletics (29th Rd)		Shaver Hansen, SS, Mariners (6th Rd)
1991 *	Scott Ruffcorn, RHP, White Sox (1st Rd)		Dustin Dickerson, 1B, Marlins (6th Rd)
	Glenn Nevil, LHP, Phillies (31st Rd)	#	Craig Fritsch, RHP, Tigers (8th Rd)
1992	Brian Carpenter, RHP, Cardinals (8th Rd)		Kendal Volz, RHP, Red Sox (9th Rd)
	David Elsbend, RHP, White Sox (17th Rd)	#	Adam Hornung, OF, Angels (19th Rd)
1993 *	Dean Crow, RHP, Mariners (10th Rd)	#	Raynor Campbell, 3B, Indians (31st Rd)
	Jason Rathbun, RHP, Yankees (11th Rd)	2010	Raynor Campbell, 2B, Giants (14th Rd)
	Joe Wharton, RHP, Yankees (18th Rd)		Craig Fritsch, RHP, Phillies (16th Rd)
	# Mike Bohny, 3B, Orioles (41st Rd)	#	Brooks Pinckard, RHP, Cubs (18 Rd)
	# Brent Beardon, RHP, Padres (44th Rd)		Gregg Glime, C, Marlins (24th Rd)
	Jason Marshall, C, Indians (72nd Rd)		Willie Kempf, RHP, Braves (27th Rd)
1994	Brent Beardon, RHP, Blue Jays (24th Rd)	*	Shawn Tolleson, RHP, Dodgers (30th Rd)
1995	Tim Peters, LHP, Twins (26th Rd)	2011 *	Logan Verrett, RHP, Mets (3rd Rd)
1996 #	Kris Lambert, LHP, Reds (11th Rd)		Brooks Pinckard, RHP, Reds (10th Rd)
	Marty Crawford, IF, Phillies (23rd Rd)		Landis Ware, SS, Angels (44th Rd)
	Scott Morrison, SS, Dodgers (25th Rd)	2012 *	Max Muncy, 1B, Athletics (5th Rd)
1997	Kris Lambert, LHP, Pirates (13th Rd)		Josh Ludy, C, Phillies (8th Rd)
1998 *	Kip Wells, RHP, White Sox (1st Rd)		Logan Vick, OF, Indians (11th Rd)
	Jeremy Dodson, OF, Royals (7th Rd)		Josh Turley, LHP, Tigers (16th Rd)
	Charley Carter, 1B, Astros (15th Rd)		Tyler Bremer, RHP, Cubs (27th Rd)
#	Jon Topolski, OF, Marlins (31st Rd)		Trent Blank, RHP, Rockies (30th Rd)
1999 *	Jason Jennings, RHP, Rockies (1st Rd)	2013 #	Dillon Newman, RHP, Astros (16th Rd)
	Jon Topolski, OF, Astros (4th Rd)		Cal Tovey, 3B, Angels (17th Rd)
	Eric Nelson, 2B, Royals (8th Rd)		Max Garner, RHP, Marlins (18th Rd)
	Mark Outlaw, LHP, Phillies (15th Rd)		Jake Miller, SS, Diamondbacks (27th Rd)
#	Bryan Loeb, C, Mets (29th Rd)		Crayton Bare, LHP, Dodgers (28th Rd)
#	Jaime Bubela, OF, Red Sox (31st Rd)	2014	Josh Michalec, RHP, Rockies (21st Rd)
2000	Chad Hawkins, RHP, Rangers (1st Rd)		Brett Doe, C, Twins (38th Rd)
	Jace Brewer, SS, Devil Rays (5th Rd)	2016 *	Daniel Castano, LHP, Cardinals (19th Rd)
	Kyle Evans, RHP, Indians (6th Rd)	2017	Montana Parsons, RHP, Marlins (24th Rd)
*	Jaime Bubela, OF, Mariners (7th Rd)		Kameron Esthay, OF, Nationals (26th Rd)
	Anthony Hensley, OF, Phillies (20th Rd)	2018	Troy Montemayor, RHP, Cardinals (25th Rd)
	Preston Underdown, IF, Phillies (31st Rd)	#	Davis Wendzel, 3B, Red Sox (37th Rd)
2001 *	Kelly Shoppach, C, Red Sox (2nd Rd)	2019	Shea Langeliers, C, Braves (1st Rd)
	Trevor Mote, 2B, Astros (15th Rd)		Davis Wendzel, INF, Rangers (1st Rd)
	Matt Williams, 3B, Cardinals (15th Rd)		Cody Bradford, LHP, Rangers (6th Rd)
	Josh Scott, LHP, Phillies (25th Rd)		Kyle Hill, RHP, Mariners (10th Rd)
#	Mike Huggins, 1B, Rockies (25th Rd)		Josh Bissonette, INF, Pirates (31st Rd)
2002	Kyle Edens, RHP, Reds (3rd Rd)	#	Luke Boyd, RHP, Angels (38th Rd)
	Mike Huggins, 1B, Orioles (13th Rd)	2020	Nick Loftin, INF, Royals (1st Rd)
#	Steven White, RHP, Brewers (18th Rd)	2021	Andy Thomas, C, Mariners (5th Rd)
	Paul Richmond, C, Blue Jays (28th Rd)		Luke Boyd, RHP, Padres, (17th Rd)
	Paul Thorp, RHP, Yankees (31st Rd)	2022	Jared McKenzie, OF, Nationals (5th Rd)
	Justin Taylor, RHP, Royals (38th Rd)		Kyle Nevin, OF, Dodgers (11th Rd)
#	Jared Theodorakos, LHP, Rockies (49th Rd)		Jack Pineda, INF, Royals (12th Rd)

153 Draft Picks in Baylor history

# - Did not sign

% - Draft and follow sign the next year

\* - Has appeared on a major league roster

HISTORY



# MAJOR LEAGUE BASEBALL

## MATT BATTS, C (1943-47)

BOSTON RED SOX (1947-1951); ST. LOUIS BROWNS (1951); DETROIT TIGERS (1952-1954); CHICAGO WHITE SOX (1954); CINCINNATI REDS (1955-1956)

Yr	Team	AVG	G	AB	R	H	2B	3B	HR	RBI
1947	BOS (AL)	.500	7	16	3	8	1	0	1	5
1948	BOS (AL)	.314	46	118	13	37	12	0	1	24
1949	BOS (AL)	.242	60	157	23	38	9	1	3	31
1950	BOS (AL)	.273	75	238	27	65	15	3	4	34
1951	BOS/STL	.285	90	277	27	79	18	1	5	33
1952	DET (AL)	.237	56	173	11	41	4	1	3	13
1953	DET (AL)	.278	116	374	38	104	24	3	6	43
1954	DET/CHI	.235	67	179	17	42	8	1	3	24
1955	CIN (NL)	.254	26	71	4	18	4	1	0	13
1956	CIN (NL)	.000	3	2	0	0	0	0	0	0
Totals (10 yrs)		.269	546	1605	163	432	95	11	26	220

## BLAINE BEATTY, LHP (1985-86)

NEW YORK METS (1989, 1991)

Yr	Team	ERA	W-L	G/GS	CG	SHO	SV	IP	BB	SO
1989	NY (NL)	1.50	0-0	2/1	0	0	0	6.0	2	3
1991	NY (NL)	2.79	0-0	5/0	0	0	0	9.2	4	7
Totals (2 yrs)		2.30	0-0	7/1	0	0	0	15.2	6	10

## ANDY BEENE, RHP (1976-79)

MILWAUKEE BREWERS (1983-1984)

Yr	Team	ERA	W-L	G/GS	CG	SHO	SV	IP	BB	SO
1983	MIL (AL)	4.50	0-0	1/0	0	0	0	2.0	1	0
1984	MIL (AL)	11.09	0-2	5/3	0	0	0	18.2	9	11
Totals (2 yrs)		10.45	0-2	6/3	0	0	0	20.2	10	11

## JAIME BUBELA, OF (1999-2000)

SEATTLE MARINERS (2005)

Yr	Team	AVG	G	AB	R	H	2B	3B	HR	RBI
2005	SEA (AL)	.105	11	19	3	2	0	0	0	0
Totals (1 yr)		.105	11	19	3	2	0	0	0	0

## DANIEL CASTANO, LHP (2014-16)

MIAMI MARLINS (2020-PRESENT)

Yr	Team	ERA	W-L	G/GS	CG	SHO	SV	IP	BB	SO
2020	MIA (NL)	3.03	1-2	7/6	0	0	0	29.2	11	12
2021	MIA (NL)	4.87	0-2	5/4	0	0	0	20.1	8	13
2022	MIA (NL)	4.04	1-3	10/7	0	0	0	35.2	9	20
Totals (3 yrs)		3.89	2-7	22/17	0	0	0	85.2	28	45

## PETE CHARTON, RHP (1962-64)

BOSTON RED SOX (1964)

Yr	Team	ERA	W-L	G/GS	CG	SHO	SV	IP	BB	SO
1964	BOS (AL)	5.26	0-2	25/5	0	0	0	65.0	24	37
Totals (1 yr)		5.26	0-2	25/5	0	0	0	65.0	24	37

## JAIME COCANOWER, RHP (1977-78)

MILWAUKEE BREWERS (1983-1986)

Yr	Team	ERA	W-L	G/GS	CG	SHO	SV	IP	BB	SO
1983	MIL (AL)	1.80	2-0	5/3	1	0	0	30.0	12	8
1984	MIL (AL)	4.02	8-16	33/27	1	0	0	174.2	78	65
1985	MIL (AL)	4.33	6-8	24/15	3	1	0	116.1	73	44
1986	MIL (AL)	4.43	0-1	17/2	0	0	0	44.2	38	22
Totals (4 yrs)		3.99	16-25	79/47	5	1	0	365.2	201	139

## PAT COMBS, LHP (1985-86)

PHILADELPHIA PHILLIES (1989-1992)

Yr	Team	ERA	W-L	G/GS	CG	SHO	SV	IP	BB	SO
1989	PHI (NL)	2.09	4-0	6/6	1	1	0	38.2	6	30
1990	PHI (NL)	4.07	10-10	32/31	3	2	0	183.1	86	108
1991	PHI (NL)	4.90	2-6	14/13	1	0	0	64.1	43	41
1992	PHI (NL)	7.71	1-1	4/4	0	0	0	18.2	12	11
Totals (4 yrs)		4.22	17-17	56/54	5	3	0	305.0	147	190

## FRITZ CONNALLY, IF (1977-80)

CHICAGO CUBS (1983); BALTIMORE ORIOLES (1985)

Yr	Team	AVG	G	AB	R	H	2B	3B	HR	RBI
1983	CHI(NL)	.100	8	10	0	1	0	0	0	0
1985	BAL (AL)	.232	50	112	16	26	4	0	3	15
Totals (2 yrs)		.221	58	122	16	27	4	0	3	15

## DEAN CROW, RHP (1993)

DETROIT TIGERS (1998)

Yr	Team	ERA	W-L	G/GS	CG	SHO	SV	IP	BB	SO
1998	DET (AL)	3.94	2-2	32/0	0	0	0	45.2	16	18
Totals (1 yr)		3.94	2-2	32/0	0	0	0	45.2	16	18

## DAVE DANFORTH, LHP (1911)

PHILADELPHIA ATHLETICS (1911-1912); CHICAGO WHITE SOX (1916-1919); ST. LOUIS BROWNS (1922-1925)

Yr	Team	ERA	W-L	G/GS	CG	SHO	SV	IP	BB	SO
1911	PHI (AL)	3.74	4-1	14/2	1	0	1	33.2	17	21
1912	PHI (AL)	3.98	0-0	3/0	0	0	0	20.1	12	8
1916	CHI (AL)	3.27	6-5	28/8	1	0	2	93.2	37	49
1917	CHI (AL)	2.65	11-6	50/9	1	1	9	173.0	74	79
1918	CHI (AL)	3.43	6-15	39/11	5	0	2	139.0	40	48
1919	CHI (AL)	7.78	1-2	15/1	0	0	1	41.2	20	17
1922	STL (AL)	3.28	5-2	20/10	3	0	1	79.2	38	48
1923	STL (AL)	3.94	16-14	38/26	16	0	1	226.1	87	96
1924	STL (AL)	4.51	15-12	41/27	11	1	4	219.2	69	65
1925	STL (AL)	4.36	7-9	38/15	5	0	2	159.0	61	53
Totals (10 yrs)		3.89	71-66	286/109	43	2	23	1186.0	455	484

## JACKE DAVIS, OF (1956-57)

PHILADELPHIA PHILLIES (1962)

Yr	Team	AVG	G	AB	R	H	2B	3B	HR	RBI
1962	PHI (NL)	.213	48	75	9	16	0	1	1	6
Totals (1 yr)		.213	48	75	9	16	0	1	1	6

## BUZZ DOZIER, RHP (1943-45)

WASHINGTON SENATORS (1947, 1949)

Yr	Team	ERA	W-L	G/GS	CG	SHO	SV	IP	BB	SO
1947	WAS (AL)	0.00	0-0	2/0	0	0	0	4.2	1	2
1949	WAS (AL)	11.37	0-0	2/0	0	0	0	6.1	6	1
Totals (2 yrs)		6.55	0-0	4/0	0	0	0	11.0	7	3

## LARRY DRAKE, OF (1941-44)

PHILADELPHIA ATHLETICS (1945); WASHINGTON SENATORS (1948)

Yr	Team	AVG	G	AB	R	H	2B	3B	HR	RBI
1945	PHI (AL)	.000	1	2	0	0	0	0	0	0
1948	WASH (AL)	.286	4	7	0	2	0	0	0	1
Totals (2 yrs)		.222	5	9	0	2	0	0	0	1

## TOMMY FINE, RHP (1937-39)

BOSTON RED SOX (1947), ST. LOUIS BROWNS (1950)

Yr	Team	ERA	W-L	G/GS	CG	SHO	SV	IP	BB	SO
1947	BOS (AL)	5.50	1-2	9/7	1	0	0	36.0	19	10
1950	STL (AL)	8.10	0-1	14/0	0	0	0	36.2	25	6
Totals (2 yrs)		4.42	1-3	23/7	1	0	0	72.2	44	16

## JAKE FREEZE, RHP (1923-25)

CHICAGO WHITE SOX (1925)

Yr	Team	ERA	W-L	G/GS	CG	SHO	SV	IP	BB	SO
1925	CHI (AL)	2.45	0-0	2/0	0	0	0	3.2	3	1
Totals (1 yr)		2.45	0-0	2/0	0	0	0	3.2	3	1

## SLIM HARRELL, RHP (1911-12)

PHILADELPHIA ATHLETICS (1912)

Yr	Team	ERA	W-L	G/GS	CG	SHO	SV	IP	BB	SO
1912	PHI (AL)	0.00	0-0	1/0	0	0	0	3.0	0	1
Totals (1 yr)		0.00	0-0	1/0	0	0	0	3.0	0	1

## JASON JENNINGS, RHP (1997-99)

COLORADO ROCKIES (2001-2006); HOUSTON ASTROS (2007); TEXAS RANGERS (2008-2009)

Yr	Team	ERA	W-L	G/GS	CG	SHO	SV	IP	BB	SO
2001	COL (NL)	4.58	4-1	7/7	1	1	0	39.1	19	26
2002	COL (NL)	4.52	16-8	32/32	0	0	0	185.1	70	127
2003	COL (NL)	5.11	12-13	32/32	1	0	0	181.1	88	119
2004	COL (NL)	5.51	11-12	33/33	1	0	0	201.0	101	133
2005	COL (NL)	5.02	6-9	20/20	1	0	0	122.0	62	75
2006	COL (NL)	3.78	9-13	32/32	3	2	0	212.0	85	142
2007	HOU (NL)	6.45	2-9	19/18	0	0	0	99.0	34	71
2008	TEX (AL)	8.56	0-5	6/6	0	0	0	27.1	18	12
2009	TEX (AL)	4.13	2-4	44/0	0	0	1	61.0	28	44
Totals (9 yrs)		4.95	62-74	225/180	6	3	1	1128.1	505	749



# MAJOR LEAGUE BASEBALL

## DAVID MURPHY, OF (2001-03)

BOSTON RED SOX (2006-2007); TEXAS RANGERS (2007-2013);  
CLEVELAND INDIANS (2014-15); LOS ANGELES ANGELS (2015)

Yr	Team	AVG	G	AB	R	H	2B	3B	HR	RBI
2006	BOS (AL)	.227	20	22	4	5	1	0	1	2
2007	BOS (AL)	.500	3	2	1	1	0	1	0	0
	TEX (AL)	.340	43	103	16	35	12	1	2	14
2008	TEX (AL)	.275	108	415	64	114	28	3	15	74
2009	TEX (AL)	.269	128	432	61	116	24	1	17	57
2010	TEX (AL)	.291	138	419	54	122	26	2	12	65
2011	TEX (AL)	.275	120	404	46	111	14	2	11	46
2012	TEX (AL)	.304	147	457	65	139	29	3	15	61
2013	TEX (AL)	.220	142	436	51	96	26	1	13	45
2014	CLE (AL)	.262	129	416	40	109	25	1	8	58
2015	CLE (AL)	.296	84	206	22	61	12	1	5	27
	LAA (AL)	.265	48	155	16	41	6	0	5	23
Totals (10 yrs)		.274	1110	3467	440	950	203	16	104	472

## NATE ORF, INF (2012-13)

MILWAUKEE BREWERS (2018); OAKLAND A'S (2020)

Yr	Team	AVG	G	AB	R	H	2B	3B	HR	RBI
2018	MIL (NL)	.095	15	21	4	2	0	0	1	1
2020	OAK (AL)	.000	6	7	1	0	0	0	0	0
Totals (2 yrs)		.071	21	28	5	2	0	0	1	1

## KEN PATTERSON, LHP (1984-85)

CHICAGO WHITE SOX (1988-1991); CHICAGO CUBS (1992);  
CALIFORNIA ANGELS (1993-1994)

Yr	Team	ERA	W-L	G/CS	CG	SHO	SV	IP	BB	SO
1988	CHI (AL)	4.79	0-2	9/2	0	0	1	20.2	7	8
1989	CHI (AL)	4.52	6-1	50/1	0	0	0	65.2	28	43
1990	CHI (AL)	3.39	2-1	43/0	0	0	2	66.1	34	40
1991	CHI (AL)	2.83	3-0	43/0	0	0	1	63.2	35	32
1992	CHI (NL)	3.89	2-3	32/1	0	0	0	41.2	27	23
1993	CAL (AL)	4.58	1-1	46/0	0	0	1	59.0	35	36
1994	CAL (AL)	0.00	0-0	1/0	0	0	0	0.2	0	1
Totals (7 yrs)		3.88	14-8	224/4	0	0	5	317.2	166	183

## JON PERLMAN, RHP (1978-79)

CHICAGO CUBS (1985); SAN FRANCISCO GIANTS (1987);  
CLEVELAND INDIANS (1988)

Yr	Team	ERA	W-L	G/CS	CG	SHO	SV	IP	BB	SO
1985	CHI (NL)	11.42	1-0	6/0	0	0	0	8.2	8	4
1987	SF (NL)	3.97	0-0	10/0	0	0	0	11.1	4	3
1988	CLE (AL)	5.49	0-2	10/0	0	0	0	19.2	11	10
Totals (3 yrs)		4.02	1-2	26/0	0	0	0	39.2	23	17

## FRED RATH, RHP (1965)

CHICAGO WHITE SOX (1968-1969)

Yr	Team	ERA	W-L	G/CS	CG	SHO	SV	IP	BB	SO
1968	CHI (AL)	1.59	0-0	5/0	0	0	0	11.1	3	3
1969	CHI (AL)	7.71	0-2	3/2	0	0	0	11.2	8	4
Totals (2 yrs)		4.70	0-2	8/2	0	0	0	23.0	11	7

## SCOTT RUFFCORN, RHP (1989-91)

Chicago White Sox (1993-1996); Philadelphia Phillies (1997)

Yr	Team	ERA	W-L	G/CS	CG	SHO	SV	IP	BB	SO
1993	CHI (AL)	8.10	0-2	3/2	0	0	0	10.0	10	2
1994	CHI (AL)	12.79	0-2	2/2	0	0	0	6.1	5	3
1995	CHI (AL)	7.88	0-0	4/0	0	0	0	8.0	13	5
1996	CHI (AL)	11.37	0-1	3/1	0	0	0	6.1	6	3
1997	PHI (NL)	7.71	0-3	18/4	0	0	0	39.2	36	33
Totals (5 yrs)		8.57	0-8	30/9	0	0	0	70.1	70	46

## LLOYD RUSSELL, IF (1935-37)

CLEVELAND INDIANS (1938)

Yr	Team	AVG	G	AB	R	H	2B	3B	HR	RBI
1938	CLE (AL)	.000	2	0	0	0	0	0	0	0
Totals (1 yr)		.000	2	0	0	0	0	0	0	0

## KEVIN RUSSO, 3B (2005-06)

NEW YORK YANKEES (2010)

Yr	Team	AVG	G	AB	R	H	2B	3B	HR	RBI
2010	NY (AL)	.184	31	49	5	9	2	0	0	4
Totals (1 yr)		.184	31	49	5	9	2	0	0	4

## MARK SACCOMANNO, 1B (1999-2003)

HOUSTON ASTROS (2008)

Yr	Team	AVG	G	AB	R	H	2B	3B	HR	RBI
2008	HOU (NL)	.200	10	10	1	2	1	0	1	2
Totals (1 yr)		.200	10	10	1	2	1	0	1	2

## KELLY SHOPPACH, C (1999-2001)

BOSTON RED SOX (2005); CLEVELAND INDIANS (2006-2009); TAMPA  
BAY RAYS (2010-2011); BOSTON RED SOX (2012);  
NEW YORK METS (2012); SEATTLE MARINERS (2013);  
CLEVELAND INDIANS (2013)

Yr	Team	AVG	G	AB	R	H	2B	3B	HR	RBI
2005	BOS (AL)	.000	9	15	1	0	0	0	0	0
2006	CLE (AL)	.245	41	110	7	27	6	0	3	16
2007	CLE (AL)	.261	59	161	26	42	13	0	7	30
2008	CLE (AL)	.261	112	352	67	92	27	0	21	55
2009	CLE (AL)	.214	89	271	33	58	14	0	12	40
2010	TB (AL)	.196	63	158	17	31	8	0	5	17
2011	TB (AL)	.176	87	221	23	39	3	0	11	22
2012	BOS (AL)	.250	48	140	16	35	12	2	5	17
	NY (NL)	.203	28	79	7	16	2	0	3	10
2013	SEA (AL)	.196	35	107	11	21	7	0	3	9
2013	CLE (AL)	.000	1	2	0	0	0	0	0	0
Totals (9 yrs)		.223	572	1616	208	361	92	2	70	216

## BILL STELLBAUER, OF (1914-16)

PHILADELPHIA ATHLETICS (1916)

Yr	Team	AVG	G	AB	R	H	2B	3B	HR	RBI
1916	PHI (AL)	.271	25	48	2	13	0	1	0	5
Totals (1 yr)		.271	25	48	2	13	0	1	0	5

## DREW SUTTON, SS (2004)

CINCINNATI REDS (2009-2010); CLEVELAND INDIANS (2010); BOSTON  
RED SOX (2011); TAMPA BAY RAYS (2012)

Yr	Team	AVG	G	AB	R	H	2B	3B	HR	RBI
2009	CIN (NL)	.212	42	66	10	14	4	1	1	9
2010	CIN (NL)	.667	2	3	1	2	0	0	1	4
	CLE (AL)	.222	11	36	4	8	1	0	1	4
2011	BOS (AL)	.315	31	54	11	17	7	0	0	7
2012	TB (AL)	.271	18	48	2	13	4	0	0	6
	PIT (NL)	.243	24	74	10	18	8	1	1	7
Totals (4 yrs)		.256	128	281	38	72	24	2	4	37

## JOE SEKELY, OF (1946-49)

CINCINNATI REDS (1953)

Yr	Team	AVG	G	AB	R	H	2B	3B	HR	RBI
1953	CIN (NL)	.077	5	13	0	1	0	0	0	0
Totals (1 yr)		.077	5	13	0	1	0	0	0	0

## SHAWN TOLLESON, RHP (2007-10)

LOS ANGELES DODGERS (2012); TEXAS RANGERS (2014-15)

Yr	Team	ERA	W-L	G/CS	CG	SHO	SV	IP	BB	SO
2012	LA (NL)	4.30	3-1	40/0	0	0	0	37.2	20	39
2013	LA (NL)	N/A	0-0	1/0	0	0	0	0	2	0
2014	TX (AL)	2.76	3-1	64/0	0	0	0	71.2	28	69
2015	TX (AL)	2.99	6-4	73/0	0	0	35	72.1	17	76
2016	TX (AL)	7.68	2-2	37/0	0	0	11	36.1	10	29
Totals (5 yrs)		3.92	14-8	215/0	0	0	46	218.0	77	213

## LEE TUNNELL, RHP (1979-81)

PITTSBURGH PIRATES (1982-1985); ST. LOUIS CARDINALS (1987);  
MINNESOTA TWINS (1989)

Yr	Team	ERA	W-L	G/CS	CG	SHO	SV	IP	BB	SO
1982	PIT (NL)	3.93	1-1	5/3	0	0	0	18.1	5	4
1983	PIT (NL)	3.65	11-6	35/25	5	3	0	177.2	58	95
1984	PIT (NL)	5.27	1-7	26/6	0	0	1	68.1	40	51
1985	PIT (NL)	4.01	4-10	24/23	0	0	0	132.1	57	74
1987	STL (NL)	4.84	4-4	32/9	0	0	0	74.1	34	49
1989	MIN (AL)	6.00	1-0	10/0	0	0	0	12.0	6	7
Totals (6 yrs)		4.23	22-28	132/66	5	3	1	483.0	200	280

## TED UHLAENDER, OF (1959-61)

MINNESOTA TWINS (1965-1969); CLEVELAND INDIANS (1970-1971);  
CINCINNATI REDS (1972)

Yr	Team	AVG	G	AB	R	H	2B	3B	HR	RBI
1965	MIN (AL)	.182	13	22	1	4	0	0	0	1
1966	MIN (AL)	.226	105	367	39	83	12	2	2	22
1967	MIN (AL)	.258	133	415	41	107	19	7	6	49
1968	MIN (AL)	.283	140	488	52	138	21	5	7	52
1969	MIN (AL)	.273	152	554	93	151	18	2	8	62
1970	CLE (AL)	.268	141	473	56	127	21	2	11	46
1971	CLE (AL)	.288	141	500	52	144	20	3	2	47
1972	CIN (NL)	.159	73	113	9	18	3	0	0	6
Totals (8 yrs)		.263	898	2932	343	772	114	21	36	285

## LOGAN VERRETT, RHP (2009-10)

TEXAS RANGERS (2015); NEW YORK METS (2015-16); BALTIMORE  
ORIOLES (2017)

Yr	Team	ERA	W-L	G/CS	CG	SHO	SV	IP	BB	SO
2015	TEX (AL)	6.00	0-1	4/0	0	0	0	9.0	4	3
2015	NY (NL)	3.03	1-1	14/4	0	0	1	38.2	11	36
2016	NY (NL)	5.20	3-8	35/12	0	0	0	91.2	43	66
2017	BAL (AL)	4.22	2-0	4/0	0	0	0	10.2	3	9
Totals (3 yrs)		4.62	6-10	57/16	0	0	1	150.0	61	114

## MULE WATSON, RHP (1913-17)

PHILADELPHIA ATHLETICS (1918-1919); PITTSBURGH PIRATES  
(1920); BOSTON BRAVES (1920-1923); NEW YORK GIANTS (1923-  
1924)

# LETTERWINNERS

## A

ADAMS, F. M. 1904(M)  
 ADAMS, MICHAEL FLOYD 1966-67-68  
 AGUILAR, BRUCE 1986-87-88-89  
 AIKEN, MARK 1932(M)  
 ALFORD, RAYMOND 1931-32  
 ALFORD, THEODORE 1935-36  
 ALLEN, BLAKE 2016  
 ALLEN, JAMES W. 1940  
 ANDERSON, JOHN 1994, 1997  
 ANDERSON, THOMAS R. 1954-55-56  
**ANDRADE, KOBE 2022-PRESENT**  
 ARNOLD, JERRY 1979-80-81-82  
 ARRINGTON, JUD 1989-90-91  
 ARRINGTON, JUSTIN 2015-16  
 ASHBY, DOUG 2013-14  
 ASHKINOS, JACOB 2018-2021  
 ATKINSON, NORMAN 1904

## B

BAILEY, JOSEPH W. 1927  
 BAIN, WILLIAM D. "BILL" 1964-65-66  
 BAKER, ABEL 2010  
 BALL, JACKIE 1987-88  
 BALSANO, NICOLAS 2020-21-22  
 BALTHROP, LLOYD K. 1968-69  
 BARE, CRAYTON 2011-12-13  
 BARNES, SHERMAN 1939-40  
 BARNETT, J. C. "ABE" 1932-33-34  
 BARNETT, JAMES ROBERT 1959-60-61  
 BARRON, C. T. 1907  
 BARTON, FRED ANTHONY 1968-69  
 BARTULA, DAREN 1999  
 BASKIN, JAKE 1999  
 BATTIS, MATT 1941-42  
 BAUGH, J. H. 1905-06  
 BEALL, PHILIP 1970-71  
 BEALL, WILLIAM ERBY, JR. 1971  
 BEAN, ALLEN 1932  
 BEAN, CECIL S. 1930  
 BEANE, ROBERT 1975-76-77  
 BEARDEN, BRENT 1993-94  
 BEATTY, BLAINE 1985-86  
 BEENE, ANDY 1976-79  
 BELEW, D. O. 1907-08-09-10  
 BELL, GORDON G. 1924-25  
 BENEFIELD, WES 1983  
 BERGE, BOBBY JOE 1952-53-54  
 BENNETT, RAYMOND P. 1930-32  
 BENNETT, ROSS 2000-01-02-03  
 BERGMAN, BRETT 1995-96-97-98  
 BERRY, J. DONNEL 1956-57  
 BERTELSMAN, RYAN 2017-20  
 BEVIL, JOHN EMBRY 1966-67-68  
 BEVILL, WILLIAM M. "BILL" 1965-66  
 BIAS, DREW 2006-07-08-09  
 BICKHAM, SAMMY 1977  
 BISSONETTE, JOSH 2016-17-18-19  
 BLACK, BRIAN 1990-91-92-93  
 BLACK, ROBERT TRACY 1966-67  
 BLACK, Z. E. 1908  
 BLACKWELL, BRENT 1976  
 BLAIR, JAMES ANTHONY 1996-97-98  
 BLAIR, JAMES RANDOLPH 1948-49  
 BLANDO, MATT 1989-90  
 BLANK, TRENT 2009-10-11-12  
 BLUTHARDT, JAY 1980  
 BOHNY, MIKE 1991-92-93-94  
 BOISJOLY, ERIC 1997-98  
 BOLGER, HAROLD K. 1937-38-39  
 BOLGER, JOHN 1933-34-35  
 BOOKER, BEN 2006-07-08-09  
 BOONE, DAVID L. 1967-68-69  
 BOYD, LUKE 2017-2021  
 BRADFORD, CODY 2017-18-19  
 BRADFORD, MICHAEL 1997-98  
 BRADSHAW, W. W. 1922  
 BRATCHER, BART LEE 1970-71  
 BRAZELL, DONALD FRED 1974-75-76-77  
 BREES, REID 2003-04-05  
 BREHM, DEREK 2001

BREMER, TYLER 2011-12  
 BREWER, JACE 1999-00  
 BRILEY, MICHAEL "MIKE" 1988-89-90-91  
 BRONSON, BEN 1994-95  
 BROWDER, KOLT 2010-11-12-13  
 BROWN, BARRY 1979  
 BROWN, KIRKLEY 1923  
 BROWN, H. L. 1905  
 BROWN, LOGAN 2012-13-14-15  
 BRYCE, JAMES 1939-40  
 BUBELA, JAIME 1999-00  
 BUCKALEW, DENNY 1981(M)  
 BULLOCK, TYLER 2003-04-05  
 BUMPUS, MARK 1971(T)-72(T)  
 BURK, ADRIAN 1949-50  
 BURKE, CHARLIE M. 1936(M)-37(M)  
 BURNETT, HARLAN 1941  
 BUSTER, A. L. 1906  
 BUTLER, HUGH L. 1921-22  
 BUTLER, RICHARD B. "RICK" 1968  
 BYERLEY, G. S. "BRICKY" 1931  
 BYRD, H. D. 1906-08  
 BYRD, JOE CURTIS 1941

## C

CADDELL, GEORGE 1970-71(M)-72  
**CALEY, CAM 2021-PRESENT**  
**CALEY, HARRISON 2022-PRESENT**  
 CAMP, B. C. 1905  
 CAMPBELL, RAYNOR 2007-08-09-10  
 CANTU, REUBEN 1984(T)-85(T)-86(T)  
 CARDOZA-OUENDO, ESTEBAN 2020-21-22  
 CARL, BEN 2014-15-16  
 CARLSON, ZANE 2000-01-03-04  
 CARNES, T. E. 1905  
 CARPENTER, BRIAN 1990-91-92  
 CARTER, CASEY 1994-95  
 CARTER, CHARLEY 1998  
 CARRELL, EDWIN JAMES 1959  
 CARROLL, LEE 1905(M)  
 CARUSO, DANIEL 2017-2020  
 CASCADDEN, TUCKER 2017-18  
 CASSAVECHIA, NICK 2006-07-08  
 CASEY, GEORGE A. 1932  
 CASEY, JACK 1941  
 CASH, W. A. 1905  
 CASTANO, DANIEL 2014-15-16  
 CASTERLINE, SCOTT 1982  
**CASTLE, CORTLAN 2022-PRESENT**  
 CAVITT, BILL 1918  
 CHANDLER, TROY "TOM" 1946-47-48  
 CHAPMAN, RAY 1920  
 CHARTON, FRANK L. "PETE" 1962  
 CHESHIRE, JAMES 1982  
 CHILDERS, ZAC 2021  
 CLARK, HOWARD RUSSELL 1967  
 CLEM, HAROLD BRUCE 1932-33  
 CLEMENTS, JARED 2001-02-03-04  
 CLEMMONS, ROBERT HARRIS 1958  
 CLOPTON, RICK 1973-74-75-76  
 COCANOWER, JAIME 1977-78  
 COFFEY, WILLIAM H. 1924  
 COGDILL, MARK 1996-97-99  
 COKER, BRAD 1981  
 COKER, BURL DEAN 1975-76-77-78  
 COLE, W. I. 1906-07-08  
 COLLIER, P. D. 1912-13  
 COLLIER, RALPH 1923-24-25  
 COLLINS, JAMES MICHAEL "MIKE" 1963  
 COLLINS, TYLER 2010  
 COMBS, PAT 1988  
 COMPTON, JACK B. 1967  
 COMPTON, MIKE 1984  
 CONE, HENRY 2022  
 CONNALLY, EDWIN 1927  
 CONNALLY, FRITZ 1977-78-79-80  
 CONNALLY, GORDON W. 1954-55-56  
 CONNALLY, H. C. "SNIPER" 1923-24  
 COOK, DELANEY 1971  
 COPELAND, DENNIS O. 1971-72-73-74  
 COPELAND, FREDERICK H. 1948-49-50  
 CORBO, LEONARD MELVIN "MEL" 1959

CORLEY, RANDALL 1981(T)-82(T)  
 CORSON, MATT 1994-95  
 COSKREY, TOMMY 1979  
 COTHARN, BRUCE 1984  
 COUEY, RICHARD BRYANT 1963  
 COVINGTON, CURTIS "RED" 1920-21-22-23  
 COWDEN, DON R. 1957  
 COX, AUDIE LEE 1961-62-63  
 COX, TROY 1987(T)-88(T)-90(T)  
 CRABB, DANNY WAYNE 1969  
 CRABB, WENDELL R. 1970-71-72  
 CRAFT, W. W. 1906  
 CRAWFORD, MARTY 1993-94-95-96  
 CREASEY, FRANK D. 1923  
 CRENSHAW, CHARLES E. 1937-38  
 CROSBY, BILL 1975-77-78  
 CROSBY, R.M. "HAWK" 1922  
 CROSSLIN, GUY J. "HAP" 1915-16  
 CROW, DEAN 1993  
 CULLISON, ROBERT VIRL 1957-58-59  
 CUNNINGHAM, MILTON 1946(M)  
 CUNNINGHAM, RICHARD 2016-17-18-19  
 CURRINGTON, CADE 2020-21-22  
 CZIMSKEY, MATT 2006-07  
 CZIMSKEY, MICHAEL L. 1973-74-75-77

## D

DABNEY, W. Y. "BUCK" 1919  
 DALPORTO, STEVE 2010-11-12-13  
 DANFORTH, DAVE 1911  
 DANIEL, JAMES R. 1962  
 DARNELL, DEREK 1995-96  
 DAVIDSON, FRANCIS "COTTON" 1952-53  
 DAVIS, BILLY "TANK" 1982  
 DAVIS, BRAZ 1985-86-87  
 DAVIS, BRISCOE 1912  
 DAVIS, HARRY ALBERT 1951-52-53  
 DAVIS, JACKY S. 1956-57  
 DAVIS, SHANE 1994-95-96  
 DAVIS, TRAE 2011-12  
 DAWSON, EVERETT J. 1920  
 DENNENY, JIM 1973-74  
 DENNIS, GREG 1985  
 DENNIS, THURMAN WILLIAM "BILL" 1957  
 DEVEREAUX, CHARLES D. 1947-48-49  
 DICKENS, PAUL 2019-20  
 DICKERSON, DUSTIN 2007-08-09  
 DILLON, ZACH 2003-04-05-06  
 DILLOW, SAM 1926  
 DOE, BRETT 2013-14  
 DODGEN, JOHN HARDY 1969-70-71  
 DODSON, AARON 2014-15-16-17  
 DODSON, JEREMY 1996-97-98  
 DORNEMAN, STEVE 1999-00-01-02  
 DORRIES, DAVID WILLIAM 1969-70-71  
 DOTSON, E. T. 1920  
 DOUGLAS, BRAD 1985-86  
 DOUGLAS, LOWELL N. 1928-29  
 DOWNEY, DAVION 2018-2021  
 DOWNEY, RUSSELL 1969  
 DRAPER, RUSTY 1981  
 DRAPER, WILLIAM 2007  
 DUCKWORTH, AGNEW O. 1948-49  
 DUCOFF, JONATHAN 2015-16  
 DUECY, J. M. "MIKE" 1936-37-38  
 DUGAN, DANIEL J. 1972-73-74-75  
 DUMAS, DON 1983-84-85  
 DUNCAN, CHURCHILL "LEFTY" 1916-17-19  
 DUNCAN, JOHN WILLIAM 1968-69-70  
 DUNCAN, ROGER 1975  
 DUPLANTIER, CHANT 1988-89  
 DURBIN, CHRIS 2000-01-02-03  
 DUSEK, RICKY W. 1968-69-70  
 DYKEMAN, JERRY M. 1953-54-55  
 DYKES, WM. TURNER FOX 1968-69-70

## E

EADY, BILL 1979-80  
 ECHOLS, TOMMY 1989-90  
 ECTON, STEVE 1982-83  
 EDENS, KYLE 1999-00-01-02

EDWARDS, C. C. 1904  
 EICHLER, DAN 1989  
 ELLIS, BILL 1917  
 ELLIS, KEVIN 1989-91-92  
 ELLISON, ODIS 1931  
 ELSBERND, DAVID, JR. 1992  
 EMERY, IKE 1914  
 ERRANTE, ERIC 2002  
 ERWIN, GERALD "JAMES" 1960-61  
 ESTHAY, KAMERON 2015-16-17  
 EVANS, KYLE 1998-99-00  
 EVATT, DAN 2009-10-11-12

## F

FARMER, PAUL 1980-81-82  
 FARRINGTON, SIDNEY R. 1916-17  
 FERGUSON, RANDY 1969  
 FERGUSON, TELFORD G. 1936-38  
 FILIP, TOM 2010  
 FINCH, SCOTT 1983(T)-84(T)  
 FINE, TOMMY 1937-38-39  
 FINKE, JAHN 1991-92  
 FINLEY 1918  
 FISHER, JIMMIE ALLEN 1961-62  
 FISHER, JOHN B. 1904-05-06  
 FITZPATRICK, RAY L. 1951-52  
 FLOREE, J. W. 1907  
 FLOWERS, CHARLIE H. 1942  
 FOLTYN, FRANK 1989-90-91-92  
 FORD, JOSH 2002-03-04-05  
 FOREHAND, GEORGE W. 1927-28  
 FORESTIERE, ERIK 2006-08  
 FORESTIERE, MATT 2003-04  
 FORMAN, H. N. 1907  
 FORTENBERRY, SETH 2003-04-05-06  
 FOUST, DARIN 1988  
 FOUTS, JOHN 1911  
 FOX, JAMES LELAND 1962-63  
 FOX, RICKIE DUANE 1971-72-73-74  
 FREDENBURG, DENVER 1998-99  
 FREELS, LUTHER MURELL 1933  
 FREEMAN, CHANDLER 2021-2022  
 FREEMAN, GARY C. 1954-55-56  
 FREEMAN, LOGAN 2019-2021  
 FREER, MICHAEL 1974(T)-75(T)-76(T)-77(T)  
 FREEZE, CARL A. "JAKE" 1923-24-25  
 FRITSCH, CRAIG 2008-09-10  
 FUENTES, ARTHUR 1960-61-62  
 FULBRIGHT 1916  
 FUNK, JERRY 1959-60-61

## G

GAMEL, OLIN 1933  
**GARCIA, BRETT 2022-PRESENT**  
 GARCIA, MANUEL 1942-46  
 GARNER, MAX 2009-11-12-13  
 GARRETT, COLLIN 2016-2018  
 GARZA, JAVIER 1981  
 GEDWED, KENTON 2007-09-10  
 GEORGE, MARC 1983  
 GERDES, CHASE 2004-05-06-07  
 GERMAND, CLARENCE J. "BUBBA" 1937-38  
 GERMAND, JULIE W. 1938  
 GILBERT, WILLIAM 2019  
 GILLCREASE, LEVI 2015-16-17-18  
 GILL, BOBBY JOE 1958  
 GILLAM, H. 1905  
 GILLIAM, JOHN ANDERSON 1958  
 GILLIAM, JOHN PHIL 1958  
 GILLILAND, VIRGIL 1928-29  
 GLIME, GREGG 2007-08-09-10  
 GODWIN, EVAN 2020  
 GOLD, MARK 1983-84-85-86  
 GOLDEN, FRANKLIN 1939-40-41  
 GOODE, R. JONES 1918  
 GOODWIN, NATE 2012-13-14  
 GOODWIN, RONALD R. 1961-62-63  
 GOODWYN, JACK RAY 1954-55-56  
**GOLOMB, GRANT 2021-PRESENT**  
 GONZALES, ALEX 2021-22  
 GORE, L.O. "RED" 1924-25



# LETTERWINNERS

GOSS, BILL N. 1974  
GOTTLIEB, FREDERIC ELTON 1954-55  
GOUDY 1904  
GOUGH, JOE BOB 1956(M)  
GOUGH, RICHARD 1983-84  
GRAVES, J. E. 1909-10  
GREBECK, CODY 2022  
GREEN, OWEN 1911  
GREEN, RUFÉ J. "JIMMY" 1927-28  
GREER, BENJAMIN 2020  
GREGORY, GARY DEAN 1975  
GRESHAM, JOE MAC 1951-52-53  
GREVELLE, FRED 1946-47-48  
GREVELLE, LOUIS K. 1950(M)-51(M)  
GRIFFIN, GAYLE 1926-27-28  
GRIFFIN, MICHAEL 2002-03-04-05  
GRISSOM, R. 1909-10  
GRONER, FRANK 1934  
GROVES, IAN 2022  
GUIDRY, JOE 1988  
GUMMELT, CRAIG 1984-85-86-87  
GWIN, REGINALD WADE 1970-71

## H

HAINSFURTHER, JOEY 2009-10-11-12  
HALE, HOWARD 1954(M)  
HALEY, JAMES D. "DON" 1939-40-41  
HALL, BILLY CLARENCE 1958-59-60  
HALL, CODY 2001  
HALL, CRAIG 1980-81-82  
HALL, JERRY LLOYD 1963-64  
HAMMOCK, SETH 2006-07  
HAMMOND, RAY 1990-91-92  
HAMPTON, JOHN PHILIP "PHIL" 1968-69-70  
HANEY, JACK 1955  
HANSEN, SHAVER 2007-08-09  
HARDIN, W. B. 1905  
HARING, COLE 2018-19  
HARPER, KYLE 2019-2021  
HARRELL, O. M. "SLIM" 1911-12  
HARRINGTON, LEE 1956-57-58  
HARRIS, ADOLPH 1940-41  
HARRIS, FRED "RED" 1930-31  
HARRIS, HAL J. 1946-47-48-49  
HARRIS, HERBERT BRIDGES 1956  
HARRIS, TREVOR 2017  
HARTSHORN, TIM 2000-01-02  
HATCHER, RICHARD C. 1959-60  
HATTER, JOHN 1918-19-20-21  
HATTRUP, JACK 2020  
HAWKINS, CHAD 1999-00  
HAWKINS, RICHARD FRAZIER 1968  
HAWKINS, TODD 1985-86-87  
HAYS 1904  
HEAD, JOHN DEAN "RICKY" 1966-67-68  
HEINEMAN, JOE 2016-17-18  
HELIGBRODT, HAGAN 2002  
HELDOORN, MIKE 2004  
HELMER, BROOKS 2019-2021  
**HELTON, BLAKE 2019-PRESENT**  
HENDERSON, BRUCE 1981-82  
HENRY, KNOX "PEPPER" 1912-13-14-15  
HENRY, WILLIAM LAWRENCE 1918-19  
HENSLEE, W. W. "DOC" 1935-36-37  
HENSLEY, ANTHONY 1999-00  
HERN, HAROLD LEON 1961  
HESSEMER, KODY 2015-16  
HESTER, TRAVIS 2021-2022  
HIBBERT, BLAIR 1982-83-84  
HICKS, RAYMOND L. JR. "RUSTY" 1974  
HIGGINBOTHAM, JOE M. 1907(M)  
HIGHTOWER, ALLEN ROSS 1935-36-38  
HILEMAN, LUCAS 2009  
HILL, AUBREY 1942  
HILL, DAVIS 1918-20-21  
HILL, KYLE 2016-17-18-19  
HILL, RANDY 1982-83  
HILTON, STAN 1982-83  
HINTON, JESSE 1978(T)-79(T)-80(T)  
HOLICK, ROBERT J. 1953-54  
HOLLAS, TYSON 1996(M)  
HOLLIS, W. R. 1923-24  
HOOK, WESLEY 1980  
HOOPER, W. N. "RED" 1912  
HOOVER, KERMIT R. "JINX" 1957

HOPKINS, EVERETT WAYNE 1953-54  
HORNUNG, ADAM 2008-09  
HOUGH, KEITH H. 1977  
HOUGH, BEN W. 1950  
HOWARD, MATT 1988  
HOWARD, MICHAEL 2012  
HOWARD, RICHARD LEROY 1947(M)  
HUBBARD, JAMES KENNETH 1973  
HUBBY, "OSMOSIS" 1915  
HUBENAK, DAN "SPIKE" 1982-83  
HUEY, TONY 1984-85-86-87  
HUFF, WILLIAMS E. 1907  
HUGGINS, MIKE 2000-01-02  
HUMPHREY, BILLY FRANK 1959-60  
HUMPHREYS, KYLE 1904  
HUMPHRIES, L. K. 1907  
HUNTER, DANIEL 1995  
HUTTON, S. R. 1912

## I

ISELL, LARRY DALE 1950-51-52  
ISENBERG, MILTON K. 1952

## J

JACKSON, JAKE 2022  
JACKSON, TIM 2006-07  
JARL, LEROY L. 1947-48-49  
JARVIE, STEVE 1984-85-86-87  
JEFFCOAT, DREW 2006-07  
JEFFREY, C. B. "LEFTY" 1926  
JEFFREY, JAY 1981-82  
JENNINGS, JASON 1997-98-99  
JENNINGS, JOHN 1942-46  
JENNINGS, R. A. "DICK" 1938  
JETT, MARK 1992-93  
JOHANSON, JOHN MICHAEL 1976-77-78-79  
JOHNIGAN, BRYCE 2020 (M)  
JOHNSON, BARNEY 1918  
JOHNSON, BILL 1949 (M)  
JOHNSON, GERALD MORRIS 1958-59  
JOHNSON, JOHN DREW 1926-28  
JOHNSON, MIKE 1975  
JOHNSON, RICKY 1982-83  
JOHNSON, TUCKER 2017-18  
JONES, ADRIAN E. "PETE" 1926-27-28  
JONES, JACK 1925  
JONES, NATHAN 1986-87-88-89  
JONES, ROBERT T. "BOBBY" 1956-57  
JONES, THOMAS "MAC" 1993-94-95  
JORDAN, D. 1918  
JORDAN, DOWD 1915  
JORDAN, JOHN R. "SLIM" 1919

## K

KAY, THERON 2015-16  
KELLER, JIM 1973  
KELLOGG, O. H. "SLIM" 1916-17  
KELLY, J. CLYDE "ABE" 1926  
KELLY, LANE 2014-15  
KELLY, THOMAS PATRICK 1971  
KEMP, W. LONNIE 1939-40  
KEMPF, WILLIE 2007-08-09-10  
KENWORTHY, CHRIS 1990(T)-91(T)  
KESLER, BEN 2021  
KETTLER, HAYDEN 2017-2021  
KIERSKY, ROBERT 1930-31  
KILGO, WALTER C. "DUB" 1974-75  
KILGORE, JEFF 1987-88-89  
KIMBROUGH, BILLY RAY 1946-47-48-49  
KIMMEY, BROOKS 2008-09  
KINCANNON, CLAUD 1950  
KING, BRUCE 1982(T)  
KING, RONNIE 1983-84  
KIRKLAND, JOE 2014-15  
KLIAFAS, STEVE 1988-89-90  
KOCH, BARTON "BOTCHY" 1929-30-31  
KOLKHORST, KENNETH 1975-76-77-78  
KOONCE, ALAN 1982-83-84-85  
KORNEY, ARCHIE 1933  
KUNTZ, BRAD 2011-12-14-15

## L

LACY, LANCE 1995-96  
LAMBERT, BRAD 1984  
LAMBERT, DON 2009-10  
LAMBERT, KRIS 1994-95-96-97

LAMOTTA, RYAN 2003-04-05-06  
LANDRY, MILES 2012-13  
LANGELIERS, SHEA 2017-18-19  
LANGFORD, LAWTON 2011-12-13-14  
LANGLEY, FRANK M. 1963  
LAURENCE, DONNIE RAY 1964-65-66  
LEACH, DREW 2021  
LEAZAR, ROBERT W. 1908-09-10-11  
LECKICH, RYAN 2017-2021  
LEE, HOWARD CECIL 1934-35-36  
LEE, HOWARD CECIL, JR. 1960-61  
LEE, RALPH B. 1933-34  
LEHNHOFF, SCOTT 2000-01  
LEINWEBER, JOE 1942  
LEINWEBER, NOLAN 2000-01  
LETBETTER, TOMMY ROY 1960-61-62  
LEVENS, ROBERT 1987-88  
LEWIS, NICK 2014-15-16-17  
LINEBAUGH, RANDALL 2005-06-07-08  
LINEWEAVER, AARON 1993-94-95  
LISTON, ALFRED EUGENE 1954-55-56  
LITTLE, W. A. "JACK" 1910-11-12  
LOEB, BRYAN 1997-98-99-00  
LOFTIN, NICK 2018-20  
LONG, W. D. 1920  
LOOPER, DONALD LEE 1965-66  
LUCAS, FRED A. 1954-55-56  
LUCE, BRANDON 2002  
LUDY, JOSH 2009-10-11-12  
LUFT, RICHIE 1983  
LUMMUS, BRENT 1978-79-80-81  
LUMMUS, JACK 1939-40-41  
LUNA, NANDO 1997  
LUNDY, ROBERT ROLAND 1969-70-71-72  
LYONS, GEORGE LAVALLE 1968-69-70  
LYONS, TED A. 1920-21-22-23

## M

MACK, CEDRIC 1981-82  
MACKEY, WADE 2007-08  
MACKO, STEVE J. 1976-77  
MALINAK, MIKE 1984-85-86-87  
MALLETT, GERALD "JERRY" 1955-56-57  
MALLETT, JEFF 1978-79-80-81  
MALLON, JAMES LENARD 1964-65  
MALTHANER, MARK 1979-80  
MANDEL, JEFF 2004-05-06-07  
MARBERRY, FRED 1957-58  
MARCOM, MATTHEW 1995-96-97-98  
MARINO, JAMES 1946-47  
**MARRIOTT, MASON 2022-PRESENT**  
MARSHALL, EDDIE 1922  
MARSHALL, JASON 1992-93  
MARSTALLER, WILLIAM E. 1936-37  
MARTIN, JEFF 1992-93  
MARTIN, MARK 1993-94  
MARTINEZ, STEPHEN "STEVE" 1995-96  
MARTINEZ, RICKY 2019-2021  
MATTHEWS, BYRON 1934  
MATTHEWS, TIM 2006-07-08  
MAUDLIN, STEPHEN RAY 1969  
MAYS, KELLIE 1983  
MCAFFEE, SHAWN 1986-87  
MCBROOM, MARVIN "BUTCH" 1965-66  
MCCARTER, JACK 1917  
MCCARTY, BRYAN 1985-86-87-88  
MCCOLLUM, THOMAS A. "BUTCH" 1957  
MCCORMACK, BOBBY 2014  
MCCORMICK, MARK 2003-04-05  
MCCRUMMEN, GERALD "JERRY" 1958  
MCDANIEL, D.Y. 1917-18-19  
MCDONALD, KEVIN 1988  
MCELDOWNEY, JOHN S. 1962-63-64  
MCELROY, BILLY DAVID 1971-72  
MCINVALLE, ANDREW 2016  
MCKAY, ALAN 1983  
MCKAY, CONNALLY 1934-35  
MCKAY, SPARKS 1904-05-06-09  
MCKENZIE, JARED 2020-21-22  
MCLEAN, STEVEN 2015-16-17  
MCLEAN, TIM 1981  
MCMAHON, J.B. 1912-13  
MCRAE, KENNETH K. 1969  
MELEAR, WALTER A. 1925  
MENARD, MATT 2014-15-16-17  
MENDENHALL, JIMMIE N. 1912-13-14-15

MERCURIO, WES 2011-12-13  
METZGER, RYAN 1998  
MEYER, BRAD 1984-85-86-87  
MICHALEC, JOSH 2013-14  
MICK, JIM 1980-81  
MILAM, TOM 1979  
MILES, JOE COLLIS 1951-53-54  
MILES, PAUL 2006-07-08  
MILLER, AARON 2007-08-09  
MILLER, CAMERON 2015-16-17  
MILLER, JAKE 2010-11-12-13  
MILLER, M. W. "PUG" 1916-17  
MILLER, MATT S. 1957  
MILLER, MAX 2022  
MILLER, ROBERT "BOB" 1941-42  
MITCHELL, GLYNN 1984  
MITCHELL, MATT 1996  
MONCUS, C.L. 1921  
MONROE, CHANCE 1994  
MONTEMAYOR, TROY 2015-16-17-18  
MOORE, H. 1907-09-10  
MOORE, JASON 1996  
MOORE, JEFF 1997  
MORRIS, GARY DON 1968  
MORRISON, SCOTT 1995-96  
MORTON, BRENT 1988-89  
MOSLEY, C. P. "BUBS" 1909-10-11-12-13  
MOTE, TREVOR 2001  
MUELLER, MACK 2019-20  
**MUIRHEAD, ADAM 2021-PRESENT**  
MUNCY, MAX 2010-11-12  
MURDOCK, MARTIN L. 1961-62-63  
MURPHY, DAVID 2001-02-03  
MURPHY, MARK 1993-94  
MURSKI, ALBIN J. 1942, 1947  
MUSSER, DAVID 1987-88

## N

NATIONS, GRANT 1995  
NAYLOR, JOHNNY 1926-27-28  
**NEEDHAM, ANDERSON 2019-PRESENT**  
NEEDS, JAMES E. "JIM" 1964(M)-65(M)  
NEELY, FRED 1962-63-64  
NELSON, ERIC 1996-97-98-99  
NELSON, TRAVIS E. 1942  
**NEUMANN, CASEN 2022-PRESENT**  
NEVILL, GLENN 1988-89-90-91  
NEVIN, KYLE 2020-2022  
NEWMAN, DILLON 2011-12-13-14  
NEWTON, S. M. 1906-07-08  
NEWTON, TYREE H. 1951-52-53  
NOLEN, SHANE 1976-77-78-79  
NORTON, ARTHUR W. 1933(M)

## O

O'BRIEN, ERROL KEITH 1951-52-53  
OLENBUSH, DUTCH 1915  
OLIPHINT, THOMAS H. 1972-73-74  
OLIVER, BOBBY JACK 1956-57-58  
OLIVER, BRAD 1979-81  
OLIVER, DON 1978  
**OLIVER, HAMBLETON, 2020-PRESENT**  
OLSON, ALEX 1992(T)-93(T)  
ORDONES, MANUEL 1978  
ORF, NATHAN 2012-13  
OTT, KYLE 2015-16-17  
OUTLAW, MARK 1998-99  
OWEN, JACK J. 1932  
OWENS, KENNETH RAY 1953-54

## P

PACE, STEPHEN R. 1963  
PAGANO, FRANK 1968(M)-69(M)  
PANKRATZ, MIKE 2004-05-06  
PAPE, ANDY 2003-04-05-07  
PARKER, JAMES S. "BUDDY" 1949-50-51  
PARKER, PAT 1931  
PARKS, JAMES M. 1932-33-34  
PARKS, MITCHELL 1936-37  
PARRISH, CHIP 1998  
PARSONS, MONTANA 2017  
PATTERSON, CHAD 1986-88  
PATTERSON, J. W. "BILLY" 1938  
PATTERSON, KENNETH 1984-85  
PATTERSON, RON 1995-96  
PATTERSON, RYAN 2021

HISTORY

# LETTERWINNERS

PAYLOR, GEORGE 1991(T)  
 PEARSON, HUGH GRANT 1947-48-49-50  
 PECHACEK, CHAD 1996  
 PENNINGTON, GREG 1977-78-79-80  
 PERKINS, HENRY WRIGHT 1962-63-64  
 PERLMAN, JONATHAN 1977-78-79  
 PETERS, TIM 1995  
 PETTIGREW, THOMAS E. 1960-61-62  
 PHILLIPS, ALEX 2017-18  
 PHILLIPS, LELAND EVERETT 1925(M)  
 PIERCE, JONATHAN 2020  
 PIERCE, MAURICE S. 1931-32  
 PINCKARD, BROOKS 2009-10-11  
 PINEDA, JACK 2021-22  
 PITTMAN, BEN J. 1920-21-22  
 PITTMAN, RALPH D. 1923-24-25  
 POLK, CHAD 1997-98  
 POOL, ROBERT S. 1920(M)  
 PORTER, GRAYSON 2013-14  
 PORTER, JOHN A. 1962-63-64  
 POTTER, JOE G. 1929-30  
 POTTS, W. 1909  
 POWELL, HUBERT 1950  
 PRATT, SIDNEY 1929  
 PRESTRIDGE, LUKE 1976-77-78-79  
 PRICE, CHARLES L. 1951  
 PRICE, GARY LYNN 1964-65  
 PRICE, LEE 1989-90-91  
 PRICE, MITCH 2013-14-15  
 PUNCHARD, J. E. 1906-07  
 PUNCHARD, OTIS W. 1908-09-10

---

**R**  
 RADNEY, LINDSAY 1940-41  
 RAGAN, MIKE 1992  
 RAGUSE, T. J. 2016-17-18-19  
 RAINS, WALTER CARL 1962  
 RASNER, BRENT 1979-80-81-82  
 RATH, FRED H. 1965  
 RATH, JAMES VINCENT 1966  
 RATHBUN, JASON 1991-92-93  
 RATLIFF, JOE 1998-99-00  
 RAUGHTON, CLARENCE R. 1957-58-59  
 REDDING, JACK 1946-47-48-49  
 REDDING, ROBERT JACK 1971-72-73  
 REDMON, RONALD W. 1965-66-67  
 REEDER, JAMES B. 1942, 1947-48  
 REESE, WILLIE A. 1968  
 REEVES, RAYMOND D. 1933  
 REID, J. K. 1921(M)  
 REID, OWEN 2006  
 REINTJES, STEVE 1996-97  
 REITMEIER, TRAYNOR 1993-94-95-96  
 REYES, RUDOLPH 1950  
 REYNOLDS, KYLE 2003-04-05  
 RICHARDS, AARON 1993-94  
 RICHARDSON, ODIS H. 1940-41  
 RICHARDSON, TED 1985-86-87-88  
 RICHARDSON, TRE 2020-21-22  
 RICHMOND, PAUL 2001-02  
 RICKMAN, J. B. 1918-19  
 RIDDLE, DON 1957-58-59  
 RIDENOUR, RYAN 1996-97  
 RIGNEY, CHARLIE 1988-89-90-91  
**RIGNEY, WILL 2020-PRESENT**  
 RINGENBERG, JON 2008-09-10-11  
 RIPPEE, JAKE 2006  
 ROACH, HASKELL L. 1918(M)  
 ROACH, JACK 1917(M)  
 ROACH, JAMES WALLIS 1923  
 ROACH, LUCIAN 1916-17  
 ROACH, TRUETT A. 1926-27-29  
 ROBERTS, BOBBY 1939  
 ROBERTS, MICHAEL B. 1976-77-78-79  
 ROBERTSON, DREW 2016-17-18  
 ROBINSON, RODERICK S. 1965-66-67  
 ROBINSON, T. P. 1908-09-10-11  
 ROBINSON W. CLYDE 1950-51  
 ROBISON, JOE ERNEST 1964-65  
 ROBISON, MIKE 1988-89-90-91  
 RODRIGUEZ, NOLAN, 2020-21-22  
 ROGERS, A. M. 1920(M)  
 ROGERS, MARK 1997  
 ROGERS, ROSS A. 1942  
 ROSS, HAYDEN 2014-15  
 ROWE, RAYMOND "RICKY" 1947-48

ROWTON, JIMMY CHARLES 1964(T)  
 RUFFCORN, SCOTT 1989-90-91  
 RUNNELS, JACK 1930  
 RUNNELS, STEVE 1980-81  
 RUSSELL, LLOYD O. 1935-36-37  
 RUSSO, KEVIN 2005-06  
 RUTLEDGE, DON 1965-66

## S

SABATINI, JOE 2014-15-16  
 SACCOMANNO, MARK 1999-00-01-03  
 SALE, RICHARD HENRY 1958-59  
 SALVINO, VIC 1981  
 SAMUELS, ED 1904  
 SANDERFORD, HOMER F. 1916-17  
 SANDERA, JEFF 1996-97  
 SANDERS, JAMES WESLEY 1971-72-73  
 SANTOS, GENE DE LOS 1979-80  
 SCARBOROUGH, TERRY 1910-11  
 SCHAPER, MATTHEW 1979-80  
 SCHEID, EMMETT 1928  
 SCHOENVOGEL, JACOB 2021-22  
 SCHOTT, JOEY 2022  
 SCHOTT, JOHN M. 1976-77  
 SCHROEDER, EMIL E. "DUTCH" 1948-49  
 SCOTT, E. L. 1906  
 SCOTT, JOSH 1998-99-00-01  
 SEAY, HUNTER 2017-20  
 SEBASTIAN, FESTUS JOHNSON 1929  
 SEGNER, RYAN 2019  
 SERNA, JULIAN "PEE WEE" 1974-75  
 SEVAJIAN, EMILE 1989-90-91-92  
 SEVERIDE, SEAN 1989-90-91-92  
 SEVIGNY, KEVIN 2003-04-05-06  
 SHANKLIN, DUNCAN B. 1975-76-77  
 SHARP, COLLIN 2018  
 SHEARIN, GEORGE L. 1946-47  
 SHEATS, BEN DEAN 1946  
 SHEFFIELD, EDWIN B. 1974  
 SHELLEY, W. HAROLD 1931-32  
 SHELTON, J. RUDOLPH "RUDY" 1926-27-28  
 SHELTON, TERRY 1959  
 SHEPHERD, BRENT 1991-92-93-94  
 SHEPHERD, KEITH 1983-84-85-86  
 SHEPPARD, DARRYN 2014-15-16  
 SHERMAN, CHARLES E., JR. 1974-75  
 SHIPLEY, HARRY D. 1975-76-77  
 SHOPPACH, KELLY, 1999-00-01  
 SIMON, MARK 1980-81  
 SIMS, LEGRAND 1952(M)-53(M)  
 SISCO, JACK SR. 1925-27  
 SKEELER, JIM 1980  
 SLATER, CHRIS 2008-09-10-11  
 SMART, TERRY 1983  
 SMITH, ALICE 1993(T)  
 SMITH, AUBREY 1927-28-29  
 SMITH, CASE 2015  
 SMITH, DARRYL 1988-89  
 SMITH, DAVID PAUL 1971  
 SMITH, HOWARD O. 1917-18  
 SMITH, IRA A. 1914  
 SMITH, JERRY CARL 1970  
 SMITH, LARRY LEONARD 1967-68  
 SMITH, ROGERS M. 1934-35  
 SMITH, RYAN 2012-13  
 SMITH, S. J. 1905-06  
 SMITH, STEVE 1982-83  
 SNEED, CHADWICK B. 1947-48-49  
 SNYDER, ALLEN B. 1927-28(M)-29  
 SODOLAK, MATT 2006-07  
 SORELLE, BOYD "JELLEY" 1935-36-37  
 SPEED, ROSS 2009-10  
 SPICER, SEAN 2013-14-15  
 SPOONER, JUSTIN 2002  
 SPRINGSTON, CLIFF 2006-07  
 STAGNER, MARK 1982  
 STALLINGS, TROY 1925-26-27  
 STANFORD, DAVID 1980  
 STANLEY, JASON 1987  
 STANTON, HERSHEL 1915-16  
 STANTON, THOMAS IRWIN 1972-73  
 STARNES, ANDREW 1990(T)-91(T)-92(T)  
 STARNES, DAVID 1978-79-80  
**STASIO, COLE 2021-PRESENT**  
 STATHAM, GARY DON 1964-65  
 STEARNS, CLAUDE 1929

STEPHENS, JEFF 1990  
 STEPHENS, W. G. 1921-23(M)  
 STERLING, M. THORNTON 1934-35-36  
 STEVENSON, CECIL 1919  
 STOLLENWRECK, J. W. 1933  
 STONE, AUSTIN 2012-13-14-16  
 STONE, BOBBY 1987  
 STONE, BRANDON 1995  
 STONE, JOHNNY L. 1929-30-31  
 STONE, MARSHALL WAYNE 1960-61  
 STOREMSKI, KYLE 2020  
 STOTTS, ROBERT H. 1950-51  
 STOVER, S.S. 1906(M)  
 STRICKLAND, BENNIE F. 1924-25-26  
 STRICKLAND, E. RAYMOND 1932  
 STRICKLAND, F. B. 1920-21-23  
 STRICKLAND, F. B. JR. 1958  
 STROTH, TRENT 1987-88  
 STUART, STEPHEN LAYNE 1970-71-72  
 STUBBS, JACK 1992-93-95  
 SULLIVAN, MICKY 1952-53-54  
 SUTTON, DREW 2004  
 SWANBERG, RANDY 1986-87  
 SWEENEY, SEAN 1993-94  
 SZEKELY, JOE 1946-47-48-49

## T

TALAMANTEZ, HENRY S. 1954-55-56  
 TANNER, JOHN S. 1920-21-22  
 TATUM, JOHN A. 1962-63-64  
 TAYLOR, JUSTIN 1999-00-01-02  
 TAYLOR, "TREY" DAVID 2002-03-04-05  
 TEAGUE, JEFF 1980(T)  
 TENNISON, HARRY 1938-39-40  
 TERRY, JOE CLEO 1939-40-41  
 TERRY, SAM GEORGE 1960-61  
 THEODORAKOS, JARED 2000-01-02-04  
 THOMAS, ANDY 2017-2021  
 THOMAS, JEFF 1992-93  
 THOMAS, TYLER 2018-19-20-21-22  
 THOMASON, PAUL 1975(M)  
 THOMPSON, A. J. "BLONDY" 1916-17  
 THOMPSON, JASON 2006  
 THOMPSON, KIRK 1986(T)  
 THOMPSON, LUKE 2021  
 THOMPSON, PAUL 1974(M)  
 THORLEY, DARRELL 1985-86-87  
 THORP, PAUL 2000-01-02  
 THURMAN, MACE 2008  
 TODD, KYLE 1984-85  
 TOLLESON, SHAWN 2008-09-10  
 TOLSON, DREW 2014-15-16  
 TOPOLSKI, JON 1996-97-98-99  
 TOTH, ADAM 2012-13-14-15  
 TOWEY, CAL 2010-11-12-13  
 TRAYLOR, DOYLE WAYNE 1955-56-57  
 TREVATHAN, JIM 1982-83  
 TRIPPET, WILLIAM A. "BILL" 1966(T)  
 TROZZO, MATT 1991-92-93-94  
 TUCKER, STAN D. 1975  
 TUNNELL, LEE 1979-80-81  
 TUNNELL, WEST 2013-14-15-16  
 TURK, LYNN TRUMAN 1967  
 TURLEY, JOSH 2010-11-12  
 TURNER, ROBERT GAVIN 1958-59-60  
 TURNER, W. C. 1904

## U

UHLAENDER, TED O. 1959-60-61  
 UNDERDOWN, PRESTON 1997-98-99-00

## V

VALDEZ, ANTONIO 2021-22  
 VANALLEN, CORY 2004-05-06  
 VAUGHN, RAY 1973  
 VELA, RICHARD CARDONA 1972-73  
 VERRETT, LOGAN 2009-10  
 VICK, LOGAN 2010-11-12  
 VILADE, JAMES 1994-95  
 VINSON, FRED N. 1935-36-37  
 VISKER, JARED 1996-97-98  
 VOELKER, MATT 2022  
 VOLZ, KENDAL 2007-08-09

## W

WAFFER, HOWARD A. 1942  
 WAITES, STEVE 1994-95  
 WALKER, E. 1909  
 WALKER, G. A. 1907  
 WALKER, JAY STEWART 1966(M)-67(M)  
 WALKER, ROB 1993-94  
 WALKER, SEAN 2002-03-04-05  
 WALKER, WES 1981  
 WALKER, WILLIAM H. "BILL" 1919  
 WALSH, JAKE 2019  
 WALTERS, JOHN SCOTT 1972-73  
 WALTERS, ROLAND E. 1950  
 WALTON, JASON 1992-93-94  
 WARD, H. L. 1907  
 WARD, LARRY J. "JACK" 1960-61  
 WARE, LANDIS 2008-09-10-11  
 WATSON, GARY THOMAS 1965-66  
 WEATHERS, GUY 1920  
 WEAVER, COLE 2017-18-19  
 WEAVER, TRENT 1988-89  
 WEBB, "TREY" BILLY 2001-02-03  
 WEEKLY, RICHARD 1937-38  
 WEEMS, BEAMER 2006-07-08  
 WEGHORST, JAKE 2006-07  
 WEHSENER, CHASE 2019-20-21-22  
 WILLMAN, WILLIS 1912-13  
 WELLS, JOSEPH MICHAEL 1975-76-77-78  
 WELLS, KIP 1996-97-98  
 WELLS, W. STONE "RED" 1930-31-32  
 WENDEL, DUNCAN 2013-14-15  
 WENDZEL, DAVIS 2017-18-19  
 WHARTON, JOE 1992-93  
 WHITE, ROBBY 1994-95-96  
 WHITE, STEVEN 2000-01-02-03  
 WHITE, WOODROW WILSON 1935-36  
 WICKER, E. T. 1904  
 WIEBUSCH 1917-18  
 WILCOX, JIM 1904  
 WILIE, C. L. 1904-05-06-07-08  
 WILIE, ERNEST 1909-10-11  
 WILKERSON, W. D. "TOPSY" 1923  
 WILKIRSON, CAD T. 1905-06-07  
 WILLARD, JON 1988  
 WILLIAMS, JOEL THOMAS 1940  
 WILLIAMS, KENNETH O. 1951-52-53  
 WILLIAMS, MATT 1998-99-00-01  
 WILLIAMSON, ARTHUR 1938  
 WILLIAMSON, CLIFFORD 1926  
 WILLIAMSON, ROY CARTER 1922-23-24  
 WILLIS, BYRON D. 1959-60-61  
 WILLIS, JACK K. 1941  
 WILLOUGHBY, HERMAN TAYLOR 1951-52-53  
 WILSON, BUBBA 1988(T)  
 WILSON, BURNICE 1986-87  
 WILSON, DAVID WOODROW 1967-68-69  
 WILSON, HOWARD "YANK" 1916-17-19  
 WILSON, JAMES 1987(T)  
 WILSON, KENTON L. 1972-73-74-75  
 WILSON, TODD 1986-87  
 WILSON, W. L. "JAKE" 1929-30-31  
 WIMPEE, ANDY 1966-67  
 WIMPEE, BEAU 2021-22  
 WINSTON, JIMMY 2017-2021  
 WINTER, KEVIN 2010  
 WITT, JAMES R. 1939-40-41  
 WITT, PAUL 2002-03-04-05  
 WOMBLE, BLAKE 2003  
 WOMBLE, C. OLIVER 1904-05-06  
 WOOD, CAL 1980-81-82-83  
 WOOD, CHARLTON B. 1916  
 WOOD, JOE VICTOR 1922(M)  
 WOOD, WERNER 1925  
 WOODS, JAMES 1982  
 WOODS, LEONARD W. 1975-76-77  
 WOODY, ABE 2003-04-05  
 WOOLLEY, JOHNNY L. "BUDDY" 1975-76-77  
 WOYTEK, REED 2006-08-09  
 WUENSCH, RONALD W. 1963  
 WYNN, STERLING 2013





# LETTERWINNERS

## Y

YARD, JOHN 1985-87  
YORK, JAMES MARTIN 1959  
YOUNG, DAVID EDWARD 1960-61-62

## Z

ZAMORA, RAUL 1971-72  
ZAMORA, ROBERT 1965  
ZBORIL, RON 1999-00-01-02  
ZYLKS, DONALD RAY 1968(T)-69(T)

(M) - MANAGER  
(T) - TRAINER

# ALL-TIME LINEUPS

## 1946 12-9

RF Chuck Devereaux  
CF James Marino  
LF Joe Szekely  
3B Hal Harris  
SS Billy Kimbrough  
2B Jack Redding  
1B Fred Grevelle  
C Tom Chandler  
P Manuel Garcia  
P George Shearin  
P Ben Sheets

## 1947 12-8

RF Chuck Devereaux  
CF Chad Sneed  
LF Joe Szekely  
SS Hal Harris  
2B Jack Redding  
1B Tom Chandler  
C Hugo Pearson  
P Leroy Jarl  
P Rickey Rowe  
P George Shearin

## 1948 18-11

RF Chad Sneed  
CF Chuck Devereaux  
LF Fred Grevelle  
3B J.B. Reeder  
SS Hal Harris  
2B Jack Redding  
1B Tom Chandler  
C Joe Szekely  
P James Blair  
P Fred Copeland  
P Ben Hough  
P Leroy Jarl  
P Rickey Rowe  
P Ben Sheets

## 1949 17-11

RF Joe Szekely  
CF Chuck Devereaux  
LF Dutch Schroeder  
3B Buddy Parker  
SS/P Adrian Burk  
2B Jack Redding  
1B Chad Sneed  
C Hugo Pearson  
P James Blair  
P Fred Copeland  
P Ben Hough  
P Leroy Jarl  
P Clyde Robinson

## 1950 20-10

RF Larry Isbell  
CF Buddy Parker  
LF Hubert Powell  
3B Rudy Reyes  
SS Robert Stotts  
2B Roland Walters  
1B Adrian Burk  
C Hugh Pearson  
P Fred Copeland  
P Ray Fitzpatrick  
P Clyde Robinson

## 1951 10-10

RF Bobby Stotts  
CF Buddy Parker  
LF Keith O'Brien  
3B Ken Williams  
SS Harry Davis  
2B Ty Newton  
1B Joe Miles  
C Larry Isbell  
P Ray Fitzpatrick  
P Joe Mac Gresham  
P Clyde Robinson

## 1952 UNKNOWN

OF Keith O'Brien  
OF Taylor Willoughby  
3B Ken Williams  
SS Harry Davis  
2B Ty Newton  
1B Joe Miles  
C Larry Isbell  
P Ray Fitzpatrick  
P Joe Mac Gresham

## 1953 UNKNOWN

RF Wayne Hopkins  
LF Mickey Sullivan  
3B Jerry Dykeman  
SS Harry Davis  
2B Ty Newton  
1B Joe Miles  
C Bobby Benge  
P Joe Mac Gresham  
P Bobby Holick

## 1954 15-9-1

RF Wayne Hopkins  
LF Mickey Sullivan  
3B Jerry Dykeman  
SS Wayne Connally  
1B Joe Miles  
C Bobby Benge  
P Jack Goodwyn  
P Fred Gottlieb  
P Bobby Holick

## 1955 11-14

RF Gary Freeman  
CF Jerry Mallett  
LF Allen Lucas  
3B Jerry Dykeman  
SS Wayne Connally  
2B Tom Anderson  
1B Jack Haney  
P Jack Goodwyn  
P Fred Gottlieb

## 1956 12-11

CF/P Jerry Mallett  
OF/P Jacke Davis  
OF Gary Freeman  
3B Doyle Traylor  
SS Wayne Connally  
2B Tom Anderson  
C Bobby Jack Oliver  
C Gene Liston  
P John Gilliam  
P Jack Goodwyn  
P Rudy Raughton  
P Dan Sykes

## 1957 10-11

CF Jerry Mallett  
OF Jacke Davis  
OF Bill Dennis  
C Lee Harrington  
3B Bobby Jones  
SS Fred Marberry  
2B Doyle Traylor  
1B Donnell Berry  
P Thomas McCollum  
P Matt Miller  
P Rudy Raughton

## 1958 5-17

RF Bobby Gill  
CF Pat Sisk  
LF Bill Dennis  
3B Richard Sale  
SS Fred Marberry  
2B Don Riddle  
1B/C Bobby Jack Oliver  
C Lee Harrington  
P Bob Gullison  
P Rudy Raughton  
P Terry Shelton

## 1959 12-13

RF Billy Humphrey  
CF Richard Sale  
LF Ted Uhlaender  
3B Don Riddle  
SS Bob Turner  
2B Jerry Funk  
1B Mel Corbo  
C Ed Carrell  
P Bob Cullison  
P Gerald Johnson  
P Rudy Raughton  
P Terry Shelton

## 1960 15-7

RF Tommy Letbetter  
CF Arthur Fuentes  
LF Ted Uhlaender  
3B Bob Turner  
SS Sam Terry  
2B Jerry Funk  
1B Bryon Willis  
C Billy Hall  
P Bobby Barnett  
P Tom Pettigrew  
P Jack Ward

## 1961 18-4-1

RF Tommy Letbetter  
CF Arthur Fuentes  
LF Ted Uhlaender  
3B Ronnie Goodwin  
SS Sam Terry  
2B Jerry Funk  
1B Bryon Willis  
C David Young  
P Bobby Barnett  
P Tom Pettigrew  
P Jack Ward

## 1962 17-7

RF Tommy Letbetter  
CF Audie Cox  
LF Arthur Fuentes  
OF/C Martin Murdock  
3B Jimmy Fox  
SS Ronnie Goodwin  
2B John McEldowney  
1B Fred Neely  
C David Young  
P Pete Charton  
P Jimmy Fisher  
P Henry Perkins

## 1963 13-11

RF Martin Murdock  
CF Audie Cox  
LF Jerry Hall  
3B Jimmy Fox  
SS Ronnie Goodwin  
2B John McEldowney  
1B/P Fred Neely  
C John Tatum  
P Richard Couey  
P Henry Perkins  
P John Porter

## 1964 18-7

RF Donnie Laurence  
CF Jimmy Mallon  
LF Gary Price  
3B Jerry Hall  
SS Bill Bain  
2B John McEldowney  
1B Fred Neely  
C John Tatum  
P Henry Perkins  
P John Porter  
P Gary Statham

## 1965 18-7

RF Ronnie Redman  
CF Jimmy Mallon  
LF Gary Price  
3B Bill Bain  
SS Don Looper  
2B Gary Watson  
1B Donnie Laurence  
P Bill Bevil  
P Fred Rath  
P Rod Robinson  
P Gary Statham

## 1966 18-10-1

LF Ronnie Redman  
OF Mike Adams  
OF Don Rutledge  
3B Bill Bain  
SS Don Looper  
SS/C Rickey Head  
1B Donnie Laurence  
C Butch McBroom  
P John Bevil  
P Tim Rath  
P Rod Robinson

## 1967 14-13

OF Larry Boone  
OF Ronnie Redman  
OF/C Mike Adams  
SS/C Rickey Head  
2B David Wilson  
1B Rusty Clark  
P John Bevil  
P Rod Robinson

## 1968 14-13

OF Mike Adams .204, 1, 9  
OF Freddy Barton .188, 1, 6  
OF Larry Boone .292, 2, 8  
3B/2B Skip Balthrop .189, 0, 3  
SS/C Rickey Head .274, 4, 15  
SS/C David Wilson .222, 0, 4  
1B Bill Dykes .341, 3, 11  
P John Bevil 6-4, 1.05, 69  
P Bill Duncan 3-0, 2.52, 13  
P Rick Dusek 2-3, 2.09, 24



# ALL-TIME LINEUPS

1969	10-17	1975	25-19	1981	21-24	1986	40-22
CF John Dodgen .279, 1, 9	RF Danny Dugan .269, 1, 17	RF Danny Dugan .269, 1, 17	CF Richard Clopton .308, 2, 23	CF Mark Simon Sr. .273, 4, 13	RF Brad Douglas Sr. .321, 4, 41	CF Tony Huey Jr. .348, 5, 38	CF Tony Huey Jr. .348, 5, 38
OF Larry Boone .253, 2, 15	CF Richard Clopton .308, 2, 23	CF Richard Clopton .308, 2, 23	LF Leonard Woods .232, 3, 10	LF Cedric Mack So. .304, 1, 12	CF Tony Huey Jr. .348, 5, 38	LF/DH Mike Malinak Jr. .372, 12, 57	LF/DH Mike Malinak Jr. .372, 12, 57
OF/P Freddy Barton .161, 0, 10	LF Leonard Woods .232, 3, 10	LF Leonard Woods .232, 3, 10	3B Mike Johnson .288, 4, 23	3B Cal Wood So. .256, 4, 18	3B Steve Jarvie Jr. .278, 4, 31	3B Steve Jarvie Jr. .278, 4, 31	3B Steve Jarvie Jr. .278, 4, 31
3B/SS Skip Balthrop .190, 0, 1	3B Mike Johnson .288, 4, 23	3B Mike Johnson .288, 4, 23	SS Duncan Shanklin .272, 0, 13	SS Jay Jeffrey Jr. .320, 6, 29	SS Brad Meyer Jr. .354, 3, 44	SS Brad Meyer Jr. .354, 3, 44	SS Brad Meyer Jr. .354, 3, 44
2B David Wilson .116, 0, 5	SS Duncan Shanklin .272, 0, 13	SS Duncan Shanklin .272, 0, 13	2B Pee Wee Serna .310, 5, 23	2B Brad Oliver Jr. .316, 3, 25	2B Shawn McAfee Jr. .295, 0, 32	2B Shawn McAfee Jr. .295, 0, 32	2B Shawn McAfee Jr. .295, 0, 32
1B Bill Dykes .273, 1, 4	2B Pee Wee Serna .310, 5, 23	2B Pee Wee Serna .310, 5, 23	1B Ken Kolkhorst .288, 7, 32	1B Jim Mick Sr. .280, 1, 18	1B Keith Shepherd Sr. .359, 8, 43	1B Keith Shepherd Sr. .359, 8, 43	1B Keith Shepherd Sr. .359, 8, 43
1B Roland Lundy .289, 0, 6	1B Ken Kolkhorst .288, 7, 32	1B Ken Kolkhorst .288, 7, 32	P Burl Coker 5-3, 5.10, 33, 1	C/DH Jeff Mallett Sr. .297, 11, 30	C Todd Hawkins Jr. .325, 7, 53	C Todd Hawkins Jr. .325, 7, 53	C Todd Hawkins Jr. .325, 7, 53
P Dave Dorries 3-3, 5.06, 15	P Burl Coker 5-3, 5.10, 33, 1	P Burl Coker 5-3, 5.10, 33, 1	P Walter Kilgo 9-4, 2.91, 66	DH/3B Brent Lummus Sr. .200, 0, 8	DH/3B Nate Jones Fr. .269, 1, 15	DH/3B Nate Jones Fr. .269, 1, 15	DH/3B Nate Jones Fr. .269, 1, 15
P Bill Duncan 1-2, 1.89, 15	P Walter Kilgo 9-4, 2.91, 66	P Walter Kilgo 9-4, 2.91, 66	P Harry Shipley 2-3, 4.36, 26	P Jerry Arnold Jr. 4-8, 7.86, 39	UT Kenneth Patterson Sr. .255, 3, 15	UT Kenneth Patterson Sr. .255, 3, 15	UT Kenneth Patterson Sr. .255, 3, 15
P Ricky Dusek 3-4, 2.75, 37	P Harry Shipley 2-3, 4.36, 26	P Harry Shipley 2-3, 4.36, 26		P Paul Farmer Sr. 4-4, 3.27, 30, 1	SP/RP Blaine Beatty Sr. 10-4, 3.63, 79, 3	SP Ted Richardson So. 9-6, 2.74, 46	SP Ted Richardson So. 9-6, 2.74, 46
				P Lee Tunnell Jr. 2-4, 3.50, 40	SP Bruce Aguilar Fr. 6-3, 3.63, 34	SP Bruce Aguilar Fr. 6-3, 3.63, 34	SP Bruce Aguilar Fr. 6-3, 3.63, 34
					SP/RP Craig Gummelt Jr. 4-3, 4.20, 36, 0	SP/RP Craig Gummelt Jr. 4-3, 4.20, 36, 0	SP/RP Craig Gummelt Jr. 4-3, 4.20, 36, 0
					RP Randy Swanberg Jr. 2-2, 4.00, 15, 0	RP Randy Swanberg Jr. 2-2, 4.00, 15, 0	RP Randy Swanberg Jr. 2-2, 4.00, 15, 0
1970	16-21	1976	23-19	1982	25-22	1987	38-15
CF John Dodgen .307, 5, 13	RF Shane Nolen .312, 4, 30	RF Shane Nolen .312, 4, 30	CF Richard Clopton .326, 5, 26	RF Randy Hill Jr. .202, 1, 17	RF Randy Hill Jr. .202, 1, 17	RF Todd Wilson Sr. .331, 3, 28	RF Todd Wilson Sr. .331, 3, 28
OF Jerry Smith .216, 0, 6	CF Richard Clopton .326, 5, 26	CF Richard Clopton .326, 5, 26	LF Leonard Woods .256, 5, 17	CF Cedric Mack Jr. .232, 2, 12	CF Cedric Mack Jr. .232, 2, 12	CF Tony Huey Sr. .358, 5, 41	CF Tony Huey Sr. .358, 5, 41
3B Bart Bratcher .184, 2, 4	LF Leonard Woods .256, 5, 17	LF Leonard Woods .256, 5, 17	3B Steve Macko .285, 1, 18	LF Jay Jeffrey Sr. .239, 1, 9	LF Jay Jeffrey Sr. .239, 1, 9	RF Mike Malinak Sr. .363, 9, 49	RF Mike Malinak Sr. .363, 9, 49
SS Wendell Crabb .180, 0, 5	3B Steve Macko .285, 1, 18	3B Steve Macko .285, 1, 18	SS Duncan Shanklin .281, 3, 12	3B Cal Wood Jr. .237, 2, 13	3B Cal Wood Jr. .237, 2, 13	3B Nate Jones So. .342, 3, 32	3B Nate Jones So. .342, 3, 32
2B Skip Balthrop .390, 4, 16	SS Duncan Shanklin .281, 3, 12	SS Duncan Shanklin .281, 3, 12	2B Mike Wells .250, 2, 14	SS Steve Ecton Jr. .191, 1, 8	SS Steve Ecton Jr. .191, 1, 8	SS Brad Meyer Sr. .309, 3, 29	SS Brad Meyer Sr. .309, 3, 29
1B Bill Dykes .248, 3, 16	2B Mike Wells .250, 2, 14	2B Mike Wells .250, 2, 14	1B/DH Ken Kolkhorst .180, 1, 12	2B/SS James Woods Jr. .278, 5, 23	2B/SS James Woods Jr. .278, 5, 23	2B Shawn McAfee Sr. .317, 2, 36	2B Shawn McAfee Sr. .317, 2, 36
1B Roland Lundy .270, 0, 4	1B/DH Ken Kolkhorst .180, 1, 12	1B/DH Ken Kolkhorst .180, 1, 12	C Buddy Woolley .229, 1, 8	1B Billy "Tank" Davis Jr. .297, 6, 32	1B Billy "Tank" Davis Jr. .297, 6, 32	1B Steve Jarvie Sr. .238, 9, 36	1B Steve Jarvie Sr. .238, 9, 36
C George Lyons .250, 1, 12	C Buddy Woolley .229, 1, 8	C Buddy Woolley .229, 1, 8	P Andy Beane 8-1, 3.21, 60	DH/C Spike Hubenak Jr. .245, 2, 12	DH/C Spike Hubenak Jr. .245, 2, 12	C Todd Hawkins Sr. .295, 6, 43	C Todd Hawkins Sr. .295, 6, 43
P/O/F Freddy Barton 1-2, 1.77, 14	P Andy Beane 8-1, 3.21, 60	P Andy Beane 8-1, 3.21, 60	P Burl Coker 4-5, 3.47, 32, 1	C Jim Trevathan Jr. .359, 7, 21	C Jim Trevathan Jr. .359, 7, 21	DH Burnice Wilson So. .263, 3, 16	DH Burnice Wilson So. .263, 3, 16
P Dave Dorries 2-3, 1.36, 18	P Burl Coker 4-5, 3.47, 32, 1	P Burl Coker 4-5, 3.47, 32, 1	P Mike Roberts 6-2, 2.91, 36	P Jerry Arnold Sr. 4-6, 3.29, 58	P Jerry Arnold Sr. 4-6, 3.29, 58	SP Pat Combs So. 9-1, 2.76, 88	SP Pat Combs So. 9-1, 2.76, 88
P Bill Duncan 2-3, 2.26, 12	P Mike Roberts 6-2, 2.91, 36	P Mike Roberts 6-2, 2.91, 36		P Stan Hilton Jr. 3-2, 4.50, 41	P Stan Hilton Jr. 3-2, 4.50, 41	SP Craig Gummelt Sr. 5-5, 4.47, 58	SP Craig Gummelt Sr. 5-5, 4.47, 58
P Ricky Dusek 5-4, 3.99, 40				P Steve Smith So. 5-4, 1.72, 38	P Steve Smith So. 5-4, 1.72, 38	SP/RP Robert Levens Jr. 4-3, 4.94, 41, 0	SP/RP Robert Levens Jr. 4-3, 4.94, 41, 0
						SP/RP Braz Davis Jr. 4-0, 8.05, 25, 0	SP/RP Braz Davis Jr. 4-0, 8.05, 25, 0
						RP Randy Swanberg Sr. 3-1, 3.60, 20, 3	RP Randy Swanberg Sr. 3-1, 3.60, 20, 3
1971	17-22	1977	43-15	1983	26-22	1988	25-31-1
RF Raul Zamora .315, 1, 16	RF/P Shane Nolen So. .252, 4, 29	RF/P Shane Nolen So. .252, 4, 29	LF Leonard Woods Sr. .295, 13, 44	RF Randy Hill Sr. .342, 1, 10	RF Randy Hill Sr. .342, 1, 10	RF Joe Guidry Fr. .241, 3, 24	RF Joe Guidry Fr. .241, 3, 24
CF John Dodgen .301, 3, 15	LF Leonard Woods Sr. .295, 13, 44	LF Leonard Woods Sr. .295, 13, 44	3B Fritz Connally Fr. .306, 7, 47	CF Ronnie King Jr. .308, 4, 19	CF Ronnie King Jr. .308, 4, 19	CF Mike Robison Fr. .240, 1, 9	CF Mike Robison Fr. .240, 1, 9
LF/3B Benny Copeland .324, 0, 16	3B Fritz Connally Fr. .306, 7, 47	3B Fritz Connally Fr. .306, 7, 47	SS Steve Macko Sr. .417, 8, 49	LF Blair Hibbert Jr. .269, 0, 16	LF Blair Hibbert Jr. .269, 0, 16	LF/DH Jackie Ball Sr. .255, 3, 15	LF/DH Jackie Ball Sr. .255, 3, 15
3B Bart Bratcher .202, 1, 5	SS Steve Macko Sr. .417, 8, 49	SS Steve Macko Sr. .417, 8, 49	2B Duncan Shanklin Sr. .289, 1, 19	3B Cal Wood Sr. .312, 6, 30	3B Cal Wood Sr. .312, 6, 30	3B Mike Briley Fr. .273, 4, 19	3B Mike Briley Fr. .273, 4, 19
SS Bob Redding .243, 3, 15	2B Duncan Shanklin Sr. .289, 1, 19	2B Duncan Shanklin Sr. .289, 1, 19	DH/1B Ken Kolkhorst Jr. .363, 6, 51	2B Steve Ecton Sr. .232, 1, 16	2B Steve Ecton Sr. .232, 1, 16	SS Steve Klifafas Fr. .232, 1, 23	SS Steve Klifafas Fr. .232, 1, 23
2B Wendell Crabb .259, 3, 16	DH/1B Ken Kolkhorst Jr. .363, 6, 51	DH/1B Ken Kolkhorst Jr. .363, 6, 51	1B Luke Prestridge So. .304, 4, 24	1B Richard Gough Jr. .231, 1, 15	1B Richard Gough Jr. .231, 1, 15	2B Trent Weaver Jr. .311, 2, 28	2B Trent Weaver Jr. .311, 2, 28
1B Roland Lundy .273, 0, 16	1B Luke Prestridge So. .304, 4, 24	1B Luke Prestridge So. .304, 4, 24	C Mike Czimskey Sr. .276, 9, 37	C/DH Spike Hubenak Sr. .280, 3, 14	C/DH Spike Hubenak Sr. .280, 3, 14	1B Brent Morton Jr. .279, 3, 24	1B Brent Morton Jr. .279, 3, 24
C Reggie Gwin .158, 0, 6	C Mike Czimskey Sr. .276, 9, 37	C Mike Czimskey Sr. .276, 9, 37	P/CF Burl Coker Jr. 10-4, 2.27, 59	DH/C Jim Trevathan Sr. .289, 3, 25	DH/C Jim Trevathan Sr. .289, 3, 25	C/1B Chad Patterson Sr. .288, 0, 18	C/1B Chad Patterson Sr. .288, 0, 18
IF Phil Beal .214, 0, 6	P/CF Burl Coker Jr. 10-4, 2.27, 59	P/CF Burl Coker Jr. 10-4, 2.27, 59	P Sammy Bickham Fr. 10-4, 3.18, 86	DH/C Stan Hilton Sr. 8-2, 2.74, 51	DH/C Stan Hilton Sr. 8-2, 2.74, 51	DH Trent Stroth Sr. .277, 1, 24	DH Trent Stroth Sr. .277, 1, 24
P Rickie Fox 6-4, 1.95, 28	P Sammy Bickham Fr. 10-4, 3.18, 86	P Sammy Bickham Fr. 10-4, 3.18, 86	P Don Brazell Sr. 1-1, 3.07, 32, 2	P Alan McKay Jr. 4-1, 2.51, 39, 7	P Alan McKay Jr. 4-1, 2.51, 39, 7	SP/RP Pat Combs Jr. 7-6, 2.16, 97, 2	SP/RP Pat Combs Jr. 7-6, 2.16, 97, 2
P Jim Sanders 4-4, 3.48, 38	P Don Brazell Sr. 1-1, 3.07, 32, 2	P Don Brazell Sr. 1-1, 3.07, 32, 2	P Jaime Cocanower So. 8-3, 2.49, 59, 1	P Steve Smith Jr. 6-7, 3.57, 47	P Steve Smith Jr. 6-7, 3.57, 47	SP Bruce Aguilar Sr. 7-3, 3.12, 55	SP Bruce Aguilar Sr. 7-3, 3.12, 55
P Steve Stuart 4-4, 3.79, 49	P Jaime Cocanower So. 8-3, 2.49, 59, 1	P Jaime Cocanower So. 8-3, 2.49, 59, 1				SP/RP Robert Levens Sr. 2-1, 4.90, 33, 0	SP/RP Robert Levens Sr. 2-1, 4.90, 33, 0
						SP/RP Glenn Neville Fr. 2-4, 6.04, 18, 0	SP/RP Glenn Neville Fr. 2-4, 6.04, 18, 0
						RP Jeff Kilgore Jr. 2-6, 4.93, 32, 1	RP Jeff Kilgore Jr. 2-6, 4.93, 32, 1
1972	20-20	1978	32-19	1984	26-23	1989	32-19
RF Raul Zamora .276, 1, 14	RF Mike Wells Sr. .258, 3, 26	RF Mike Wells Sr. .258, 3, 26	OF/P Shane Nolen Jr. .309, 9, 37	RF Richard Gough Sr. .235, 1, 26	RF Richard Gough Sr. .235, 1, 26	RF Tommy Echols Jr. .303, 5, 33	RF Tommy Echols Jr. .303, 5, 33
OF Danny Dugan .247, 0, 8	OF/P Shane Nolen Jr. .309, 9, 37	OF/P Shane Nolen Jr. .309, 9, 37	LF Mike Johanson Jr. .298, 6, 48	CF Ronnie King Sr. .353, 4, 30	CF Ronnie King Sr. .353, 4, 30	CF Mike Robison So. .343, 0, 24	CF Mike Robison So. .343, 0, 24
OF Tom Stanton .212, 0, 2	LF Mike Johanson Jr. .298, 6, 48	LF Mike Johanson Jr. .298, 6, 48	3B Fritz Connally So. .316, 11, 44	LF Blair Hibbert Sr. .328, 3, 26	LF Blair Hibbert Sr. .328, 3, 26	LF Chant Duplantier Jr. .253, 0, 18	LF Chant Duplantier Jr. .253, 0, 18
OF/SS Bob Redding .236, 1, 7	3B Fritz Connally So. .316, 11, 44	3B Fritz Connally So. .316, 11, 44	SS Bill Crosby Sr. .254, 1, 9	3B Mike Malinak Fr. .283, 4, 34	3B Mike Malinak Fr. .283, 4, 34	3B/DH Mike Briley So. .372, 2, 23	3B/DH Mike Briley So. .372, 2, 23
3B Denny Copeland .259, 2, 19	SS Bill Crosby Sr. .254, 1, 9	SS Bill Crosby Sr. .254, 1, 9	2B Manual Ordonez Sr. .291, 2, 34	SS Kyle Todd Jr. .323, 5, 21	SS Kyle Todd Jr. .323, 5, 21	SS Steve Klifafas So. .337, 2, 33	SS Steve Klifafas So. .337, 2, 33
SS Tommy Oliphint .305, 0, 4	2B Manual Ordonez Sr. .291, 2, 34	2B Manual Ordonez Sr. .291, 2, 34	1B Luke Prestridge Jr. .332, 4, 33	SS Brad Meyer Fr. .343, 1, 32	SS Brad Meyer Fr. .343, 1, 32	2B/3B Trent Weaver Sr. .327, 7, 26	2B/3B Trent Weaver Sr. .327, 7, 26
2B Wendell Crabb .284, 3, 12	1B Luke Prestridge Jr. .332, 4, 33	1B Luke Prestridge Jr. .332, 4, 33	P/CF Burl Coker Sr. 9-2, 1.64, 41, 2	SP/RP Robert Levens Jr. 7-3, 3.12, 55	SP/RP Robert Levens Jr. 7-3, 3.12, 55	1B Sean Severide Fr. .296, 2, 24	1B Sean Severide Fr. .296, 2, 24
2B John Walters .275, 0, 5	P/CF Burl Coker Sr. 9-2, 1.64, 41, 2	P/CF Burl Coker Sr. 9-2, 1.64, 41, 2	P Jaime Cocanower Jr. 4-5, 5.87, 46	SP/RP Robert Levens Sr. 2-1, 4.90, 33, 0	SP/RP Robert Levens Sr. 2-1, 4.90, 33, 0	C Charlie Rigney So. .240, 0, 18	C Charlie Rigney So. .240, 0, 18
P Rickie Fox 3-5, 3.76, 33	P Jaime Cocanower Jr. 4-5, 5.87, 46	P Jaime Cocanower Jr. 4-5, 5.87, 46	P Jon Perlman Jr. 5-3, 3.50, 44, 1	SP/RP Glenn Neville Fr. 2-4, 6.04, 18, 0	SP/RP Glenn Neville Fr. 2-4, 6.04, 18, 0	UT Jud Arrington Fr. .287, 0, 18	UT Jud Arrington Fr. .287, 0, 18
P Jim Sanders 6-5, 2.72, 47, 2	P Jon Perlman Jr. 5-3, 3.50, 44, 1	P Jon Perlman Jr. 5-3, 3.50, 44, 1	P Mike Roberts Jr. 6-1, 2.36, 36, 2	SP/RP Jeff Kilgore Sr. 6-2, 5.45, 63	SP/RP Jeff Kilgore Sr. 6-2, 5.45, 63	SP Bruce Aguilar Sr. 6-6, 5.66, 77	SP Bruce Aguilar Sr. 6-6, 5.66, 77
P Steve Stuart 4-3, 3.26, 41	P Mike Roberts Jr. 6-1, 2.36, 36, 2	P Mike Roberts Jr. 6-1, 2.36, 36, 2		RP Frank Foltyn Fr. 5-2, 3.72, 53, 5	RP Frank Foltyn Fr. 5-2, 3.72, 53, 5	SP Glenn Neville So. 7-1, 2.82, 65	SP Glenn Neville So. 7-1, 2.82, 65
P Rick Vela 5-5, 2.87, 42, 2						SP Scott Ruffcorn Fr. 4-3, 4.63, 54	SP Scott Ruffcorn Fr. 4-3, 4.63, 54
						SP Jeff Kilgore Sr. 6-2, 5.45, 63	SP Jeff Kilgore Sr. 6-2, 5.45, 63
						RP Frank Foltyn Sr. 5-2, 3.72, 53, 5	RP Frank Foltyn Sr. 5-2, 3.72, 53, 5
1973	21-17	1979	34-15	1985	42-13		
CF Rick Clopton .300, 0, 6	RF/DH Greg Pennington Jr. .400, 3, 29	RF/DH Greg Pennington Jr. .400, 3, 29	CF/P Shane Nolen Sr. .211, 3, 14	RF/1B Keith Shepherd Jr. .288, 8, 32	RF/1B Keith Shepherd Jr. .288, 8, 32		
OF James Keller .248, 3, 16	CF/P Shane Nolen Sr. .211, 3, 14	CF/P Shane Nolen Sr. .211, 3, 14	LF Mike Johanson Sr. .224, 3, 14	CF Tony Huey So. .337, 4, 39	CF Tony Huey So. .337, 4, 39		
OF Tom Stanton .232, 2, 12	LF Mike Johanson Sr. .224, 3, 14	LF Mike Johanson Sr. .224, 3, 14	3B Fritz Connally Jr. .340, 6, 25	LF/DH Steve Jarvie So. .374, 5, 27	LF/DH Steve Jarvie So. .374, 5, 27		
3B Denny Copeland .276, 1, 15	3B Fritz Connally Jr. .340, 6, 25	3B Fritz Connally Jr. .340, 6, 25	SS Matt Schaper Sr. .248, 1, 13	OF Brad Douglas Jr. .273, 2, 27	OF Brad Douglas Jr. .273, 2, 27		
SS Tommy Oliphint .128, 0, 8	SS Matt Schaper Sr. .248, 1, 13	SS Matt Schaper Sr. .248, 1, 13	IF/DH Brent Lummus So. .283, 1, 17	3B Kyle Todd Sr. .362, 6, 43	3B Kyle Todd Sr. .362, 6, 43		
2B Kent Walters .198, 0, 6	IF/DH Brent Lummus So. .283, 1, 17	IF/DH Brent Lummus So. .283, 1, 17	1B Luke Prestridge Sr. .370, 4, 30	SS Greg Dennis Sr. .370, 6, 28	SS Greg Dennis Sr. .370, 6, 28		
1B Bob Redding .227, 4, 22	1B Luke Prestridge Sr. .370, 4, 30	1B Luke Prestridge Sr. .370, 4, 30	C Gene de los Santos Jr. .231, 1, 18	2B Brad Meyer So. .233, 2, 20	2B Brad Meyer So. .233, 2, 20		
C/P Kent Wilson .148, 0, 2	C Gene de los Santos Jr. .231, 1, 18	C Gene de los Santos Jr. .231, 1, 18	P Andy Beene Sr. 5-3, 5.24, 51	1B Mike Malinak So.. .320, 8, 34	1B Mike Malinak So.. .320, 8, 34		
P Rickie Fox 6-4, 2.84, 24, 1	P Andy Beene Sr. 5-3, 5.24, 51	P Andy Beene Sr. 5-3, 5.24, 51	P Jon Perlman Sr. 12-3, 2.76, 50	C Todd Hawkins Jr. .351, 4, 34	C Todd Hawkins Jr. .351, 4, 34		
P Jim Sanders 4-4, 3.60, 46, 1	P Jon Perlman Sr. 12-3, 2.76, 50	P Jon Perlman Sr. 12-3, 2.76, 50	P Mike Roberts Sr. 5-2, 2.45, 41, 5	P/DH Kenneth Patterson Sr. 5-4, 5.99, 42	P/DH Kenneth Patterson Sr. 5-4, 5.99, 42		
P Rick Vela 3-5, 3.00, 42, 1	P Mike Roberts Sr. 5-2, 2.45, 41, 5	P Mike Roberts Sr. 5-2, 2.45, 41, 5		P Don Dumas Jr. 4-4, 5.24, 27, 1	P Don Dumas Jr. 4-4, 5.24, 27, 1		
				P Craig Gummelt Fr. 3-3, 5.27, 35, 1	P Craig Gummelt Fr. 3-3, 5.27, 35, 1		
				P Alan Koonce Jr. 5-5, 5.96, 27	P Alan Koonce Jr. 5-5, 5.96, 27		
1974	25-19	1980	25-19-2		</		



ALL-TIME LINEUPS

**1990 33-19**

RF	Mike Briley	Jr.	.324, 2, 15
CF	Mike Robison	Jr.	.331, 1, 31
LF/DH	Kevin Ellis	So.	.338, 10, 41
3B	Ray Hammond	So.	.276, 2, 29
SS	Steve Kiafias	Jr.	.377,-
2B	Brian Black	Fr.	.273, 0, 6
1B/RF	Tommy Echols	Sr.	.256, 5, 27
1B/DH	Sean Severide	So.	.250, 4, 21
C	Charlie Rigney	Jr.	.256, 1, 20
DH	Emile Sevadjian	So.	.273, 3, 34
SP	Scott Ruffcorn	So.	9-3, 2.60, 78
SP	Glenn Nevill	Jr.	5-5, 3.78, 70
SP	Lee Price	Jr.	6-3, 3.69, 42
RP	Frank Foltyn	So.	7-3, 4.16, 49, 2
RP	Brian Carpenter	Fr.	5-4, 3.08, 40,

**1991 40-20**

RF	Michael Briley	Sr.	.294, 6, 42
CF	Mike Robison	Sr.	.313, 1, 14
LF	Jahn Finke	Jr.	.338, 13, 48
3B	Ray Hammond	Jr.	.270, 2, 27
SS/2B	Mike Bohny	Fr.	.261, 2, 28
2B	Brian Black	So.	.253, 1, 20
1B	Kevin Ellis	Jr.	.338, 11, 53
C	Charlie Rigney	Sr.	.326, 5, 45
DH	Sean Severide	Jr.	.307, 8, 33
SP	Glenn Nevill	Sr.	6-2, 2.47, 72
SP	Lee Price	Sr.	7-5, 3.75, 51
SP	Scott Ruffcorn	Jr.	7-1, 2.87, 52
SP/RF	Brian Carpenter	So.	6-4, 4.43, 60, 2
SP/RF	Jason Rathburn	Fr.	3-1, 3.19, 32, 3
RP	Frank Foltyn	Jr.	9-3, 3.00, 64, 2

**1992 29-26**

RF	Kevin Ellis	Sr.	.313, 1, 20
CF	Matt Trozzo	So.	.269, 0, 20
LF	Jahn Finke	Sr.	.240, 3, 24
3B	Ray Hammond	Sr.	.268, 2, 28
SS	Mike Bohny	So.	.281, 2, 21
2B	Brian Black	Jr.	.319, 0, 19
1B	Sean Severide	Sr.	.285, 5, 27
C/DH	Jason Marshall	Jr.	.247, 2, 21
C/DH	Emile Sevadjian	Sr.	.248, 2, 8
SP	Brian Carpenter	Jr.	8-6, 2.15, 82
SP	David Elsbernd	Jr.	8-2, 3.86, 47
SP	Jason Rathburn	So.	4-6, 3.76, 53
SP	Frank Foltyn	Sr.	2-5, 2.32, 43
RP	Joe Wharton	Jr.	3-3, 5.01, 33, 3

**1993 41-19**

RF	Jack Stubbs	Jr.	.241, 0, 13
CF	Matt Trozzo	Jr.	.316, 1, 32
UT	Marty Crawford	Fr.	.350, 1, 29
3B	Mike Bohny	Jr.	.286, 4, 46
SS/2B	Brent Shepherd	Jr.	.258, 0, 21
2B	Brian Black	Sr.	.259, 3, 24
1B/OF	Mark Martin	Jr.	.307, 4, 21
C	Jason Marshall	Sr.	.335, 11, 59
DH	Joe Wharton	Sr.	.345, 4, 35
SP	Aaron Lineweaver	Fr.	9-5, 3.28, 82
SP	Jason Rathburn	Jr.	7-5, 3.16, 74
SP	Dean Crow	Jr.	7-3, 4.84, 45
SP/RF	Joe Wharton	Sr.	10-3, 2.54, 85
RP	Jeff Martin	Sr.	1-0, 2.48, 15, 2
RP	Bret Bearden	Jr.	6-2, 4.71, 43, 5

**1994 24-28-1**

RF	Mark Martin	Sr.	.250, 2, 26
CF	Matt Trozzo	Sr.	.320, 1, 21
LF/DH	Marty Crawford	So.	.353, 1, 35
3B	Casey Carter	Fr.	.313, 2, 26
SS	Brent Shepherd	Sr.	.289, 1, 20
2B	Mike Bohny	Sr.	.342, 2, 40
1B	Traynor Reitmeier	So.	.248, 1, 14
C	Jason Walton	Sr.	.247, 1, 15
SP	Brett Bearden	So.	7-6, 3.31, 61
SP	Aaron Lineweaver	Sr.	4-6, 6.20, 50
SP	Aaron Richards	Jr.	2-4, 5.59, 29
SP/RF	Steve Waites	Jr.	6-6, 4.35, 51, 1
RP	Kris Lambert	Fr.	1-2, 7.55, 42, 1

**1995 25-28**

RF	Marty Crawford	Jr.	.350, 1, 38
CF	Ben Bronson	Jr.	.250, 0, 11
LF	Lance Lacy	Jr.	.250, 0, 15
3B	Ron Patterson	Jr.	.245, 0, 22
SS	Scott Morrison	Jr.	.247, 4, 22
2B	Casey Carter	So.	.289, 1, 25
1B/DH	Matt Corson	So.	.277, 0, 30
1B/DH	Traynor Reitmeier	Jr.	.250, 2, 20
C	Steve Martinez	Jr.	.230, 2, 14
SP	Kris Lambert	So.	3-5, 5.02, 65
SP	Tim Peters	Jr.	7-5, 3.93, 68
SP	Aaron Lineweaver	Jr.	3-7, 6.22, 37
SP/RF	Steve Waites	Sr.	4-5, 6.14, 40, 1
SP/RF	Brett Bergman	Fr.	2-3, 7.35, 41, 1
RP	Matthew Marcom	Fr.	5-2, 3.28, 25, 4

**1996 32-27**

RF	Jeremy Dodson	Fr.	.349, 2, 29
CF	Jon Topolski	Fr.	.319, 3, 26
LF	James Blair	Fr.	.277, 1, 26
OF	Mark Cogdill	Fr.	.285, 2, 29
3B	Ron Patterson	Sr.	.293, 2, 20
SS	Scott Morrison	Sr.	.312, 3, 27
2B	Marty Crawford	Sr.	.414, 10, 67
1B	Steve Reintjes	Jr.	.329, 5, 44
C	Steve Martinez	Sr.	.308, 5, 34
DH	Eric Nelson	Fr.	.331, 0, 29
SP	Kris Lambert	Jr.	10-5, 3.67, 81
SP	Kip Wells	Fr.	5-6, 6.27, 74
SP/RF	Matthew Marcom	So.	6-5, 6.25, 44, 1
RP	Brett Bergman	So.	4-5, 4.68, 59, 3

**1997 32-23**

RF	Jeremy Dodson	So.	.337, 15, 46
CF	Jon Topolski	So.	.353, 11, 46
LF	James Blair	So.	.376, 10, 51
3B	Preston Underdown	Fr.	.287, 3, 23
SS	Eric Boisjoly	Jr.	.297, 0, 35
2B	Eric Nelson	So.	.368, 4, 46
1B	Jeff Moore	Jr.	.295, 1, 18
1B	Steve Reintjes	Sr.	.260, 2, 14
C	Chad Polk	Jr.	.319, 8, 36
DH	Jason Jennings	Fr.	.304, 4, 35
SP	Kris Lambert	Fr.	8-6, 4.35, 104
SP	Kip Wells	So.	3-4, 6.35, 79
SP	Michael Bradford	Jr.	3-3, 6.54, 51
RP	Matthew Marcom	Jr.	4-1, 6.61, 33, 1
RP	Brett Bergman	Jr.	7-3, 3.25, 40, 2
RP	Jason Jennings	Fr.	3-5, 2.90, 79, 10

**1998 41-20-1**

RF	Jeremy Dodson	Jr.	.342, 13, 57
CF	Jon Topolski	Jr.	.344, 19, 54
LF	James Blair	Jr.	.342, 10, 49
3B	Matt Williams	Fr.	.304, 9, 38
SS	Preston Underdown	So.	.272, 5, 43
2B	Eric Nelson	Jr.	.317, 13, 50
1B	Charley Carter	Sr.	.402, 21, 86
C	Bryan Loeb	So.	.289, 3, 26
DH	Chad Polk	Sr.	.205, 4, 17
C	Jason Jennings	So.	.327, 18, 58
SP	Kip Wells	Jr.	13-4, 3.71, 135
SP	Jason Jennings	So.	11-4, 5.08, 126
SP	Brett Bergman	Sr.	7-7, 5.31, 84
RP	Josh Scott	Fr.	3-1, 2.50, 51, 1
RP	Mark Outlaw	Jr.	3-2, 3.76, 45, 1
RP	Matthew Marcom	Sr.	1-0, 5.36, 27, 3
RP	Michael Bradford	Sr.	3-0, 2.55, 32, 3

**1999 50-15**

RF	Jaime Bubela	So.	.312, 3, 28
CF	Jon Topolski	Sr.	.358, 17, 61
LF	Mark Cogdill	Jr.	.330, 5, 37
OF	Anthony Hensley	Jr.	.346, 2, 19
3B	Preston Underdown	Jr.	.302, 5, 47
SS	Jace Brewer	Fr.	.278, 6, 44
2B	Eric Nelson	Sr.	.362, 17, 79
1B	Matt Williams	So.	.318, 19, 67
C	Bryan Loeb	Jr.	.225, 8, 26
DH	Jason Jennings	Jr.	.386, 17, 68
SP	Jason Jennings	Jr.	13-2, 2.58, 172
SP/RF	Chad Hawkins	Jr.	7-3, 3.89, 108, 3
SP	Josh Scott	So.	10-2, 4.87, 110
RP	Justin Taylor	Fr.	5-4, 5.06, 41, 1
RP	Mark Outlaw	Sr.	4-3, 5.80, 44, 1

**2000 45-17**

RF	Jaime Bubela	Jr.	.341, 1, 33
CF	Anthony Hensley	Sr.	.264, 2, 30
LF	Steve Dorneman	So.	.283, 2, 26
3B	Matt Williams	Jr.	.256, 2, 29
SS	Jace Brewer	So.	.304, 8, 50
2B	Preston Underdown	Sr.	.297, 0, 24
1B	Mike Huggins	Fr.	.312, 6, 35
C	Kelly Shoppach	So.	.296, 10, 39
DH	Ross Bennett	Fr.	.285, 3, 31
SP	Chad Hawkins	Sr.	11-5, 1.82, 106
SP	Kyle Evans	Jr.	11-2, 3.53, 82
SP	Josh Scott	Jr.	4-3, 5.13, 73
RP	Zane Carlson	Fr.	1-2, 2.28, 46, 15

**2001 37-24**

RF	David Murphy	Fr.	.271, 5, 37
CF	Chris Durbin	So.	.358, 14, 57
LF	Tim Hartshorn	Jr.	.322, 4, 32
3B	Matt Williams	Sr.	.280, 13, 45
SS	Mark Saccomanno	Jr.	.203, 2, 31
2B	Trevor Mote	Sr.	.313, 5, 34
1B	Mike Huggins	So.	.307, 1, 36
C	Kelly Shoppach	Jr.	.397, 12, 69
DH	Ron Zboril	Jr.	.288, 5, 16
SP	Steven White	So.	10-3, 3.49, 80
SP	Josh Scott	Sr.	4-4, 3.65, 51
SP	Jared Theodorakos	So.	6-3, 3.86, 42
SP	Justin Taylor	Jr.	8-2, 2.86, 68
RP	Paul Thorp	So.	3-1, 4.19, 42, 4
RP	Zane Carlson	So.	1-6, 5.45, 44, 8

**2002 36-26**

RF	David Murphy	So.	.318, 6, 38
CF	Chris Durbin	Jr.	.352, 6, 46
LF	Tim Hartshorn	Sr.	.287, 4, 24
3B	Michael Griffin	Fr.	.282, 7, 50
SS	Trey Webb	So.	.333, 4, 33
2B	Eric Errante	Jr.	.277, 0, 21
1B	Mike Huggins	Jr.	.338, 10, 62
C	Paul Richmond	Jr.	.329, 6, 37
DH	Ross Bennett	Jr.	.357, 6, 41
DH/C	Josh Ford	Fr.	.267, 2, 22
SP	Justin Taylor	Sr.	9-2, 3.82, 85
SP	Steven White	Jr.	5-4, 4.95, 73
SP	Jared Theodorakos	Jr.	3-6, 5.18, 105
RP	Paul Thorp	Jr.	4-2, 4.38, 59, 1
RP	Kyle Edens	Sr.	5-6, 3.44, 58, 14

**2003 45-23**

RF	David Murphy	Jr.	.413, 11, 67
CF	Chris Durbin	Sr.	.346, 18, 50
LF	Michael Griffin	So.	.350, 11, 76
3B	Paul Witt	So.	.255, 4, 21
SS	Trey Webb	Jr.	.284, 5, 45
2B	Kyle Reynolds	So.	.286, 2, 33
1B	Mark Saccomanno	Sr.	.381, 9, 44
C	Josh Ford	So.	.314, 12, 63
DH	Ross Bennett	Sr.	.354, 4, 46
SP	Steven White	Sr.	9-4, 4.12, 130
SP	Mark McCormick	Fr.	6-3, 5.32, 66
SP	Trey Taylor	So.	2-3, 5.53, 31
SP	Sean Walker	So.	8-5, 4.77, 62
RP	Ryan LaMotta	Fr.	7-3, 3.48, 62, 3
RP	Abe Woody	Fr.	6-0, 4.22, 41, 3
RP	Zane Carlson	Jr.	3-4, 2.61, 71, 11

**2004 29-31**

RF	Mike Pankratz	So.	.311, 6, 33
CF	Kevin Sevigny	So.	.324, 1, 14
LF	Reid Brees	Jr.	.355, 3, 28
3B	Michael Griffin	Jr.	.291, 10, 40
SS	Kyle Reynolds	Jr.	.323, 4, 39
2B	Paul Witt	Jr.	.327, 1, 28
1B/2B	Drew Sutton	Jr.	.304, 8, 40
1B	Jared Clements	Sr.	.196, 0, 12
C	Zach Dillon	So.	.252, 2, 14
DH	Josh Ford	Jr.	.310, 14, 43
SP	Trey Taylor	Jr.	6-3, 3.16, 62
SP	Sean Walker	Jr.	4-6, 4.24, 42
SP	Mark McCormick	So.	2-4, 4.70, 42
SP	Jared Theodorakos	Sr.	3-4, 4.85, 32
RP	Ryan LaMotta	So.	2-5, 3.88, 55, 3
RP	Abe Woody	So.	5-1, 2.78, 38, 5

**2005 46-24**

RF	Mike Pankratz	Sr.	.198, 3, 16
CF	Chase Gerdes	So.	.257, 1, 23
LF	Reid Brees	Sr.	.278, 2, 26
OF	Kevin Sevigny	Jr.	.230, 3, 23
3B	Kevin Russo	Jr.	.286, 3, 36
SS	Paul Witt	Sr.	.251, 1, 29
2B	Michael Griffin	Sr.	.293, 7, 34
1B	Kyle Reynolds	Jr.	.258, 8, 34
C	Josh Ford	Sr.	.328, 9, 41
DH	Zach Dillon	Jr.	.304, 2, 43
SP	Mark McCormick	Jr.	8-4, 2.96, 115
SP	Trey Taylor	Sr.	7-6, 3.62, 89
SP	Cory VanAllen	So.	8-4, 4.02, 68
RP	Jeff Mandel	So.	4-0, 1.91, 27, 0
RP	Ryan LaMotta	Jr.	5-2, 2.15, 82, 7
RP	Abe Woody	Jr.	10-3, 2.58, 41, 11

HISTORY



# ALL-TIME LINEUPS

2006		37-26	
RF	Kevin Sevigny	Sr.	.274, 4, 29
CF	Chase Gerdes	Jr.	.292, 2, 34
LF	Seth Fortenberry	Sr.	.326, 9, 44
3B	Kevin Russo	Sr.	.276, 2, 35
SS	Beamer Weems	Fr.	.297, 8, 47
2B	Ben Booker	Fr.	.268, 2, 23
1B	Tim Jackson	Jr.	.268, 0, 31
C	Zach Dillon	Sr.	.364, 4, 47
DH	Matt Sodolak	Jr.	.257, 0, 29
SP	Cory VanAllen	Jr.	8-5, 4.16, 56
SP	Ryan LaMotta	Sr.	7-6, 3.73, 60
SP	Tim Matthews	So.	6-5, 5.03, 39, 1
SP	Randall Linebaugh	So.	6-1, 3.42, 65
RP/SP	Jeff Mandel	Jr.	2-3, 4.40, 38, 8
RP	Jake Weghorst	Jr.	1-0, 1.73, 11
RP	Nick Cassavechia	So.	3-4, 3.03, 28, 8

2007		35-27	
RF	Aaron Miller	Fr.	.296, 4, 35
CF	Chase Gerdes	Sr.	.294, 5, 35
LF	Ben Booker	So.	.306, 2, 32
3B	Raynor Campbell	Fr.	.321, 5, 29
SS	Beamer Weems	So.	.321, 9, 59
2B	Shaver Hansen	So.	.296, 3, 35
1B/DH	Dustin Dickerson	Fr.	.292, 3, 30
C	Matt Czimskey	Sr.	.362, 9, 37
DH/C	Matt Sodolak	Sr.	.281, 1, 16
DH/1B	Tim Jackson	Sr.	.254, 5, 31
SP	Jeff Mandel	Sr.	7-8, 4.55, 77
SP	Kendal Volz	Fr.	6-2, 5.16, 65
SP	Randall Linebaugh	Jr.	3-5, 5.86, 54
SP	Wade Mackey	Fr.	4-3, 3.18, 37
RP	Tim Matthews	Jr.	2-2, 4.64, 22, 1
RP	Nick Cassavechia	Jr.	6-2, 3.12, 72, 11

2008		32-26	
RF	Aaron Miller	So.	.295, 12, 45
CF	Paul Miles	Sr.	.180, 0, 10
CF/2B	Raynor Campbell	So.	.311, 4, 26
LF	Ben Booker	Jr.	.286, 7, 44
3B	Shaver Hansen	So.	.326, 6, 47
SS	Beamer Weems	Jr.	.267, 7, 30
2B	Landis Ware	Fr.	.269, 2, 17
1B	Adam Hornung	Jr.	.320, 8, 43
C	Gregg Glime	So.	.209, 0, 16
DH	Dustin Dickerson	So.	.313, 4, 43
SP	Kendal Volz	So.	3-6, 4.20, 85
SP	Shawn Tolleson	Fr.	6-4, 5.06, 63
SP	Willie Kempf	So.	6-2, 3.69, 48
RP	Mace Thurman	Jr.	3-1, 3.18, 42, 2
RP	Nick Cassavechia	Sr.	0-3, 5.54, 21, 5

2009		30-26	
RF/DH	Aaron Miller	Jr.	.310, 12, 47
CF	Brooks Pinckard	Fr.	.255, 1, 9
LF	Ben Booker	Sr.	.326, 1, 17
OF	Adam Hornung	Sr.	.254, 8, 23
3B	Raynor Campbell	Jr.	.243, 8, 31
SS	Shaver Hansen	Jr.	.330, 17, 59
2B	Joey Hainsfurther	Fr.	.322, 1, 28
1B/DH	Dustin Dickerson	Jr.	.377, 10, 41
C	Gregg Glime	Jr.	.215, 3, 15
DH/1B	Dan Evatt	Fr.	.308, 7, 31
SP	Kendal Volz	Jr.	3-7, 4.50, 78
SP	Shawn Tolleson	So.	1-2, 4.50, 41
SP	Willie Kempf	Jr.	5-5, 5.22, 61
RP	Aaron Miller	Jr.	3-3, 5.12, 65, 2
RP	Craig Fritsch	So.	4-5, 5.09, 50, 1
RP	Logan Verrett	Fr.	7-1, 5.13, 64, 3

2010		36-24	
RF	Cal Towey	Fr.	.314, 3, 20
CF	Brooks Pinckard	So.	.305, 2, 28
LF	Logan Vick	Fr.	.329, 10, 27
3B	Joey Hainsfurther	So.	.339, 2, 48
SS	Landis Ware	Jr.	.275, 6, 38
2B	Raynor Campbell	Sr.	.335, 7, 41
1B	Max Muncy	Fr.	.300, 11, 53
C	Gregg Glime	Sr.	.248, 8, 43
DH	Chris Slater	Jr.	.341, 3, 20
SP	Willie Kempf	Sr.	9-2, 3.02, 80
SP	Logan Verrett	So.	5-3, 3.28, 97
SP	Shawn Tolleson	Jr.	2-7, 5.17, 84
RP/SP	Craig Fritsch	Fr.	2-4, 3.68, 64, 2
RP	Brooks Pinckard	So.	2-4, 2.45, 17, 12
RP	Josh Turley	Fr.	4-0, 4.41, 33, 1
RP	Jon Ringenberg	Jr.	5-0, 3.69, 25, 0
RP	Kolt Browder	Fr.	4-2, 4.88, 36, 1

2011		31-28	
RF	Cal Towey	So.	.244, 4, 15
CF	Brooks Pinckard	Jr.	.295, 2, 16
LF/CF	Logan Vick	So.	.213, 2, 18
DH/LF	Dan Evatt	Jr.	.220, 8, 23
3B	Jake Miller	So.	.299, 3, 27
SS	Landis Ware	Sr.	.254, 0, 32
2B	Steve DalPorto	So.	.222, 0, 13
1B	Max Muncy	So.	.322, 9, 44
C	Josh Ludy	Fr.	.278, 3, 34
DH/C	Joey Hainsfurther	Jr.	.270, 0, 17
OF	Chris Slater	Sr.	.282, 2, 21
SP	Logan Verrett	Jr.	7-6, 2.93, 96
SP	Josh Turley	So.	4-5, 3.39, 63
SP	Trent Blank	Jr.	5-2, 4.88, 27
SP/1B	Jon Ringenberg	Sr.	2-1, 2.37, 17
SP/1B	Brooks Pinckard	Jr.	5-3, 3.57, 43, 3
RP	Max Garner	So.	2-4, 3.12, 42, 8

2012		49-17	
RF	Adam Toth	Fr.	.286, 1, 18
CF	Logan Vick	Jr.	.345, 4, 43
LF	Dan Evatt	Sr.	.329, 8, 30
3B	Cal Towey	Jr.	.295, 6, 51
SS	Jake Miller	Jr.	.278, 1, 31
2B	Lawton Langford	So.	.301, 0, 20
1B	Max Muncy	Jr.	.322, 7, 56
C	Josh Ludy	Sr.	.362, 16, 71
DH	Nathan Orf	Jr.	.303, 2, 31
SP	Josh Turley	Jr.	9-1, 1.96, 79
SP	Trent Blank	Jr.	11-1, 2.23, 61
SP	Tyler Bremer	Sr.	7-1, 2.61, 50
RP	Max Garner	Jr.	3-3, 4.89, 43, 10
RP	Dillon Newman	So.	4-4, 2.40, 44, 2
RP	Crayton Bare	Jr.	2-0, 1.25, 23, 2

2013		27-28	
RF	Nathan Orf	Sr.	.377, 1, 34
CF	Logan Brown	So.	.276, 1, 14
LF	Adam Toth	So.	.264, 0, 16
3B	Cal Towey	Sr.	.291, 4, 45
SS	Jake Miller	Sr.	.286, 1, 31
2B	Lawton Langford	Jr.	.278, 0, 18
1B	Steve DalPorto	Sr.	.242, 0, 16
C	Brett Doe	Jr.	.181, 0, 8
DH	Grayson Porter	Jr.	.229, 5, 29
SP	Dillon Newman	Jr.	3-4, 2.91, 52
SP	Max Garner	So.	3-6, 4.46, 64
SP	Austin Stone	Sr.	3-3, 3.74, 43
RP	Crayton Bare	Sr.	6-2, 3.38, 54, 5
RP	Doug Ashby	Jr.	2-0, 1.90, 16, 0
RP	Josh Michalec	Jr.	4-5, 2.64, 36, 0
RP	Ryan Smith	So.	2-3, 5.48, 25, 5

2014		26-31	
RF	Adam Toth	Jr.	.296, 3, 26
CF	Logan Brown	Jr.	.218, 1, 13
LF	Darryn Sheppard	Fr.	.160, 3, 13
3B	Duncan Wendel	Jr.	.252, 0, 16
SS	Brett Doe	Sr.	.259, 1, 17
2B	Lawton Langford	Sr.	.231, 0, 15
1B	Aaron Dodson	Fr.	.222, 3, 16
C	Matt Menard	Fr.	.219, 0, 12
DH	Grayson Porter	Sr.	.228, 5, 31
SP	Dillon Newman	Sr.	5-4, 3.67, 56
SP	Brad Kuntz	Jr.	4-2, 3.32, 51
SP	Austin Stone	Jr.	3-4, 2.28, 29
SP	Daniel Castano	Fr.	5-4, 3.34, 39
RP	Josh Michalec	Sr.	0-5, 3.15, 27, 21
RP	Doug Ashby	Sr.	1-2, 2.70, 23, 1

2015		23-32	
RF	Kameron Esthay	Fr.	.323, 5, 25
CF	Logan Brown	Sr.	.288, 1, 20
LF	Darryn Sheppard	So.	.229, 3, 10
3B	Duncan Wendel	Sr.	.275, 0, 14
SS	Justin Arrington	Jr.	.234, 0, 11
2B	Jonathan Duccoff	Fr.	.252, 1, 12
1B	Aaron Dodson	So.	.225, 3, 15
C	Matt Menard	So.	.245, 0, 15
DH	Adam Toth	Sr.	.290, 1, 19
SP	Daniel Castano	So.	4-6, 3.61, 45, 1
SP	Drew Tolson	So.	3-8, 3.56, 45, 0
SP	Theron Kay	Fr.	3-4, 4.80, 18, 0
SP	Nick Lewis	So.	4-2, 4.14, 34, 0
RP	Sean Spicer	Sr.	1-2, 4.63, 31, 8
RP	Joe Kirkland	Sr.	3-2, 4.21, 33, 1

2016		24-29	
RF	Kameron Esthay	So.	.307, 3, 31
CF	Richard Cunningham	Fr.	.287, 5, 26
LF	T.J. Raguse	Fr.	.300, 1, 18
3B	Steven McLean	So.	.308, 2, 24
SS	Josh Bissonette	Fr.	.236, 3, 22
2B	Justin Arrington	Sr.	.297, 0, 14
1B	Aaron Dodson	Jr.	.258, 4, 22
C	Matt Menard	Jr.	.309, 6, 25
DH	Darryn Sheppard	Jr.	.294, 8, 40
SP	Daniel Castano	Jr.	4-5, 4.64, 63
SP	Drew Tolson	Jr.	6-4, 5.55, 48
SP	Kyle Hill	Fr.	1-4, 5.28, 31
SP	Nick Lewis	Jr.	2-5, 6.41, 35
RP	Joe Heineman	So.	3-3, 3.48, 36, 0
RP	Kyle Ott	So.	4-2, 3.62, 19, 0
RP	Kody Hessemer	Sr.	1-0, 4.07, 14, 0
RP	Troy Montemayor	So.	1-1, 0.78, 22, 14

2017		34-23	
RF	Kameron Esthay	Jr.	.283, 9, 35
CF	Richard Cunningham	So.	.306, 5, 29
LF	T.J. Raguse	So.	.266, 1, 23
3B	Davis Wendzel	Fr.	.301, 8, 30
SS	Tucker Cascassden	Jr.	.264, 1, 31
2B	Josh Bissonette	So.	.272, 0, 21
1B	Aaron Dodson	Sr.	.344, 11, 42
C	Shea Langeliers	Fr.	.313, 10, 38
DH	Matt Menard	Sr.	.313, 3, 28
SP	Montana Parsons	Jr.	5-4, 3.06, 71
SP	Cody Bradford	Fr.	5-5, 5.52, 43
SP	Nick Lewis	Sr.	6-5, 6.01, 58
SP	Alex Phillips	Jr.	4-3, 5.83, 38
RP	Troy Montemayor	Jr.	3-1, 2.10, 29, 12
RP	Kyle Hill	So.	3-3, 2.98, 54, 0
RP	Kyle Ott	Jr.	1-1, 4.25, 34, 0
RP	Hayden Kettler	Jr.	3-0, 3.35, 27, 0

2018		37-21	
RF	Davion Downey	Fr.	.274, 4, 33
CF	Cole Haring	Jr.	.255, 7, 32
LF	T.J. Raguse	Jr.	.324, 1, 19
3B	Davis Wendzel	So.	.310, 8, 49
SS	Nick Loftin	Fr.	.306, 6, 36
2B	Josh Bissonette	Jr.	.269, 7, 39
1B	Andy Thomas	So.	.324, 1, 34
C	Shea Langeliers	So.	.252, 11, 44
DH	Richard Cunningham	Jr.	.342, 9, 38
SP	Cody Bradford	So.	7-6, 2.51, 87
SP	Hayden Kettler	So.	8-4, 3.81, 56
SP	Tyler Thomas	Fr.	3-3, 3.38, 59
RP	Troy Montemayor	Fr.	2-1, 2.39, 24, 11
RP	Kyle Hill	Jr.	4-1, 2.62, 47, 1
RP	Drew Robertson	Sr.	1-0, 1.88, 33, 1
RP	Joe Heineman	Sr.	0-0, 1.80, 31, 0

2019		35-19	
RF	Davion Downey	So.	.243, 4, 28
CF	Richard Cunningham	Sr.	.326, 5, 31
LF	Cole Haring	Sr.	.325, 12, 44
3B	Davis Wendzel	Jr.	.367, 8, 42
SS	Nick Loftin	So.	.323, 6, 41
2B	Josh Bissonette	Sr.	.273, 4, 29
1B	Chase Wehsener	R-Fr.	.291, 0, 20
C	Shea Langeliers	Jr.	.308, 10, 42
DH	Richard Cunningham	Sr.	.326, 5, 31
SP	Jimmy Winston	R-So.	5-3, 4.30, 45
SP	Paul Dickens	Jr.	6-2, 4.41, 96
SP	Tyler Thomas	So.	1-2, 6.68, 44
RP	Kyle Hill	Sr.	6-0, 0.00, 35, 7
RP	Daniel Caruso	R-So.	2-1, 1.67, 36, 0
RP	Luke Boyd	Jr.	3-0, 2.14, 41, 0
RP	Ryan Leckich	Jr.	4-1, 2.66, 42, 0

2020		10-6	
RF	Mack Mueller	Sr.	.281, 4, 10
CF	Jared McKenzie	Fr.	.406, 0, 5
LF	Kyle Nevin	Fr.	.350, 0, 3
3B	Esteban Cardoza-Oquendo	Jr.	.240, 0, 4
SS	Nick Loftin	Jr.	.298, 2, 15
2B	Ricky Martinez	So.	.293, 1, 11
1B	Chase Wehsener	R-So.	.224, 3, 4
C	Andy Thomas	Sr.	.213, 2, 7
DH	Davion Downey	Jr.	.389, 2, 6
SP	Paul Dickens	Sr.	0-0, 3.15, 25
SP	Hayden Kettler	Sr.	3-1, 3.38, 16
SP	Evan Godwin	Fr.	1-0, 5.50, 17
RP	Luke Boyd	Jr.	1-0, 0.82, 16, 6
RP	Logan Freeman	Sr.	1-0, 0.00, 8, 1
RP	Tyler Thomas	Jr.	0-0, 0.00, 9, 0
RP	Hambleton Oliver	Fr.	1-0, 1.86, 8, 0

2021		31-20	
RF	Davion Downey	Jr.	.251, 6, 31
CF	Jared McKenzie	Fr.	.383, 10, 44
LF	Kyle Nevin	So.	.275, 1, 22
3B	Esteban Cardoza-Oquendo	Jr.	.291, 1, 25
SS	Jack Pineda	Jr.	.327, 11, 60
2B	Tre Richardson	So.	2-2, 4.79, 27
1B	Chase Wehsener	Fr.	.255, 4, 26
C	Andy Thomas	Fr.	.337, 11, 60
DH	Cade Cunningham	Fr.	.304, 3, 12
SP	Blake Helton	Fr.	4-3, 3.44, 40
SP	Hayden Kettler	Fr.	4-4, 3.92, 48
SP	Tyler Thomas	Fr.	5-2, 2.49, 66
SP	Cam Caley	Fr.	2-2, 4.79, 27
RP	Luke Boyd	Fr.	1-2, 1.27, 43, 8
RP	Jimmy Winston	Fr.	6-4, 3.44, 56, 0
RP	Hambleton Oliver	Fr.	2-0,



# ALL-TIME LINEUPS

2022	26-28
RF Kyle Nevin	.304, 8, 49
CF Jared McKenzie	.288, 11, 42
LF Alex Gonzales	.181, 0, 11
3B Esteban Cardoza-Oquendo	.224, 0, 23
SS Jack Pineda	.300, 7, 35
2B Tre Richardson	.297, 4, 35
1B Chase Wehsener	.259, 1, 30
C Harrison Caley	.276, 0, 14
DH Casen Neumann	.292, 2, 15
SP Jake Jackson	4-5, 8.48, 40
SP Tyler Thomas	4-4, 2.45, 51
SP Kobe Andrade	3-3, 5.88, 19
SP Will Rigney	2-2, 4.54, 42
RP Matt Voelker	4-7, 6.02, 37, 3
RP Hambleton Oliver	1-1, 6.26, 19, 1
RP Cam Caley	4-0, 6.68, 23, 0
RP Chandler Freeman	0-0, 7.97, 20, 1

**BATTERS:** .AVG, HR, RBI**STARTING PITCHERS:** W-L, ERA, K**RELIEF PITCHERS:** W-L, ERA, K, Sv**POSITION STARTERS:**

- lead team in starts at position
- start minimum 50 pct. of team's games

**STARTING PITCHERS:**

- top four in games started
- Min. 1 start per 6 team games

**RELIEF PITCHERS:**

- appear in min. 35 pct. of team's games
- min. 1.0 IP per team game



# YEARLY TEAM BATTING STATISTICS

YEAR	G	AVG	AB	R	H	2B	3B	HR	RBI	SLG	SB-SBA	BB	SO	HBP
1946 *	15	.284	520	126	148				99	.440				
1947 *	14	.270	473	112	128				90	.389				
1948 *	14	.297	498	120	148				92	.438				
1949 *	15	.289	483	102	140				89	.385				
1950 *	15	.233	506	75	118	13	8	5	61	.320	18	61	85	9
1951 *	15	.238	483	66	115	18	2	7	54	.327	18	91	80	10
1952 *	15													
1953 *	12													
1954 *	15	.286	486	93	139	25	6	4	78	.387	19	102	63	2
1955 *	15	.251	505	83	127	18	2	12	66	.366	15	74	97	3
1956	23	.281	830		233					.281				
1957	21	.251	574	106	144	22	6	14	95	.383	36			
1958	22													
1959	25	.247	823	127	203	50	3	15	108	.369	39	94	200	3
1960	22	.277	721	145	200	31	5	20	117	.417	38			
1961	23													
1962	24	.264	750	150	198	36	9	8		.368	38	88	86	6
1963	24	.233	808	103	188	28	7	7	91	.311	24	76	135	5
1964	25	.252	805	122	203	26	5	8	92	.327	43	93	133	9
1965	25	.271	838	158	227	37	13	10	130	.382	33	113	165	11
1966	29	.218	952	119	208	32	4	18	96	.317	40	117	208	10
1967	25	.229	455	40	104	21	3	5	33	.321	10	41	86	
1968	27	.246	746	93	184	33	7	16	75	.374	15	78	137	7
1969	27	.200	839	77	168	29	1	7	66	.262	29	117	161	8
1970	37	.246	1120	125	276	31	8	16	101	.331	41	114	208	11
1971	39	.247	1085	150	267	40	3	11	129	.319	19	126	208	11
1972	40	.248	1110	134	275	51	8	8	111	.330	31	140	200	
1973	38	.224	1018	133	225	38	2	11	107	.295	26			
1974	44	.246	1242	196	305	37	12	19	163	.341	48	186	203	
1975	44	.277	1330	241	368	65	6	29	207	.400	41	190	215	
1976	42	.269	1205	203	324	64	4	27	185	.396	67	173	152	10
1977	58	.306	1838	485	563	89	20	61	364	.476	37	337	265	
1978	51	.294	1662	346	488	94	12	50	303	.455	30-39	255	193	
1979	49	.270	1424	240	385	80	6	26	203	.390	39-48	208	143	
1980	44	.296	1370	299	405	88	12	39	259	.463	39-52	224	150	
1981	45	.276	1311	220	362	62	10	37	203	.423	39-51	174	184	
1982	47	.249	1318	193	328	49	10	31	171	.372	59-80	217	233	
1983	48	.272	1278	223	348	57	9	22	198	.383	64-105	244	205	
1984	49	.307	1491	313	458	91	22	30	282	.458	57-74	210	192	
1985	55	.317	1598	367	507	80	32	51	322	.503	49-81	244	205	
1986	62	.325	1825	454	594	103	39	49	404	.505	78-119	273	207	
1987	53	.311	1583	383	493	73	38	47	342	.495	85-111	270	180	
1988	56	.257	1678	253	432	73	14	20	209	.353	96-121	252	284	
1989	51	.303	1553	326	471	88	26	20	274	.432	88-113	204	230	
1990	52	.291	1604	328	466	69	18	34	284	.420	84-118	199	232	
1991	60	.299	1881	377	562	84	27	51	342	.453	93-123	256	287	
1992	55	.265	1670	251	443	74	18	17	214	.362	120-150	202	337	
1993	60	.298	1869	380	557	77	27	30	326	.416	100-138	275	327	33
1994	52	.291	1680	300	489	68	20	14	252	.380	128-163	243	258	29
1995	53	.263	1733	252	455	82	21	10	222	.351	69-106	239	302	28
1996	59	.315	2084	462	656	132	29	42	404	.466	73-101	267	343	55
1997	55	.318	1984	418	630	119	29	61	377	.499	78-103	260	380	35
1998	62	.319	2184	517	696	143	25	115	485	.565	100-126	290	477	49
1999	65	.324	2344	565	759	140	23	108	522	.541	146-172	310	426	52
2000	62	.286	2096	412	599	140	14	45	365	.430	109-145	283	414	71
2001	61	.301	2159	449	650	157	17	64	395	.478	50-72	229	392	45
2002	62	.314	2210	438	693	131	34	53	401	.476	68-93	225	356	50
2003	68	.326	2522	545	823	167	29	83	512	.514	44-65	254	398	63
2004	60	.299	2033	357	608	114	20	54	329	.455	57-79	207	428	47
2005	70	.269	2376	361	639	126	21	46	331	.398	71-102	215	450	61
2006	63	.284	2079	394	590	104	32	35	355	.415	88-111	256	414	62
2007	62	.293	2098	407	614	129	26	48	372	.445	58-79	246	473	50
2008	58	.285	1953	374	557	117	17	52	345	.442	52-70	270	443	48
2009	56	.299	1939	400	579	110	8	73	363	.477	39-57	198	462	50
2010	60	.304	2073	410	630	128	26	57	378	.473	70-91	255	408	39
2011	59	.265	1992	298	527	95	23	34	271	.387	79-103	254	437	38
2012	66	.309	2183	427	675	118	17	46	387	.442	96-134	296	404	86
2013	55	.266	1862	269	496	75	10	15	242	.342	69-100	210	376	69
2014	57	.232	1803	225	419	75	12	17	201	.316	52-77	176	363	60
2015	55	.255	1826	226	466	83	11	17	204	.341	64-96	175	399	28
2016	53	.274	1801	272	494	92	14	34	242	.398	14-25	165	375	46
2017	57	.295	1913	344	565	103	14	51	318	.444	23-41	233	360	42
2018	58	.287	1993	374	571	118	14	54	343	.441	34-51	248	369	51
2019	54	.310	1920	385	596	120	16	57	348	.479	42-56	210	339	67
2020	16	.278	543	82	151	28	5	15	75	.431	9-13	51	101	16
2021	51	.302	1745	364	527	91	14	48	336	.453	32-44	220	378	55
2022	54	.266	1812	329	482	89	13	39	299	.394	43-58	239	403	60
YEAR	G	AVG	AB	R	H	2B	3B	HR	RBI	SLG	SB-SBA	BB	SO	HBP

\* 1946-1955 statistics reflect conference games only

HISTORY



# YEARLY TEAM PITCHING STATISTICS

YEAR	G	W-L	PCT.	SV	CG	SHO	ERA	IP	H	R	ER	BB	SO	HBP	WP
1946 *	15	9-6	.600												
1947 *	14	9-5	.643												
1948 *	14	9-5	.643												
1949 *	15	9-6	.600												
1950 *	15	8-7	.533												
1951 *	15	6-9	.400												
1952 *	15	9-6	.600												
1953 *	12	7-5	.583												
1954 *	15	9-5-1	.633												
1955 *	15	7-8	.467												
1956	23	12-11	.522			1									
1957	21	10-11	.476			1		179.0	142	98		106	139		
1958	22	5-17	.227			0									
1959	25	12-13	.480			1	4.29	216.0	183	138	103	148	159	8	19
1960	22	15-7	.682			3	3.30	188.0	156	113	69	113	113		
1961	23	18-4-1	.804			3									
1962	24	17-7	.708			5	3.66	199.0	153	99	81	99	150		
1963	24	13-11	.542			0	3.06	209.0	197	109	71	85	143	10	
1964	25	18-7	.720		15	4	1.82	217.0	155	63	44	65	151	10	2
1965	25	18-7	.720		13	4	2.35	218.0	169	83	57	102	150	3	5
1966	28	18-10	.643		12	4	2.36	263.0	213	95	69	125	199	5	6
1967	25	8-17	.320			3									
1968	27	14-13	.519		18	4	1.70	222.0	172	87	42	83	152		
1969	27	10-17	.370		14	4	2.88	228.1	222	106	73	62	111	8	
1970	37	16-21	.432		21	3	2.76	300.1	276	125	92	114	208	11	
1971	39	17-22	.436		27	4	3.43	286.1	286	167	109	98	154	9	10
1972	40	20-20	.500	4	27	4	3.77	296.0	301	149	124	120	179	10	0
1973	38	21-17	.553	3		6	3.62	253.2	261	142	102	97	173		
1974	44	25-19	.568	8		5	3.88	341.1	329	194	147	168	196		
1975	44	25-19	.568	7		4	4.15	343.0	359	198	158	140	211		
1976	42	23-19	.548	3		4	3.49	314.1	275	171	122	166	213		
1977	58	43-15	.741	4	22	7	3.10	456.0	347	193	157	231	313	25	11
1978	51	32-19	.627	6	12	4	4.08	414.2	404	270	188	231	271		
1979	49	34-15	.694	10	12	5	3.72	374.2	315	197	155	211	251	14	
1980	44	25-19	.568	2	19	2	5.53	338.2	369	352	208	209	185	13	
1981	45	21-24	.467	1	13	0	5.20	346.0	358	264	200	207	224	23	
1982	47	25-22	.532	8	11	5	3.31	353.1	324	189	130	176	233	11	
1983	48	26-22	.542	7	15	4	4.08	361.2	375	230	164	193	249	5	
1984	49	26-23	.531	4	14	2	6.10	364.2	431	295	247	254	215	24	
1985	55	42-13	.764	12	15	7	3.53	418.0	369	205	164	197	324	15	
1986	62	40-22	.645	5	19	10	4.19	459.2	500	279	214	197	273	8	
1987	53	38-15	.717	4	13	5	4.38	408.2	408	252	199	218	334	5	
1988	56	25-31	.446	5	18	1	4.24	448.1	456	297	211	257	337	14	
1989	51	32-19	.627	6	15	2	4.90	400.1	446	258	218	224	347	15	
1990	52	33-19	.635	11	15	4	3.68	410.2	372	214	168	200	306	31	
1991	60	40-20	.667	10	11	8	3.53	499.2	474	264	196	211	370	32	
1992	55	29-26	.527	5	22	7	3.40	452.0	435	237	171	203	295	22	
1993	60	41-19	.683	17	13	1	3.72	496.1	438	256	205	266	392	28	34
1994	52	24-28	.462	3	13	2	5.64	437.0	466	350	274	263	276		34
1995	53	25-28	.472	7	8	5	5.28	452.0	536	321	265	207	297	24	23
1996	59	32-27	.542	6	14	4	6.25	504.0	577	413	350	283	384	37	51
1997	55	32-23	.582	13	4	2	5.44	486.2	550	379	294	243	433	30	44
1998	62	41-20-1	.669	10	11	2	4.58	538.0	544	347	274	238	530	15	58
1999	65	50-15	.769	8	14	5	4.29	584.2	573	328	279	218	590	20	53
2000	62	45-17	.726	21	11	6	3.66	553.0	517	271	225	219	472	30	38
2001	61	37-24	.606	13	9	5	4.02	536.2	534	293	240	237	412	38	42
2002	62	36-26	.581	16	2	0	4.73	549.2	578	365	289	215	509	36	58
2003	68	45-23	.662	18	4	3	4.49	610.0	585	381	304	268	530	64	63
2004	60	29-31	.483	11	3	5	3.89	517.2	499	298	224	210	401	36	41
2005	70	46-24	.657	19	1	1	3.23	633.1	545	288	227	262	491	45	43
2006	63	37-24	.587	18	2	3	4.13	545.0	572	306	250	217	348	54	32
2007	62	35-27	.566	15	2	1	4.64	538.2	619	343	278	200	444	54	25
2008	58	32-26	.552	16	3	3	5.24	501.1	558	344	292	223	435	61	35
2009	56	30-26	.536	10	2	2	5.29	493.0	568	361	290	224	461	50	34
2010	60	36-24	.600	20	2	0	3.95	535.1	570	298	235	192	478	57	27
2011	59	31-28	.525	12	3	2	3.91	529.1	541	281	230	198	398	53	33
2012	66	49-17	.742	19	3	5	3.08	581.1	513	237	199	185	448	56	37
2013	55	27-28	.491	10	3	5	3.99	489.0	449	252	217	204	349	58	39
2014	57	26-31	.456	22	1	3	3.88	496.2	500	275	214	196	329	50	40
2015	55	23-32	.418	13	4	3	4.71	482.0	552	294	252	208	304	41	46
2016	53	24-29	.453	14	0	1	5.08	469.2	509	308	265	249	330	24	59
2017	57	34-23	.596	13	0	6	4.52	501.2	526	287	252	254	439	32	22
2018	58	37-21	.638	13	2	7	3.24	510.2	445	222	184	226	463	32	26
2019	54	35-19	.648	7	0	6	4.03	480.0	419	239	215	241	467	37	38
2020	16	10-6	.625	7	0	2	4.32	143.2	130	80	69	62	139	18	21
2021	51	31-20	.608	11	2	6	3.96	443.2	415	237	195	200	415	53	35
2022	54	26-28	.481	11	1	3	5.84	469.2	522	342	305	240	373	56	41
YEAR	G	W-L	PCT.	SV	CG	SHO	ERA	IP	H	R	ER	BB	SO	HBP	WP

\* 1946-1955 statistics reflect conference games only







# ALL-TIME SERIES RECORDS

Opponent	All-Time	Under Thompson	First Meeting	Last Meeting	Streak	Opponent	All-Time	Under Thompson	First Meeting	Last Meeting	Streak
Abilene Christian	14-2	—	3/27/1959	3/9/2022	W3	Lubbock Christian	38-10	—	3/24/1980	3/26/1997	W4
Air Force	2-0	—	3/4/1972	3/4/1972	W2	Maryland	0-3	—	2/18/2022	2/20/2022	L3
Arizona	4-7	—	2/5/1998	6/6/2010	W1	Mary Hardin-Baylor	5-1	—	4/13/1976	2/27/2001	W4
Arizona State	5-8	—	2/16/1978	2/16/2014	L2	Maine	0-1	—	3/11/1993	3/11/1993	L1
Arkansas	39-38	—	1908	3/1/2020	W1	McMurray	2-1	—	1941	1947	L1
Arkansas-Pine Bluff	3-0	—	2/28/2017	2/18/2020	W3	McNeese State	8-8	—	4/13/1982	5/11/2016	L1
Arkansas State	0-1	—	2/17/1996	2/17/1996	L1	Memphis	12-3	—	3/2/1996	3/7/2021	W5
Auburn	1-0	—	2/27/2021	2/27/2021	W1	Mercer	0-0	—	n/a	n/a	—
Austin College	5-1	—	4/7/1911	3/5/1966	W3	Miami [Fla.]	0-1	—	6/2/1978	6/2/1978	L1
Austin Peay	3-0	—	2/21/14	2/23/14	W3	Miami [Ohio]	2-1	—	5/27/1977	5/29/1977	W2
Bradley	1-1	—	4/15/1949	4/16/1949	W1	Michigan	3-1-1	—	6/2/1978	3/11/2006	W1
Brooke Medical Center	2-1	—	1947	1947	W1	Michigan State	0-1	—	3/7/2012	3/7/2012	L1
Buffalo Bison	1-1	—	3/20/1948	1948	L1	Midwestern State	4-0	—	4/1/1980	3/17/1981	W4
Burleson College			4/4/1919	4/4/1919		Minnesota	6-3	—	3/24/1948	5/31/2009	L1
BYU	1-1	—	2/25/2009	3/7/2010	L1	Mississippi	5-1	—	2/12/1999	3/3/2017	W5
California	2-6	—	5/24/1991	3/2/2018	L3	Mississippi State	6-3	—	1925	3/10/2008	W3
Cal Poly	9-2	—	2/13/2015	3/8/2020	W2	Missouri	34-26	—	5/5/1905	2/28/2020	W4
Cal State Bakersfield	0-0	—	n/a	n/a	—	Missouri State ****	3-1	—	2/16/1996	3/28/2001	L1
Cal State Fullerton	4-9	—	2/11/2000	6/1/2018	L4	Murray State	1-0	—	5/30/2003	5/30/2003	W1
Centenary	4-2	—	5/10/1923	5/6/2003	W3	Niagara	3-0	—	2/17/2017	2/18/2017	W3
Central Michigan	5-1	—	3/17/1977	3/8/1989	W2	Nebraska	37-30-1	—	4/4/1938	2/16/2020	W2
Clemson	2-1	—	6/11/2005	6/13/2005	W2	Nevada	1-0	—	2/20/2017	2/20/2017	W1
Colorado State	1-0	—	6/17/1948	6/17/1948	W1	New Mexico State	2-2	—	4/27/2012	3/13/2016	L2
Columbia	2-1	—	3/12/2022	3/13/2022	W1	New Orleans	4-2	—	5/26/1977	3/16/2013	W2
Concordia Lutheran	2-2	—	4/23/1991	4/1/1997	W2	Nicholls State	7-2	—	4/8/1963	2/18/2001	W3
Cornell	4-0	—	3/19/1997	2/24/2019	W4	North Carolina A&T	4-0	—	4/1/2021	4/3/2021	W4
Creighton	3-1	—	3/4/1995	3/9/1999	W2	North Texas	11-0	—	3/22/1978	2/17/1988	W11
University of Dallas	2-1	—	4/13/1963	4/19/2000	W2	Northwestern	3-0	—	1931	1931	W3
Dallas Baptist	53-28	—	5/5/1979	4/5/2022	L2	Northwestern State [La.]	12-7	—	4/15/1960	2/25/2015	W3
Dallas Rebels	0-1	—	1947	1947	L1	Northwood	1-0	—	4/10/1990	4/10/1990	W1
Dallas Steers	1-0	—	1937	1937	W1	Notre Dame	3-2	—	1929	3/14/1995	W3
Daniel Baker	1-0	—	3/31/1911	3/31/1911	W1	Oklahoma	50-55	—	1936	3/27/2022	W1
Deaf and Dumb			3/11/1904	1908		Oklahoma State	44-54	—	4/20/1925	5/26/2022	L3
Duke	4-1	—	2/19/2010	2/27/2012	L1	Omaha	1-0	—	6/1/2019	6/1/2019	W1
East End Merchants	1-0	—	1947	1947	W1	Oral Roberts	25-22	—	4/21/1978	2/23/2020	L1
Eastern Illinois	1-0	—	5/28/1999	5/28/1999	W1	Oregon State	1-0	—	6/20/2005	6/20/2005	W1
East Tennessee State	5-0	—	3/13/1979	4/3/2022	W5	Pacific	3-2	—	3/10/2006	2/22/2009	W1
Emporia State [Kan.]	4-0	—	4/16/1965	3/9/1985	W4	Paul Quinn	3-0	—	5/7/1979	3/12/1980	W3
Florida	1-1	—	5/22/1998	5/27/2000	L1	Pepperdine	1-0	—	2/26/2013	2/26/2013	W1
FIU	1-0	—	3/15/2011	3/15/2011	W1	Polytechnic	2-0	—	5/10/1911	5/3/1913	W2
Fort Hood	2-1	—	4/11/1961	4/12/1963	L1	Prairie View A&M	12-0	—	4/20/2005	4/27/2021	W12
George Washington	4-0	—	3/13/1995	3/11/2018	W4	Purdue	3-0	—	2/22/2008	2/24/2008	W3
Georgia	3-2	—	2/19/2010	2/27/2011	W1	Rice	129-88-1	—	4/25/1919	3/2/2022	W1
Grand Canyon	1-3-1	—	2/17/1978	2/5/1994	T1	Richmond	0-1	—	5/21/1998	5/21/1998	L1
Hardin Simmons	25-8	—	3/14/1949	3/24/1998	W2	Sam Houston	68-48	—	3/7/1952	4/19/2022	W1
Hawaii	0-1	—	3/6/2015	3/6/2015	L1	San Diego	1-2	—	3/2/2014	3/13/2016	W1
Holy Cross	4-0	—	2/15/2019	2/17/2019	—	San Diego State	5-2	—	1/28/1993	3/4/1994	L2
Hosei [Japan]	2-0	—	2/21/1979	2/21/1979	W2	San Francisco	2-0	—	3/2/2007	3/9/2007	W2
Houston	90-69	—	1951	6/3/2017	L2	Schreiner	4-0	—	2/13/1990	3/12/1991	W4
HCU^	6-2	—	4/12/1994	2/22/2022	W2	SMU	119-49	—	1916	4/5/1980	W1
Howard Payne	1-0	—	3/29/1911	4/21/1999	W1	South Alabama	4-1	—	5/28/1993	2/26/2017	W4
Humble Oilers	0-2	—	1934	1934	L2	South Carolina	0-1	—	6/11/1977	6/11/1977	L1
Illinois	1-4	—	5/23/1998	3/9/2013	L3	Southeast Oklahoma	1-0	—	3/20/1984	3/20/1984	W1
Illinois-Chicago	4-0	—	3/1/2008	3/14/2010	W4	Southern	1-0	—	5/19/1913	5/31/2003	W1
Incarnate Word	5-0	—	4/1/2014	4/26/2022	W5	Southern California	6-2	—	6/16/1948	2/23/2003	W6
Iowa	1-0	—	3/21/1995	3/21/1995	W1	Southern Illinois	1-0	—	3/24/1966	3/24/1966	W1
Iowa State	10-4	—	3/4/1994	5/17/2001	L1	Southern Mississippi	3-1	—	3/9/1996	6/1/2003	W1
Kansas	61-23	—	1957	4/16/2022	W2	Southwestern	41-13	—	4/30/1904	4/3/1990	L1
Kansas State	53-32	—	3/28/1966	5/15/2022	L2	Stanford	1-1	—	6/6/2005	6/3/2018	L1
Katy Railroad	2-0	—	1932	1932	W2	St. Edwards	18-1-1	—	4/13/1907	3/23/1993	W2
Kearney State	6-0	—	3/11/1974	3/18/1985	W6	St. Francis [Ill.]	1-0-1	—	3/17/1980	3/17/1980	T1
Kent State	3-1	—	5/27/1993	2/21/2015	W2	St. Mary's	40-14	—	4/15/1965	3/17/1993	L1
Lamar	46-32-1	—	3/6/1967	4/18/2022	W2	Stephen F. Austin	30-0	—	3/15/1948	5/17/2022	W30
Little Rock	3-0	—	2/14/1998	2/15/1998	W3	Stony Brook	3-0	—	2/26/16	2/28/16	W3
Long Beach State	5-10	—	2/5/1999	3/5/2006	W1	Sul Ross State	6-8	—	1954	3/19/1990	W3
Louisiana *	1-1	—	3/28/1968	2/16/2003	W1	Tarleton	1-0	—	1908	5/3/2022	W1
Louisiana-Monroe **	7-3	—	4/14/1960	4/11/2012	W3	TCU	151-130	—	4/21/1904	5/25/2022	L1
LSU	4-9	—	4/15/1960	3/6/2022	W2	Temple	1-0	—	1954	1954	W1
Louisiana Tech	11-3	—	3/3/1983	3/4/2018	W8	Tennessee	1-1	—	2/12/2005	3/5/2022	L1
Loyola Marymount	2-2	—	2/14/2004	5/31/2019	L1	Texas	112-250-4	—	4/4/1903	4/24/2022	L3

HISTORY



# ALL-TIME SERIES RECORDS

Opponent	All-Time	Under Thompson	First Meeting	Last Meeting	Streak
Texas-Pan American	20-27	—	4/13/1963	3/11/1993	L2
Texas A&M	130-185-4	—	4/9/1904	2/26/2021	L4
<b>Texas A&amp;M-Corpus Christi</b>	<b>8-0</b>	—	<b>4/26/2000</b>	<b>4/30/2014</b>	<b>W8</b>
Texas Lutheran	21-7	—	1955	2/15/1994	L1
Texas Southern	12-0	—	4/28/2004	3/27/2019	W12
Texas State ***	54-27	—	3/26/1919	4/12/2022	L1
<b>Texas Tech</b>	<b>86-93</b>	—	<b>1928</b>	<b>5/1/2022</b>	<b>W1</b>
Texas Wesleyan	16-3	—	3/6/1979	5/9/2000	L1
Trinity	5-2	—	4/1/1904	3/11/1975	W1
Tulane	3-2	—	5/13/1904	6/21/2005	W1
Tulsa	0-1	—	4/3/1969	4/3/1969	L1
UAB	1-0	—	3/8/2009	3/8/2009	W1
UC Irvine	6-6	—	2/28/2003	2/17/2013	L3
UCLA	5-7	—	2/28/2009	3/4/2022	W1
UNC Wilmington	0-1	—	3/2/2014	3/2/2014	L1
UNLV	0-1	—	4/19/2011	4/19/2011	L1
Utah	0-1	—	3/5/2011	3/5/2011	L1
UT Arlington	89-35	—	2/26/1973	3/29/2022	W2
UTRGV*****	22-29	—	4/13/1963	2/22/2021	L2
<b>UTSA</b>	<b>36-8</b>	—	<b>2/23/1993</b>	<b>3/22/2022</b>	<b>W3</b>
Vanderbilt	5-3	—	2/19/1999	2/10/2007	L1
Waco Cubs	0-1	—	1933	1933	L1
Waco Dons	1-0-2	—	3/24/1938	1938	T2
Waco League			1908	4/13/1909	
Waco Navigators	0-2	—	1917	1917	L2
Waco Packers	1-0	—	1931	1931	W1
Waco Pirates	1-2	—	1917	1948	L1
Waco Redmen	1-0	—	1933	1933	W1
Wake Forest	1-0	—	3/8/1989	3/8/1989	W1
Washington	2-4	—	2/19/16	4/2/2017	W1
Washington State	2-0	—	3/10/1987	3/11/1987	W2
<b>West Virginia</b>	<b>14-14</b>	—	<b>4/5/2013</b>	<b>4/10/2022</b>	<b>L4</b>
Western Kentucky	2-1	—	3/12/1987	2/28/2010	L1
Wichita State	0-1	—	5/25/1991	5/25/1991	L1
Winthrop	2-0	—	3/6/2002	3/11/2007	W2
Wofford	2-0	—	4/5/2016	4/6/2016	W2
Wright State	1-0	—	6/2/2018	6/2/2018	W1
Xavier	3-0	—	3/12/2021	3/14/2021	W3
<b>Youngstown State</b>	<b>0-0</b>	—	<b>n/a</b>	<b>n/a</b>	<b>--</b>

Bold indicates 2023 opponents

\* Formerly Southwestern Louisiana

\*\* Formerly Northeast Louisiana

\*\*\* Formerly Southwest Texas

\*\*\*\* Formerly Southwest Missouri State

\*\*\*\*\* Formerly Texas-Pan American

^ Formerly Houston Baptist



# INDIVIDUAL BATTING RECORDS

## GAMES

### ALL GAMES

Season:	70, Josh Ford (2005)
	70, Michael Griffin (2005)
	70, Kevin Russo (2005)
	70, Paul Witt (2005)
Freshman:	62, Beamer Weems (2006)
Sophomore:	68, Josh Ford (2003)
	68, Michael Griffin (2003)
Junior:	70, Kevin Russo (2005)
Senior:	70, Josh Ford (2005)
	70, Michael Griffin (2005)
	70, Paul Witt (2005)
Career:	259, Michael Griffin (2002-05)

### BIG 12 GAMES

Season:	30, six times
Career:	110, Matt Williams (1998-01)

## BATTING AVERAGE

### ALL GAMES

Season:	
min. 50 at bats:	.519 [27-for-52], Mickey Sullivan (1954)
min. 150 at bats:	.417 [93-for-223], Steve Macko (1977)
min. 250 at bats:	.413 [121-for-293], David Murphy (2003)
Season, Class (min. 2.5 at bats per team game):	
Freshman:	.383 [82-for-214], Jared McKenzie (2021)
Sophomore:	.376 [82-for-218], James Blair (1997)
Junior:	.413 [121-for-293], David Murphy (2001)
Senior:	.429 [27-for-63], Jerry Mallett (1957)
Career:	
min. 300 at bats:	.370 [128-for-346], Steve Macko (1976-77)
min. 500 at bats:	.368 [318-for-864], Marty Crawford (1993-96)

### BIG 12 GAMES

Season:	
min. 75 at bats:	.421 [40-for-95], Zach Dillon (2006)
min. 100 at bats:	.417 [58-for-138], Eric Nelson (1997)
Career:	
min. 120 at bats:	.386 [147-for-381], Eric Nelson (1997-99)

## RUNS

### ALL GAMES

Game:	6, Burl Coker vs. SMU (3/5/1978)
Season:	94, Chris Durbin (2003)
Freshman:	68, Jon Topolski (1996)
Sophomore:	69, Jon Topolski (1997)
Junior:	84, David Murphy (2003)
Senior:	94, Chris Durbin (2003)
Career:	285, Jon Topolski (1996-99)

### BIG 12 GAMES

Game:	5, Jon Topolski at Nebraska (3/8/1997)
	5, Jon Topolski at Missouri (4/12/1998)
	5, Tre Richardson at Oklahoma (3/27/2022)
Season:	41, Jon Topolski (1997)
Career:	100, Jon Topolski (1997-99)

## HITS

### ALL GAMES

Game:	6, Michael Griffin at Arizona (2/9/2003)
Season:	121, David Murphy (2003)
Freshman:	82, Jared McKenzie (2021)
	82, Marty Crawford (1993)
Sophomore:	103, Michael Griffin (2003)
Junior:	121, David Murphy (2003)
Senior:	102, Eric Nelson (1999)
Career:	333, Jon Topolski (1996-99)

### BIG 12 GAMES

Game:	5, Jon Topolski at Nebraska (3/8/1997)
	5, Chad Polk at Nebraska (3/9/1997)
	5, Jeremy Dodson vs. Oklahoma (5/3/1997)
	5, Matt Williams at Iowa State (5/16/1999)
	5, Trey Webb at Kansas State (4/26/2002)
	5, Chris Durbin at Oklahoma State (4/12/2003)
	5, Beamer Weems vs. Texas Tech (3/25/2007)
	5, Josh Ludy at Kansas State (4/15/2012)
	5, Adam Toth vs. Kansas (4/27/2014)
	5, Adam Toth at Oklahoma (5/4/2014)
	5, Kyle Nevin vs. Texas Tech (5/1/2022)
Season:	58, Eric Nelson (1997)
Career:	147, Eric Nelson (1997-99)

## AT BATS

### ALL GAMES

Game:	* 10, Jaime Bubela at Houston [22 inn.] (2/21/1999)
Season:	294, Michael Griffin (2003, 2005)
Freshman:	232, Jon Topolski (1996)
Sophomore:	294, Michael Griffin (2003)
Junior:	293, David Murphy (2003)
Senior:	294, Michael Griffin (2005)
Career:	** 1,076, Michael Griffin (2002-05)

### BIG 12 GAMES

Game:	7, Kevin Russo vs. Texas [13 inn.] (4/13/2006)
	7, Matt Czimsky vs. Texas [13 inn.] (4/13/2006)
	7, Cal Towey vs. Kansas State [13 inn.] (3/29/2013)
	7, Grayson Porter vs. TCU [15 inn.] (4/20/2013)
	7, Nick Loftin vs. Kansas State (4/27/2018)
	7, Jack Pineda vs. TCU (3/19/2022)
Season:	139, Eric Nelson (1997)
Career:	450, Michael Griffin (2002-05)

\* - All-Time Record NCAA Division I

\*\* - Second All-Time NCAA Division I

## DOUBLES

### ALL GAMES

Game:	* 5, Jeremy Dodson vs. Hardin Simmons (3/24/1998)
Season:	26, Michael Griffin (2003)
Freshman:	18, Matt Williams (1998)
Sophomore:	26, Michael Griffin (2003)
Junior:	25, Chris Durbin (2002)
	25, Logan Vick (2012)
Senior:	24, Marty Crawford (1996)
Career:	79, Chris Durbin (2000-03)

### BIG 12 GAMES

Game:	3, Matt Williams vs. Iowa State (3/29/1998)
	3, Matt Williams at Kansas (3/23/2001)
	3, Ross Bennett vs. Texas A&M (4/20/2002)
	3, Reid Brees vs. Oklahoma State (4/11/2004)
	3, Ben Booker at Texas Tech (5/17/2008)
	3, Kyle Nevin vs. Texas Tech (5/1/2022)
Season:	14, Reid Brees (2004)
Career:	34, Chris Durbin (2000-03)

\* - All-Time Record NCAA Division I

## TRIPLES

### ALL GAMES

Game:	2, Fritz Connally vs. Paul Quinn (3/12/1980)
	2, Brad Douglas vs. Southwestern (2/19/1986)
	2, Mike Robinson at Rice (3/23/1991)
	2, Jon Topolski vs. Sam Houston State (4/17/1996)
	2, Jon Topolski vs. Houston (4/7/1998)
	2, Chris Durbin vs. Oklahoma State (4/6/2002)
	2, Beamer Weems vs. Texas Southern (3/20/2007)
Season:	11, Jon Topolski (1998)
Freshman:	6, Jon Topolski (1996)
Sophomore:	8, Michael Griffin (2003)
Junior:	11, Jon Topolski (1998)
Senior:	10, Kyle Todd (1985)
	10, Tony Huey (1987)
	10, Seth Fortenberry (2006)
Career:	25, Jon Topolski (1996-99)

### BIG 12 GAMES

Game:	2, Chris Durbin vs. Oklahoma State (4/6/2002)
Season:	5, Jon Topolski (1998)
Career:	10, Jon Topolski (1997-99)

## HOME RUNS

### ALL GAMES

Game:	3, Shea Langeliers vs. Omaha (6/1/2019)
	3, Jon Topolski vs. Hardin Simmons (3/24/1998)
	3, Charlie Carter vs. UTSA (4/1/1998)
	3, Jon Topolski vs. Missouri (4/12/1998)
	3, Eric Nelson at Kansas (4/3/1999)
	3, Aaron Miller vs. Illinois (2/29/2008)
	3, Shaver Hansen at Kansas (4/5/2009)
	3, Josh Ludy at Kansas State (4/15/2012)
	3, Aaron Dodson at Texas Tech (4/9/2017)
Season:	21, Charley Carter (1998)
Freshman:	11, Max Muncy (2010)
Sophomore:	19, Matt Williams (1999)
Junior:	19, Jon Topolski (1998)
Senior:	21, Charley Carter (1998)
Career:	50, Jon Topolski (1996-99)

### BIG 12 GAMES

Game:	3, Jon Topolski at Missouri (4/12/1998)
	3, Eric Nelson at Kansas (4/3/1999)
	3, Shaver Hansen at Kansas (4/5/2009)
	3, Josh Ludy at Kansas State (4/15/2012)
	3, Aaron Dodson at Texas Tech (4/9/2017)
Season:	10, Charley Carter (1998)
Career:	24, Jon Topolski (1997-99)

## RUNS BATTED IN

### ALL GAMES

Game:	11, Shea Langeliers vs. Omaha (6/1/2019)
Season:	86, Charley Carter (1998)
Freshman:	53, Max Muncy (2010)
Sophomore:	76, Michael Griffin (2003)
Junior:	69, Kelly Shoppach (2001)
Senior:	86, Charley Carter (1998)
Career:	204, Eric Nelson (1996-99)

### BIG 12 GAMES

Game:	7, Jon Topolski at Missouri (4/12/1998)
	7, Jason Jennings at Oklahoma State (3/7/1999)
	7, Kyle Reynolds at Oklahoma (3/27/2004)
	7, Josh Ludy at Kansas State (4/15/2012)
Season:	33, James Blair (1997)
	33, Charley Carter (1998)
Career:	82, Eric Nelson (1997-98)

# INDIVIDUAL BATTING RECORDS

## EXTRA-BASE HITS

### ALL GAMES

Game:	5, Jeremy Dodson vs. Hardin Simmons (3/24/1998)
	5, Jon Topolski vs. Hardin Simmons (3/24/1998)
Season:	47, Charley Carter (1998)
Freshman:	29, Logan Vick (2010)
Sophomore:	45, Michael Griffin (2003)
Junior:	37, Jon Topolski (1998)
Senior:	47, Charley Carter (1998)
Career:	130, Chris Durbin (2000-03)

### BIG 12 GAMES

Game:	4, Jon Topolski at Missouri (4/12/1998)
	4, Eric Nelson vs. Kansas State (2/26/1999)
	4, Matt Williams at Kansas (3/21/2001)
Season:	23, Eric Nelson (1999)
Career:	60, Chris Durbin (2000-03)

## TOTAL BASES

### ALL GAMES

Game:	16, Jon Topolski vs. Hardin-Simmons (3/24/1998)
Season:	190, Charley Carter (1998)
Freshman:	134, Jared McKenzie (2021)
Sophomore:	178, Michael Griffin (2003)
Junior:	180, David Murphy (2003)
Senior:	190, Charley Carter (1998)
Career:	574, Jon Topolski (1996-99)

### BIG 12 GAMES

Game:	15, Jon Topolski at Missouri (4/12/1998)
Season:	90, Eric Nelson (1999)
Career:	243, Eric Nelson (1997-99)
	243, Chris Durbin (2000-03)

## SLUGGING PERCENTAGE

### ALL GAMES

Season:	.772, Charley Carter (1998)
Season, Class (min. 2.5 at bats per team game):	
Freshman:	.626, Jared McKenzie (2021)
Sophomore:	.710, Jeremy Dodson (1997)
Junior:	.696, Mike Malinak (1986)
Senior:	.772, Charley Carter (1998)
Career:	.615, Jason Jennings (1997-99)

### BIG 12 GAMES

Season:	.744, Eric Nelson (1997)
Career:	.639, Jon Topolski (1997-99)

## WALKS

### ALL GAMES

Game:	5, Shane Nolen at TCU (4/29/1978)
Season:	59, Logan Vick (2010)
Freshman:	59, Logan Vick (2010)
Sophomore:	46, Luke Prestridge (1977)
Junior:	49, Jeremy Dodson (1998)
	49, Jon Topolski (1998)
Senior:	55, Jon Topolski (1999)
Career:	185, Jon Topolski (1996-99)

### BIG 12 GAMES

Game:	4, Beamer Weems vs. Texas [13 inn.] (4/13/2006)
	4, Antonio Valdez vs. Texas Tech (5/1/2022)
Season:	25, Jon Topolski (1997)
Career:	62, Jon Topolski (1997-99)

## HIT BY PITCH

### ALL GAMES

Game:	3, Jason Marshall vs. Texas Lutheran (2/12/1993)
	3, Michael Griffin vs. Vanderbilt (3/12/2004)
	3, Nathan Orf at TCU (3/6/2012)
	3, Nathan Orf vs. Texas Tech (3/18/2012)
	3, Steve DalPorto at Texas Tech (5/18/2013)
	3, Richard Cunningham vs. Wofford (4/5/2016)
Season:	35, Nathan Orf (2012)
Freshman:	14, Jared McKenzie (2021)
Sophomore:	16, Kelly Shoppach (2000)
Junior:	35, Nathan Orf (2012)
Senior:	16, Josh Ford (2005)
Career:	48, Nathan Orf (2012-13)

### BIG 12 GAMES

Game:	3, Nathan Orf vs. Texas Tech (3/18/2012)
	3, Steve DalPorto at Texas Tech (5/18/2013)
Season:	18, Matt Williams (2000)
Career:	30, Matt Williams (2000-03)

## STRIKEOUTS

### ALL GAMES

Game:	5, Matt Williams at Texas (3/14/1998)
Season:	64, Jared McKenzie (2022)
Freshman:	58, Shaver Hansen (2007)
Sophomore:	64, Jared McKenzie (2022)
Junior:	63, Cal Towey (2012)
Senior:	58, Paul Witt (2005)
Career:	203, Matt Williams (1998-01)

### BIG 12 GAMES

Game:	5, Matt Williams at Texas (3/14/1998)
Season:	32, Preston Underdown (1998)
	32, Shaver Hansen (2009)
Career:	97, Preston Underdown (1997-00)

## ON-BASE PERCENTAGE

### ALL GAMES

Season:	.496, Zach Dillon (2006)
Season, Class (min. 3.1 plate appearances per team game):	
Freshman:	.473, Logan Vick (2010)
Sophomore:	.459, James Blair (1997)
Junior:	.493, Jason Jennings (1999)
Senior:	.496, Zach Dillon (2006)

### BIG 12 GAMES

Season:	.504, Zach Dillon (2006)
Career:	.464, Davis Wendzel (2017-19)

## TOTAL SACRIFICES

### ALL GAMES

Season:	17, Beamer Weems (2006)
Freshman:	17, Beamer Weems (2006)
Sophomore:	16, Steve DalPorto (2011)
Junior:	16, Cal Towey (2012)
Senior:	14, Landis Ware (2011)
Career:	33, Landis Ware (2008-11)

### BIG 12 GAMES

Game:	2, 15 times
	Last: Lawton Langford vs. Kansas State (5/24/2013)
Season:	11, Steve DalPorto (2011)
Career:	18, Landis Ware (2008-11)

## STOLEN BASES

### ALL GAMES

Game:	4, Trent Weaver vs. St. Mary's (2/21/1999)
	4, Mike Robinson vs. Southwestern (4/9/1991)
	4, Jaime Bubela vs. Kansas State (2/27/1999)
	4, Anthony Hensley vs. Texas (4/21/2000)
Season:	40, Mike Robison (1991)
Freshman:	24, Mike Robinson (1988)
Sophomore:	26, Jack Stubbs (1992)
Junior:	36, Brooks Pinckard (2011)
Senior:	40, Mike Robinson (1991)
Career:	115, Mike Robison (1988-91)

### BIG 12 GAMES

Game:	4, Jaime Bubela vs. Kansas State (2/27/1999)
	4, Anthony Hensley vs. Texas (4/21/2000)
Season:	14, Anthony Hensley (2000)
Career:	26, Eric Nelson (1997-99)

## HITTING STREAKS

### ALL GAMES

Season:	30, James Blair (1997)
Freshman:	16, Michael Griffin (2002)
Sophomore:	18, Jason Jennings (1998)
Junior:	30, James Blair (1997)
Senior:	23, Richard Cunningham (2019)
Multiple-Season:	31, James Blair (1997-98)

### BIG 12 GAMES

Season:	21, Richard Cunningham (2019)
	19, James Blair (1997)
	19, David Murphy (2003)
Multiple-Season:	23, James Blair (1997-98)



# INDIVIDUAL PITCHING RECORDS

## EARNED RUN AVERAGE

### ALL GAMES

Season:  
 min. 45 innings: 1.05 [10 ER, 84.0 IP], John Bevil (1968)  
 min. 100 innings: 1.82 [25 ER, 123.1 IP], Chad Hawkins (2000)  
 aluminum-bat era: 1.64 [16 ER, 87.2 IP], Burl Coker (1978)  
 Season, Class (min. 45.0 innings):  
 Freshman: 2.90, Jason Jennings (1997)  
 Sophomore: 1.50, Jim Rath (1966)  
 Junior: 1.36, David Dories (1970)  
 Senior: 1.05, John Bevil (1968)  
 Career:  
 min. 90.0 innings: 2.00 [23 ER, 97.0 IP], Bill Duncan (1968-70)  
 min. 150.0 innings: 2.44 [51 ER, 188.0 IP], Pat Combs (1987-88)  
 min. 250.0 innings: 2.81 [97 ER, 311.0 IP], Burl Coker (1975-78)

### BIG 12 GAMES

Season:  
 \* Starters: 1.92 [12 ER, 56.1 IP], Josh Turley (2012)  
 \*\* Relievers: 0.00 [0 ER, 10.2 IP], Jake Weghorst (2006)  
 0.00 [0 ER, 29.1 IP], Kyle Hill (2019)  
 0.00 [0 ER, 9.1 IP], Logan Freeman (2020)  
 \*\*\* Relievers: 0.86 [2 ER, 21.0 IP], Jeff Mandel (2005)  
 Career (min. 30.0 innings): 2.05, Troy Montemayor (2015-18)

\* - min. 5 starts and 4.0 innings per start  
 \*\* - min. 8 relief appearances and 1.0 innings per relief appearance  
 \*\*\* - min. 8 relief appearances and 2.0 innings per relief appearance

## APPEARANCES

### ALL GAMES

Season: 36, Ryan LaMotta (2005)  
 36, Abe Woody (2005)  
 Freshman: 30, Ryan LaMotta (2003)  
 Sophomore: 29, Ryan LaMotta (2004)  
 29, Max Garner (2011)  
 Junior: 36, Ryan LaMotta (2005)  
 36, Abe Woody (2005)  
 Senior: 35, Kyle Edens (2002)  
 Career: 111, Zane Carlson (2000-04)  
 111, Ryan LaMotta (2003-06)

### BIG 12 GAMES

Season: 17, Kyle Edens (2002)  
 Career: 49, Zane Carlson (2000-04)

## GAMES STARTED

### ALL GAMES

Season: 20, Mark McCormick (2005)  
 Freshman: 16, Aaron Lineweaver (1993)  
 Sophomore: 19, Cory VanAllen (2005)  
 Junior: 20, Mark McCormick (2005)  
 Senior: 19, Steven White (2003)  
 Career: 59, Steven White (2000-03)

### BIG 12 GAMES

Season: 10, five times  
 Career: 28, Steve White (2000-03)

## RELIEF APPEARANCES

### ALL GAMES

Season: 35, Kyle Edens (2002)  
 Freshman: 27, Jason Jennings (1997)  
 27, Ryan LaMotta (2003)  
 30, Kyle Hill (2017)  
 Sophomore: 36, Ryan LaMotta (2005)  
 36, Abe Woody (2005)  
 Junior: 35, Kyle Edens (2002)  
 Senior: 111, Zane Carlson (2000-04)  
 Career:

### BIG 12 GAMES

Season: 17, Kyle Edens (2002)  
 Career: 48, Zane Carlson (2000-04)

## WINS

### ALL GAMES

Season: 13, Kip Wells (1998)  
 13, Jason Jennings (1999)  
 10, Sammy Bickham (1977)  
 Freshman: 11, Jason Jennings (1998)  
 13, Kip Wells (1998)  
 Sophomore: 13, Jason Jennings (1999)  
 Senior: 12, Jon Perlman (1979)  
 Career: 28, Burl Coker (1975-78)  
 28, Steven White (2000-03)

### BIG 12 GAMES

Season: 9, Jason Jennings (1999)  
 Career: 17, Jason Jennings (1997-99)

## WINS IN RELIEF

### ALL GAMES (Since 1968)

Season: 10, Abe Woody (2005)  
 Freshman: 6, Ryan LaMotta (2003)  
 6, Abe Woody (2003)  
 Sophomore: 5, Abe Woody (2004)  
 Junior: 10, Abe Woody (2005)  
 Senior: 6, Jimmy Wiston (2021)  
 6, Crayton Bare (2013)  
 Career: 21, Abe Woody (2003-05)

### BIG 12 GAMES

Season: 5, Brett Bergman (1997)  
 5, Crayton Bare (2013)  
 Career: 9, Abe Woody (2003-05)

## LOSSES

### ALL GAMES

Season: 8, Jerry Arnold (1981)  
 8, Jeff Mandel (2007)  
 Freshman: 6, Kip Wells (1996)  
 Sophomore: 6, Ted Richardson (1966)  
 6, Jason Rathburn (1992)  
 6, Aaron Lineweaver (1994)  
 Junior: 6, Zane Carlson (2001)  
 6, Kendal Volz (2008)  
 Senior: 8, Jerry Arnold (1981)  
 8, Jeff Mandel (2007)  
 Career: 19, Jerry Arnold (1979-82)

### BIG 12 GAMES

Season: 6, Kendal Volz (2009)  
 Career: 13, Kendal Volz (2007-09)

## WINNING PERCENTAGE

### ALL GAMES

Season: min. 7 decisions: 1.000 [7-0], Ted Richardson (1985)  
 min. 10 decisions: .917 [11-1], Trent Blank (2012)  
 Season, Class (min. 7 decisions):  
 Freshman: 1.000 [7-0], Ted Richardson (1985)  
 Sophomore: .900 [9-1], Pat Combs (1987)  
 Junior: .900 [9-1], Josh Turley (2012)  
 Senior: .917 [11-1], Trent Blank (2012)  
 Career:  
 min. 15 decisions: .857 [18-3], Kyle Evans (1998-00)  
 min. 25 decisions: .840 [21-4], Abe Woody (2003-05)

### BIG 12 GAMES

Season (min. 4 decisions): 1.000, Brett Bergman [5-0] (1997)  
 1.000, Jason Jennings [9-0] (1999)  
 1.000, Justin Taylor [4-0] (2000)  
 1.000, Josh Turley [6-0] (2012)  
 Career (min. 7 decisions): .889 [8-1], Kyle Evans (1998-00)

## SAVES

### ALL GAMES

Season: 21, Josh Michalec (2014)  
 Freshman: 15, Zane Carlson (2000)  
 Sophomore: 14, Troy Montemayor (2016)  
 Junior: 12, Troy Montemayor (2017)  
 Senior: 21, Josh Michalec (2014)  
 Career: 37, Zane Carlson (2000-04)

### BIG 12 GAMES

Season: 10, Zane Carlson (2000)  
 Career: 17, Zane Carlson (2000-04)

## COMPLETE GAMES

### ALL GAMES

Season: 12, Brian Carpenter (1992)  
 Freshman: 5, Aaron Lineweaver (1993)  
 Sophomore: 7, Scott Ruffcorn (1990)  
 Junior: 12, Brian Carpenter (1992)  
 Senior: 10, Blaine Beatty (1986)  
 Career: 19, Ricky Dusek (1968-70)

### BIG 12 GAMES

Season: 6, Jason Jennings (1999)  
 6, Chad Hawkins (2000)  
 Career: 10, Jason Jennings (1997-99)

# INDIVIDUAL PITCHING RECORDS

## SHUTOUTS

### ALL GAMES

Season:	3, David Elsbernd (1992)
	3, Jason Jennings (1999)
Career:	3, Ted Richardson (1985-88)
	3, Lee Price (1989-91)
	3, David Elsbernd (1992)
	3, Jason Jennings (1997-99)

### BIG 12 GAMES

Season:	2, Kyle Evans (2000)
	2, Shawn Tolleson (2008)
Career:	2, Kyle Evans (1998-00)
	2, Shawn Tolleson (2008-10)

## INNINGS

### ALL GAMES

Game:	16.0, Bill Duncan at Houston (3/13/1970)
Season:	146.2, Jason Jennings (1999)
Freshman:	104.2, Aaron Lineweaver (1993)
Sophomore:	117.0, Jason Jennings (1998)
Junior:	146.2, Jason Jennings (1999)
Senior:	129.0, Steven White (2003)
Career:	368.1, Steven White (2000-03)

### BIG 12 GAMES

Game:	9.0, 35 times
	last: Josh Turley at Kansas State (4/13/12)
Season:	79.1, Chad Hawkins (2000)
Career:	186.0, Steven White (2000-03)

## HITS ALLOWED

### ALL GAMES

Game:	14, Bruce Aguilar at Arkansas (4/14/1989)
Season:	123, Jason Jennings (1998)
	123, Steven White (2003)
Freshman:	90, Kip Wells (1996)
Sophomore:	123, Jason Jennings (1998)
Junior:	121, Kip Wells (1998)
Senior:	123, Steven White (2003)
Career:	364, Steven White (2000-03)

### BIG 12 GAMES

Game:	13, Steven White vs. Texas Tech (5/11/2001)
	13, Tim Matthews at Texas Tech (4/2/2006)
Season:	80, Jason Jennings (1998)
Career:	179, Steven White (2000-03)
	179, Kendal Volz (2007-09)

## FEWEST HITS ALLOWED PER 9.0 INNINGS

### ALL GAMES (Since 1968)

Season:	
Starters:	4.91, Sammy Bickham (1977)
Relievers:	5.82, Zane Carlson (2000)
Career (min. 90.0 innings):	6.83, Abe Woody (2003-05)

### BIG 12 GAMES

Season:	
Starters:	5.43, Mark McCormick (2005)
Relievers:	3.18, Troy Montemayor (2016)
Career (min. 30.0 innings):	7.03, Mark McCormick (2003-05)

## RUNS ALLOWED

### ALL GAMES

Game:	14, Kris Lambert vs. Rice (4/8/1995)
Season:	83, Jason Jennings (1998)
Freshman:	66, Kip Wells (1996)
Sophomore:	83, Jason Jennings (1998)
Junior:	70, Jared Theodorakos (2002)
Senior:	73, Brett Bergman (1998)
Career:	215, Steven White (2000-03)

### BIG 12 GAMES

Game:	11, Brett Bergman at Oklahoma (2/28/1998)
	11, Jared Theodorakos at Kansas State (4/26/2002)
Season:	61, Kip Wells (1997)
Career:	118, Steven White (2000-03)

## EARNED RUNS ALLOWED

### ALL GAMES

Game:	11, Kris Lambert vs. Rice (4/8/1995)
	11, Tim Peters at Texas Tech (5/13/1995)
Season:	66, Jason Jennings (1998)
Freshman:	55, Kip Wells (1996)
Sophomore:	66, Jason Jennings (1998)
Junior:	53, Jared Theodorakos (2002)
	53, Randall Linebaugh (2007)
Senior:	59, Brett Bergman (1998)
	59, Steven White (2003)
Career:	177, Steven White (2000-03)

### BIG 12 GAMES

Game:	10, four times
	last: Jake Jackson at Texas (4/22/2022)
Season:	42, Jason Jennings (1998)
Career:	97, Steven White (2000-03)

## WALKS

### ALL GAMES

Game:	10, Jaime Cocanower at TCU (4/29/1978)
Season:	76, Jaime Cocanower (1978)
Freshman:	68, Sammy Bickham (1977)
Sophomore:	61, Steven White (2001)
Junior:	66, Mark McCormick (2005)
Senior:	76, Jaime Cocanower (1978)
Career:	185, Steven White (2000-03)

### BIG 12 GAMES

Game:	8, Jason Jennings at Oklahoma (2/28/1998)
	8, Cory VanAllen at Missouri (4/29/2006)
Season:	41, Steven White (2001)
Career:	103, Steven White (2000-03)

## FEWEST WALKS ALLOWED PER 9.0 INNINGS

### ALL GAMES (Since 1968)

Season:	
Starters:	0.60, Dillon Newman (2013)
Relievers:	1.58, Tim Matthews (2008)
Career (min. 90.0 innings):	1.42, Rick Dusek (1968-70)

### BIG 12 GAMES

Season:	
Starters:	0.50, Dillon Newman (2013)
Relievers:	2.28, Zane Carlson (2003)
Career (min. 30.0 innings):	1.76, Josh Turley (2010-2012)

## STRIKEOUTS

### ALL GAMES

Game:	16, Pat Combs at Texas Tech (4/29/1988)
Season:	172, Jason Jennings (1999)
Freshman:	82, Aaron Lineweaver (1993)
Sophomore:	126, Jason Jennings (1998)
Junior:	172, Jason Jennings (1999)
Senior:	130, Steven White (2003)
Career:	377, Jason Jennings (1997-99)

### BIG 12 GAMES

Game:	14, Jason Jennings vs. Texas A&M (5/2/1998)
	14, Jason Jennings at Kansas (4/2/1999)
Season:	91, Jason Jennings (1999)
Career:	213, Jason Jennings (1997-99)

## STRIKEOUTS IN RELIEF

### ALL GAMES (Since 1968)

Game:	10, Craig Fritsch vs. Sam Houston State (4/30/2008)
	10, Logan Verrett vs. Texas A&M (3/16/2009)
	10, Aaron Miller vs. Missouri (4/11/2009)
Season:	82, Ryan LaMotta (2005)
Freshman:	79, Jason Jennings (1997)
Sophomore:	55, Ryan LaMotta (2004)
Junior:	82, Ryan LaMotta (2005)
Senior:	58, Kyle Edens (2002)
Career:	223, Zane Carlson (2000-04)

### BIG 12 GAMES

Game:	10, Logan Verrett vs. Texas A&M (3/16/2009)
	10, Aaron Miller vs. Missouri (4/11/2009)
Season:	46, Jason Jennings (1997)
Career:	89, Zane Carlson (2000-04)

## STRIKEOUTS PER 9.0 INNINGS

### ALL GAMES (Since 1968)

Season:	
Starters:	10.83, Kendal Volz (2008)
Relievers:	14.31, Jason Jennings (1997)
Career (min. 90.0 innings):	10.83, Jason Jennings (1997-99)

### BIG 12 GAMES

Season:	
Starters:	11.77, Kendal Volz (2008)
Relievers:	13.49, Jason Jennings (1997)
Career (min. 30.0 innings):	10.79, Jason Jennings (1997-99)

## STRIKEOUT-TO-WALK RATIO

### ALL GAMES

Season:	
Starters:	10.40, Dillon Newman (2013)
Relievers:	5.80, Kyle Edens (2002)
Career (min. 90.0 innings):	3.58, Rick Dusek (1968-70)

### BIG 12 GAMES

Season:	
Starters:	13.00, Dillon Newman (2013)
Relievers:	5.14, Ryan LaMotta (2005)
Career (min. 30.0 innings):	2.88, Jason Jennings (1997-99)



# INDIVIDUAL PITCHING RECORDS

## WALKS PLUS HITS PER INNING PITCHED (WHIP)

### ALL GAMES (Since 1968)

Season:  
 Starters: 0.946, Burl Coker (1998)  
 Relievers: 0.935, Abe Woody (2005)  
 Career (min. 90.0 innings): 1.027, Abe Woody (2003-05)

### BIG 12 GAMES

Season:  
 Starters: 0.960, Dillon Newman (2013)  
 Relievers: 0.818, Troy Montemayor (2017)  
 Career (min. 30.0 innings): 1.215, Chad Hawkins (1999-00)

## WILD PITCHES

### ALL GAMES

Game: 4, Brett Bergman at Missouri (4/10/1998)  
 Season: 15, Jason Jennings (1998)  
 Freshman: 10, Kip Wells (1996)  
 Sophomore: 15, Jason Jennings (1998)  
 Junior: 14, Chad Hawkins (1999)  
 Senior: 12, Brett Bergman (1998)  
 Career: 34, Steven White (2000-03)

### BIG 12 GAMES

Game: 4, Brett Bergman at Missouri (4/10/1998)  
 Season: 8, Kris Lambert (1997)  
 8, Kyle Edens (2002)  
 Career: 16, Zane Carlson (2000-04)

## HIT BATSMEN

### ALL GAMES

Game: 5, Steven White vs. Long Beach State (3/7/2003)  
 Season: 20, Steven White (2003)  
 Freshman: 16, Shawn Tolleson (2008)  
 Sophomore: 10, Jared Theodorakos (2001)  
 Junior: 14, Glenn Nevill (1990)  
 14, Max Garner, (2012)  
 Senior: 20, Steven White (2003)  
 Career: 35, Shawn Tolleson (2008-10)

### BIG 12 GAMES

Game: 4, Kendal Volz at Texas A&M (3/14/09)  
 Season: 9, Abe Woody (2003)  
 Career: 24, Shawn Tolleson (2008-10)

# INDIVIDUAL FIELDING RECORDS

## TOTAL CHANCES

### ALL GAMES

Game: 28, Matt Williams at Houston [22 inn.] (2/21/1999)  
 Season: 625, Max Muncy (2012)  
 Freshman: 582, Max Muncy (2010)  
 Sophomore: 563, Max Muncy (2011)  
 Junior: 625, Max Muncy (2012)  
 Senior: 575, Charley Carter (1998)  
 Career: 1,770, Max Muncy (2010-12)

### BIG 12 GAMES

Game: 19, Steve DalPorto vs. Kansas State (3/29/2013)  
 Season: 290, Mike Huggins (2000)  
 Career: 779, Mike Huggins (2000-02)

## PUTOUTS

### ALL GAMES

Game: 25, Matt Williams at Houston [22 inn.] (2/21/1999)  
 Season: 566, Kyle Reynolds (2005)  
 Freshman: 541, Max Muncy (2010)  
 Sophomore: 527, Max Muncy (2011)  
 Junior: 588, Max Muncy (2012)  
 Senior: 538, Charley Carter (1998)  
 Career: 1,656, Max Muncy (2010-12)

### BIG 12 GAMES

Game: 19, Steve DalPorto vs. Kansas State (3/29/2013)  
 Season: 271, Mike Huggins (2000)  
 Career: 721, Mike Huggins (2000-02)

## ASSISTS

### ALL GAMES

Game: 10, Joe Wharton at Texas State (3/9/1993)  
 10, Raynor Campbell vs. Pacific (2/22/2009)  
 Season: 218, Paul Witt (2005)  
 Freshman: 168, Mike Bohny (1991)  
 Sophomore: 182, Trey Webb (2002)  
 Junior: 175, Jake Miller (2012)  
 Senior: 218, Paul Witt (2005)  
 Career: 566, Mike Bohny (1991-94)

### BIG 12 GAMES

Game: 9, Paul Witt vs. Texas Tech (3/16/2003)  
 9, Jake Miller at Oklahoma State (3/23/2013)  
 Season: 97, Jace Brewer (2000)  
 Career: 233, Eric Nelson (1997-99)

## ERRORS

### ALL GAMES

Game: 6, Bobby Stotts at Texas A&M (1950)  
 Season: 30, Brent Shepherd (1994)  
 Freshman: 25, Steve Klifas (1988)  
 Sophomore: 22, Trey Webb (2002)  
 Junior: 26, Mark Saccomanno (2001)  
 Senior: 30, Brent Shepherd (1994)  
 Career: 65, Mike Bohny (1991-94)

### BIG 12 GAMES

Game: 5, Paul Witt at Texas A&M (3/30/2003)  
 Season: 17, Mark Saccomanno (2001)  
 Career: 28, Preston Underdown (1997-00)  
 28, Michael Griffin (2002-05)

# BATTING LEADERS

## BATTING AVERAGE

SEASON		
<b>MIN. 150 AT-BATS</b>		
1. Steve Macko, 1977 [93-223]	.417	
2. Marty Crawford, 1996 [96-232]	.414	
3. David Murphy, 2003 [121-293]	.413	
4. Charley Carter, 1998 [99-246]	.402	
5. Kelly Shoppach, 2001 [93-234]	.397	
6. Jason Jennings, 1999 [90-233]	.386	
7. Jared McKenzie, 2021 [82-214]	.383	
8. Mark Saccomanno, 2003 [74-194]	.381	
9. Dustin Dickerson, 2009 [86-228]	.377	
Nathan Orf, 2013 [81-215]	.377	

## BIG 12 SEASON

### MIN. 2.5 AT-BATS PER TEAM GAME

1. Zach Dillon, 2006 [40-95]	.421
2. Eric Nelson, 1997 [58-149]	.417
3. David Murphy, 2003 [46-112]	.411
4. Eric Nelson, 1999 [49-121]	.405
5. Jason Wendzel, 2019 [23-57]	.404
Reid Brees, 2004 [40-99]	.404
7. Matt Czimskey, 2007 [27-76]	.386
8. Chris Durbin, 2002 [40-104]	.385
9. Jon Topolski, 1999 [38-99]	.384
10. Jason Jennings, 1999 [38-102]	.373

## CAREER

1. Steve Macko, 1976-77 [128-346]	.370
2. Marty Crawford, 1993-96 [318-864]	.368
3. Jared McKenzie, 2020-22. [169-488]	.346
4. David Murphy, 2001-03 [230-665]	.346
5. Eric Nelson, 1996-99 [327-946]	.346
6. Chris Durbin, 2000-03 [307-891]	.345
7. Jason Jennings, 1997-99 [207-602]	.344
8. Kyle Todd, 1984-85 [121-352]	.344
9. Jon Topolski, 1996-99 [333-969]	.344
10. Jeremy Dodson, 1996-98 [185-540]	.343

## BIG 12 CAREER

### MIN. 120 AT-BATS

1. Eric Nelson, 1997-99 [147-381]	.386
2. Zach Dillon, 2003-06 [98-272]	.360
3. Reid Brees, 2002-05 [79-222]	.356
4. Chris Durbin, 2000-03 [137-385]	.356
5. James Blair, 1997-98 [79-226]	.350
6. Jared McKenzie, 2020-22. [68-195]	.349
7. Jason Jennings, 1997-99 [99-284]	.349
8. Paul Richmond, 2001-02 [52-150]	.347
9. Nathan Orf, 2012-13 [64-185]	.346
10. Jon Topolski, 1997-99 [120-350]	.341

## GAMES

SEASON		
1. Josh Ford, 2005	70	
Michael Griffin, 2005	70	
Kevin Russo, 2005	70	
Paul Witt, 2005	70	
5. Zach Dillon, 2005	69	
6. Josh Ford, 2003	68	
Michael Griffin, 2003	68	
David Murphy, 2003	68	
Trey Webb, 2003	68	
10. Chris Durbin, 2003	67	

## BIG 12 SEASON

1. James Blair, 1997	30
Eric Nelson, 1997	30
John Topolski, 1997	30
Jace Brewer, 2000	30
Miller Huggins, 2000	30
Kelly Shoppach, 2000	30
Matt Williams, 2000	30
8. Chad Polk, 1997	29
Anthony Hensley, 2000	29
10. Six Times	28

## CAREER

1. Michael Griffin, 2002-05	259
2. Matt Williams, 1998-01	242
3. Jon Topolski, 1996-99	239
4. Josh Ford, 2002-05	234
5. Paul Witt, 2002-05	233
6. Zach Dillon, 2003-06	232
7. Chris Durbin, 2000-03	230
8. Mike Bohny, 1991-94	227
9. Marty Crawford, 1993-96	225
Eric Nelson, 1996-99	225

## BIG 12 CAREER

1. Matt Williams, 1998-01	110
2. Preston Underdown, 1997-00	107
3. Michael Griffin, 2002-05	105
4. Raynor Campbell, 2007-10	104
5. Chris Durbin, 2000-03	99
Paul Witt, 2002-05	99
7. Chase Gerdes, 2004-07	98
Ben Booker, 2006-09	98
9. Zach Dillon, 2003-06	92
10. Josh Ford, 2002-05	90

## AT BATS

SEASON		
1. Michael Griffin, 2003	294	
Michael Griffin, 2005	294	
3. David Murphy, 2003	293	
4. Chris Durbin, 2003	283	
Josh Ford, 2003	283	
6. Eric Nelson, 1999	282	
7. Trey Webb, 2003	268	
8. Trey Webb, 2002	267	
9. Eric Nelson, 1998	262	
10. Chris Durbin, 2001	260	

## BIG 12 SEASON

1. Eric Nelson, 1997	139
2. Jon Topolski, 1997	133
3. Eric Nelson, 1998	121
Eric Nelson, 1999	121
Miller Huggins, 2000	121
6. Jon Topolski, 1998	120
7. Jace Brewer, 2000	119
8. Michael Griffin, 2003	117
9. James Blair, 1997	115
Chris Durbin, 2001	115
Josh Ford, 2001	115
Michael Griffin, 2005	115

## CAREER

1. Michael Griffin, 2002-05	1,076
2. Jon Topolski, 1996-99	969
3. Eric Nelson, 1996-99	946
4. Chris Durbin, 2000-03	891
5. Marty Crawford, 1993-96	864
6. Josh Ford, 2002-05	863
7. Matt Williams, 1998-01	825
8. Richard Cunningham, 2016-19	806
9. Mike Bohny, 1991-94	805
10. Raynor Campbell, 2007-10	768

## BIG 12 CAREER

1. Michael Griffin, 2002-05	450
2. Raynor Campbell, 2007-10	390
3. Chris Durbin, 2000-03	385
4. Eric Nelson, 1997-99	381
5. Preston Underdown, 1997-00	368
6. Matt Williams, 1998-01	366
7. Jon Topolski, 1997-99	352
8. Richard Cunningham, 2016-19	346
9. Josh Ford, 2002-05	338
10. Ben Booker, 2006-09	336
10. Mike Huggins, 2000-02	323

## RUNS

SEASON		
1. Duncan Shanklin, 1977	102	
2. Chris Durbin, 2003	94	
3. David Murphy, 2003	84	
4. Eric Nelson, 1999	77	
5. Jon Topolski, 1998	74	
Jon Topolski, 1999	74	
7. Jon Topolski, 1997	69	
Jeremy Dodson, 1998	69	
9. Steve Macko, 1977	68	
Jon Topolski, 1996	68	
Trevor Mote, 2001	68	

## BIG 12 SEASON

1. Jon Topolski, 1997	41
2. Chris Durbin, 2003	38
3. David Murphy, 2003	34
4. Eric Nelson, 1999	33
Miller Huggins, 2000	33
6. James Blair, 1997	32
7. Jon Topolski, 1998	31
8. Eric Nelson, 1997	30
Trevor Mote, 2001	30
Chase Gerdes, 2007	30

## CAREER

1. Jon Topolski, 1996-99	285
2. Chris Durbin, 2000-03	236
3. Eric Nelson, 1996-99	228
4. Matt Williams, 1998-01	193
5. Michael Griffin, 2002-05	190
6. Marty Crawford, 1993-96	172
7. Richard Cunningham, 2016-19	169
8. Mike Robison, 1988-91	168
8. Mike Malinak, 1984-87	166
10. Brad Meyer, 1984-87	163

## BIG 12 CAREER

1. Jon Topolski, 1997-99	100
2. Chris Durbin, 2000-03	96
3. Eric Nelson, 1997-99	92
4. Matt Williams, 1998-01	86
5. Michael Griffin, 2002-05	73
6. Preston Underdown, 1997-00	72
7. Mike Huggins, 2000-02	68
Raynor Campbell, 2007-10	68
9. Chase Gerdes, 2004-07	65
10. Josh Ford, 2002-05	62





# BATTING LEADERS

<b>HITS</b>		<b>MULTIPLE-HIT GAMES</b>		<b>DOUBLES</b>		<b>TRIPLES</b>	
<b>SEASON</b>		<b>SEASON</b>		<b>SEASON</b>		<b>SEASON</b>	
1. David Murphy, 2003	121	1. David Murphy, 2003	40	1. Michael Griffin, 2003	26	1. Jon Topolski, 1998	11
2. Michael Griffin, 2003	103	2. Jared McKenzie, 2021	30	2. Chris Durbin, 2001	25	2. Kyle Todd, 1985	10
3. Eric Nelson, 1999	102	Eric Nelson, 1997	30	Chris Durbin, 2002	25	Tony Huey, 1987	10
4. Charley Carter, 1998	99	Chris Durbin, 2001	30	Logan Vick, 2012	25	Seth Fortenberry, 2006	10
5. Chris Durbin, 2003	98	4. Charley Carter, 1998	29	5. Marty Crawford, 1996	24	5. Michael Griffin, 2003	8
6. Marty Crawford, 1996	96	Eric Nelson, 1999	29	Charley Carter, 1998	24	6. Steve Macko, 1978	7
7. Steve Macko, 1977	93	Michael Griffin, 2003	29	7. Chris Durbin, 2003	23	Mike Malinak, 1986	7
Chris Durbin, 2001	93	7. Marty Crawford, 1996	28	8. Steve Macko, 1997	22	Brad Meyer, 1986	7
Kelly Shoppach, 2001	93	James Blair, 1998	28	Trey Webb, 2003	22	Brad Meyer, 1987	7
10. Jason Jennings, 1999	90	Jon Topolski, 1999	28	Davis Wendzel, 2018	22	Mike Bohny, 1994	7
		Kelly Shoppach, 2001	28	Andy Thomas, 2019	22	Mike Huggins, 2002	7
		Chris Durbin, 2002	28	10. Ken Kolkhorst, 1977	21	Ben Booker, 2007	7
		Josh Ford, 2003	28	Jace Brewer, 2000	21		
		Josh Ludy, 2012	28	Mike Huggins, 2001	21		
<b>BIG 12 SEASON</b>		<b>BIG 12 SEASON</b>		<b>BIG 12 SEASON</b>		<b>BIG 12 SEASON</b>	
1. Eric Nelson, 1997	58	1. Eric Nelson, 1997	21	1. Reid Brees, 2004	14	1. Jon Topolski, 1998	5
2. Eric Nelson, 1999	49	2. Eric Nelson, 1998	16	2. Eric Nelson, 1999	13	2. Jon Topolski, 1997	4
3. Jon Topolski, 1997	46	Eric Nelson, 1999	16	Miller Huggins, 2001	13	Brooks Pinckard, 2011	4
David Murphy, 2003	46	Mike Huggins, 2000	16	4. Michael Griffin, 2003	12	Cal Towey, 2013	4
5. James Blair, 1997	42	David Murphy, 2003	16	Logan Vick, 2012	12	5. Jack Pineda, 2021	3
Charley Carter, 1998	42	6. Jason Jennings, 1999	15	6. Chad Polk, 1997	11	Chris Durbin, 2002	3
7. Chris Durbin, 2001	41	Jon Topolski, 1999	15	Ross Bennett, 2002	11	Michael Griffin, 2003	3
8. Six Times	40	Jace Brewer, 2000	15	Chris Durbin, 2003	11	Mike Pankratz, 2004	3
		Mike Huggins, 2002	15	9. Kelly Shoppach, 2000	10	Kevin Sevigny, 2006	3
		Mark Cogdill, 1999	15	Chris Durbin, 2001	10	Beamer Weems, 2007	3
				Matt Williams, 2000	10		
<b>CAREER</b>		<b>CAREER</b>		<b>CAREER</b>		<b>CAREER</b>	
1. Jon Topolski, 1996-99	333	1. Jon Topolski, 1996-99	103	1. Chris Durbin, 2000-03	79	1. Jon Topolski, 1996-99	25
2. Michael Griffin, 2002-05	329	2. Eric Nelson, 1996-99	95	2. Michael Griffin, 2002-05	66	2. Tony Huey, 1984-87	19
3. Eric Nelson, 1996-99	327	3. Michael Griffin, 2002-05	93	3. Eric Nelson, 1996-99	64	3. Brad Meyer, 1984-87	18
4. Marty Crawford, 1993-96	318	4. Chris Durbin, 2000-03	85	4. Marty Crawford, 1993-96	63	4. Mike Malinak, 1984-87	17
5. Chris Durbin, 2000-03	307	5. Marty Crawford, 1993-96	80	5. Matt Williams, 1998-01	59	5. Mike Malinak, 1984-87	15
6. Josh Ford, 2002-05	269	6. Josh Ford, 2002-05	74	6. Mike Huggins, 2000-02	56	Marty Crawford, 1993-96	15
7. Richard Cunningham, 2016-19	256	7. Mike Huggins, 2000-02	73	8. Raynor Campbell, 2007-10	56	Eric Nelson, 1996-99	15
8. Matt Williams, 1998-01	240	8. Raynor Campbell, 2007-10	71	7. Fritz Connally, 1977-80	54	Chase Gerdes, 2004-07	15
9. Mike Malinak, 1984-87	239	9. David Murphy, 2001-03	70	8. Josh Ford, 2002-05	52	9. Michael Griffin, 2002-05	14
10. Mike Bohny, 1991-94	235	10. Mike Malinak, 1984-87	69	9. Preston Underdown, 1997-00	51	Seth Fortenberry, 2003-06	14
				10. Mike Huggins, 2000-02	50	Cal Towey, 2009-13	14
						Richard Cunningham, 2016-19	14
<b>BIG 12 CAREER</b>		<b>BIG 12 CAREER</b>		<b>BIG 12 CAREER</b>		<b>BIG 12 CAREER</b>	
1. Eric Nelson, 1997-99	147	1. Eric Nelson, 1997-99	53	1. Chris Durbin, 2000-03	34	1. Jon Topolski, 1997-99	10
2. Chris Durbin, 2000-03	137	2. Mike Huggins, 2000-02	44	2. Matt Williams, 1998-01	32	2. Cal Towey, 2009-13	8
3. Michael Griffin, 2002-05	132	3. Jon Topolski, 1997-99	40	3. Preston Underdown, 1997-00	29	3. Beamer Weems, 2006-08	7
4. Raynor Campbell, 2007-10	121	4. Matt Williams, 1998-01	38	4. Marty Crawford, 1993-96	29	4. Chris Durbin, 2000-03	6
5. Jon Topolski, 1997-99	120	Chris Durbin, 2000-03	38	5. Michael Griffin, 2002-05	27	Michael Griffin, 2002-05	6
6. Matt Williams, 1998-01	115	Michael Griffin, 2002-05	38	6. Eric Nelson, 1997-99	26	Kevin Sevigny, 2003-06	6
7. Josh Ford, 2002-05	111	7. Raynor Campbell, 2007-10	36	7. Ross Bennett, 2000-03	21	Brooks Pinckard, 2009-11	6
8. Preston Underdown, 1997-00	110	8. Jason Jennings, 1997-99	34	Raynor Campbell, 2007-10	21	8. Eric Nelson, 1997-98	5
9. Mike Huggins, 2000-02	107	9. Josh Ford, 2002-05	31	9. Beamer Weems, 2006-08	20	Jack Pineda, 2021-22	5
10. Ben Booker, 2006-09	102	10. Preston Underdown, 1997-00	30	Logan Vick, 2010-12	20	10. Jamie Bubela, 1999-00	4
		David Murphy, 2001-03	30			Tim Hartshorn, 2000-02	4
						Chase Gerdes, 2004-07	4
						Cal Towey, 2010-12	4
						Richard Cunningham, 2016-19	4

RECORDS

# BATTING LEADERS

## HOME RUNS

SEASON	
1. Charley Carter, 1998	21
2. Jon Topolski, 1998	19
Matt Williams, 1999	19
4. Jason Jennings, 1998	18
Chris Durbin, 2003	18
6. Jason Jennings, 1999	17
Eric Nelson, 1999	17
Jon Topolski, 1999	17
Shaver Hansen, 2009	17
10. Josh Ludy, 2012	16

## BIG 12 SEASON

1. Charley Carter, 1998	10
2. James Blair, 1997	9
Jeremy Dodson, 1997	9
Eric Nelson, 1998	9
Jon Topolski, 1998	9
Josh Ford, 2004	9
Michael Griffin, 2004	9
Shaver Hansen, 2009	9
Jared McKenzie, 2022	9
9. Jon Topolski, 1997	8
Eric Nelson, 1999	8
Chris Durbin, 2001	8
Matt Williams, 2001	8
Chris Durbin, 2003	8
Josh Ludy, 2012	8

## CAREER

1. Jon Topolski, 1996-99	50
2. Matt Williams, 1998-01	43
3. Chris Durbin, 2000-03	41
4. Jason Jennings, 1997-99	39
5. Fritz Connally, 1977-80	38
6. Josh Ford, 2002-05	37
7. Michael Griffin, 2002-05	35
8. Eric Nelson, 1996-99	34
9. Mike Malinak, 1984-87	33
10. Jeremy Dodson, 1996-98	30

## BIG 12 CAREER

1. Jon Topolski, 1997-99	24
2. Eric Nelson, 1997-99	20
Chris Durbin, 2000-03	20
4. James Blair, 1997-98	16
Jason Jennings, 1997-99	16
Josh Ford, 2002-05	16
7. Matt Williams, 1998-01	15
Michael Griffin, 2002-05	15
9. Max Muncy, 2010-12	14
10. Kelly Shoppach, 1999-01	13
Cal Towey, 2009-13	13

## RUNS BATTED IN

SEASON	
1. Charley Carter, 1998	86
2. Eric Nelson, 1999	79
3. Michael Griffin, 2003	76
4. Josh Ludy, 2012	71
5. Kelly Shoppach, 2001	69
6. Jason Jennings, 1999	68
7. Marty Crawford, 1996	67
Matt Williams, 1999	67
David Murphy, 2003	67
10. Josh Ford, 2003	63

## BIG 12 SEASON

1. Charley Carter, 1998	33
James Blair, 1997	33
3. Eric Nelson, 1999	32
Kelly Shoppach, 2001	32
5. Andy Thomas, 2021	30
Jason Jennings, 1999	30
Miller Huggins, 2002	30
Michael Griffin, 2003	30
9. Jon Topolski, 1999	29
Josh Ludy, 2012	29

## CAREER

1. Eric Nelson, 1996-99	204
2. Michael Griffin, 2002-05	200
3. Jon Topolski, 1996-99	187
4. Matt Williams, 1998-01	179
5. Mike Malinak, 1984-87	174
6. Marty Crawford, 1993-96	169
Chris Durbin, 2000-03	169
Josh Ford, 2002-05	169
9. Fritz Connally, 1977-80	165
10. Jason Jennings, 1997-99	161

## BIG 12 CAREER

1. Michael Griffin, 2002-05	83
2. Eric Nelson, 1997-99	82
3. Chris Durbin, 2000-03	80
4. Jason Jennings, 1997-99	79
5. Matt Williams, 1998-01	78
6. Mike Huggins, 2000-02	75
7. Jon Topolski, 1997-99	74
8. Josh Ford, 2002-05	66
9. James Blair, 1997-98	59
Preston Underdown, 1997-00	59
Zach Dillon, 2003-06	59
Raynor Campbell, 2007-10	59

## MULTIPLE-RBI GAMES

SEASON	
1. Eric Nelson, 1999	23
2. Charley Carter, 1998	21
Michael Griffin, 2003	21
4. Josh Ludy, 2012	20
5. Jon Topolski, 1999	19
Matt Williams, 1999	19
7. Jason Jennings, 1998	18
Shaver Hansen, 2009	18
9. Marty Crawford, 1996	17
Jason Jennings, 1999	17
Max Muncy, 2010	17

## BIG 12 SEASON

1. Eric Nelson, 1999	12
2. James Blair, 1997	10
Jason Jennings, 1999	10
Jon Topolski, 1999	10
Jace Brewer, 2000	10
6. James Blair, 1998	9
Charley Carter, 1998	9
Jason Jennings, 1998	9
Matt Williams, 1999	9
Michael Griffin, 2003	9

## CAREER

1. Eric Nelson, 1996-99	57
2. Jon Topolski, 1996-99	49
Matt Williams, 1998-01	49
4. Michael Griffin, 2002-05	48
5. Mike Malinak, 1984-87	47
6. Josh Ford, 2002-05	44
7. Jason Jennings, 1997-99	43
8. Chris Durbin, 2000-03	42
9. Max Muncy, 2010-12	41
10. Marty Crawford, 1993-96	40

## BIG 12 CAREER

1. Eric Nelson, 1997-99	28
2. Jason Jennings, 1997-99	24
Matt Williams, 1998-99	24
4. Mike Huggins, 2000-02	21
Michael Griffin, 2002-05	21
6. Jon Topolski, 1997-99	20
7. James Blair, 1997-98	19
Preston Underdown, 1997-00	19
Chris Durbin, 2000-03	19
Josh Ford, 2002-05	19

## EXTRA-BASE HITS

SEASON	
1. Charley Carter, 1998	47
2. Chris Durbin, 2003	45
Michael Griffin, 2003	45
4. Eric Nelson, 1999	43
5. Chris Durbin, 2001	40
6. Jon Topolski, 1998	37
7. Steve Macko, 1977	36
Mike Malinak, 1986	36
Marty Crawford, 1996	36
10. Chris Durbin, 2002	35

## BIG 12 SEASON

1. Eric Nelson, 1999	23
2. Chris Durbin, 2003	20
3. Charley Carter, 1998	19
Chris Durbin, 2001	19
5. Chad Polk, 1997	18
Matt Williams, 2001	18
Reid Brees, 2004	18
8. Four times	17

## CAREER

1. Chris Durbin, 2000-03	130
2. Jon Topolski, 1996-99	116
3. Michael Griffin, 2002-05	115
4. Eric Nelson, 1996-99	113
5. Matt Williams, 1998-01	106
6. Fritz Connally, 1977-80	96
7. Josh Ford, 2002-05	94
8. Marty Crawford, 1993-96	91
9. Jeremy Dodson, 1996-98	80
Jason Jennings, 1997-99	80

## BIG 12 CAREER

1. Chris Durbin, 2000-03	60
2. Eric Nelson, 1997-99	51
3. Matt Williams, 1998-01	48
Michael Griffin, 2000-05	48
5. Jon Topolski, 1997-99	47
6. Mike Huggins, 2000-02	43
7. Preston Underdown, 1997-00	41
8. Josh Ford, 2002-05	38
Beamer Weems, 2006-08	38
10. Raynor Campbell, 2007-10	35



# BATTING LEADERS

## TOTAL BASES

### SEASON

1. Charley Carter, 1998	190
2. Eric Nelson, 1999	185
3. Chris Durbin, 2003	183
4. David Murphy, 2003	180
5. Michael Griffin, 2003	178
6. Jon Topolski, 1998	172
7. Chris Durbin, 2001	162
8. Jason Jennings, 1999	155
9. Marty Crawford, 1996	154
Jon Topolski, 1999	154

### BIG 12 SEASON

1. Eric Nelson, 1999	90
2. Jon Topolski, 1997	84
3. Charley Carter, 1998	82
4. Eric Nelson, 1997	80
5. Chris Durbin, 2001	77
Chris Durbin, 2003	77
7. Jon Topolski, 1998	76
8. James Blair, 1997	75
9. Eric Nelson, 1998	73
10. Michael Griffin, 2004	70

### CAREER

1. Jon Topolski, 1996-99	574
2. Chris Durbin, 2000-03	529
3. Michael Griffin, 2002-05	528
4. Eric Nelson, 1996-99	523
5. Marty Crawford, 1993-96	450
6. Josh Ford, 2002-05	442
7. Matt Williams, 1998-01	436
8. Mike Malinak, 1984-87	428
9. Fritz Connally, 1977-80	396
10. Jason Jennings, 1997-99	365

### BIG 12 CAREER

1. Eric Nelson, 1997-99	243
Chris Durbin, 2000-03	243
3. Jon Topolski, 1997-99	225
4. Michael Griffin, 2002-05	216
5. Matt Williams, 1998-01	194
6. Josh Ford, 2002-05	184
7. Mike Huggins, 2000-02	176
8. Preston Underdown, 1997-00	172
9. Jason Jennings, 1997-99	165
10. Beamer Weems, 2006-08	157

## SLUGGING PERCENTAGE

### SEASON

1. Charley Carter, 1998	.772
2. Mickey Sullivan, 1954	.731
3. Jeremy Dodson, 1997	.710
4. Fritz Connally, 1980	.697
5. Mike Malinak, 1986	.696
6. Jon Topolski, 1998	.688
7. Steve Macko, 1977	.686
8. Mel Corbo, 1959	.667
9. Jason Jennings, 1999	.665
10. Marty Crawford, 1996	.664

### BIG 12 SEASON

1. Eric Nelson, 1999	.744
2. Matt Czimskey, 2007	.729
3. Charley Carter, 1998	.726
4. Josh Ford, 2004	.719
5. Josh Ludy, 2012	.695
6. Chris Durbin, 2003	.688
7. Jeremy Dodson, 1997	.684
8. Matt Williams, 2001	.674
9. Jared McKenzie, 2022	.673
10. Chris Durbin, 2001	.670

### CAREER

1. Jeremy Dodson, 1996-98	.613
2. Jason Jennings, 1997-99	.606
3. Mike Malinak, 1984-87	.605
4. Chris Durbin, 2000-03	.594
5. Jon Topolski, 1996-99	.592
6. Fritz Connally, 1977-80	.576
Kelly Shoppach, 1999-01	.576
8. Jared McKenzie, 2020-22.	.555
9. Eric Nelson, 1996-99	.553
10. David Murphy, 2001-03	.544
Aaron Miller, 2007-09	.544

### BIG 12 CAREER

1. Jon Topolski, 1997-99	.639
2. Eric Nelson, 1997-99	.638
3. James Blair, 1997-98	.637
4. Chris Durbin, 2000-03	.631
5. Jeremy Dodson, 1997-98	.617
6. Jared McKenzie, 2020-22.	.610
7. Chad Polk, 1997-98	.602
8. Jason Jennings, 1997-99	.581
9. Beamer Weems, 2006-08	.580
10. Cal Towey, 2009-13	.555

## WALKS

### SEASON

1. Logan Vick, 2010	59
2. Jon Topolski, 1999	55
3. Zach Dillon, 2006	53
4. Leonard Woods, 1977	50
5. Jeremy Dodson, 1998	49
Jon Topolski, 1998	49
Jason Jennings, 1999	49
8. Keith Shepherd, 1985	47
9. Luke Prestridge, 1977	46
Burl Coker, 1978	46

### BIG 12 SEASON

1. Jon Topolski, 1997	25
2. James Blair, 1997	24
Logan Vick, 2010	24
4. Jeremy Dodson, 1998	23
5. Anthony Hensley, 2000	20
6. Jon Topolski, 1999	19
7. Jon Topolski, 1998	18
Cal Towey, 2013	18
9. Chad Polk, 1997	17
Kelly Shoppach, 2000	17
David Murphy, 2003	17
Max Muncy, 2011	17

### CAREER

1. Jon Topolski, 1996-99	185
2. Logan Vick, 2010-12	134
3. Keith Shepherd, 1983-86	133
Matt Williams, 1998-01	133
5. Fritz Connally, 1977-80	131
6. Cal Towey, 2009-13	123
7. Brad Meyer, 1984-87	118
8. Zach Dillon, 2003-06	115
9. Mike Robison, 1988-91	114
10. Chris Durbin, 2000-03	113

### BIG 12 CAREER

1. Jon Topolski, 1997-99	62
2. Logan Vick, 2010-12	54
3. Matt Williams, 1998-01	50
4. Cal Towey, 2009-13	45
5. Lawton Langford, 2010-14	44
6. Zach Dillon, 2003-06	43
7. Preston Underdown, 1997-00	42
8. Max Muncy, 2010-12	41
9. Chris Durbin, 2000-03	40
10. David Murphy, 2001-03	39

## HIT BY PITCH

### SEASON

1. Nathan Orf, 2012	35
2. Matt Williams, 2000	23
3. Kelly Shoppach, 2000	16
Josh Ford, 2005	16
Cal Towey, 2012	16
6. Aaron Miller, 2008	15
7. Jared McKenzie, 2021	14
Chris Durbin, 2003	14
Cal Towey, 2013	14
Davion Downey, 2019	14

### BIG 12 SEASON

1. Matt Williams, 2000	18
2. Nathan Orf, 2012	16
3. Aaron Miller, 2008	10
4. Jared McKenzie, 2021	8
5. Kelly Shoppach, 2000	7
Chris Durbin, 2003	7
Josh Ford, 2005	7
Lawton Langford, 2013	7
9. Ross Bennett, 2003	6
Cal Towey, 2012	6
Esteban Cardoza-Oquendo, 2022	6

### CAREER

1. Nathan Orf, 2012-13	48
2. Matt Williams, 1998-01	47
3. Cal Towey, 2009-13	40
4. Josh Ford, 2002-05	34
5. Chris Durbin, 2000-03	32
6. Aaron Miller, 2007-09	31
7. Gregg Glime, 2007-10	27
8. Kelly Shoppach, 1999-01	24
Michael Griffin, 2002-05	24
Jared McKenzie, 2020-22.	24
10. Eric Nelson, 1996-99	23
Ross Bennett, 2000-03	23
Paul Witt, 2002-05	23
Lawton Langford, 2010-14	23
Davion Downey, 2018-21	23

### BIG 12 CAREER

1. Matt Williams, 1998-01	30
2. Nathan Orf, 2012-13	19
3. Josh Ford, 2002-05	17
Cal Towey, 2009-13	17
5. Chris Durbin, 2000-03	15
Aaron Miller, 2007-09	15
7. Gregg Glime, 2007-10	14
8. Jared McKenzie, 2020-22.	13
9. Paul Witt, 2002-05	12
10. Ross Bennett, 2000-03	11



# BATTING LEADERS

## STRIKEOUTS

SEASON	
1. Jared McKenzie, 2022	64
2. Cal Towey, 2012	63
3. Cole Haring, 2018	62
4. Preston Underdown, 1998	61
5. Aaron Miller, 2008	60
6. Paul Witt, 2005	58
7. Shaver Hansen, 2007	58
8. Jake Miller, 2012	58
9. Jeremy Dodson, 1998	57
10. Shaver Hansen, 2009	57

### BIG 12 SEASON

1. Aaron Dodson, 2017	33
2. Preston Underdown, 1998	32
3. Shaver Hansen, 2009	32
4. Jared McKenzie, 2022	31
5. Kelly Shoppach, 2001	30
6. Aaron Miller, 2008	30
7. Aaron Dodson, 2016	30
8. Seth Fortenberry, 2006	29
9. Jeremy Dodson, 1998	28
10. Kameron Esthay, 2016	28

### CAREER

1. Matt Williams, 1998-01	203
2. Aaron Dodson, 2014-17	201
3. Preston Underdown, 1997-00	189
4. Cal Towey, 2009-13	188
5. Jake Miller, 2010-13	180
6. Raynor Campbell, 2007-10	171
7. Shaver Hansen, 2007-09	168
8. Eric Nelson, 1996-99	160
9. Jon Topolski, 1996-99	160

### BIG 12 CAREER

1. Preston Underdown, 1997-00	97
2. Raynor Campbell, 2007-10	90
3. Matt Williams, 1998-01	87
4. Shaver Hansen, 2007-09	84
5. Aaron Dodson, 2014-17	84
6. Aaron Miller, 2007-09	77
7. Cal Towey, 2009-13	76
8. Landis Ware, 2008-11	75
9. Jake Miller, 2010-13	72
10. Kameron Esthay, 2015-17	72

## ON-BASE PERCENTAGE

SEASON	
1. Steve Macko, 1977	.508
2. Zach Dillon, 2006	.496
3. Jason Jennings, 1999	.493
4. Marty Crawford, 1996	.489
5. David Murphy, 2003	.487
6. Davis Wendzel, 2019	.484
7. Burl Dean Coker, 1978	.482
8. Jon Topolski, 1999	.482
9. Logan Vick, 2010	.473
10. Keith Shepherd, 1986	.472
11. Nathan Orf, 2013	.470

### BIG 12 SEASON

1. Davis Wendzel, 2019	.527
2. Zach Dillon, 2006	.504
3. Jon Topolski, 1999	.488
4. David Murphy, 2003	.485
5. Matt Williams, 2000	.484
6. Cal Towey, 2013	.482
7. Logan Vick, 2010	.480
8. James Blair, 1997	.476
9. Eric Nelson, 1997	.474
10. Dustin Dickerson, 2007	.467

### CAREER

1. Keith Shepherd, 1983-86	.467
2. Jon Topolski, 1996-99	.454
3. Davis Wendzel, 2017-19	.449
4. Luke Prestridge, 1976-79	.444
5. Jeremy Dodson, 1996-98	.442
6. Marty Crawford, 1993-96	.438
7. Chris Durbin, 2000-03	.433
8. Kelly Shoppach, 1999-01	.433
9. Jason Jennings, 1997-99	.430
10. Jared McKenzie, 2020-22.	.425

### BIG 12 CAREER

1. Zach Dillon, 2003-06	.454
2. Nathan Orf, 2012-13	.449
3. Cal Towey, 2009-13	.447
4. James Blair, 1997-98	.442
5. Jon Topolski, 1997-99	.440
6. Lawton Langford, 2010-13	.439
7. Jeremy Dodson, 1997-98	.436
8. Matt Williams, 1998-01	.433
9. Chris Durbin, 2000-03	.433
10. Jared McKenzie, 2020-22.	.431

## STOLEN BASES

SEASON	
1. Mike Robison, 1991	40
2. Brooks Pinckard, 2011	36
3. Mike Robison, 1990	33
4. Matt Trozzo, 1994	33
5. Anthony Hensley, 2000	32
6. Anthony Hensley, 1999	29
7. Matt Trozzo, 1993	28
8. Jaime Bubela, 2000	28
9. Jack Stubbs, 1992	26
10. Trent Weaver, 1989	25
11. James Blair, 1998	25

### BIG 12 SEASON

1. Anthony Hensley, 2000	14
2. Jaime Bubela, 2000	13
3. Eric Nelson, 1997	12
4. Brooks Pinckard, 2011	11
5. James Blair, 1997	10
6. Anthony Hensley, 1999	10
7. Seth Fortenberry, 2006	10
8. Logan Brown, 2015	9
9. Eric Nelson, 1999	8
10. Trey Webb, 2002	8

### CAREER

1. Mike Robison, 1988-91	115
2. Matt Trozzo, 1991-94	87
3. Jon Topolski, 1996-99	74
4. Brooks Pinckard, 2009-11	65
5. Mike Bohny, 1991-94	61
6. Anthony Hensley, 1999-00	61
7. Eric Nelson, 1996-99	60
8. Tony Huey, 1984-87	54
9. James Blair, 1996-98	54
10. Adam Toth, 2012-15	54

### BIG 12 CAREER

1. Eric Nelson, 1997-99	26
2. Anthony Hensley, 1999-00	24
3. Brooks Pinckard, 2009-11	24
4. Jamie Bubela, 1999-00	19
5. Chase Gerdes, 2004-07	19
6. Logan Brown, 2012-15	18
7. James Blair, 1997-98	17
8. Ben Booker, 2006-09	16
9. Jon Topolski, 1997-99	13
10. Seth Fortenberry, 2003-06	13
11. Raynor Campbell, 2007-10	13

## SACRIFICE FLIES

SEASON	
1. Trey Webb, 2002	8
2. Matt Trozzo, 1993	8
3. Gene de los Santos, 1980	7
4. Jason Jennings, 1997	7
5. Jeremy Dodson, 1998	7
6. Mike Huggins, 2002	7
7. Ben Booker, 2006	7
8. Tim Jackson, 2007	7
9. Dustin Dickerson, 2008	7
10. Kyle Nevin, 2022	7
11. Jace Brewer, 2000	6
12. Kyle Reynolds, 2004	6
13. Kevin Russo, 2006	6
14. Beamer Weems, 2006	6
15. Landis Ware, 2011	6
16. Jake Miller, 2013	6

## SACRIFICE FLIES

CAREER	
1. Jake Miller, 2010-13	16
2. Michael Griffin, 2002-05	16
3. Jason Jennings, 1997-99	14
4. Mike Huggins, 2000-02	14
5. Jeremy Dodson, 1996-98	13
6. Trey Webb, 2001-03	13
7. Zach Dillon, 2003-06	13
8. Marty Crawford, 1993-96	12
9. Matt Williams, 1998-01	12
10. Kyle Reynolds, 2003-05	12
11. Beamer Weems, 2006-08	12
12. Raynor Campbell, 2007-10	12

## SACRIFICE HITS

SEASON	
1. Steve DalPorto, 2011	15
2. Brett Doe, 2014	14
3. Lawton Langford, 2012	13
4. Cal Towey, 2012	12
5. Kevin Russo, 2005	11
6. Beamer Weems, 2006	11
7. Brooks Pinckard, 2010	11
8. Steve Ecton, 1983	10
9. Jake Miller, 2012	10
10. Steven McLean, 2016	10
11. Josh Bissonette, 2017	10
12. Esteban Cardoza-Oquendo, 2022	10

## SACRIFICE HITS

CAREER	
1. Josh Bissonette, 2016-19	27
2. Landis Ware, 2008-11	23
3. Steve DalPorto, 2010-13	22
4. Paul Witt, 2002-05	21
5. Joey Hainsfurther, 2009-12	21
6. Lawton Langford, 2010-14	20
7. Brett Doe, 2013-14	19
8. Steven McLean, 2014-17	19
9. Beamer Weems, 2006-08	18
10. Cal Towey, 2009-13	18
11. Jake Miller, 2010-13	18

## HITTING STREAKS

### SEASON & MULTIPLE-SEASON

1. James Blair, 1997-1998	31
2. Kelly Shoppach, 2001	28
3. Dustin Dickerson, 2009	24
4. Richard Cunningham, 2019	23
5. Charley Carter, 1998	22
6. Jason Jennings, 1998	21
7. Jon Topolski, 1999	21
8. David Murphy, 2003	21
9. Matt Czimsky, 2007	19
10. Mark Saccomanno, 2003	18
11. Eric Nelson, 1997	17
12. Chris Durbin, 2001	17

### BIG 12 SEASON

1. Richard Cunningham, 2019	21
2. James Blair, 1997	19
3. David Murphy, 2003	19
4. Kelly Shoppach, 2001	18
5. Richard Cunningham, 2017	18
6. Eric Nelson, 1997	17
7. Dustin Dickerson, 2009	16
8. Jason Jennings, 1998	13
9. Charley Carter, 1998	13
10. Jon Topolski, 1999	13
11. Josh Ford, 2005	13
12. Seth Fortenberry, 2006	13
13. Ben Booker, 2007	13

### BIG 12 MULTIPLE-SEASON

1. James Blair, 1997-1998	23
2. Kelly Shoppach, 2000-2001	22
3. Eric Nelson, 1997-1998	18
4. Jason Jennings, 1997-1998	18
5. Ben Booker, 2007-2008	15
6. Eric Nelson, 1998-1999	12
7. Dustin Dickerson, 2007-08	12
8. Seven players	10

# YEARLY BATTING LEADERS

## GAMES PLAYED

YEAR	PLAYER	G
1970	three players	37
1971	John Dodgen	38
1972	Roland Lundy	40
1973	Denny Copeland	35
	Bob Redding	35
1974	Rick Clopton	44
1975	Rick Clopton	44
1976	Rick Clopton	41
	Kenny Kolkhorst	41
1977	Fritz Connally	57
1978	three players	58
1979	three players	59
1980	Fritz Connally	46
	Mark Simon	46
1981	Jay Jeffrey	45
	Mark Simon	45
1982	Billy Davis	47
	James Woods	47
1983	Steve Ecton	48
1984	three players	49
1985	three players	55
1986	Mike Malinak	62
	Keith Shepherd	62
1987	five players	53
1988	Trent Weaver	56
1989	Mike Robison	51
	Sean Severide	51
1990	Ray Hammond	52
1991	three players	60
1992	Mike Bohny	55
1993	Mike Bohny	60
	Marty Crawford	60
1994	Marty Crawford	53
	Brent Shepherd	53
1995	four players	53
1996	three players	59
1997	three players	55
1998	Charley Carter	62
	Jeremy Dodson	62
1999	three players	65
2000	Jace Brewer	61
	Matt Williams	61
2001	three players	61
2002	three players	62
2003	four players	68
2004	Michael Griffin	60
2005	four players	70
2006	three players	63
2007	Chase Gerdes	62
2008	three players	58
2009	Shaver Hansen	56
	Aaron Miller	56
2010	Logan Vick	60
2011	Max Muncy	59
2012	Max Muncy	66
	Cal Towey	66
2013	three players	55
2014	Adam Toth	57
2015	Logan Brown	55
2016	Steven McLean	53
2017	Kameron Esthay	57
	Matt Menard	57
2018	three players	58
2019	Josh Bissonette	54
	Richard Cunningham	54
2020	three players	16
2021	four players	51
2022	four players	54

## BATTING AVERAGE

MIN.	2.5 AB PER TEAM GAME	Avg.
1947	Hal Harris	.352
1948	Chuck Devereaux	.375
1949	Dutch Schroeder	.384
1950	Adrian Burk	.381
1951	Larry Isbell	.333
1952	Larry Isbell	.431
1953	Mickey Sullivan	.400
1954	Mickey Sullivan	.519
1955	Jerry Mallett	.389
1956	Jacky Davis	.373
1957	Jerry Mallett	.429
1958	Ted Uhlaender	.367
1959	Mel Carbo	.348
1960	Jerry Funk	.388
1961	Ronnie Goodwin	.419
1962	Tom Ledbetter	.370
1963	Ronnie Goodwin	.387
1964	Jerry Hall	.329
1965	Jimmy Mallon	.346
1966	Don Looper	.277
1967	Ricky Head	.348
1968	Bill Lykes	.341
1969	Rick Dusek	.304
1970	Skip Balthrop	.390
1971	Dennis Copeland	.324
1972	Roland Lundy	.310
1973	Rick Clopton	.300
1974	Rick Clopton	.328
1975	Mike Czimskey	.349
1976	Rick Clopton	.326
1977	Steve Macko	.417
1978	Luke Prestridge	.332
1979	Greg Pennington	.400
1980	Gene de los Santos	.377
1981	Jay Jeffrey	.320
1982	Jim Trevathan	.359
1983	Cal Wood	.312
1984	Keith Shepherd	.373
1985	Steve Jarvie	.374
1986	Mike Malinak	.372
1987	Mike Malinak	.363
1988	Trent Weaver	.311
1989	Michael Briley	.372
1990	Kevin Ellis	.338
1991	Kevin Ellis	.338
1992	Brian Black	.319
1993	Marty Crawford	.350
1994	Marty Crawford	.353
1995	Marty Crawford	.350
1996	Marty Crawford	.414
1997	James Blair	.376
1998	Charley Carter	.402
1999	Jason Jennings	.386
2000	Jaime Bubela	.341
2001	Kelly Shoppach	.397
2002	Ross Bennett	.357
2003	David Murphy	.413
2004	Reid Brees	.355
2005	Josh Ford	.328
2006	Zach Dillon	.364
2007	Raynor Campbell	.321
2008	Shaver Hansen	.326
2009	Dustin Dickerson	.377
2010	Joey Hainsfurther	.339
2011	Max Muncy	.322
2012	Josh Ludy	.362
2013	Nathan Orf	.377
2014	Adam Toth	.296
2015	Kameron Esthay	.323
2016	Matt Menard	.309
2017	Aaron Dodson	.344
2018	Richard Cunningham	.342
2019	Davis Wendzel	.367
2020	Jared McKenzie	.406
2021	Jared McKenzie	.383
2022	Kyle Nevin	.304

## AT BATS

YEAR	PLAYER	AB
1970	John Dodgen	137
1971	John Dodgen	123
1972	Roland Lundy	129
1973	Bob Redding	119
1974	Rick Clopton	134
	Pee Wee Serna	134
1975	Pee Wee Serna	167
1976	Rick Clopton	132
1977	Steve Macko	223
1978	Mike Johanson	198
1979	Mike Johanson	174
1980	Greg Pennington	154
1981	Jay Jeffrey	147
1982	James Woods	158
1983	Ronnie King	146
1984	Ronnie King	167
1985	Greg Dennis	200
1986	Todd Hawkins	207
1987	Brad Meyer	194
1988	Trent Weaver	193
1989	Steve Kliafas	169
1990	Mike Robison	172
1991	Kevin Ellis	225
1992	Mike Bohny	196
1993	Marty Crawford	234
1994	Marty Crawford	201
1995	Marty Crawford	197
1996	Jon Topolski	238
1997	Eric Nelson	242
1998	Eric Nelson	262
1999	Eric Nelson	282
2000	Jace Brewer	247
2001	Chris Durbin	260
2002	Trey Webb	267
2003	Michael Griffin	294
2004	Michael Griffin	254
2005	Michael Griffin	294
2006	Kevin Russo	232
	Beamer Weems	232
2007	Ben Booker	232
2008	Adam Hornung	222
2009	Dustin Dickerson	228
2010	Joey Hainsfurther	236
2011	Max Muncy	227
2012	Max Muncy	255
2013	Nathan Orf	215
2014	Adam Toth	216
2015	Logan Brown	219
2016	Darryn Sheppard	204
2017	Shea Langeliers	211
2018	Shea Langeliers	226
2019	Nick Loftin	235
2020	Jared McKenzie	69
2021	Jared McKenzie	214
2022	Jack Pineda	227

## RUNS

YEAR	PLAYER	R
1970	Skip Balthrop	21
1971	Raul Zamora	23
1972	Denny Copeland	17
1973	Rick Clopton	26
1974	Rick Clopton	25
1975	Rick Clopton	34
1976	Rick Clopton	28
1977	Steve Macko	68
1978	Burl Coker	52
1979	Fritz Connally	28
	Shane Nolen	28
1980	Mark Simon	48
1981	Jay Jeffrey	28
1982	Cedric Mack	24
	James Woods	24
1983	Ronnie King	31
1984	Ronnie King	50
1985	Greg Dennis	55
1986	Mike Malinak	60
1987	Brad Meyer	46
1988	Trent Weaver	36
1989	Trent Weaver	41
1990	Mike Robison	48
1991	Mike Robison	63
1992	Mike Bohny	34
1993	Mark Martin	50
1994	Matt Trozzo	45
1995	Ben Bronson	40
1996	Jon Topolski	68
1997	Jon Topolski	69
1998	Jon Topolski	74
1999	Eric Nelson	77
2000	Kelly Shoppach	51
2001	Trevor Mote	68
2002	Trey Webb	62
2003	Chris Durbin	94
2004	Michael Griffin	46
2005	Michael Griffin	51
2006	Seth Fortenberry	51
2007	Chase Gerdes	51
2008	Shaver Hansen	48
2009	Shaver Hansen	52
2010	Logan Vick	59
2011	Max Muncy	40
2012	Nathan Orf	61
2013	Lawton Langford	37
2014	Adam Toth	33
2015	Logan Brown	33
2016	Richard Cunningham	40
2017	Shea Langeliers	43
2018	Nick Loftin	52
2019	Nick Loftin	55
2020	Jared McKenzie	12
2021	Jared McKenzie	62
2022	Tre Richardson	61

## HITS

YEAR	PLAYER	H
1970	Skip Balthrop	53
1971	John Dodgen	37
1972	Roland Lundy	40
1973	Rick Clopton	33
1974	Rick Clopton	44
1975	Julian Serna	52
1976	Rick Clopton	43
1977	Steve Macko	93
1978	Luke Prestridge	62
1979	Luke Prestridge	54
1980	Fritz Connally	49
	Gene de los Santos	49
1981	Jay Jeffrey	47
1982	Jim Trevathan	47
1983	Ronnie King	45
1984	Ronnie King	59
1985	Greg Dennis	74
1986	Mike Malinak	77
1987	Tony Huey	69
1988	Trent Weaver	60
1989	Steve Kliafas	57
1990	Mike Robison	57
1991	Kevin Ellis	76
1992	Mike Bohny	55
1993	Marty Crawford	82
1994	Marty Crawford	71
1995	Marty Crawford	69
1996	Marty Crawford	96
1997	Eric Nelson	89
1998	Charley Carter	99
1999	Eric Nelson	102
2000	Jaime Bubela	73
2001	Chris Durbin	93
	Kelly Shoppach	93
2002	Trey Webb	89
2003	David Murphy	121
2004	Michael Griffin	74
2005	Michael Griffin	85
2006	Zach Dillon	75
2007	Ben Booker	71
	Beamer Weems	71
2008	Shaver Hansen	72
2009	Dustin Dickerson	86
2010	Joey Hainsfurther	80
2011	Max Muncy	73
2012	Josh Ludy	84
2013	Nathan Orf	81
2014	Adam Toth	64
2015	Logan Brown	63
2016	Steven McLean	62
2017	Shea Langeliers	66
2018	Richard Cunningham	77
2019	Nick Loftin	76
	Richard Cunningham	76
2020	Jared McKenzie	28
2021	Jared McKenzie	82
2022	Jack Pineda	68

RECORDS

## YEARLY BATTING LEADERS

## DOUBLES

YEAR	PLAYER	2B
1970	Skip Balthrop	7
1971	three players	5
1972	Roland Lundy	10
1973	Denny Copeland	8
1974	Mike Czimskey	6
1975	Rick Clopton	11
	Pee Wee Serna	11
1976	Steve Macko	13
1977	Steve Macko	22
1978	Kenny Kolkhorst	15
1979	Fritz Connally	18
1980	Gene de los Santos	19
1981	Mark Simon	11
1982	Jim Trevathan	10
1983	Richard Gough	10
1984	Mike Malinak	16
1985	Greg Dennis	16
1986	Mike Malinak	17
1987	Mike Malinak	13
1988	Trent Weaver	15
1989	Mike Briley	13
	Tommy Echols	13
1990	Emile Sevadjian	10
1991	Kevin Ellis	14
1992	Kevin Ellis	11
1993	Marty Crawford	13
	Jason Marshall	13
1994	Marty Crawford	10
1995	Marty Crawford	16
1996	Marty Crawford	24
1997	Eric Nelson	16
	Chad Polk	16
1998	Charley Carter	24
1999	Eric Nelson	20
2000	Jace Brewer	21
2001	Chris Durbin	25
2002	Chris Durbin	25
2003	Michael Griffin	26
2004	Reid Brees	17
	Michael Griffin	17
2005	Zach Dillon	20
2006	Zach Dillon	14
2007	Beamer Weems	17
2008	Aaron Miller	18
2009	Dustin Dickerson	16
2010	Logan Vick	17
2011	Landis Ware	14
2012	Logan Vick	25
2013	Nathan Orf	15
2014	Adam Toth	9
	Aaron Dodson	9
	Matt Menard	9
2015	Darryn Sheppard	10
	Logan Brown	10
2016	Kameron Esthay	14
2017	Richard Cunningham	15
2018	Davis Wendzel	22
2019	Andy Thomas	22
2020	Esteban Cardoza-Oquendo	5
2021	Jack Pineda	16
	Tre Richardson	16
2022	Kyle Nevin	15
	Jack Pineda	15
	Tre Richardson	15

## TRIPLES

YEAR	PLAYER	3B
1970	George Lyons	3
1971	three players	1
1972	Denny Copeland	2
	Roland Lundy	2
1973	Rick Clopton	1
	Danny Dugan	1
1974	Rick Clopton	4
1975	Rick Clopton	2
	Duncan Shanklin	2
1976	Shane Nolen	2
1977	Steve Macko	7
1978	Manuel Ordonez	4
1979	three players	2
1980	Brent Lummus	3
1981	three players	2
1982	Randy Hill	3
1983	Jim Trevathan	3
1984	Ronnie King	5
1985	Kyle Todd	10
1986	Mike Malinak	7
	Brad Meyer	7
1987	Tony Huey	10
1988	Jackie Ball	3
1989	Mike Briley	4
1990	Mike Robison	5
1991	Mike Briley	6
1992	Brian Black	4
	Sean Severide	4
1993	Joe Wharton	5
1994	Mike Bohny	7
1995	Marty Crawford	6
1996	Scott Morrison	6
1997	Jon Topolski	6
1998	Jon Topolski	6
1999	Jon Topolski	11
2000	Eric Nelson	6
2001	Jaime Bubela	4
2002	David Murphy	3
2003	Mike Huggins	7
2004	Michael Griffin	8
2005	Mike Pankratz	4
2006	Chase Gerdes	5
2007	Seth Fortenberry	10
2008	Ben Booker	7
2009	Shaver Hansen	6
2010	Raynor Campbell	2
2011	Joey Hainsfurther	2
2012	Brooks Pinckard	6
2013	Brooks Pinckard	5
2014	Cal Towey	4
2015	Cal Towey	5
2016	Adam Toth	4
2017	Joe Sabatini	2
	West Tunnell	2
	Adam Toth	2
2018	Richard Cunningham	5
2019	Richard Cunningham	3
2020	Tucker Cascadden	3
2021	Richard Cunningham	4
2022	Nick Loftin	2
	Kyle Nevin	2
2021	Jared McKenzie	4
2022	Jack Pineda	5

## HOME RUNS

Year	Player	HR
1970	Don Dodgen	3
1971	Don Dodgen	3
1972	Wendell Crabb	3
1973	John Redding	4
1974	Danny Dugan	5
1975	Ken Kolkhurst	7
1976	Rick Clopton	5
1977	Leonard Woods	13
1978	Fritz Connally	11
1979	Fritz Connally	6
1980	Fritz Connally	14
1981	Jeff Mallett	11
1982	Jim Trevathan	7
1983	Cal Wood	6
1984	Kenneth Patterson	7
1985	Mike Malinak	8
	Keith Shepherd	8
1986	Mike Malinak	12
1987	Mike Malinak	9
1988	Mike Briley	4
1989	Trent Weaver	7
1990	Kevin Ellis	10
1991	Jahn Finke	13
1992	Sean Severide	5
1993	Jason Marshall	13
1994	Mike Bohny	2
	Casey Carter	2
	Mark Martin	2
	Mark Murphy	2
1995	Scott Morrison	4
1996	Marty Crawford	10
1997	Jeremy Dodson	15
1998	Charley Carter	21
1999	Matt Williams	19
2000	Kelly Shoppach	10
2001	Chris Durbin	14
2002	Mike Huggins	10
2003	Chris Durbin	14
2004	Josh Ford	18
2005	Josh Ford	9
2006	Seth Fortenberry	9
2007	Matt Czimskey	9
	Beamer Weems	9
2008	Aaron Miller	12
2009	Shaver Hansen	17
2010	Max Muncy	12
2011	Max Muncy	9
2012	Josh Ludy	16
2013	Grayson Porter	5
2014	Grayson Porter	5
2015	Kameron Esthay	5
2016	Darryn Sheppard	8
2017	Aaron Dodson	11
2018	Shea Langeliers	11
2019	Cole Haring	12
2020	Mack Mueller	4
2021	Andy Thomas	11
2022	Jared McKenzie	11

## RUNS BATTED IN

YEAR	PLAYER	RBI
1970	Lloyd Balthrop	16
	W. Turney Fox Dykes	16
1971	Four players	16
1972	Denny Copeland	19
1973	Bob Redding	23
1974	Rick Clopton	22
	Pee Wee Serna	23
1975	Ken Kolkhorst	32
1976	Shane Nolen	30
1977	Ken Kolkhorst	51
1978	Mike Johanson	48
1979	Luke Prestridge	30
1980	Fritz Connally	49
1981	Jeff Mallett	30
1982	Tank Davis	32
1983	Cal Wood	30
1984	Mike Malinak	34
	Keith Shepherd	34
1985	Kyle Todd	43
1986	Mike Malinak	57
1987	Mike Malinak	49
1988	Trent Weaver	28
1989	Tommy Echols	33
	Steve Kliafas	33
1990	Kevin Ellis	41
1991	Kevin Ellis	53
1992	Ray Hammond	28
1993	Jason Marshall	59
1994	Mike Bohny	40
1995	Marty Crawford	38
1996	Marty Crawford	67
1997	James Blair	51
1998	Charley Carter	86
1999	Eric Nelson	79
2000	Jace Brewer	50
2001	Kelly Shoppach	69
2002	Mike Huggins	62
2003	Michael Griffin	76
2004	Michael Griffin	40
	Drew Sutton	40
2005	Zach Dillon	43
2006	Zach Dillon	47
	Beamer Weems	47
2007	Beamer Weems	59
2008	Shaver Hansen	47
2009	Shaver Hansen	59
2010	Max Muncy	53
2011	Max Muncy	44
2012	Josh Ludy	71
2013	Cal Towey	45
2014	Grayson Porter	31
2015	Kameron Esthay	25
2016	Darryn Sheppard	40
2017	Aaron Dodson	42
2018	Davis Wendzel	49
2019	Cole Haring	44
2020	Nick Loftin	15
2021	Andy Thomas	60
2022	Kyle Nevin	49

## TOTAL BASES

YEAR	PLAYER	TB
1970	Skip Balthrop	74
1971	John Dodgen	53
1972	Roland Lundy	54
1973	Denny Copeland	43
1974	Rick Clopton	66
1975	Pee Wee Serna	78
1976	Rick Clopton	66
1977	Steve Macko	153
1978	Fritz Connally	106
1979	Fritz Connally	86
1980	Fritz Connally	106
1981	Jay Jeffrey	75
1982	Jim Trevathan	82
1983	Cal Wood	68
1984	Ronnie King	90
1985	Kyle Todd	115
1986	Mike Malinak	144
1987	Mike Malinak	112
1988	Trent Weaver	85
1989	Mike Briley	82
1990	Kevin Ellis	87
1991	Kevin Ellis	129
1992	Mike Bohny	75
1993	Jason Marshall	117
1994	Mike Bohny	94
1995	Mike Bohny	94
1996	Marty Crawford	154
1997	Jon Topolski	142
1998	Charley Carter	190
1999	Eric Nelson	185
2000	Jace Brewer	124
2001	Chris Durbin	162
2002	Mike Huggins	139
2003	Chris Durbin	183
2004	Josh Ford	125
2005	Josh Ford	135
2006	Seth Fortenberry	131
2007	Beamer Weems	125
2008	Shaver Hansen	118
	Aaron Miller	118
2009	Shaver Hansen	132
2010	Logan Vick	126
2011	Max Muncy	116
2012	Josh Ludy	147
2013	Nathan Orf	101
2014	Adam Toth	90
2015	Logan Brown	78
2016	Darryn Sheppard	98
2017	Shea Langeliers	114
2018	Richard Cunningham	122
2019	Nick Loftin	118
2020	Mack Mueller	32
2021	Jared McKenzie	134
2022	Jack Pineda	114



# YEARLY BATTING LEADERS

## WALKS

YEAR	PLAYER	BB
1970	Skip Balthrop	16
	Roland Lundy	16
1971	John Dodgen	16
	Raul Zamora	16
1972	Roland Lundy	20
1973	n/a	
1974	Denny Copeland	25
1975	Leonard Woods	28
1976	Rick Clopton	31
1977	Leonard Woods	50
1978	Burl Coker	46
1979	Fritz Connally	41
1980	Mark Simon	44
1981	Mark Simon	39
1982	James Woods	27
1983	Ronnie King	34
1984	Ronnie King	35
1985	Keith Shepherd	47
1986	Steve Jarvie	41
	Keith Shepherd	41
1987	Brad Meyer	42
1988	Trent Weaver	35
1989	Tommy Echols	27
1990	Mike Robison	32
1991	Mike Briley	42
1992	Matt Trozzo	29
1993	Mark Martin	45
1994	Matt Trozzo	40
1995	Traynor Reitmeier	34
1996	Steve Reintjes	39
	Jon Topolski	39
1997	Jon Topolski	42
1998	Jeremy Dodson	49
	Jon Topolski	49
1999	Jon Topolski	55
2000	Kelly Shoppach	36
2001	Trevor Mote	29
	David Murphy	29
2002	Chris Durbin	36
2003	Chris Durbin	42
	David Murphy	42
2004	Drew Sutton	32
2005	Josh Ford	35
2006	Zach Dillon	53
2007	Beamer Weems	35
2008	Aaron Miller	34
2009	Aaron Miller	25
2010	Logan Vick	59
2011	Max Muncy	37
2012	Logan Vick	43
2013	Cal Towey	36
2014	Lawton Langford	35
2015	Duncan Wendel	19
2016	Josh Bissonette	29
2017	T.J. Raguse	31
2018	Andy Thomas	41
2019	Davis Wendzel	31
2020	Andy Thomas	11
2021	Jack Pineda	33
2022	Tre Richardson	32

## TOTAL SACRIFICES

YEAR	PLAYER	SAC
1970	Roland Lundy	8
1971	Bart Bratcher	4
1972	John Walters	8
1973	Tommy Oliphant	9
1974	n/a	
1975	n/a	
1976	Duncan Shanklin	6
1977	Luke Prestridge	6
	Duncan Shanklin	6
1978	Mike Johanson	5
	Mike Wells	5
1979	Mike Johanson	7
1980	Gene de los Santos	9
1981	Brent Lummus	7
1982	Steve Ecton	5
	Spike Hubenak	5
1983	Steve Ecton	11
1984	Brad Lambert	7
1985	Tony Huey	9
1986	Brad Meyer	10
1987	Todd Wilson	7
1988	Trent Weaver	7
1989	Jud Arrington	9
1990	Ray Hammond	7
1991	Mike Briley	13
1992	Brian Black	7
1993	Matt Trozzo	12
1994	Matt Trozzo	10
1995	Marty Crawford	8
1996	Marty Crawford	9
1997	Eric Boisjoly	10
1998	Jeremy Dodson	10
1999	Jace Brewer	9
2000	Jaime Bubela	9
	Anthony Hensley	9
2001	Trevor Mote	10
2002	Trey Webb	10
2003	Trey Webb	10
2004	Kyle Reynolds	11
2005	three players	11
2006	Beamer Weems	17
2007	Chase Gerdes	9
2008	Dustin Dickerson	10
2009	Joey Hainsfurther	7
	Shaver Hansen	7
2010	Brooks Pinckard	12
2011	Steve DalPorto	16
2012	Cal Towey	16
2013	Jake Miller	12
2014	Brett Doe	16
2015	Steven McLean	9
2016	Steven McLean	12
2017	Josh Bissonette	10
2018	Josh Bissonette	9
	Nick Loftin	9
2019	Richard Cunningham	9
2020	Ricky Martinez	2
	Tre Richardson	2
	Hunter Seay	2
	Andy Thomas	2
2021	Esteban Cardoza-Oquendo	7
	Tre Richardson	7
	Andy Thomas	7
	Chase Wehsener	7
2022	Esteban Cardoza-Oquendo	10

## STOLEN BASES

YEAR	PLAYER	SB
1970	Don Dodgen	11
1971	Phil Beall	4
1972	Tommy Oliphant	9
1973	Rick Clopton	7
	Tom Stanton	7
1974	Pee Wee Serna	9
1975	Pee Wee Serna	9
1976	Rick Clopton	19
1977	Steve Macko	7
1978	Burl Coker	8
1979	Fritz Connally	6
1980	Mark Simon	11
1981	Cedrick Mack	9
	Brad Oliver	9
1982	Cedrick Mack	19
1983	Ronnie King	12
1984	Ronnie King	14
1985	Greg Dennis	9
	Kyle Todd	9
1986	Tony Huey	22
1987	Brad Meyer	20
1988	Mike Robison	24
1989	Trent Weaver	25
1990	Mike Robison	33
1991	Mike Robison	40
1992	Jack Stubbs	26
1993	Matt Trozzo	28
1994	Matt Trozzo	33
1995	Ben Bronson	18
1996	Jon Topolski	16
1997	Eric Nelson	20
1998	James Blair	25
1999	Anthony Hensley	29
2000	Anthony Hensley	32
2001	Chris Durbin	11
2002	Trey Webb	18
2003	Trey Webb	15
2004	Michael Griffin	17
2005	Chase Gerdes	11
	Kyle Reynolds	11
2006	Seth Fortenberry	22
2007	Chase Gerdes	17
2008	Ben Booker	11
2009	Brooks Pinckard	11
2010	Brooks Pinckard	18
2011	Brooks Pinckard	36
2012	Logan Vick	19
2013	Adam Toth	18
2014	Adam Toth	13
2015	Logan Brown	21
2016	Steven McLean	6
2017	T.J. Raguse	7
2018	Richard Cunningham	6
2019	Davis Wendzel	11
2020	Jared McKenzie	4
2021	Davion Downey	8
2022	Jack Pineda	10

RECORDS



# PITCHING LEADERS

## EARNED RUN AVERAGE

### SEASON, ALL-TIME

#### MIN. 45.0 INNINGS

1. John Bevil, 1968	1.07
2. Burl Coker, 1978	1.64
3. Steve Smith, 1982	1.72
4. Chad Hawkins, 2000	1.82
5. Jeff Mandel, 2005	1.91
6. Rickie Duane Fox, 1971	1.95
7. Josh Turley, 2012	1.96
8. Brian Carpenter, 1992	2.15
Ryan LaMotta, 2005	2.15
10. Pat Combs, 1988	2.16

### SEASON, ALUMINUM-BAT ERA

#### MIN. 45.0 INNINGS

1. Burl Coker, 1978	1.64
2. Steve Smith, 1982	1.72
3. Chad Hawkins, 2000	1.82
4. Jeff Mandel, 2005	1.91
5. Brian Carpenter, 1992	2.15
Ryan LaMotta, 2005	2.15
7. Pat Combs, 1988	2.16
8. Burl Coker, 1977	2.27
9. Frank Foltyn, 1992	2.32
10. Michael Roberts, 1978	2.37

### BIG 12 SEASON, STARTERS

1. Cody Bradford, 2018	1.88
2. Josh Turley, 2012	1.92
3. Chad Hawkins, 2000	2.04
4. Trent Blank, 2012	2.08
5. Jason Jennings, 1999	2.54
6. Logan Verrett, 2010	2.63
7. Mark McCormick, 2005	2.72
8. Steven White, 2001	2.76
9. Logan Verrett, 2011	2.92
10. Justin Taylor, 2001	2.93

### BIG 12 SEASON, RELIEVERS

1. Jake Weghorst, 2006	0.00
2. Luke Boyd, 2021	0.73
3. Jeff Mandel, 2005	0.86
4. Alex Phillips, 2018	0.96
5. Dillon Newman, 2012	1.17
6. Josh Michalec, 2013	1.27
7. Joe Heineman, 2018	1.46
8. Zane Carlson, 2000	1.48
9. Brooks Pinckard, 2010	1.53
10. Josh Scott, 1998	1.69

### CAREER

#### MIN. 150.0 INNINGS

1. Pat Combs, 1987-88	2.44
2. Michael Roberts, 1976-79	2.78
3. Burl Coker, 1975-78	2.81
4. Chad Hawkins, 1999-00	2.82
5. Kyle Hill, 2016-19	2.95
6. Josh Turley, 2010-12	2.97
7. Ricky Dusek, 1968-70	3.05
8. Brian Carpenter, 1990-92	3.06
9. Dillon Newman, 2011-14	3.11
10. Stephen Stuart, 1970-72	3.13

### Big 12 Career

#### MIN. 30.0 INNINGS

1. Crayton Bare, 2010-13	2.31
2. Josh Michalec, 2011-14	2.35
3. Chad Hawkins, 1999-00	2.72
4. Max Garner, 2009-12	2.88
5. Josh Turley, 2010-12	2.93
6. Nick Cassavechia, 2005-08	3.22
7. Austin Stone, 2012-13	3.40
8. Logan Verrett, 2009-11	3.52
9. Dillon Newman, 2011-13	3.53
10. Trent Blank, 2009-12	3.70

## APPEARANCES

### SEASON

1. Ryan LaMotta, 2005	36
Abe Woody, 2005	36
3. Kyle Edens, 2002	35
4. Doug Ashby, 2014	31
5. Zane Carlson, 2003	30
Ryan LaMotta, 2003	30
Nick Cassavechia, 2007	30
Josh Michalec, 2014	30
Kyle Hill, 2017	30
10. Max Garner, 2011	29
Ryan LaMotta, 2004	29
Ryan Leckich, 2019	29

### BIG 12 SEASON

1. Kyle Edens, 2002	17
2. Jason Jennings, 1997	15
3. Zane Carlson, 2000	14
Paul Thorp, 2001	14
Abe Woody, 2004	14
Ryan LaMotta, 2005	14
Max Garner, 2011	14
Josh Michalec, 2014	14
Drew Robertson, 2018	14
10. Matthew Marcom, 1997	13
Abe Woody, 2005	13
Nick Cassavechia, 2007	13
Josh Turley, 2010	13
Kyle Hill, 2017	13
Ryan Leckich, 2019	13
Ryan Leckich, 2021	13

### CAREER

1. Zane Carlson, 2000-04	111
Ryan LaMotta, 2003-06	111
3. Kyle Hill, 2016-19	93
Troy Montemayor, 2015-18	93
5. Matthew Marcom, 1995-98	91
Abe Woody, 2003-05	91
7. Ryan Leckich, 2017-21	86
8. Kyle Edens, 1999-02	85
9. Frank Foltyn, 1989-92	83
10. Nick Cassavechia, 2005-08	82

### BIG 12 CAREER

1. Zane Carlson, 2000-04	49
2. Ryan LaMotta, 2003-06	47
3. Justin Taylor, 1999-02	40
4. Abe Woody, 2003-05	36
Willie Kempf, 2007-10	36
6. Max Garner, 2009-13	35
7. Jason Jennings, 1997-99	34
8. Josh Scott, 1998-01	33
Nick Cassavechia, 2005-08	33
10. Kyle Edens, 1999-02	32
Ryan Leckich, 2017-21	32

## GAMES STARTED

### SEASON

1. Mark McCormick, 2005	20
2. Kip Wells, 1998	19
Steven White, 2003	19
Cory VanAllen, 2005	19
5. Jason Jennings, 1999	18
Justin Taylor, 2002	18
Trey Taylor, 2005	18
8. Sammy Bickham, 1977	17
Josh Turley, 2012	17
10. 16 Times	16

### BIG 12 SEASON

1. Kris Lambert, 1997	10
Kip Wells, 1997	10
Jason Jennings, 1998	10
Kyle Evans, 2000	10
Chad Hawkins, 2000	10
6. 20 Times	9

### CAREER

1. Steven White, 2000-03	59
2. Trey Taylor, 2002-05	52
3. Josh Scott, 1998-01	50
4. Kris Lambert, 1994-97	48
5. Kip Wells, 1996-98	45
Mark McCormick, 2003-05	45
7. Bruce Aguilar, 1986-89	41
Hayden Kettler, 2017-21	41
Tyler Thomas, 2018-22	41
10. Sean Walker, 2002-05	40

### BIG 12 CAREER

1. Steven White, 2000-03	28
2. Kendal Volz, 2007-09	26
3. Josh Scott, 1998-01	25
4. Trey Taylor, 2002-05	21
Logan Verrett, 2009-11	21
6. Shawn Tolleson, 2008-10	20
7. Kip Wells, 1997-98	19
Jason Jennings, 1997-99	19
Kyle Evans, 1998-00	19
Chad Hawkins, 1999-00	19

## RELIEF APPEARANCES

### SEASON

1. Ryan LaMotta, 2005	36
Abe Woody, 2005	36
3. Kyle Edens, 2002	35
4. Nick Cassavechia, 2007	30
5. Kyle Hill, 2017	30
6. Zane Carlson, 2003	29
Ryan LaMotta, 2004	29
Max Garner, 2011	29
Ryan Leckich, 2019	29
10. Mark Outlaw, 1999	28
Paul Thorp, 2001	28
Paul Thorp, 2002	28
Abe Woody, 2004	28
Drew Robertson, 2018	28

### BIG 12 SEASON

1. Kyle Edens, 2002	17
2. Jason Jennings, 1997	15
3. Zane Carlson, 2000	14
Paul Thorp, 2001	14
Abe Woody, 2004	14
Ryan LaMotta, 2005	14
Max Garner, 2011	14
Drew Robertson, 2018	14
9. Abe Woody, 2005	13
Nick Cassavechia, 2007	13
Josh Turley, 2010	13
Crayton Bare, 2013	13
Kyle Hill, 2017	13
Ryan Leckich, 2019	13
Ryan Leckich, 2021	13

### CAREER

1. Zane Carlson, 2000-04	110
2. Ryan LaMotta, 2003-06	93
3. Troy Montemayor, 2015-18	92
4. Abe Woody, 2003-05	89
5. Nick Cassavechia, 2005-08	82
Ryan Leckich, 2017-21	82
7. Kyle Edens, 1999-02	79
8. Matthew Marcom, 1995-98	74
9. Crayton Bare, 2010-13	70
Luke Boyd, 2017-21	70

### BIG 12 CAREER

1. Zane Carlson, 2000-04	48
2. Troy Montemayor, 2015-18	41
3. Ryan LaMotta, 2003-06	38
4. Ryan Leckich, 2017-21	35
5. Abe Woody, 2003-05	34
6. Nick Cassavechia, 2005-08	33
7. Kyle Edens, 1999-02	30
8. Crayton Bare, 2010-13	29
9. Paul Thorp, 2000-02	27
10. Drew Robertson, 2016-18	26





# PITCHING LEADERS

<p><b>WINS</b></p> <p><b>SEASON</b></p> <ol style="list-style-type: none"> <li>Kip Wells, 1998 13</li> <li>Jason Jennings, 1999 13</li> <li>Jon Perlman, 1979 12</li> <li>Jason Jennings, 1998 11</li> <li>Kyle Evans, 2000 11</li> <li>Chad Hawkins, 2000 11</li> <li>Trent Blank, 2012 11</li> <li>Sammy Bickham, 1977 10</li> <li>Burl Coker, 1977 10</li> <li>Blaine Beatty, 1980 10</li> <li>Joe Wharton, 1993 10</li> <li>Kris Lambert, 1996 10</li> <li>Josh Scott, 1999 10</li> <li>Steven White, 2001 10</li> <li>Abe Woody, 2005 10</li> </ol> <p><b>BIG 12 SEASON</b></p> <ol style="list-style-type: none"> <li>Jason Jennings, 1999 9</li> <li>Chad Hawkins, 2000 8</li> <li>Kyle Evans, 2000 7</li> <li>Jason Jennings, 1998 6</li> <li>Steven White, 2001 6</li> <li>Sean Walker, 2003 6</li> <li>Mark McCormick, 2005 6</li> <li>Josh Turley, 2012 6</li> <li>Brett Bergman, 1997 5</li> <li>Kris Lambert, 1997 5</li> <li>Kip Wells, 1998 5</li> <li>Justin Taylor, 2001 5</li> <li>Trent Blank, 2012 5</li> </ol> <p><b>CAREER</b></p> <ol style="list-style-type: none"> <li>Burl Coker, 1975-78 28</li> <li>Steven White, 2000-03 28</li> <li>Jason Jennings, 1997-99 27</li> <li>Justin Taylor, 1999-02 26</li> <li>Frank Foltyn, 1989-92 23</li> <li>Kris Lambert, 1994-97 22</li> <li>Willie Kempf, 2007-10 22</li> <li>Rickie Fox, 1971-74 21</li> <li>Ted Richardson, 1985-88 21</li> <li>Bruce Aguilar, 1986-89 21</li> <li>Kip Wells, 1996-98 21</li> <li>Josh Scott, 1998-01 21</li> <li>Abe Woody, 2003-05 21</li> <li>Ryan LaMotta, 2003-06 21</li> </ol> <p><b>BIG 12 CAREER</b></p> <ol style="list-style-type: none"> <li>Jason Jennings, 1997-99 17</li> <li>Justin Taylor, 1999-02 15</li> <li>Steven White, 2000-03 12</li> <li>Chad Hawkins, 1999-00 10</li> <li>Sean Walker, 2002-05 10</li> <li>Abe Woody, 2003-05 10</li> <li>Brett Bergman, 1997-98 9</li> <li>Josh Scott, 1998-01 9</li> <li>Willie Kempf, 2007-10 9</li> <li>Logan Verrett, 2009-11 9</li> <li>Josh Turley, 2010-12 9</li> </ol>	<p><b>WINS IN RELIEF</b></p> <p><b>SEASON</b></p> <ol style="list-style-type: none"> <li>Abe Woody, 2005 10</li> <li>Alex Phillips, 2018 7</li> <li>Frank Foltyn, 1991 6</li> <li>Brett Bergman, 1997 6</li> <li>Ryan LaMotta, 2003 6</li> <li>Abe Woody, 2003 6</li> <li>Nick Cassavechia, 2007 6</li> <li>Crayton Bare, 2013 6</li> <li>Kyle Hill, 2019 6</li> <li>Jimmy Winston, 2021 6</li> </ol> <p><b>BIG 12 SEASON</b></p> <ol style="list-style-type: none"> <li>Brett Bergman, 1997 5</li> <li>Crayton Bare, 2013 5</li> <li>Justin Taylor, 2000 4</li> <li>Abe Woody, 2004 4</li> <li>Abe Woody, 2005 4</li> <li>Kyle Edens, 2002 3</li> <li>Nick Cassavechia, 2007 3</li> <li>Alex Phillips, 2018 3</li> <li>14 times 2</li> </ol> <p><b>CAREER</b></p> <ol style="list-style-type: none"> <li>Abe Woody, 2003-05 21</li> <li>Ryan LaMotta, 2003-06 14</li> <li>Frank Foltyn, 1989-92 13</li> <li>Kyle Edens, 1999-02 11</li> <li>Justin Taylor, 1999-02 11</li> <li>Brett Bergman, 1995-98 10</li> <li>Matthew Marcom, 1995-98 9</li> <li>Zane Carlson, 2000-04 9</li> <li>Nick Cassavechia, 2005-08 9</li> <li>Paul Thorp, 2000-02 8</li> <li>Crayton Bare, 2010-13 8</li> </ol> <p><b>BIG 12 CAREER</b></p> <ol style="list-style-type: none"> <li>Abe Woody, 2003-05 10</li> <li>Justin Taylor, 1999-02 6</li> <li>Crayton Bare, 2010-13 6</li> <li>Brett Bergman, 1997 5</li> <li>Kyle Edens, 1999-02 4</li> <li>Paul Thorp, 2000-02 4</li> <li>Zane Carlson, 2000-04 4</li> <li>Alex Phillips, 2016-2018 4</li> <li>Ryan LaMotta, 2003-06 3</li> <li>Nick Cassavechia, 2005-08 3</li> <li>Brooks Pinckard, 2009-11 3</li> </ol>	<p><b>LOSSES</b></p> <p><b>SEASON</b></p> <ol style="list-style-type: none"> <li>Jerry Arnold, 1981 8</li> <li>Jeff Mandel, 2007 8</li> <li>Steve Smith, 1983 7</li> <li>Aaron Lineveaver, 1995 7</li> <li>Brett Bergman, 1998 7</li> <li>Kendal Volz, 2009 7</li> <li>Shawn Tolleson, 2010 7</li> <li>Matt Voelker, 2022 7</li> <li>22 times 6</li> </ol> <p><b>BIG 12 SEASON</b></p> <ol style="list-style-type: none"> <li>Kendal Volz, 2009 6</li> <li>Kendal Volz, 2008 5</li> <li>Shawn Tolleson, 2010 5</li> <li>12 times 4</li> </ol> <p><b>CAREER</b></p> <ol style="list-style-type: none"> <li>Jerry Arnold, 1979-82 19</li> <li>Aaron Lineveaver, 1993-95 18</li> <li>Kris Lambert, 1994-97 18</li> <li>Brett Bergman, 1995-98 18</li> <li>Rickie Duane Fox, 1971-74 17</li> <li>Sean Walker, 2002-05 17</li> <li>Drew Tolson, 2013-16 17</li> <li>Zane Carlson, 2000-04 16</li> <li>Ryan LaMotta, 2003-06 16</li> <li>Frank Foltyn, 1989-92 15</li> <li>Trey Taylor, 2002-05 15</li> <li>Kendal Volz, 2007-09 15</li> <li>Daniel Castano, 2014-16 15</li> </ol> <p><b>BIG 12 CAREER</b></p> <ol style="list-style-type: none"> <li>Kendal Volz, 2007-09 13</li> <li>Max Garner, 2009-13 13</li> <li>Shawn Tolleson, 2008-10 11</li> <li>Steven White, 2000-03 10</li> <li>Ryan LaMotta, 2003-06 9</li> <li>Jason Jennings, 1997-99 7</li> <li>Zane Carlson, 2000-04 7</li> <li>Jeff Mandel, 2004-07 7</li> <li>Cody Bradford, 2017-19 7</li> <li>Tyler Thomas, 2018-22 7</li> </ol>	<p><b>WINNING PERCENTAGE</b></p> <p><b>SEASON</b></p> <p><b>MIN. 7 DECISIONS</b></p> <ol style="list-style-type: none"> <li>Ted Richardson, 1985 [7-0] 1.000</li> <li>Trent Blank, 2012 [11-1] .917</li> <li>Pat Combs, 1987 [9-1] .900</li> <li>Josh Turley, 2012 [9-1] .900</li> <li>Andy Beene, 1976 [8-1] .889</li> <li>Glenn Nevill, 1989 [7-1] .875</li> <li>Scott Ruffcorn, 1991 [7-1] .875</li> <li>Kyle Evans, 1999 [7-1] .875</li> <li>Logan Verrett, 2009 [7-1] .875</li> <li>Tyler Bremer, 2012 [7-1] .875</li> </ol> <p><b>BIG 12 SEASON</b></p> <p><b>MIN. 4 DECISIONS</b></p> <ol style="list-style-type: none"> <li>Jason Jennings, 1999 [9-0] 1.000</li> <li>Josh Turley, 2012 [6-0] 1.000</li> <li>Brett Bergman, 1997 [5-0] 1.000</li> <li>Justin Taylor, 2000 [4-0] 1.000</li> <li>Kyle Evans, 2000 [7-1] .875</li> <li>Mark McCormick, 2005 [6-1] .857</li> <li>Justin Taylor, 2001 [5-1] .833</li> <li>Trent Blank, 2012 [5-1] .833</li> <li>Crayton Bare, 2013 [5-1] .833</li> <li>Josh Scott, 1999 [4-1] .800</li> <li>Justin Taylor, 2002 [4-1] .800</li> <li>Abe Woody, 2004 [4-1] .800</li> <li>Cory VanAllen, 2005 [4-1] .800</li> </ol> <p><b>CAREER</b></p> <p><b>MIN. 10 DECISIONS</b></p> <ol style="list-style-type: none"> <li>Jon Ringenberg, 2008-11 [9-1] .900</li> <li>Kyle Evans, 1998-00 [19-3] .864</li> <li>Abe Woody, 2003-05 [21-4] .840</li> <li>David Elsbernd, 1992 [8-2] .800</li> <li>Trent Blank, 2009-12 [19-5] .792</li> <li>Justin Taylor, 1999-02 [26-8] .765</li> <li>Jon Perlman, 1978-79 [19-6] .760</li> <li>Tyler Bremer, 2011-12 [9-3] .750</li> <li>Scott Ruffcorn, 1989-91 [20-7] .741</li> <li>Josh Turley, 2010-12 [17-6] .739</li> </ol> <p><b>BIG 12 CAREER</b></p> <p><b>MIN. 5 DECISIONS</b></p> <ol style="list-style-type: none"> <li>Kyle Evans, 1998-00 [8-1] .889</li> <li>Crayton Bare, 2010-13 [6-1] .857</li> <li>Trent Blank, 2009-12 [8-2] .800</li> <li>Mark Outlaw, 1998-99 [4-1] .800</li> <li>Abe Woody, 2003-05 [10-3] .769</li> <li>Brett Bergman, 1997-98 [9-3] .750</li> <li>Justin Taylor, 1999-02 [9-3] .750</li> <li>Josh Turley, 2010-12 [9-3] .750</li> <li>Mark McCormick, 2003-05 [8-3] .727</li> <li>Chad Hawkins, 1999-00 [10-4] .714</li> <li>Sean Walker, 2002-05 [10-4] .714</li> </ol>
---	--	--	---

RECORDS

# PITCHING LEADERS

## SAVES

SEASON	
1. Josh Michalec, 2014	21
2. Zane Carlson, 2000	15
3. Kyle Edens, 2002	14
Troy Montemayor, 2016	14
5. Brooks Pinckard, 2010	12
Troy Montemayor, 2017	12
7. Zane Carlson, 2003	11
Abe Woody, 2005	11
Nick Cassavechia, 2007	11
Troy Montemayor, 2018	11

## BIG 12 SEASON

1. Zane Carlson, 2000	10
Troy Montemayor, 2016	10
3. Troy Montemayor, 2018	9
4. Max Garner, 2012	7
5. Josh Michalec, 2014	7
6. Kyle Edens, 2002	6
Max Garner, 2011	6
8. Jason Jennings, 1997	5
Zane Carlson, 2001	5
Ryan LaMotta, 2005	5
Nick Cassavechia, 2006	5
Troy Montemayor, 2017	5

## CAREER

1. Zane Carlson, 2000-04	37
Troy Montemayor, 2015-18	37
3. Nick Cassavechia, 2005-08	24
4. Josh Michalec, 2011-14	21
5. Abe Woody, 2003-05	19
6. Kyle Edens, 1999-02	18
Max Garner, 2009-12	18
8. Brooks Pinckard, 2009-11	16
9. Luke Boyd, 2017-21	14
10. Jason Jennings, 1997-99	13
Ryan LaMotta, 2003-06	13

## BIG 12 CAREER

1. Troy Montemayor, 2015-18	19
2. Zane Carlson, 2000-04	17
3. Max Garner, 2009-12	13
4. Abe Woody, 2003-05	8
Nick Cassavechia, 2005-08	8
6. Kyle Edens, 1999-02	7
Josh Michalec, 2011-14	7
8. Ryan LaMotta, 2003-06	6
9. Jason Jennings, 1997-99	5
Brooks Pinckard, 2009-11	5

## COMPLETE GAMES

SEASON	
1. Brian Carpenter, 1992	12
2. Blaine Beatty, 1986	10
3. John Bevil, 1968	9
Pat Combs, 1988	9
Jason Jennings, 1999	9
6. Seven times	8

## BIG 12 SEASON

1. Jason Jennings, 1999	6
Chad Hawkins, 2000	6
3. Jason Jennings, 1998	4
Kip Wells, 1998	4
5. Kris Lambert, 1997	3
Kyle Evans, 2000	3
Steven White, 2001	3
8. Jason Taylor, 2001	2
Steven White, 2003	2
Ryan LaMotta, 2006	2
Shawn Tolleson, 2008	2
Cody Bradford, 2018	2

## CAREER

1. Ricky Dusek, 1968-70	19
2. Blaine Beatty, 1985-86	16
Pat Combs, 1987-88	16
4. Burl Coker, 1975-78	15
Alan Koonce, 1982-85	15
Jason Jennings, 1997-99	15
7. Stephen Stuart, 1970-72	14
James Sanders, 1970-73	14
Bruce Aguilar, 1986-89	14
10. Brian Carpenter, 1990-92	13
Rickie Duane Fox, 1971-74	13

## BIG 12 CAREER

1. Jason Jennings, 1997-99	10
2. Chad Hawkins, 1999-00	7
3. Steven White, 2000-03	5
4. Kip Wells, 1997-98	4
5. Kris Lambert, 1997	3
Kyle Evans, 1998-00	3
7. Justin Taylor, 1999-02	2
Sean Walker, 2002-05	2
Ryan LaMotta, 2003-06	2
Shawn Tolleson, 2008-10	2
Logan Verrett, 2009-11	2
Cody Bradford, 2018	2

## SHUTOUTS

SEASON	
<b>SINCE 1968</b>	
1. John Bevil, 1968	3
Jason Jennings, 1999	3
3. Rickie Duane Fox, 1971	2
Tim Peters, 1995	2
Kyle Evans, 2000	2
Shawn Tolleson, 2008	2
Cody Bradford, 2018	2
7. Several times	1

## BIG 12 SEASON

1. Kyle Evans, 2000	2
Shawn Tolleson, 2008	2
Cody Bradford, 2018	2
3. Jason Jennings, 1999	1
Chad Hawkins, 2000	1
Steven White, 2001	1
Mark McCormick, 2004	1
Ryan LaMotta, 2006	1
Willie Kempf, 2009	1

## CAREER

1. John Bevil, 1968	3
Ricky Dusek, 1968-70	3
Jason Jennings, 1997-99	3
4. Stephen Stuart, 1970-72	2
Rickie Duane Fox, 1971-74	2
Tim Peters, 1995	2
Kyle Evans, 1998-00	2
Steven White, 2000-03	2
Shawn Tolleson, 2007-10	2
Cody Bradford, 2017-2019	2
10. Several times	1

## BIG 12 CAREER

1. Kyle Evans, 1999-00	2
Shawn Tolleson, 2008-10	2
Cody Bradford, 2017-2019	2
3. Jason Jennings, 1997-98	1
Chad Hawkins, 1999-00	1
Steven White, 2000-03	1
Mark McCormick, 2003-05	1
Ryan LaMotta, 2003-06	1
Willie Kempf, 2007-10	1

## OPP. BATTING AVERAGE

SEASON	
<b>MIN. 50.0 INNINGS</b>	
1. Mark McCormick, 2005	.184
2. Jason Jennings, 1999	.193
3. Austin Stone, 2014	.198
4. Tyler Thomas, 2021	.202
5. Abe Woody, 2005	.207
Ryan LaMotta, 2005	.207
7. Abe Woody, 2003	.208
Jimmy Winston, 2021	.208
9. Zane Carlson, 2003	.214
10. Tyler Thomas, 2022	.215

## BIG 12 SEASON

MIN. 8.0 INNINGS	
1. Luke Boyd, 2021	0.98
2. Troy Montemayor, 2016	.114
3. Troy Montemayor, 2017	.143
4. Zane Carlson, 2000	.146
5. Cam Caley, 2021	.169
6. Mark McCormick, 2005	.170
7. Mace Thurman, 2008	.175
8. Jake Weghorst, 2006	.176
9. Willie Kempf, 2007	.179
10. Jason Jennings, 1999	.185

## CAREER

MIN. 150 INNINGS	
1. Mark McCormick, 2003-05	.211
2. Abe Woody, 2003-05	.213
3. Tyler Thomas, 2018-22	.216
4. Ryan LaMotta, 2003-06	.237
5. Jimmy Winston, 2017-21	.238
6. Zane Carlson, 2000-04	.240
Chad Hawkins, 1999-00	.240
8. Dillon Newman, 2011-14	.255
9. Trey Taylor, 2002-05	.257
10. Steven White, 2000-03	.257

## BIG 12 CAREER

MIN. 30.0 INNINGS	
1. Mark McCormick, 2003-05	.214
2. Brooks Pinckard, 2009-11	.215
3. Jason Jennings, 1997-99	.230
4. Josh Michalec, 2011-14	.232
5. Abe Woody, 2003-05	.239
6. Chad Hawkins, 1999-00	.239
7. Matthew Marcom, 1997-98	.241
8. Max Garner, 2009-13	.245
9. Kyle Evans, 1998-00	.248
Zane Carlson, 2000-04	.248
Tyler Thomas, 2018-22	.248



# PITCHING LEADERS

## INNINGS

SEASON	INNINGS
1. Jason Jennings, 1999	146.2
2. Steven White, 2003	129.0
3. Kip Wells, 1998	123.2
4. Chad Hawkins, 2000	123.1
5. Brian Carpenter, 1992	121.1
6. Justin Taylor, 2002	117.2
7. Jason Jennings, 1998	117.0
8. Chad Hawkins, 1999	115.2
9. Blaine Beatty, 1986	114.0
10. Mark McCormick, 2005	112.2

## BIG 12 SEASON

1. Chad Hawkins, 2000	79.1
2. Kris Lambert, 1997	76.0
3. Jason Jennings, 1999	74.1
4. Jason Jennings, 1998	72.2
5. Kyle Evans, 2000	68.0
6. Ryan LaMotta, 2006	66.0
7. Steven White, 2001	65.1
8. Kip Wells, 1998	64.0
9. Chad Hawkins, 1999	63.0
10. Logan Verrett, 2011	61.2

## CAREER

1. Steven White, 2000-03	368.1
2. Kris Lambert, 1994-97	337.2
3. Ryan LaMotta, 2003-06	316.1
4. Josh Scott, 1998-01	314.1
5. Jason Jennings, 1997-99	313.1
6. Burl Coker, 1975-78	311.0
7. Trey Taylor, 2002-05	301.2
8. Justin Taylor, 1999-02	298.1
9. Kip Wells, 1996-98	282.0
10. Brett Bergman, 1995-98	279.1

## BIG 12 CAREER

1. Steven White, 2000-03	186.0
2. Jason Jennings, 1997-99	177.2
3. Justin Taylor, 1999-02	151.2
4. Logan Verrett, 2009-11	150.2
5. Chad Hawkins, 1999-00	142.1
Josh Scott, 1998-01	142.1
7. Kendal Volz, 2007-09	140.2
8. Ryan LaMotta, 2003-06	140.0
9. Josh Turley, 2010-12	138.0
10. Shawn Tolleson, 2008-10	120.1

## HITS ALLOWED

SEASON	HITS ALLOWED
1. Jason Jennings, 1998	123
Steven White, 2003	123
3. Blaine Beatty, 1986	121
Kip Wells, 1998	121
5. Justin Taylor, 2002	118
Cory VanAllen, 2005	118
7. Chad Hawkins, 1999	114
8. Bruce Aguilar, 1989	113
9. Kris Lambert, 1997	111
10. Brett Bergman, 1998	110

## BIG 12 SEASON

1. Jason Jennings, 1998	80
2. Kris Lambert, 1997	76
3. Kip Wells, 1997	75
Kendal Volz, 2009	75
5. Josh Turley, 2011	68
6. Steven White, 2002	66
7. Chad Hawkins, 2000	65
8. Logan Verrett, 2011	62
9. Chad Hawkins, 1999	61
Cory VanAllen, 2006	61

## CAREER

1. Steven White, 2000-03	364
2. Kris Lambert, 1994-97	338
3. Kip Wells, 1996-98	316
4. Brett Bergman, 1995-98	312
Josh Scott, 1998-01	312
6. Justin Taylor, 1999-02	308
7. Trey Taylor, 2002-05	296
8. Alan Koonce, 1982-85	289
9. Matthew Marcom, 1995-98	283
10. Ryan LaMotta, 2003-06	278

## BIG 12 CAREER

1. Steven White, 2000-03	179
Kendal Volz, 2007-09	179
3. Logan Verrett, 2009-11	160
4. Justin Taylor, 1999-02	156
5. Josh Scott, 1998-01	154
6. Jason Jennings, 1997-99	153
7. Josh Turley, 2010-12	143
8. Shawn Tolleson, 2008-10	132
9. Kip Wells, 1997-98	131
Ryan LaMotta, 2003-06	131

## RUNS ALLOWED

SEASON	RUNS ALLOWED
1. Jason Jennings, 1998	83
2. Kip Wells, 1997	82
3. Aaron Lineveaver, 1994	76
4. Brett Bergman, 1998	73
5. Jaime Cocanower, 1978	71
6. Jared Theodorakos, 2002	70
7. Matthew Marcom, 1996	69
8. Kris Lambert, 1997	68
Josh Scott, 1999	68
10. Jerry Arnold, 1981	67
Shawn Tolleson, 2010	67

## BIG 12 SEASON

1. Kip Wells, 1997	61
2. Jason Jennings, 1998	56
3. Kendal Volz, 2009	47
4. Kris Lambert, 1997	43
Steven White, 2002	43
6. Jared Theodorakos, 2002	41
7. Michael Bradford, 1997	39
8. Randall Linebaugh, 2007	38
9. Steven White, 2003	37
Jake Jackson, 2022	37

## CAREER

1. Steven White, 2000-03	215
2. Kris Lambert, 1994-97	213
Kip Wells, 1996-98	213
4. Trey Taylor, 2002-05	199
5. Brett Bergman, 1995-98	193
6. Aaron Lineveaver, 1993-95	179
7. Josh Scott, 1998-01	175
8. Matthew Marcom, 1995-98	174
9. Bruce Aguilar, 1986-89	159
10. Jason Jennings, 1997-99	157

## BIG 12 CAREER

1. Steven White, 2000-03	118
2. Kendal Volz, 2007-09	109
3. Jason Jennings, 1997-99	99
4. Josh Scott, 1998-01	93
5. Kip Wells, 1997-98	92
6. Trey Taylor, 2002-05	89
Willie Kempf, 2007-10	89
Shawn Tolleson, 2008-10	89
9. Justin Taylor, 1999-02	78
10. Logan Verrett, 2009-11	76

## EARNED RUNS ALLOWED

SEASON	EARNED RUNS ALLOWED
1. Jason Jennings, 1998	66
2. Aaron Lineveaver, 1994	59
Brett Bergman, 1999	59
Steven White, 2003	59
5. Jerry Arnold, 1981	57
Josh Scott, 1999	57
7. Bruce Aguilar, 1989	56
Matthew Marcom, 1996	56
Kip Wells, 1997	56
10. Kip Wells, 1996	55

## BIG 12 SEASON

1. Jason Jennings, 1998	42
2. Kip Wells, 1997	39
3. Steven White, 2002	38
4. Randall Linebaugh, 2007	37
5. Kris Lambert, 1997	36
Kendal Volz, 2009	36
7. Jake Jackson, 2022	35
8. Michael Bradford, 1997	34
Brett Bergman, 1998	34
10. Steven White, 2003	33

## CAREER

1. Steven White, 2000-03	177
2. Kris Lambert, 1994-97	175
3. Kip Wells, 1996-98	162
4. Brett Bergman, 1995-98	158
5. Josh Scott, 1998-01	150
6. Matthew Marcom, 1995-98	144
Aaron Lineveaver, 1993-95	144
8. Trey Taylor, 2002-05	143
9. Nick Lewis, 2014-17	129
10. Sean Walker, 2002-05	125

## BIG 12 CAREER

1. Steven White, 2000-03	97
2. Kendal Volz, 2007-09	85
3. Josh Scott, 1998-01	81
4. Jason Jennings, 1997-99	77
5. Willie Kempf, 2007-10	65
6. Justin Taylor, 1999-02	64
7. Kip Wells, 1997-98	63
8. Shawn Tolleson, 2008-10	62
9. Nick Lewis, 2014-17	61
10. Logan Verrett, 2009-11	59

## STRIKEOUT-TO-WALK-RATIO

### SEASON, STARTERS (SINCE 1968)

1. Dillon Newman, 2013	10.40
2. Tyler Thomas, 2022	5.67
Steve Stuart, 1971	4.90
4. Logan Verrett, 2010	4.22
5. Chad Hawkins, 1999	4.00
6. Josh Scott, 1999	3.79
7. Josh Turley, 2012	3.76
8. Rick Dusek, 1970	3.64
9. Tyler Bremer, 2012	3.57
10. Jason Jennings, 1999	3.44

### BIG 12 SEASON, STARTERS

1. Dillon Newman, 2013	13.00
2. Josh Turley, 2012	4.75
3. Logan Verrett, 2010	4.14
4. Kendal Volz, 2007	4.00
Max Garner, 2013	4.00
6. Jason Jennings, 1999	3.96
7. Josh Turley, 2011	3.89
8. Cody Bradford, 2018	3.77
9. Trent Blank, 2012	3.67
10. Kip Wells, 1998	3.26

### SEASON, RELIEVERS (SINCE 1968)

1. Kyle Edens, 2002	5.80
2. Zane Carlson, 2003	5.07
3. Tim Matthews, 2008	4.44
4. Dillon Newman, 2012	4.00
5. Luke Boyd, 2021	3.91
Ryan LaMotta, 2005	3.90
7. Nick Cassavechia, 2007	3.60
8. Jason Jennings, 1997	3.59
9. Logan Verrett, 2009	3.37
10. Crayton Bare, 2012	3.29

### BIG 12 SEASON, RELIEVERS

1. Troy Montemayor, 2018	9.00
2. Grant Golomb, 2022	6.00
3. Ryan LaMotta, 2005	5.14
4. Nick Cassavechia, 2007	4.40
5. Luke Boyd, 2021	4.20
6. Max Garner, 2012	4.00
Crayton Bare, 2013	4.00
8. Zane Carlson, 2003	3.83
9. Nick Cassavechia, 2006	3.75
10. Kyle Edens, 2002	3.63

### CAREER (SINCE 1968)

MIN. 100.0 INNINGS	RATIO
1. Dillon Newman, 2011-14	3.76
2. Rick Dusck, 1968-70	3.58
3. Logan Verrett, 2009-11	3.52
4. Chad Hawkins, 1999-00	3.40
5. Kyle Edens, 1999-02	3.32
6. Zane Carlson, 2000-04	3.17
7. Josh Turley, 2010-12	3.13
8. Jason Jennings, 1997-99	3.02
9. Joe Wharton, 1992-93	2.81
10. Justin Taylor, 1999-02	2.69

### BIG 12 CAREER

MIN. 30.0 INNINGS	RATIO
1. Aaron Miller, 2007-09	3.77
2. Max Garner, 2009-13	3.48
3. Nick Cassavechia, 2005-08	3.40
4. Logan Verrett, 2009-11	3.39
Crayton Bare, 2010-13	3.31
6. Josh Turley, 2010-12	3.11
7. Dillon Newman, 2011-14	3.05
8. Kendal Volz, 2007-09	2.89
9. Jason Jennings, 1997-99	2.88
10. Kris Lambert, 1997	2.71



# PITCHING LEADERS

## WALKS

SEASON	
1. Jaime Coacanower, 1978	76
2. Sammy Bickham, 1977	68
3. Mark McCormick, 2005	66
4. Ken Patterson, 1984	63
5. Steven White, 2001	61
6. Ken Patterson, 1985	60
7. Aaron Lineweaver, 1993	56
8. Scott Ruffcorn, 1989	55
Tyler Thomas, 2018	55
10. Jason Jennings, 1998	53

## BIG 12 SEASON

1. Steven White, 2001	41
2. Kip Wells, 1997	35
3. Mark McCormick, 1998	34
4. Steven White, 2003	30
5. Chad Hawkins, 2000	28
6. Steven White, 2002	26
Mark McCormick, 2005	26
Cory VanAllen, 2006	26
9. Sean Walker, 2003	25
10. Six times	24

## CAREER

1. Steven White, 2000-03	185
2. Kris Lambert, 1994-97	154
3. Mark McCormick, 2003-05	152
4. Jason Rathbun, 1991-93	137
Aron Lineweaver, 1993-95	137
6. Scott Ruffcorn, 1989-91	136
7. Kip Wells, 1996-98	133
8. Jerry Arnold, 1979-82	132
9. Glenn Nevill, 1988-91	130
Trey Taylor, 2002-05	130

## BIG 12 CAREER

1. Steven White, 2000-03	103
2. Jason Jennings, 1997-99	74
3. Willie Kempf, 2007-10	62
4. Josh Scott, 1998-01	61
5. Trey Taylor, 2002-05	60
6. Kip Wells, 1997-98	58
7. Justin Taylor, 1999-02	56
8. Ryan LaMotta, 2003-06	55
9. Tyler Thomas, 2018-22	54
10. Mark McCormick, 2003-05	53
Kendal Volz, 2007-09	53

## STRIKEOUTS

SEASON		
1. Jason Jennings, 1999	172	
2. Kip Wells, 1998	135	
3. Steven White, 2003	130	
4. Jason Jennings, 1998	126	
5. Mark McCormick, 2005	115	
6. Josh Scott, 1999	110	
7. Chad Hawkins, 1999	108	
8. Chad Hawkins, 2000	106	
9. Jared Theodorakos, 2002	105	
10. Kris Lambert, 1997	104	

## BIG 12 SEASON

1. Jason Jennings, 1999	91
2. Jason Jennings, 1998	76
3. Kip Wells, 1998	75
4. Kris Lambert, 1997	65
Steven White, 2003	65
6. Chad Hawkins, 2000	63
7. Mark McCormick, 2005	59
Kendal Volz, 2009	59
9. Kendal Volz, 2008	58
Chad Hawkins, 1999	58
Logan Verrett, 2010	58

## CAREER

1. Jason Jennings, 1997-99	377
2. Steven White, 2000-03	320
3. Kris Lambert, 1994-97	292
4. Kip Wells, 1996-98	288
5. Josh Scott, 1998-01	285
6. Ryan LaMotta, 2003-06	259
7. Logan Verrett, 2009-11	257
8. Trey Taylor, 2002-05	253
9. Willie Kempf, 2007-10	232
10. Justin Taylor, 1999-02	229
Tyler Thomas, 2018-22	229

## BIG 12 CAREER

1. Jason Jennings, 1997-99	213
2. Steven White, 2000-03	158
3. Kendal Volz, 2007-09	153
4. Logan Verrett, 2009-11	149
5. Josh Scott, 1998-01	130
6. Kip Wells, 1997-98	129
7. Willie Kempf, 2007-10	128
8. Chad Hawkins, 1999-00	121
9. Justin Taylor, 1999-02	116
10. Ryan LaMotta, 2003-06	113

## STRIKEOUTS IN RELIEF

SEASON (SINCE 1968)	
1. Ryan LaMotta, 2005	82
2. Jason Jennings, 1997	79
3. Nick Cassavechia, 2007	72
4. Zane Carlson, 2003	69
5. Kyle Edens, 2002	58
Paul Thorp, 2002	58
7. Ryan LaMotta, 2004	55
8. Crayton Bare, 2013	54
Kyle Hill, 2017	54
10. Frank Foltyn, 1989	53

## BIG 12 SEASON

1. Jason Jennings, 1997	46
2. Nick Cassavechia, 2007	44
3. Ryan LaMotta, 2005	36
4. Crayton Bare, 2013	32
5. Kyle Edens, 2002	29
6. Zane Carlson, 2000	26
Willie Kempf, 2007	26
8. Justin Taylor, 1999	25
Aaron Miller, 2009	25
10. Ryan LaMotta, 2004	23
Max Garner, 2011	23

## CAREER (SINCE 1990)

1. Zane Carlson, 2000-04	223
2. Ryan LaMotta, 2003-06	197
3. Frank Foltyn, 1989-92	143
4. Kyle Hill, 2016-2019	138
5. Kyle Edens, 1999-02	131
6. Nick Cassavechia, 2005-08	125
7. Abe Woody, 2003-05	118
8. Paul Thorp, 2000-02	113
Justin Taylor, 1999-02	113
10. Luke Boyd, 2017-21	111

## BIG 12 CAREER

1. Zane Carlson, 2000-04	89
2. Nick Cassavechia, 2005-08	68
3. Ryan LaMotta, 2003-06	77
4. Willie Kempf, 2007-10	50
5. Jason Jennings, 1997-99	46
6. Crayton Bare, 2010-13	43
7. Kyle Edens, 1999-02	42
8. Paul Thorp, 2000-02	40
9. Abe Woody, 2003-05	39
Justin Taylor, 1999-02	39

## WILD PITCHES

SEASON (SINCE 1983)	
1. Jason Jennings, 1998	15
2. Chad Hawkins, 1999	14
Drew Tolson, 2016	14
3. Zane Carlson, 2001	13
5. Brett Bergman, 1998	12
Jason Jennings, 1999	12
7. Ken Patterson, 1984	11
Kip Wells, 1998	11
Justin Taylor, 2002	11
Andrew McInvale, 2016	11

## BIG 12 SEASON

1. Kris Lambert, 1997	8
Kyle Edens, 2002	8
3. Kip Wells, 1997	7
Mark McCormick, 2005	7
Trey Taylor, 2005	7
6. Eight times	6

## CAREER (SINCE 1983)

1. Zane Carlson, 2000-04	36
2. Steven White, 2000-03	34
3. Kris Lambert, 1994-97	30
4. Sean Walker, 2002-05	27
Trey Taylor, 2002-05	27
6. Glenn Nevill, 1988-91	26
7. Justin Taylor, 1999-02	22
Mark McCormick, 2003-05	22
Craig Fritsch, 2008-10	22
10. Drew Tolson, 2013-16	21
Nick Lewis, 2014-17	21

## BIG 12 CAREER

1. Steven White, 2000-03	16
Zane Carlson, 2000-04	16
3. Jason Jennings, 1997-99	14
Justin Taylor, 1999-02	14
5. Kip Wells, 1997-98	13
6. Mark McCormick, 2003-05	12
7. Josh Scott, 1998-01	10
Jared Theodorakos, 2000-04	10
Trey Taylor, 2002-05	10
10. Brett Bergman, 1997-98	9
Ryan LaMotta, 2003-06	9



# PITCHING LEADERS

## HIT BATSMEN

SEASON (SINCE 1983)	
1. Steven White, 2003	20
2. Shawn Tolleson, 2008	16
3. Abe Woody, 2003	15
4. Glenn Nevill, 1990	14
Max Garner, 2012	14
6. Shawn Tolleson, 2010	13
7. Chad Hawkins, 1999	11
8. Kip Wells, 1996	10
Jared Theodorakos, 2001	10
Cory VanAllen, 2006	10
Brooks Pinckard, 2011	10
Hayden Kettler, 2018	10
<b>Kobe Andrade, 2022</b>	<b>10</b>

## BIG 12 SEASON

1. Shawn Tolleson, 2008	11
2. Abe Woody, 2003	9
<b>Kobe Andrade, 2022</b>	<b>9</b>
4. Steven White, 2003	8
Shawn Tolleson, 2010	8
6. Jeff Mandel, 2007	7
Max Garner, 2012	7
8. Chad Hawkins, 1999	6
Josh Scott, 2001	6
Cory VanAllen, 2006	6
Kendal Volz, 2007	6
Craig Fritsch, 2008	6
Willie Kempf, 2008	6
Craig Fritsch, 2010	6
Brooks Pinckard, 2011	6
Max Garner, 2013	6

## CAREER (SINCE 1983)

1. Shawn Tolleson, 2008-10	35
2. Steven White, 2000-03	34
3. Max Garner, 2009-13	30
4. Abe Woody, 2003-05	26
5. Jared Theodorakos, 2000-04	24
Nick Cassavechia, 2005-08	24
Craig Fritsch, 2008-10	24
8. Glenn Nevill, 1988-91	23
Willie Kempf, 2007-10	23
10. Cory VanAllen, 2004-06	21

## BIG 12 CAREER

1. Shawn Tolleson, 2008-10	24
2. Abe Woody, 2003-05	17
Max Garner, 2009-13	17
4. Willie Kempf, 2007-10	16
Craig Fritsch, 2008-10	16
6. Kendal Volz, 2007-09	14
7. Steven White, 2000-03	13
8. Jeff Mandel, 2004-07	12
9. Max Garner, 2009-12	11
10. Chad Hawkins, 1999-00	10
Justin Taylor, 1999-02	10
Cory VanAllen, 2004-06	10
Nick Cassavechia, 2005-08	10

## FEWEST HITS ALLOWED

PER 9 INNINGS	
<b>SEASON, STARTERS (SINCE 1968)</b>	
1. Sammy Bickham, 1977	4.91
2. Jaime Cocanower, 1977	5.42
3. Mark McCormick, 2005	5.83
4. Scott Ruffcorn, 1991	5.87
5. Burl Coker, 1978	5.95
6. Jason Jennings, 1999	6.26
7. Shane Nolen, 1977	6.70
8. Andy Beene, 1979	6.71
9. Bruce Aguilar, 1988	6.88

## BIG 12 SEASON, STARTERS

1. Mark McCormick, 2005	5.43
2. Jason Jennings, 1999	6.06
3. Steven White, 2001	6.62
4. Trent Blank, 2012	7.10
5. Logan Verrett, 2010	7.24
6. Chad Hawkins, 2000	7.38
7. Kyle Evans, 2000	7.41
Cody Bradford, 2018	7.41
8. Kip Wells, 1998	7.88
9. Cory VanAllen, 2005	7.93
10. Trey Taylor, 2004	8.22

## SEASON, RELIEVERS (SINCE 1968)

1. Kyle Hill, 2019	3.09
2. Kyle Hill, 2018	4.89
3. Crayton Bare, 2012	5.40
4. Zane Carlson, 2000	5.82
5. Troy Montemayor, 2016	5.87
6. Alan McKay, 1983	5.95
7. Kolt Browder, 2012	6.00
8. Jason Jennings, 1997	6.16
9. Kyle Ott, 2016	6.26
10. Troy Montemayor, 2017	6.31

## BIG 12 SEASON, RELIEVERS

1. Troy Montemayor, 2016	3.18
2. Kyle Hill, 2019	3.44
3. Troy Montemayor, 2017	4.09
4. Zane Carlson, 2000	4.44
5. Jake Weghorst, 2006	5.06
6. Willie Kempf, 2007	5.68
7. Mace Thurman, 2008	5.74
8. Brooks Pinckard, 2010	6.11
9. Max Garner, 2011	6.17
10. Josh Michalec, 2013	6.39

## CAREER (SINCE 1968)

MIN. 100.0 INNINGS	
1. Abe Woody, 2003-05	6.83
2. Mark McCormick, 2003-05	6.86
3. Tyler Thomas, 2018-22	7.03
4. Scott Ruffcorn, 1989-91	7.07
5. Pat Combs, 1987-88	7.09
6. Andy Beene, 1976-79	7.32
7. Burl Coker, 1975-78	7.38
8. Stan Hilton, 1982-83	7.41
9. Jason Jennings, 1997-99	7.44
10. Brent Bearden, 1993-94	7.55

## BIG 12 CAREER

MIN. 30.0 INNINGS	
1. Mark McCormick, 2003-05	7.03
2. Abe Woody, 2003-05	7.61
3. Jason Jennings, 1997-99	7.75
4. Chad Hawkins, 1999-00	7.97
5. Troy Montemayor, 2015-18	8.10
Kyle Evans, 1998-00	8.10
7. Matthew Marcom, 1997-98	8.20
8. Max Garner, 2009-13	8.24
9. Crayton Bare, 2010-13	8.30
10. Ryan LaMotta, 2003-06	8.42

## STRIKEOUTS PER 9 INNINGS

SEASON, STARTERS (SINCE 1968)	
1. Kendal Volz, 2008	10.83
2. Jason Jennings, 1999	10.55
3. Jared Theodorakos, 2002	10.27
<b>4. Will Rigney, 2022</b>	<b>10.04</b>
5. Shawn Tolleson, 2010	9.86
6. Kip Wells, 1998	9.82
7. Jason Jennings, 1998	9.69
8. Logan Verrett, 2010	9.63
9. Josh Scott, 1999	9.40
10. Willie Kempf, 2009	9.36

## BIG 12 SEASON, STARTERS

1. Kendal Volz, 2008	11.77
2. Jason Jennings, 1999	11.02
3. Kip Wells, 1998	10.55
4. Steven White, 2003	10.14
5. Mark McCormick, 2005	10.02
6. Willie Kempf, 2009	9.96
7. Jared Theodorakos, 2002	9.80
8. Josh Scott, 1999	9.73
9. Logan Verrett, 2010	9.55
10. Jason Jennings, 1998	9.41

## SEASON, RELIEVERS (SINCE 1968)

1. Jason Jennings, 1997	14.31
2. Luke Boyd, 2021	13.70
3. Trey Taylor, 2002	12.96
4. Nick Cassavechia, 2007	12.46
5. Zane Carlson, 2004	11.75
6. Kolt Browder, 2010	11.71
7. Logan Verrett, 2009	11.65
8. Josh Scott, 1998	11.56
9. Kyle Hill, 2017	11.48
10. Zane Carlson, 2003	10.89

## BIG 12 SEASON, RELIEVERS

1. Luke Boyd, 2021	15.30
2. Jason Jennings, 1997	13.49
3. Nick Cassavechia, 2007	13.35
4. Zane Carlson, 2004	12.62
5. Kyle Hill, 2019	11.68
6. Kyle Hill, 2017	11.49

RECORDS

# YEARLY PITCHING LEADERS

## EARNED RUN AVERAGE

### MIN. 1.0 IP PER TEAM GAME

YEAR	PLAYER	ERA
1970	Dave Dories	2.03
1971	Rickie Fox	1.95
1972	Brad Sheffield	3.95
1973	John Dennenny	1.08
1974	John Sherman	2.71
1975	Dub Kilgo	3.39
1976	John Sherman	2.91
1977	Burl Coker	3.39
1978	Burl Coker	1.64
1979	Michael Roberts	2.45
1980	Jerry Arnold	3.42
1981	John Walker	2.14
1982	Steve Smith	1.72
1983	Alam McKay	2.51
1984	Don Dumas	5.24
1985	Don Dumas	2.38
1986	Ted Richardson	2.74
1987	Pat Combs	2.76
1988	Pat Combs	2.16
1989	Glenn Nevill	2.82
1990	Scott Ruffcorn	2.60
1991	Glenn Nevill	2.47
1992	Brian Carpenter	2.15
1993	Jeff Martin	2.48
1994	Brent Bearden	3.31
1995	Matthew Marcom	3.28
1996	Kris Lambert	3.67
1997	Jason Jennings	2.90
1998	Josh Scott	2.50
1999	Jason Jennings	2.58
2000	Chad Hawkins	1.82
2001	Justin Taylor	2.86
2002	Justin Taylor	3.82
2003	Ryan LaMotta	3.48
2004	Abe Woody	2.78
2005	Ryan LaMotta	2.15
2006	Randall Linebaugh	3.42
2007	Jeff Mandel	4.55
2008	Willie Kempf	3.69
2009	Kendal Volz	4.50
	Shawn Tolleson	4.50
2010	Willie Kempf	3.02
2011	Logan Verrett	2.93
2012	Josh Turley	1.96
2013	Dillon Newman	2.91
2014	Austin Stone	2.28
2015	Brad Kuntz	2.22
2016	Daniel Castano	4.64
2017	Montana Parsons	3.06
2018	Cody Bradford	2.51
2019	Jimmy Winston	4.30
2020	Paul Dickens	3.15
2021	Tyler Thomas	2.49
2022	Tyler Thomas	2.45

## APPEARANCES

YEAR	PLAYER	APP
1970	Ricky Dusek	11
1971	Rickie Fox	11
1972	Jim Sanders	13
	Rick Vela	13
1973	Rickie Fox	16
1974	n/a	
1975	n/a	
1976	n/a	
1977	Sammy Bickham	18
	Burl Coker	18
1978	Mike Roberts	20
1979	Jon Perlman	17
	Mike Roberts	17
1980	three players	14
1981	Brent Rasner	17
1982	Paul Farmer	17
1983	Alan McKay	17
1984	Craig Gummelt	19
1985	Don Dumas	21
1986	Ted Richardson	22
1987	Robert Levens	16
1988	Pat Combs	19
	Jeff Kilgore	19
1989	Frank Foltny	25
1990	Frank Foltny	21
1991	Frank Foltny	24
1992	David Elsbernd	18
	Jason Rathburn	18
1993	Brent Bearden	21
	Joe Wharton	21
1994	Kris Lambert	22
1995	Matthew Marcom	27
1996	Matthew Marcom	23
1997	Jason Jennings	27
1998	Mark Outlaw	25
1999	Mark Outlaw	29
2000	Zane Carlson	24
2001	Paul Thorp	28
2002	Kyle Edens	35
2003	Zane Carlson	30
	Ryan LaMotta	30
2004	Ryan LaMotta	29
2005	Ryan LaMotta	36
	Abe Woody	36
2006	Nick Cassavechia	27
2007	Nick Cassavechia	30
2008	Nick Cassavechia	20
	Mace Thurman	20
2009	Logan Verrett	20
	Craig Fritsch	20
2010	Josh Turley	26
2011	Max Garner	29
2012	Crayton Bare	24
2013	Crayton Bare	27
2014	Doug Ashby	31
2015	Joe Kirkland	25
2016	Joe Heineman	28
2017	Kyle Hill	30
2018	Drew Robertson	28
2019	Ryan Leckich	29
2020	Luke Boyd	9
	Logan Freeman	9
2021	Ryan Leckich	25
2022	Matt Voelker	23

## GAMES STARTED

YEAR	PLAYER	GS
1970	Ricky Dusek	9
1971	Rickie Fox	11
1972	Steve Stuart	11
1973	Jim Sanders	10
1974	n/a	
1975	n/a	
1976	n/a	
1977	Sammy Bickham	17
1978	Jaime Cocanower	13
	Shane Nolen	13
1979	Jon Perlman	16
1980	Jerry Arnold	13
1981	Tim McLean	10
1982	Jerry Arnold	13
1983	Steve Smith	13
1984	Alan Koonce	12
1985	Blaine Beatty	13
	Kenneth Patterson	13
1986	Blaine Beatty	14
1987	Pat Combs	12
1988	Pat Combs	14
1989	Bruce Aguilar	15
1990	Scott Ruffcorn	14
1991	three players	12
1992	Brian Carpenter	16
1993	Aaron Lineweaver	16
1994	Brent Bearden	15
1995	Kris Lambert	15
1996	Kris Lambert	14
1997	Kris Lambert	16
1998	Kip Wells	19
1999	Jason Jennings	18
2000	three players	16
2001	Josh Scott	15
	Steven White	15
2002	Justin Taylor	18
2003	Steven White	19
2004	Sean Walker	15
	Trey Taylor	15
2005	Mark McCormick	20
2006	Cory VanAllen	16
2007	Jeff Mandel	16
2008	Shawn Tolleson	14
2009	Kendal Volz	12
2010	Logan Verrett	14
2011	Logan Verrett	15
2012	Josh Turley	17
2013	Max Garner	14
2014	Dillon Newman	14
2015	Drew Tolson	15
2016	Daniel Castano	14
	Drew Tolson	14
2017	Montana Parsons	15
2018	Hayden Kettler	16
2019	Paul Dickens	13
2020	Paul Dickens	4
	Hayden Kettler	4
2021	Blake Helton	13
2022	Jake Jackson	10

## WINS

YEAR	PLAYER	W
1970	Ricky Dusek	5
1971	Rickie Fox	6
1972	Jim Sanders	4
1973	Rickie Fox	6
1974	John Sherman	7
1975	Dub Kilgo	6
1976	Michael Roberts	6
1977	Sammy Bickham	10
	Burl Coker	10
1978	Burl Coker	9
1979	Jon Perlman	12
1980	Lee Tunnell	8
1981	Brent Rasner	5
1982	Steve Smith	5
1983	Stan Hilton	8
1984	Alan Koonce	5
	Ken Patterson	5
1985	Blaine Beatty	10
1986	Blaine Beatty	10
1987	Pat Combs	9
1988	Bruce Aguilar	7
	Pat Combs	7
1989	Glenn Nevill	7
1990	Scott Ruffcorn	9
1991	Frank Foltny	9
1992	Brian Carpenter	8
1993	Joe Wharton	10
1994	Brent Bearden	7
1995	Tim Peters	7
1996	Kris Lambert	10
1997	Kris Lambert	8
1998	Kip Wells	13
1999	Jason Jennings	13
2000	Kyle Evans	11
	Chad Hawkins	11
2001	Steven White	10
2002	Justin Taylor	9
2003	Steven White	9
2004	Trey Taylor	6
2005	Abe Woody	10
2006	Cory VanAllen	8
2007	Jeff Mandel	7
2008	Willie Kempf	6
	Shawn Tolleson	6
2009	Logan Verrett	7
2010	Willie Kempf	9
2011	Logan Verrett	7
2012	Trent Blank	11
2013	Crayton Bare	6
2014	Dillon Newman	5
	Daniel Castano	5
2015	three players	4
2016	Drew Tolson	6
2017	Nick Lewis	6
2018	Hayden Kettler	8
2019	Paul Dickens	6
	Kyle Hill	6
2020	Hayden Kettler	3
2021	Jimmy Winston	6
2022	four players	4



# YEARLY PITCHING LEADERS

## SAVES

YEAR	PLAYER	SV
1970	Rick Dusek	3
1971	Thomas Kelly	3
1972	Rick Vela	3
1973	James Sanders	1
	Rick Vela	1
1974	John Denny	2
	Rickie Fox	2
1975	Harry Shipley	4
1976	Don Brazell	2
1977	Don Brazell	2
1978	Burl Coker	2
	Michael Roberts	2
1979	Michael Roberts	5
1980	Jerry Arnold	1
	Brent Rasner	1
1981	Paul Farmer	1
1982	Craig Hall	3
	Brent Rasner	3
1983	Alan McKay	7
1984	Four players	1
1985	Don Dumas	4
1986	Blaine Beatty	3
1987	Randy Swanberg	3
1988	Pat Combs	2
1989	Frank Foltyn	5
1990	Brian Carpenter	5
1991	Scott Rathbun	3
1992	Joe Wharton	4
1993	Brent Bearden	3
1994	three players	1
1995	Matthew Marcom	5
1996	Brett Bergman	3
1997	Jason Jennings	10
1998	Michael Bradford	3
	Matthew Marcom	3
1999	Chad Hawkins	3
2000	Zane Carlson	15
2001	Zane Carlson	8
2002	Kyle Edens	14
2003	Zane Carlson	11
2004	Abe Woody	5
2005	Abe Woody	11
2006	Nick Cassavechia	8
	Jeff Mandel	8
2007	Nick Cassavechia	11
2008	Nick Cassavechia	5
2009	Logan Verrett	3
2010	Brooks Pinckard	12
2011	Max Garner	8
2012	Max Garner	10
2013	Crayton Bare	5
	Ryan Smith	5
2014	Josh Michalec	21
2015	Sean Spicer	8
2016	Troy Montemayor	14
2017	Troy Montemayor	12
2018	Troy Montemayor	11
2019	Kyle Hill	7
2020	Luke Boyd	6
2021	Luke Boyd	8
2022	Mason Marriott	5

## INNINGS

YEAR	PLAYER	IP
1970	Ricky Dusek	70.0
1971	Rickie Fox	73.2
1972	Jim Sanders	76.1
1973	Jim Sanders	64.0
1974	Dub Kilgo	81.0
1975	Dub Kilgo	92.2
1976	Burl Coker	72.2
1977	Burl Coker	103.0
1978	Burl Coker	87.2
1979	Jon Perlman	104.1
1980	Lee Tunnell	88.2
1981	Jerry Arnold	65.1
1982	Jerry Arnold	71.0
1983	Steve Smith	80.2
1984	Alan Koonce	77.0
1985	Blaine Beatty	87.2
1986	Blaine Beatty	114.0
1987	Pat Combs	88.0
1988	Pat Combs	100.0
1989	Bruce Aguilar	89.0
1990	Scott Ruffcorn	93.1
1991	Glenn Nevill	94.2
1992	Brian Carpenter	121.1
1993	Aaron Lineweaver	104.2
1994	Brent Bearden	92.1
1995	Tim Peters	103.0
1996	Kris Lambert	108.0
1997	Kris Lambert	109.2
1998	Kip Wells	123.2
1999	Jason Jennings	146.2
2000	Chad Hawkins	123.1
2001	Steven White	98.0
2002	Justin Taylor	117.2
2003	Steven White	129.0
2004	Trey Taylor	91.0
2005	Mark McCormick	112.2
2006	Ryan LaMotta	99.0
2007	Jeff Mandel	97.0
2008	Shawn Tolleson	78.1
2009	Kendal Volz	86.0
2010	Logan Verrett	90.2
2011	Logan Verrett	101.1
2012	Josh Turley	110.0
2013	Dillon Newman	77.1
2014	Dillon Newman	76.0
2015	Drew Tolson	91.0
2016	Daniel Castano	87.1
2017	Montana Parsons	88.1
2018	Cody Bradford	96.2
2019	Paul Dickens	79.2
2020	Hayden Kettler	21.1
2021	Tyler Thomas	65.0
2022	Jake Jackson	57.1

## STRIKEOUTS

YEAR	PLAYER	K
1970	Rick Dusek	40
1971	Steve Stuart	49
1972	Jim Sanders	47
1973	Jim Sanders	46
1974	Dub Kilgo	50
1975	Dub Kilgo	66
1976	Andy Beene	60
1977	Sammy Bickham	86
1978	Jaime Cocanower	46
1979	Andy Beene	51
1980	Lee Tunnell	51
1981	Lee Tunnell	40
1982	Jerry Arnold	58
1983	Alan Koonce	59
1984	Ken Patterson	42
1985	Blaine Beatty	71
1986	Blaine Beatty	79
1987	Pat Combs	88
1988	Pat Combs	97
1989	Bruce Aguilar	77
1990	Scott Ruffcorn	78
1991	Glenn Nevill	72
1992	Brian Carpenter	82
1993	Joe Wharton	85
1994	Brent Bearden	61
1995	Tim Peters	68
1996	Kris Lambert	81
1997	Kris Lambert	104
1998	Kip Wells	135
1999	Jason Jennings	172
2000	Chad Hawkins	106
2001	Steven White	80
2002	Jared Theodorakos	105
2003	Steven White	130
2004	Trey Taylor	62
2005	Mark McCormick	115
2006	Randall Linebaugh	65
2007	Jeff Mandel	77
2008	Kendal Volz	85
2009	Kendal Volz	78
2010	Logan Verrett	97
2011	Logan Verrett	96
2012	Josh Turley	79
2013	Max Garner	64
2014	Dillon Newman	56
2015	Drew Tolson	45
	Daniel Castano	45
2016	Daniel Castano	63
2017	Montana Parsons	71
2018	Cody Bradford	87
2019	Paul Dickens	96
2020	Paul Dickens	25
2021	Tyler Thomas	66
2022	Tyler Thomas	51

# FIELDING LEADERS

## PUTOUTS

### SEASON

1.	Max Muncy, 2012	588
2.	Kyle Reynolds, 2005	566
3.	Mike Huggins, 2002	547
4.	Max Muncy, 2010	541
5.	Charley Carter, 1998	538
6.	Max Muncy, 2011	527
7.	Mike Huggins, 2000	498
8.	Matt Williams, 1999	494
9.	Keith Shepherd, 1986	490
10.	Kevin Ellis, 1991	475

### CAREER

1.	Max Muncy, 2010-12	1,656
2.	Mike Huggins, 2000-02	1,498
3.	Aaron Dodson, 2014-17	1,365
4.	Luke Prestridge, 1976-79	1,312
5.	Shea Langeliers, 2017-19	1,187
6.	Gregg Glime, 2007-10	1,171
7.	Chase Wehsener, 2018-22	1,112
8.	Keith Shepherd, 1983-86	1,065
9.	Andy Thomas, 2017-21	1,037
10.	Josh Ford, 2002-05	967

### BIG 12 SEASON

1.	Mike Huggins, 2000	271
2.	Max Muncy, 2011	253
3.	Kyle Reynolds, 2005	250
4.	Charley Carter, 1998	248
5.	Mike Huggins, 2002	240
6.	Max Muncy, 2012	226
7.	Max Muncy, 2010	225
8.	Matt Williams, 1999	215
9.	Miller Huggins, 2001	210
10.	Chad Polk, 1997	208

### BIG 12 CAREER

1.	Mike Huggins, 2000-02	721
2.	Max Muncy, 2010-12	704
3.	Gregg Glime, 2007-10	564
4.	Shea Langeliers, 2017-19	528
5.	Aaron Dodson, 2014-17	498
6.	Kelly Shoppach, 1999-01	403
7.	Dustin Dickerson, 2007-09	371
8.	Chase Wehsener, 2018-22	371
9.	Andy Thomas, 2017-21	361
10.	Bryan Loeb, 1997-00	354

## ASSISTS

### SEASON

1.	Paul Witt, 2005	218
2.	Trevor Mote, 2001	192
3.	Eric Nelson, 1999	186
4.	Trey Webb, 2002	183
5.	Michael Griffin, 2005	182
6.	Jace Brewer, 2000	178
7.	Jake Miller, 2013	178
8.	Jake Miller, 2012	175
9.	Eric Nelson, 1998	174
10.	Beamer Weems, 2008	173

### CAREER

1.	Mike Bohny, 1991-94	566
2.	Josh Bissonette, 2016-19	536
3.	Eric Nelson, 1996-99	517
4.	Paul Witt, 2002-05	512
5.	Beamer Weems, 2006-08	507
6.	Brad Meyer, 1984-87	505
7.	Jake Miller, 2010-13	492
8.	Brian Black, 1990-93	478
9.	Preston Underdown, 1997-00	460
10.	Landis Ware, 2008-11	458

### BIG 12 SEASON

1.	Jace Brewer, 2000	97
2.	Eric Nelson, 1997	88
3.	Trevor Mote, 2001	85
4.	Paul Witt, 2005	84
5.	Raynor Campbell, 2010	79
6.	Jake Miller, 2013	79
7.	Beamer Weems, 2008	78
8.	Landis Ware, 2011	77
9.	Eric Nelson, 1999	74
10.	Preston Underdown, 2000	74

### BIG 12 CAREER

1.	Eric Nelson, 1997-99	233
2.	Josh Bissonette, 2016-19	232
3.	Paul Witt, 2002-05	218
4.	Landis Ware, 2008-11	213
5.	Beamer Weems, 2006-08	211
6.	Preston Underdown, 1997-00	206
7.	Jake Miller, 2010-13	199
8.	Raynor Campbell, 2007-10	195
9.	Shaver Hansen, 2007-09	178
10.	Lawton Langford, 2010-14	172

## ERRORS

### SEASON

1.	Brent Shepherd, 1994	30
2.	Mark Saccomanno, 2001	26
3.	Steve Klafas, 1988	25
4.	Paul Witt, 2005	25
5.	Manuel Ordonez, 1978	22
6.	Brad Meyer, 1986	22
7.	Trey Webb, 2002	22
8.	Trey Webb, 2003	22
9.	Jake Miller, 2012	22
10.	Seven times	21

### CAREER

1.	Mike Bohny, 1991-94	65
2.	Matt Williams, 1998-01	62
3.	Paul Witt, 2002-05	59
4.	Michael Griffin, 2002-05	57
5.	Brent Shepherd, 1991-94	54
6.	Preston Underdown, 1997-00	54
7.	Brad Meyer, 1984-87	53
8.	Eric Nelson, 1996-99	53
9.	Mike Briley, 1988-91	49
10.	Jake Miller, 2010-13	48

### BIG 12 SEASON

1.	Mark Saccomanno, 2001	17
2.	Kyle Reynolds, 2004	15
3.	Paul Witt, 2003	13
4.	Trey Webb, 2002	12
5.	Preston Underdown, 1997	11
6.	Jace Brewer, 2000	11
7.	Michael Griffin, 2004	11
8.	Eric Nelson, 1997	10
9.	Michael Griffin, 2002	10
10.	Trey Webb, 2003	10
11.	Jake Miller, 2012	10

### BIG 12 CAREER

1.	Preston Underdown, 1997-00	28
2.	Michael Griffin, 2002-05	28
3.	Paul Witt, 2002-05	27
4.	Jake Miller, 2010-13	24
5.	Eric Nelson, 1997-99	23
6.	Matt Williams, 1998-01	22
7.	Trey Webb, 2001-03	22
8.	Mark Saccomanno, 1999-03	22
9.	Kyle Reynolds, 2003-05	21
10.	Shaver Hansen, 2007-09	21

# TEAM GAME RECORDS

## BATTING

### PLATE APPEARANCES

Game:	* 87 at Houston [22 inn.] (2/21/1999)
Big 12 Game:	62 vs. Texas [13 inn.] (4/13/2006)

\* - second-highest total in NCAA history

### AT BATS

Game:	* 75 at Houston [22 inn.] (2/21/1999)
Big 12 Game:	54 vs. TCU [15 inn.] (4/20/2013)

\* - fourth-highest total in NCAA history

### HITS

Game:	32 vs. Howard Payne (4/21/1999)
Big 12 Game:	24 at Kansas State (4/27/2018)

### RUNS

Inning:	17 vs. K-State [5th] (5/9/2021)
Big 12 Inning:	17 vs. K-State [5th] (5/9/2021)
Game:	32 vs. Rice (1937)
Road Game:	32 vs. Minnesota (3/23/1986)
Big 12 Game:	25 at Texas State (4/23/2008)
Big 12 Game:	23 vs. K-State (5/9/2021)
Big 12 Game:	vs. Iowa State (3/29/1998)

### DOUBLES

Game:	* 11 vs. Hardin-Simmons (3/24/1998)
Road Game:	10 at Texas State (4/23/2008)
Big 12 Game:	10 at UCLA (2/24/2012)
Big 12 Game:	8 vs. Missouri (3/3/2001)
Big 12 Game:	8 at Oklahoma State (4/11/2003)

\* - tied for seventh-most in NCAA history

### TRIPLES

Game:	3 vs. Sam Houston State (3/18/1986)
Game:	3 at Rice (3/23/1991)
Game:	3 vs. Oklahoma State (4/6/2002)
Game:	3 vs. UTSA (2/20/2007)
Game:	3 vs. Texas Southern (3/20/2007)
Game:	3 vs. Illinois-Chicago (3/12/2010)
Game:	3 vs. Sam Houston State (4/20/2010)
Game:	3 at UT Arlington (4/12/2011)
Game:	3 vs. Kansas (3/24/2018)
Big 12 Game:	3 vs. Oklahoma State (4/6/2002)
Big 12 Game:	3 vs. Kansas (3/24/2018)

### HOME RUNS

Game:	8 vs. UTSA (4/20/1999)
Game:	8 at Kansas (4/5/2009)
Big 12 Game:	8 at Kansas (4/5/2009)

### RUNS BATTED IN

Game:	29 vs. Minnesota (3/23/1986)
Big 12 Game:	21 vs. K-State (5/9/2021)
Big 12 Game:	Iowa State (3/29/1998)

### TOTAL BASES

Game:	63 vs. Howard Payne (4/21/1999)
Big 12 Game:	47 at Kansas (4/5/2009)

### STOLEN BASES

Game:	9 vs. St. Mary's (2/11/1992)
Big 12 Game:	7 vs. Missouri (4/13/1997)

### WALKS

Game:	17 at Mississippi State (3/9/2008)
Home Game:	16 vs. Oral Roberts (3/11/2000)
Big 12 Game:	13 at Oklahoma State (3/7/1999)

### STRIKEOUTS

Game:	19 vs. Texas A&M (3/29/1957)
Big 12 Game:	18 vs. Texas [13 inn.] (4/13/2006)

### FEWEST STRIKEOUTS

Game:	0, several times
Big 12 Game:	0 at Texas (5/3/2008)

### HIT BATSMEN

Inning:	4 vs. Kansas State (4/10/2005)
Game:	* 10 at TCU (3/6/2012)
Big 12 Game:	6 vs. Oklahoma (4/14/2013)

\* - tied for NCAA record

## PITCHING

### INNINGS PITCHED

Game:	22.0 at Houston (2/21/1999)
Big 12 Game:	14.2 at TCU (4/20/2013)

### STRIKEOUTS

Game:	20 at Houston [22 inn.] (2/21/1999)
Big 12 Game:	17 vs. Texas Tech (3/24/2007)
Big 12 Game:	17 at [14 inn.] Texas (5/1/2010)

### WALKS

Game:	17 vs. Texas Tech (3/23/1996)
Big 12 Game:	13, vs. Oklahoma (3/24/2017)

### HOME RUNS ALLOWED

Big 12 Game:	7 at Oklahoma (2/28/1998)
Big 12 Game:	7 vs. Oklahoma State (5/12/2018)

### WILD PITCHES

Big 12 Game:	5 at Oklahoma (2/27/1998)
--------------	---------------------------

### HIT BATSMEN

Big 12 Game:	5 vs. Missouri (4/19/2003)
Big 12 Game:	5 vs. Texas A&M [11 inn.] (3/20/2008)
Big 12 Game:	5 vs. Kansas [11 inn.] (3/28/2010)

## FIELDING

### TOTAL CHANCES

Game:	* 97 at Houston [22 inn.] (2/21/1999)
Big 12 Game:	68 vs. Kansas [14 inn.] (3/28/2010)

\* - tied for seventh-best total in NCAA history

### PUTOUTS

Game:	* 66 at Houston [22 inn.] (2/21/1999)
Big 12 Game:	44 at TCU [15 inn.] (4/20/2013)

\* - tied for NCAA record

### ASSISTS

Game:	28 at Houston [22 inn.] (2/21/1999)
Big 12 Game:	21 vs. KSU [13 inn.] (3/29/2013)

### ERRORS

Game:	12 vs. Texas (4/28/1950)
Big 12 Game:	7 at Texas (5/1/2009)

### MISCELLANEOUS

Longest Game:	
Innings:	* 22 at Houston (2/21/1999)
Innings, Big 12:	15 at TCU (4/20/2013)
Time (9-inn.):	4:16 vs. Kansas State (5/18/2017)

\* - tied for NCAA record

### MARGIN OF VICTORY

Game:	27 vs. Howard Payne [28-1] (4/21/1999)
Big 12 Game:	19 vs. Missouri (4/11/2009)

### MARGIN OF DEFEAT

Game:	23 at Oklahoma [23-0] (4/2/1995)
Big 12 Game:	19, at Texas (4/22/2022)





# TEAM SEASON RECORDS

## MISCELLANEOUS

GAMES	
1.	70
2.	68
3.	66
4.	65
5.	63
6.	62
62	
62	
62	
62	
62	

WINS	
1.	50
2.	49
3.	46
4.	45
45	
6.	43
7.	42
8.	41
41	
10.	40
40	

CONSECUTIVE WINS	
1.	24
2.	20
3.	16
4.	14
14	
6.	13
13	
13	
13	
13	
10.	12

WINNING PERCENTAGE	
1.	.804
2.	.769
3.	.764
4.	.742
5.	.741
6.	.726
7.	.720
.720	
9.	.717
10.	.708

LOSSES	
1.	32
2.	31
31	
31	
5.	29
6.	28
28	
28	
28	
10.	27

## BATTING

BATTING AVERAGE	
1.	.326
2.	.325
3.	.324
4.	.319
5.	.318
6.	.317
7.	.315
8.	.314
9.	.311
10.	.310

AT BATS	
1.	2,522
2.	2,376
3.	2,344
4.	2,210
5.	2,184
6.	2,183
7.	2,159
8.	2,098
9.	2,096
10.	2,084

RUNS	
1.	565
2.	545
3.	517
4.	485
5.	462
6.	454
7.	449
8.	438
9.	427
10.	418

HITS	
1.	823
2.	759
3.	696
4.	693
5.	675
6.	656
7.	650
8.	639
9.	630
630	

RUNS BATTED IN	
1.	522
2.	512
3.	485
4.	404
404	
6.	401
7.	395
8.	387
9.	378
10.	377

DOUBLES	
1.	167
2.	157
3.	143
4.	140
140	
6.	132
7.	131
8.	128
9.	126
10.	123

TRIPLES	
1.	39
2.	38
3.	34
4.	32
32	
6.	29
29	
29	
9.	27
27	

HOME RUNS	
1.	115
2.	108
3.	83
4.	73
5.	64
6.	61
61	
8.	57
57	
9.	54
54	
10.	53

EXTRA-BASE HITS	
1.	283
2.	279
3.	271
4.	238
5.	218
6.	211
7.	209
8.	203
9.	199
10.	197

TOTAL BASES	
1.	1,297
2.	1,269
3.	1,234
4.	1,051
5.	1,033
6.	990
7.	981
8.	972
9.	965
10.	945

SLUGGING PERCENTAGE	
1.	.565
2.	.541
3.	.514
4.	.505
5.	.503
6.	.499
7.	.495
8.	.479
9.	.478
10.	.477

STOLEN BASES	
1.	146
2.	128
3.	120
4.	109
5.	100
100	
7.	96
96	
9.	93
93	
10.	88

WALKS	
1.	337
2.	310
3.	296
4.	290
5.	283
6.	275
7.	273
8.	270
270	
10.	267

STRIKEOUTS	
1.	477
2.	473
3.	462
4.	450
5.	443
6.	437
7.	428
8.	426
9.	415
10.	414
414	

HIT BATSMEN	
1.	86
2.	71
3.	67
4.	63
5.	62
6.	60
60	
8.	55
9.	52
10.	51

ON BASE PERCENTAGE SINCE 1968	
1.	.414
2.	.413
3.	.412
4.	.409
5.	.408
6.	.406
7.	.405
8.	.402
9.	.400
10.	.397

## PITCHING

EARNED RUN AVERAGE	
<b>ALL-TIME</b>	
1.	1.70
2.	1.82
3.	2.35
4.	2.36
5.	2.76
6.	2.88
7.	3.06
8.	3.08
9.	3.10
10.	3.23

EARNED RUN AVERAGE ALUMINUM-BAT ERA*	
1.	3.08
2.	3.10
3.	3.23
4.	3.24
5.	3.31
6.	3.40
7.	3.49
8.	3.53
3.53	
10.	3.68
3.68	

SAVES	
1.	22
2.	21
3.	20
4.	19
19	
6.	18
18	
8.	17
9.	16
16	

SHUTOUTS	
1.	10
2.	8
3.	7
7	
7	
6.	6
6	
6	
9.	5

INNINGS	
1.	633.1
2.	610.0
3.	584.2
4.	581.1
5.	553.0
6.	545.0
7.	549.2
8.	538.2
9.	538.0
10.	536.2

STRIKEOUTS	
1.	590
2.	530
530	
4.	509
5.	491
6.	478
7.	472
8.	467
9.	463
10.	461

WALKS	
1.	283
2.	268
3.	266
4.	263
5.	262
6.	257
7.	254
254	
9.	249
10.	243

COMPLETE GAMES	
1.	27
27	
3.	22
22	
5.	21
6.	19
19	
8.	18
18	
10.	15
15	
5 times	

HIT BATSMEN	
1.	64
2.	61
3.	58
4.	57
5.	56
56	
7.	54
54	
9.	53
10.	50

FIELDING	
<b>PUTOUTS</b>	
1.	1,900
2.	1,830
3.	1,754
4.	1,744
5.	1,658
6.	1,649
7.	1,635
8.	1,616
9.	1,614
10.	1,610

ASSISTS	
1.	795
2.	685
3.	684
4.	673
5.	668
6.	667
7.	658
8.	655
655	
10.	647

FIELDING PERCENTAGE	
1.	.978
2.	.976
3.	.973
4.	.972
.972	
6.	.971
.971	
8.	.970
.970	
10.	.969

RECORDS

# NCAA TOURNAMENT RECORDS

## BATTING

### BATTING AVERAGE

Regional (min. 12 at bats):

.583 [7-for-12], Luke Prestridge (1978)

Super Regional (min. 12 at bats):

.571 [8-for-14], Chris Durbin (2003)

.538 [7-for-13], Josh Ford (2005)

.500 [6-for-12], Max Muncy (2012)

College World Series (min. 9 at bats):

.333 [3-for-9], Ken Kolkhorst (1977)

.333 [3-for-9], Steve Macko (1977)

.333 [3-for-9], Seth Fortenberry (2005)

.333 [5-for-15], Kevin Russo (2005)

Season (min. 20 at bats):

.455 [10-for-22], Preston Underdown (1999)

Career (min. 25 at bats):

.444 [20-for-45], Trey Webb (2001-03)

Career (min. 50 at bats):

.309 [21-for-68], Josh Ford (2002-05)

.306 [19-for-62], Max Muncy (2010-012)

### GAMES PLAYED

Season: 10, nine players (all in 2005)

Career: 20, Michael Griffin (2002-05)

### AT BATS

Regional: 22, Mike Czimskey (1977)

22, Josh Ludy (2012)

22, Max Muncy (2012)

22, Logan Vick (2012)

Super Reg: 14, Chris Durbin (2003)

14, Michael Griffin (2005)

CWS: 17, Reid Brees (2005)

17, Michael Griffin (2005)

Season: 45, Michael Griffin (2005)

41, Kevin Russo (2005)

40, Josh Ford (2005)

40, Paul Witt (2005)

Career: 79, Michael Griffin (2002-05)

68, Josh Ford (2002-05)

### HITS

Game: 5, Shea Langeliers vs. Omaha (6/1/2019)

5, Eric Nelson vs. Minnesota (5/30/1999)

Regional: 10, Trevor Mote (2001)

Super Reg: 8, Chris Durbin (2003)

CWS: 5, Reid Brees (2005)

5, Michael Griffin (2005)

5, Kevin Russo (2005)

Season: 15, Michael Griffin (2005)

14, Josh Ford (2005)

13, Paul Witt (2005)

12, Max Muncy (2012)

11, five times

Career: 23, Michael Griffin (2002-05)

21, Josh Ford (2002-05)

20, Matt Williams (1998-01)

### RUNS

Game: 4, Jaime Bubela vs. Minnesota (5/30/1999)

4, Mark Cogdill vs. Oklahoma State (6/5/1999)

Regional: 9, Steve Macko (1977)

Super Reg: 6, Mark Cogdill (1999)

CWS: 3, Seth Fortenberry (2005)

3, Kevin Russo (2005)

Season: 10, Steve Macko (1977)

Career: 17, Matt Williams (1998-01)

### STOLEN BASES

Game: 2, 10 times

Regional: 4, Brooks Pinckard (2011)

Super Reg: 4, Jon Topolski (1999)

CWS: 1, Mike Wells (1977)

1, Seth Fortenberry (2005)

1, Paul Witt (2005)

Season: 5, Jon Topolski (1999)

Career: 6, Anthony Hensley (1999-00)

### DOUBLES

Game: 3, Chris Durbin at Rice (5/26/2001)

Regional: 4, Chris Durbin (2001)

Super Reg: 2, Preston Underdown (1999)

2, Chris Durbin (2003)

2, Mark Saccomanno (2003)

2, Max Muncy (2012)

2, Cal Towey (2012)

CWS: 2, Zach Dillon (2005)

Season: 4, Chris Durbin (2001)

4, Michael Griffin (2005)

4, Max Muncy (2012)

Career: 9, Chris Durbin (2000-03)

### TRIPLES

Game: 1, 13 times

Regional: 2, Dan Evatt (2012)

Super Reg: 1, Mark Saccomanno (2003)

CWS: 1, Mike Czimskey (1977)

Season: 2, Mark Saccomanno (2003)

2, Dan Evatt (2012)

Career: 2, Mark Saccomanno (1999-03)

2, Dan Evatt (2012)

### HOME RUNS

Game: 3, Shea Langeliers vs. Omaha (6/1/2019)

Regional: 3, Shea Langeliers (2019)

2, Steve Macko (1977)

2, Matt Williams (1998)

2, Josh Ludy (2012)

Super Reg: 2, Logan Vick (2012)

CWS: 1, Josh Ford (2005)

Season: 3, Josh Ford (2005)

3, Josh Ludy (2012)

2, seven times

Career: 5, Matt Williams (1998-01)

### RUNS BATTED IN

Game: 11, Shea Langeliers vs. Omaha (6/1/2019)

Regional: 7, Fritz Connally (1977)

Super Reg: 6, Eric Nelson (1999)

CWS: 4, Michael Griffin (2005)

Season: 10, Eric Nelson (1999)

10, Logan Vick (2012)

Career: 15, Logan Vick (2010-12)

14, Shea Langeliers (2017-19)

13, Jason Jennings (1998-99)

12, Josh Ford (2002-05)

### WALKS

Regional: 9, Steve Macko (1977)

Super Reg: 4, Jon Topolski (1999)

4, Josh Ludy (2012)

4, Logan Vick (2012)

CWS: 3, Leonard Woods (1977)

3, Seth Fortenberry (2005)

3, Mike Pankratz (2005)

Season: 11, Steve Macko (1977)

Career: 13, Logan Vick (2010-12)

11, Steve Macko (1977)

### STRIKEOUTS

Game: 4, Mike Czimskey vs. Miami, Fla (5/29/1977)

Regional: 8, Beamer Weems (2006)

8, Brooks Pinckard (2010)

Super Reg: 5, Jeff Mandel (2005)

5, Jake Miller (2012)

CWS: 6, Kyle Reynolds (2005)

Season: 12, Jeff Mandel (2005)

Career: 15, Brooks Pinckard (2009-11)

15, Max Muncy (2010-12)

## PITCHING

### EARNED RUN AVERAGE

Season (min. 7.0 innings):

0.00 [0 ER, 7.2 IP], Jeff Mandel (2005)

Season (min. 10.0 innings):

1.20 [2 ER, 15.0 IP], Tyler Bremer (2012)

1.42 [2 ER, 12.2 IP], Abe Woody (2005)

1.54 [2 ER, 11.2 IP], Ryan LaMotta (2005)

Career (min. 14.0 innings):

1.17 [2 ER, 15.1 IP], Tyler Bremer (2011-12)

1.29 [2 ER, 14.0 IP], Willie Kempf (2009-10)

Career (min. 20.0 innings):

1.74 [6 ER, 31.0 IP], Ryan LaMotta (2003-06)

### APPEARANCES

Regional: 3, Kyle Edens (2002)

3, Zane Carlson (2003)

3, Brooks Pinckard (2010)

3, Crayton Bare (2012)

Super Reg: 3, Mark Outlaw (1999)

CWS: 2, Ryan LaMotta (2005)

Season: 6, Ryan LaMotta (2005)

Career: 10, Ryan LaMotta (2003-06)

6, Justin Taylor (1999-02)

6, Abe Woody (2003-05)

6, Trent Blank (2009-12)

### GAMES STARTED

Regional: 2, Sammy Bickham (1977)

2, Cory VanAllen (2006)

2, Josh Turley (2012)

Super Reg: 1, 12 times

CWS: 2, Mark McCormick (2005)

Season: 4, Mark McCormick (2005)

3, Trey Taylor (2005)

3, Cory VanAllen (2005)

3, Josh Turley (2012)

Career: 5, Mark McCormick (2003-05)

5, Cory VanAllen (2005-06)

4, Steven White (2000-03)

4, Josh Turley (2010-12)

### WINS

Regional: 2, John Schott (1977)

Super Reg: 1, Chad Hawkins (1999)

1, Steven White (2003)

1, Mark McCormick (2005)

1, Cory VanAllen (2005)

1, Trent Blank (2012)

CWS: 1, Jeff Mandel (2005)

1, Abe Woody (2005)

Season: 2, John Schott (1977)

2, Steven White (2003)

2, Jeff Mandel (2005)

2, Abe Woody (2005)

Career: 3, Justin Taylor (1999-02)

### SAVES

Regional: 2, Kyle Edens (2002)

2, Zane Carlson (2003)

2, Brooks Pinckard (2010)

Super Reg: 1, Mark Outlaw (1999)

1, Ryan LaMotta (2003)

CWS: None

Season: 2, Kyle Edens (2002)

2, Zane Carlson (2003)

2, Ryan LaMotta (2005)

2, Brooks Pinckard (2010)

Career: 3, Zane Carlson (2000-03)

3, Ryan LaMotta (2003-06)

## COMPLETE GAMES

Season: 2, Jaime Cocanower (1977)

Career: 2, Jaime Cocanower (1977-78)

2, Jason Jennings (1998-99)

## SHUTOUTS

None in NCAA postseason play

## INNINGS

Game: 10.0, Burl Coker vs. Minnesota (6/13/1977)

Regional: 10.2, John Schott (1977)

Super Reg: 9.0, Tyler Bremer (2012)

CWS: 12.0, Mark McCormick (2005)

10.0, Burl Coker (1977)

Season: 25.0, Mark McCormick (2005)

19.0, twice

Career: 31.0, Ryan LaMotta (2003-06)

30.1, Mark McCormick (2003-05)

28.1, Josh Turley (2010-12)

## STRIKEOUTS

Game: 11, Jason Jennings vs. Minnesota (5/29/1999)

10, Trey Taylor vs. UTSA (6/4/2005)

10, Mark McCormick vs. Clemson (6/12/2005)

Regional: 11, Jason Jennings (1999)

10, Trey Taylor (2005)

Super Reg: 10, Mark McCormick (2005)

9, Steven White (2003)

CWS: 8, Jaime Cocanower (1977)

8, Jon Perlman (1978)

8, Mark McCormick (2005)

8, Cory VanAllen (2005)

Season: 24, Mark McCormick (2005)

18, Steven White (2003)

17, Trey Taylor (2005)

Career: 31, Mark McCormick (2003-05)

24, Steven White (2000-03)

24, Ryan LaMotta (2003-06)

23, Trey Taylor (2002-05)

## WALKS

Game: 7, Jason Jennings at Florida (5/22/1998)

Regional: 8, Sammy Bickham (1977)

Super Reg: 6, Mark McCormick (2005)

CWS: 5, Mark McCormick (2005)

5, Trey Taylor (2005)

Season: 1



# BIG 12 TOURNAMENT RECORDS

## BATTING

### BATTING AVERAGE

Season (min. 12 at bats):

- .533 [8-for-15], Raynor Campbell (2010)
- .500 [7-for-14], Charley Carter (1998)
- .500 [6-for-12], Eric Nelson (1998)
- .500 [6-for-12], Mike Pankratz (2005)
- .500 [7-for-14], Dustin Dickerson (2009)

Season (min. 10 at bats):

- .636 [7-for-11], Josh Ludy (2012)
- .545 [6-for-11], Kevin Sevigny (2004)
- .545 [6-for-11], Shaver Hansen (2008)

Career (min. 25 at bats):

- .462 [18-for-39], Shaver Hansen (2007-09)
- .452 [19-for-42], David Murphy (2001-03)

### GAMES PLAYED

Season: 6, several times

Career: 17, Kevin Sevigny (2003-06)

### AT BATS

Game: 7, Mark Saccomanno vs. Nebraska (5/24/2003)

Season: 27, Mark Saccomanno (2003)

Career: 63, Michael Griffin (2002-05)

### RUNS

Game: 4, David Murphy vs. Missouri (5/23/2003)

4, Mark Saccomanno vs. Texas (5/25/2003)

Season: 8, Mark Saccomanno (2003)

8, David Murphy (2003)

Career: 13, Josh Ford (2002-05)

### HITS

Game: 4, Jace Brewer vs. Texas Tech (5/20/2000)

4, Mark Saccomanno vs. Texas (5/25/2003)

Season: 12, Mark Saccomanno (2003)

Career: 19, David Murphy (2001-03)

19, Chase Gerdes (2004-07)

### DOUBLES

Game: 2, Eric Nelson vs. Texas Tech (5/15/1998)

2, Josh Ford vs. Missouri (5/29/2004)

2, Jeff Mandel vs. Oklahoma State (5/26/2005)

2, Beamer Weems vs. Nebraska (5/24/2006)

2, Beamer Weems vs. Texas A&M (5/27/2007)

2, Shaver Hansen vs. Texas (5/20/2009)

2, Cal Towey vs. Kansas State (5/26/2010)

Season: 4, Trey Webb (2003)

Career: 6, Trey Webb (2001-03)

6, Josh Ford (2002-05)

6, Ben Booker (2006-09)

### TRIPLES

Game: 1, 21 times

Season: 2, Anthony Hensley (1999)

2, Brooks Pinckard (2010)

Career: 2, Anthony Hensley (1999-00)

2, David Murphy (2001-03)

2, Seth Fortenberry (2003-06)

2, Brooks Pinckard (2010-11)

2, Chris Slater (2008-11)

## HOME RUNS

Game: 2, Beamer Weems vs. Texas (5/25/2006)

2, Logan Vick vs. Kansas State (5/26/2010)

2, Josh Ludy vs. Kansas State (5/23/2012)

Season: 4, Josh Ludy (2012)

3, Beamer Weems (2006)

3, Matt Czimskey (2007)

2, Ron Zboril (2000)

2, Mike Pankratz (2004)

2, Seth Fortenberry (2006)

2, Shaver Hansen (2007)

2, Logan Vick (2010)

2, Landis Ware (2010)

Career: 4, Josh Ludy (2010-12)

3, David Murphy (2001-03)

3, Seth Fortenberry (2003-06)

3, Matt Czimskey (2006-07)

3, Beamer Weems (2006-08)

3, Shaver Hansen (2007-09)

## RUNS BATTED IN

Game: 6, Josh Ludy vs. Kansas State (5/23/2012)

4, Jace Brewer vs. Texas (5/20/1999)

4, Chase Gerdes vs. Oklahoma (5/28/2004)

4, Drew Sutton vs. Oklahoma (5/28/2004)

4, Jeff Mandel vs. Oklahoma State (5/26/2005)

4, Matt Czimskey vs. Missouri (5/25/2007)

4, Shaver Hansen vs. Nebraska (5/21/2008)

4, Shaver Hansen vs. Kansas (5/23/2009)

4, Landis Ware vs. Kansas State (5/26/2010)

4, Landis Ware vs. Kansas (5/29/2010)

Season: 10, Mark Saccomanno (2003)

10, Josh Ludy (2012)

Career: 16, Shaver Hansen (2007-09)

11, Beamer Weems (2006-08)

11, Josh Ludy (2010-12)

10, Jace Brewer (1999-00)

10, Mark Saccomanno (2001-03)

10, David Murphy (2001-03)

10, Chase Gerdes (2004-07)

## STOLEN BASES

Game: 3, Anthony Hensley vs. Missouri (5/22/1999)

3, Nathan Orf vs. Kansas State (5/25/2012)

Season: 5, Anthony Hensley (1999)

Career: 6, Anthony Hensley (1999-00)

## WALKS

Game: 4, Beamer Weems vs. Oklahoma (5/26/2007)

Season: 6, David Murphy (2003)

6, Chris Durbin (2003)

Career: 10, Chris Durbin (2000-03)

10, Beamer Weems (2006-08)

10, Raynor Campbell (2007-10)

## STRIKEOUTS

Game: 3, nine times

Season: 9, Kevin Sevigny (2003)

Career: 20, Kevin Sevigny (2003-06)

## PITCHING

### EARNED RUN AVERAGE

Career (min. 10.0 innings):

1.42 [2 ER, 12.2 IP], Josh Turley (2010-12)

Career (min. 20.0 innings):

2.63 [7 ER, 24.0 IP], Willie Kempf (2007-10)

Career (min. 25.0 innings):

3.20 [9 ER, 25.1 IP], Ryan LaMotta (2003-06)

## APPEARANCES

Season: 4, Zane Carlson (2003)

Career: 7, Abe Woody (2003-05)

## GAMES STARTED

Season: 2, Steven White (2003)

2, Mark McCormick (2005)

Career: 4, Steven White (2000-03)

4, Mark McCormick (2003-05)

## WINS

Season: 2, Craig Fritsch (2009)

Career: 3, Craig Fritsch (2008-10)

2, Josh Scott (1998-01)

2, Trey Taylor (2002-05)

2, Andy Pape (2003-07)

2, Chad Hawkins (1999-00)

## SAVES

Season: 3, Nick Cassavechia (2007)

2, Ryan LaMotta (2004)

2, Kendal Volz (2009)

Career: 4, Nick Cassavechia (2005-08)

2, Abe Woody (2003-05)

2, Ryan LaMotta (2003-06)

## COMPLETE GAMES

Season: 1, Jason Jennings vs. Missouri (5/19/1999)

1, Chad Hawkins vs. Missouri (5/22/1999)

1, Kyle Evans vs. Texas (5/18/2000)

1, Steven White vs. Missouri [7 inn.] (5/21/2003)

1, Josh Turley vs. Kansas State [7 inn.] (5/23/2012)

1, Dillon Newman vs. Oklahoma [8 inn.] (5/23/2013)

## SHUTOUTS

Season: 1, Jason Jennings vs. Missouri (5/19/1999)

1, Steven White vs. Missouri [7 inn.] (5/21/2003)

## INNINGS

Game: 9.0, Jason Jennings vs. Missouri (5/19/1999)

9.0, Chad Hawkins vs. Missouri (5/22/1999)

9.0, Kyle Evans vs. Texas (5/18/2000)

Season: 14.2, Jason Jennings (1999)

Career: 25.1, Ryan LaMotta (2003-06)

## STRIKEOUTS

Game: 13, Kendal Volz (5/26/2007)

10, Jason Jennings (5/19/1999)

10, Chad Hawkins (5/22/1999)

Season: 14, Jason Jennings (1999)

Career: 23, Jason Jennings (1997-99)

23, Kendal Volz (2007-09)

## WALKS

Inning: 4, Mark McCormick (5/28/2004)

Game: 6, Matthew Marcom (5/15/1997)

6, Mark McCormick (5/29/2005)

Season: 7, Mark McCormick (2005)

Career: 16, Mark McCormick (2003-05)

## FIELDING

### ERRORS

Inning: 4, Paul Witt (5/26/2005, 9th inn.)

Game: 4, Paul Witt (5/26/2005)

Season: 8, Paul Witt (2005)

Career: 8, Paul Witt (2002-05)

# BAYLOR BALLPARK RECORDS

## MISCELLANEOUS

Longest Game (innings):	16, Baylor vs. Oral Roberts (3/11/2000)
Longest Game (time):	6:15, Baylor vs. Oral Roberts (3/11/2000)
Margin of Victory:	27, Baylor (28) vs. Howard Payne (1) (4/21/1999)
Margin of Defeat:	13, Nebraska (14) vs. Baylor (1) (3/17/2007) 13, Dallas Baptist (16) vs. Baylor (3) (4/8/2009)

## TEAM BATTING

<b>BAYLOR</b>	
At Bats:	63 vs. Oral Roberts (3/11/2000)
Runs:	28 vs. Howard Payne (4/21/1999)
Hits:	32 vs. Howard Payne (4/21/1999)
Doubles:	8 vs. McNeese State (3/31/1999) Howard Payne (4/21/1999)
Triples:	3, seven times
Home Runs:	8 vs. UTSA (4/20/1999)
RBI:	26 vs. Howard Payne (4/21/1999)
Total Bases:	63 vs. Howard Payne (4/21/1999)
Walks:	16 vs. Oral Roberts (3/11/2000)
Strikeouts:	18 vs. Texas (4/13/2006)
Stolen Bases:	8 vs. Dallas Baptist (5/16/2006) 8 vs. UTSA (5/15/2012)
Hit by Pitch:	6 vs. Vanderbilt (3/12/2004) 6 vs. Oklahoma (4/14/2013)
Sacrifice Hits:	5 vs. Kansas (4/30/2000) 5 vs. UT Arlington (4/25/2012)
Sacrifice Flies:	3, nine times
Left on Base:	27 vs. Oral Roberts (3/11/2000)

## OPPONENT

At Bats:	61, Oral Roberts (3/11/2000)
Runs:	23, Missouri (4/19/2003)
Hits:	22, Missouri (4/19/2003)
Doubles:	7, Missouri (4/20/2007)
Triples:	2, eight times
Home Runs:	5, Oklahoma (4/23/1999) 5, Texas A&M (4/19/2008) 5, Oklahoma (4/26/2009)
RBI:	22, Missouri (4/19/2003)
Total Bases:	39, Missouri (4/19/2003)
Walks:	12, Loyola Marymount (2/14/2004)
Strikeouts:	17, Oral Roberts (3/11/2000) 17, Texas Tech (3/24/2007)
Stolen Bases:	5, Texas Tech (4/30/2005) 5, Texas A&M (4/20/2008) 5, Texas State (4/22/2009)
Hit by Pitch:	5, Long Beach State (3/7/2003) 5, Missouri (4/19/2003) 5, Kansas (3/28/2010)
Sacrifice Hits:	4, six times
Sacrifice Flies:	3, Texas Tech (3/22/2009)
Left on Base:	16, Texas Tech (3/20/2011) 16, Michigan State (3/7/2012)

## BOTH TEAMS

At Bats:	124, Baylor vs. Oral Roberts (3/11/2000)
Runs:	41, Baylor vs. Missouri (4/19/2003)
Hits:	45, Baylor vs. Missouri (4/19/2003)
Doubles:	11, Baylor vs. Kansas (3/16/2002)
Triples:	4, Baylor vs. Illinois-Chicago (3/12/2010) 4, Baylor vs. Sam Houston State (4/20/2010)
Home Runs:	11, Baylor vs. UT-San Antonio (4/20/1999)
RBI:	39, Baylor vs. Missouri (4/19/2003)
Total Bases:	81, Baylor vs. Oral Roberts (4/20/1999)
Walks:	23, Baylor vs. Oral Roberts (3/11/2000)
Strikeouts:	33, Baylor vs. Oral Roberts (3/11/2000)
Stolen Bases:	10, Baylor vs. Oral Roberts (3/11/2000)
Hit by Pitch:	7, Baylor vs. Long Beach State (3/07/2003)
Sacrifice Hits:	6, Baylor vs. Kansas (4/30/2000) 6, Baylor vs. Purdue (2/23/2008) 6, Baylor vs. Oklahoma (4/24/2009)
Sacrifice Flies:	4, Baylor vs. San Francisco (3/9/2007) 4, Baylor vs. Kansas State (5/19/2007)
Left on Base:	42, Baylor vs. Oral Roberts (3/11/2000)

## TEAM PITCHING

<b>BAYLOR</b>	
Innings:	16.0 vs. Oral Roberts (3/11/2000)
Most Runs Allowed:	23 vs. Missouri (4/19/2003)
Fewest Hits Allowed:	0 vs. Iowa State (4/15/2000) 0 vs. Loyola Marymount (2/15/2004)
Most Hits Allowed:	22 vs. Missouri (4/19/2003) 22 vs. Texas Tech (3/19/2011)
Walks:	12 vs. Loyola Marymount (2/14/2004)
Strikeouts:	17 vs. Oral Roberts (3/11/2000) 17 vs. Texas Tech (3/24/2007)
Wild Pitches:	4 vs. Oral Roberts (3/11/2000) 4 vs. Texas Tech (3/20/2011) 4 vs. Illinois (3/9/2013)
Hit Batsmen:	5, four times
Balks:	3 vs. Oral Roberts (2/24/2002)
Home Runs Allowed:	7 vs. Oklahoma State (5/12/2018)

## OPPONENT

Innings:	16.0, Oral Roberts (3/11/2000)
Most Runs Allowed:	28, Howard Payne (4/21/1999)
Fewest Hits Allowed:	2, Stephen F. Austin (2/12/2006) 2, TCU (2/22/2011)
Most Hits Allowed:	32, Howard Payne (4/21/1999)
Walks:	16, Oral Roberts (3/11/2000)
Strikeouts:	18, Texas (4/13/2006)
Wild Pitches:	5, Rice (5/18/2004)
Hit Batsmen:	6, Vanderbilt (3/12/2004)
Balks:	2, multiple times
Home Runs Allowed:	8, UTSA (4/20/1999)

## BOTH TEAMS

Innings:	32.0, Baylor vs. Oral Roberts (3/11/2000)
Most Runs Allowed:	41, Baylor vs. Missouri (4/19/2003)
Fewest Hits Allowed:	3, Baylor vs. LMU (2/15/2004)
Most Hits Allowed:	45, Baylor vs. Missouri (4/19/2003)
Walks:	23, Baylor vs. Oral Roberts (3/11/2000)
Strikeouts:	33, Baylor vs. Oral Roberts (3/11/2000)
Wild Pitches:	7, Baylor vs. Oral Roberts (3/11/2000) 7, Baylor vs. Texas Tech (3/20/2011)
Hit Batsmen:	7, Baylor vs. Long Beach State (3/7/2003)
Balks:	3, Baylor vs. Oral Roberts (2/24/2002) 3, Baylor vs. Kansas (3/16/2002)

## TEAM FIELDING

<b>BAYLOR</b>	
Total Chances:	61 vs. Oral Roberts (3/11/2000) 61 vs. Kansas (3/28/2010)
Putouts:	48 vs. Oral Roberts (3/11/2000)
Assists:	21 vs. KSU (3/29/2013)
Errors:	6 vs. Texas Tech (3/15/2003)
Double Plays:	3, 15 times

## OPPONENT

Total Chances:	67, Kansas (3/28/2010)
Putouts:	48, Oral Roberts (3/11/2000)
Assists:	24, Kansas (3/28/2010)
Errors:	5, eight times
Double Plays:	3, 12 times

## BOTH TEAMS

Total Chances:	128, Baylor vs. Kansas (3/28/2010)
Putouts:	96, Baylor vs. Oral Roberts (3/11/2000)
Assists:	42, Baylor vs. Kansas (3/28/2010)
Errors:	8, Baylor vs. Dallas Baptist (4/6/2001) 8, Baylor vs. Texas Tech (3/15/2003) 8, Baylor vs. Kansas State (5/19/2007)
Double Plays:	5, Baylor vs. Louisiana Tech (3/12/2006) 5, Baylor vs. Pacific (2/22/2009)

## INDIVIDUAL FIELDING

<b>BAYLOR</b>	
Total Chances:	19, Steve DalPorto vs. KSU (3/29/2013)
Putouts:	19, Steve DalPorto vs. KSU (3/29/2013)
Assists:	10, Raynor Campbell vs. Pacific (2/22/2009)
Errors:	4, Raynor Campbell vs. Pacific (2/22/2009)

## INDIVIDUAL BATTING

<b>BAYLOR</b>	
At Bats:	9, Jace Brewer vs. Oral Roberts (3/11/2000)
Runs:	5, Jon Topolski vs. Howard Payne (4/21/1999) 5, Logan Vick vs. UT Arlington (4/14/2010)
Hits:	5, nine times
Doubles:	3, four times
Triples:	2, Chris Durbin vs. Oklahoma State (4/6/2002) 2, Beamer Weems vs. Texas Southern (3/20/2007)
Home Runs:	3, Aaron Miller vs. Illinois (2/29/2008)
RBI:	6, five times
Total Bases:	11, Eric Nelson vs. Kansas State (2/26/1999) 11, Cal Towey vs. Texas (4/8/2011)
Bases on Balls:	4, eight times
Strikeouts:	4, 10 times
Stolen Bases:	4, Jaime Bubela vs. Kansas State (2/27/1999) 4, Anthony Hensley vs. Texas (3/20/2000)
Hit by Pitch:	3, Michael Griffin vs. Vanderbilt (3/12/2004) 3, Nathan Orf vs. Texas Tech (3/18/2012)

## OPPONENT

At Bats:	7, five times
Runs:	4, four times
Hits:	5, four times
Doubles:	2, several times
Triples:	2, five times
Home Runs:	3, Ben Broussard [McNeese State] (3/31/1999)
RBI:	6, Robby Price [Kansas] (3/28/2010)
Total Bases:	12, Ben Broussard [McNeese State] (3/31/1999)
Bases on Balls:	3, several times
Strikeouts:	5, Ryan Neill [Oral Roberts] (3/11/2000) 5, Easton Murrell [Texas Tech] (4/29/2022)
Stolen Bases:	3, five times
Hit by Pitch:	3, Casey Lytle [Kansas] (3/28/2010)

## INDIVIDUAL PITCHING

<b>BAYLOR</b>	
Innings:	10.0, Steven White vs. USC (2/22/2003)
Runs Allowed:	10, Steven White vs. Texas Tech (5/11/2001) 10, Hayden Kettler vs. Oklahoma State (5/12/2018)
Hits Allowed:	13, Steven White vs. Texas Tech (5/11/2001) 13, Cody Bradford vs. Kansas (3/23/2018)
*Fewest Hits Allowed:	0, Kyle Evans vs. Iowa State (4/15/2000) 0, Cory VanAllen vs. Loyola Marymount (2/14/2005)
Bases on Balls:	7, Steven White vs. Missouri (5/21/2001)
Strikeouts:	14, Logan Verrett vs. Louisiana Tech (3/11/2011) 13, Logan Verrett vs. Texas A&M (4/10/2010) 12, Steven White vs. Texas Tech (3/14/2003) 12, Mark McCormick vs. Missouri (5/20/2005) 12, Willie Kempf vs. Missouri (4/11/2009)
Wild Pitches:	3, Brooks Pinckard vs. Texas Tech (3/20/2011)
Hit Batters:	5, Steven White vs. Long Beach State (3/7/2003)
Balks:	3, Justin Taylor vs. Oral Roberts (2/24/2002)

\* - Evans: 9.0 innings; VanAllen: 6.0 innings in a scheduled 7.0-inning game.

## OPPONENT

Innings:	11.0, Greg Reynolds [Stanford] (6/6/2005)
Runs Allowed:	12, three times
Hits Allowed:	14, K. Trapp [Dallas Baptist] (4/6/2001)
Bases on Balls:	8, three times
Strikeouts:	14, Michael Jarman [Oral Roberts] (2/25/2007) 12, Joba Chamberlain [Nebraska] (5/12/2006)
Wild Pitches:	3, nine times
Hit Batters:	4, Chase Mitchell [Kansas State] (4/8/2005)

## INDIVIDUAL FIELDING

<b>OPPONENT</b>	
Total Chances:	19, Preston Clark [Texas] (4/13/2006)
Putouts:	18, Preston Clark [Texas] (4/13/2006)
Assists:	10, Robby Price [Kansas] (3/28/2010)
Errors:	3, Greg Dobbs [Oklahoma] (3/18/2001) 3, S. Berry [Dallas Baptist] (4/6/2001)



# CONFERENCE STATISTICAL LEADERS

## BATTING AVERAGE

1952	Larry Isbell	* .431
1953	Mickey Sullivan	* .400
1954	Mickey Sullivan	* .519
1955	Jerry Mallett	* .388
1957	Jerry Mallett	* .455
1961	Ronnie Goodwin	* .419
1970	Skip Balthrop	.390
1977	Steve Macko	* .404
1977	Steve Macko	.417
1979	Greg Pennington	.400
2002	Chris Durbin	* .385
2003	David Murphy	.413
2004	Reid Brees	* .404
2006	Zach Dillon	* .421
2007	Matt Czimskey	* .386
2019	Davis Wendzel	*.404

## AT BATS

1977	Steve Macko	* 99
1978	Mike Johanson	* 100
2012	Max Muncy	255

## RUNS

1946	Jack Redding (tied)	* 19
1946	Tom Chandler (tied)	* 19
1954	Wayne Connally	* 19
1955	Jerry Dykeman	* 17
1977	Steve Macko	* 27
1978	Burl Coker	* 35
2001	Trevor Mote	* 30
2003	Chris Durbin	94
2003	Chris Durbin	* 38
2007	Chase Gerdes	* 30
2012	Nathan Orf	61
2012	Max Muncy (tied)	* 22
2012	Nathan Orf (tied)	* 22
2012	Logan Vick (tied)	* 22

## HITS

1950	Adrian Burk	* 24
1954	Mickey Sullivan	* 27
1960	Jerry Funk (tied)	* 23
1960	Ted Uhlaender (tied)	* 23
1977	Steve Macko	* 40
1997	Eric Nelson	* 58
1999	Eric Nelson	* 44
2003	David Murphy	121
2020	Jared McKenzie (tied)	28

## DOUBLES

1946	Jack Redding (tied)	* 5
1946	James Marino (tied)	* 5
1954	Mickey Sullivan (tied)	* 6
1966	Donald Looper	* 7
1968	W. Turney Fox Dykes	* 9
1976	Steve Macko	* 10
1977	Ken Kolkhorst	* 8
1978	Mike Johanson	* 10
1984	Keith Shepherd (tied)	* 10
1998	Charley Carter (tied)	24
2001	Chris Durbin (tied)	25
2001	Mike Huggins	* 13
2002	Ross Bennett	* 11
2004	Reid Brees	* 14
2012	Logan Vick	25
2012	Logan Vick	* 12

## ON-BASE PERCENTAGE

2006	Zach Dillon	.496
2006	Zach Dillon	.504
2019	Davis Wendzel	*.527

## TRIPLES

1948	Hal Harris	* 4
1960	Byron Willis (tied)	* 2
1965	James Mallon (tied)	* 2
1965	Bill Bain (tied)	* 2
1977	Steve Macko	* 5
1987	Tony Huey	* 10
1998	Jon Topolski	11
1998	Jon Topolski	* 5
2002	Chris Durbin (tied)	* 3
2005	Kevin Sevigny (tied)	* 3
2006	Seth Fortenberry	10
2007	Ben Booker	7
2007	Beamer Weems (tied)	* 3
2011	Brooks Pinckard	* 4
2022	Jack Pineda	5

## HOME RUNS

1946	Tom Chandler	* 6
1955	Jerry Mallett	* 6
1957	Bill Dennis	* 5
1977	Leonard Woods	13
1977	Mike Czimsley (tied)	* 5
1977	Leonard Woods (tied)	* 5
1978	Shane Nolen (tied)	* 6
1978	Mike Johanson (tied)	* 6
1981	Jeff Mallett (tied)	* 6
1986	Mike Malinak (tied)	* 7
2004	Josh Ford (tied)	* 9
2004	Michael Griffin (tied)	* 9
2012	Josh Ludy	16
2012	Josh Ludy	* 8

## RUNS BATTED IN

1946	Joe Szekely	* 20
1948	Joe Szekely	* 21
1954	Bobby Benge	* 21
1978	Mike Johanson	* 34
1998	Charley Carter	86
2012	Josh Ludy	71
2012	Josh Ludy	* 29

## STOLEN BASES

1948	Charles Devereaux	* 12
1950	James Parker	* 9
1954	Wayne Connally	* 6
1959	Mel Carbo	* 6
1960	Jerry Funk	* 8
1965	James Mallon (tied)	* 7
2011	Brooks Pinckard	36

## BASES ON BALLS

1949	Charles Devereaux	* 17
1951	Joe Miles	* 17
1954	Mickey Sullivan (tied)	* 15
1954	Wayne Connally (tied)	* 15
2006	Zach Dillon	53
2010	Logan Vick	59
2010	Logan Vick (tied)	* 24

## INNINGS PITCHED

1951	Ray Fitzpatrick	* 78.2
1999	Jason Jennings	146.2
2003	Steven White	129.0
2018	Cody Bradford	*52.2

## STRIKEOUTS

1999	Jason Jennings	172
2002	Jared Theodorakos	* 53
2003	Steven White	130

## APPEARANCES

1951	Ray Fitzpatrick	* 10
1993	Joe Wharton	* 20
2002	Kyle Edens (tied)	35
2002	Kyle Edens	* 17
2014	Josh Michalec	* 14
2020	Luke Boyd	9
	Logan Freeman	9
2021	Ryan Leckich	* 13

## EARNED RUN AVERAGE

1966	Bill Bevil	* 1.03
1968	John Bevil	* 1.16
1969	Ken McRay	* 1.16
1982	Steve Smith	* 1.72
1988	Pat Combs	2.16
1991	Glenn Nevill	2.47
1992	Brian Carpenter	2.23
1993	Joe Wharton	2.54
2000	Chad Hawkins	1.82
2001	Paul Thorp	* 2.30
2012	Josh Turley	* 1.92
2018	Cody Bradford	2.51

## GAMES STARTED

1982	Jerry Arnold	* 8
1985	Ken Patterson (tied)	* 8
1999	Jason Jennings (tied)	18
2000	Kyle Evans (tied)	* 10
2000	Chad Hawkins (tied)	* 10
2002	Steven White (tied)	* 9
2003	Steven White (tied)	19
2003	Steven White (tied)	* 9
2004	Sean Walker (tied)	* 9
2005	Mark McCormick (tied)	* 9
2005	Trey Taylor (tied)	* 9
2005	Cory VanAllen (tied)	* 9
2009	Kendal Volz (tied)	* 9
2011	Josh Turley (tied)	* 9
2011	Logan Verrett (tied)	* 9
2021	Blake Helton (tied)	* 8
	Hayden Kettler (tied)	* 8

## WINS

1968	John Bevil	* 5
1999	Jason Jennings	13
1999	Jason Jennings	* 8
2000	Chad Hawkins	* 8
2005	Mark McCormick	* 6
2012	Trent Blank	11
2012	Josh Turley (tied)	* 6

## SAVES

1993	Brent Bearden (tied)	* 5
2002	Kyle Edens (tied)	14
2002	Kyle Edens (tied)	* 6
2012	Max Garner	10
2012	Max Garner	* 7
2014	Josh Michalec	21
2016	Troy Montemayor	14
2020	Luke Boyd	6

## COMPLETE GAMES

1951	Ray Fitzpatrick	* 8
1955	Fred Gottlieb (tied)	* 8
1968	John Bevil	* 7
2000	Chad Hawkins (tied)	* 6

## SHUTOUTS

1999	Jason Jennings (tied)	3
2001	Steven White (tied)	* 1
2003	Steven White (tied)	1
2008	Shawn Tolleson (tied)	* 2
2018	Cody Bradford	*2

\* - conference games only

Note: Baylor was a part of the Southwest Conference until it disbanded in 1996. Since 1997, the Bears have played in the Big 12 Conference.

# NATIONAL STATISTICAL LEADERS

## TOP 30 NATIONAL RANKINGS

### BATTING AVERAGE

1977	Steve Macko	.417	22nd
1996	Marty Crawford	.414	28th
2003	David Murphy	.413	19th

### HITS

2003	David Murphy	121	1st
2020	Jared McKenzie	28	t-12th
2021	Jared McKenzie	82	25th

### HITS PER GAME

2020	Jared McKenzie	1.75	t-14th
2021	Jared McKenzie	1.61	17th

### RUNS

2003	Chris Durbin	94	1st
2003	David Murphy	84	t-2nd

### RUNS PER GAME

2003	Chris Durbin	1.40	4th
2003	David Murphy	1.24	17th
2021	Jared McKenzie	1.22	15th

### DOUBLES

2012	Logan Vick	25	t-6th
2018	Davis Wendzel	22	18
2019	Andy Thomas	22	20th

### DOUBLES PER GAME

1976	Steve Macko	0.38	9th
1979	Fritz Connally	0.37	14th
1980	Gene de los Santos	0.45	6th
2012	Logan Vick	0.38	30th
2019	Andy Thomas	0.47	4th

### TRIPLES

1998	Jon Topolski	11	1st
2006	Seth Fortenberry	10	t-3rd
2007	Ben Booker	7	t-15th
2008	Shaver Hansen	6	29th
2021	Jared McKenzie	4	t-28th
2022	Jack Pineda	5	25th

### TRIPLES PER GAME

1998	Jon Topolski	0.18	2nd
2002	Mike Huggins	0.11	25th
2003	Michael Griffin	0.12	25th
2006	Seth Fortenberry	0.16	9th
2007	Ben Booker	0.11	26th

### HOME RUNS

2012	Josh Ludy	16	t-15th
------	-----------	----	--------

### HOME RUNS PER GAME

1968	George Lyons	0.31	t-3rd
2012	Josh Ludy	0.25	t-30th

### RBI

2012	Josh Ludy	71	8th
------	-----------	----	-----

### RBI PER GAME

1998	Charley Carter	1.39	30th
2012	Josh Ludy	1.13	15th

### SLUGGING PERCENTAGE

2012	Josh Ludy	.634	26th
------	-----------	------	------

### ON BASE PERCENTAGE

2019	Davis Wendzel	.484	29th
------	---------------	------	------

### TOTAL BASES

2012	Josh Ludy	147	t-21st
------	-----------	-----	--------

### HIT BY PITCH

2012	Nathan Orf	35	t-2nd
------	------------	----	-------

### HIT BY PITCH PER GAME

2012	Nathan Orf	0.54	5th
------	------------	------	-----

### STOLEN BASES

2011	Brooks Pinckard	36	5th
------	-----------------	----	-----

### STOLEN BASES PER GAME

1991	Mike Robison	0.68	15th
2011	Brooks Pinckard	0.65	6th

### WALKS

2006	Zach Dillon	53	t-4th
2010	Logan Vick	59	t-7th

### WALKS PER GAME

2006	Zach Dillon	0.84	17th
2010	Logan Vick	0.98	11th

### TOUGHEST TO STRIKEOUT

1995	Marty Crawford	19.7	23rd
1996	Marty Crawford	29.0	6th
2019	Nick Loftin	13.8	12th

### SACRIFICE BUNTS

2011	Steve DalPorto	15	t-25th
------	----------------	----	--------

### SACRIFICE FLIES

2008	Dustin Dickerson	7	23rd
2022	Kyle Nevin	7	16th

### EARNED RUN AVERAGE

1982	Steve Smith	1.72	11th
1991	Glenn Nevill	2.47	28th
1992	Brian Carpenter	2.15	21st
1999	Jason Jennings	2.58	23rd
2000	Chad Hawkins	1.82	3rd
2005	Ryan LaMotta	2.15	26th

### WINS

1979	Jon Perlman	12	t-7th
1999	Jason Jennings	13	t-5th
2005	Abe Woody	10	t-28th
2012	Trent Blank	11	t-9th

### SAVES

2000	Zane Carlson	15	t-6th
2002	Kyle Edens	14	t-5th
2003	Zane Carlson	11	t-24th
2005	Abe Woody	11	t-23rd
2007	Nick Cassavechia	11	t-23rd
2010	Brooks Pinckard	12	t-11th
2014	Josh Michalec	21	2nd
2016	Troy Montemayor	14	7th
2017	Troy Montemayor	12	25th
2020	Luke Boyd	6	t-1st

### GAMES STARTED

2012	Josh Turley	17	t-16th
2018	Hayden Kettler	16	27th

### STRIKEOUTS PER NINE INNINGS

2002	Jared Theodorakos	10.3	30th
2008	Kendal Volz	10.8	18th

**BU**  
**2023**

**BAYLOR**



**BEARS**

**BaylorBears.com**