

BRADLEY BRAVES

1,750 VICTORIES | 38 NBA DRAFT PICKS | 37 POSTSEASON TOURNAMENTS | 15 CONFERENCE TITLES |

2023-24 SCHEDULE

November

| | | |
|--------|------------------------|--------------|
| Wed 1 | SAINT AMBROSE-IA (Ex.) | |
| Mon 6 | at UAB | W (73-71 OT) |
| Sat 11 | UTAH STATE | W (72-66 OT) |
| Tue 14 | ~ TARLETON STATE | W (86-63) |
| Mon 20 | ~ vs Tulane | W (80-77) |
| Wed 22 | ~ vs UTEP | W (63-59) |
| Sat 25 | VERMONT | W (79-70) |
| Wed 29 | * at Murray State | L (79-72) |

December

| | | |
|---------|-----------------|-----------|
| Sat 2 | * INDIANA STATE | L (85-77) |
| Tue 5 | at Akron | 7 p.m. |
| Fri 15 | CLEVELAND STATE | 7 p.m. |
| Mon 18 | ^ vs Duquesne | 7 p.m. |
| Thur 21 | SIUE | 7 p.m. |
| Thu 28 | TRUMAN STATE | 7 p.m. |

January

| | | |
|--------|------------------------|--------|
| Wed 3 | * at Valparaiso | 7 p.m. |
| Sat 6 | * MISSOURI STATE | 3 p.m. |
| Wed 10 | * EVANSVILLE | 7 p.m. |
| Sat 13 | * at UIC | 1 p.m. |
| Wed 17 | * at Southern Illinois | TBA |
| Sat 20 | * BELMONT | 1 p.m. |
| Wed 24 | * MURRAY STATE | 6 p.m. |
| Sat 27 | * at Indiana State | TBA |
| Wed 31 | * UNI | TBA |

February

| | | |
|--------|---------------------|--------|
| Sat 3 | * at Illinois State | TBA |
| Wed 7 | * at Evansville | 7 p.m. |
| Sat 10 | * DRAKE | TBA |
| Wed 14 | * UIC | 7 p.m. |
| Sun 18 | * at UNI | TBA |
| Wed 21 | * at Missouri State | 7 p.m. |
| Sat 24 | * ILLINOIS STATE | TBA |
| Wed 28 | * SOUTHERN ILLINOIS | 7 p.m. |

March

| | | |
|-------|---------------------------|-----|
| Sun 3 | * at Drake | TBA |
| 7-10 | State Farm MVC Tournament | |

* - Missouri Valley Conference Game

~ - SoCal Challenge

^ - Game Played at St. Vincent-St. Mary High School

BRADLEY BRAVES

6-2 (0-2) MVC
record

Brian Wardle
head coach

236-193
career HC record

VS

AKRON ZIPS

4-3 (0-0) MAC
record

John Groce
head coach

302-205
career HC record

BRADLEY AT. AKRON

Peoria, IL • James A. Rhodes Arena
Tuesday, Dec. 4th • 7:00 p.m.

TELEVISION

Station: ESPN+
PxP.....NA
Analyst.....NA
Courtside Reporter.....NA

RADIO

Flagship Station 1470 & 101.3 WMBD
Play-by-Play Dave Snell
Analyst..... Chad Kleine

SERIES HISTORY

Overall Bradley leads 1-0
Under Brian Wardle..... Bradley leads 1-0
Last Meeting..... Bradley (W 74-55) in 2022

MEDIA INFORMATION

Basketball SID..... **Cody Roskens**
Office (309) 677-3636
Cell (712) 310-8672
E-mail..... croskens@fsmail.bradley.edu

The Bradley Athletic Communications staff is available to assist home and visiting media. Contact Cody Roskens for credentials, releases, statistics or general basketball info and for assistance arranging interviews with players and/or coaches.

KEY BRAVES NUMBERS

60%

Bradley returns 60% of it's 3pt production from last season. (Hickman, Deen, Leons)

70

Bradley is (5-2) this season when scoring 70+ points in a game. Last season (19-1)

4

The Braves currently start four players who have all increased their PPG by atleast 4ppg from last season.

7

BU is 3-0 when hitting 7+ three pointers as a team (20-4 last season)

9

Bradley currently has 5 players scoring 9ppg or better






73%

Of the nine players currently playing major minutes for BU, four are shooting better than 73% from the FT line.

35%

Bradley currently has four player shooting 35% or better from deep (3 are shooting 50%)

BRADLEY'S PREVIOUS STARTERS

| | | | | |
|---|---|---|---|---|
|  |  |  |  |  |
| 21 DEEN Sr • G | 10 HICKMAN Jr • G | 14 LEONS Sr • F | 35 HANNAH Sr • F | 5 DAVIS RS-Jr • G/F |
| 9.4 PPG | 13.5 PPG | 15.6 PPG | 12.5 PPG | 9.0 PG |
| 3.3 APG | 3.3 APG | 7.3 RPG | 7.4 RPG | 5.1 RPG |
| 29 FG% | 45 FG% | 45 FG% | 1.3 BPG | 54 FG% |
| 23 3P% | 39 3P% | 26 3P% | 66 FG% | 50 3P% |

*Shooting % are rounded to nearest whole number

2023-24 BRADLEY BRAVES ROSTER

| # | Name | Pos | Yr | Ht | Wt | Hometown/Last Team |
|----|-----------------|-----|---------|------|-----|--|
| 0 | Demarion Burch | G | Fr. | 6-4 | 200 | Milwaukee, WI/Milwaukee Hamilton |
| 1 | Almar Atlason | F | FR. | 6-8 | 230 | Reykjabik, Iceland/Sunrise Christian Academy |
| 2 | Emarion Ellis | G | R-So. | 6-5 | 200 | Davenport, IA/Davenport Assumption |
| 4 | Ahmet Jonovic | C | So. | 7-1 | 260 | Prijepolje, Serbia/OKK Beograd |
| 5 | Christian Davis | G/F | R-Jr. | 6-7 | 205 | Denver, CO/New Hampton School |
| 10 | Connor Hickman | G | Jr. | 6-3 | 200 | Bloomington, IN/Bloomington South |
| 12 | Cade Hardtke | G | Jr. | 6-2 | 190 | Lombard, IL/Glenbard South |
| 13 | Sam Hennessy | G | Jr. | 6-2 | 185 | Naperville, IL/Benet Academy |
| 14 | Malevy Leons | F | 5th-Sr. | 6-9 | 210 | Ijmuiden, Netherlands/Mineral Area College |
| 21 | Duke Deen | G | Sr. | 5-8 | 170 | Shreveport, La/Troy |
| 24 | Kyle Thomas | F | So. | 6-10 | 235 | Bolingbrook, IL/Benet Academy |
| 25 | Goanar Biliew | F | Sr. | 6-8 | 240 | Denison, Iowa/Des Moines Area CC |
| 34 | Connor Linke | F | Sr. | 6-9 | 240 | St. Charles, Ill./St. Charles North |
| 35 | Darius Hannah | F | Jr. | 6-9 | 205 | Milwaukee, Wis./Milwaukee Academy of Science |

BRADLEY COACHING STAFF



Brian Wardle

Head Coach
Marquette '01
236-193 overall record (14th year)
141-128 at Bradley (Ninth year)

Assistant Coaches

Assoc HC Mike Bargaen (Marquette '99) - 9th Season
Assoc HC Jimmie Foster (South Dakota '02) - 9th Season
Asst Mike Black (Albany '13) - 2nd Season

Special Asst to Head Coach: Pat Althoff

Director of Player Development: Darrell Brown Jr.

Sport Performance Coach: Eddie Papis

Athletic Trainer: Tyler Krogh




0 Demarion Burch
Fr • G • 6-4 • 200
Milwaukee, WI



1 Almar Atlason
Fr • F • 6-8 • 230
Reykjabik, Iceland




2 Emarion Ellis
R-So • G • 6-5 • 200
Davenport, IA



4 Ahmet Jonovic
So • C • 7-1 • 260
Prijepolje, Serbia




5 Christian Davis
R-Jr • G/F • 6-7 • 200
Denver, CO



10 Connor Hickman
Jr • G • 6-3 • 200
Bloomington, IN



12 Cade Hardtke
Jr • G • 6-2 • 190
Lombard, IL



13 Sam Hennessy
Jr • G • 6-2 • 185
Naperville, IL



14 Malevy Leons
5th • F • 6-9 • 210
Ijmuiden, Netherlands



21 Duke Deen
Sr • G • 5-8 • 170
Shreveport, LA



24 Kyle Thomas
So • F • 6-10 • 235
Bolingbrook, Ill



25 Goanar Biliew
Sr • F • 6-8 • 240
Denison, IA



34 Connor Linke
Sr • F • 6-9 • 230
St. Charles, Ill.



35 Darius Hannah
Sr • F • 6-9 • 205
Milwaukee, Wis.

PRONUNCIATION GUIDE

| Name | Pronunciation |
|----------------|---------------------|
| Cade Hardtke | HARD-key |
| Malevy Leons | MAL-ah-vEYE LAY-ons |
| Connor Linke | link-EE |
| Demarion Burch | Duh-mar-EE-on |
| Goanar Biliew | Go-narr Bill-lew |
| Ahmet Jonovic | HA-met Yo-no-vick |
| Emarion Ellis | EE-mar-EE-on |
| Almar Atlason | AL-mar AT-las-on |

MATCH UP BY THE NUMBERS

| Bradley | Stat | Akron |
|---------|--------------|-------|
| 75.3 | Scoring | 76.4 |
| 46.0 | FG Pct | 46.5 |
| 35.1 | 3FG Pct | 36.2 |
| 70.0 | FT Pct | 75.4 |
| 35.3 | Rebounds | 35.7 |
| 13.3 | Assists | 15.7 |
| 12.6 | Turnovers | 14.1 |
| 69.3 | Scoring Def. | 67.4 |
| 41.2 | FG% Def. | 44.8 |
| 29.1 | 3FG% Def. | 35.0 |
| 3.5 | Blocks | 2.6 |
| 7.1 | Steals | 7.0 |

SERIES FACTS & FIGURES

All-Time Series Bradley leads 57-42 at Bradley BU Leads 36-11 at Indiana St Ind St leads 28-20 at Neutral Site..... Tied 2-2

Miscellaneous Records

Consecutive Free Throws Made

| No. | Name | Started | Ended | FTM |
|-----|-------------------|----------|----------|-----|
| 1. | James Gillingham | 02/08/03 | 02/25/03 | 44 |
| 2. | Andrew Warren | 12/04/10 | 01/04/11 | 40 |
| 3. | Aaron Zobrist | 12/27/96 | 01/27/97 | 35 |
| 4. | Roger Phegley | 02/02/76 | 11/26/76 | 34 |
| 5. | Auston Barnes | 12/28/14 | 03/06/15 | 32 |
| | Ville Tahvanainen | 1/02/22 | 1/18/23 | 32 |
| 7. | Hersey Hawkins | 12/09/87 | 12/17/87 | 31 |
| | Jeremy Crouch | 02/23/08 | 04/02/08 | 31 |
| 9. | Sam Maniscalco | 02/06/10 | 03/05/10 | 30 |
| 10. | Roger Phegley | 12/10/77 | 12/22/77 | 29 |
| 11. | Daniel Ruffin | 12/21/05 | 02/11/06 | 28 |

Consecutive Games with 3-Point FG

| No. | Name | Started | Ended | Gms |
|-----|-------------------|----------|----------|-----|
| 1. | Will Franklin | 12/03/06 | 03/02/07 | 25 |
| 2. | Phillip Gilbert | 12/29/02 | 03/03/03 | 20 |
| | Jeremy Crouch | 11/18/07 | 01/30/08 | 20 |
| | Sam Maniscalco | 01/21/09 | 11/15/09 | 20 |
| 5. | Anthony Manuel | 12/13/87 | 02/13/88 | 18 |
| | Anthony Parker | 01/23/96 | 01/07/97 | 18 |
| | Andrew Warren | 11/12/10 | 01/16/11 | 18 |
| 8. | Aaron Zobrist | 12/27/96 | 02/16/97 | 17 |
| | Jeremy Crouch | 11/11/06 | 02/03/07 | 17 |
| 10. | Anthony Manuel | 12/29/88 | 02/13/89 | 16 |
| | Aaron Zobrist | 01/20/96 | 03/03/96 | 16 |
| | Ville Tahvanainen | 12/31/19 | 02/26/20 | 16 |

Point/Rebound Double-Doubles

| No. | Name | Year | Gms |
|-----|-------------------|---------|-----|
| 1. | Mitchell Anderson | 1979-80 | 13 |
| 2. | Luke Jackson | 1989-90 | 12 |
| 3. | Seymour Reed | 1973-74 | 11 |
| | Mitchell Anderson | 1981-82 | 11 |
| 5. | Mitchell Anderson | 1980-81 | 10 |
| | Luke Jackson | 1888-89 | 10 |
| 7. | Donald Reese | 1981-82 | 9 |
| | Xanthus Houston | 1990-91 | 9 |
| | Rienk Mast | 2021-22 | 9 |
| 10. | Seven Times | | 8 |

* - since 1970-71

ABOUT THE BRAVES

- Bradley won its first six contests to open the year. their best start since the 1985-86 season.
- The Braves are led by a trio of double-digit scorers in Connor Hickman, Darius Hannah, and Malevy Leons. Deen and Davis round out the starting five combining for 18ppg, 8rpg and 36% of BU's total made threes.

WELCOME TO THE "META"VERSE

- Last January the Braves picked up 7-1 260lbs Ahmet Jonovic from Serbia.
- Now the large Serbian fondly referred to as "Meta" is beginning to find his foothold in the Bradley rotation after making two starts this season and averaging 5ppg and ranking second in blocks for BU

NEW GUYS ON THE BLOCK

- Bradley welcomes four newcomers on the 2023-24 squad. Additions this year include two sophomore transfers and two true freshman from the high school ranks.
- Almar Atlason (FR - Sunrise Christian Academy)
- Demarion Burch (FR - Milwaukee-Hamilton)
- Kyle Thomas (SO - Eastern Illinois)
- Emarion Ellis (R-SO - Marquette)

COACH PROFILE

- Brian Wardle is the head man for Bradley. Coach Wardle took over the Bradley program during the 2015-16 season and is in his 9th year at the helm with a 236-193 career record between Green Bay and Bradley
- Coach Wardle previously was the HC at UW-Green Bay where he averaged 19 wins per season in his 5 years in Green Bay.

BRAVES TO WATCH

- **Ahmet Jonovic**, Fresh off a career-high scoring night against Murray St. Jonovic collected 11pts in 21 minutes of action (also a career high)
- **Darius Hannah**, Hannah snatched his first career double-double against Murray State with career high 19 points and season high 10 rebounds.

BUILDING DEPTH BY FIRE

- Depth is something that Bradley is blessed to have as they enter the 2023-24 season and it continues a domino effect from last season.
- During 2022-23 Bradley was decimated by injuries from mid-November to mid-December with four starters being out. This thrusting many roles players into larger roles and allowed BU to form the deepest bench in the MVC.
- This season many of those bench peices will step into larger roles (Darius Hannah, Christian Davis, Ahmet Jonovic)

WHO'S GONE AND WHERE DID THEY GO

- **Rienk Mast**, after four years of being one of the best forwards in the MVC, Mast will play his 5th year at Nebraska. Mast was all MVC 1st team in 2022-23 and was BU's leading rebounder and scorer.
- **Ja'Shon Henry**, Bradley basketball wouldn't be in the postion it is today without Ja'Shon Henry. After playing six seasons at forward for BU, Henry left as the MVC 6th man of the year with MVCT titles and one regular season championship.
- **Ville Tahvanainen**, One of BU's best volume three point shooters, Ville graduates after four seasons at BU and is currently playing professionally in Europe.
- **Zek Montgomery**, A consistent starter for the Braves at the 3-spot. Montgomery transferred out to Rhode Island.
- **Pop Weathers**, BU's backup. Weathers transfer down to Commerce College for this upcoming season.

BATTLE TESTED

- Bradley has quietly built a non-conference schedule that should be one of the best for a mid-major. The Braves put an emphasis on getting teams that are projected to finish with the top teams of their respective leagues.

| Team | League | Projected |
|----------|--------------|-----------|
| UAB | (W) American | 4th |
| Tulane | (W) American | 3rd |
| UTEP | (W) C-USA | 5th |
| Vermont | (W) Am-East | 1st |
| Akron | MAC | 3rd |
| Cleve-St | Horizon | 4th |
| Duquesne | A-10 | 4th |
| SIUE | OVC | 2nd |

BRADLEY QUICK FACTS

Location Peoria, Ill.
 Founded 1897
 Enrollment 5,588
 Nickname Braves
 Colors Red & White
 Conference Missouri Valley Conference
 President Stephen Standifird
 Director of Athletics Dr. Chris Reynolds
 Official Website BradleyBraves.com

HOME COURT

Arena Carver Arena
 Capacity 11,092
 Opened 1982
 Press Row Phone (309) 680-3795

TEAM INFORMATION

2023-24 Record 5-0
 MVC Record/Finish 0-0 (NA)
 MVC Tournament (NA)
 Lettermen Returning/Lost 10/5
 Starters Returning/Lost 3/2
 Newcomers 4
 Twitter @bradleyumbb

BRADLEY HISTORY

First Season 1902-03
 All-Time Record 1,750 - 1,243 (.580)
 All-Time MVC Record 604 - 526 (.530)
 MVC Regular-Season Titles Eight
 1950, 1962 (shared), 1980, 1982, 1986, 1988, 1996, ..
 2023
 MVC Tournament Titles Four
 1980, 1988, 2019, 2020
 NCAA Tournaments Nine
 1950, 1954, 1955, 1980, 1986, 1988, 1996, 2006, 2019
 NCAA Final Fours Two
 1950, 1954
 IIAAC Championships Three
 1926, 1930, 1937
 NIT Appearances 22
 1938, 1939, 1947, 1949, 1950, 1957, 1958, 1959,
 1960, 1962, 1964, 1965, 1968, 1982, 1985, 1994,
 1995, 1997, 1999, 2001, 2007, 2023
 NIT Championships Four
 1957, 1960, 1964, 1982
 Other Postseason Tournaments Six
 1930 National AAU Tournament (0-1)
 1951 National Campus Tournament (2-1, 2nd)
 1974 Commissioner's Classic (1-1)
 2008 College Basketball Invitational (4-2, 2nd)
 2009 CollegeInsider.com Tournament (3-1, 2nd)
 2013 CollegeInsider.com Tournament (2-1)

BRADLEY'S PATH TO REPEATING

- Bradley needed to run off 10 straight wins following their home loss to Belmont in late January to win the MVC regular season for the first time since 1996.
- This is the second season the MVC will have a 20-game conference slate and the Braves will see every team twice with the following exceptions.
 - Belmont, one game to be play in Peoria. Jan 20th
 - Valpo, one game to be play at Valpo. Jan 3rd

THE "SWAT TEAM"

- This season the Braves could be special at playing above the rim and altering shots.
- BU returns two of the top shot blockers in the MVC from last season (Malevy Leons and Darius Hannah) to go along with their extreme height and length.
- The Braves will also get to use one of the few 7-footers in the MVC in 7-1 Ahmet Jonovic, who comes with a 7ft-6in wingspan. BU currently has 28 blocks through eight games.

BRADLEY'S LENGTH HAS YOU COVERED

- The Bradley Braves feature the longest front court in the MVC with an average wingspan of 85.5 inches or roughly 7 feet and 1 inch.
- Individual lengths of Jonovic 7ft-6in, Thomas 7ft-2in, Leons 7ft-1in, Hannah 7ft, Linke 7-ft, and Biliew 7ft.
- In NBA perspective that is like putting three Jonathan Issacs on the floor and James Wiseman at the same time, with room still for a 5th player on the floor.

JUMP AROUND!

- While the Bradley group of forwards may be the biggest and longest in the MVC the BU guards boast some impressive metrics as well.
- The Braves have five members of thier backcourt that have a verticle leap equal to or greater than the NBA average for PGs which is at 37.5 inches.

| Name | H/W | Verticle |
|-----------|---------|----------|
| Deen | 5-8 170 | 43" |
| Burch | 6-4 200 | 42" |
| Hickman* | 6-3 200 | 40.5" |
| Ellis | 6-5 200 | 37.5" |
| Pettigrew | 6-4 195 | 37.5" |

*Hickman also benched 185lbs 28 times for a BU program record, that number would also be an NBA combine record.

THE FLYING DUTCHMEN IS BACK!

- Bradley's **Malevy Leons** was awarded the MVC Defensive player of the Year honor.
- Leons ranked 1st in the MVC blocks (53), 2nd in steals (52), and 10th in total rebounds and was usually tasked with guarding the other teams best player.
- Leons was the 1st Brave to win the award since Adebayo Akinkunle (Ah-Kink-O-lay) in 1998. Leons currently stands 6' 9" with a 7-1 foot wing span.
- Leons was the only player in the NCAA with 50+ blocks, 50+ steals and 200 rebounds last season.

REGULATION GAMES ARE OVERRATED

- So far in this young season BU has played two overtime games and is 2-0. After a 2pt road win at UAB and a 6pt home win against Utah State, The Braves even with multiple newcomers having to play larger minutes have proven the ability to overcome deficits and battle adversity.

OPTIONS OFF THE BENCH

- In 2023-24 BU has collected 121 true bench points of their 525 total season points from their bench (23%).
- In comparison to 2022-23, when Bradley's bench was the deeperest and most exprienced in the MVC. BU recorded 711 true bench points of the teams total points at 2,411 (29%).

BULK 3-POINT PRODUCTION IS BACK

- Duke Deen, Connor Hickman, and Malevy Leons represent 60% of Bradley's 3-point offense from last season. This season Atlason and Davis have joined in on the noted 3pt scoring for BU

| Shooter | 2022-23 | 2023-24 |
|-----------------|---------|---------|
| Duke Deen | 70-195 | 11-48 |
| Connor Hickman | 48-143 | 18-46 |
| Malevy Leons | 45-127 | 6-23 |
| Christian Davis | 10-32 | 13-26 |
| Almar Atlason | NA | 13-25 |

3-POINT VICTORIES

- Bradley in the last two seasons when shooting better than 33.3% from three, BU holds a record of **31-4**. When under or equal to 33.3% from three the Braves are **16-20**.

FRESHMEN IMPACT

- In games where Almar Atlason and Demarion Burch each record a make from the field the Braves are 6-0. BU is 1-2 in games where only one or neither score.

HEAD COACH BRIAN WARDLE

- Named the 14th head coach in Bradley men's basketball history on March 28, 2015.
- Led a complete rebuild of the BU program that resulted in taking the team from a last place finish the year before he arrived to back-to-back conference championships in his fourth and fifth seasons.
- Helped Bradley end a 31-year drought as MVC Tournament Champions in 2019.
- Became the ninth team in MVC history to repeat as champions in 2020 as the Braves qualified for the NCAA Tournament in back-to-back seasons for the first time since 1954 and 1955.
- Prior to joining the Braves, Wardle compiled a 95-65 (.594) overall record in his five seasons at Green Bay, which culminated with back-to-back 24-win seasons and the 2013-14 Horizon League regular-season title.
- Wardle was the youngest head coach in NCAA Division I basketball when he took over at Green Bay program in 2010 at age 30.
- Prior to taking over as head coach at Green Bay, spent the previous five seasons (2005-10) as a Phoenix assistant and two years (2003-05) as Director of Ops at Marquette.
- As a player, Wardle scored 1,690 career points at Marquette, currently eighth on the school's career scoring list.

PERSONAL

Born: Oct. 9, 1979 (51) in Wilmette, Ill.

Wife: Lecia

Children: Mya, Emery and Davin

Education: Marquette '01 (Communication Studies)

YEAR-BY-YEAR COACHING RECORD

| Year | Head Coach | All | Conf. | Pl. |
|-------------------------|------------|----------------|----------------|-------|
| 2010-11 | Green Bay | 14-18 | 8-10 | 7th |
| 2011-12 | Green Bay | 15-15 | 10-8 | t-6th |
| 2012-13 | Green Bay | 18-16 | 10-6 | t-3rd |
| 2013-14 | Green Bay | 24-7 | 14-2 | 1st |
| 2014-15 | Green Bay | 24-9 | 12-4 | 2nd |
| 2015-16 | Bradley | 5-27 | 3-15 | 9th |
| 2016-17 | Bradley | 13-20 | 7-11 | t-6th |
| 2017-18 | Bradley | 20-13 | 9-9 | 5th |
| 2018-19 | Bradley | 20-15 | 9-9 | t-5th |
| 2019-20 | Bradley | 23-11 | 11-7 | t-3rd |
| 2020-21 | Bradley | 12-16 | 6-12 | 8th |
| 2021-22 | Bradley | 17-14 | 11-7 | 5th |
| 2022-23 | Bradley | 25-10 | 16-4 | 1st |
| 2023-24 | Bradley | 5-0 | 0-0 | NA |
| Bradley Totals | | 141-128 | 72-76 | |
| Green Bay Totals | | 95-65 | 54-31 | |
| Career Totals | | 236-193 | 127-108 | |

2023 MVC Coach of the Year

* 2014 Horizon League Coach of the Year *

AN INTERNATIONAL PROGRAM

- Bradley welcomed Almar Atlason to the program this past offseason, Atlason joins BU from Sunrise Christian Academy in Kansas by way of his home country of Iceland.
- Iceland becomes the 15th country outside the United States to have a student-athlete play MBB at Bradley.
- Other countries include Australia, Bahamas, Brazil, Cameroon, Canada, England, Finland, France, Gambia, Netherlands, Nigeria, Serbia, South Sudan, and St Marteen.

FIRST-HALF IMPORTANCE

- A big key for the Braves during last season was getting off to a hot start
- In the last two seasons, BU is 26-2 when leading at the break and 5-10 when trailing.

| 2023-24 | Wins | Losses |
|---------------------------|------|--------|
| First-Half Points Average | 37.6 | 31.0 |
| First-Half Points Allowed | 29.6 | 44.0 |

ROAD WARRIORS

- Bradley has answered the bell when it comes to road contests this season. BU is 2-0 on neutral floors and 1-1 in true road contests
- BU went on to win 8+ true road games last season for the first time since the 1987-88 season when BU went 26-5 overall.

BRAVES SLATED 3RD

- Bradley was selected 3rd in the annual preseason poll by coaches, SIDs and media.
- Drake and UNI were ranked first and second in the preseason poll.
- Drake, UNI, Bradley and Missouri State all recieved first place votes.

DUO NAMED PRESEASON ALL-MVC

- Bradley landed two players on the All-Missouri Valley Conference Preseason Team for only the third time since 2013.
- **Duke Deen** earned third-team honors after averaging 9.6 points and 2.9 assists last year.
- **Malevy Leons** became the second straight Braves to earn preseason MVC 1st team honors
- Leons averaged 11.1 points, 6.0 rebounds, and a touch under 2.0 block a year ago.

A TALL ORDER

- At 7-1, **Ahmet Jonovic** is tied for the tallest player in BU history with Nate Wells (2011-15), Brayden Heemskerck (2001-06) and James Baptist (1993-96) and Ari Boya (2018-22)

MANAGER MEALS = WINS

- Started in 2019-20 by men's managers as a way for the new managers to get to know each other better.
- The Bradley men's basketball has gone **52-6 at home since the 2019-20 season when the managers eat Jimmy Johns as a pregame meal.** The tradition has been carried on since by the current manager staff.
- While the managers can't do it for every game, their only losses include UNI and Loyola in 2019-20, Drake in 2020-21, Howard in 2021-22, and Belmont in 2023, Indiana St 2023.
- As the managers say "it's only crazy if it doesn't work."

HOME COURT ADVANTAGE

- Bradley owns one of the best home court advantages in the MVC at Carver Arena.
- Since beginning play at Carver Arena in 1982, the Braves are 433-173 (72%).
- Bradley owns four seasons with a count of 15 home wins (1987-88, 1993-94, 2019-20, 2022-23).
- BU also has lead the MVC in total home attendance four years in a row and has been first every year since 2017 with the exception of 2020 (COVID) and 2018 (finished 2nd).

CLOSE MARGINS

- The Braves after eight tough games find themselves 6-2 and have built up a confidence come crunch time.
- Four of Bradley's seven games this season have been decided by five points or less, or have gone to OT.

EARLY TOP-100 WINS

- This season Bradley owns wins over three top-100 KenPom teams in UAB, Utah St, and Tulane.
- Bradley's also owns wins over top-150 teams in UTEP and Vermont.

BRADLEY IN MID-MAJOR TOP 25

- Bradley's early season success hasn't gone under the radar, the Braves are represented in three of the major college basketball polls that rank mid-major basketball programs

- **Field of 68 (3rd)**
- **CollegeInsider.com (13th)**
- **Mid-Major Madness (22nd)**
- **Associated Press (RV)**

THE BRAVES AND ZIPS

- This will be the 2nd all-time meeting between the Zips and Braves
- Bradley is 1-0 all-time vs the Zips after taking the initial meeting against the Zips in Peoria.

ON TODAY'S DATE IN BBALL HISTORY

- **Bradley** - Dec. 5th, 1960.
Bradley's Chet "the Jet" Walker scored 50 points vs UC Davis.

THE GLASS CLEANERS

- These two teams are build with two completely different looking rosters. Here is a breakdown of the Forward groups for each team.

| Teams | Avg H | Avg W |
|-------------|---------|--------|
| Bradley (7) | 6' 9.5" | 231lbs |
| Akron (4) | 6' 8" | 220lbs |

WARDLE CLOSES IN ON BU TOP-5

- Bradley's head man Brian Wardle continues to climb the record books on the Hilltop.
- Brian Wardle finds himself just two MVC conference wins away from being top-5 all-time at Bradley. (does not include MVCT).

Missouri Valley Conference Wins

| | | |
|----|-----------|---------------------|
| 1. | 110 | Jim Molinari |
| 2. | 91 | Joe Stowell |
| 3. | 86 | Chuck Orsborn |
| 4. | 81 | Dick Versace |
| 5. | 74 | Jim Les |
| 6. | 72 | Brian Wardle |

HOME COOKING IN THE NON-CON

- Bradley over the last five seasons (2018-2023) has compiled a home record of 28-4 (87%) in nonconference play.
- The only losses being vs Howard 21', South Dakota St 20', Eastern Illinois 18', and New Mexico 18'.

BRADLEY BACK INTO AP POLL

- The Bradley Braves appeared in this weeks top-25 poll as the lone MVC team to garner a vote.
- This is the first time that BU has earned a vote in the AP Poll since the 2006-07 season.
- The last time BU was placed in the AP poll came in 1987-88 season when the Braves finished 11th.
- Bradley now owns 129 all-time selections in the AP poll.
- The last time the Braves were given an official rank by any poll came in 2006-07, finishing 24th in the Coaches Poll.

EARNING EVERYTHING

- Bradley is one of the nation's leader in 3P% defense according to the KenPom at 25%. They also rank top 40 in 2P% defense at 43%.

CHAMPIONSHIP LEVEL PLAY

- Since 1935 Bradley has had 10 players make multiple regular season all-tourney teams.
- Malevy Leons is currently the only Brave with that honor as he joined Elijah Childs, David Thirdkill, Voise Winters, and Hersey Hawkins who have also made three regular season all-tourney teams.

CHAMPIONS OF SOCAL

- The Braves return to Peoria after going to 2-0 in Southern California against Tulane and UTEP awarding them the title of 2023 SoCal Surf Division Champions.
- The Braves also played Tarleton State in the on-campus portion of the SoCal Challenge and they went on to win the Sand Division.

SHOOT YOUR SHOT

- Christian Davis has been a massive development for the Braves this season.
- Davis is currently 14th in the NCAA in True shooting percentage and 15th in the NCAA in effective shooting percentage.
- Davis also contributes six rebounds per game

POUNDING THE PAINT

- Much was made about the Braves losing Rien Mast and Ja'Shon Henry down low but despite thier departure the Braves have scored down low in bunches.
- In five of the seven games the Braves have scored atleast 30 points in the paint with the Tarleton St and Vermont being the two games with 28pts and 24 pts.

HOT STREAKS

- The Braves have won 16 of their last 18 regular season games dating back to last season.

All-Time NBA Draft Picks

| Year | Player | Team | Rd (Pick) |
|------|-------------------|--------------|-----------|
| 1950 | Paul Unruh | Indianapolis | 2 (17) |
| 1951 | Gene Melchiorre | Baltimore | 1 (1) |
| | Billy Mann | Baltimore | 3 (20) |
| | Elmer Behnke | Rochester | 4 (37) |
| | Aaron Preece | Tri-Cities | 8 (72) |
| 1954 | Bob Carney | Milwaukee | 6 (47) |
| | Dick Estergard | Boston | 7 (59) |
| 1955 | Harvey Babetch | St. Louis | 6 (41) |
| 1958 | Barney Cable | Detroit | 2 (11) |
| | Shellie McMillon | Detroit | 6 (42) |
| 1959 | Bobby Joe Mason | Minneapolis | 5 (34) |
| | Joe Billy McDade | Cincinnati | 9 (60) |
| 1960 | Bobby Joe Mason | Cincinnati | 6 (41) |
| 1962 | Chet Walker | Syracuse | 2 (12) |
| 1963 | Mack Herndon | Cincinnati | 5 (40) |
| 1964 | Joe Strawder | Boston | 4 (36) |
| | Levern Tart | Boston | 6 (52) |
| 1966 | Eddie Jackson | St. Louis | 16 (108) |
| 1967 | Joe Allen | LA Lakers | 5 (47) |
| 1968 | Joe Allen | Baltimore | 15 (184) |
| 1969 | Steve Kuberski | Boston | 4 (52) |
| | L.C. Bowen | Cincinnati | 7 (93) |
| | Al Smith | Chicago | 10 (132) |
| 1971 | Gene Gathers | LA Lakers | 7 (115) |
| | Al Smith | Chicago | 11 (179) |
| 1972 | Sam Simmons | LA Lakers | 6 (97) |
| 1974 | Seymour Reed | LA Lakers | 5 (84) |
| 1976 | Mike Davis | Kansas City | 8 (125) |
| 1978 | Roger Phegley | Washington | 1 (14) |
| | Bobby Humbles | Golden State | 9 (179) |
| 1981 | Hasan Houston | Houston | 5 (105) |
| 1982 | David Thirdkill | Phoenix | 1 (15) |
| | Mitchell Anderson | Philadelphia | 2 (36) |
| | Donald Reese | Indiana | 8 (169) |
| 1983 | Barney Mines | New Jersey | 4 (87) |
| 1985 | Voise Winters | Philadelphia | 2 (44) |
| 1986 | Mike Williams | Golden State | 3 (50) |
| | Jim Les | Atlanta | 3 (70) |
| 1988 | Hersey Hawkins | LA Clippers | 1 (6) |
| 1997 | Anthony Parker | New Jersey | 1 (21) |
| 2006 | Patrick O'Bryant | Golden State | 1 (9) |

Bradley Coach Rankings

Total Games

| | | |
|----|------------|---------------------|
| 1. | 503 | A.J. Robertson |
| 2. | 344 | Joe Stowell |
| 3. | 326 | Jim Molinari |
| 4. | 294 | Jim Les |
| 5. | 263 | Brian Wardle |

Missouri Valley Conference Games

| | | |
|----|------------|---------------------|
| 1. | 198 | Jim Molinari |
| 2. | 184 | Joe Stowell |
| 3. | 162 | Jim Les |
| 4. | 147 | Brian Wardle |
| 5. | 130 | Dick Versace |

Total Victories

| | | |
|----|-----|----------------|
| 1. | 316 | A.J. Robertson |
| 2. | 197 | Joe Stowell |
| 3. | 194 | Chuck Orsborn |
| 4. | 174 | Jim Molinari |
| 5. | 156 | Dick Versace |

Missouri Valley Conference Wins

| | | |
|----|-----|---------------|
| 1. | 110 | Jim Molinari |
| 2. | 91 | Joe Stowell |
| 3. | 86 | Chuck Orsborn |
| 4. | 81 | Dick Versace |
| 5. | 74 | Jim Les |

Overall Winning Percentage

| | | |
|----|------|-----------------|
| 1. | 77.6 | Chuck Orsborn |
| 2. | 71.7 | Forddy Anderson |
| 3. | 63.9 | Dick Versace |
| 4. | 62.8 | A.J. Robertson |
| 5. | 58.2 | Fred Brown |

MVC Winning Percentage

| | | |
|----|------|-----------------|
| 1. | 77.8 | Forddy Anderson |
| 2. | 72.9 | Chuck Orsborn |
| 3. | 62.3 | Dick Versace |
| 4. | 56.9 | Stan Albeck |
| 5. | 55.6 | Jim Molinari |

MVC Tournament Wins

| | | |
|----|-----------|---------------------|
| 1. | 11 | Jim Molinari |
| 2. | 10 | Brian Wardle |
| | 8 | Dick Versace |
| 4. | 6 | Jim Les |
| 5. | 3 | Stan Albeck |

MVCT Winning Percentage

| | | |
|----|-------------|---------------------|
| 1. | 61.5 | Brian Wardle |
| 2 | 57.1 | Dick Versace |
| 3. | 52.4 | Jim Molinari |
| 4. | 50.0 | Stan Albeck |
| 5. | 40.0 | Jim Les |

CHASING 1,000 CAREER POINTS

- Bradley currently has three players on pace for 1,000 career points.

5th - Malevy Leons, 803 points

SR - Duke Deen, 660 points (2 years left)

JR - Connor Hickman, 593 points (2 years left)

- Last season Bradley added two members to the 1,000 point club with Ja'Shon Henry and Rienk Mast both collecting the honor, they became the 51st and 52nd players in the 121-year history of Bradley MBB to collect 1,000 points.

2018-23, Ja'Shon Henry 1,054 points (T-46th)

2020-23, Rienk Mast 1,001 points (52nd)

KABOOM!

- Bradley's mascot since 2014 is a gargoyle named **Kaboom!**
- Kaboom! is modeled after The Thinker, one of four gargoyles that sit atop the Hayden-Clark Alumni Center on campus.
- The mascot received its name from Bradley Hall of Fame radio announcer, **Dave Snell**. Since 1979, Snell calls out "Kaboom!" after each Bradley slam dunk.

VOICE OF THE BRAVES

- Dave Snell** is in his 45th season (7th-longest streak in the NCAA) as the radio Voice of the Braves and has worked on 1,378 BU game broadcasts, all in succession, on 1470 WMBD since taking over play-by-play duties for the 1979-80 season.

| Longest NCAA Play-by-Play | School | Years |
|---------------------------|----------------|-----------|
| 1. Ray Goss | Duquesne | 56 |
| 2. Bill Hillgrove | Pittsburgh | 55 |
| 3. Don Fischer | Indiana | 51 |
| 4. Rich Chvotkin | Georgetown | 50 |
| Gene Deckerhoff | Florida State | 50 |
| 6. John Cox | Southern Miss | 46 |
| 7. Dave Snell | Bradley | 45 |
| Johnny Holliday | Maryland | 45 |



**2023-24 Bradley Men's Basketball
Season Box Score
All games**

Game Records

| Record | Overall | Home | Away | Neutral |
|----------------|---------|------|------|---------|
| ALL GAMES | 6-2 | 3-1 | 1-1 | 2-0 |
| CONFERENCE | 0-2 | 0-1 | 0-1 | 0-0 |
| NON-CONFERENCE | 6-0 | 3-0 | 1-0 | 2-0 |

Team Box Score

| No. | Player | Total | | | 3-Point | | | F-Throw | | Rebounds | | | | Other Stats | | | | | | | | |
|------------------|------------------|----------|-------------|------|----------------|-------------|---------------|-------------|----------------|-------------|-----------|------------|------------|-------------|------------|----------|------------|------------|-----------|-----------|------------|-------------|
| | | GP-GS | MIN | AVG | FG-FGA | FG% | 3FG-3FGA | 3FG% | FT-FTA | FT% | OFF | DEF | TOT | AVG | PF | DQ | A | TO | BLK | STL | PTS | AVG |
| 14 | LEONS, Malevy | 8-8 | 292:31 | 36.6 | 39-86 | .453 | 6-23 | .261 | 41-56 | .732 | 17 | 41 | 58 | 7.3 | 25 | 1 | 11 | 14 | 7 | 17 | 125 | 15.6 |
| 10 | HICKMAN, Connor | 8-8 | 271:25 | 33.9 | 39-86 | .453 | 18-46 | .391 | 12-20 | .600 | 4 | 19 | 23 | 2.9 | 11 | 0 | 26 | 17 | 0 | 10 | 108 | 13.5 |
| 35 | HANNAH, Darius | 8-8 | 225:38 | 28.2 | 46-70 | .657 | 0-3 | .000 | 8-16 | .500 | 17 | 42 | 59 | 7.4 | 18 | 0 | 18 | 16 | 10 | 13 | 100 | 12.5 |
| 21 | DEEN, Duke | 8-8 | 257:51 | 32.2 | 22-75 | .293 | 11-48 | .229 | 20-23 | .870 | 3 | 19 | 22 | 2.8 | 10 | 0 | 26 | 14 | 0 | 6 | 75 | 9.4 |
| 5 | DAVIS, Christian | 8-6 | 218:37 | 27.3 | 22-41 | .537 | 13-26 | .500 | 15-20 | .750 | 5 | 36 | 41 | 5.1 | 18 | 0 | 4 | 7 | 3 | 9 | 72 | 9.0 |
| 0 | BURCH, Demarion | 7-0 | 101:53 | 14.6 | 13-34 | .382 | 3-8 | .375 | 7-11 | .636 | 4 | 12 | 16 | 2.3 | 11 | 0 | 9 | 10 | 0 | 1 | 36 | 5.1 |
| 1 | ATLASON, Almar | 8-0 | 128:40 | 16.1 | 14-29 | .483 | 13-25 | .520 | 0-2 | .000 | 0 | 9 | 9 | 1.1 | 23 | 1 | 3 | 5 | 2 | 0 | 41 | 5.1 |
| 4 | JONOVIC, Ahmet | 8-2 | 97:23 | 12.2 | 17-32 | .531 | 0-0 | .000 | 3-3 | 1.000 | 7 | 12 | 19 | 2.4 | 17 | 0 | 4 | 7 | 6 | 0 | 37 | 4.6 |
| 2 | ELLIS, Emarion | 7-0 | 49:09 | 7.0 | 3-12 | .250 | 1-5 | .200 | 1-2 | .500 | 3 | 7 | 10 | 1.4 | 7 | 0 | 5 | 5 | 0 | 1 | 8 | 1.1 |
| 34 | LINKE, Connor | 1-0 | 01:10 | 1.2 | 0-0 | .000 | 0-0 | .000 | 0-0 | .000 | 0 | 0 | 0 | 0.0 | 0 | 0 | 0 | 0 | 0 | 0 | 0 | 0.0 |
| 25 | BILIEW, Goanar | 1-0 | 01:10 | 1.2 | 0-0 | .000 | 0-0 | .000 | 0-0 | .000 | 0 | 0 | 0 | 0.0 | 0 | 0 | 0 | 0 | 0 | 0 | 0 | 0.0 |
| 24 | THOMAS, Kyle | 1-0 | 02:47 | 2.8 | 0-1 | .000 | 0-0 | .000 | 0-0 | .000 | 0 | 0 | 0 | 0.0 | 0 | 0 | 0 | 0 | 0 | 0 | 0 | 0.0 |
| 13 | HENNESSY, Sam | 1-0 | 00:35 | 0.6 | 0-1 | .000 | 0-1 | .000 | 0-0 | .000 | 0 | 0 | 0 | 0.0 | 1 | 0 | 0 | 0 | 0 | 0 | 0 | 0.0 |
| 12 | HARDTKE, Cade | 1-0 | 01:10 | 1.2 | 0-0 | .000 | 0-0 | .000 | 0-0 | .000 | 0 | 0 | 0 | 0.0 | 0 | 0 | 0 | 0 | 0 | 0 | 0 | 0.0 |
| Team | | | | | | | | | | | 14 | 11 | 25 | | | | | 6 | | | | |
| Total | | 8 | 1650 | | 215-467 | .460 | 65-185 | .351 | 107-153 | .699 | 74 | 208 | 282 | 35.3 | 141 | 2 | 106 | 101 | 28 | 57 | 602 | 75.3 |
| Opponents | | 8 | 1650 | | 198-481 | .412 | 51-175 | .291 | 123-172 | .715 | 97 | 200 | 297 | 37.1 | 138 | 0 | 95 | 98 | 17 | 62 | 570 | 71.3 |

Score by Periods

| Team | 1st | 2nd | OT | TOT |
|-----------|-----|-----|----|-----|
| Bradley | 288 | 295 | 19 | 602 |
| Opponents | 269 | 290 | 11 | 570 |





**2023-24 Bradley Men's Basketball
Overall Team Statistics
All games**

Team Statistics

| | BRAD | OPP |
|------------------------|----------------|----------------|
| Scoring | 602 | 570 |
| Points per game | 75.3 | 71.3 |
| Scoring margin | +4.0 | - |
| Field goals-att | 215-467 | 198-481 |
| Field goal pct | .460 | .412 |
| 3 point fg-att | 65-185 | 51-175 |
| 3-point FG pct | .351 | .291 |
| 3-pt FG made per game | 8.1 | 6.4 |
| Free throws-att | 107-153 | 123-172 |
| Free throw pct | .699 | .715 |
| F-Throws made per game | 13.4 | 15.4 |
| Rebounds | 282 | 297 |
| Rebounds per game | 35.3 | 37.1 |
| Rebounding margin | -1.9 | - |
| Assists | 106 | 95 |
| Assists per game | 13.3 | 11.9 |
| Turnovers | 101 | 98 |
| Turnovers per game | 12.6 | 12.3 |
| Turnover margin | -0.4 | - |
| Assist/turnover ratio | 1.0 | 1.0 |
| Steals | 57 | 62 |
| Steals per game | 7.1 | 7.8 |
| Blocks | 28 | 17 |
| Blocks per game | 3.5 | 2.1 |
| Winning streak | 0 | - |
| Home win streak | 0 | - |
| Attendance | 20584 | 8843 |
| Home games-Avg/Game | 4-5146 | 2-4422 |
| Neutral site-Avg/Game | - | 2-499 |

Score by Periods

| Team | 1st | 2nd | OT | TOT |
|-------------|------------|------------|-----------|------------|
| Bradley | 288 | 295 | 19 | 602 |
| Opponents | 269 | 290 | 11 | 570 |



2023-24 Bradley Men's Basketball
Category Leaders
All games

Points

| ## | Player | G | Pts | Pts/G |
|----|------------------|---|-----|-------|
| 14 | Leons, Malevy | 8 | 125 | 15.6 |
| 10 | Hickman, Connor | 8 | 108 | 13.5 |
| 35 | Hannah, Darius | 8 | 100 | 12.5 |
| 21 | Deen, Duke | 8 | 75 | 9.4 |
| 5 | Davis, Christian | 8 | 72 | 9.0 |
| 1 | Atlason, Almar | 8 | 41 | 5.1 |
| 4 | Jonovic, Ahmet | 8 | 37 | 4.6 |
| 0 | Burch, Demarion | 7 | 36 | 5.1 |
| 2 | Ellis, Emarion | 7 | 8 | 1.1 |

Scoring Average

| ## | Player | G | Pts | Pts/G |
|----|------------------|---|-----|-------|
| 14 | Leons, Malevy | 8 | 125 | 15.6 |
| 10 | Hickman, Connor | 8 | 108 | 13.5 |
| 35 | Hannah, Darius | 8 | 100 | 12.5 |
| 21 | Deen, Duke | 8 | 75 | 9.4 |
| 5 | Davis, Christian | 8 | 72 | 9.0 |
| 0 | Burch, Demarion | 7 | 36 | 5.1 |
| 1 | Atlason, Almar | 8 | 41 | 5.1 |
| 4 | Jonovic, Ahmet | 8 | 37 | 4.6 |
| 2 | Ellis, Emarion | 7 | 8 | 1.1 |

Field Goal Percentage

| ## | Player | FG | Att | Pct |
|----|------------------|----|-----|------|
| 35 | Hannah, Darius | 46 | 70 | .657 |
| 5 | Davis, Christian | 22 | 41 | .537 |
| 4 | Jonovic, Ahmet | 17 | 32 | .531 |
| 1 | Atlason, Almar | 14 | 29 | .483 |
| 14 | Leons, Malevy | 39 | 86 | .453 |
| 10 | Hickman, Connor | 39 | 86 | .453 |
| 0 | Burch, Demarion | 13 | 34 | .382 |
| 21 | Deen, Duke | 22 | 75 | .293 |
| 2 | Ellis, Emarion | 3 | 12 | .250 |

Field Goal Attempts

| ## | Player | G | Att | Att/G |
|----|------------------|---|-----|-------|
| 14 | Leons, Malevy | 8 | 86 | 10.8 |
| 10 | Hickman, Connor | 8 | 86 | 10.8 |
| 21 | Deen, Duke | 8 | 75 | 9.4 |
| 35 | Hannah, Darius | 8 | 70 | 8.8 |
| 5 | Davis, Christian | 8 | 41 | 5.1 |

Field Goals Made

| ## | Player | G | Made | Made/G |
|----|------------------|---|------|--------|
| 35 | Hannah, Darius | 8 | 46 | 5.8 |
| 14 | Leons, Malevy | 8 | 39 | 4.9 |
| 10 | Hickman, Connor | 8 | 39 | 4.9 |
| 21 | Deen, Duke | 8 | 22 | 2.8 |
| 5 | Davis, Christian | 8 | 22 | 2.8 |

3-Point FG Percentage

| ## | Player | 3FG | Att | Pct |
|----|------------------|-----|-----|------|
| 1 | Atlason, Almar | 13 | 25 | .520 |
| 5 | Davis, Christian | 13 | 26 | .500 |
| 10 | Hickman, Connor | 18 | 46 | .391 |
| 0 | Burch, Demarion | 3 | 8 | .375 |
| 14 | Leons, Malevy | 6 | 23 | .261 |
| 21 | Deen, Duke | 11 | 48 | .229 |
| 2 | Ellis, Emarion | 1 | 5 | .200 |

3-Point FG Attempts

| ## | Player | G | Att | Att/G |
|----|------------------|---|-----|-------|
| 21 | Deen, Duke | 8 | 48 | 6.0 |
| 10 | Hickman, Connor | 8 | 46 | 5.8 |
| 5 | Davis, Christian | 8 | 26 | 3.3 |
| 1 | Atlason, Almar | 8 | 25 | 3.1 |
| 14 | Leons, Malevy | 8 | 23 | 2.9 |

3-Point FG Made

| ## | Player | G | Made | Made/G |
|----|------------------|---|------|--------|
| 10 | Hickman, Connor | 8 | 18 | 2.3 |
| 5 | Davis, Christian | 8 | 13 | 1.6 |
| 1 | Atlason, Almar | 8 | 13 | 1.6 |
| 21 | Deen, Duke | 8 | 11 | 1.4 |
| 14 | Leons, Malevy | 8 | 6 | 0.8 |



2023-24 Bradley Men's Basketball
Category Leaders
All games

Page 2/3
as of Dec 04, 2023

Free Throw Percentage

| ## | Player | Made | Att | Pct |
|----|------------------|------|-----|-------|
| 4 | Jonovic, Ahmet | 3 | 3 | 1.000 |
| 21 | Deen, Duke | 20 | 23 | .870 |
| 5 | Davis, Christian | 15 | 20 | .750 |
| 14 | Leons, Malevy | 41 | 56 | .732 |
| 0 | Burch, Demarion | 7 | 11 | .636 |
| 10 | Hickman, Connor | 12 | 20 | .600 |
| 35 | Hannah, Darius | 8 | 16 | .500 |
| 2 | Ellis, Emarion | 1 | 2 | .500 |

Free Throw Attempts

| ## | Player | G | Att | Att/G |
|----|------------------|---|-----|-------|
| 14 | Leons, Malevy | 8 | 56 | 7.0 |
| 21 | Deen, Duke | 8 | 23 | 2.9 |
| 10 | Hickman, Connor | 8 | 20 | 2.5 |
| 5 | Davis, Christian | 8 | 20 | 2.5 |
| 35 | Hannah, Darius | 8 | 16 | 2.0 |

Free Throws Made

| ## | Player | G | Made | Made/G |
|----|------------------|---|------|--------|
| 14 | Leons, Malevy | 8 | 41 | 5.1 |
| 21 | Deen, Duke | 8 | 20 | 2.5 |
| 5 | Davis, Christian | 8 | 15 | 1.9 |
| 10 | Hickman, Connor | 8 | 12 | 1.5 |
| 35 | Hannah, Darius | 8 | 8 | 1.0 |

Rebounds

| ## | Player | G | Reb | Reb/G |
|----|------------------|---|-----|-------|
| 35 | Hannah, Darius | 8 | 59 | 7.4 |
| 14 | Leons, Malevy | 8 | 58 | 7.3 |
| 5 | Davis, Christian | 8 | 41 | 5.1 |
| 10 | Hickman, Connor | 8 | 23 | 2.9 |
| 21 | Deen, Duke | 8 | 22 | 2.8 |

Assists

| ## | Player | G | Ast | Ast/G |
|----|-----------------|---|-----|-------|
| 10 | Hickman, Connor | 8 | 26 | 3.3 |
| 21 | Deen, Duke | 8 | 26 | 3.3 |
| 35 | Hannah, Darius | 8 | 18 | 2.3 |
| 14 | Leons, Malevy | 8 | 11 | 1.4 |
| 0 | Burch, Demarion | 7 | 9 | 1.3 |

Rebounds Average

| ## | Player | G | Reb | Reb/G |
|----|------------------|---|-----|-------|
| 35 | Hannah, Darius | 8 | 59 | 7.4 |
| 14 | Leons, Malevy | 8 | 58 | 7.3 |
| 5 | Davis, Christian | 8 | 41 | 5.1 |
| 10 | Hickman, Connor | 8 | 23 | 2.9 |
| 21 | Deen, Duke | 8 | 22 | 2.8 |

Steals

| ## | Player | G | Stl | Stl/G |
|----|------------------|---|-----|-------|
| 14 | Leons, Malevy | 8 | 17 | 2.1 |
| 35 | Hannah, Darius | 8 | 13 | 1.6 |
| 10 | Hickman, Connor | 8 | 10 | 1.3 |
| 5 | Davis, Christian | 8 | 9 | 1.1 |
| 21 | Deen, Duke | 8 | 6 | 0.8 |

Offensive Rebounds

| ## | Player | G | OReb | OReb/G |
|----|------------------|---|------|--------|
| 14 | Leons, Malevy | 8 | 17 | 2.1 |
| 35 | Hannah, Darius | 8 | 17 | 2.1 |
| 4 | Jonovic, Ahmet | 8 | 7 | 0.9 |
| 5 | Davis, Christian | 8 | 5 | 0.6 |
| 10 | Hickman, Connor | 8 | 4 | 0.5 |

Blocked Shots

| ## | Player | G | Blk | Blk/G |
|----|------------------|---|-----|-------|
| 35 | Hannah, Darius | 8 | 10 | 1.3 |
| 14 | Leons, Malevy | 8 | 7 | 0.9 |
| 4 | Jonovic, Ahmet | 8 | 6 | 0.8 |
| 5 | Davis, Christian | 8 | 3 | 0.4 |
| 1 | Atlason, Almar | 8 | 2 | 0.3 |

Defensive Rebounds

| ## | Player | G | DReb | DReb/G |
|----|------------------|---|------|--------|
| 35 | Hannah, Darius | 8 | 42 | 5.3 |
| 14 | Leons, Malevy | 8 | 41 | 5.1 |
| 5 | Davis, Christian | 8 | 36 | 4.5 |
| 10 | Hickman, Connor | 8 | 19 | 2.4 |
| 21 | Deen, Duke | 8 | 19 | 2.4 |

Minutes

| ## | Player | G | Min | Min/G |
|----|------------------|---|-----|-------|
| 14 | Leons, Malevy | 8 | 293 | 36:34 |
| 10 | Hickman, Connor | 8 | 271 | 33:56 |
| 21 | Deen, Duke | 8 | 258 | 32:14 |
| 35 | Hannah, Darius | 8 | 226 | 28:12 |
| 5 | Davis, Christian | 8 | 219 | 27:20 |



2023-24 STATISTIC RANKINGS

| Team | Stat | MVC | NCAA |
|------------------------|-------------|------------|--------------|
| Scoring Offense | | | |
| | 72.1 | 4th | 167th |
| Field Goal Pct. | 48.5 | 3rd | 87th |
| 3-Point FG Per Game | 10.7 | 3rd | 29th |
| 3-Point Pct. | 39.0 | 3rd | 56th |
| Free Throw Pct. | 59.6 | 9th | 317th |
| Offensive Rebounds | 6.1 | 3rd | 340th |
| Assists | 16.7 | 5th | 70th |
| Turnovers Per Game | 14.3 | 4th | 259th |
| Scoring Defense | | | |
| | 66.7 | 2nd | 139th |
| Field Goal Pct. Def. | 35.0 | 1st | 29th |
| 3-Point Pct. Def. | 21.9 | 3rd | 21th |
| Defensive Rebounds | 31.7 | 5th | 40th |
| Blocks | 5.0 | 3rd | 55th |
| Steals | 6.7 | 2nd | 204th |
| Turnovers Forced | 11.3 | 2nd | 273rd |
| Scoring Margin | +10.0 | 2nd | 145th |
| Rebounds Per Game | 38.0 | 2nd | 184th |
| Rebound Margin | -3.0 | 2nd | 282nd |
| Assist-Turnover Ratio | 1.16 | 4th | 167th |
| Turnover Margin | -3.0 | 2nd | 287th |
| Personal Fouls | 17.7 | -- | 177th |

MISSOURI VALLEY CONFERENCE STANDINGS: AS OF 12/5/23

| School | MVC | | | Overall | | | Home | Away | Neutral | GB |
|----------------|-----|---|-------|---------|---|------|------|------|---------|----|
| | W | L | Pct. | W | L | Pct. | | | | |
| Drake | 2 | 0 | 1.000 | 7 | 1 | .875 | 4-0 | 1-0 | 2-1 | - |
| Indiana State | 2 | 0 | 1.000 | 7 | 1 | .875 | 3-0 | 1-1 | 3-0 | - |
| Belmont | 2 | 0 | 1.000 | 6 | 3 | .667 | 3-0 | 2-2 | 1-1 | - |
| Illinois State | 2 | 0 | 1.000 | 5 | 3 | .625 | 3-0 | 1-1 | 1-2 | - |
| Evansville | 1 | 1 | .500 | 7 | 1 | .875 | 4-0 | 2-1 | 1-0 | - |
| Missouri State | 1 | 1 | .500 | 6 | 2 | .750 | 4-0 | 0-2 | 2-0 | - |
| Murray State | 1 | 1 | .500 | 3 | 4 | .429 | 3-1 | 0-1 | 0-2 | - |
| Bradley | 0 | 2 | .000 | 6 | 2 | .750 | 3-1 | 1-1 | 2-0 | - |
| Southern IL | 0 | 1 | .000 | 5 | 2 | .714 | 4-0 | 0-1 | 1-1 | - |
| UIC | 0 | 1 | .000 | 5 | 3 | .625 | 2-1 | 2-1 | 1-1 | - |
| Valparaiso | 0 | 2 | .000 | 4 | 4 | .500 | 4-2 | 0-2 | 0-0 | - |
| UNI | 0 | 2 | .000 | 2 | 6 | .250 | 1-1 | 0-3 | 1-2 | - |

REGULAR SEASON SPECIALTY STATS

| Opp. | Paint | Off TO | 2nd Ch | Fast Br | Bench |
|--------------|-------|--------|--------|---------|-------|
| UAB | 30 | 19 | 10 | 22 | 10 |
| Utah St | 34 | 6 | 5 | 8 | 18 |
| Tarleton St | 28 | 25 | 10 | 17 | 31 |
| Tulane | 34 | 16 | 7 | 18 | 13 |
| UTEP | 38 | 15 | 9 | 12 | 15 |
| Vermont | 24 | 11 | 13 | 10 | 21 |
| Murray St | 42 | 12 | 14 | 6 | 15 |
| Indiana St | 38 | 22 | 10 | 14 | 10 |
| Akron | | | | | |
| Cleveland St | | | | | |
| Duquesne | | | | | |
| SIUE | | | | | |
| Truman St | | | | | |
| Valparaiso | | | | | |
| Missouri St | | | | | |
| Evansville | | | | | |
| UIC | | | | | |
| Southern IL | | | | | |
| Belmont | | | | | |
| Murray St | | | | | |
| Indiana St | | | | | |
| UNI | | | | | |
| Illinois St | | | | | |
| Evansville | | | | | |
| Drake | | | | | |
| UIC | | | | | |
| UNI | | | | | |
| Missouri St | | | | | |
| Illinois St | | | | | |
| SIU | | | | | |
| Drake | | | | | |
| Avg | -- | -- | -- | -- | -- |

BRADLEY RECORD WHEN...

| | 2023-24 | Wardle Era | Streak |
|----------------------------|---------|------------|--------|
| Overall | 6-2 | 141-128 | L2 |
| Home | 3-1 | 81-38 | W8 |
| Road | 1-1 | 29-67 | L1 |
| Neutral | 2-0 | 21-19 | W2 |
| MVC Games | 0-2 | 58-72 | L2 |
| Home | 0-1 | 44-26 | L1 |
| Road | 0-1 | 24-51 | L1 |
| Non-Conference | 5-0 | 56-45 | W3 |
| Home | 3-0 | 37-11 | W12 |
| Road | 1-0 | 7-20 | W2 |
| Neutral | 2-0 | 19-18 | W3 |
| November | 6-1 | 37-24 | L1 |
| December | 0-1 | 27-24 | L1 |
| January | 0-0 | 31-33 | W3 |
| February | 0-0 | 34-30 | W10 |
| March | 0-0 | 10-7 | L1 |
| Monday | 2-0 | 7-7 | W5 |
| Tuesday | 1-0 | 16-15 | W2 |
| Wednesday | 1-1 | 43-28 | L1 |
| Thursday | 0-0 | 5-8 | W1 |
| Friday | 0-0 | 10-8 | W1 |
| Saturday | 2-1 | 49-42 | L1 |
| Sunday | 0-0 | 4-16 | L1 |
| Leading at Halftime | 5-0 | 108-25 | W17 |
| Trailing at Halftime | 1-2 | 32-95 | L2 |
| Tied at Halftime | 0-0 | 3-5 | L1 |
| Leading w/ 5:00 Left | 4-0 | 119-10 | W13 |
| Trailing/Tied w/ 5:00 Left | 2-1 | 23-114 | L1 |
| Overtime | 2-0 | 6-3 | W3 |
| Scoring 100+ Points | 0-0 | 1-0 | W1 |
| Scoring 90-99 | 0-0 | 9-1 | W6 |
| Scoring 80-89 | 2-0 | 12-3 | W9 |
| Scoring 70-79 | 3-1 | 56-18 | L1 |
| Scoring 60-69 | 1-0 | 37-45 | W3 |
| Scoring 59 or less | 0-0 | 8-57 | L1 |
| Opponent scores 100+ | 0-0 | 0-1 | L4 |
| Opp. Scores 90-99 | 0-0 | 0-7 | L20 |
| Opp. Scores 80-89 | 0-0 | 1-25 | L20 |
| Opp. Scores 70-79 | 3-1 | 24-42 | L1 |
| Opp. Scores 60-69 | 2-0 | 51-41 | W9 |
| Opp. Scores 59 or less | 1-0 | 65-8 | W11 |
| Bradley FG% ≥ 50.0 | 0-0 | 7-1 | W41 |
| Opp. FG% ≥ 50.0 | 0-0 | 4-35 | L11 |
| Bradley FG% < 40.0 | 1-0 | 15-58 | W2 |
| Opp. FG% < 40.0 | 3-0 | 83-26 | W8 |
| BU Outshoots Opp. | 4-0 | 111-25 | W30 |
| Opp. Outshoots BU | 0-1 | 14-95 | L1 |
| Attempts More FTs | 3-0 | 96-34 | W10 |
| Attempts Fewer FTs | 3-1 | 37-83 | L1 |
| FTs Even | 0-0 | 4-5 | W1 |
| Outrebounds Opponent | 3-0 | 107-43 | W10 |
| Outrebounded | 3-0 | 27-11 | W3 |
| Rebounds Equal | 0-1 | 3-4 | L1 |
| Commits Fewer Turnovers | 3-0 | 67-32 | W11 |
| Commits More Turnovers | 3-1 | 55-78 | L1 |
| Turnovers Even | 0-0 | 10-10 | L2 |
| Commits Fewer Fouls | 3-0 | 88-38 | W10 |
| Commits More Fouls | 3-1 | 38-80 | L1 |
| Fouls Even | 0-0 | 12-7 | L1 |
| American | 2-0 | 3-1 | W2 |
| American East | 1-0 | 1-1 | W1 |
| Atlantic Sun | 0-0 | 0-0 | W2 |
| Conference USA | 1-0 | 3-1 | W1 |
| WAC | 1-0 | 0-0 | W2 |
| MAC | 0-0 | 5-3 | W1 |
| Mountain West | 1-0 | 1-6 | W1 |
| OVC | 0-0 | 9-1 | W3 |
| Horizon League | 0-0 | 0-0 | |
| Atlantic 10 | 0-0 | 0-0 | |

LAST TIME THAT...

TEAM

| | |
|--|---|
| Bradley Scored 100 Points | 105, vs. Judson, 12/1/20 |
| An Opponent Scored 100 Points | 100, at Wichita State, 1/1/17 |
| Bradley Scored 50 Points in a Half | 52, vs. Murray State, 02/11/23 |
| An Opponent Scored 50 Points in a Half | 53, vs. Illinois State, 2/18/21 |
| Bradley Scored 60 Points in a Half | 61, vs. Rutgers (1st), 11/24/06 |
| Bradley Scored Fewer Than 50 Points | 37, at Missouri State, 1/26/19 |
| An Opponent Scored Fewer Than 50 Points | 41, at Evansville, 2/5/22 |
| Bradley Scored Fewer Than 40 Points | 37, at Missouri State, 1/26/19 |
| An Opponent Scored Fewer Than 40 Points | 39, vs. Maine, 11/27/21 |
| Bradley Scored Fewer Than 20 in a Half | 12, at Liberty, 11/23/22 |
| An Opponent Scored Fewer Than 20 in a Half | 116, 2H vs. Evansville, 01/11/23) |
| Bradley Scored Fewer Than 10 in a Half | 9, vs. UNI (1st), 12/29/07 |
| An Opponent Scored Fewer Than 10 in a Half | 6, at Indiana State (2nd), 2/17/93 |
| Bradley Shot At Least 60% From The Field | 61.5% (32-52), vs. Tarleton State, 11/14/23 |
| An Opp. Shot At Least 60% From The Field | 60.3% (41-68), Evansville, 2/1/12 |
| Bradley Shot Less Than 30% | 26.8% (22-82), at Memphis, 12/3/19 |
| An Opponent Shot Less Than 30% | 21.4% (12-56), Merrimack, 11/26/22 |
| Bradley Shot .700 FG% in a Half | 80.0% (20-25), vs Murray State (2nd), 02/11/23 |
| An Opponent Shot .700 FG% in a Half | 70.4% (19-27), vs. Illinois State (2nd), 2/18/21 |
| Bradley Made 15 3-Point Baskets | 17, vs Tarleton State, 11/14/23 |
| An Opponent Made 15 3-Point Baskets | 15, Indiana State, 1/2/22 |
| Bradley Failed To Make A 3-Point Basket | 0-for-20 vs. Drake, 2/15/12 |
| An Opponent Failed To Make A 3-Point FG | 0-for-14, Southern Illinois, 1/3/15 |
| Bradley Attempted 30 3-Point Baskets | 31, vs Utah State, 11/11/23 |
| An Opponent Attempted 30 3-Point Baskets | 34, Northern Iowa, 2/2/22 |
| Bradley Made 30 Free Throws | 30, at Loyola, 2/21/09 |
| An Opponent Made 30 Free Throws | 31, Drake, 2/19/19 |
| An Opponent Did Not Make a Free Throw | 0-4, Illinois State, 2/1/06 / 0-3 in regulation, Drake (2OT), 2/28/09 |
| Bradley Attempted 50 Free Throws | 50 vs. Lamar, 1/4/90 |
| An Opponent Attempted 50 Free Throws | 52 at #12/10 Arizona, 11/16/15 |
| Bradley Attempted 40 Free Throws | 40 vs. UIC, 12/28/14 |
| An Opponent Attempted 40 Free Throws | 47, at Indiana State, 1/5/19 |
| Bradley Had 50 Rebounds | 50, vs. Merrimack, 11/26/22 |
| An Opponent Had 50 Rebounds | 51, vs. Wichita State, 3/3/17 |
| Bradley Had 20 Offensive Rebounds | 23, vs. Missouri S&T, 11/16/21 |
| An Opponent Had 20 Offensive Rebounds | 22, at UAB, 11/6/23 |
| Bradley Had At Least A +20 Rebound Margin | +27 (50-23) vs Stonehill, 12/19/22 |
| An Opp. Had At Least A +20 Rebound Margin | +21 (47-26) at San Diego State, 12/3/17 |
| Bradley Had 30 Assists | 30, vs. Florida A&M, 11/21/06 |
| Bradley Had 20 Assists | 22, vs Tarleton State, 11/14/23 |
| An Opponent Had 20 Assists | 21, at Missouri State, 2/13/21 |
| Bradley Blocked 10 Shots | 11, vs SEMO, 11/19/22 |
| An Opponent Blocked 10 Shots | 10, at Memphis, 12/3/19 |
| Bradley Had 15 Steals | 16 vs. Eureka, 12/18/14 |
| Bradley Had 20 Steals | 20 vs. Southeast Missouri State, 12/14/08 |
| An Opponent Had 15 Steals | 16, Arkansas, 12/17/22 |

INDIVIDUAL

| | |
|---|---|
| A Brave Scored 30 Points | 30, Rienk Mast, vs Northern Iowa, 3/4/23 |
| An Opponent Scored 30 Points | 33, Isaiah Mosley, Missouri State, 2/23/22 |
| A Brave Scored 40 Points | 44 by Hersey Hawkins vs. Auburn, 3/17/88 |
| An Opponent Scored 40 Points | 44 by Doug McDermott, #24 Creighton, 1/7/12 |
| A Brave Shot 100% From The Field (Min. 7 FGA) | 7-for-7 by Ja'Shon Henry vs. Parkside, 11/26/22 |
| An Opp. Shot 100% From The Field (Min. 7 FGA) | 8-for-8 by Greg Dilligard, Illinois State, 1/24/07 |
| A Brave Made Five 3-Point Field Goals | 6, Almar Atlason, vs Tarleton State, 11/14/23 |
| An Opponent Made Five 3-Point Field Goals | 5, Tucker DeVries, Drake, 01/14/23 |
| A Brave Grabbed 15 Rebounds | 17 by Rienk Mast, vs. UIC, 12/31/22 |
| An Opponent Grabbed 15 Rebounds | 16 by Tywhon Pickford, Northern Iowa, 1/4/20 |
| A Brave Grabbed 20 Rebounds | 21 by Josh Cunningham at Missouri State, 2/25/15 |
| A Brave Had 10 Assists | 10, Darrell Brown, vs. IUPUI, 11/9/19 |
| An Opponent Had 10 Assists | 12, Jordan Hall, Saint Joseph's, 12/18/21 |
| A Brave Blocked Five Shots | 7, Darius Hannah, vs. SEMO, 11/19/22 |
| An Opponent Blocked Five Shots | 5, Precious Achiuwa, Memphis, 12/3/19 |
| A Brave Had Five Steals | 5, Auston Barnes vs. Indiana State, 2/28/15 |
| An Opponent Had Five Steals | 5, Lu'cye Patterson, Missouri State, 2/23/22 |
| A Brave Had 15 Points and 15 Rebounds | 22 pts / 15 rebs by Elijah Childs, vs. IUPUI, 11/9/19 |
| An Opponent Had 15 Points and 15 Rebounds | 21 pts / 15 rebs by Trayvon Palmer, Chicago State, 12/10/16 |
| Back-to-Back Double-Doubles | Rienk Mast on 12/19/22 vs Stonehill & 12/22/26 vs Akron |
| Two Braves Each Had A Double-Double | Malevy Leons on 11/23/22 vs Liberty & 11/26/22 vs Merrimack |
| | Rienk Mast (23 pts / 11 rebs) & Malevy Leons (12 pts / 10 rebs) vs. Belmont, 1/21/23 |
| A Brave Had A Triple-Double | 12 points, 10 rebounds, 10 assists by Cal Criddle vs. Saint Louis, 2/28/70 |
| Two Braves Scored 25 Points Each | Daniel Ruffin (30) and Jeremy Crouch (29) at Creighton (2OT), 3/1/08 |
| Two Braves Combined for 50 Points | Dyricus Simms-Edwards (32) and Walt Lemon, Jr. (18) vs. UNI, 2/10/13 |
| Three Braves Scored 20 Points Each | Daniel Ruffin (30), Jeremy Crouch (29), Theron Wilson (24) at Creighton, 3/1/08 |
| Two Braves Scored 20 Points Each | Elijah Childs (27) and Terry Nolan Jr. (20) at Valparaiso, 1/23/21 |
| Three Braves Grabbed 10 Rebounds Each | Tyshon Pickett (12), Auston Barnes (10) and Chris Blake (10) vs. Central Michigan, 11/12/13 |
| At Least Six Braves Scored in Double-Figures | Connor Hickman (15), Rienk Mast (14), Ja'Shon Henry (12), Duke Deen (11), Malevy Leons (10) & Darius Hannah (10), vs. Evansville, 1/11/23 |
| No Braves Scored In Double-Figures | at Loyola, 2/1/20 |
| No Opponents Scored In Double-Figures | at Missouri State, 12/6/22 |
| A Brave Made a Buzzer-Beating Game-Winner | Jake Eastman (layup) at UIC, 2/23/13 |
| Opponent Made a Buzzer-Beating Game-Winner | Isiah Mosley (3-pointer), Missouri State, 1/5/22 |

Points

| No. | Name | Opponent | Date | Points |
|-----|--|-------------------------|----------|--------|
| 1. | Hersey Hawkins | at Detroit | 02/22/88 | 63 |
| 2. | Hersey Hawkins | vs. UC Irvine | 12/19/87 | 51 |
| 3. | Chet Walker | vs. UC Davis | 12/05/60 | 50 |
| 4. | Hersey Hawkins | at Charlotte | 01/06/88 | 49 |
| | Hersey Hawkins | at Southern Illinois | 02/29/88 | 49 |
| 6. | Chet Walker | vs. Tulsa | 01/07/61 | 46 |
| | Roger Phegley | vs. UNLV | 02/01/77 | 46 |
| 8. | Joe Allen | vs. Southern California | 12/09/66 | 45 |
| 9. | Three Times (last: Hersey Hawkins, vs. Auburn, 03/17/88) | | | 44 |

Field Goals Made

| No. | Name | Opponent | Date | FGM |
|-----|---|-------------------------|----------|-----|
| 1. | Hersey Hawkins | at Detroit | 02/22/88 | 21 |
| 2. | Chet Walker | vs. UC Davis | 12/05/60 | 20 |
| | Hersey Hawkins | at Charlotte | 01/06/88 | 20 |
| 4. | Joe Allen | vs. Southern California | 12/09/66 | 19 |
| 5. | Chet Walker | vs. Abilene Christian | 12/03/59 | 18 |
| | L.C. Bowen | vs. North Dakota State | 12/05/68 | 18 |
| 7. | Five Times (last: Hersey Hawkins, at Southern Illinois, 02/29/88) | | | 17 |

Field Goals Attempts

| No. | Name | Opponent | Date | FGA |
|-----|---|-----------------------|----------|-----|
| 1. | Hersey Hawkins | at Charlotte | 01/06/88 | 31 |
| 2. | Seymour Reed | vs. Western Illinois | 12/09/72 | 30 |
| | Mitchell Anderson | at Drake | 01/12/80 | 30 |
| 4. | Hersey Hawkins | vs. Southern Illinois | 01/21/88 | 29 |
| 5. | Eight Times (last: Curtis Stuckey, at Missouri, 12/16/89) | | | 28 |

Field Goal Percentage

| No. | Name | Opponent | Date | FGM-FGA | Pct. |
|-----|---|-------------------|----------|---------|-------|
| 1. | Joe Allen | vs. North Texas | 02/11/67 | 10-10 | 100.0 |
| | Scott Brooks | vs. Yale | 12/26/70 | 10-10 | 100.0 |
| | Greg Smith | vs. Wichita State | 01/31/74 | 10-10 | 100.0 |
| 4. | Cal Criddle | vs. Pepperdine | 12/30/69 | 8- 8 | 100.0 |
| | Kerry Burrell | vs. Drake | 02/13/97 | 8- 8 | 100.0 |
| | Danny Granger | vs. Hampton | 12/21/01 | 8- 8 | 100.0 |
| 7. | 12 Times (last: Ja'Shon Henry, vs. UW-Parkside, 11/07/22) | | | 7- 7 | 100.0 |

3-Point Field Goals

| No. | Name | Opponent | Date | 3PM |
|-----|---|-------------------|----------|-----|
| 1. | Anthony Manuel | at Loyola Chicago | 01/02/88 | 8 |
| | Aaron Zobrist | at Drake | 01/31/95 | 8 |
| | Anthony Parker | vs. Stanford | 03/14/96 | 8 |
| | Jerome Robinson | vs. Wichita State | 02/10/01 | 8 |
| | Danny Adams | vs. Florida A&M | 11/21/06 | 8 |
| 6. | 11 Times (last: Duke Deen, vs. Stonehill, 12/19/22) | | | 7 |

3-Point Attempts

| No. | Name | Opponent | Date | 3PA |
|-----|--|-------------------|----------|-----|
| 1. | Phillip Gilbert | vs. Evansville | 03/01/03 | 15 |
| 2. | Anthony Manuel | at Loyola Chicago | 01/02/88 | 14 |
| | Curtis Stuckey | vs. Missouri | 12/12/90 | 14 |
| | Phillip Gilbert | vs. Wichita State | 01/27/02 | 14 |
| | Jeremy Crouch | vs. Wichita State | 01/05/08 | 14 |
| 6. | Eight Times (last: Jeremy Crouch, vs. Southern Illinois, 02/26/08) | | | 13 |

3-Point Percentage

| No. | Name | Opponent | Date | 3PM-3PA | Pct. |
|-----|---|--------------------|----------|---------|-------|
| 1. | Eric Roberson | at Illinois State | 01/20/99 | 6-6 | 100.0 |
| 2. | Phillip Gilbert | at Butler | 12/10/02 | 5-5 | 100.0 |
| | J.J. Tauai | vs. Missouri State | 03/01/04 | 5-5 | 100.0 |
| | Taylor Brown | vs. Creighton | 01/07/12 | 5-5 | 100.0 |
| | Malevy Leons | vs. Merrimack | 11/26/22 | 5-5 | 100.0 |
| 5. | Anthony Manuel | vs. Tulsa | 01/26/87 | 4-4 | 100.0 |
| | Walt Lemon, Jr. | at Evansville | 01/23/13 | 4-4 | 100.0 |
| 7. | Aaron Zobrist | vs. Wichita State | 01/27/97 | 6-7 | 86.7 |
| 8. | Four Times (last: Daniel Ruffin, vs. Drake, 02/10/97) | | | 5-6 | 83.3 |

Free Throws Made

| No. | Name | Opponent | Date | FTM |
|-----|---|--------------------|----------|-----|
| 1. | Bob Carney | vs. Colorado | 03/12/54 | 23 |
| 2. | Phillip Gilbert | vs. Missouri State | 03/01/04 | 21 |
| 3. | Harvey Babetch | vs. Saint Louis | 02/23/55 | 18 |
| | Hersey Hawkins | at Detroit | 02/22/88 | 18 |
| | Sam Maniscalco | vs. Creighton | 03/05/10 | 18 |
| 6. | Roger Phegley | at Loyola Chicago | 12/22/77 | 17 |
| | Hersey Hawkins | vs. Indiana State | 03/05/88 | 17 |
| 8. | Six Times (last: James Gillingham, vs. Miami, 11/26/03) | | | 16 |

Free Throw Attempts

| No. | Name | Opponent | Date | FTA |
|-----|--|--------------------|----------|-----|
| 1. | Bob Carney | vs. Colorado | 03/12/54 | 26 |
| 2. | Harvey Babetch | vs. Saint Louis | 02/23/55 | 23 |
| 3. | Phillip Gilbert | vs. Missouri State | 03/01/04 | 22 |
| 4. | Jack Gower | vs. Houston | 02/29/56 | 20 |
| | Hersey Hawkins | vs. Northeastern | 12/26/86 | 20 |
| | Hersey Hawkins | at Detroit | 02/22/88 | 20 |
| 7. | Five Times (last: Sam Maniscalco, vs. Creighton, 03/05/10) | | | 18 |

Free Throw Percentage

| No. | Name | Opponent | Date | FTM-FTA | Pct. |
|-----|---|-----------------------|----------|---------|-------|
| 1. | Hersey Hawkins | vs. Indiana State | 03/05/88 | 17-17 | 100.0 |
| 2. | Curtis Stuckey | vs. Lamar | 01/04/90 | 16-16 | 100.0 |
| 3. | Hersey Hawkins | at Northern Illinois | 12/13/87 | 15-15 | 100.0 |
| 4. | Greg Smith | vs. Western Illinois | 12/19/75 | 14-14 | 100.0 |
| | Sam Maniscalco | vs. Southern Illinois | 03/06/09 | 14-14 | 100.0 |
| 6. | Nine Times (last: Andrew Warren, vs. N. Iowa, 1/9/11) | | | 13-13 | 100.0 |

Triple-Doubles

| No. | Name | Opponent | Date | Pts | Reb | Ast |
|-----|-------------|-----------------|----------|-----|-----|-----|
| 1. | Joe Allen | vs. Oklahoma | 12/20/66 | 25 | 11 | 12 |
| 2. | Cal Criddle | vs. Saint Louis | 02/28/70 | 12 | 10 | 10 |

Rebounds

| No. | Name | Opponent | Date | Rebounds |
|-----|--------------|-----------------------|----------|----------|
| 1. | Barney Cable | vs. Canisius | 12/13/55 | 28 |
| | Barney Cable | vs. Marquette | 01/28/56 | 28 |
| 3. | Jerry Hansen | vs. Iowa State | 12/11/54 | 26 |
| 4. | Chet Walker | at #14 Drake | 12/27/60 | 25 |
| 5. | Barney Cable | at Detroit | 01/02/56 | 23 |
| | Barney Cable | at #10 Canisius | 12/15/56 | 23 |
| 7. | Barney Cable | vs. Wichita State | 01/07/56 | 22 |
| | Chet Walker | at Saint Louis | 03/03/62 | 22 |
| | Joe Strawder | at Tulsa | 02/13/64 | 22 |
| | Joe Strawder | vs. Northern Michigan | 02/29/64 | 22 |
| 8. | Rienk Mast | vs. UIC | 12/30/22 | 17 |

Offensive Rebounds

| No. | Name | Opponent | Date | Rebounds |
|-----|---|----------------------|----------|----------|
| 1. | Mack Herndon | vs. Manhattan | 12/22/62 | 11 |
| | Danny Granger | vs. Pepperdine | 11/22/02 | 11 |
| | Zach Andrews | vs. Western Kentucky | 12/14/05 | 11 |
| | Josh Cunningham | at Missouri State | 02/25/15 | 11 |
| 5. | Harold McMath | vs. Drake | 02/16/77 | 10 |
| | Donald Reese | vs. UT Arlington | 01/05/80 | 10 |
| | Luke Jackson | vs. Austin Peay | 12/20/89 | 10 |
| 8. | Seven Times (last: Elijah Childs, at #15 Memphis, 12/03/20) | | | 9 |

Defensive Rebounds

| No. | Name | Opponent | Date | Rebounds |
|-----|--|----------------------|----------|----------|
| 1. | Mitchell Anderson | vs. Howard | 12/03/81 | 15 |
| | Jeffrey Rabey | at Indiana State | 12/23/00 | 15 |
| 3. | Joe Allen | vs. Cincinnati | 02/01/66 | 14 |
| | Joe Allen | at Saint Louis | 03/05/66 | 14 |
| | Mitchell Anderson | vs. West Texas State | 01/28/80 | 14 |
| | Luke Jackson | vs. Ohio | 12/02/89 | 14 |
| 7. | 10 Times (last: Rienk Mast, vs. UIC, 12/30/22) | | | 13 |

Assists

| No. | Name | Opponent | Date | Assists |
|-----|--|----------------------|----------|---------|
| 1. | Anthony Manuel | vs. UC Irvine | 12/19/87 | 21 |
| 2. | Willie Scott | vs. Indiana State | 03/02/82 | 20 |
| 3. | Anthony Manuel | at Southern Illinois | 02/04/87 | 18 |
| | Anthony Manuel | vs. West Virginia | 01/28/88 | 18 |
| | Anthony Manuel | vs. Indiana State | 02/27/88 | 18 |
| 6. | Anthony Manuel | vs. Memphis | 02/07/87 | 17 |
| 7. | Seven Times (last: Anthony Manuel, vs. Dayton, 12/29/88) | | | 16 |

Blocked Shots

| No. | Name | Opponent | Date | Blocks |
|-----|---|--------------------|----------|--------|
| 1. | Patrick O'Bryant | vs. Tennessee Tech | 02/18/06 | 9 |
| 2. | Donald Powell | at Tulsa | 02/21/87 | 7 |
| | Adebayo Akinkunle | vs. Drexel | 03/12/97 | 7 |
| | Danny Granger | vs. Missouri State | 02/20/02 | 7 |
| | Patrick O'Bryant | vs. Missouri State | 01/05/05 | 7 |
| | Patrick O'Bryant | vs. Drake | 02/28/05 | 7 |
| | Darius Hannah | vs. SEMO | 11/19/22 | 7 |
| 7. | 12 Times (last: Anthony Thompson, vs. Nevada, 11/26/11) | | | 6 |

Freshman Records

| Points | Opponent | Date | Points |
|----------------------|-----------------------|----------|--------|
| 1. Darrell Brown | vs. Hofstra | 11/21/16 | 34 |
| 2. Deon Jackson | vs. Southern Illinois | 01/18/93 | 31 |
| 3. Mitchell Anderson | vs. Indiana State | 02/10/79 | 30 |

| Rebounds | Opponent | Date | Rebs |
|--------------------|-------------------------|----------|------|
| 1. Josh Cunningham | at Missouri State | 02/25/15 | 21 |
| 2. Danny Granger | vs. Louisiana Lafayette | 11/19/01 | 17 |
| 3. Harold McMath | vs. Drake | 02/14/77 | 16 |

| Assists | Opponent | Date | Assists |
|---|-------------------|----------|---------|
| 1. Dan Ruffin | vs. UNLV | 02/01/77 | 11 |
| 2. Daniel Ruffin | vs. Indiana State | 02/23/05 | 10 |
| 3. Three Times (last: Daniel Ruffin, vs. SE Missouri State, 11/19/04) | | | 9 |

| Field Goals Made | Opponent | Date | FGM | |
|--|---------------|-------------|----------|----|
| 1. Marcel De Souza | vs. Tulsa | 01/31/76 | 13 | |
| | Darrell Brown | vs. Hofstra | 11/21/16 | 13 |
| 3. Six Times (last: Deon Jackson, vs. Southern Illinois, 01/18/93) | | | 12 | |

| 3-Point Field Goals | Opponent | Date | 3PM | |
|---------------------|-------------------|--------------------|----------|---|
| 1. Almar Atlatson | vs Tarleton State | 11/14/23 | 6 | |
| 2. Anthony Parker | vs. Maine | 11/27/93 | 5 | |
| | Anthony Parker | vs. Drake | 12/23/93 | 5 |
| | Phillip Gilbert | vs. Cornell | 12/25/00 | 5 |
| | Phillip Gilbert | at Drake | 02/03/01 | 5 |
| | J.J. Tauai | vs. Missouri State | 03/01/04 | 5 |
| | Jeremy Crouch | at Drake | 01/08/05 | 5 |
| | Darrell Brown | vs. Hofstra | 11/21/16 | 5 |

| Free Throws | Opponent | Date | FTM | |
|-------------------|-----------------|-----------|----------|----|
| 1. Darrell Brown | vs. Drake | 02/04/17 | 14 | |
| 2. Anthony Parker | vs. Drake | 01/24/94 | 12 | |
| 3. Roger Phegley | vs. Saint Louis | 12/21/74 | 11 | |
| | Bobby Humbles | vs. Tulsa | 02/13/75 | 11 |

| Blocked Shots | Opponent | Date | Blocks | |
|------------------|--------------------|--------------------|----------|---|
| 1. Danny Granger | vs. Missouri State | 02/20/02 | 7 | |
| | Patrick O'Bryant | vs. Missouri State | 01/05/05 | 7 |
| | Patrick O'Bryant | vs. Drake | 02/28/05 | 7 |

| Steals | Opponent | Date | Steals | |
|----------------------|-----------------|-------------------|----------|---|
| 1. Mitchell Anderson | vs. Butler | 12/04/78 | 6 | |
| | Walt Lemon, Jr. | vs. Jackson State | 12/20/10 | 6 |

Steals

| No. | Name | Opponent | Date | Steals |
|-----|---|----------------------|----------|--------|
| 1. | Anthony Manuel | vs. Wichita State | 01/08/88 | 9 |
| | Rob Dye | at Missouri State | 01/13/99 | 9 |
| 3. | Willie Scott | vs. Western Michigan | 12/17/82 | 8 |
| | Willie Scott | vs. Creighton | 01/06/83 | 8 |
| | Dyricus Simms-Edwards | vs. Drake | 12/29/12 | 8 |
| 6. | Eight Times (last: Walt Lemon, Jr., vs. Northeastern, 12/06/11) | | | 7 |

Minutes

| No. | Name | Opponent | Date | Minutes |
|-----|---|-------------------------|----------|---------|
| 1. | Donald Reese | vs. Cincinnati (7ot) | 12/21/81 | 73 |
| 2. | Voise Winters | vs. Cincinnati (7ot) | 12/21/81 | 69 |
| 3. | Willie Scott | vs. Cincinnati (7ot) | 12/21/81 | 68 |
| | David Thirdkills | vs. Cincinnati (7ot) | 12/21/81 | 68 |
| 5. | Mitchell Anderson | vs. Cincinnati (7ot) | 12/21/81 | 65 |
| 6. | Josh Cunningham | at Missouri State (3ot) | 02/25/15 | 52 |
| | Tramique Sutherland | at Missouri State (3ot) | 02/25/15 | 52 |
| 8. | Eight Times (last: Sam Maniscalco, vs. Drake, 02/28/09) | | | 50 |

100-Point Games

| Opponent | Date | Points | Opponent | Date | Points |
|-------------------|----------|--------|----------------------|----------|--------|
| Ripon | 02/14/51 | 101 | St. Ambrose | 12/05/73 | 107 |
| Portland | 02/04/57 | 107 | Loyola Chicago * | 12/15/73 | 101 |
| at Detroit | 03/02/57 | 105 | Western Illinois | 01/12/74 | 109 |
| vs. Xavier | 03/19/57 | 116 | Samford | 01/19/74 | 103 |
| Houston | 01/11/58 | 116 | Illinois | 01/24/74 | 105 |
| Abilene Christian | 12/03/59 | 110 | Wichita State | 01/31/74 | 108 |
| North Texas | 02/06/60 | 101 | Wheaton | 12/10/74 | 123 |
| UC Davis | 12/05/60 | 102 | Illinois State | 01/09/75 | 106 |
| N. Michigan | 12/12/60 | 105 | at Loyola Chicago | 01/08/76 | 101 |
| at North Texas | 01/14/61 | 110 | North Texas | 01/17/76 | 108 |
| Tampa | 02/08/61 | 111 | SE Missouri State | 12/04/76 | 119 |
| North Texas | 02/18/61 | 105 | Illinois Tech | 12/17/76 | 123 |
| N. Michigan | 12/07/61 | 100 | New Mexico State | 01/27/77 | 106 |
| W. Michigan | 12/23/61 | 105 | UNLV | 02/01/77 | 106 |
| Seton Hall | 02/26/62 | 111 | Cal-Hayward | 11/28/77 | 107 |
| Idaho State | 12/04/63 | 101 | Lewis | 12/1./77 | 109 |
| North Texas | 01/02/64 | 100 | Creighton | 01/26/78 | 103 |
| South Dakota | 12/12/64 | 100 | New Mexico State | 02/11/78 | 103 |
| Massachusetts | 12/28/64 | 101 | Valparaiso | 12/20/80 | 100 |
| at Cincinnati | 01/16/65 | 104 | Ball State | 12/22/80 | 106 |
| North Texas | 03/02/65 | 102 | at Michigan | 11/21/86 | 107 |
| Milwaukee | 12/01/65 | 104 | UC Irvine | 12/01/86 | 111 |
| at North Texas | 02/10/66 | 102 | Northeastern | 12/23/86 | 110 |
| North Texas | 02/24/66 | 102 | Indiana State | 02/12/87 | 113 |
| Murray State | 12/07/66 | 108 | New Orleans | 12/04/87 | 111 |
| Southern Cal | 19/09/66 | 102 | at Memphis * | 12/17/87 | 108 |
| Northern Illinois | 12/13/66 | 117 | UC Irvine | 12/19/87 | 139 |
| Oklahoma | 12/20/66 | 114 | at Detroit | 02/22/88 | 122 |
| St. Thomas | 01/25/67 | 103 | at Southern Illinois | 02/29/88 | 113 |
| Creighton | 02/04/67 | 103 | Creighton | 03/06/88 | 101 |
| Sam Houston St. | 12/04/67 | 102 | Loyola Chicago | 12/23/88 | 111 |
| at N. Michigan | 12/09/67 | 101 | Dayton | 12/29/88 | 104 |
| North Dakota | 12/13/67 | 103 | Lamar | 01/04/90 | 117 |
| Wichita State | 01/04/68 | 104 | Chicago State | 12/04/90 | 101 |
| at Saint Louis ** | 03/02/68 | 100 | Chicago State | 12/23/95 | 110 |
| North Dakota | 01/02/69 | 109 | Ark.-Monticello | 12/07/02 | 107 |
| UT Arlington | 02/15/69 | 105 | Florida A&M | 11/21/06 | 107 |
| UT Arlington | 12/01/69 | 107 | Rutgers | 12/24/06 | 101 |
| Minn. Duluth | 12/03/69 | 114 | Drake | 02/10/07 | 100 |
| VCU | 12/01/70 | 102 | Creighton ** | 03/01/08 | 110 |
| Yale | 12/23/70 | 112 | Judson | 12/01/20 | 105 |
| Northern Iowa | 01/27/71 | 117 | | | |
| Chicago State | 02/27/71 | 127 | | | |
| Gustavus Adolphus | 12/18/71 | 100 | | | |
| N. Michigan | 01/26/72 | 104 | | | |
| Kearney State | 02/26/72 | 102 | | | |
| Tennessee Tech | 12/16/72 | 100 | | | |
| Emporia State | 12/20/72 | 108 | | | |
| NE Louisiana | 12/22/72 | 108 | | | |
| at West Texas St. | 01/11/73 | 101 | | | |

* - overtime(s)

Largest Comebacks

| No. | Opponent | Date | Final | Deficit |
|-----|-----------------------|----------|----------|---------|
| 1. | vs. Tulsa | 02/04/96 | W, 85-72 | 18 |
| | vs. Northern Iowa | 03/10/19 | W, 57-54 | 18 |
| 3. | vs. Southern Illinois | 01/24/01 | W, 57-54 | 17 |
| | at Evansville | 01/28/06 | W, 79-76 | 17 |
| | at Evansville | 02/07/15 | W, 85-72 | 17 |

Most Overtimes

| No. | Opponent | Date | Final | OTs |
|-----|--|----------|----------|-----|
| 1. | vs. Cincinnati | 12/21/81 | L, 73-75 | 7ot |
| 2. | at Arizona | 02/03/65 | L, 83-85 | 3ot |
| | at Missouri State | 02/25/15 | L, 77-80 | 3ot |
| 4. | 17 Times | | | 2ot |
| | last: at Valparaiso, 01/28/21 (L, 85-91) | | | |

Most Points

| No. | Opponent | Date | Points |
|-----|-----------------------|----------|--------|
| 1. | vs. UC Irvine | 12/19/87 | 139 |
| 2. | vs. Chicago State | 02/27/71 | 127 |
| 3. | vs. Wheaton | 12/10/74 | 123 |
| | vs. Illinois Tech | 12/17/76 | 123 |
| 5. | at Detroit | 02/22/88 | 122 |
| 6. | vs. SE Missouri State | 12/04/76 | 119 |
| 7. | vs. Northern Illinois | 12/13/66 | 117 |
| | vs. Northern Iowa | 01/27/71 | 117 |
| | vs. Lamar | 01/04/90 | 117 |
| 10. | vs. Xavier | 03/19/57 | 116 |
| | vs. Houston | 01/11/58 | 116 |

Fewest Points

| No. | Opponent | Date | Points |
|-----|---|----------|--------|
| 1. | at Evansville | 01/09/16 | 35 |
| 2. | at Missouri State | 01/27/92 | 37 |
| | at Missouri State | 01/26/19 | 37 |
| 4. | at #20 Wichita State | 01/26/13 | 39 |
| | at #11 Northern Iowa | 02/21/15 | 39 |
| 6. | vs. Northern Iowa | 03/06/10 | 40 |
| 7. | Six Times (last at Wichita State, 01/13/12) | | 41 |

* shot clock era (since 1986-87)

Field Goals Made

| No. | Opponent | Date | FGM |
|-----|-----------------------|----------|-----|
| 1. | vs. Wheaton | 12/10/74 | 53 |
| 2. | vs. Illinois Tech | 12/17/76 | 52 |
| | vs. SE Missouri State | 12/04/76 | 52 |
| | vs. UC Irvine | 12/19/87 | 52 |
| 5. | vs. Chicago State | 02/27/71 | 51 |
| 6. | vs. Houston | 01/11/58 | 49 |
| | vs. Northern Iowa | 01/27/71 | 49 |
| 8. | vs. Oklahoma | 12/20/66 | 48 |
| 9. | vs. Abilene Christian | 12/03/59 | 47 |
| | vs. Milwaukee | 12/01/65 | 47 |

Field Goals Attempted

| No. | Opponent | Date | FGA |
|-----|--|----------|-----|
| 1. | vs. Purdue | 01/11/58 | 99 |
| | vs. Houston | 01/11/58 | 99 |
| 3. | vs. Drake | 03/02/55 | 97 |
| | vs. UC Irvine | 12/19/87 | 97 |
| 5. | at Drake | 01/26/56 | 95 |
| 6. | vs. Detroit | 01/02/56 | 94 |
| | vs. Seton Hall | 02/26/62 | 94 |
| | at UC Irvine | 12/01/86 | 94 |
| 9. | Three Times (last vs. UT Martin, 12/01/73) | | 93 |

Field Goal Percentage

| No. | Opponent | Date | FGM-FGA | Pct. |
|-----|---------------------|----------|---------|------|
| 1. | vs. West Texas St. | 01/28/84 | 38-51 | 74.5 |
| 2. | at West Texas St. | 01/12/84 | 32-44 | 72.7 |
| 3. | vs. Chicago State | 11/26/91 | 31-43 | 72.1 |
| 4. | vs. San Diego St. | 12/20/67 | 42-59 | 71.2 |
| 5. | vs. Drake | 02/13/68 | 39-55 | 70.9 |
| 6. | at Saint Louis | 12/05/83 | 25-36 | 69.4 |
| 7. | vs. #11 Saint Louis | 01/02/60 | 36-52 | 69.2 |
| 8. | vs. Creighton | 01/22/87 | 37-54 | 68.5 |
| 9. | vs. West Texas St. | 01/16/86 | 30-54 | 68.2 |
| 10. | vs. N. Illinois | 12/28/84 | 33-49 | 67.3 |

Field Goal Percentage Defense

| No. | Opponent | Date | FGM-FGA | Pct. |
|-----|--------------------|----------|---------|------|
| 1. | vs. Oakland | 12/06/97 | 10-55 | 18.2 |
| 2. | vs. Judson | 12/01/20 | 12-62 | 19.4 |
| 3. | vs. Alaska | 11/22/00 | 14-67 | 20.9 |
| 4. | vs. Alabama | 12/11/54 | 18-84 | 21.4 |
| | vs. Merrimack | 11/26/22 | 12-56 | 21.4 |
| 6. | at Tulsa | 01/12/57 | 14-63 | 22.2 |
| 7. | vs. Northern Iowa | 02/05/00 | 13-58 | 22.4 |
| 8. | vs. Illinois State | 12/03/57 | 18-80 | 22.5 |
| 9. | vs. UCLA | 12/20/57 | 16-66 | 22.7 |
| 10. | vs. Wichita State | 01/07/56 | 17-74 | 23.0 |
| 11. | at Evansville | 01/04/17 | 12-51 | 23.5 |

Total Rebounds

| No. | Opponent | Date | Reb. |
|-----|----------------|----------|------|
| 1. | vs. Iowa State | 12/11/54 | 79 |
| 2. | vs. Canisius | 12/13/55 | 78 |
| 3. | vs. Houston | 01/11/58 | 70 |
| 4. | vs. Nevada | 12/14/60 | 69 |
| | vs. #14 Drake | 12/27/60 | 69 |
| 6. | vs. UTEP | 12/10/55 | 68 |
| 7. | vs. Marquette | 01/28/61 | 67 |
| 8. | vs. SMU | 12/22/54 | 66 |
| 9. | vs. Omaha | 12/01/56 | 64 |
| | vs. Judson | 12/01/20 | 64 |

Offensive Rebounds

| No. | Opponent | Date | Reb. |
|-----|----------------------|----------|------|
| 1. | at Indiana | 12/31/65 | 32 |
| | vs. Western Kentucky | 12/14/05 | 32 |
| 3. | vs. UIC | 11/29/80 | 30 |
| 4. | vs. Notre Dame | 02/14/61 | 26 |
| | vs. Notre Dame | 03/02/63 | 26 |
| | vs. Butler | 02/07/78 | 26 |
| | vs. Texas Arlington | 01/05/80 | 26 |
| | vs. UC Irvine | 12/19/87 | 26 |
| 9. | vs. Notre Dame | 02/22/64 | 25 |
| | vs. Little Rock | 12/12/04 | 25 |

Defensive Rebounds

| No. | Opponent | Date | Reb. |
|-----|----------------------|----------|------|
| 1. | vs. Illinois Tech | 12/17/76 | 42 |
| 2. | vs. Beloit | 11/25/78 | 41 |
| | vs. West Texas State | 01/26/91 | 41 |
| | vs. Wichita State | 01/26/91 | 41 |
| | vs. Judson | 12/01/20 | 41 |
| 6. | vs. Chicago State | 11/30/96 | 40 |
| | vs. Pepperdine | 11/22/02 | 40 |
| | vs. Louisiana Monroe | 11/21/03 | 40 |
| 9. | at Saint Louis | 03/05/66 | 39 |
| | vs. Wichita State | 02/22/79 | 39 |
| | vs. Alaska | 11/22/00 | 39 |

Rebound Margin

| No. | Opponent | Date | Reb-Opp | +/- |
|-----|--------------------|----------|---------|-----|
| 1. | vs. Houston | 01/11/58 | 70-21 | +49 |
| 2. | vs. Nevada | 12/14/60 | 69-24 | +45 |
| 3. | vs. Illinois State | 12/03/57 | 59-25 | +34 |
| 4. | vs. San Diego St. | 12/15/61 | 55-22 | +33 |
| 5. | vs. Judson | 12/01/20 | 64-32 | +32 |
| 6. | vs. Omaha | 12/01/56 | 64-33 | +31 |
| 7. | vs. W. Ontario | 12/06/58 | 60-30 | +30 |
| 8. | vs. UTEP | 12/10/55 | 68-39 | +29 |
| 9. | vs. Marquette | 01/28/61 | 67-39 | +28 |
| | vs. Missouri S&T | 11/16/21 | 57-29 | +28 |

3-Point Field Goals

| No. | Opponent | Date | 3FG |
|-----|---------------------------|----------|-----|
| 1. | vs. Florida A&M | 11/21/06 | 20 |
| 2. | vs. Tarleton State | 11/14/23 | 17 |
| | at Missouri State | 01/15/20 | 17 |
| 4. | at Northern Iowa | 02/04/23 | 16 |
| 5. | at Loyola Chicago | 01/02/88 | 15 |
| 6. | 7 times, last vs. Rutgers | 11/24/06 | 14 |

3-Point Attempts

| No. | Opponent | Date | 3FA |
|-----|--|----------|-----|
| 1. | vs. Florida A&M | 11/21/06 | 35 |
| | vs. Missouri State | 01/02/07 | 35 |
| 3. | vs. Vanderbilt | 11/24/07 | 34 |
| | at Illinois State | 01/16/22 | 34 |
| 5. | at Loyola Chicago | 01/02/88 | 33 |
| | vs. Wichita State | 01/05/08 | 33 |
| 7. | Five Times (last vs. Judson, 12/01/21) | | 31 |

3-Point Percentage

| No. | Opponent | Date | 3PM-3PA | Pct. |
|-----|----------------------|----------|---------|------|
| 1. | vs. Loyola Chicago | 01/14/92 | 5- 6 | 83.3 |
| 2. | vs. Tulsa | 01/26/87 | 7- 9 | 77.8 |
| 3. | vs. Missouri State | 01/06/98 | 6- 8 | 75.0 |
| 4. | vs. Drake | 02/04/91 | 5- 7 | 71.4 |
| 5. | vs. Illinois State | 02/18/87 | 7-10 | 70.0 |
| | at Southern Illinois | 01/28/89 | 7-10 | 70.0 |
| | vs. Indiana State | 01/19/91 | 7-10 | 70.0 |
| 8. | at Wichita State | 01/07/88 | 6- 9 | 66.7 |
| | vs. Georgia Southern | 12/15/20 | 12-18 | 66.7 |
| 10. | vs. Northern Iowa | 12/31/17 | 9-14 | 64.3 |

Fewest 3-Point Field Goals

| No. | Opponent | Date | 3PM |
|-----|-----------------------|----------|------|
| 1. | vs. Drake | 02/15/12 | 0-20 |
| 2. | at Wyoming | 12/03/11 | 0-14 |
| 3. | at Evansville | 02/17/99 | 0-9 |
| 4. | vs. Austin Peay | 12/20/89 | 0-8 |
| | at Lamar | 12/10/91 | 0-8 |
| | vs. Southern Illinois | 01/18/93 | 0-8 |
| | vs. Drake | 02/25/00 | 0-8 |
| 8. | vs. Ohio | 12/30/99 | 0-6 |
| 9. | Nine More Times | | 0 |

Fewest 3-Point Attempts

| No. | Opponent | Date | 3PA |
|-----|--|----------|-----|
| 1. | at Missouri State | 02/09/93 | 0 |
| 2. | vs. Creighton | 12/16/91 | 1 |
| | vs. Missouri State | 01/17/93 | 1 |
| 4. | vs. Chicago State | 11/26/91 | 2 |
| | at Illinois State | 02/15/92 | 2 |
| | at Northern Iowa | 02/17/92 | 2 |
| | vs. Creighton | 12/30/92 | 2 |
| | vs. Northern Iowa | 01/29/98 | 2 |
| 9. | Eight Times (last vs. Northern Iowa, 02/27/93) | | 3 |

Free Throws Made

| No. | Opponent | Date | FTM |
|-----|--|----------|-----|
| 1. | vs. Xavier | 03/19/57 | 42 |
| 2. | vs. Eastern Illinois | 01/22/72 | 39 |
| 3. | vs. Drake | 02/20/86 | 38 |
| | vs. Northeastern | 12/26/86 | 38 |
| | vs. Lamar | 01/04/90 | 38 |
| 6. | vs. Louisiana Monroe | 11/21/03 | 36 |
| 7. | Seven Times (last vs. Bowling Green, 12/03/05) | | 35 |

Free Throws Attempts

| No. | Opponent | Date | FTA |
|-----|----------------------|----------|-----|
| 1. | vs. Eastern Illinois | 01/22/72 | 53 |
| 2. | vs. Canisius | 12/13/63 | 52 |
| | at Saint Louis | 12/28/63 | 52 |
| 4. | vs. TCU | 12/09/54 | 51 |
| | vs. Alabama | 12/11/54 | 51 |
| | vs. Detroit | 01/02/56 | 51 |
| 7. | vs. Dartmouth | 12/30/55 | 50 |
| | vs. Lamar | 01/04/90 | 50 |
| 9. | at Wichita State | 03/05/57 | 49 |
| | vs. Drake | 02/20/86 | 49 |

Free Throw Percentage

| No. | Opponent | Date | FTM |
|-----|----------------------|----------|-------|
| 1. | at Wichita State | 01/28/95 | 16-16 |
| 2. | vs. Indiana State | 03/01/78 | 9-9 |
| | at Loyola Chicago | 01/13/16 | 9-9 |
| 4. | at Tulsa | 02/12/83 | 6-6 |
| | at Drake | 02/16/02 | 6-6 |
| 6. | vs. Drake | 02/28/77 | 5-5 |
| | at Indiana State | 01/31/15 | 5-5 |
| | at Loyola Chicago | 02/01/20 | 5-5 |
| 9. | at Loyola Chicago | 12/31/14 | 4-4 |
| 10. | at Southern Illinois | 02/10/97 | 3-3 |

Fewest Free Throws Made

| No. | Opponent | Date | FTM |
|-----|----------------------|----------|-----|
| 1. | at Missouri State | 01/27/92 | 1 |
| | at Belmont | 12/28/22 | 1 |
| 2. | vs. Stetson | 11/24/89 | 2 |
| | at Maine | 12/23/92 | 2 |
| | at Xavier | 11/26/20 | 2 |
| | at Illinois State | 01/20/21 | 2 |
| 6. | at Saint Louis | 01/07/87 | 3 |
| | at Southern Illinois | 02/10/97 | 3 |
| | vs. Missouri State | 03/01/98 | 3 |
| | at Northern Iowa | 01/12/00 | 3 |
| | at Creighton | 01/18/07 | 3 |

Fewest Free Throws Attempts

| No. | Opponent | Date | FTA |
|-----|----------------------|----------|-----|
| 1. | at Missouri State | 01/27/92 | 2 |
| 2. | at Maine | 12/23/92 | 3 |
| | at Southern Illinois | 02/10/97 | 3 |
| | at Belmont | 12/22/22 | 3 |
| 4. | at Saint Louis | 01/07/87 | 4 |
| | at Loyola Chicago | 12/31/14 | 4 |
| | at #11 Northern Iowa | 02/21/15 | 4 |
| | at Missouri State | 12/03/22 | 4 |
| 8. | vs. Illinois State | 02/23/93 | 5 |
| | vs. Northern Iowa | 03/02/07 | 5 |
| | at Indiana State | 01/31/15 | 5 |

Assists

| No. | Opponent | Date | Assists |
|-----|---|----------|---------|
| 1. | vs. Wheaton | 12/10/74 | 36 |
| 2. | vs. Southeast Missouri St. | 12/04/76 | 35 |
| 3. | vs. Western Illinois | 01/12/74 | 32 |
| | at Southern Illinois | 02/29/88 | 32 |
| 5. | vs. West Texas State | 01/28/90 | 31 |
| | vs. UC Irvine | 12/19/87 | 31 |
| | vs. Alcorn State | 12/29/02 | 31 |
| 8. | Four Times (last vs. Florida A&M, 11/21/06) | | 30 |

Steals

| No. | Opponent | Date | Steals |
|-----|----------------------------|----------|--------|
| 1. | vs. Valparaiso | 12/20/80 | 24 |
| 2. | vs. Oklahoma | 03/22/82 | 21 |
| | vs. Western Michigan | 12/17/82 | 21 |
| 4. | vs. Lewis | 12/13/77 | 20 |
| | vs. Alcorn State | 12/29/02 | 20 |
| | vs. Southeast Missouri St. | 12/14/08 | 20 |
| 7. | vs. Ball State | 12/22/80 | 19 |
| | vs. Western Illinois | 12/19/98 | 19 |
| 9. | vs. Southeast Missouri St. | 12/04/76 | 18 |
| | vs. Chicago State | 11/26/05 | 18 |

Blocked Shots

| No. | Opponent | Date | Blocks |
|-----|---|----------|--------|
| 1. | vs. Evansville | 01/14/06 | 12 |
| | vs. Southern Illinois | 03/06/20 | 12 |
| | vs. Judson | 12/01/20 | 12 |
| 4. | vs. Drake | 02/28/05 | 11 |
| | vs. Tennessee Tech | 02/18/06 | 11 |
| | vs. Southest MO State | 11/19/22 | 11 |
| 6. | Eight Times (last vs. SIU Edwardsville, 12/23/08) | | 10 |

Turnovers

| No. | Opponent | Date | T/O |
|-----|-----------------------|----------|-----|
| 1. | vs. Cal St.-Hayward | 11/28/77 | 33 |
| 2. | at Loyola Chicago | 12/22/77 | 32 |
| | at Lamar | 12/10/91 | 32 |
| 4. | vs. Lewis | 12/13/77 | 31 |
| | at Dayton | 12/30/89 | 31 |
| 6. | vs. Purdue | 12/29/71 | 30 |
| | vs. Long Beach State | 12/06/89 | 30 |
| | at Georgia Southern | 12/18/18 | 30 |
| 9. | vs. Illinois Wesleyan | 12/10/77 | 29 |
| | at West Texas State | 01/12/84 | 29 |

Fewest Turnovers

| No. | Opponent | Date | T/O |
|-----|--|----------|-----|
| 1. | vs. Wichita State | 02/04/89 | 2 |
| 2. | at Valparaiso | 02/22/20 | 3 |
| 3. | vs. Illinois State | 02/12/03 | 4 |
| 4. | 13 Times (last vs. Missouri State, 01/23/18) | | 5 |

* shot clock era (since 1986-87)

Points

| No. | Name | Opponent | Date | Points |
|-----|-----------------|-------------------|----------|--------|
| 1. | Archie Tullos | Detroit | 02/22/88 | 49 |
| 2. | Oscar Robertson | Cincinnati | 01/16/60 | 46 |
| 3. | Doug McDermott | #24 Creighton | 01/07/12 | 44 |
| 4. | Xavier McDaniel | Wichita State | 01/10/85 | 43 |
| 5. | Steve Middleton | Southern Illinois | 02/29/88 | 42 |
| | Cavel Witter | Creighton | 03/01/08 | 42 |

Field Goals Made

| No. | Name | Opponent | Date | FGM |
|-----|-----------------|----------------|----------|-----|
| 1. | Archie Tullos | Detroit | 02/22/88 | 18 |
| | Doug McDermott | #24 Creighton | 01/07/12 | 18 |
| 3. | Billy Lewis | Illinois State | 12/20/75 | 16 |
| | Xavier McDaniel | Wichita State | 01/10/85 | 16 |
| | Wayne Engelstad | UC Irvine | 12/19/87 | 16 |

Field Goals Attempted

| No. | Name | Opponent | Date | FGA |
|-----|-----------------|-------------------|----------|-----|
| 1. | Archie Tullos | Detroit | 02/22/88 | 33 |
| 2. | Steve Middleton | Southern Illinois | 02/29/88 | 32 |
| 3. | Gerald Hayward | Loyola Chicago | 12/23/88 | 31 |
| 4. | Greg Carney | Wichita State | 02/06/69 | 30 |
| | Simpson | Michigan State | 12/19/69 | 30 |

Field Goal Percentage

| No. | Name | Opponent | Date | FGM-FGA | Pct. |
|-----|----------------|----------------|----------|---------|-------|
| 1. | Greg Dilligard | Illinois State | 01/24/07 | 8-8 | 100.0 |
| 2. | Don Chaney | #2 Houston | 12/27/67 | 7-7 | 100.0 |
| | Porter Moser | Creighton | 01/21/89 | 7-7 | 100.0 |
| | Kenny Lawson | Creighton | 03/01/08 | 7-7 | 100.0 |
| | Miles Plumlee | #1 Duke | 12/08/10 | 7-7 | 100.0 |
| | Donovan Clay | Missouri State | 02/23/22 | 7-7 | 100.0 |

3-Point Field Goals

| No. | Name | Opponent | Date | 3PM |
|-----|---|---------------|----------|-----|
| 1. | Norm Grevey | Dayton | 12/22/90 | 9 |
| 2. | Andre Dawkins | #1 Duke | 12/08/10 | 8 |
| | Colt Ryan | Evansville | 01/18/12 | 8 |
| | Paul Jesperson | Northern Iowa | 01/27/16 | 8 |
| 5. | Five Times (last: Ja'Monta Black, Missouri State, 02/13/21) | | | 7 |

3-Point Attempts

| No. | Name | Opponent | Date | 3PA |
|-----|--|----------|----------|-----|
| 1. | Norm Grevey | Dayton | 12/22/90 | 17 |
| 2. | Six Times (last: Anthony Mathis, New Mexico, 12/01/18) | | | 14 |

3-Point Percentage

| No. | Name | Opponent | Date | 3PM-3PA | Pct. |
|-----|------------------|----------------|----------|---------|-------|
| 1. | Ryan Herrs | Wichita State | 02/15/96 | 6-6 | 100.0 |
| 2. | Porter Moser | Creighton | 01/21/89 | 5-5 | 100.0 |
| | Michael Lindeman | #13 Creighton | 08/08/03 | 5-5 | 100.0 |
| | Pete Eggers | Drake | 02/28/05 | 5-5 | 100.0 |
| | Isiah Mosley | Missouri State | 02/14/21 | 5-5 | 100.0 |

Free Throws Made

| No. | Name | Opponent | Date | FTM |
|-----|---|------------------|----------|-----|
| 1. | Lewis Lloyd | Drake | 03/03/81 | 22 |
| 2. | Doremus Bennerman | Siena | 03/24/94 | 17 |
| | Jaylon Brown | Evansville | 01/04/17 | 17 |
| 4. | Chris Fowler | Central Michigan | 12/02/14 | 16 |
| 5. | Three Times (last: Camron Justice, IUPUI, 11/28/18) | | | 15 |

Free Throws Attempts

| No. | Name | Opponent | Date | FTA |
|-----|-------------------|------------------|----------|-----|
| 1. | Lewis Lloyd | Drake | 03/03/81 | 26 |
| 2. | Doremus Bennerman | Siena | 03/24/94 | 20 |
| | Jackie Carmichael | Illinois State | 01/26/11 | 20 |
| | Chris Fowler | Central Michigan | 12/02/14 | 20 |
| | Jaylon Brown | Evansville | 01/04/17 | 20 |

Free Throw Percentage

| No. | Name | Opponent | Date | FTM-FTA | Pct. |
|-----|---|----------------|----------|---------|-------|
| 1. | Camron Justice | IUPUI | 11/28/18 | 15-15 | 100.0 |
| 2. | Gabe Moore | Indiana State | 02/12/08 | 14-14 | 100.0 |
| 3. | Rick Lamb | Illinois State | 01/13/83 | 13-13 | 100.0 |
| | Jake Odom | Indiana State | 01/12/14 | 13-13 | 100.0 |
| 5. | Seven Times (last: Milik Yarbrough, Illinois State, 01/17/18) | | | 12-12 | 100.0 |

Total Rebounds

| No. | Name | Opponent | Date | Rebs. |
|-----|-----------------|-------------------|----------|-------|
| 1. | Jack Sikma | Illinois Wesleyan | 12/30/76 | 24 |
| 2. | Robert Elmore | Wichita State | 02/17/77 | 22 |
| | Xavier McDaniel | Wichita State | 02/23/85 | 22 |
| | Antowne Johnson | Loyola Chicago | 12/23/88 | 22 |
| 5. | Xavier McDaniel | Wichita State | 01/20/83 | 21 |

Offensive Rebounds

| No. | Name | Opponent | Date | Rebs. |
|-----|---|-------------|----------|-------|
| 1. | Joe Vaosiwil | Tulsa | 01/04/73 | 11 |
| | Jeff Rahilly | Tulsa | 02/21/87 | 11 |
| | Anthony Bonner | Saint Louis | 12/01/88 | 11 |
| 4. | Six Times (last: Bryant Bowden, DePaul, 12/06/84) | | | 10 |

Defensive Rebounds

| No. | Name | Opponent | Date | Rebs. |
|-----|--|----------------|----------|-------|
| 1. | Lewis Lloyd | Drake | 01/12/80 | 16 |
| | Egidijus Mockevicius | Evansville | 02/23/16 | 16 |
| 3. | Kenny Miller | Loyola Chicago | 01/02/88 | 15 |
| | Josh Davis | Tulane | 03/23/13 | 15 |
| 5. | Eight Times (last: Donald Cole, Sam Houston State, 12/30/01) | | | 14 |

Assists

| No. | Name | Opponent | Date | Assists |
|-----|--|----------------|----------|---------|
| 1. | Ralph Bobik | Creighton | 01/22/74 | 17 |
| 2. | Todd Starks | Illinois State | 02/18/87 | 14 |
| 3. | Terry Benka | Drake | 02/28/77 | 13 |
| | Napoleon Kreklow | Drake | 01/12/78 | 13 |
| 5. | Nine Times (last: Jordan Hall, Saint Joseph's, 12/18/21) | | | 12 |

Steals

| No. | Name | Opponent | Date | Steals |
|-----|----------------|------------------|----------|--------|
| 1. | Troy Joseph | Long Beach State | 12/06/89 | 7 |
| | Robert George | Wichita State | 02/01/92 | 7 |
| | Deont'e Hursey | Maine | 11/27/93 | 7 |
| | Jeremy Morgan | Northern Iowa | 01/27/16 | 7 |
| | Jalen Moore | Oakland | 11/27/21 | 7 |

Blocked Shots


| No. | Name | Opponent | Date | Blocks |
|-----|------------------|---------------------|----------|--------|
| 1. | Benoit Benjamin | Creighton | 02/02/85 | 12 |
| 2. | Robert Elmore | Wichita State | 01/15/77 | 9 |
| 3. | Tony Harvey | Southern Illinois | 01/19/89 | 7 |
| | Calvin Booth | Penn State | 12/12/98 | 7 |
| | Michael Southall | Louisiana Lafayette | 11/19/01 | 7 |

Points

| No. | Name | Year | Points |
|-----|-------------------|---------|--------|
| 1. | Hersey Hawkins | 1987-88 | 1,125 |
| 2. | Hersey Hawkins | 1986-87 | 788 |
| 3. | Roger Phegley | 1976-77 | 739 |
| 4. | Curtis Stuckey | 1990-91 | 702 |
| 5. | Chet Walker | 1961-62 | 687 |
| 6. | Joe Allen | 1967-68 | 686 |
| 7. | Mitchell Anderson | 1979-80 | 680 |
| 8. | Roger Phegley | 1977-78 | 663 |
| 9. | Chet Walker | 1960-61 | 656 |
| | Hersey Hawkins | 1985-86 | 656 |

Scoring Average

| No. | Name | Year | PPG |
|-----|----------------|---------|------|
| 1. | Hersey Hawkins | 1987-88 | 36.3 |
| 2. | Roger Phegley | 1977-78 | 27.6 |
| 3. | Roger Phegley | 1976-77 | 27.4 |
| 4. | Hersey Hawkins | 1986-87 | 27.2 |
| 5. | Chet Walker | 1961-62 | 26.4 |
| 6. | Chet Walker | 1960-61 | 25.2 |
| 7. | Curtis Stuckey | 1990-91 | 25.1 |
| 8. | Joe Allen | 1967-68 | 24.5 |
| 9. | Curtis Stuckey | 1989-90 | 23.7 |
| 10. | L.C. Bowen | 1968-69 | 23.0 |
| | Steve Kuberski | 1968-69 | 23.0 |



Hersey Hawkins

Field Goals Made

| No. | Name | Year | FGM |
|-----|-------------------|---------|-----|
| 1. | Hersey Hawkins | 1987-88 | 377 |
| 2. | Mitchell Anderson | 1979-80 | 295 |
| 3. | Hersey Hawkins | 1986-87 | 294 |
| 4. | Roger Phegley | 1976-77 | 272 |
| 5. | Chet Walker | 1961-62 | 268 |
| 6. | Voise Winters | 1984-85 | 262 |
| 7. | Joe Allen | 1967-68 | 258 |
| 8. | Hersey Hawkins | 1985-86 | 250 |
| 9. | Chet Walker | 1959-60 | 244 |
| 10. | Curtis Stuckey | 1990-91 | 241 |

Field Goals Attempted

| No. | Name | Year | FGA |
|-----|-----------------------|---------|-----|
| 1. | Hersey Hawkins | 1987-88 | 720 |
| 2. | Curtis Stuckey | 1990-91 | 568 |
| 3. | Hersey Hawkins | 1986-87 | 552 |
| 4. | Voise Winters | 1984-85 | 496 |
| 5. | Walt Lemon, Jr. | 2013-14 | 495 |
| 6. | Andrew Warren | 2010-11 | 473 |
| 7. | Phillip Gilbert | 2002-03 | 463 |
| 8. | Hersey Hawkins | 1985-86 | 461 |
| 9. | Jeremy Crouch | 2007-08 | 460 |
| 10. | Marcellus Sommerville | 2005-06 | 450 |

Field Goal Percentage

| No. | Name | Year | FGM-FGA | Pct. |
|-----|-------------------|---------|---------|-------|
| 1. | Luke Jackson | 1987-88 | 127-190 | 66.84 |
| 2. | Roosevelt Davison | 1983-84 | 111-168 | 66.07 |
| 3. | Joe Allen | 1967-68 | 258-394 | 65.48 |
| 4. | Zach Andrews | 2006-07 | 155-242 | 64.05 |
| 5. | Roosevelt Davison | 1982-83 | 104-163 | 63.80 |
| 6. | Joe Allen | 1966-67 | 232-373 | 62.20 |
| 7. | Mike Williams | 1985-86 | 199-326 | 61.04 |
| 8. | Hersey Hawkins | 1984-85 | 179-308 | 58.12 |
| 9. | Alex Mazeika | 1977-78 | 197-340 | 57.94 |
| 10. | Rich Schultz | 1971-72 | 166-287 | 57.84 |

* - minimum 3.0 made field goals per game

3-Point Field Goals Made

| No. | Name | Year | 3PM |
|-----|-----------------|---------|-----|
| 1. | Jeremy Crouch | 2007-08 | 118 |
| 2. | Aaron Zobrist | 1996-97 | 90 |
| 3. | Will Franklin | 2006-07 | 88 |
| | Nate Kennell | 2019-20 | 88 |
| 5. | Hersey Hawkins | 1987-88 | 87 |
| 6. | Jerome Robinson | 2000-01 | 84 |
| 7. | Jeremy Crouch | 2006-07 | 83 |
| 8. | Aaron Zobrist | 1994-95 | 80 |
| 9. | Darrell Brown | 2018-19 | 79 |
| 10. | Phillip Gilbert | 2002-03 | 78 |

3-Point Field Goals Attempted

| No. | Name | Year | 3PA |
|-----|-------------------------|----------------|------------|
| 1. | Jeremy Crouch | 2007-08 | 296 |
| 2. | Hersey Hawkins | 1987-88 | 221 |
| 3. | Aaron Zobrist | 1996-97 | 217 |
| 4. | Sam Maniscalco | 2008-09 | 206 |
| 5. | Will Franklin | 2006-07 | 203 |
| 6. | Phillip Gilbert | 2002-03 | 198 |
| 7. | Jerome Robinson | 2000-01 | 197 |
| | Nate Kennell | 2019-20 | 197 |
| 9. | Andrew Warren | 2010-11 | 195 |
| 10. | Cody (Duke) Deen | 2022-23 | 191 |

3-Point Percentage

| No. | Name | Year | 3PM-3PA | Pct. |
|-----|-----------------|---------|---------|-------|
| 1. | Jeremy Crouch | 2006-07 | 83-166 | 50.00 |
| 2. | Aaron Zobrist | 1994-95 | 80-174 | 45.98 |
| 3. | Trevor Trimpe | 1987-88 | 48-106 | 45.28 |
| 4. | Nate Kennell | 2019-20 | 88-197 | 44.67 |
| 5. | Darrell Brown | 2018-19 | 79-178 | 44.38 |
| 6. | Zek Montgomery | 2022-23 | 34-77 | 44.15 |
| 7. | Will Franklin | 2006-07 | 88-203 | 43.35 |
| 8. | Gavin Schairer | 1998-99 | 54-125 | 43.20 |
| 9. | Jerome Robinson | 2000-01 | 84-197 | 42.64 |
| 10. | Anthony Parker | 1995-95 | 73-173 | 42.20 |
| 11. | Paul Wilson | 1986-87 | 40-96 | 41.67 |

Free Throws Made

| No. | Name | Year | FTM |
|-----|-----------------|---------|-----|
| 1. | Hersey Hawkins | 1987-88 | 284 |
| 2. | Bob Carney | 1953-54 | 225 |
| 3. | Harvey Babetch | 1954-55 | 209 |
| 4. | Roger Phegley | 1976-77 | 195 |
| 5. | Bob Carney | 1952-53 | 191 |
| | Dick Estergard | 1953-54 | 191 |
| 7. | Roger Phegley | 1977-78 | 189 |
| 8. | Theron Wilson | 2008-09 | 183 |
| 9. | Chet Walker | 1960-61 | 180 |
| 10. | Bobby Joe Mason | 1958-59 | 171 |


Free Throws Attempted

| No. | Name | Year | FTA |
|-----|----------------|---------|-----|
| 1. | Hersey Hawkins | 1987-88 | 335 |
| 2. | Bob Carney | 1953-54 | 296 |
| 3. | Harvey Babetch | 1954-55 | 293 |
| 4. | Bob Carney | 1952-53 | 278 |
| 5. | Theron Wilson | 2008-09 | 251 |
| 6. | Chet Walker | 1960-61 | 250 |
| 7. | Dick Estergard | 1953-54 | 249 |
| 8. | Chet Walker | 1961-62 | 236 |
| 9. | Chet Walker | 1959-60 | 234 |
| 10. | Joe Allen | 1967-68 | 233 |


Free-Throw Percentage

| No. | Name | Year | FTM-FTA | Pct. |
|-----|------------------|---------|---------|-------|
| 1. | Aaron Zobrist | 1996-97 | 77- 85 | 90.59 |
| 2. | Charles White | 1992-93 | 66- 74 | 89.19 |
| 3. | James Gillingham | 2001-02 | 123-139 | 88.49 |
| 4. | Roger Phegley | 1977-78 | 189-214 | 88.32 |
| 5. | Roger Phegley | 1976-77 | 195-223 | 87.44 |
| 6. | Jeremy Crouch | 2007-08 | 94-108 | 87.04 |
| 7. | Andrew Warren | 2009-10 | 100-115 | 86.96 |
| 8. | Andrew Warren | 2010-11 | 134-156 | 85.90 |
| 9. | Sam Simmons | 1971-72 | 145-170 | 85.29 |
| 10. | Anthony Manuel | 1988-89 | 168-198 | 84.85 |

* - minimum 2.5 made free throws per game



Dick Estergard



Anthony Manuel

Total Rebounds

| No. | Name | Year | Rebounds |
|-----|----------------|---------|----------|
| 1. | Dick Estergard | 1952-53 | 540 |
| 2. | Dick Estergard | 1951-52 | 479 |
| 3. | John Riley | 1951-52 | 412 |
| 4. | Dick Estergard | 1953-54 | 395 |
| 5. | Chet Walker | 1959-60 | 388 |
| 6. | Barney Cable | 1956-57 | 370 |
| 7. | Chet Walker | 1960-61 | 327 |
| 8. | Chet Walker | 1961-62 | 321 |
| 9. | Joe Strawder | 1963-64 | 314 |
| 10. | Joe Allen | 1966-67 | 296 |

Offensive Rebounds

| No. | Name | Year | Off Reb |
|-----|-------------------|---------|---------|
| 1. | Matt Salley | 2007-08 | 94 |
| | Tyshon Pickett | 2012-13 | 94 |
| 3. | Tyshon Pickett | 2013-14 | 86 |
| | Josh Cunningham | 2014-15 | 86 |
| 5. | Zach Andrews | 2006-07 | 85 |
| 6. | Adebayo Akinkunle | 1997-98 | 84 |
| 7. | Koch Bar | 2019-20 | 83 |
| 8. | Rienk Mast | 2021-22 | 81 |
| 9. | Donte Thomas | 2017-18 | 80 |
| 10. | Danny Granger | 2001-02 | 79 |
| | Theron Wilson | 2007-08 | 79 |
| | Theron Wilson | 2008-09 | 79 |

* - since 1993

Assists

| No. | Name | Year | Assists |
|-----|----------------|---------|---------|
| 1. | Anthony Manuel | 1987-88 | 373 |
| 2. | Jim Les | 1985-86 | 275 |
| 3. | Jim Les | 1984-85 | 263 |
| 4. | Anthony Manuel | 1986-87 | 237 |
| 5. | Willie Scott | 1981-82 | 222 |
| 6. | Tom Les | 1974-75 | 218 |
| 7. | Anthony Manuel | 1988-89 | 216 |
| 8. | Willie Scott | 1982-83 | 190 |
| 9. | Daniel Ruffin | 2006-07 | 172 |
| 10. | Daniel Ruffin | 2005-06 | 171 |

Blocked Shots

| No. | Name | Year | Blocks |
|-----|---------------------|----------------|-----------|
| 1. | Jeffrey Rabey | 2000-01 | 79 |
| 2. | Patrick O'Bryant | 2004-05 | 75 |
| 3. | Adebayo Akinkunle | 1996-97 | 72 |
| | Patrick O'Bryant | 2005-06 | 72 |
| 5. | Danny Granger | 2001-02 | 70 |
| 6. | Donald Powell | 1986-87 | 58 |
| 7. | Donald Powell | 1985-86 | 56 |
| 8. | Adebayo Akinkunle | 1997-98 | 55 |
| 9. | Malevy Leons | 2022-23 | 52 |
| 10. | David Collins | 2008-09 | 50 |

Rebound Average

| No. | Name | Year | RPG |
|-----|----------------|---------|------|
| 1. | Dick Estergard | 1952-53 | 20.0 |
| 2. | Barney Cable | 1955-56 | 18.7 |
| 3. | Dick Estergard | 1951-52 | 16.5 |
| 4. | John Riley | 1951-52 | 14.2 |
| 5. | Chet Walker | 1959-60 | 13.4 |
| 6. | Barney Cable | 1956-57 | 13.2 |
| 7. | Chet Walker | 1960-61 | 12.5 |
| 8. | Chet Walker | 1961-62 | 12.3 |
| 9. | Dick Estergard | 1953-54 | 12.3 |
| 10. | Joe Allen | 1966-67 | 11.3 |

Defensive Rebounds

| No. | Name | Year | Def Reb |
|-----|-----------------------|---------|---------|
| 1. | Elijah Childs | 2018-19 | 208 |
| 2. | Theron Wilson | 2008-09 | 184 |
| 3. | Rienk Mast | 2021-22 | 180 |
| 4. | Marcellus Sommerville | 2003-04 | 175 |
| 5. | Matt Salley | 2007-08 | 170 |
| 6. | Rienk Mast | 2022-23 | 168 |
| 7. | Anthony Parker | 1994-95 | 167 |
| 8. | Anthony Parker | 1995-96 | 164 |
| 9. | Josh Cunningham | 2014-15 | 161 |
| 10. | Zach Andrews | 2006-07 | 160 |
| 11. | Donte Thomas | 2017-18 | 158 |

* - since 1993

Steals

| No. | Name | Year | Steals |
|-----|-----------------------|---------|--------|
| 1. | Dyricus Simms-Edwards | 2012-13 | 86 |
| 2. | Willie Scott | 1982-83 | 83 |
| 3. | Hersey Hawkins | 1987-88 | 82 |
| 4. | Rob Dye | 1998-99 | 79 |
| 5. | Willie Scott | 1981-82 | 78 |
| 6. | Walt Lemon, Jr. | 2013-14 | 78 |
| 7. | Walt Lemon, Jr. | 2012-13 | 75 |
| 8. | Billy Wright | 1993-94 | 72 |
| 9. | Eric Roberson | 1997-98 | 71 |
| 10. | Eric Roberson | 1999-00 | 70 |

Minutes Per Game

| No. | Name | Year | MPG |
|-----|-----------------|---------|------|
| 1. | Hersey Hawkins | 1987-88 | 39.1 |
| 2. | Curtis Stuckey | 1989-90 | 38.9 |
| 3. | Hersey Hawkins | 1986-87 | 38.0 |
| 4. | Jim Les | 1984-85 | 37.6 |
| | Anthony Manuel | 1987-88 | 37.6 |
| 6. | Hersey Hawkins | 1984-85 | 37.5 |
| | Voise Winters | 1984-85 | 37.5 |
| | Curtis Stuckey | 1990-91 | 37.5 |
| 9. | Anthony Manuel | 1988-89 | 37.1 |
| 10. | Jerome Robinson | 2000-01 | 37.0 |

Miscellaneous Records

Consecutive Free Throws Made

| No. | Name | Started | Ended | FTM |
|-----|-------------------|----------|----------|-----|
| 1. | James Gillingham | 02/08/03 | 02/25/03 | 44 |
| 2. | Andrew Warren | 12/04/10 | 01/04/11 | 40 |
| 3. | Aaron Zobrist | 12/27/96 | 01/27/97 | 35 |
| 4. | Roger Phegley | 02/02/76 | 11/26/76 | 34 |
| | Ville Tahvanainen | 01/05/22 | 1/18/23 | 34 |
| 6. | Auston Barnes | 12/28/14 | 03/06/15 | 32 |
| 7. | Hersey Hawkins | 12/09/87 | 12/17/87 | 31 |
| | Jeremy Crouch | 02/23/08 | 04/02/08 | 31 |
| 9. | Sam Maniscalco | 02/06/10 | 03/05/10 | 30 |
| 10. | Roger Phegley | 12/10/77 | 12/22/77 | 29 |
| 11. | Daniel Ruffin | 12/21/05 | 02/11/06 | 28 |

Consecutive Games with 3-Point FG

| No. | Name | Started | Ended | Gms |
|-----|-------------------|----------|----------|-----|
| 1. | Will Franklin | 12/03/06 | 03/02/07 | 25 |
| 2. | Phillip Gilbert | 12/29/02 | 03/03/03 | 20 |
| | Jeremy Crouch | 11/18/07 | 01/30/08 | 20 |
| | Sam Maniscalco | 01/21/09 | 11/15/09 | 20 |
| 5. | Anthony Manuel | 12/13/87 | 02/13/88 | 18 |
| | Anthony Parker | 01/23/96 | 01/07/97 | 18 |
| | Andrew Warren | 11/12/10 | 01/16/11 | 18 |
| 8. | Aaron Zobrist | 12/27/96 | 02/16/97 | 17 |
| | Jeremy Crouch | 11/11/06 | 02/03/07 | 17 |
| 10. | Anthony Manuel | 12/29/88 | 02/13/89 | 16 |
| | Aaron Zobrist | 01/20/96 | 03/03/96 | 16 |
| | Ville Tahvanainen | 12/31/19 | 02/26/20 | 16 |

Point/Rebound Double-Doubles

| No. | Name | Year | Gms |
|-----|---|----------------|----------|
| 1. | Mitchell Anderson | 1979-80 | 13 |
| 2. | Luke Jackson | 1989-90 | 12 |
| 3. | Seymour Reed | 1973-74 | 11 |
| | Mitchell Anderson | 1981-82 | 11 |
| 5. | Mitchell Anderson | 1980-81 | 10 |
| | Luke Jackson | 1888-89 | 10 |
| 7. | Donald Reese | 1981-82 | 9 |
| | Xanthus Houston | 1990-91 | 9 |
| | Rienk Mast | 2021-22 | 9 |
| 10. | Seven Times (last, Rienk Mast, 2022-23) | | 8 |

* - since 1970-71

Point/Assist Double-Doubles

| No. | Name | Year | Gms |
|-----|----------------|---------|-----|
| 1. | Anthony Manuel | 1987-88 | 13 |
| 2. | Jim Les | 1985-86 | 9 |
| | Anthony Manuel | 1988-89 | 9 |
| 4. | Anthony Manuel | 1986-87 | 7 |
| 5. | Jim Les | 1984-85 | 4 |

Points

| No. | Name | Year | Points |
|-----|-------------------|---------|--------|
| 1. | Mitchell Anderson | 1978-79 | 545 |
| 2. | Hersey Hawkins | 1984-85 | 439 |
| 3. | Darrell Brown | 2016-17 | 402 |
| 4. | Paul Unruh | 1946-47 | 383 |
| 5. | Phillip Gilbert | 2000-01 | 376 |

Scoring Average

| No. | Name | Year | PPG |
|-----|-------------------|---------|------|
| 1. | Mitchell Anderson | 1978-79 | 21.0 |
| 2. | Jim Caruthers | 1972-73 | 14.7 |
| 3. | Hersey Hawkins | 1984-85 | 14.6 |
| 4. | Marcel De Souza | 1975-76 | 14.2 |
| 5. | Darrell Brown | 2016-17 | 12.6 |

Assists

| No. | Name | Year | Assists |
|-----|----------------|---------|---------|
| 1. | Daniel Ruffin | 2004-05 | 132 |
| 2. | Charles White | 1989-90 | 120 |
| 3. | Billy Wright | 1992-93 | 119 |
| 4. | Sam Maniscalco | 2007-08 | 114 |
| 5. | Eddren McCain | 2008-09 | 111 |

Total Rebounds

| No. | Name | Year | Rebounds |
|-----|------------------|---------|----------|
| 1. | Josh Cunningham | 2014-15 | 247 |
| 2. | Danny Granger | 2001-02 | 207 |
| 3. | Elijah Childs | 2017-18 | 204 |
| 4. | Patrick O'Bryant | 2004-05 | 201 |
| 5. | Harold McMath | 1976-77 | 199 |

Rebound Average

| No. | Name | Year | RPG |
|-----|------------------|---------|-----|
| 1. | Harold McMath | 1976-77 | 7.7 |
| 2. | Josh Cunningham | 2014-15 | 7.5 |
| 3. | Patrick O'Bryant | 2004-05 | 7.4 |
| 4. | Xanthus Houston | 1988-89 | 6.8 |
| 5. | James Hamilton | 1984-85 | 6.6 |

Field Goals Made

| No. | Name | Year | FGM |
|-----|-------------------|---------|-----|
| 1. | Mitchell Anderson | 1978-79 | 232 |
| 2. | Hersey Hawkins | 1984-85 | 179 |
| 3. | Marcel De Souza | 1975-76 | 162 |
| 4. | Paul Unruh | 1946-47 | 156 |
| 5. | Jim Caruthers | 1972-73 | 145 |

Field Goal Percentage

| No. | Name | Year | FGM-FGA | Pct. |
|-----|------------------|---------|---------|------|
| 1. | Hersey Hawkins | 1984-85 | 179-309 | 58.1 |
| 2. | Patrick O'Bryant | 2004-05 | 108-194 | 55.7 |
| 3. | Deon Jackson | 1992-93 | 136-260 | 52.3 |
| 4. | Roger Phegley | 1974-75 | 76-148 | 51.4 |
| 5. | Harold McMath | 1976-77 | 66-129 | 51.2 |

* - minimum 2.5 made field goals per game

Steals

| No. | Name | Year | Steals |
|-----|----------------|---------|--------|
| 1. | Billy Wright | 1992-93 | 54 |
| 2. | Hersey Hawkins | 1984-85 | 52 |
| 3. | Charles White | 1989-90 | 44 |
| 4. | Daniel Ruffin | 2004-05 | 40 |
| 5. | Anthony Parker | 1993-94 | 37 |
| | Danny Granger | 2001-02 | 37 |



Mitchell Anderson

Offensive Rebounds

| No. | Name | Year | Off Reb |
|-----|------------------|---------|---------|
| 1. | Josh Cunningham | 2014-15 | 86 |
| 2. | Danny Granger | 2001-02 | 79 |
| 3. | Elijah Childs | 2017-18 | 77 |
| 4. | Patrick O'Bryant | 2004-05 | 62 |
| | Koch Bar | 2016-17 | 62 |

* - since 1993

3-Point Field Goals Made

| No. | Name | Year | 3PM |
|-----|-----------------|---------|-----|
| 1. | Sam Maniscalco | 2007-08 | 55 |
| 2. | Anthony Parker | 1993-94 | 47 |
| 3. | Phillip Gilbert | 2000-01 | 46 |
| | Jeremy Crouch | 2004-05 | 46 |
| | Darrell Brown | 2016-17 | 46 |

3-Point Percentage

| No. | Name | Year | 3PM-3PA | Pct. |
|-----|-------------------|---------|---------|------|
| 1. | Nate Kennell | 2016-17 | 31- 75 | 41.3 |
| 2. | Anthony Parker | 1993-94 | 47-114 | 41.2 |
| 3. | Ville Tahvanainen | 2019-20 | 43-110 | 39.1 |
| 4. | Roger Suchy | 1991-92 | 25- 64 | 39.1 |
| 5. | Jayden Hodgson | 2016-17 | 32- 82 | 39.0 |

* - minimum 60 3-point attempts

Blocked Shots

| No. | Name | Year | Blocks |
|-----|------------------|---------|--------|
| 1. | Patrick O'Bryant | 2004-05 | 75 |
| 2. | Danny Granger | 2001-02 | 70 |
| 3. | Elijah Childs | 2017-18 | 46 |
| 4. | Koch Bar | 2016-17 | 41 |
| 5. | James Hamilton | 1990-91 | 34 |

Defensive Rebounds

| No. | Name | Year | Def Reb |
|-----|-------------------------|---------|---------|
| 1. | Josh Cunningham | 2014-15 | 161 |
| 2. | Patrick O'Bryant | 2004-05 | 139 |
| 3. | Danny Granger | 2001-02 | 128 |
| 4. | Elijah Childs | 2017-18 | 127 |
| 5. | Dwayne Lautier-Ogunleye | 2015-16 | 121 |

* - since 1993

Free Throws Made

| No. | Name | Year | FTM |
|-----|-------------------------|---------|-----|
| 1. | Darrell Brown | 2016-17 | 110 |
| 2. | Dwayne Lautier-Ogunleye | 2015-16 | 101 |
| 3. | Danny Granger | 2001-02 | 98 |
| 4. | James Gillingham | 2000-01 | 89 |
| 5. | Anthony Parker | 1993-94 | 84 |

Free-Throw Percentage

| No. | Name | Year | FTM-FTA | Pct. |
|-----|------------------|---------|---------|------|
| 1. | James Gillingham | 2000-01 | 89-106 | 84.0 |
| 2. | Greg Smith | 1972-73 | 54- 65 | 83.1 |
| 3. | Billy Wright | 1992-93 | 59- 73 | 80.8 |
| 4. | Danny Granger | 2001-02 | 98-124 | 79.0 |
| 5. | Darrell Brown | 2016-17 | 110-140 | 78.6 |

* - minimum 2.0 made free throws per game

GAME 9: BRADLEY AT AKRON

GAME-BY-GAME TEAM STATISTICS

| Opponent | Score | 1H | 2H | OTs | FGM | FGA | PCT. | 3PM | 3PA | PCT. | FTM | FTA | PCT. | OFF | DEF | REB | PF | A | TO | BLK | STL |
|-----------------------------------|------------|----------|----------|----------|----------|----------|--------------|---------|----------|--------------|----------|----------|--------------|---------|----------|----------|----------|----------|----------|--------|---------|
| Bradley at UAB | W 73-71 OT | 40 24 | 24 40 | 9 7 | 25 25 | 58 74 | 43.1 33.8 | 10 3 | 30 19 | 33.3 15.8 | 13 18 | 16 29 | 81.3 62.1 | 8 22 | 33 27 | 41 49 | 20 14 | 16 8 | 17 11 | 6 1 | 9 11 |
| Bradley vs Utah State | W 72-66 OT | 28 30 | 34 32 | 10 4 | 27 24 | 63 71 | 42.9 33.8 | 5 8 | 24 31 | 20.8 25.8 | 13 10 | 25 14 | 52.0 71.4 | 8 12 | 38 35 | 46 47 | 17 22 | 12 18 | 11 10 | 6 5 | 6 5 |
| Bradley vs Tarleton St (SoCal) | W 86-63 | 46 33 | 40 30 | -- -- | 32 21 | 52 55 | 61.5 38.2 | 17 3 | 28 14 | 60.7 21.4 | 5 18 | 11 20 | 45.5 90.0 | 3 11 | 24 18 | 27 29 | 16 12 | 22 6 | 15 13 | 3 1 | 5 11 |
| Bradley vs Tulane (SoCal) | W 80-77 | 40 36 | 40 41 | -- -- | 27 23 | 59 52 | 45.8 44.2 | 8 3 | 24 16 | 33.3 18.8 | 18 28 | 25 37 | 72.0 75.7 | 14 9 | 22 21 | 36 30 | 24 21 | 12 10 | 14 7 | 1 1 | 6 12 |
| Bradley vs UTEP (SoCal) | W 63-59 | 37 26 | 26 33 | -- -- | 23 21 | 56 57 | 41.1 36.8 | 3 4 | 15 17 | 20.0 23.5 | 14 13 | 17 18 | 82.4 72.2 | 9 15 | 22 24 | 31 39 | 15 18 | 7 11 | 15 19 | 5 3 | 7 8 |
| Bradley vs Vermont | W 79-70 | 35 29 | 44 41 | -- -- | 24 26 | 53 62 | 45.3 41.9 | 9 11 | 23 29 | 39.1 37.9 | 22 7 | 25 15 | 88.0 46.7 | 7 13 | 27 22 | 34 35 | 14 17 | 14 15 | 8 12 | 4 1 | 6 5 |
| Bradley at Murray State | L 79-72 | 32 42 | 40 37 | -- -- | 28 27 | 61 51 | 45.9 52.9 | 7 5 | 21 20 | 33.3 25.0 | 9 20 | 17 26 | 53.9 76.9 | 13 8 | 20 25 | 33 33 | 19 17 | 12 11 | 9 8 | 1 3 | 7 4 |
| Bradley vs Indiana State | L 85-77 | 30 49 | 46 36 | -- -- | 29 31 | 65 59 | 44.6 52.5 | 6 14 | 20 29 | 30.0 48.3 | 13 9 | 17 13 | 76.5 69.2 | 11 7 | 22 28 | 33 35 | 16 17 | 11 16 | 12 17 | 2 2 | 11 6 |
| Bradley at Akron | -- | -- | -- | -- | | | | | | | | | | | | | | | | | |
| Bradley vs Cleveland State | -- | -- | -- | -- | | | | | | | | | | | | | | | | | |
| Bradley vs Duquesne (Akron) | -- | -- | -- | -- | | | | | | | | | | | | | | | | | |
| Bradley vs SIUE | -- | -- | -- | -- | | | | | | | | | | | | | | | | | |
| Bradley vs Truman State | -- | -- | -- | -- | | | | | | | | | | | | | | | | | |
| Bradley at Valparaiso | -- | -- | -- | -- | | | | | | | | | | | | | | | | | |
| Bradley vs Missouri State | -- | -- | -- | -- | | | | | | | | | | | | | | | | | |
| Bradley vs Evansville | -- | -- | -- | -- | | | | | | | | | | | | | | | | | |
| Bradley at Illinois-Chicago | -- | -- | -- | -- | | | | | | | | | | | | | | | | | |
| Bradley at Southern Illinois | -- | -- | -- | -- | | | | | | | | | | | | | | | | | |
| Bradley vs Belmont | -- | -- | -- | -- | | | | | | | | | | | | | | | | | |
| Bradley vs Murray State | -- | -- | -- | -- | | | | | | | | | | | | | | | | | |
| Bradley at Indiana State | -- | -- | -- | -- | | | | | | | | | | | | | | | | | |
| Bradley vs Northern Iowa | -- | -- | -- | -- | | | | | | | | | | | | | | | | | |
| Bradley at Illinois State | -- | -- | -- | -- | | | | | | | | | | | | | | | | | |
| Bradley at Evansville | -- | -- | -- | -- | | | | | | | | | | | | | | | | | |
| Bradley vs Drake | -- | -- | -- | -- | | | | | | | | | | | | | | | | | |
| Bradley vs Illinois-Chicago | -- | -- | -- | -- | | | | | | | | | | | | | | | | | |
| Bradley at Northern Iowa | -- | -- | -- | -- | | | | | | | | | | | | | | | | | |
| Bradley at Missouri State | -- | -- | -- | -- | | | | | | | | | | | | | | | | | |
| Bradley vs Illinois State | -- | -- | -- | -- | | | | | | | | | | | | | | | | | |
| Bradley vs Southern Illinois | -- | -- | -- | -- | | | | | | | | | | | | | | | | | |
| Bradley at Drake | -- | -- | -- | -- | | | | | | | | | | | | | | | | | |
| Bradley vs MVCT 1st Round | -- | -- | -- | -- | | | | | | | | | | | | | | | | | |



#0 DEMARION BURCH

Guard | 6-4 | 200 | Fr. | Milwaukee, WI | Milwaukee-Hamilton | Major: Undecided

CAREER STATISTICS

| Season | GP-GS | Min/Avg | FG | FGA | FG% | 3FG | 3FGA | 3P% | FTM | FTA | FT% | O | D | REB | AVG | PF | FO | AST | TO | BLK | STL | PTS | AVG |
|---------|-------|----------|----|-----|------|-----|------|------|-----|-----|------|---|----|-----|-----|----|----|-----|----|-----|-----|-----|-----|
| 2023-24 | 7-0 | 102/14.6 | 13 | 34 | 38.2 | 3 | 8 | 37.5 | 7 | 11 | 63.6 | 4 | 12 | 16 | 2.3 | 11 | 0 | 9 | 10 | 0 | 1 | 36 | 5.1 |
| TOTAL | | | | | | | | | | | | | | | | | | | | | | | |

2023-24 NOTES

- A high flying athlete, Burch was rated as a top-3 recruit (3-star) for the state of Wisconsin in his senior season at Milwaukee-Hamilton.
- He averaged 27.3 PPG, 4.9 APG, and 4.8 RPG as a senior. He helped Milwaukee-Hamilton to a 21-7 record in 2023.
- Logged a career high 17 minutes vs Tulane 11/20/23

PERSONAL

BIRTHDATE / BIRTHPLACE

Apr 6th, 2005 in Milwaukee, WI

GET TO KNOW DEMARION

Demarion played trumpet, trombone, and drums for his HS band. He is also an avid go-cart driver.

SEASON/CAREER BESTS

POINTS

S: 10, 11/14/23 vs Tarleton State

C: 10, 11/14/23 vs Tarleton State

REBOUNDS

S: 3, 11/11/23 vs Utah State

C: 3, 11/11/23 vs Utah State

ASSISTS

S: 4, 11/20/23 vs Tulane

C: 4, 11/20/23 vs Tulane

BLOCKED SHOTS

S:

C:

STEALS

S: 1, 11/29/30 at Murray State

C:

MINUTES

S: 24, 12/2/23 vs Indiana State

C: 24, 12/2/23 vs Indiana State

FIELD GOALS MADE

S: 3, 11/14/23 vs Tarleton State

C: 3, 11/14/23 vs Tarleton State

3-POINT FIELD GOALS MADE

S: 2, 11/14/23 vs Tarleton State

C: 2, 11/14/23 vs Tarleton State

FREE THROWS MADE

S: 2, 11/14/23 vs Tarleton State

C: 2, 11/14/23 vs Tarleton State

MISCELLANEOUS

LED TEAM IN SCORING

Season: 0 | Career: 0

LED TEAM IN REBOUNDING

Season: 0 | Career: 0

LED TEAM IN ASSISTS

Season: 1 | Career: 1

20+ POINTS

Season: 0 | Career: 0

10+ POINTS

Season: 1 | Career: 1

10+ REBOUNDS

Season: 0 | Career: 0

DOUBLE-DOUBLES

2023-24 GAME-BY-GAME STATS

| Opponent | GS | Min | FG | FGA | 3FG | 3FGA | FT | FTA | OFF | DEF | REB | PF | AST | TO | BLK | STL | PTS |
|-------------------------------|-----|-----|----|-----|-----|------|----|-----|-----|-----|-----|----|-----|----|-----|-----|-----|
| at UAB | DNP | | 0 | 0 | 0 | 0 | 0 | 0 | 0 | 0 | 0 | 0 | 0 | 0 | 0 | 0 | 0 |
| UTAH ST. | 11 | 1 | 2 | 0 | 0 | 0 | 1 | 2 | 0 | 3 | 3 | 1 | 0 | 0 | 0 | 0 | 3 |
| TARLETON ST (SoCal) | 14 | 3 | 3 | 2 | 2 | 2 | 2 | 4 | 0 | 1 | 1 | 0 | 2 | 2 | 0 | 0 | 10 |
| at Tulane (SoCal) | 17 | 1 | 5 | 0 | 1 | 1 | 1 | 1 | 1 | 1 | 2 | 1 | 4 | 2 | 0 | 0 | 2 |
| at UTEP (SoCal) | 10 | 2 | 6 | 0 | 0 | 0 | 0 | 0 | 2 | 2 | 2 | 2 | 0 | 1 | 0 | 0 | 4 |
| VERMONT | 18 | 3 | 7 | 1 | 2 | 2 | 2 | 2 | 0 | 2 | 0 | 4 | 1 | 1 | 0 | 0 | 9 |
| at Murray St | 9 | 0 | 2 | 0 | 1 | 0 | 0 | 0 | 0 | 0 | 0 | 0 | 1 | 2 | 0 | 1 | 0 |
| INDIANA ST. | 24 | 3 | 9 | 0 | 2 | 2 | 3 | 3 | 3 | 3 | 6 | 3 | 1 | 2 | 0 | 0 | 8 |
| at Akron | 0 | 0 | 0 | 0 | 0 | 0 | 0 | 0 | 0 | 0 | 0 | 0 | 0 | 0 | 0 | 0 | 0 |
| CLEVELAND ST. | 0 | 0 | 0 | 0 | 0 | 0 | 0 | 0 | 0 | 0 | 0 | 0 | 0 | 0 | 0 | 0 | 0 |
| DUQUESNE (Akron) | 0 | 0 | 0 | 0 | 0 | 0 | 0 | 0 | 0 | 0 | 0 | 0 | 0 | 0 | 0 | 0 | 0 |
| SIUE | 0 | 0 | 0 | 0 | 0 | 0 | 0 | 0 | 0 | 0 | 0 | 0 | 0 | 0 | 0 | 0 | 0 |
| TRUMAN ST | 0 | 0 | 0 | 0 | 0 | 0 | 0 | 0 | 0 | 0 | 0 | 0 | 0 | 0 | 0 | 0 | 0 |
| at Valparaiso | 0 | 0 | 0 | 0 | 0 | 0 | 0 | 0 | 0 | 0 | 0 | 0 | 0 | 0 | 0 | 0 | 0 |
| MISSOURI ST. | 0 | 0 | 0 | 0 | 0 | 0 | 0 | 0 | 0 | 0 | 0 | 0 | 0 | 0 | 0 | 0 | 0 |
| EVANSVILLE | 0 | 0 | 0 | 0 | 0 | 0 | 0 | 0 | 0 | 0 | 0 | 0 | 0 | 0 | 0 | 0 | 0 |
| at Illinois-Chicago | 0 | 0 | 0 | 0 | 0 | 0 | 0 | 0 | 0 | 0 | 0 | 0 | 0 | 0 | 0 | 0 | 0 |
| at Southern Illinois | 0 | 0 | 0 | 0 | 0 | 0 | 0 | 0 | 0 | 0 | 0 | 0 | 0 | 0 | 0 | 0 | 0 |
| BELMONT | 0 | 0 | 0 | 0 | 0 | 0 | 0 | 0 | 0 | 0 | 0 | 0 | 0 | 0 | 0 | 0 | 0 |
| MURRAY ST. | 0 | 0 | 0 | 0 | 0 | 0 | 0 | 0 | 0 | 0 | 0 | 0 | 0 | 0 | 0 | 0 | 0 |
| at Indiana St. | 0 | 0 | 0 | 0 | 0 | 0 | 0 | 0 | 0 | 0 | 0 | 0 | 0 | 0 | 0 | 0 | 0 |
| NORTHERN IOWA | 0 | 0 | 0 | 0 | 0 | 0 | 0 | 0 | 0 | 0 | 0 | 0 | 0 | 0 | 0 | 0 | 0 |
| at Illinois St (I-74 rivalry) | 0 | 0 | 0 | 0 | 0 | 0 | 0 | 0 | 0 | 0 | 0 | 0 | 0 | 0 | 0 | 0 | 0 |
| at Evansville | 0 | 0 | 0 | 0 | 0 | 0 | 0 | 0 | 0 | 0 | 0 | 0 | 0 | 0 | 0 | 0 | 0 |
| DRAKE | 0 | 0 | 0 | 0 | 0 | 0 | 0 | 0 | 0 | 0 | 0 | 0 | 0 | 0 | 0 | 0 | 0 |
| ILLINOIS-CHICAGO | 0 | 0 | 0 | 0 | 0 | 0 | 0 | 0 | 0 | 0 | 0 | 0 | 0 | 0 | 0 | 0 | 0 |
| at Northern Iowa | 0 | 0 | 0 | 0 | 0 | 0 | 0 | 0 | 0 | 0 | 0 | 0 | 0 | 0 | 0 | 0 | 0 |
| at MISSOURI ST | 0 | 0 | 0 | 0 | 0 | 0 | 0 | 0 | 0 | 0 | 0 | 0 | 0 | 0 | 0 | 0 | 0 |
| ILLINOIS ST (I-74 rivalry) | 0 | 0 | 0 | 0 | 0 | 0 | 0 | 0 | 0 | 0 | 0 | 0 | 0 | 0 | 0 | 0 | 0 |
| SOUTHERN ILLINOIS | 0 | 0 | 0 | 0 | 0 | 0 | 0 | 0 | 0 | 0 | 0 | 0 | 0 | 0 | 0 | 0 | 0 |
| at Drake | 0 | 0 | 0 | 0 | 0 | 0 | 0 | 0 | 0 | 0 | 0 | 0 | 0 | 0 | 0 | 0 | 0 |



#1 ALMAR ATLASON

Forward | 6-8 | 230 | Fr. | Iceland | Sunrise Christian Academy | Major: Business Explorations

CAREER STATISTICS

| Season | GP-GS | Min/Avg | FG | FGA | FG% | 3FG | 3FGA | 3P% | FTM | FTA | FT% | O | D | REB | AVG | PF | FO | AST | TO | BLK | STL | PTS | AVG |
|---------|-------|----------|----|-----|------|-----|------|------|-----|-----|-----|---|---|-----|-----|----|----|-----|----|-----|-----|-----|-----|
| 2023-24 | 8-0 | 129/16.1 | 14 | 29 | 48.3 | 13 | 25 | 52.0 | 0 | 2 | 0.0 | 0 | 9 | 9 | 1.1 | 23 | 1 | 3 | 5 | 2 | 0 | 41 | 5.1 |

TOTAL

PERSONAL

BIRTHDATE / BIRTHPLACE

Dec 28th, 2004 from Reykjavik, Iceland

GET TO KNOW ALMAR

He loves to Fly fish, play golf and would like to travel the world some day

CAREER BESTS

POINTS

S: 18, 11/14/23 vs Tarleton State
C: 18, 11/14/23 vs Tarleton State

REBOUNDS

S: 2, 11/14/23 vs Tarleton State
C: 2, 11/14/23 vs Tarleton State

ASSISTS

S: 1, 11/14/23 vs Tarleton State
C: 1, 11/14/23 vs Tarleton State

BLOCKED SHOTS

S: 1, 2x last 11/25/23 vs Vermont
C: 1, 2x last 11/25/23 vs Vermont

STEALS

S:

C:

MINUTES

S: 23, 11/6/23 at UAB
C: 23, 11/6/23 at UAB

FIELD GOALS MADE

S: 6, 11/14/23 vs Tarleton State
C: 6, 11/14/23 vs Tarleton State

3-POINT FIELD GOALS MADE

S: 6, 11/14/23 vs Tarleton State
C: 6, 11/14/23 vs Tarleton State

FREE THROWS MADE

S:

C:

MISCELLANEOUS

LED TEAM IN SCORING

Season: 1 | Career: 1

LED TEAM IN REBOUNDING

Season: 0 | Career: 0

LED TEAM IN ASSISTS

Season: 0 | Career: 0

20+ POINTS

Season: 0 | Career: 0

10+ POINTS

Season: 1 | Career: 1

10+ REBOUNDS

Season: 0 | Career: 0

DOUBLE-DOUBLES

Season: 0 | Career: 0

2023-24 NOTES

- Almar Atlason becomes the first ever student-athlete from Iceland to attend Bradley University and play MBB, who has become known for thier international recruiting. Iceland becomes the 15th country to send a student-athlete to Bradley for MBB. Austrailia, Bahamas, Brazil, Cameroon, Canada, England, Finland, France, Gambia, Netherlands, Nigiera, Serbia, South Sudan, St Marteen, and Iceland.
- Atlason, took part in the U-20 European Championships this past summer as apart of Iceland's U-20 national team. This gave him a great platform to perform and knock off the rust before joining Bradley in August.
- Set the Bradley record for single game 3-pointers (6) against Tarleton State 11/14/23.. previous record of five had been achieved seven times.. last by Darrell Brown Jr. in 2016 vs Hofstra.

2023-24 GAME-BY-GAME STATS

| Opponent | GS | Min | FG | FGA | 3FG | 3FGA | FT | FTA | OFF | DEF | REB | PF | AST | TO | BLK | STL | PTS |
|-------------------------------|----|-----|----|-----|-----|------|----|-----|-----|-----|-----|----|-----|----|-----|-----|-----|
| at UAB | 23 | 2 | 9 | 2 | 8 | 0 | 0 | 0 | 1 | 1 | 4 | 0 | 0 | 0 | 0 | 0 | 6 |
| UTAH ST. | 16 | 1 | 4 | 0 | 3 | 0 | 0 | 0 | 1 | 1 | 2 | 0 | 0 | 1 | 0 | 2 | |
| TARLETON ST (SoCal) | 23 | 6 | 8 | 6 | 8 | 0 | 2 | 0 | 2 | 2 | 3 | 1 | 1 | 0 | 0 | 18 | |
| Tulane (SoCal) | 13 | 2 | 2 | 2 | 2 | 0 | 0 | 0 | 0 | 0 | 5 | 0 | 0 | 0 | 0 | 6 | |
| UTEP (SoCal) | 20 | 1 | 3 | 1 | 2 | 0 | 0 | 0 | 2 | 2 | 3 | 1 | 1 | 0 | 0 | 3 | |
| VERMONT | 19 | 2 | 2 | 2 | 2 | 0 | 0 | 0 | 1 | 1 | 1 | 1 | 2 | 1 | 0 | 6 | |
| at Murray St | 11 | 0 | 1 | 0 | 1 | 0 | 0 | 0 | 1 | 1 | 3 | 0 | 0 | 0 | 0 | 0 | |
| INDIANA ST. | 4 | 0 | 0 | 0 | 0 | 0 | 0 | 0 | 1 | 1 | 2 | 0 | 1 | 0 | 0 | 0 | |
| at Akron | 0 | 0 | 0 | 0 | 0 | 0 | 0 | 0 | 0 | 0 | 0 | 0 | 0 | 0 | 0 | 0 | |
| CLEVELAND ST. | 0 | 0 | 0 | 0 | 0 | 0 | 0 | 0 | 0 | 0 | 0 | 0 | 0 | 0 | 0 | 0 | |
| DUQUESNE (Akron) | 0 | 0 | 0 | 0 | 0 | 0 | 0 | 0 | 0 | 0 | 0 | 0 | 0 | 0 | 0 | 0 | |
| SIUE | 0 | 0 | 0 | 0 | 0 | 0 | 0 | 0 | 0 | 0 | 0 | 0 | 0 | 0 | 0 | 0 | |
| TRUMAN ST | 0 | 0 | 0 | 0 | 0 | 0 | 0 | 0 | 0 | 0 | 0 | 0 | 0 | 0 | 0 | 0 | |
| at Valparaiso | 0 | 0 | 0 | 0 | 0 | 0 | 0 | 0 | 0 | 0 | 0 | 0 | 0 | 0 | 0 | 0 | |
| MISSOURI ST. | 0 | 0 | 0 | 0 | 0 | 0 | 0 | 0 | 0 | 0 | 0 | 0 | 0 | 0 | 0 | 0 | |
| EVANSVILLE | 0 | 0 | 0 | 0 | 0 | 0 | 0 | 0 | 0 | 0 | 0 | 0 | 0 | 0 | 0 | 0 | |
| at Illinois-Chicago | 0 | 0 | 0 | 0 | 0 | 0 | 0 | 0 | 0 | 0 | 0 | 0 | 0 | 0 | 0 | 0 | |
| at Southern Illinois | 0 | 0 | 0 | 0 | 0 | 0 | 0 | 0 | 0 | 0 | 0 | 0 | 0 | 0 | 0 | 0 | |
| BELMONT | 0 | 0 | 0 | 0 | 0 | 0 | 0 | 0 | 0 | 0 | 0 | 0 | 0 | 0 | 0 | 0 | |
| MURRAY ST. | 0 | 0 | 0 | 0 | 0 | 0 | 0 | 0 | 0 | 0 | 0 | 0 | 0 | 0 | 0 | 0 | |
| at Indiana St. | 0 | 0 | 0 | 0 | 0 | 0 | 0 | 0 | 0 | 0 | 0 | 0 | 0 | 0 | 0 | 0 | |
| NORTHERN IOWA | 0 | 0 | 0 | 0 | 0 | 0 | 0 | 0 | 0 | 0 | 0 | 0 | 0 | 0 | 0 | 0 | |
| at Illinois St (I-74 rivalry) | 0 | 0 | 0 | 0 | 0 | 0 | 0 | 0 | 0 | 0 | 0 | 0 | 0 | 0 | 0 | 0 | |
| at Evansville | 0 | 0 | 0 | 0 | 0 | 0 | 0 | 0 | 0 | 0 | 0 | 0 | 0 | 0 | 0 | 0 | |
| DRAKE | 0 | 0 | 0 | 0 | 0 | 0 | 0 | 0 | 0 | 0 | 0 | 0 | 0 | 0 | 0 | 0 | |
| ILLINOIS-CHICAGO | 0 | 0 | 0 | 0 | 0 | 0 | 0 | 0 | 0 | 0 | 0 | 0 | 0 | 0 | 0 | 0 | |
| at Northern Iowa | 0 | 0 | 0 | 0 | 0 | 0 | 0 | 0 | 0 | 0 | 0 | 0 | 0 | 0 | 0 | 0 | |
| at MISSOURI ST | 0 | 0 | 0 | 0 | 0 | 0 | 0 | 0 | 0 | 0 | 0 | 0 | 0 | 0 | 0 | 0 | |
| ILLINOIS ST (I-74 rivalry) | 0 | 0 | 0 | 0 | 0 | 0 | 0 | 0 | 0 | 0 | 0 | 0 | 0 | 0 | 0 | 0 | |
| SOUTHERN ILLINOIS | 0 | 0 | 0 | 0 | 0 | 0 | 0 | 0 | 0 | 0 | 0 | 0 | 0 | 0 | 0 | 0 | |
| at Drake | 0 | 0 | 0 | 0 | 0 | 0 | 0 | 0 | 0 | 0 | 0 | 0 | 0 | 0 | 0 | 0 | |



#2 EMARION ELLIS

Guard | 6-5 | 200 | R-So. | Davenport, IA | Transfer - Marquette | Major: Sports Communication

CAREER STATISTICS

| Season | GP-GS | Min/Avg | FG | | | 3FG | | | FTM | FTA | FT% | *INDICATES SEASON AT MARQUETTE | | | | | PTS | AVG | | | | | |
|--------------|------------------|----------------|-----------|-----------|-------------|----------|-----------|-------------|-----------|-----------|-------------|--------------------------------|-----------|-----------|------------|-----------|----------|-----------|-----------|----------|----------|-----------|------------|
| | | | FGA | FG% | 3FGA | 3P% | O | D | | | | REB | AVG | PF | FO | AST | | | TO | BLK | STL | | |
| 2021-22* | 14-0 | 85/6.1 | 7 | 17 | 41.2 | 5 | 9 | 55.6 | 10 | 20 | 50.0 | 4 | 8 | 12 | 0.9 | 11 | 0 | 6 | 9 | 0 | 2 | 29 | 2.1 |
| 2022-23* | Medical Redshirt | | | | | | | | | | | | | | | | | | | | | | |
| 2023-24 | 7-0 | 49/7.0 | 3 | 12 | 25.0 | 1 | 5 | 20.0 | 1 | 2 | 50.0 | 3 | 7 | 10 | 1.4 | 7 | 0 | 5 | 5 | 0 | 1 | 8 | 1.1 |
| TOTAL | 21-0 | 132/6.3 | 10 | 29 | 34.5 | 6 | 14 | 42.9 | 11 | 22 | 50.0 | 7 | 15 | 22 | 1.1 | 18 | 0 | 11 | 14 | 0 | 3 | 37 | 1.8 |

PERSONAL

BIRTHDATE / BIRTHPLACE

July 31st, 2003 from Davenport, IA

GET TO KNOW EMARION

Emarions is a massive music fan and can be seen often surfing for new music.

CAREER BESTS

POINTS

S: 3, 11/14/23 vs Tarleton State

C: 6, 12/4/21 at Wisconsin

REBOUNDS

S: 3, 11/6/23 at UAB

C: 4, 2x last 11/20/23 vs Tulane

ASSISTS

S: 2, 11/14/23 vs Tarleton State

C: 2, 2x last 11/14/23 at Murray St

BLOCKED SHOTS

S:

C:

STEALS

S:

C: 1, 11/30/21 vs Jackson State

MINUTES

S: 12, 2x last 11/29/23 at Murray St

C: 12, 2x last 11/29/23 at Murray St

FIELD GOALS MADE

S: 2, 11/29/23 at Murray State

C: 2, 11/29/23 at Murray State

3-POINT FIELD GOALS MADE

S:

C: 1, five times

FREE THROWS MADE

S:

C: 4, 11/30/21 vs Jackson State

MISCELLANEOUS

LED TEAM IN SCORING

Season: 0 | Career: 0

LED TEAM IN REBOUNDING

Season: 0 | Career: 0

LED TEAM IN ASSISTS

Season: 0 | Career: 0

20+ POINTS

Season: 0 | Career: 0

10+ POINTS

Season: 0 | Career: 0

10+ REBOUNDS

Season: 0 | Career: 0

DOUBLE-DOUBLES

Season: 0 | Career: 0

2023-24 NOTES

- Emarion Ellis, the 2021 #1 overall recruit for the state of Iowa. Ellis was tagged as a composite 4-star recruit coming out of Davenport Assumption high school. Ellis finished one spot above Drake's Tucker DeVries in the 2021 high school rankings. DeVries has been named player of the year the past two seasons in the MVC.
- Ellis committed originally to Shaka Smart at the University of Texas, once Smart left for the head coaching spot at Marquette Ellis quickly flipped his commitment to Marquette.
- Ellis would play 14 games in the 2021-22 college bball season before knee surgery would sideline him for the entirety of the 2022-23 season. Ellis now finds himself with former Marquette basketball great and current Bradley MBB head coach Brian Wardle to get back on track.

2023-24 GAME-BY-GAME STATS

| Opponent | GS | Min | FG | FGA | 3FG | 3FGA | FT | FTA | OFF | DEF | REB | PF | AST | TO | BLK | STL | PTS |
|-------------------------------|-----|-----|----|-----|-----|------|----|-----|-----|-----|-----|----|-----|----|-----|-----|-----|
| at UAB | 12 | 0 | 3 | 0 | 1 | 0 | 0 | 1 | 2 | 3 | 1 | 1 | 1 | 0 | 0 | 0 | 0 |
| UTAH ST. | 2 | 0 | 0 | 0 | 1 | 0 | 0 | 0 | 0 | 0 | 0 | 0 | 0 | 0 | 0 | 0 | 0 |
| TARLETON ST (SoCal) | 5 | 1 | 2 | 1 | 2 | 0 | 0 | 0 | 0 | 0 | 1 | 2 | 2 | 0 | 0 | 0 | 3 |
| Tulane (SoCal) | 9 | 0 | 2 | 0 | 1 | 1 | 2 | 1 | 3 | 4 | 2 | 0 | 1 | 0 | 0 | 0 | 1 |
| Cal/UTEP (SoCal) | 3 | 0 | 0 | 0 | 0 | 0 | 0 | 0 | 0 | 0 | 0 | 0 | 0 | 0 | 0 | 0 | 0 |
| VERMONT | DNP | 0 | 0 | 0 | 0 | 0 | 0 | 0 | 0 | 0 | 0 | 0 | 0 | 0 | 0 | 0 | 0 |
| at Murray St | 12 | 2 | 5 | 0 | 1 | 0 | 0 | 1 | 2 | 3 | 3 | 2 | 1 | 0 | 1 | 4 | 0 |
| INDIANA ST. | 5 | 0 | 0 | 0 | 0 | 0 | 0 | 0 | 0 | 0 | 0 | 0 | 0 | 0 | 0 | 0 | 0 |
| at Akron | 0 | 0 | 0 | 0 | 0 | 0 | 0 | 0 | 0 | 0 | 0 | 0 | 0 | 0 | 0 | 0 | 0 |
| CLEVELAND ST. | 0 | 0 | 0 | 0 | 0 | 0 | 0 | 0 | 0 | 0 | 0 | 0 | 0 | 0 | 0 | 0 | 0 |
| DUQUESNE (Akron) | 0 | 0 | 0 | 0 | 0 | 0 | 0 | 0 | 0 | 0 | 0 | 0 | 0 | 0 | 0 | 0 | 0 |
| SIUE | 0 | 0 | 0 | 0 | 0 | 0 | 0 | 0 | 0 | 0 | 0 | 0 | 0 | 0 | 0 | 0 | 0 |
| TRUMAN ST | 0 | 0 | 0 | 0 | 0 | 0 | 0 | 0 | 0 | 0 | 0 | 0 | 0 | 0 | 0 | 0 | 0 |
| at Valparaiso | 0 | 0 | 0 | 0 | 0 | 0 | 0 | 0 | 0 | 0 | 0 | 0 | 0 | 0 | 0 | 0 | 0 |
| MISSOURI ST. | 0 | 0 | 0 | 0 | 0 | 0 | 0 | 0 | 0 | 0 | 0 | 0 | 0 | 0 | 0 | 0 | 0 |
| EVANSVILLE | 0 | 0 | 0 | 0 | 0 | 0 | 0 | 0 | 0 | 0 | 0 | 0 | 0 | 0 | 0 | 0 | 0 |
| at Illinois-Chicago | 0 | 0 | 0 | 0 | 0 | 0 | 0 | 0 | 0 | 0 | 0 | 0 | 0 | 0 | 0 | 0 | 0 |
| at Southern Illinois | 0 | 0 | 0 | 0 | 0 | 0 | 0 | 0 | 0 | 0 | 0 | 0 | 0 | 0 | 0 | 0 | 0 |
| BELMONT | 0 | 0 | 0 | 0 | 0 | 0 | 0 | 0 | 0 | 0 | 0 | 0 | 0 | 0 | 0 | 0 | 0 |
| MURRAY ST. | 0 | 0 | 0 | 0 | 0 | 0 | 0 | 0 | 0 | 0 | 0 | 0 | 0 | 0 | 0 | 0 | 0 |
| at Indiana St. | 0 | 0 | 0 | 0 | 0 | 0 | 0 | 0 | 0 | 0 | 0 | 0 | 0 | 0 | 0 | 0 | 0 |
| NORTHERN IOWA | 0 | 0 | 0 | 0 | 0 | 0 | 0 | 0 | 0 | 0 | 0 | 0 | 0 | 0 | 0 | 0 | 0 |
| at Illinois St (I-74 rivalry) | 0 | 0 | 0 | 0 | 0 | 0 | 0 | 0 | 0 | 0 | 0 | 0 | 0 | 0 | 0 | 0 | 0 |
| at Evansville | 0 | 0 | 0 | 0 | 0 | 0 | 0 | 0 | 0 | 0 | 0 | 0 | 0 | 0 | 0 | 0 | 0 |
| DRAKE | 0 | 0 | 0 | 0 | 0 | 0 | 0 | 0 | 0 | 0 | 0 | 0 | 0 | 0 | 0 | 0 | 0 |
| ILLINOIS-CHICAGO | 0 | 0 | 0 | 0 | 0 | 0 | 0 | 0 | 0 | 0 | 0 | 0 | 0 | 0 | 0 | 0 | 0 |
| at Northern Iowa | 0 | 0 | 0 | 0 | 0 | 0 | 0 | 0 | 0 | 0 | 0 | 0 | 0 | 0 | 0 | 0 | 0 |
| at MISSOURI ST | 0 | 0 | 0 | 0 | 0 | 0 | 0 | 0 | 0 | 0 | 0 | 0 | 0 | 0 | 0 | 0 | 0 |
| ILLINOIS ST (I-74 rivalry) | 0 | 0 | 0 | 0 | 0 | 0 | 0 | 0 | 0 | 0 | 0 | 0 | 0 | 0 | 0 | 0 | 0 |
| SOUTHERN ILLINOIS | 0 | 0 | 0 | 0 | 0 | 0 | 0 | 0 | 0 | 0 | 0 | 0 | 0 | 0 | 0 | 0 | 0 |
| at Drake | 0 | 0 | 0 | 0 | 0 | 0 | 0 | 0 | 0 | 0 | 0 | 0 | 0 | 0 | 0 | 0 | 0 |



#4 AHMET JONOVIC

Center | 7-1 | 260 | So. | Serbia | OKK Beograd | Major: Undeclared

CAREER STATISTICS

| Season | GP-GS | Min/Avg | FG | FGA | FG% | 3FG | 3FGA | 3P% | FTM | FTA | FT% | O | D | REB | AVG | PF | FO | AST | TO | BLK | STL | PTS | AVG |
|--------------|-------------|----------------|-----------|-----------|-------------|----------|----------|------------|----------|----------|-------------|----------|-----------|-----------|------------|-----------|----------|----------|-----------|----------|----------|-----------|------------|
| 2022-23 | 6-0 | 27/4.5 | 4 | 6 | 66.7 | 0 | 0 | 0.0 | 1 | 3 | 33.3 | 1 | 1 | 2 | 0.3 | 6 | 0 | 0 | 3 | 0 | 0 | 9 | 1.5 |
| 2023-24 | 8-2 | 97/12.2 | 17 | 32 | 53.1 | 0 | 0 | 0.0 | 3 | 3 | 1.000 | 7 | 12 | 19 | 2.4 | 17 | 0 | 4 | 7 | 6 | 0 | 37 | 4.6 |
| TOTAL | 14-2 | 124/8.9 | 21 | 38 | 55.3 | 0 | 0 | 0.0 | 4 | 6 | 66.7 | 8 | 13 | 21 | 1.5 | 23 | 0 | 4 | 10 | 6 | 0 | 46 | 3.3 |

2023-24 NOTES

- Ahmet Jonovic has many nicknames around the hilltop including "The Mountain, the King, and the Serbian Bear" all being fan favorites but "Meta" will do just fine.
- Jonovic joined the Bradley squad in January of 2022-23 season and was thrown into the crucible to learn English as well as Bradley's more American style of basketball on offense and defense.
- Meta made six appearances last season including the 2022-23 MVCT Championship game vs Drake where he filled in during the final few minutes.
- Recorded a career high three blocks against Vermont 11/25/23.

PERSONAL

BIRTHDATE / BIRTHPLACE

Dec 11th, 2003 from Prijepolje, Serbia

GET TO KNOW EMARIONS

He loves to cook, watch movies, and bike/hike when he's home in Serbia. His nickname from his Serbian friends was "The Mountain" and "The King"

CAREER BESTS

POINTS

S: 11, 11/29/23 at Murray St
C: 11, 11/29/23 at Murray St

REBOUNDS

S: 7, 11/11/23 at UAB
C: 7, 11/11/23 at UAB

ASSISTS

S: 1, 2x last 11/25/23 vs Vermont
C: 1, last 11/25/23 vs Vermont

BLOCKED SHOTS

S: 3, 11/25/23 vs Vermont
C: 3, 11/25/23 vs Vermont

STEALS

S:
C:

MINUTES

S: 17, 11/11/23 vs Utah State
C: 17, 11/11/23 vs Utah State

FIELD GOALS MADE

S: 5, 11/29/23 at Murray St
C: 5, 11/29/23 at Murray St

3-POINT FIELD GOALS MADE

S:
C:

FREE THROWS MADE

S: 2, 11/22/23 vs UTEP
C: 2, 11/22/23 vs UTEP

MISCELLANEOUS

LED TEAM IN SCORING

Season: 0 | Career: 0

LED TEAM IN REBOUNDING

Season: 0 | Career: 0

LED TEAM IN ASSISTS

Season: 0 | Career: 0

20+ POINTS

Season: 0 | Career: 0

10+ POINTS

Season: 1 | Career: 1

10+ REBOUNDS

Season: 0 | Career: 0

DOUBLE-DOUBLES

Season: 0 | Career: 0

2023-24 GAME-BY-GAME STATS

| Opponent | GS | Min | FG | FGA | 3FG | 3FGA | FT | FTA | OFF | DEF | REB | PF | AST | TO | BLK | STL | PTS |
|-------------------------------|----|-----|----|-----|-----|------|----|-----|-----|-----|-----|----|-----|----|-----|-----|-----|
| at UAB | * | 11 | 1 | 3 | 0 | 0 | 0 | 0 | 0 | 1 | 1 | 3 | 0 | 0 | 1 | 0 | 2 |
| UTAH ST. | * | 17 | 3 | 6 | 0 | 0 | 0 | 0 | 3 | 4 | 7 | 3 | 0 | 1 | 1 | 0 | 6 |
| TARLETON ST (SoCal) | | 5 | 0 | 2 | 0 | 0 | 0 | 0 | 0 | 0 | 0 | 2 | 0 | 1 | 0 | 0 | 0 |
| Tulane (SoCal) | | 7 | 1 | 1 | 0 | 0 | 0 | 0 | 1 | 1 | 2 | 3 | 1 | 1 | 0 | 0 | 2 |
| UTEP (SoCal) | | 17 | 3 | 7 | 0 | 0 | 2 | 2 | 0 | 2 | 2 | 0 | 1 | 0 | 1 | 0 | 8 |
| VERMONT | | 11 | 3 | 3 | 0 | 0 | 0 | 0 | 2 | 2 | 4 | 2 | 0 | 1 | 3 | 0 | 6 |
| at Murray St | | 21 | 5 | 8 | 0 | 0 | 1 | 1 | 1 | 1 | 2 | 3 | 1 | 1 | 0 | 0 | 11 |
| INDIANA ST. | | 8 | 1 | 2 | 0 | 0 | 0 | 0 | 0 | 0 | 1 | 1 | 1 | 2 | 0 | 0 | 2 |
| at Akron | | 0 | 0 | 0 | 0 | 0 | 0 | 0 | 0 | 0 | 0 | 0 | 0 | 0 | 0 | 0 | 0 |
| CLEVELAND ST. | | 0 | 0 | 0 | 0 | 0 | 0 | 0 | 0 | 0 | 0 | 0 | 0 | 0 | 0 | 0 | 0 |
| DUQUESNE (Akron) | | 0 | 0 | 0 | 0 | 0 | 0 | 0 | 0 | 0 | 0 | 0 | 0 | 0 | 0 | 0 | 0 |
| SIUE | | 0 | 0 | 0 | 0 | 0 | 0 | 0 | 0 | 0 | 0 | 0 | 0 | 0 | 0 | 0 | 0 |
| TRUMAN ST | | 0 | 0 | 0 | 0 | 0 | 0 | 0 | 0 | 0 | 0 | 0 | 0 | 0 | 0 | 0 | 0 |
| at Valparaiso | | 0 | 0 | 0 | 0 | 0 | 0 | 0 | 0 | 0 | 0 | 0 | 0 | 0 | 0 | 0 | 0 |
| MISSOURI ST. | | 0 | 0 | 0 | 0 | 0 | 0 | 0 | 0 | 0 | 0 | 0 | 0 | 0 | 0 | 0 | 0 |
| EVANSVILLE | | 0 | 0 | 0 | 0 | 0 | 0 | 0 | 0 | 0 | 0 | 0 | 0 | 0 | 0 | 0 | 0 |
| at Illinois-Chicago | | 0 | 0 | 0 | 0 | 0 | 0 | 0 | 0 | 0 | 0 | 0 | 0 | 0 | 0 | 0 | 0 |
| at Southern Illinois | | 0 | 0 | 0 | 0 | 0 | 0 | 0 | 0 | 0 | 0 | 0 | 0 | 0 | 0 | 0 | 0 |
| BELMONT | | 0 | 0 | 0 | 0 | 0 | 0 | 0 | 0 | 0 | 0 | 0 | 0 | 0 | 0 | 0 | 0 |
| MURRAY ST. | | 0 | 0 | 0 | 0 | 0 | 0 | 0 | 0 | 0 | 0 | 0 | 0 | 0 | 0 | 0 | 0 |
| at Indiana St. | | 0 | 0 | 0 | 0 | 0 | 0 | 0 | 0 | 0 | 0 | 0 | 0 | 0 | 0 | 0 | 0 |
| NORTHERN IOWA | | 0 | 0 | 0 | 0 | 0 | 0 | 0 | 0 | 0 | 0 | 0 | 0 | 0 | 0 | 0 | 0 |
| at Illinois St (I-74 rivalry) | | 0 | 0 | 0 | 0 | 0 | 0 | 0 | 0 | 0 | 0 | 0 | 0 | 0 | 0 | 0 | 0 |
| at Evansville | | 0 | 0 | 0 | 0 | 0 | 0 | 0 | 0 | 0 | 0 | 0 | 0 | 0 | 0 | 0 | 0 |
| DRAKE | | 0 | 0 | 0 | 0 | 0 | 0 | 0 | 0 | 0 | 0 | 0 | 0 | 0 | 0 | 0 | 0 |
| ILLINOIS-CHICAGO | | 0 | 0 | 0 | 0 | 0 | 0 | 0 | 0 | 0 | 0 | 0 | 0 | 0 | 0 | 0 | 0 |
| at Northern Iowa | | 0 | 0 | 0 | 0 | 0 | 0 | 0 | 0 | 0 | 0 | 0 | 0 | 0 | 0 | 0 | 0 |
| at MISSOURI ST | | 0 | 0 | 0 | 0 | 0 | 0 | 0 | 0 | 0 | 0 | 0 | 0 | 0 | 0 | 0 | 0 |
| ILLINOIS ST (I-74 rivalry) | | 0 | 0 | 0 | 0 | 0 | 0 | 0 | 0 | 0 | 0 | 0 | 0 | 0 | 0 | 0 | 0 |
| SOUTHERN ILLINOIS | | 0 | 0 | 0 | 0 | 0 | 0 | 0 | 0 | 0 | 0 | 0 | 0 | 0 | 0 | 0 | 0 |
| at Drake | | 0 | 0 | 0 | 0 | 0 | 0 | 0 | 0 | 0 | 0 | 0 | 0 | 0 | 0 | 0 | 0 |



#5 CHRISTIAN DAVIS

Guard/Foward | 6-7 | 190 | Jr. | Denver, Colo. | Transfer - Le Moyne | Major: Psychology

CAREER STATISTICS

*INDICATES JUCO SEASON

| Season | GP-GS | Min/Avg | FG | FGA | FG% | 3FG | 3FGA | 3P% | FTM | FTA | FT% | O | D | REB | AVG | PF | FO | AST | TO | BLK | STL | PTS | AVG |
|--------------|--------------|------------------|------------|------------|-------------|-----------|------------|-------------|-----------|-----------|-------------|-----------|------------|------------|------------|-----------|----------|-----------|-----------|-----------|-----------|------------|------------|
| 2021-22* | 27- 25 | 808/29.9 | 114 | 267 | 42.7 | 56 | 160 | 35.0 | 63 | 69 | 91.3 | 26 | 147 | 173 | 6.4 | 67 | 2 | 31 | 39 | 25 | 27 | 347 | 12.9 |
| 2022-23 | 23-0 | 194/8.4 | 17 | 43 | 39.5 | 10 | 32 | 31.3 | 0 | 0 | 0 | 3 | 20 | 23 | 1.0 | 12 | 0 | 11 | 7 | 1 | 7 | 44 | 1.9 |
| 2023-24 | 8-6 | 219/27.3 | 22 | 41 | 53.7 | 13 | 26 | 50.0 | 15 | 20 | 75.0 | 5 | 36 | 41 | 5.1 | 18 | 0 | 4 | 7 | 3 | 9 | 72 | 9.0 |
| Total | 58-31 | 1221/21.1 | 153 | 351 | 43.6 | 79 | 218 | 36.2 | 78 | 89 | 87.6 | 34 | 202 | 236 | 4.1 | 97 | 2 | 46 | 52 | 30 | 44 | 463 | 8.0 |

PERSONAL

BIRTHDATE / BIRTHPLACE

June, 16th 2003 from Denver, CO

GET TO KNOW EMARIONS

Played the cello for five years. His brother played bball at Quinnipiac.

CAREER BESTS

POINTS

S: 16, 11/14/23 vs Tarleton State
C: 16, 11/14/23 vs Tarleton State

REBOUNDS

S: 8, 11/6/23 at UAB
C: 8, 11/6/23 at UAB

ASSISTS

S: 2, 11/6/23 at UAB
C: 3, 11/30/22 vs UNI

BLOCKED SHOTS

S: 3, 11/6/23 at UAB
C: 3, 11/6/23 at UAB

STEALS

S: 2, 11/6/23 at UAB
C: 2, 3/5/23 vs Drake

MINUTES

S: 33, 11/11/23 vs Utah State
C: 33, 11/11/23 vs Utah State

FIELD GOALS MADE

S: 6, 11/14/23 vs Tarleton State
C: 6, 11/14/23 vs Tarleton State

3-POINT FIELD GOALS MADE

S: 4, 11/14/23 vs Tarleton State
C: 4, 11/14/23 vs Tarleton State

FREE THROWS MADE

S: 4, 11/6/23 at UAB
C: 4, 11/6/23 at UAB

MISCELLANEOUS

LED TEAM IN SCORING

Season: 0 | Career: 0

LED TEAM IN REBOUNDING

Season: 1 | Career: 1

LED TEAM IN ASSISTS

Season: 0 | Career: 0

20+ POINTS

Season: 0 | Career: 0

10+ POINTS

Season: 3 | Career: 3

10+ REBOUNDS

Season: 0 | Career: 0

DOUBLE-DOUBLES

Season: 0 | Career: 0

2023-24 NOTES

- Preparing for his second season at Bradley, Christian Davis could be looked to as a big factor for the Braves off the bench.
- Prior to joining Bradley, Davis was a standout at LeMoyne College. Last season Davis saw limited action but was thrust into a massive role for a stretch of games in late November and early December for the Braves while they were nursing four starters back from injury.

2023-24 GAME-BY-GAME STATS

| Opponent | GS | Min | FG | FGA | 3FG | 3FGA | FT | FTA | OFF | DEF | REB | PF | AST | TO | BLK | STL | PTS |
|-------------------------------|----|-----|----|-----|-----|------|----|-----|-----|-----|-----|----|-----|----|-----|-----|-----|
| at UAB | | 27 | 0 | 1 | 0 | 1 | 4 | 6 | 0 | 8 | 8 | 3 | 2 | 0 | 3 | 2 | 4 |
| UTAH ST. | | 33 | 4 | 7 | 2 | 4 | 2 | 2 | 0 | 5 | 5 | 3 | 0 | 1 | 0 | 0 | 13 |
| TARLETON ST (SoCal) | * | 31 | 6 | 9 | 4 | 6 | 0 | 0 | 0 | 6 | 6 | 2 | 1 | 2 | 0 | 0 | 16 |
| Tulane (SoCal) | * | 30 | 6 | 7 | 0 | 0 | 2 | 2 | 3 | 4 | 7 | 4 | 1 | 5 | 0 | 0 | 14 |
| Cal/UTEP (SoCal) | * | 28 | 2 | 5 | 0 | 2 | 5 | 6 | 0 | 4 | 4 | 2 | 0 | 1 | 0 | 1 | 9 |
| VERMONT | * | 26 | 1 | 5 | 1 | 4 | 0 | 0 | 1 | 4 | 5 | 1 | 1 | 1 | 0 | 1 | 3 |
| at Murray St | * | 26 | 2 | 5 | 2 | 3 | 0 | 0 | 1 | 3 | 4 | 1 | 0 | 1 | 0 | 0 | 6 |
| INDIANA ST. | * | 26 | 4 | 5 | 1 | 2 | 0 | 0 | 2 | 0 | 2 | 2 | 0 | 0 | 0 | 3 | 9 |
| at Akron | | 0 | 0 | 0 | 0 | 0 | 0 | 0 | 0 | 0 | 0 | 0 | 0 | 0 | 0 | 0 | 0 |
| CLEVELAND ST. | | 0 | 0 | 0 | 0 | 0 | 0 | 0 | 0 | 0 | 0 | 0 | 0 | 0 | 0 | 0 | 0 |
| DUQUESNE (Akron) | | 0 | 0 | 0 | 0 | 0 | 0 | 0 | 0 | 0 | 0 | 0 | 0 | 0 | 0 | 0 | 0 |
| SIUE | | 0 | 0 | 0 | 0 | 0 | 0 | 0 | 0 | 0 | 0 | 0 | 0 | 0 | 0 | 0 | 0 |
| TRUMAN ST | | 0 | 0 | 0 | 0 | 0 | 0 | 0 | 0 | 0 | 0 | 0 | 0 | 0 | 0 | 0 | 0 |
| at Valparaiso | | 0 | 0 | 0 | 0 | 0 | 0 | 0 | 0 | 0 | 0 | 0 | 0 | 0 | 0 | 0 | 0 |
| MISSOURI ST. | | 0 | 0 | 0 | 0 | 0 | 0 | 0 | 0 | 0 | 0 | 0 | 0 | 0 | 0 | 0 | 0 |
| EVANSVILLE | | 0 | 0 | 0 | 0 | 0 | 0 | 0 | 0 | 0 | 0 | 0 | 0 | 0 | 0 | 0 | 0 |
| at Illinois-Chicago | | 0 | 0 | 0 | 0 | 0 | 0 | 0 | 0 | 0 | 0 | 0 | 0 | 0 | 0 | 0 | 0 |
| at Southern Illinois | | 0 | 0 | 0 | 0 | 0 | 0 | 0 | 0 | 0 | 0 | 0 | 0 | 0 | 0 | 0 | 0 |
| BELMONT | | 0 | 0 | 0 | 0 | 0 | 0 | 0 | 0 | 0 | 0 | 0 | 0 | 0 | 0 | 0 | 0 |
| MURRAY ST. | | 0 | 0 | 0 | 0 | 0 | 0 | 0 | 0 | 0 | 0 | 0 | 0 | 0 | 0 | 0 | 0 |
| at Indiana St. | | 0 | 0 | 0 | 0 | 0 | 0 | 0 | 0 | 0 | 0 | 0 | 0 | 0 | 0 | 0 | 0 |
| NORTHERN IOWA | | 0 | 0 | 0 | 0 | 0 | 0 | 0 | 0 | 0 | 0 | 0 | 0 | 0 | 0 | 0 | 0 |
| at Illinois St (I-74 rivalry) | | 0 | 0 | 0 | 0 | 0 | 0 | 0 | 0 | 0 | 0 | 0 | 0 | 0 | 0 | 0 | 0 |
| at Evansville | | 0 | 0 | 0 | 0 | 0 | 0 | 0 | 0 | 0 | 0 | 0 | 0 | 0 | 0 | 0 | 0 |
| DRAKE | | 0 | 0 | 0 | 0 | 0 | 0 | 0 | 0 | 0 | 0 | 0 | 0 | 0 | 0 | 0 | 0 |
| ILLINOIS-CHICAGO | | 0 | 0 | 0 | 0 | 0 | 0 | 0 | 0 | 0 | 0 | 0 | 0 | 0 | 0 | 0 | 0 |
| at Northern Iowa | | 0 | 0 | 0 | 0 | 0 | 0 | 0 | 0 | 0 | 0 | 0 | 0 | 0 | 0 | 0 | 0 |
| at MISSOURI ST | | 0 | 0 | 0 | 0 | 0 | 0 | 0 | 0 | 0 | 0 | 0 | 0 | 0 | 0 | 0 | 0 |
| ILLINOIS ST (I-74 rivalry) | | 0 | 0 | 0 | 0 | 0 | 0 | 0 | 0 | 0 | 0 | 0 | 0 | 0 | 0 | 0 | 0 |
| SOUTHERN ILLINOIS | | 0 | 0 | 0 | 0 | 0 | 0 | 0 | 0 | 0 | 0 | 0 | 0 | 0 | 0 | 0 | 0 |
| at Drake | | 0 | 0 | 0 | 0 | 0 | 0 | 0 | 0 | 0 | 0 | 0 | 0 | 0 | 0 | 0 | 0 |



#14 MALEVY LEONS

Forward | 6-9 | 210 | Sr. | IJmuiden, Netherlands | Mineral Area CC | Major: Apparel Production & Merchandising

CAREER STATISTICS

| Season | GP-GS | Min/Avg | FG | FGA | FG% | 3FG | 3FGA | 3P% | FTM | FTA | FT% | O | D | REB | AVG | PF | FO | AST | TO | BLK | STL | PTS | AVG |
|--------------|--------------|------------------|------------|------------|-------------|-----------|------------|-------------|------------|------------|-------------|------------|------------|------------|------------|------------|----------|-----------|-----------|-----------|-----------|------------|-------------|
| 2021-22 | 31-29 | 914/29.5 | 104 | 208 | 50.0 | 37 | 97 | 38.1 | 63 | 76 | 82.9 | 49 | 135 | 184 | 5.9 | 67 | 0 | 42 | 35 | 34 | 21 | 303 | 10.1 |
| 2022-23 | 35-35 | 1070/30.6 | 130 | 279 | 46.6 | 45 | 127 | 35.4 | 83 | 107 | 77.6 | 74 | 135 | 209 | 6.0 | 85 | 0 | 43 | 46 | 52 | 52 | 388 | 11.2 |
| 2023-24 | 8-8 | 293/36.6 | 39 | 86 | 45.3 | 6 | 23 | 26.1 | 41 | 56 | 73.2 | 17 | 41 | 58 | 7.3 | 25 | 1 | 11 | 14 | 7 | 17 | 125 | 15.6 |
| TOTAL | 74-72 | 2278/30.8 | 273 | 573 | 47.6 | 88 | 247 | 35.6 | 187 | 239 | 78.2 | 140 | 311 | 451 | 6.1 | 176 | 1 | 96 | 95 | 93 | 90 | 821 | 11.1 |

CAREER HONORS

2023-24

- All-MVC Preseason 1st Team

2022-23

- 2022 Cancun Challenge All-Tournament Team
- 2023 All-MVC Most Improved Team
- 2023 All-MVC Defensive Team
- 2023 All-MVC Defensive Player of the Year
- 2023 Lefty Driesell Defensive Player of the Year Finalist

2021-22

- Sun Bowl All-Tournament Team
- 2021 Junior College National Player of the Year

2023-24 NOTES

- "The Most Dangerous Man in the MVC" as he's been referred to as, Malevy Leons's 2nd season in the MVC was one of the books. He was the first player in the history of the MVC to record 50+ steals and 50+ blocks in the same season with 52 each. He was also the only player in the NCAA to accomplish that same feat with 200+ rebounds.
- Leons returns for his final season at BU and is the focal point of the Bradley roster. Leons has come leaps and bounds with his offensive game this offseason which very well could put him in a spot to earn the MVC's title as Player of the Year.

PERSONAL

BIRTHDATE / BIRTHPLACE

Sept. 23, 1999 in IJmuiden, Netherlands

GET TO KNOW MALEVY

Is a good singer, likes to play chess and is a fan of anime

CAREER BESTS

POINTS

S: 24, 11/6/23 at UAB
 C: 32, 11/26/22 vs Merrimack

REBOUNDS

S: 14, 11/6/23 at UAB
 C: 14, 11/6/23 at UAB

ASSISTS

S: 5, 11/11/23 vs Utah State
 C: 5, 11/11/23 vs Utah State

BLOCKED SHOTS

S: 2, 12/2/23 vs Indiana State
 C: 4, 12/31/22 vs UIC

STEALS

S: 4, 11/11/23 vs Utah State
 C: 4, 2x last 11/11/23 vs Utah State

MINUTES

S: 40, 11/11/23 vs Utah State
 C: 42, 2/19/22 vs Illinois State

FIELD GOALS MADE

S: 8, 11/6/23 at UAB
 C: 11 11/26/22 vs Merrimack

3-POINT FIELD GOALS MADE

S: 2, 11/6/23 at UAB
 C: 5, 1/7/23 vs Valparaiso

FREE THROWS MADE

S: 6, 11/6/23 at UAB
 C: 12, 2/19/22 vs Illinois State

MISCELLANEOUS

LED TEAM IN SCORING

Season: 2 | Career: 7

LED TEAM IN REBOUNDING

Season: 3 | Career: 6

LED TEAM IN ASSISTS

Season: 1 | Career: 1

20+ POINTS

Season: 1 | Career: 3

10+ POINTS

Season: 6 | Career: 22

10+ REBOUNDS

Season: 1 | Career: 6

DOUBLE-DOUBLES

Season: 1 | Career: 6

2023-24 GAME-BY-GAME STATS

| Opponent | GS | Min | FG | FGA | 3FG | 3FGA | FT | FTA | OFF | DEF | REB | PF | AST | TO | BLK | STL | PTS |
|-------------------------------|----|-----|----|-----|-----|------|----|-----|-----|-----|-----|----|-----|----|-----|-----|-----|
| at UAB | * | 38 | 8 | 14 | 2 | 5 | 6 | 7 | 3 | 11 | 14 | 5 | 1 | 4 | 1 | 3 | 24 |
| UTAH ST. | * | 40 | 2 | 9 | 0 | 1 | 5 | 11 | 1 | 8 | 9 | 4 | 5 | 1 | 1 | 4 | 9 |
| TARLETON ST (SoCal) | * | 32 | 5 | 9 | 1 | 3 | 2 | 4 | 1 | 3 | 4 | 1 | 1 | 2 | 0 | 0 | 13 |
| Tulane (SoCal) | * | 39 | 5 | 13 | 1 | 4 | 7 | 8 | 2 | 1 | 3 | 3 | 0 | 0 | 1 | 4 | 18 |
| UTEP (SoCal) | * | 34 | 6 | 11 | 0 | 1 | 1 | 2 | 3 | 3 | 6 | 3 | 1 | 4 | 1 | 1 | 13 |
| VERMONT | * | 36 | 2 | 7 | 2 | 4 | 10 | 10 | 2 | 5 | 7 | 3 | 0 | 1 | 0 | 1 | 16 |
| at Murray St | * | 36 | 5 | 12 | 0 | 3 | 4 | 7 | 2 | 4 | 6 | 2 | 1 | 0 | 1 | 2 | 14 |
| INDIANA ST. | * | 36 | 6 | 11 | 0 | 2 | 6 | 7 | 3 | 6 | 9 | 4 | 2 | 2 | 2 | 2 | 18 |
| at Akron | 0 | 0 | 0 | 0 | 0 | 0 | 0 | 0 | 0 | 0 | 0 | 0 | 0 | 0 | 0 | 0 | 0 |
| CLEVELAND ST. | 0 | 0 | 0 | 0 | 0 | 0 | 0 | 0 | 0 | 0 | 0 | 0 | 0 | 0 | 0 | 0 | 0 |
| DUQUESNE (Akron) | 0 | 0 | 0 | 0 | 0 | 0 | 0 | 0 | 0 | 0 | 0 | 0 | 0 | 0 | 0 | 0 | 0 |
| SIUE | 0 | 0 | 0 | 0 | 0 | 0 | 0 | 0 | 0 | 0 | 0 | 0 | 0 | 0 | 0 | 0 | 0 |
| TRUMAN ST | 0 | 0 | 0 | 0 | 0 | 0 | 0 | 0 | 0 | 0 | 0 | 0 | 0 | 0 | 0 | 0 | 0 |
| at Valparaiso | 0 | 0 | 0 | 0 | 0 | 0 | 0 | 0 | 0 | 0 | 0 | 0 | 0 | 0 | 0 | 0 | 0 |
| MISSOURI ST. | 0 | 0 | 0 | 0 | 0 | 0 | 0 | 0 | 0 | 0 | 0 | 0 | 0 | 0 | 0 | 0 | 0 |
| EVANSVILLE | 0 | 0 | 0 | 0 | 0 | 0 | 0 | 0 | 0 | 0 | 0 | 0 | 0 | 0 | 0 | 0 | 0 |
| at Illinois-Chicago | 0 | 0 | 0 | 0 | 0 | 0 | 0 | 0 | 0 | 0 | 0 | 0 | 0 | 0 | 0 | 0 | 0 |
| at Southern Illinois | 0 | 0 | 0 | 0 | 0 | 0 | 0 | 0 | 0 | 0 | 0 | 0 | 0 | 0 | 0 | 0 | 0 |
| BELMONT | 0 | 0 | 0 | 0 | 0 | 0 | 0 | 0 | 0 | 0 | 0 | 0 | 0 | 0 | 0 | 0 | 0 |
| MURRAY ST. | 0 | 0 | 0 | 0 | 0 | 0 | 0 | 0 | 0 | 0 | 0 | 0 | 0 | 0 | 0 | 0 | 0 |
| at Indiana St. | 0 | 0 | 0 | 0 | 0 | 0 | 0 | 0 | 0 | 0 | 0 | 0 | 0 | 0 | 0 | 0 | 0 |
| NORTHERN IOWA | 0 | 0 | 0 | 0 | 0 | 0 | 0 | 0 | 0 | 0 | 0 | 0 | 0 | 0 | 0 | 0 | 0 |
| at Illinois St (I-74 rivalry) | 0 | 0 | 0 | 0 | 0 | 0 | 0 | 0 | 0 | 0 | 0 | 0 | 0 | 0 | 0 | 0 | 0 |
| at Evansville | 0 | 0 | 0 | 0 | 0 | 0 | 0 | 0 | 0 | 0 | 0 | 0 | 0 | 0 | 0 | 0 | 0 |
| DRAKE | 0 | 0 | 0 | 0 | 0 | 0 | 0 | 0 | 0 | 0 | 0 | 0 | 0 | 0 | 0 | 0 | 0 |
| ILLINOIS-CHICAGO | 0 | 0 | 0 | 0 | 0 | 0 | 0 | 0 | 0 | 0 | 0 | 0 | 0 | 0 | 0 | 0 | 0 |
| at Northern Iowa | 0 | 0 | 0 | 0 | 0 | 0 | 0 | 0 | 0 | 0 | 0 | 0 | 0 | 0 | 0 | 0 | 0 |
| at MISSOURI ST | 0 | 0 | 0 | 0 | 0 | 0 | 0 | 0 | 0 | 0 | 0 | 0 | 0 | 0 | 0 | 0 | 0 |
| ILLINOIS ST (I-74 rivalry) | 0 | 0 | 0 | 0 | 0 | 0 | 0 | 0 | 0 | 0 | 0 | 0 | 0 | 0 | 0 | 0 | 0 |
| SOUTHERN ILLINOIS | 0 | 0 | 0 | 0 | 0 | 0 | 0 | 0 | 0 | 0 | 0 | 0 | 0 | 0 | 0 | 0 | 0 |
| at Drake | 0 | 0 | 0 | 0 | 0 | 0 | 0 | 0 | 0 | 0 | 0 | 0 | 0 | 0 | 0 | 0 | 0 |



#21 DUKE DEEN

Guard | 5-8 | 170 | Sr. | Shreveport, La. | Transfer - Troy University | Major: Psychology

CAREER STATISTICS

| Season | GP-GS | Min/Avg | FG | FGA | FG% | 3FG | 3FGA | 3P% | FTM | FTA | FT% | O | D | REB | AVG | PF | FO | AST | TO | BLK | STL | PTS | AVG |
|--------------|--------------|------------------|------------|------------|-------------|------------|------------|-------------|------------|------------|-------------|-----------|------------|------------|------------|------------|----------|------------|------------|----------|-----------|------------|------------|
| 2021-22* | 30-27 | 710/23.7 | 82 | 226 | 36.3 | 56 | 165 | 33.9 | 51 | 62 | 82.3 | 12 | 60 | 72 | 2.4 | 58 | 0 | 95 | 57 | 1 | 30 | 271 | 9.0 |
| 2022-23 | 35-34 | 914/26.1 | 110 | 295 | 37.3 | 70 | 195 | 35.9 | 45 | 57 | 78.9 | 4 | 81 | 85 | 2.4 | 84 | 2 | 98 | 66 | 3 | 31 | 335 | 9.6 |
| 2023-24 | 8-8 | 258/32.2 | 22 | 75 | 29.3 | 11 | 48 | 22.9 | 20 | 23 | 87.0 | 3 | 19 | 22 | 2. | 10 | 0 | 26 | 14 | 0 | 6 | 75 | 9.4 |
| TOTAL | 73-69 | 1883/25.8 | 214 | 596 | 35.9 | 137 | 408 | 33.6 | 116 | 139 | 81.7 | 19 | 160 | 179 | 2.5 | 152 | 2 | 219 | 137 | 4 | 67 | 681 | 9.3 |

*INDICATES SEASON AT TROY

PERSONAL

BIRTHDATE / BIRTHPLACE

12/17/01, in Shreveport, La

GET TO KNOW DUKE

Duke's cousin in NFL CB Morris Claiborne and Duke is also 50% blind in his left eye. Duke was offered the chance to play Juco Baseball.

SEASON/CAREER BEST POINTS

S: 15, 11/6/23 at UAB
C: 26, vs. Stonehill, 12/19/22

REBOUNDS

S: 4, 11/6/23 at UAB
C: 9, vs. Jacksonville St, 1/16/22

ASSISTS

S: 4, 11/6/23 at UAB
C: 9, vs Carver, 1/9/22

BLOCKED SHOTS

S:
C: 1, vs UT-Arlington, 1/1/22

STEALS

S: 2, 11/6/23 at UAB
C: 5, vs. Carver, 11/9/21

MINUTES

S: 40, 11/6/23 at UAB
C: 52, vs. Jacksonville St, 1/16/22

FIELD GOALS MADE

S: 4, 11/6/23 at UAB
C: 8, vs. Stonehill 12/19/22

3-POINT FIELD GOALS MADE

S: 4, 11/6/23 at UAB
C: 7, vs. Stonehill, 12/19/22

FREE THROWS MADE

S: 3, 11/6/23 at UAB
C: 6, vs. UT-Martin, 11/20/21

MISCELLANEOUS

LED TEAM IN SCORING

Season: 0 | Career: 2

LED TEAM IN REBOUNDING

Season: 0 | Career: 1

LED TEAM IN ASSISTS

Season: 0 | Career: 3

20+ POINTS

Season: 0 | Career: 1

10+ POINTS

Season: 1 | Career: 15

10+ REBOUNDS

Season: 0 | Career: 0

DOUBLE-DOUBLES

Season: 0 | Career: 0

CAREER HONORS

- 2023-24 All-MVC Preseason 3rd Team
- 2022-23 All-MVC Newcomer Team
- 2021-22 Sunbelt Conference Freshman of the Year

2023-24 NOTES

- Cody "Duke" Deen, don't make the mistake of judging this young man's height. He's a sniper from long range on offense with a verbal first step to go with it, not to mention a pitbull on defense. Deen is Bradley's vocal and emotional leader and is as tough as nails. Deen at 5-8 160lbs last season never missed any of Bradley's 35 games.
- Deen didn't waste anytime winning over the Bradley faithful after a void was created from both of BU's starting PGs moving on during the offseason leading into 2022-23.
- In just his 6th game in Carver Arena Deen tied the arena record for single game three pointers with seven made 3-pointers against Stonehill on Dec.19th 2022
- Deen's family has deep roots in athletics, his cousin Morris Claiborn was an NFL defensive back for many years. Deen also has two brothers (Detraevon Brown, and D'Ante Bell). Detraevon plays football at North Texas University as a WR and D'Ante is a junior forward MBB player for the University of New Orleans.

2023-24 GAME-BY-GAME STATS

| Opponent | GS | Min | FG | FGA | 3FG | 3FGA | FT | FTA | OFF | DEF | REB | PF | AST | TO | BLK | STL | PTS |
|-------------------------------|----|-----|----|-----|-----|------|----|-----|-----|-----|-----|----|-----|----|-----|-----|-----|
| at UAB | * | 40 | 4 | 9 | 4 | 8 | 3 | 3 | 0 | 4 | 4 | 0 | 4 | 2 | 0 | 2 | 15 |
| UTAH ST. | * | 36 | 1 | 7 | 0 | 6 | 2 | 4 | 1 | 2 | 3 | 1 | 3 | 1 | 0 | 1 | 4 |
| TARLETON ST (SoCal) | * | 29 | 5 | 9 | 2 | 5 | 1 | 1 | 0 | 1 | 1 | 1 | 3 | 3 | 0 | 1 | 13 |
| Tulane (SoCal) | * | 30 | 4 | 12 | 1 | 7 | 4 | 4 | 0 | 3 | 3 | 1 | 4 | 1 | 0 | 1 | 13 |
| Cal/UTEP (SoCal) | * | 27 | 0 | 4 | 0 | 4 | 2 | 2 | 0 | 3 | 3 | 2 | 2 | 3 | 0 | 1 | 2 |
| VERMONT | * | 31 | 2 | 10 | 0 | 5 | 4 | 4 | 0 | 4 | 4 | 0 | 3 | 0 | 0 | 0 | 8 |
| at Murray St | * | 29 | 2 | 8 | 2 | 5 | 1 | 2 | 1 | 2 | 3 | 2 | 3 | 1 | 0 | 0 | 7 |
| INDIANA ST. | * | 35 | 4 | 16 | 2 | 8 | 3 | 3 | 1 | 0 | 1 | 3 | 4 | 3 | 0 | 0 | 13 |
| at Akron | | 0 | 0 | 0 | 0 | 0 | 0 | 0 | 0 | 0 | 0 | 0 | 0 | 0 | 0 | 0 | 0 |
| CLEVELAND ST. | | 0 | 0 | 0 | 0 | 0 | 0 | 0 | 0 | 0 | 0 | 0 | 0 | 0 | 0 | 0 | 0 |
| DUQUESNE (Akron) | | 0 | 0 | 0 | 0 | 0 | 0 | 0 | 0 | 0 | 0 | 0 | 0 | 0 | 0 | 0 | 0 |
| SIUE | | 0 | 0 | 0 | 0 | 0 | 0 | 0 | 0 | 0 | 0 | 0 | 0 | 0 | 0 | 0 | 0 |
| TRUMAN ST | | 0 | 0 | 0 | 0 | 0 | 0 | 0 | 0 | 0 | 0 | 0 | 0 | 0 | 0 | 0 | 0 |
| at Valparaiso | | 0 | 0 | 0 | 0 | 0 | 0 | 0 | 0 | 0 | 0 | 0 | 0 | 0 | 0 | 0 | 0 |
| MISSOURI ST. | | 0 | 0 | 0 | 0 | 0 | 0 | 0 | 0 | 0 | 0 | 0 | 0 | 0 | 0 | 0 | 0 |
| EVANSVILLE | | 0 | 0 | 0 | 0 | 0 | 0 | 0 | 0 | 0 | 0 | 0 | 0 | 0 | 0 | 0 | 0 |
| at Illinois-Chicago | | 0 | 0 | 0 | 0 | 0 | 0 | 0 | 0 | 0 | 0 | 0 | 0 | 0 | 0 | 0 | 0 |
| at Southern Illinois | | 0 | 0 | 0 | 0 | 0 | 0 | 0 | 0 | 0 | 0 | 0 | 0 | 0 | 0 | 0 | 0 |
| BELMONT | | 0 | 0 | 0 | 0 | 0 | 0 | 0 | 0 | 0 | 0 | 0 | 0 | 0 | 0 | 0 | 0 |
| MURRAY ST. | | 0 | 0 | 0 | 0 | 0 | 0 | 0 | 0 | 0 | 0 | 0 | 0 | 0 | 0 | 0 | 0 |
| at Indiana St. | | 0 | 0 | 0 | 0 | 0 | 0 | 0 | 0 | 0 | 0 | 0 | 0 | 0 | 0 | 0 | 0 |
| NORTHERN IOWA | | 0 | 0 | 0 | 0 | 0 | 0 | 0 | 0 | 0 | 0 | 0 | 0 | 0 | 0 | 0 | 0 |
| at Illinois St (I-74 rivalry) | | 0 | 0 | 0 | 0 | 0 | 0 | 0 | 0 | 0 | 0 | 0 | 0 | 0 | 0 | 0 | 0 |
| at Evansville | | 0 | 0 | 0 | 0 | 0 | 0 | 0 | 0 | 0 | 0 | 0 | 0 | 0 | 0 | 0 | 0 |
| DRAKE | | 0 | 0 | 0 | 0 | 0 | 0 | 0 | 0 | 0 | 0 | 0 | 0 | 0 | 0 | 0 | 0 |
| ILLINOIS-CHICAGO | | 0 | 0 | 0 | 0 | 0 | 0 | 0 | 0 | 0 | 0 | 0 | 0 | 0 | 0 | 0 | 0 |
| at Northern Iowa | | 0 | 0 | 0 | 0 | 0 | 0 | 0 | 0 | 0 | 0 | 0 | 0 | 0 | 0 | 0 | 0 |
| at MISSOURI ST | | 0 | 0 | 0 | 0 | 0 | 0 | 0 | 0 | 0 | 0 | 0 | 0 | 0 | 0 | 0 | 0 |
| ILLINOIS ST (I-74 rivalry) | | 0 | 0 | 0 | 0 | 0 | 0 | 0 | 0 | 0 | 0 | 0 | 0 | 0 | 0 | 0 | 0 |
| SOUTHERN ILLINOIS | | 0 | 0 | 0 | 0 | 0 | 0 | 0 | 0 | 0 | 0 | 0 | 0 | 0 | 0 | 0 | 0 |
| at Drake | | 0 | 0 | 0 | 0 | 0 | 0 | 0 | 0 | 0 | 0 | 0 | 0 | 0 | 0 | 0 | 0 |



#24 KYLE THOMAS

Forward | 6-10 | 230 | So. | Bolingbrook, IL | Transfer - Eastern Illinois | Major: Sports Communication

CAREER STATISTICS

| Season | GP-GS | Min/Avg | FG | FGA | FG% | 3FG | 3FGA | 3P% | FTM | FTA | FT% | *INDICATES SEASON AT EASTERN IL | | | | | | | | | | | | | |
|--------------|-------------|-----------------|-----------|------------|-------------|----------|-----------|-------------|-----------|-----------|-------------|---------------------------------|-----------|------------|------------|-----------|----------|-----------|-----------|-----------|----------|------------|------------|--|--|
| | | | | | | | | | | | | O | D | REB | AVG | PF | FO | AST | TO | BLK | STL | PTS | AVG | | |
| 2022-23 | 29-8 | 380/13.1 | 63 | 138 | 45.7 | 4 | 13 | 30.8 | 40 | 59 | 67.8 | 42 | 64 | 106 | 3.7 | 74 | 1 | 10 | 32 | 14 | 9 | 170 | 5.9 | | |
| 2023-24 | 1-0 | 3/2.8 | 0 | 1 | 0.0 | 0 | 0 | 0.0 | 0 | 0 | 0.0 | 0 | 0 | 0 | 0.0 | 0 | 0 | 0 | 0 | 0 | 0 | 0 | 0.0 | | |
| TOTAL | 30-8 | 380/13.1 | 63 | 138 | 45.7 | 4 | 13 | 30.8 | 40 | 59 | 67.8 | 42 | 64 | 106 | 3.7 | 74 | 1 | 10 | 32 | 14 | 9 | 170 | 5.9 | | |

2023-24 NOTES

- Basketball is something that runs in the Thomas family, Kyle being the son of former McDonald's All-American/Indiana standout Daryl Thomas and former DePaul WBB player Marta Thomas. His uncle was also a former NCAA D1 basketball player at Bradley university who played from 1978-79.
- Thomas, a transfer from in-state school Eastern Illinois. Played his high school ball at Benet Academy in Illinois, the same high school that fellow Bradley teammate Sam Hennessy attended.

PERSONAL

BIRTHDATE / BIRTHPLACE

Sept 30th, 2003 in Bolingbrook, IL

GET TO KNOW KYLE

A legacy athlete, his mother played bball at DePaul, father Daryl played bball at Indiana, and his uncle played bball here at Bradley from 1978-79

SEASON/CAREER BESTS

POINTS

S:
C: 16, 1/19/23 at Tennessee State

REBOUNDS

S:
C: 7, 2/9/23 vs UT-Martin

ASSISTS

S:
C: 2, 11/30/22 vs Northern Illinois

BLOCKED SHOTS

S:
C: 1, 14 times

STEALS

S:
C: 2, 2/9/23 vs UT-Martin

MINUTES

S:
C:

FIELD GOALS MADE

S:
C: 6, 1/19/23 at Tennessee State

3-POINT FIELD GOALS MADE

S:
C: 1, 4 times

FREE THROWS MADE

S:
C: 6, 2/9/23 vs UT-Martin

MISCELLANEOUS

LED TEAM IN SCORING

Season: 0 | Career: 0

LED TEAM IN REBOUNDING

Season: 0 | Career: 0

LED TEAM IN ASSISTS

Season: 0 | Career: 0

20+ POINTS

Season: 0 | Career: 0

10+ POINTS

Season: 0 | Career: 0

10+ REBOUNDS

Season: 0 | Career: 0

DOUBLE-DOUBLES

Season: 0 | Career: 0

2023-24 GAME-BY-GAME STATS

| Opponent | GS | Min | FG | FGA | 3FG | 3FGA | FT | FTA | OFF | DEF | REB | PF | AST | TO | BLK | STL | PTS |
|-------------------------------|-----|-----|----|-----|-----|------|----|-----|-----|-----|-----|----|-----|----|-----|-----|-----|
| at UAB | DNP | | 0 | 0 | 0 | 0 | 0 | 0 | 0 | 0 | 0 | 0 | 0 | 0 | 0 | 0 | 0 |
| UTAH ST. | DNP | | 0 | 0 | 0 | 0 | 0 | 0 | 0 | 0 | 0 | 0 | 0 | 0 | 0 | 0 | 0 |
| TARLETON ST (SoCal) | 2 | 0 | 1 | 0 | 0 | 0 | 0 | 0 | 0 | 0 | 0 | 0 | 0 | 0 | 0 | 0 | 0 |
| Tulane (SoCal) | DNP | | 0 | 0 | 0 | 0 | 0 | 0 | 0 | 0 | 0 | 0 | 0 | 0 | 0 | 0 | 0 |
| Cal/UTEP (SoCal) | DNP | | 0 | 0 | 0 | 0 | 0 | 0 | 0 | 0 | 0 | 0 | 0 | 0 | 0 | 0 | 0 |
| VERMONT | DNP | | 0 | 0 | 0 | 0 | 0 | 0 | 0 | 0 | 0 | 0 | 0 | 0 | 0 | 0 | 0 |
| at Murray St | DNP | | 0 | 0 | 0 | 0 | 0 | 0 | 0 | 0 | 0 | 0 | 0 | 0 | 0 | 0 | 0 |
| INDIANA ST. | DNP | | 0 | 0 | 0 | 0 | 0 | 0 | 0 | 0 | 0 | 0 | 0 | 0 | 0 | 0 | 0 |
| at Akron | 0 | 0 | 0 | 0 | 0 | 0 | 0 | 0 | 0 | 0 | 0 | 0 | 0 | 0 | 0 | 0 | 0 |
| CLEVELAND ST. | 0 | 0 | 0 | 0 | 0 | 0 | 0 | 0 | 0 | 0 | 0 | 0 | 0 | 0 | 0 | 0 | 0 |
| DUQUESNE (Akron) | 0 | 0 | 0 | 0 | 0 | 0 | 0 | 0 | 0 | 0 | 0 | 0 | 0 | 0 | 0 | 0 | 0 |
| SIUE | 0 | 0 | 0 | 0 | 0 | 0 | 0 | 0 | 0 | 0 | 0 | 0 | 0 | 0 | 0 | 0 | 0 |
| TRUMAN ST | 0 | 0 | 0 | 0 | 0 | 0 | 0 | 0 | 0 | 0 | 0 | 0 | 0 | 0 | 0 | 0 | 0 |
| at Valparaiso | 0 | 0 | 0 | 0 | 0 | 0 | 0 | 0 | 0 | 0 | 0 | 0 | 0 | 0 | 0 | 0 | 0 |
| MISSOURI ST. | 0 | 0 | 0 | 0 | 0 | 0 | 0 | 0 | 0 | 0 | 0 | 0 | 0 | 0 | 0 | 0 | 0 |
| EVANSVILLE | 0 | 0 | 0 | 0 | 0 | 0 | 0 | 0 | 0 | 0 | 0 | 0 | 0 | 0 | 0 | 0 | 0 |
| at Illinois-Chicago | 0 | 0 | 0 | 0 | 0 | 0 | 0 | 0 | 0 | 0 | 0 | 0 | 0 | 0 | 0 | 0 | 0 |
| at Southern Illinois | 0 | 0 | 0 | 0 | 0 | 0 | 0 | 0 | 0 | 0 | 0 | 0 | 0 | 0 | 0 | 0 | 0 |
| BELMONT | 0 | 0 | 0 | 0 | 0 | 0 | 0 | 0 | 0 | 0 | 0 | 0 | 0 | 0 | 0 | 0 | 0 |
| MURRAY ST. | 0 | 0 | 0 | 0 | 0 | 0 | 0 | 0 | 0 | 0 | 0 | 0 | 0 | 0 | 0 | 0 | 0 |
| at Indiana St. | 0 | 0 | 0 | 0 | 0 | 0 | 0 | 0 | 0 | 0 | 0 | 0 | 0 | 0 | 0 | 0 | 0 |
| NORTHERN IOWA | 0 | 0 | 0 | 0 | 0 | 0 | 0 | 0 | 0 | 0 | 0 | 0 | 0 | 0 | 0 | 0 | 0 |
| at Illinois St (I-74 rivalry) | 0 | 0 | 0 | 0 | 0 | 0 | 0 | 0 | 0 | 0 | 0 | 0 | 0 | 0 | 0 | 0 | 0 |
| at Evansville | 0 | 0 | 0 | 0 | 0 | 0 | 0 | 0 | 0 | 0 | 0 | 0 | 0 | 0 | 0 | 0 | 0 |
| DRAKE | 0 | 0 | 0 | 0 | 0 | 0 | 0 | 0 | 0 | 0 | 0 | 0 | 0 | 0 | 0 | 0 | 0 |
| ILLINOIS-CHICAGO | 0 | 0 | 0 | 0 | 0 | 0 | 0 | 0 | 0 | 0 | 0 | 0 | 0 | 0 | 0 | 0 | 0 |
| at Northern Iowa | 0 | 0 | 0 | 0 | 0 | 0 | 0 | 0 | 0 | 0 | 0 | 0 | 0 | 0 | 0 | 0 | 0 |
| at MISSOURI ST | 0 | 0 | 0 | 0 | 0 | 0 | 0 | 0 | 0 | 0 | 0 | 0 | 0 | 0 | 0 | 0 | 0 |
| ILLINOIS ST (I-74 rivalry) | 0 | 0 | 0 | 0 | 0 | 0 | 0 | 0 | 0 | 0 | 0 | 0 | 0 | 0 | 0 | 0 | 0 |
| SOUTHERN ILLINOIS | 0 | 0 | 0 | 0 | 0 | 0 | 0 | 0 | 0 | 0 | 0 | 0 | 0 | 0 | 0 | 0 | 0 |
| at Drake | 0 | 0 | 0 | 0 | 0 | 0 | 0 | 0 | 0 | 0 | 0 | 0 | 0 | 0 | 0 | 0 | 0 |



#25 GOANAR BILIEW

Forward | 6-8 | 240 | Sr. | Denison, Iowa | Des Moines Area Community College | Major: Psychology

CAREER STATISTICS

*INDICATES JUCO SEASON

| Season | GP-GS | Min/Avg | FG | FGA | FG% | 3FG | 3FGA | 3P% | FTM | FTA | FT% | O | D | REB | AVG | PF | FO | AST | TO | BLK | STL | PTS | AVG |
|----------|-------|----------|-----|-----|------|-----|------|------|-----|-----|------|----|-----|-----|-----|----|----|-----|----|-----|-----|-----|------|
| 2020-21* | 22-3 | 288/13.1 | 46 | 81 | 56.8 | 1 | 2 | 50.0 | 35 | 59 | 59.3 | 17 | 53 | 70 | 3.2 | 42 | 0 | 4 | 35 | 22 | 4 | 128 | 5.8 |
| 2021-22* | 36-36 | 803/22.3 | 169 | 272 | 62.1 | 2 | 7 | 28.6 | 102 | 139 | 73.4 | 59 | 187 | 246 | 6.8 | 82 | 5 | 21 | 59 | 71 | 19 | 442 | 12.2 |
| 2022-23 | 12-0 | 77/6.4 | 5 | 9 | 55.6 | 0 | 0 | 0.0 | 7 | 10 | 70.0 | 3 | 10 | 13 | 1.1 | 8 | 0 | 4 | 1 | 0 | 1 | 17 | 1.4 |
| 2023-24 | 1-0 | 1/1 | 0 | 0 | 0.0 | 0 | 0 | 0.0 | 0 | 0 | 0.0 | 0 | 0 | 0 | 0.0 | 0 | 0 | 0 | 0 | 0 | 0 | 0 | 0.0 |
| TOTAL | 13-0 | 77/6.4 | 5 | 9 | 55.6 | 0 | 0 | 0.0 | 7 | 10 | 70.0 | 3 | 10 | 13 | 1.1 | 8 | 0 | 4 | 1 | 0 | 1 | 17 | 1.4 |

PERSONAL

BIRTHDATE / BIRTHPLACE

1/30/02, Omaha, NE

GET TO KNOW GOANAR

Goanar hopes to become a pro basketball player, his plan B is to be a zoologist. His brother is Omaha is a 5-star player for Iowa State University

SEASON/CAREER BESTS

POINTS

S:
C: 4, 11/22/22 vs Auburn

REBOUNDS

S:
C: 3, 11/11/22 at Utah State

ASSISTS

S:
C: 3, 11/22/22 at Utah State

BLOCKED SHOTS

S:
C:

STEALS

S:
C:

MINUTES

S:
C: 22, 11/22/22 at Utah State

FIELD GOALS MADE

S:
C: 2, 11/7/22 vs WI-Parkside

3-POINT FIELD GOALS MADE

S:
C:

FREE THROWS MADE

S:
C: 2, 3/14/23 at Utah State

MISCELLANEOUS

LED TEAM IN SCORING

Season: 0 | Career: 0

LED TEAM IN REBOUNDING

Season: 0 | Career: 0

LED TEAM IN ASSISTS

Season: 0 | Career: 0

20+ POINTS

Season: 0 | Career: 0

10+ POINTS

Season: 0 | Career: 0

10+ REBOUNDS

Season: 0 | Career: 0

DOUBLE-DOUBLES

Season: 0 | Career: 0

CAREER HONORS


- 2021-22 national champion with DMACC, earned NJCAA All-Region XI First Team honors averaging 12.3 ppg, 6.8 rpg, and 1.4 bpg.

2023-24 NOTES

- Has eight other siblings and is the middle child of nine, named Nyaliam, Chuol, Nhial, Kuong, Omaha, Victoria and Rachel.
- While at DMACC, Goanar appeared in two-straight NJACC Final Fours, went 49-13 in his time at DMACC.
- Goanar is a first generation college student-athlete in his family.
- Biliew's first language was Sudanese.

2023-24 GAME-BY-GAME STATS

| Opponent | GS | Min | FG | FGA | 3FG | 3FGA | FT | FTA | OFF | DEF | REB | PF | AST | TO | BLK | STL | PTS |
|-------------------------------|-----|-----|----|-----|-----|------|----|-----|-----|-----|-----|----|-----|----|-----|-----|-----|
| at UAB | DNP | | 0 | 0 | 0 | 0 | 0 | 0 | 0 | 0 | 0 | 0 | 0 | 0 | 0 | 0 | 0 |
| UTAH ST. | DNP | | 0 | 0 | 0 | 0 | 0 | 0 | 0 | 0 | 0 | 0 | 0 | 0 | 0 | 0 | 0 |
| TARLETON ST (SoCal) | 1 | 0 | 0 | 0 | 0 | 0 | 0 | 0 | 0 | 0 | 0 | 0 | 0 | 0 | 0 | 0 | 0 |
| Tulane (SoCal) | DNP | | 0 | 0 | 0 | 0 | 0 | 0 | 0 | 0 | 0 | 0 | 0 | 0 | 0 | 0 | 0 |
| Cal/UTEP (SoCal) | DNP | | 0 | 0 | 0 | 0 | 0 | 0 | 0 | 0 | 0 | 0 | 0 | 0 | 0 | 0 | 0 |
| VERMONT | DNP | | 0 | 0 | 0 | 0 | 0 | 0 | 0 | 0 | 0 | 0 | 0 | 0 | 0 | 0 | 0 |
| at Murray St | DNP | | 0 | 0 | 0 | 0 | 0 | 0 | 0 | 0 | 0 | 0 | 0 | 0 | 0 | 0 | 0 |
| INDIANA ST. | DNP | | 0 | 0 | 0 | 0 | 0 | 0 | 0 | 0 | 0 | 0 | 0 | 0 | 0 | 0 | 0 |
| at Akron | 0 | 0 | 0 | 0 | 0 | 0 | 0 | 0 | 0 | 0 | 0 | 0 | 0 | 0 | 0 | 0 | 0 |
| CLEVELAND ST. | 0 | 0 | 0 | 0 | 0 | 0 | 0 | 0 | 0 | 0 | 0 | 0 | 0 | 0 | 0 | 0 | 0 |
| DUQUESNE (Akron) | 0 | 0 | 0 | 0 | 0 | 0 | 0 | 0 | 0 | 0 | 0 | 0 | 0 | 0 | 0 | 0 | 0 |
| SIUE | 0 | 0 | 0 | 0 | 0 | 0 | 0 | 0 | 0 | 0 | 0 | 0 | 0 | 0 | 0 | 0 | 0 |
| TRUMAN ST | 0 | 0 | 0 | 0 | 0 | 0 | 0 | 0 | 0 | 0 | 0 | 0 | 0 | 0 | 0 | 0 | 0 |
| at Valparaiso | 0 | 0 | 0 | 0 | 0 | 0 | 0 | 0 | 0 | 0 | 0 | 0 | 0 | 0 | 0 | 0 | 0 |
| MISSOURI ST. | 0 | 0 | 0 | 0 | 0 | 0 | 0 | 0 | 0 | 0 | 0 | 0 | 0 | 0 | 0 | 0 | 0 |
| EVANSVILLE | 0 | 0 | 0 | 0 | 0 | 0 | 0 | 0 | 0 | 0 | 0 | 0 | 0 | 0 | 0 | 0 | 0 |
| at Illinois-Chicago | 0 | 0 | 0 | 0 | 0 | 0 | 0 | 0 | 0 | 0 | 0 | 0 | 0 | 0 | 0 | 0 | 0 |
| at Southern Illinois | 0 | 0 | 0 | 0 | 0 | 0 | 0 | 0 | 0 | 0 | 0 | 0 | 0 | 0 | 0 | 0 | 0 |
| BELMONT | 0 | 0 | 0 | 0 | 0 | 0 | 0 | 0 | 0 | 0 | 0 | 0 | 0 | 0 | 0 | 0 | 0 |
| MURRAY ST. | 0 | 0 | 0 | 0 | 0 | 0 | 0 | 0 | 0 | 0 | 0 | 0 | 0 | 0 | 0 | 0 | 0 |
| at Indiana St. | 0 | 0 | 0 | 0 | 0 | 0 | 0 | 0 | 0 | 0 | 0 | 0 | 0 | 0 | 0 | 0 | 0 |
| NORTHERN IOWA | 0 | 0 | 0 | 0 | 0 | 0 | 0 | 0 | 0 | 0 | 0 | 0 | 0 | 0 | 0 | 0 | 0 |
| at Illinois St (I-74 rivalry) | 0 | 0 | 0 | 0 | 0 | 0 | 0 | 0 | 0 | 0 | 0 | 0 | 0 | 0 | 0 | 0 | 0 |
| at Evansville | 0 | 0 | 0 | 0 | 0 | 0 | 0 | 0 | 0 | 0 | 0 | 0 | 0 | 0 | 0 | 0 | 0 |
| DRAKE | 0 | 0 | 0 | 0 | 0 | 0 | 0 | 0 | 0 | 0 | 0 | 0 | 0 | 0 | 0 | 0 | 0 |
| ILLINOIS-CHICAGO | 0 | 0 | 0 | 0 | 0 | 0 | 0 | 0 | 0 | 0 | 0 | 0 | 0 | 0 | 0 | 0 | 0 |
| at Northern Iowa | 0 | 0 | 0 | 0 | 0 | 0 | 0 | 0 | 0 | 0 | 0 | 0 | 0 | 0 | 0 | 0 | 0 |
| at MISSOURI ST | 0 | 0 | 0 | 0 | 0 | 0 | 0 | 0 | 0 | 0 | 0 | 0 | 0 | 0 | 0 | 0 | 0 |
| ILLINOIS ST (I-74 rivalry) | 0 | 0 | 0 | 0 | 0 | 0 | 0 | 0 | 0 | 0 | 0 | 0 | 0 | 0 | 0 | 0 | 0 |
| SOUTHERN ILLINOIS | 0 | 0 | 0 | 0 | 0 | 0 | 0 | 0 | 0 | 0 | 0 | 0 | 0 | 0 | 0 | 0 | 0 |
| at Drake | 0 | 0 | 0 | 0 | 0 | 0 | 0 | 0 | 0 | 0 | 0 | 0 | 0 | 0 | 0 | 0 | 0 |



#34 CONNOR LINKE

Forward | 6-9 | 240 | Sr. | St. Charles, Ill. | St. Charles North High School | Major: Mechanical Engineering

CAREER STATISTICS

| Season | GP-GS | Min/Avg | FG | FGA | FG% | 3FG | 3FGA | 3P% | FTM | FTA | FT% | O | D | REB | AVG | PF | FO | AST | TO | BLK | STL | PTS | AVG |
|--------------|-------------|-----------|----------|-----------|-------------|----------|----------|------------|----------|-----------|-------------|-----------|-----------|-----------|------------|-----------|----------|-----------|-----------|----------|----------|-----------|------------|
| 2020-21 | 14-0 | 104/7.4 | 6 | 12 | 50.0 | 0 | 0 | 0.0 | 4 | 5 | 80.0 | 10 | 14 | 24 | 1.7 | 10 | 0 | 5 | 4 | 2 | 3 | 16 | 1.1 |
| 2021-22 | 11-0 | 29/7.6 | 2 | 4 | 50.0 | 0 | 0 | 0.0 | 3 | 4 | 75.0 | 4 | 5 | 9 | 0.8 | 4 | 0 | 1 | 2 | 0 | 0 | 7 | 0.6 |
| 2022-23 | 17-0 | 78/4.6 | 1 | 5 | 20.0 | 0 | 0 | 0.0 | 1 | 5 | 20.0 | 5 | 9 | 14 | 0.8 | 16 | 1 | 6 | 10 | 0 | 1 | 3 | 0.2 |
| 2023-24 | 1-0 | 1/1 | 0 | 0 | 0.0 | 0 | 0 | 0.0 | 0 | 0 | 0.0 | 0 | 0 | 0 | 0.0 | 0 | 0 | 0 | 0 | 0 | 0 | 0 | 0.0 |
| TOTAL | 42-0 | -- | 9 | 21 | 42.9 | 0 | 0 | 0.0 | 8 | 14 | 57.1 | 19 | 28 | 47 | 1.1 | 30 | 1 | 12 | 16 | 2 | 4 | 26 | 0.6 |

PERSONAL

BIRTHDATE / BIRTHPLACE
July 5, 2002 in St. Charles, Ill.

GET TO KNOW CONNOR
Mom played volleyball at current Missouri Valley rival Valparaiso

SEASON/CAREER BESTS

POINTS
S:
C: 5, 2/18/21 vs. Illinois State

REBOUNDS
S:
C: 5, 2/27/21 vs Drake

ASSISTS
S:
C: 3, 11/26/22 vs Merrimack

BLOCKED SHOTS
S:
C: 1, 2/27/21 vs. Drake

STEALS
S:
C: 2, at Missouri State, 2/13/21

MINUTES
S:
C: 18, vs. Drake, 2/27/21

FIELD GOALS MADE
S:
C: 2, vs. Illinois State, 2/18/21

3-POINT FIELD GOALS MADE
S:
C:

FREE THROWS MADE
S: NA
C: 2, 1/12/22 vs Evansville

MISCELLANEOUS

LED TEAM IN SCORING
Season: 0 | Career: 0

LED TEAM IN REBOUNDING
Season: 0 | Career: 0

LED TEAM IN ASSISTS
Season: 0 | Career: 0

20+ POINTS
Season: 0 | Career: 0

10+ POINTS
Season: 0 | Career: 0

10+ REBOUNDS
Season: 0 | Career: 0

DOUBLE-DOUBLES
Season: 0 | Career: 0

2023-24 NOTES

- Entering his senior year, Linke has been the ultimate glue guy in practice and instrumental in bringing the newcomers up to speed in Bradley's system.
- During the 2022-23 season, Linke recorded 16 minutes of action against national ranked Auburn while the Braves dealt with injury problems to multiple forwards.

2023-24 GAME-BY-GAME STATS

| Opponent | GS | Min | FG | FGA | 3FG | 3FGA | FT | FTA | OFF | DEF | REB | PF | AST | TO | BLK | STL | PTS |
|-------------------------------|-----|-----|----|-----|-----|------|----|-----|-----|-----|-----|----|-----|----|-----|-----|-----|
| at UAB | DNP | | 0 | 0 | 0 | 0 | 0 | 0 | 0 | 0 | 0 | 0 | 0 | 0 | 0 | 0 | 0 |
| UTAH ST. | DNP | | 0 | 0 | 0 | 0 | 0 | 0 | 0 | 0 | 0 | 0 | 0 | 0 | 0 | 0 | 0 |
| TARLETON ST (SoCal) | 1 | | 0 | 0 | 0 | 0 | 0 | 0 | 0 | 0 | 0 | 0 | 0 | 0 | 0 | 0 | 0 |
| Tulane (SoCal) | DNP | | 0 | 0 | 0 | 0 | 0 | 0 | 0 | 0 | 0 | 0 | 0 | 0 | 0 | 0 | 0 |
| Cal/UTEP (SoCal) | DNP | | 0 | 0 | 0 | 0 | 0 | 0 | 0 | 0 | 0 | 0 | 0 | 0 | 0 | 0 | 0 |
| VERMONT | DNP | | 0 | 0 | 0 | 0 | 0 | 0 | 0 | 0 | 0 | 0 | 0 | 0 | 0 | 0 | 0 |
| at Murray St | DNP | | 0 | 0 | 0 | 0 | 0 | 0 | 0 | 0 | 0 | 0 | 0 | 0 | 0 | 0 | 0 |
| INDIANA ST. | DNP | | 0 | 0 | 0 | 0 | 0 | 0 | 0 | 0 | 0 | 0 | 0 | 0 | 0 | 0 | 0 |
| at Akron | | | 0 | 0 | 0 | 0 | 0 | 0 | 0 | 0 | 0 | 0 | 0 | 0 | 0 | 0 | 0 |
| CLEVELAND ST. | | | 0 | 0 | 0 | 0 | 0 | 0 | 0 | 0 | 0 | 0 | 0 | 0 | 0 | 0 | 0 |
| DUQUESNE (Akron) | | | 0 | 0 | 0 | 0 | 0 | 0 | 0 | 0 | 0 | 0 | 0 | 0 | 0 | 0 | 0 |
| SIUE | | | 0 | 0 | 0 | 0 | 0 | 0 | 0 | 0 | 0 | 0 | 0 | 0 | 0 | 0 | 0 |
| TRUMAN ST | | | 0 | 0 | 0 | 0 | 0 | 0 | 0 | 0 | 0 | 0 | 0 | 0 | 0 | 0 | 0 |
| at Valparaiso | | | 0 | 0 | 0 | 0 | 0 | 0 | 0 | 0 | 0 | 0 | 0 | 0 | 0 | 0 | 0 |
| MISSOURI ST. | | | 0 | 0 | 0 | 0 | 0 | 0 | 0 | 0 | 0 | 0 | 0 | 0 | 0 | 0 | 0 |
| EVANSVILLE | | | 0 | 0 | 0 | 0 | 0 | 0 | 0 | 0 | 0 | 0 | 0 | 0 | 0 | 0 | 0 |
| at Illinois-Chicago | | | 0 | 0 | 0 | 0 | 0 | 0 | 0 | 0 | 0 | 0 | 0 | 0 | 0 | 0 | 0 |
| at Southern Illinois | | | 0 | 0 | 0 | 0 | 0 | 0 | 0 | 0 | 0 | 0 | 0 | 0 | 0 | 0 | 0 |
| BELMONT | | | 0 | 0 | 0 | 0 | 0 | 0 | 0 | 0 | 0 | 0 | 0 | 0 | 0 | 0 | 0 |
| MURRAY ST. | | | 0 | 0 | 0 | 0 | 0 | 0 | 0 | 0 | 0 | 0 | 0 | 0 | 0 | 0 | 0 |
| at Indiana St. | | | 0 | 0 | 0 | 0 | 0 | 0 | 0 | 0 | 0 | 0 | 0 | 0 | 0 | 0 | 0 |
| NORTHERN IOWA | | | 0 | 0 | 0 | 0 | 0 | 0 | 0 | 0 | 0 | 0 | 0 | 0 | 0 | 0 | 0 |
| at Illinois St (I-74 rivalry) | | | 0 | 0 | 0 | 0 | 0 | 0 | 0 | 0 | 0 | 0 | 0 | 0 | 0 | 0 | 0 |
| at Evansville | | | 0 | 0 | 0 | 0 | 0 | 0 | 0 | 0 | 0 | 0 | 0 | 0 | 0 | 0 | 0 |
| DRAKE | | | 0 | 0 | 0 | 0 | 0 | 0 | 0 | 0 | 0 | 0 | 0 | 0 | 0 | 0 | 0 |
| ILLINOIS-CHICAGO | | | 0 | 0 | 0 | 0 | 0 | 0 | 0 | 0 | 0 | 0 | 0 | 0 | 0 | 0 | 0 |
| at Northern Iowa | | | 0 | 0 | 0 | 0 | 0 | 0 | 0 | 0 | 0 | 0 | 0 | 0 | 0 | 0 | 0 |
| at MISSOURI ST | | | 0 | 0 | 0 | 0 | 0 | 0 | 0 | 0 | 0 | 0 | 0 | 0 | 0 | 0 | 0 |
| ILLINOIS ST (I-74 rivalry) | | | 0 | 0 | 0 | 0 | 0 | 0 | 0 | 0 | 0 | 0 | 0 | 0 | 0 | 0 | 0 |
| SOUTHERN ILLINOIS | | | 0 | 0 | 0 | 0 | 0 | 0 | 0 | 0 | 0 | 0 | 0 | 0 | 0 | 0 | 0 |
| at Drake | | | 0 | 0 | 0 | 0 | 0 | 0 | 0 | 0 | 0 | 0 | 0 | 0 | 0 | 0 | 0 |



#12 CADE HARDTKE

Guard | 6-2 | 190 | Jr. | Lombard, Ill. | Glenbard South High School | Major: Construction Management

CAREER STATISTICS

| Season | GP-GS | Min/Avg | FG | FGA | FG% | 3FG | 3FGA | 3P% | FTM | FTA | FT% | O | D | REB | AVG | PF | FO | AST | TO | BLK | STL | PTS | AVG |
|---------|-------|---------|----|-----|-----|-----|------|-----|-----|-----|-----|---|---|-----|-----|----|----|-----|----|-----|-----|-----|-----|
| 2022-23 | 9-0 | 13/1.4 | 1 | 4 | 0.0 | 0 | 1 | 0.0 | 0 | 0 | 0.0 | 1 | 0 | 1 | 0.1 | 0 | 0 | 1 | 1 | 0 | 0 | 2 | 0.2 |
| 2023-24 | 1-0 | 1/1 | 0 | 0 | 0.0 | 0 | 0 | 0.0 | 0 | 0 | 0.0 | 0 | 0 | 0 | 0.0 | 0 | 0 | 0 | 0 | 0 | 0 | 0 | 0.0 |

2023-24 NOTES

- Walked on as a true freshmen, did not appear in game action until 2022-23. Made first career points vs Murray State. Co-hosts "Towel Boys Podcast with fellow walk-on Sam Hennessy

PERSONAL

BIRTHDATE / BIRTHPLACE

March 12, 2003 in Downers Grove, Ill.

GET TO KNOW CADE

Was in concert choir all four years in high school

CAREER BESTS

POINTS

2, 2/11/23 vs Murray State

ASSISTS

1, 1/11/23 vs Evansville

STEALS

n/a

REBOUNDS

1, 11/22/22 vs Auburn

BLOCKED SHOTS

n/a

MINUTES

2, 2/11/23 vs Murray State



#13 SAM HENNESSY

Guard | 6-2 | 180 | So. | Naperville, Ill. | Benet Academy | Major: Management & Leadership

CAREER STATISTICS

| Season | GP-GS | Min/Avg | FG | FGA | FG% | 3FG | 3FGA | 3P% | FTM | FTA | FT% | O | D | REB | AVG | PF | FO | AST | TO | BLK | STL | PTS | AVG |
|---------|-------|---------|----|-----|-------|-----|------|-------|-----|-----|-----|---|---|-----|-----|----|----|-----|----|-----|-----|-----|-----|
| 2022-23 | 6-0 | 7/1.2 | 1 | 1 | 1.000 | 1 | 1 | 1.000 | 0 | 0 | 0.0 | 0 | 0 | 0 | 0.0 | 1 | 0 | 0 | 1 | 0 | 0 | 3 | 0.5 |
| 2023-24 | 1-0 | 1/1 | 0 | 0 | 0.0 | 0 | 0 | 0.0 | 0 | 0 | 0.0 | 0 | 0 | 0 | 0.0 | 0 | 0 | 0 | 0 | 0 | 0 | 0 | 0.0 |

2023-24 NOTES

- Walked on as a true freshmen, did not appear in game action until 2022-23. Made first career points vs Murray State. Co-hosts "Towel Boys Podcast with fellow walk-on Cade Hardtke. His uncle is the team doctor for the Chicago White Sox.

PERSONAL

BIRTHDATE / BIRTHPLACE

Jan. 1, 2003 in Hinsdale, Ill.

GET TO KNOW SAM

Is a big fan of disc golf and started a club for the sport in high school

CAREER BESTS

POINTS

3, 2/11/23 vs Murray State

ASSISTS

n/a

STEALS

n/a

REBOUNDS

n/a

BLOCKED SHOTS

n/a

MINUTES

2, 2/11/23 vs Murray State