



DEPAUL

Records

# ★ SINGLE-GAME RECORDS

**TEAM SINGLE-GAME**

**Points**

1.	125	Loyola Marymount	1/5/92
2.	122	Loyola Marymount	1/14/89
3.	120	American	12/14/88
	120	Western Ontario	1/10/66
5.	118	Marshall	1/14/76
	118	Western Ontario	1/9/65
7.	117	Florida International	12/29/90
8.	115	Loyola Marymount	12/23/88
9.	114	Chicago State	1/14/10
	114	at American-Puerto Rico	11/25/99
	114	Aquinas	2/17/67
	114	Christian Brothers	12/11/65

**Points Allowed**

1.	111	Loyola Marymount	12/23/88
2.	109	Cincinnati	2/5/98
3.	108	vs. Oklahoma	12/23/92
	108	Loyola Marymount	1/14/89
	108	UCLA	11/25/78
6.	107	at Syracuse	3/5/11
	107	at Marshall	1/29/74
	107	at Providence	12/23/72
	107	Notre Dame	2/13/71
	107	Detroit	2/24/68

**Fewest Points Scored**

1.	8	YMCA College	1924-25
2.	10	St. Viator's	1927-28
3.	11	Saint Louis	1924-25
	11	St. Mary's (Minn.)	1923-24
5.	12	at St. Viator's	1930-31
	12	at St. Ambrose	1/19/28
	12	Loras	1926-27
	12	at Northern Illinois	1924-25
10.	13	at Valparaiso	1924-25
	13	at Valparaiso	1924-25

**Fewest Points (since 1950)**

1.	36	at Northwestern	12/6/08
2.	38	at Cincinnati	2/21/98
3.	39	at Northwestern	11/14/06
4.	40	at Georgetown	3/7/09
5.	41	at Saint Louis	2/15/98
	41	at Georgetown	11/30/96
7.	42	at Butler	2/29/20
	42	vs. Missouri	11/24/97
	42	at Indiana	12/17/76
10.	43	at Villanova	1/25/22
	43	at Old Dominion	12/17/05
	43	at Temple	12/13/97
	43	at Cincinnati	1/29/94

**Fewest Points (since 1985-shot clock)**

1.	36	at Northwestern	12/6/08
2.	38	at Cincinnati	2/21/98
3.	39	at Northwestern	11/14/06
4.	40	at Georgetown	3/7/09
5.	41	at Saint Louis	2/15/98
	41	at Georgetown	11/30/96
7.	42	at Butler	2/29/20
	42	at Missouri	11/24/97
9.	43	at Villanova	1/25/22
	43	at Old Dominion	12/17/05
	43	at Louisville	1/22/03
	43	at Temple	12/13/97
	43	at Cincinnati	1/29/94

**Fewest Points Allowed**

1.	2	Chicago Chiropractic	1923-24
2.	9	Beloit	1934-35
	9	at Northern Illinois	1924-25
	9	Luther	1923-24
5.	10	at Loras	1923-24
6.	11	Illinois Wesleyan	1937-38
	11	Nebraska	1933-34
	11	Elmhurst	1924-25
9.	13	at St. Viator's	1930-31
	13	Saint Louis	1926-27
	13	Saint Louis	1926-27
	13	Hamilton Club	1923-24

**Fewest Points Allowed (since 1950)**

1.	22	Quincy	12/14/54
2.	29	Pan American	3/6/84
3.	32	at Ft. Sheridan	2/18/52
4.	35	at Marquette	2/16/00
5.	36	Ripon	11/27/53
6.	37	at Rutgers	1/13/07
	37	Chico State	12/3/84
8.	39	Davidson	11/26/82
	39	Baldwin-Wallace	12/14/66
10.	41	Eastern Illinois	11/17/06
	41	Seton Hall	12/28/02
	41	Evansville	2/4/86

**Fewest Points Allowed (since 1985 - shot clock)**

1.	35	at Marquette	2/16/00
2.	37	at Rutgers	1/13/07
3.	38	Chicago State	12/1/98
4.	41	Evansville	2/4/86
	41	Seton Hall	12/28/02
	41	Eastern Illinois	11/17/06
7.	43	Nicholls State	12/9/99
8.	43	Saint Louis	12/19/00
9.	44	at Indiana State	2/19/86
10.	44	UNC Wilmington	12/2/86
	44	at Tulane	2/17/01

**Largest Margin of Victory**

1.	74	Western Ontario	1/9/65
2.	69	Western Ontario	1/10/66
3.	62	Chicago Teachers	1943-44
4.	56	Marshall	2/14/76
	56	Arkansas State	12/17/45
6.	55	Milwaukee	12/4/53
7.	53	Milwaukee	1/7/52
8.	52	Chicago	1943-44
	52	at Vaughan Hospital	1944-45
	52	Lewis	1/19/54
	52	Florida International	12/29/90

**Largest Margin of Defeat**

1.	48	at Syracuse	3/11/11
2.	45	at Louisville	2/15/09
3.	44	at Old Dominion	12/17/05
4.	40	at Villanova	1/13/71
	40	at Cincinnati	3/11/60
6.	38	at Providence	3/7/20
	38	at Kentucky	12/20/51
	38	at Illinois	12/20/48
	38	at Northwestern	12/17/22
10.	37	at Cincinnati	2/1/97

**Largest Combined Score**

1.	230	Loyola Marymount	1/14/89
2.	226	Loyola Marymount	12/23/88

3.	218	Loyola Marymount	1/5/92
	218	Detroit (20T)	2/24/68
5.	205	American	12/14/88
6.	203	at Marshall	1/29/75
7.	202	vs. Oklahoma	12/23/92
8.	201	Samford	11/30/22
9.	200	at Loyola-Chicago	2/28/81
	200	at Loyola-Chicago	3/5/79

**Smallest Combined Score (since 1950)**

1.	81	at Oklahoma State	1/4/50
2.	87	vs. Missouri	11/24/97
3.	88	at Northwestern	11/14/06
	88	at Ft. Sheridan	2/18/52
5.	89	Fordham	2/7/90
	89	Princeton	1/25/84
7.	92	Alabama State	11/17/97
	92	at Indiana State	2/19/86
	92	Princeton	1/26/83
	92	at Indiana	12/17/76

**Field Goals Made**

1.	54	Loyola Marymount	1/5/92
----	----	------------------	--------

**Field Goals Attempted**

1.	98	Loyola Marymount	1/5/92
----	----	------------------	--------

**3-Point Field Goals Made**

1.	18	Samford	11/30/02
2.	16	Syracuse	3/2/06

**3-Point Field Goal Attempts**

1.	34	Samford	11/30/02
2.	33	Northwestern	12/6/97
	33	Temple	1/20/01
	33	North Carolina A&T	11/24/07
	33	Villanova	2/25/09

**3-Point Field Goal Percentage (min. 7 attempts)**

1.	.700	Texas A&M Corpus Christi	11/28/07
2.	.650	Chicago State	12/17/16
3.	.625	Two times	

**Free Throws Made**

1.	40	Northeastern Illinois	12/4/91
----	----	-----------------------	---------

**Free Throw Attempts**

1.	51	Northeastern Illinois	12/4/91
----	----	-----------------------	---------

**Free Throw Percentage (min. 10 attempts)**

1.	1.000	Minnesota	11/24/11
2.	.957	Coastal Carolina	3/27/19
3.	.950	vs. Oregon	11/24/17

**Rebounds**

1.	62	Maine	1/5/94
----	----	-------	--------

**Assists**

1.	39	Youngstown State	11/25/01
----	----	------------------	----------

**Blocked Shots**

1.	14	Dayton	2/7/87
2.	13	St. John's	2/14/23

**Steals**

1.	20	Florida International	11/29/90
----	----	-----------------------	----------

**INDIVIDUAL SINGLE-GAME****Points**

1.	53	George Mikan	Rhode Island	3/21/45
2.	47	Stanley Brundy	Loyola Marymount	12/23/88
	47	Mark Aguirre	Maine	1/6/81
4.	46	Dave Corzine	Louisville	3/17/78
5.	45	Mark Aguirre	Loyola-Chicago	3/5/79
6.	43	Max Strus	St. John's	3/3/19
	43	Howie Carl	Marquette	12/23/60
8.	41	Stanley Brundy	Loyola Marymount	1/14/89
	41	Mark Aguirre	Loyola-Chicago	2/23/80
10.	40	Sammy Mejia	Northwestern State	12/29/06
	40	David Booth	UCLA	12/15/90
	40	Mark Aguirre	Illinois State	3/1/80
	40	Mark Aguirre	LaSalle	2/18/80

**FG Made**

1.	21	Stanley Brundy	Loyola Marymount	12/23/88
	21	Mark Aguirre	Loyola-Chicago	3/5/79
	21	George Mikan	Rhode Island	3/21/45
4.	17	Stanley Brundy	Loyola Marymount	1/14/89
	17	Mark Aguirre	Wichita State	12/13/78
6.	16	Mark Aguirre	Northwestern Illinois	12/2/78
7.	15	David Jones	at Louisville	12/10/21
	15	Max Strus	Longwood	3/25/19
	15	David Booth	Loyola Marymount	1/5/92
	15	David Booth	Louisville	1/27/90
	15	Mark Aguirre	LaSalle	2/18/80
	15	Dave Corzine	Bradley	1/14/78
	15	Al Zetzsche	Bellarmine	2/25/69
	15	Bob Zoretich	Central Missouri	12/4/67
	15	M.C. Thompson	Notre Dame	2/3/62
	15	Ron Feiereisel	Elmhurst	2/3/53
	15	George Mikan	Indiana State	12/15/45

**FG Attempts**

1.	39	Mark Aguirre	Loyola-Chicago	3/5/79
2.	29	Sevira Brown	Harvard	1/3/70
3.	28	Dave Corzine	Louisville	3/18/78
	28	Dave Corzine	Creighton	3/1/77
	28	Al Burks	Milwaukee	2/16/70
6.	26	Max Strus	USF	4/3/19
	26	Stanley Brundy	Loyola Marymount	12/23/88
	26	Mark Aguirre	Loyola-Chicago	2/23/80
	26	Jim Lamkin	Fordham	12/30/53
10.	25	Draelon Burns	Vanderbilt	12/12/07
	25	Dave Corzine	Bradley	1/14/78
	25	Jim Lamkin	Notre Dame	2/6/54

**FG Percentage****(min. 5 FG)**

1.	1.000 (10-10)	Stanley Brundy	Notre Dame	3/11/89
	1.000 (8-8)	Tommy Hamilton IV	Norfolk State	11/23/15
	1.000 (8-8)	Stanley Brundy	Georgia Tech	2/6/88
	1.000 (7-7)	Jaylen Butz	Chicago	11/6/19
	1.000 (7-7)	Tommy Hamilton IV	Chicago State	12/4/14
	1.000 (7-7)	Brian Currie	Stetson	11/29/95
	1.000 (6-6)	Da'Sean Nelson	at St. John's	12/7/22
	1.000 (6-6)	Jaylen Butz	at St. John's	1/11/20
	1.000 (6-6)	Devin Gage	at Iowa	11/11/19
	1.000 (6-6)	Paul Reed	Alcorn State	11/5/19
	1.000 (6-6)	Jaylen Butz	Villanova	1/30/19
	1.000 (6-6)	Sandi Marcus	Oregon State	12/1/13
	1.000 (6-6)	Karron Clarke	Chicago State	12/6/06
	1.000 (6-6)	Bobby Simmons	Monmouth	12/6/99
	1.000 (6-6)	Steve Hunter	South Carolina	11/27/99
	1.000 (6-6)	Kevin Holmes	Penn State	12/12/84
	1.000 (5-5)	Jaylen Butz	Longwood	3/25/19
	1.000 (5-5)	Paul Reed	Georgetown	1/24/18
	1.000 (5-5)	Durrell McDonald	Seton Hall	1/25/14
	1.000 (5-5)	Krys Faber	West Virginia	2/12/11
	1.000 (5-5)	Peter Patton	Saint Joseph's	1/19/95
	1.000 (5-5)	Bryant Bowden	Marquette	2/6/93

1.000 (5-5)	Chuck Murphy	Georgia Tech	3/15/91
1.000 (5-5)	Melvon Foster	Oklahoma State	12/22/90
1.000 (5-5)	David Booth	Miami (Fla.)	1/29/90

**3-Point Field Goals Made**

1.	8	Max Strus	Georgetown	3/6/19
	8	Max Strus	UIC	12/14/18
	8	Draelon Burns	Texas A&M-CC	11/28/08
4.	7	Max Strus	Central Michigan	3/20/19
	7	Eli Cain	Chicago State	12/17/16
	7	Jeremiah Kelly	Villanova	2/19/11
	7	Will Walker	West Virginia	3/4/09
	7	Drake Diener	Missouri	3/15/05
	7	Drake Diener	Charlotte	2/16/05
	7	Brad Niemann	Chaminade	11/27/88

**3-Point Field Goals Attempted**

1.	16	Max Strus	UIC	12/14/18
2.	15	Max Strus	Georgetown	3/6/19
3.	14	Max Strus	South Florida	4/3/19
	14	Joe Tulley	Temple	1/20/01
	14	Jeramie Watts	Northwestern	12/16/97
	14	Javan Johnson	St. John's	2/14/23
7.	13	Max Strus	Central Michigan	3/20/19
	13	Jeremiah Kelly	Villanova	2/19/11
	13	Will Walker	Providence	3/11/09
	13	Draelon Burns	Villanova	1/16/08
	13	Drake Diener	Charlotte	2/16/05
	13	Marcus Singer	Charlotte	2/29/96
	13	Brandon Cole	Memphis	1/8/95

**3-Point FG Percentage****(min. 5 made)**

1.	1.000 (8-8)	Draelon Burns	Texas A&M-CC	11/28/07
	1.000 (6-6)	Brandon Young	Central Michigan	12/5/10
	1.000 (5-5)	Aaron Simpson	Florida State	11/21/15
	1.000 (5-5)	Cleveland Melvin	Grambling State	11/9/13
	1.000 (5-5)	Will Walker	Seton Hall	2/23/08
	1.000 (5-5)	Bobby Simmons	Saint Louis	1/31/01
7.	.857 (6-7)	Drake Diener	East Carolina	1/31/04
	.857 (6-7)	Brad Niemann	Dayton	2/7/89
9.	.833 (5-6)	Romeo Weems	Providence	12/27/20
	.833 (5-6)	Moses Morgan	UConn	3/6/12
	.833 (5-6)	Mike Stovall	St. John's	3/5/10
	.833 (5-6)	Bobby Simmons	UAB	1/29/00
	.833 (5-6)	Quentin Richardson	Tulane	3/3/99
	.833 (5-6)	Marcus Singer	Stetson	12/22/94

**Free Throws Made**

1.	23	Howie Carl	Marquette	2/9/59
2.	18	Mark Aguirre	Illinois State	3/1/80
3.	17	Delonte Holland	Cincinnati	10/10/04
	17	Al Zetzsche	Indiana	1/29/68
	17	Ron Sobieszczyk	Manchester	2/14/56
6.	16	Greg Boyd	Villanova	2/9/73
7.	15	David Booth	Memphis State	1/11/92
	15	Terry Cummings	Louisville	12/26/81
	15	Al Zetzsche	Dayton	2/17/68
10.	14	Quentin Richardson	California	11/28/98
	14	Tom Kleinschmidt	Cincinnati	1/21/95
	14	Tom Kleinschmidt	Detroit-Mercy	2/12/94
	14	Terry Cummings	Marquette	2/6/82
	14	Mark Aguirre	Penn	3/26/79
	14	Mike Gillespie	Northwestern	12/5/72
	14	Emmette Bryant	Marquette	12/22/62
	14	Bill Haig	Louisville	2/18/59
	14	Ron Sobieszczyk	Lewis	2/21/56
	14	Ron Sobieszczyk	Duquesne	1/16/55
	14	Frank Blum	Illinois	12/19/53

**Free Throw Attempts**

1.	25	Howie Carl	Marquette	12/23/60
2.	20	Al Zetzsche	Indiana	1/29/68

3.	19	Tom Kleinschmidt	Cincinnati	1/21/95	2.	9	Willie Coleman	Louisville	2/28/98
	19	Ron Sobieszczyk	Manchester	2/14/56	3.	8	Mac Koshwal	Rutgers	2/16/10
5.	18	Delonte Holland	Cincinnati	1/10/04		8	Rod Strickland	UTSA	2/23/87
	18	Quentin Richardson	California	11/28/99		8	Terry Cummings	Maine	12/22/81
	18	Mark Aguirre	Illinois State	3/1/80	6.	7	Paul Reed	Xavier	2/4/20
	18	Frank Blum	Quincy	1/4/54		7	Willie Coleman	Tulane	2/25/98
	18	Russ Johnson	Bradley	1/10/53		7	Willie Coleman	Saint Louis	1/11/98
10.	17	Stephen Howard	Texas	3/3/90		7	Willie Coleman	Northwestern	12/6/97
	17	David Booth	UCLA	12/15/90		7	Rod Strickland	Marquette	2/10/87
	17	Terence Greene	Pepperdine	11/28/87		7	Kenny Patterson	Northern Illinois	11/24/84
	17	Mark Aguirre	Loyola-Chicago	2/23/80		7	Skip Dillard	Valparaiso	2/13/80
	17	Ron Sobieszczyk	Kentucky	2/20/54		7	Mark Aguirre	North Texas State	2/2/80
						7	Clyde Bradshaw	Northwestern	12/21/79
						7	Gary Garland	Butler	12/9/78

**Free Throw Percentage****(min. 10 made)**

1.	1.000 (18-18)	Mark Aguirre	Illinois State	3/1/80
	1.000 (16-16)	Greg Boyd	Villanova	2/9/73
	1.000 (14-14)	Terry Cummings	Marquette	2/6/82
	1.000 (14-14)	Emmette Bryant	Marquette	12/22/62
	1.000 (13-13)	Billy Garrett Jr.	St. John's	1/18/15
	1.000 (12-12)	Billy Garrett Jr.	Georgetown	1/9/16
	1.000 (12-12)	Bobby Simmons	Syracuse	11/23/00
	1.000 (12-12)	Draelon Burns	Ole Miss	12/20/07
	1.000 (11-11)	Max Strus	Costal Carolina	3/27/19
	1.000 (11-11)	Billy Garrett Jr.	Colorado	12/22/14
	1.000 (11-11)	Billy Garrett Jr.	Milwaukee	12/7/14
	1.000 (11-11)	Ed Mikan	NC State	3/13/48
	1.000 (11-11)	Teddy Grubbs	St. Mary's	1/4/82
	1.000 (10-10)	15 players		

**Rebounds**

1.	28	Ken Warzynski	Harvard	1/3/70
2.	27	Andre Brown	TCU	2/6/02
3.	25	Errol Palmer	Notre Dame	2/27/65
4.	23	Stanley Brundy	Loyola Marymount	1/14/89
5.	22	Mac Koshwal	Creighton	12/23/08
	22	Ken Warzynski	John F. Kennedy	12/9/69
7.	21	Will Macon	Marquette	1/28/95
	21	Bill Robinzine	Manhattan	1/11/75
	21	Ken Warzynski	Missouri-St. Louis	2/3/70
	21	Ken Warzynski	Parsons	12/15/69
	21	Ken Warzynski	East Tennessee State	12/13/69
	21	Tom Hunter	Illinois Wesleyan	12/20/68
	21	Ron Sobieszczyk	Manhattan	3/1/56

**Assists**

1.	17	Imari Sawyer	Youngstown State	11/25/01
2.	15	Kenny Patterson	Syracuse	3/15/85
3.	14	Rashon Burno	Charlotte	1/8/00
	14	Terence Greene	Northern Iowa	1/29/86
	14	Clyde Bradshaw	Loyola-Chicago	2/23/80
6.	13	Charlie Moore	Central Michigan	11/26/19
	13	Cliff Clinkscales	Chaminade	11/21/06
	13	Cliff Clinkscales	Illinois-Chicago	12/18/04
	13	Rod Strickland	Wichita State	3/17/88
	13	Rod Strickland	USF	1/17/87
	13	Kenny Patterson	Indiana State	2/20/85
	13	Kenny Patterson	Louisville	2/2/85

**Blocks**

1.	10	Dallas Comegys	Dayton	2/7/87
2.	8	Nick Ongenda	St. John's	2/14/23
	8	Nick Ongenda	at Louisville	12/10/21
	8	Paul Reed	at Minnesota	11/29/19
	8	Donnavan Kirk	Providence	2/25/12
	8	Walter Downing	Nebraska	3/26/83
	8	Steve Hunter	Houston	2/7/01
7.	7	Nick Ongenda	Providence	1/1/22
	7	Jeff Stern	Texas	1/19/91
	7	Steve Hunter	Memphis	1/13/01

**Steals**

1.	10	Gary Garland	USC	3/11/79
----	----	--------------	-----	---------

# ★ SEASON RECORDS

**TEAM Points**

1.	2,821	2018-19
2.	2,639	1978-79
3.	2,568	1988-89
4.	2,461	1977-78
5.	2,387	1999-00
6.	2,366	1987-88
7.	2,349	2022-23
8.	2,300	2006-07
9.	2,298	2011-12
10.	2,290	2013-14

**Games Played**

1.	36	2018-19
2.	35	1989-90
3.	34	2006-07
4.	33	2013-14
	33	2008-09
	33	1999-00
	33	1988-89
	33	1982-83
	33	2022-23
10.	32	2019-20
	32	2016-17
	32	2014-15
	32	2012-13
	32	2003-04
	32	1978-79

**Wins**

1.	28	1986-87
2.	27	1983-84
	27	1980-81
	27	1977-78
5.	26	1981-82
	26	1979-80
	26	1978-79
8.	22	2003-04
	22	1987-88
	22	1947-48
	22	1943-44
	22	1939-40

**Winning Percentage**

1.	1.000	1933-34
2.	.938	1934-35
3.	.931	1980-81
4.	.929	1981-82
	.929	1979-80
6.	.903	1986-87
7.	.900	1983-84
	.900	1980-81
	.900	1977-78
10.	.875	1944-45

**Losses**

1.	24	2010-11
	24	2008-09
3.	23	2016-17
	23	2009-10
	23	1997-98
	23	1996-97
	23	2022-23
8.	22	2015-16
9.	21	2013-14
	21	2012-13

**Scoring Average**

1.	85.7	1963-64
2.	84.5	1954-55
3.	83.8	1979-80
4.	83.0	1965-66
5.	82.5	1978-79
6.	82.0	1977-78
7.	81.1	1991-92
8.	80.7	1969-70
9.	80.0	1955-56
10.	79.7	1974-75
	79.7	1968-69

**Scoring Margin**

1.	20.8	1943-44
2.	16.9	1934-35
3.	16.7	1944-45
4.	15.8	1954-55
5.	15.6	1965-66
6.	15.4	1945-46
7.	14.8	1951-52
8.	13.7	1986-87
9.	13.3	1963-64
10.	12.8	1980-81

**FG Percentage**

1.	.520	1980-81
2.	.516	1986-87
3.	.504	1988-89
4.	.501	1987-88
5.	.495	1977-78
6.	.494	1984-85
7.	.489	1978-79
8.	.486	1979-80
9.	.485	1983-84
10.	.483	1981-82

**3-Point Field Goals**

1.	273	2022-23
2.	248	2014-15
3.	241	2018-19
4.	231	2007-08
5.	224	2011-12
6.	218	2006-07
7.	204	2021-22
8.	195	2013-14
	195	1999-00
10.	194	2017-18

**3-Point Field Goal Attempts**

1.	742	2022-23
2.	705	2014-15
3.	703	2018-19
4.	669	2011-12
5.	645	2007-08
6.	644	2021-22
7.	635	2008-09
8.	631	2006-07
9.	626	2017-18
10.	611	1997-98

**3-Point Field Goal Percentage**

1.	.448	1986-87
2.	.410	1987-88
3.	.384	1988-89
4.	.383	1994-95
5.	.368	2022-23
6.	.363	1991-92
7.	.362	2003-04

8.	.358	2007-08
9.	.352	2014-15
10.	.349	2004-05
	.349	1999-00

**Free Throw Percentage**

1.	.765	1978-89
2.	.755	1979-80
3.	.746	1972-73
4.	.745	1976-77
5.	.741	1964-65
6.	.739	2022-23
7.	.737	1956-57
8.	.736	1977-78
9.	.735	2016-17
	.735	1990-91
	.735	1965-66

**Rebounding Average**

1.	52.0	1962-63
2.	50.1	1961-62
3.	48.8	1968-69
4.	46.7	1963-64
5.	46.5	1958-59
6.	46.4	1967-78
7.	45.4	1957-58
8.	45.0	1959-60
9.	44.5	1960-61
10.	44.4	1969-70

**Rebounding Margin**

1.	14.1	1961-62
2.	9.0	1962-63
3.	8.0	1999-00
4.	7.5	1993-94
5.	6.9	2002-03
6.	5.7	1976-77
7.	5.5	1983-84
8.	5.2	2018-19
	5.2	1998-99
10.	5.0	1988-89
	5.0	1975-76
	5.0	1959-60

**FG Defense**

1.	.314	1953-54
2.	.323	1950-51
3.	.325	1952-53
4.	.354	1957-58
5.	.372	1965-66
6.	.385	1959-60
7.	.387	1956-57
8.	.388	1962-63
	.388	1960-61
10.	.389	1958-59

**INDIVIDUAL**

<b>Points</b>			<b>3-Point FG Attempted</b>			10. 325	Quentin Richardson	1999-00
1. 767	Mark Aguirre	1978-79	1. 311	Max Strus	2018-19			
2. 749	Mark Aguirre	1979-80	2. 243	Max Strus	2017-18			
3. 705	Max Strus	2018-19	3. 231	Will Walker	2009-10			
4. 666	Mark Aguirre	1980-81	4. 214	Umoja Gibson	2022-23			
5. 642	Stanley Brundy	1988-89	5. 204	Dar Tucker	2008-09			
6. 630	Dave Corzine	1977-78	6. 202	Willie Coleman	1997-98			
7. 624	Terry Cummings	1981-82	7. 199	Javan Johnson	2022-23			
8. 599	Tom Kleinschmidt	1994-95	8. 196	Jalen Coleman-Lands	2019-20			
9. 592	David Booth	1989-90	9. 194	Quentin Richardson	1999-00			
592	Dar Tucker	2008-09	10. 193	Will Walker	2008-09			

**Scoring Average**

1. 26.8	Mark Aguirre	1979-80
2. 24.3	Dick Heise	1956-57
3. 24.0	Mark Aguirre	1978-79
4. 23.3	George Mikan	1944-45
5. 23.1	George Mikan	1945-46
6. 23.0	Mark Aguirre	1980-81
7. 22.5	Ron Sobieszczyk	1955-56
8. 22.3	Terry Cummings	1981-82
9. 21.7	Javon Freeman-Liberty	2021-22
10. 21.4	Tom Kleinschmidt	1994-95

**Field Goals Made**

1. 302	Mark Aguirre	1978-79
2. 286	Stanley Brundy	1988-89
3. 281	Mark Aguirre	1979-80
4. 280	Mark Aguirre	1980-81
5. 255	Dave Corzine	1977-78
6. 244	Terry Cummings	1981-82
7. 237	Gary Garland	1978-79
8. 232	Max Strus	2018-19
9. 231	Ron Norwood	1975-76
10. 221	David Booth	1989-90

**Field Goal Attempts**

1. 581	Mark Aguirre	1978-79
2. 541	Max Strus	2018-19
3. 532	Gary Garland	1978-79
4. 520	Dar Tucker	2008-09
520	Mark Aguirre	1979-80
6. 501	David Booth	1989-90
7. 494	Will Walker	2009-10
8. 489	Cleveland Melvin	2011-12
9. 481	Mark Aguirre	1980-81
10. 468	Quentin Richardson	1999-00

**Field Goal Percentage**

**(min. 70% of team's games/4.0 FG per game)**

1. .658	Stanley Brundy	1987-88
2. .649	Stanley Brundy	1988-89
3. .602	Kris Hill	1992-93
4. .601	Femi Olujobi	2018-19
5. .593	Jaylen Butz	2019-20
.593	Curtis Watkins	1978-79
7. .592	Steve Hunter	2000-01
8. .582	Rod Strickland	1986-87
.582	Mark Aguirre	1980-81
10. .570	Andre Brown	2003-04

**3-Point FG Made**

1. 113	Max Strus	2018-19
2. 89	Umoja Gibson	2022-23
3. 85	Drake Diener	2004-05
4. 82	Javan Johnson	2022-23
5. 81	Max Strus	2017-18
6. 73	Quentin Richardson	1999-00
7. 71	Will Walker	2009-10
71	Will Walker	2008-09
71	Willie Coleman	1997-98
10. 68	Drake Diener	2003-04

**3-Point FG Percentage (min. 20 3FG Made)**

1. .547	Peter Patton	1994-95
2. .515	Andy Laux	1986-87
3. .471	Cleveland Melvin	2013-14
4. .469	Tommy Hamilton IV	2014-15
5. .462	Drake Diener	2004-05
6. .459	Drake Diener	2003-04
7. .448	Tommy Hamilton IV	2015-16
8. .446	Kevin Edwards	1987-88
9. .444	Rod Strickland	1987-88
10. .435	Brad Niemann	1988-89

**Free Throws Made**

1. 218	Dick Heise	1956-57
2. 212	Ron Sobieszczyk	1955-56
3. 187	Mark Aguirre	1979-80
4. 164	Stephen Howard	1991-92
164	Stephen Howard	1989-90
6. 163	Mark Aguirre	1978-79
7. 161	Howie Carl	1960-61
161	Ron Sobieszczyk	1952-53
9. 158	Billy Garrett Jr.	2014-15
10. 157	Billy Garrett Jr.	2016-17

**Free Throw Attempts**

1. 267	Dick Heise	1956-57
2. 261	Ron Sobieszczyk	1955-56
3. 244	Mark Aguirre	1979-80
4. 213	Stephen Howard	1991-92
213	Mark Aguirre	1978-79
6. 210	Stephen Howard	1989-90
7. 202	Ron Feierseisel	1952-53
8. 201	Brandon Young	2013-14
9. 194	Brandon Young	2012-13
10. 190	Billy Garrett Jr.	2014-15
190	Dallas Comegys	1986-87

**Free Throw Percentage (min. 70% of games and 2.0 FT per game)**

1. .909	Drake Diener	2004-05
2. .906	Curtis Watkins	1976-77
3. .892	Jim Murphy	1964-65
4. .882	Billy Garrett Jr.	2016-17
5. .881	Gene Stump	1945-46
6. .880	Curtis Watkins	1977-78
7. .874	Howie Carl	1960-61
8. .871	Drake Diener	2003-04
9. .869	Jim Murphy	1963-64
10. .868	Curtis Watkins	1978-79

**Rebounds**

1. 379	Ken Warzynski	1969-70
2. 354	M.C. Thompson	1961-62
3. 340	Dave Corzine	1977-78
4. 339	Dave Corzine	1976-77
5. 338	Bill Robinzine	1974-75
6. 336	Stanley Brundy	1988-89
7. 334	Terry Cummings	1981-82
8. 333	M.C. Thompson	1960-61
9. 327	Quentin Richardson	1998-99

**Rebound Average**

1. 15.4	M.C. Thompson	1961-62
2. 15.2	Ken Warzynski	1969-70
3. 13.5	Bill Robinzine	1974-75
4. 13.3	M.C. Thompson	1960-61
5. 12.6	Dave Corzine	1976-77
6. 12.5	Errol Palmer	1965-66
7. 12.4	M.C. Thompson	1962-63
8. 12.3	Jesse Nash	1963-64
9. 11.9	Terry Cummings	1981-82
10. 11.3	Dave Corzine	1977-78
11.3	Errol Palmer	1966-67

**Assists**

1. 215	Clyde Bradshaw	1979-80
2. 202	Rod Strickland	1987-88
3. 201	Kenny Patterson	1984-85
4. 196	Charlie Moore	2019-20
196	Rod Strickland	1986-87
6. 189	Kenny Patterson	1983-84
7. 188	Clyde Bradshaw	1980-81
188	Gary Garland	1978-79
9. 187	Kenny Patterson	1982-83
10. 179	Imari Sawyer	2000-01

**Blocks**

1. 108	Dallas Comegys	1986-87
2. 79	Dallas Comegys	1983-84
3. 74	Paul Reed	2019-20
4. 72	Steve Hunter	2000-01
5. 61	Jeff Stern	1990-91
6. 59	Dallas Comegys	1985-86
7. 57	Jeff Stern	1991-92
8. 56	Steve Hunter	1999-00
56	Walter Downing	1982-83
10. 55	Paul Reed	2018-19

**Steals**

1. 124	Gary Garland	1978-79
2. 100	Willie Coleman	1997-98
3. 80	Rashon Burno	1999-00
4. 79	Kenny Patterson	1984-85
79	Clyde Bradshaw	1980-81
6. 77	Kenny Patterson	1982-83
7. 75	Jeramie Watts	1995-96
75	Rod Strickland	1987-86
9. 69	Rod Strickland	1985-86
10. 68	Kevin Edwards	1987-88
68	Kenny Patterson	1983-84

# ★ CAREER RECORDS

<b>Points</b>			<b>3-Point Field Goals Made</b>								
1.	2,182	Mark Aguirre	1978-81	1.	216	Drake Diener	2001-05	7.	.822	Skip Dillard	1978-82
2.	1,933	David Booth	1988-92	2.	195	Will Walker	2006-10	8.	.808	Mike Norris	1964-67
3.	1,899	Brandon Young	2010-14	3.	194	Max Strus	2017-19	9.	.806	Gary Garland	1975-79
4.	1,896	Dave Corzine	1974-78	4.	179	Eli Cain	2015-19	10.	.800	Charlie Moore	2019-21
5.	1,870	George Mikan	1942-46	5.	164	Marcus Singer	1993-97	<b>Rebounds</b>			
6.	1,837	Tom Kleinschmidt	1991-95	6.	155	Brandon Cole	1991-95	1.	1,151	Dave Corzine	1974-78
7.	1,792	Cleveland Melvin	2010-14	7.	152	Jeremiah Kelly	2008-12	2.	972	M.C. Thompson	1960-63
8.	1,691	Stephen Howard	1988-92	8.	150	Draelon Burns	2004-08	3.	893	Tyrone Corbin	1981-85
9.	1,642	Eli Cain	2015-19	9.	141	Billy Garrett Jr.	2013-17	4.	890	Ken Warzynski	1967-70
10.	1,632	Billy Garrett Jr.	2013-17	10.	134	Peter Patton	1992-96	5.	883	Stephen Howard	1988-92
11.	1,613	Dallas Comegys	1983-87	<b>3-Point Field Goal Attempts</b>			6.	874	Errol Palmer	1964-67	
12.	1,534	Terry Davis	1989-93	1.	571	Will Walker	2006-10	7.	857	Terry Cummings	1979-82
13.	1,494	Sammy Mejia	2003-07	2.	554	Max Strus	2017-19	8.	855	Andre Brown	2000-04
14.	1,463	Curtis Watkins	1975-79	3.	526	Drake Diener	2001-05	9.	835	Stanley Brundy	1985-89
15.	1,461	Howie Carl	1958-61	4.	504	Eli Cain	2015-19	10.	810	Curtis Watkins	1975-79
<b>Career Scoring Average</b>			5.	479	Marcus Singer	1993-97	<b>Rebounding Average</b>				
1.	24.5	Mark Aguirre	1978-81	6.	471	Brandon Cole	1991-95	1.	13.7	M.C. Thompson	1960-63
2.	20.0	Howie Carl	1958-61	7.	447	Draelon Burns	2004-08	2.	11.7	Errol Palmer	1964-67
3.	19.1	George Mikan	1942-46	8.	466	Jeremiah Kelly	2008-12	3.	11.6	Ken Warzynski	1967-70
4.	19.0	Javon Freeman-Liberty	2020-22	9.	445	Brandon Young	2010-14	4.	11.4	Bill Robinzine	1972-75
5.	18.6	Max Strus	2017-19	10.	437	Billy Garrett Jr.	2013-17	5.	10.4	Dave Corzine	1974-78
6.	18.2	Ron Sobieszczyk	1953-56	<b>3-Point FG Percentage</b>			6.	10.2	Quentin Richardson	1998-00	
7.	17.9	Quentin Richardson	1998-00	<b>(min. 20 3FG and two seasons played)</b>			7.	10.1	McKinley Cowsen	1957-60	
8.	17.1	Dave Corzine	1974-78	1.	.471	Kevin Edwards	1986-88	8.	10.0	Terry Cummings	1979-82
9.	17.0	Al Burks	1970-73	2.	.465	Andy Laux	1984-88	9.	9.4	Jim Flemming	1958-61
10.	16.6	Rod Strickland	1985-88	3.	.456	Rod Strickland	1985-88	10.	9.2	Dick Cook	1960-63
<b>Field Goals Made</b>			4.	.425	Tommy Hamilton IV	2013-16	<b>Assists</b>				
1.	863	Mark Aguirre	1978-81	5.	.411	Drake Diener	2001-05	1.	669	Kenny Patterson	1981-85
2.	789	Dave Corzine	1974-78	6.	.411	Brad Neimann	1987-91	2.	606	Clyde Bradshaw	1977-81
3.	719	Cleveland Melvin	2010-14	7.	.496	Peter Patton	1992-96	3.	557	Rod Strickland	1985-88
4.	713	David Booth	1988-92	8.	.382	Chuck Murphy	1988-91	4.	521	Brandon Young	2010-14
5.	660	Brandon Young	2010-14	9.	.379	Aaron Simpson	2014-16	5.	449	Terence Greene	1985-89
6.	632	Tom Kleinschmidt	1991-95	10.	.378	Forrest Robinson	2013-15	6.	439	Rashon Burno	1998-02
7.	623	Terry Davis	1989-93	<b>Free Throws Made</b>			7.	432	Billy Garrett Jr.	2013-17	
8.	611	Stanley Brundy	1985-89	1.	565	Billy Garrett Jr.	2013-17	8.	405	Eli Cain	2015-19
9.	607	Dallas Comegys	1983-87	2.	528	Stephen Howard	1988-92	9.	396	Sammy Mejia	2003-07
10.	571	Stephen Howard	1988-92	3.	470	Ron Sobieszczyk	1953-56	10.	386	Tom Kleinschmidt	1991-95
	571	Rod Strickland	1985-88	4.	456	Mark Aguirre	1978-81	<b>Blocked Shots</b>			
<b>Field Goal Attempts</b>			5.	453	Tom Kleinschmidt	1991-95	1.	297	Dallas Comegys	1983-87	
1.	1,605	Dave Corzine	1974-78	6.	449	Brandon Young	2010-14	2.	154	George Mikan	1942-46
2.	1,582	Mark Aguirre	1978-81	7.	444	David Booth	1988-92	3.	142	Paul Reed	2017-20
3.	1,530	Brandon Young	2010-14	8.	425	Howie Carl	1958-61	4.	135	Nick Ongenda	2019-Pres.
4.	1,509	Cleveland Melvin	2010-14	9.	399	Dallas Comegys	1983-87	5.	131	Cleveland Melvin	2010-14
5.	1,486	David Booth	1988-92	10.	338	Ron Feierseisel	1950-53	6.	128	Steve Hunter	1999-01
6.	1,441	Al Burks	1969-73	<b>Free Throw Attempts</b>			7.	121	Jeff Stern	1990-92	
7.	1,416	Eli Cain	2015-19	1.	697	Stephen Howard	1988-92	8.	118	Stanley Brundy	1985-89
8.	1,352	Tom Kleinschmidt	1991-95	2.	672	Billy Garrett Jr.	2013-17	9.	113	David Booth	1988-92
9.	1,341	Terry Davis	1989-93	3.	624	Brandon Young	2010-14	10.	105	Walter Downing	1981-83
10.	1,309	Howie Carl	1958-61	4.	613	Ron Sobieszczyk	1953-56	<b>Steals</b>			
<b>Field Goal Percentage</b>			5.	608	Tom Kleinschmidt	1991-95	1.	280	Kenny Patterson	1981-85	
<b>(min. 200 field goals made)</b>			6.	594	Mark Aguirre	1978-81	2.	204	Rod Strickland	1985-88	
1.	.627	Stanley Brundy	1985-89	7.	588	Dallas Comegys	1983-87	3.	201	Rashon Burno	1998-02
2.	.619	Kris Hill	1992-94	8.	584	David Booth	1988-92	4.	188	Brandon Young	2010-14
3.	.589	Jaylen Butz	2017-20	9.	500	Terence Greene	1985-89	5.	167	Stanley Brundy	1985-89
4.	.586	Steve Hunter	1999-01	10.	498	Howie Carl	1958-61	6.	165	David Booth	1988-92
5.	.561	Brian Currie	1992-96	<b>Free Throw Percentage</b>			7.	152	Jeremiah Kelly	2008-12	
	.553	Curtis Watkins	1975-79	<b>(min. 100 FT)</b>			152	Will Walker	2006-10		
7.	.546	Mark Aguirre	1978-81	1.	.873	Drake Diener	2001-05	152	Willie Coleman	1997-98	
8.	.537	Marty Embry	1982-86	2.	.853	Howie Carl	1958-61	10.	149	Peter Patton	1992-96
9.	.535	Paul Reed	2017-20	3.	.841	Billy Garrett Jr.	2013-17				
10.	.534	Kevin Edwards	1986-88		.841	Curtis Watkins	1975-79				
	.534	Rod Strickland	1985-88	5.	.825	Max Strus	2017-19				
			6.	.824	Jim Murphy	1962-65					

# FRESHMAN RECORDS

## Scoring

1.	767	Mark Aguirre	1978-79
2.	586	Quentin Richardson	1998-99
3.	437	Rod Strickland	1985-86
4.	432	Lance Williams	1998-99
5.	397	Terry Cummings	1979-80
6.	394	Dar Tucker	2007-08
7.	392	Brandon Young	2010-11
8.	386	Cleveland Melvin	2010-11
9.	383	Billy Garrett Jr.	2013-14
10.	352	Imari Sawyer	2000-01

## Scoring Average

1.	24.0	Mark Aguirre	1978-79
2.	18.9	Quentin Richardson	1998-99
3.	14.3	Cleveland Melvin	2010-11
4.	14.2	Terry Cummings	1979-80
5.	14.1	Rod Strickland	1985-86
6.	13.9	Lance Williams	1998-99
7.	13.6	Dar Tucker	2007-08
8.	12.6	Brandon Young	2010-11
9.	12.4	Billy Garrett Jr.	2013-14
10.	12.2	Dave Corzine	1974-75

## Rebounds

1.	327	Quentin Richardson	1998-99
2.	263	Terry Cummings	1979-80
3.	251	Mac Koshwal	2007-08
4.	244	Mark Aguirre	1978-79
5.	241	Lance Williams	1998-99
6.	216	Dave Corzine	1974-75
7.	206	Curtis Watkins	1975-76
8.	190	Bobby Simmons	1998-99
9.	184	Wilson Chandler	2005-06
10.	181	Dallas Comegys	1983-84

## Rebounding Average

1.	10.5	Quentin Richardson	1998-99
2.	9.4	Terry Cummings	1979-80
3.	8.6	Dave Corzine	1974-75
4.	8.4	Mac Koshwal	2007-08
5.	7.8	Lance Williams	1998-99
6.	7.6	Mark Aguirre	1978-79
7.	7.4	Wilson Chandler	2005-06
8.	7.1	Curtis Watkins	1975-76
9.	6.4	Dallas Comegys	1983-84
10.	6.1	Tyrone Corbin	1981-82
	6.1	Bobby Simmons	1998-99

## Assists

1.	179	Imari Sawyer	2000-01
2.	159	Rod Strickland	1985-86
3.	140	Sammy Mejia	2003-04
4.	123	Howard Nathan	1991-92
5.	115	Brandon Young	2010-11

## Blocked Shots

1.	79	Dallas Comegys	1983-84
2.	56	Steve Hunter	1999-00
3.	49	Walter Downing	1981-82
4.	42	Terry Cummings	1979-80
5.	40	Cleveland Melvin	2010-11

## Steals

1.	69	Rod Strickland	1985-86
2.	53	Bobby Simmons	1998-99
3.	52	Howard Nathan	1991-92
4.	43	Kenny Patterson	1981-82
5.	42	Romeo Weems	2019-20

6.	40	Rashon Burno	1998-99
----	----	--------------	---------

## Field Goal Percentage

*min. 70 pct. of team's games played and 4.0 FG/game*

1.	.522	Cleveland Melvin	2010-11
2.	.520	Mark Aguirre	1978-79
3.	.508	Terry Cummings	1979-80
4.	.500	Lance Williams	1998-99
5.	.497	Rod Strickland	1985-86

## Free Throw Percentage

*min. 70 pct. of team's games played and 2.0 FG/game*

1.	.832	Terry Cummings	1979-80
2.	.793	Bobby Simmons	1998-99
3.	.781	Imari Sawyer	2000-01
4.	.761	Mark Aguirre	1978-79
5.	.753	Sammy Mejia	2003-04

## Minutes Played

1.	1,063	Rod Strickland	1985-86
2.	1,053	Imari Sawyer	2000-01
3.	1,040	Quentin Richardson	1998-99
4.	998	Lance Williams	1998-99
5.	963	Romeo Weems	2019-20



# ★ SOPHOMORE RECORDS

## Scoring

1.	749	Mark Aguirre	1979-80
2.	592	David Booth	1989-90
	592	Dar Tucker	2008-09
4.	561	Quentin Richardson	1999-00
5.	548	Tom Kleinschmidt	1992-93
6.	541	Cleveland Melvin	2011-12
7.	504	Stephen Howard	1989-90
8.	500	Eli Cain	2016-17
9.	497	Wilson Chandler	2006-07
10.	490	Rod Strickland	1986-87

## Scoring Average

1.	26.8	Mark Aguirre	1978-79
2.	19.2	Joe Ponsetto	1975-76
3.	19.2	Howie Carl	1958-59
4.	18.7	George Mikan	1943-44
5.	18.5	Dar Tucker	2008-09
6.	17.7	Tom Kleinschmidt	1992-93
7.	17.5	Cleveland Melvin	2011-12
8.	17.0	Quentin Richardson	1999-00
9.	16.9	David Booth	1989-90
10.	16.3	Rod Strickland	1986-87

## Rebounds

1.	333	M.C. Thompson	1960-61
2.	325	Quentin Richardson	1999-00
3.	308	Mac Koshwal	2008-09
4.	305	Paul Reed	2018-19
5.	302	Errol Palmer	1964-65
6.	285	Stephen Howard	1989-90
7.	281	Dave Mills	1963-64
8.	262	Tyrone Corbin	1982-83
	262	Bobby Simmons	1999-00
10.	260	Terry Cummings	1980-81

## Rebounding Average

1.	13.3	M.C. Thompson	1960-61
2.	11.2	Dave Mills	1963-64
	11.2	Errol Palmer	1964-65
4.	10.7	Jim Flemming	1958-59
5.	10.1	Bill Ronbinzine	1972-73
6.	9.8	Quentin Richardson	1999-00
7.	9.7	Al Burks	1970-71
8.	9.6	Mac Koshwal	2008-09
9.	9.5	Bill Coglianese	1957-58
10.	9.4	Ken Warzynski	1957-68
	9.4	Andre Brown	2001-02

## Assists

1.	196	Rod Strickland	1986-87
2.	187	Kenny Patterson	1982-83
3.	162	Clyde Bradshaw	1978-79
4.	154	Jermaine Watts	1995-96
5.	148	Rashon Burno	1999-00

## Blocked Shots

1.	72	Steve Hunter	2000-01
2.	56	Walter Downing	1982-83
3.	55	Paul Reed	2018-19
4.	51	Dallas Comegys	1984-85
5.	47	Wilson Chandler	2006-07

## Steals

1.	80	Rashon Burno	1999-00
2.	77	Kenny Patterson	1982-83
3.	75	Jermaine Watts	1995-96
4.	60	Rod Strickland	1986-87
5.	56	Thomas Cooper	1996-97

## Field Goal Percentage

*min. 70 pct. of team's games played and 4.0 FG/game*

1.	.592	Steve Hunter	2000-01
2.	.582	Rod Strickland	1986-87
3.	.562	Paul Reed	2018-19
4.	.540	Mark Aguirre	1979-80
5.	.535	Curtis Watkins	1976-77

## Free Throw Percentage

*min. 70 pct. of team's games played and 2.0 FT/game*

1.	.906	Curtis Watkins	1976-77
2.	.854	Greg Boyd	1972-73
	.854	Skip Dillard	1979-80
4.	.835	Billy Garrett Jr.	2014-15
5.	.829	Harry Shields	1970-71

## Minutes Played

1.	1205	Kenny Patterson	1982-83
2.	1150	Quentin Richardson	1999-00
3.	1140	David Booth	1989-90
4.	1078	Wilson Chandler	2006-07
5.	1059	Eli Cain	2016-17

# ★ JUNIOR RECORDS

## Scoring

1.	666	Mark Aguirre	1980-81
2.	624	Terry Cummings	1981-82
3.	559	Ron Norwood	1975-76
4.	558	George Mikan	1944-45
5.	543	David Booth	1990-91
6.	535	Brandon Young	2012-13
7.	532	Tom Kleinschmidt	1993-94
8.	531	Cleveland Melvin	2012-13
9.	521	Rod Strickland	1987-88
	521	Max Strus	2017-18

4.	65	Kevin Edwards	1986-87
5.	55	Will Walker	2008-09

## Field Goal Percentage

*min. 70 pct. of team's games played and 4.0 FG/game*

1.	.658	Stanley Brundy	1987-88
2.	.602	Kris Hill	1992-93
3.	.593	Jaylen Butz	2019-20
4.	.582	Mark Aguirre	1980-81
5.	.567	Terry Cummings	1981-82
6.	.539	Mike Gillespie	1972-73

## Scoring Average

1.	23.3	George Mikan	1944-45
2.	23.0	Mark Aguirre	1980-81
3.	22.3	Terry Cummings	1981-82
4.	20.5	Tom Kleinschmidt	1993-94
5.	20.3	Al Burks	1971-72
6.	20.0	Rod Strickland	1987-88
7.	19.7	Howie Carl	1959-60
8.	19.3	Jim Lamkin	1953-54
9.	19.3	Ron Norwood	1975-76
10.	19.0	Dave Corzine	1976-77

## Free Throw Percentage

*min. 70 pct. of team's games played and 2.0 FG/game*

1.	.881	Gene Stump	1945-46
2.	.880	Curtis Watkins	1977-78
3.	.871	Drake Diener	2003-04
4.	.869	Jim Murphy	1963-64
5.	.854	Howie Carl	1959-60

## Rebounds

1.	354	M.C. Thompson	1961-62
2.	339	Dave Corzine	1976-77
3.	334	Terry Cummings	1981-82
4.	313	Errol Palmer	1965-66
5.	510	Paul Reed	2019-20
6.	308	Jesse Nash	1963-64
7.	276	Ken Warzynski	1968-69
8.	270	Tom Hunter	1968-69
9.	260	Stanley Brundy	1987-88
10.	258	Kris Hill	1992-93

## Minutes Played

1.	1139	Charlie Moore	2019-20
2.	1136	Will Walker	2008-09
3.	1125	Willie Coleman	1997-98
4.	1115	Drake Diener	2003-04
5.	1040	Eli Cain	2017-18

## Rebounding Average

1.	15.4	M.C. Thompson	1961-62
2.	12.6	Dave Corzine	1976-77
3.	12.5	Errol Palmer	1965-66
4.	12.3	Jesse Nash	1963-64
5.	11.9	Terry Cummings	1981-82
6.	11.0	Ken Warzynski	1968-69
7.	10.8	Tom Hunter	1968-69
8.	10.7	Paul Reed	2019-20
9.	10.4	McKinley Cowsen	1958-59
10.	10.1	Jim Flemming	1959-60

## Assists

1.	215	Clyde Bradshaw	1979-80
2.	202	Rod Strickland	1987-88
3.	196	Charlie Moore	2019-20
4.	189	Kenny Patterson	1983-84
5.	146	Eli Cain	2017-18
	146	Brandon Young	2012-13

## Blocked Shots

1.	74	Paul Reed	2019-20
2.	62	Jeff Stern	1990-91
3.	59	Dallas Comegys	1985-86
4.	52	Nick Ongenda	2022-23
5.	45	Stanley Brundy	1987-88
6.	36	Terry Cummings	1981-82
7.	33	Michael Ravizee	1992-93

## Steals

1.	100	Willie Coleman	1997-98
2.	75	Rod Strickland	1987-88
3.	68	Kenny Patterson	1983-84

# ★ SENIOR RECORDS

## Scoring

1.	684	Max Strus	2018-19
2.	642	Stanley Brundy	1988-89
3.	630	Dave Corzine	1977-78
4.	599	Tom Kleinschmidt	1994-95
5.	555	George Mikan	1945-46
6.	548	Kevin Edwards	1987-88
7.	545	Curtis Watkins	1978-79
8.	543	Gary Garland	1978-79
9.	542	Dallas Comegys	1986-87
10.	540	Ron Sobieszczyk	1955-56

## Scoring Average

1.	24.3	Dick Heise	1956-57
2.	23.1	George Mikan	1945-46
3.	22.5	Ron Sobieszczyk	1955-56
4.	21.7	Javon Freeman-Liberty	2021-22
5.	21.4	Tom Kleinschmidt	1994-95
6.	21.1	Howie Carl	1960-61
7.	21.0	Dave Corzine	1977-78
8.	20.1	Max Strus	2018-19
9.	19.6	Ken Warzynski	1969-70
10.	19.5	Stanley Brundy	1988-89

## Rebounds

1.	379	Ken Warzynski	1969-70
2.	340	Dave Corzine	1977-78
3.	338	Bill Robinzine	1974-75
4.	336	Stanley Brundy	1988-89
5.	285	M.C. Thompson	1962-63
6.	259	Errol Palmer	1966-67
	259	Curtis Watkins	1978-79
8.	253	Stephen Howard	1991-92
9.	247	McKinley Cowsen	1959-60
10.	244	Will Macon	1994-95

## Rebounding Average

1.	15.2	Ken Warzynski	1969-70
2.	13.5	Bill Robinzine	1974-75
3.	12.4	M.C. Thompson	1962-63
4.	11.3	Dave Corzine	1977-78
	11.3	Errol Palmer	1966-67
6.	10.4	Dick Heise	1956-57
7.	10.3	McKinley Cowsen	1959-60
8.	10.2	Stanley Brundy	1988-89
9.	10.1	Mac Koshwal	2009-10
10.	9.2	Andre Brown	2003-04

## Assists

1.	201	Kenny Patterson	1984-85
2.	188	Gary Garland	1978-79
	188	Clyde Bradshaw	1980-81
4.	168	Terence Greene	1988-89
5.	154	Umoja Gibson	2022-23
6.	145	Joe Daughrity	1991-92

## Blocked Shots

1.	108	Dallas Comegys	1986-87
2.	57	Jeff Stern	1991-92
3.	49	Yor Anei	2021-22
4.	47	Stanley Brundy	1988-89
4.	42	Rashuan Stimage	2015-16
5.	38	Bryant Bowden	1995-96

## Steals

1.	79	Clyde Bradshaw	1980-81
	79	Kenny Patterson	1984-85
3.	68	Kevin Edwards	1987-88
4.	67	Stanley Brundy	1988-89

5.	61	Umoja Gibson	2022-23
----	----	--------------	---------

## Field Goal Percentage

*min. 70 pct. of team's games played and 4.0 FG/game*

1.	.649	Stanley Brundy	1988-89
2.	.638	Kris Hill	1993-94
3.	.601	Femi Olujobi	2018-19
4.	.593	Curtis Watkins	1978-79
5.	.570	Andre Brown	2003-04

## Free Throw Percentage

*min. 70 pct. of team's games played and 2.0 FT/game*

1.	.909	Drake Diener	2004-05
2.	.892	Jim Murphy	1964-65
3.	.882	Billy Garrett Jr.	2016-17
4.	.874	Howie Carl	1960-61
5.	.868	Curtis Watkins	1978-79

## Minutes Played

1.	1267	Max Strus	2018-19
2.	1189	Javan Johnson	2022-23
3.	1187	Eli Cain	2018-19
4.	1180	Will Walker	2009-10
5.	1141	Sammy Mejia	2006-07
6.	1134	Umoja Gibson	2022-23
7.	1114	Brandon Young	2013-14
8.	1085	Delonte Holland	2003-04
9.	1030	Drake Diener	2004-05
10.	1016	Kenny Patterson	1984-85

# BIG EAST TOURNAMENT RECORDS

**TEAM SINGLE-GAME**

**Points**

1.	74	St. John's	3/13/19
	74	Providence	3/11/09
2.	73	St. John's	3/9/22
3.	71	Xavier	3/11/20
	71	UConn	3/8/11
5.	70	Providence	3/10/21

**FG Made**

1.	28	St. John's	3/9/22
	28	St. John's	3/13/19
3.	26	Cincinnati	3/10/09
	26	Providence	3/11/09
5.	25	Providence	3/10/21
	25	Xavier	3/11/20
	25	Xavier	3/8/17

**FG Attempted**

1.	71	UConn	3/6/12
2.	67	UConn	3/8/11
	67	USF	3/9/10
4.	65	St. John's	3/13/19
5.	63	Xavier	3/8/17
	63	Providence	3/11/09

**FG Percentage**

2.	.491	Cincinnati	3/10/09
2.	.483	St. John's	3/9/22
3.	.463	Providence	3/10/21
4.	.455	Xavier	3/11/20
5.	.451	Seton Hall	3/8/23

**3-Point Field Goals Made**

1.	13	Providence	3/11/09
2.	10	Seton Hall	3/8/23
3.	9	UConn	3/8/11
4.	8	UConn	3/6/12
5.	7	Creighton	3/11/15

**3-Point Field Goals Attempted**

1.	31	Providence	3/11/09
2.	25	USF	3/9/10
3.	24	UConn	3/8/11
4.	22	Creighton	3/11/15
	22	UConn	3/6/12

**3-Point Field Goal Percentage**

1.	.500	Seton Hall	3/8/23
2.	.419	Providence	3/11/09
3.	.375	UConn	3/8/11
4.	.364	UConn	3/11/21
	.364	UConn	3/6/12

**Free Throws Made**

1.	17	Marquette	3/7/18
2.	16	Providence	3/10/21
	16	UConn	3/8/11
	16	Villanova	3/7/07
5.	15	Xavier	3/11/20

**Free Throws Attempted**

1.	26	Providence	3/10/21
	26	Marquette	3/7/18
3.	22	St. John's	3/13/19
4.	21	UConn	3/8/11
5.	19	Villanova	3/7/07

**Free Throw Percentage**

1.	.867	UConn	3/6/12
2.	.842	Villanova	3/7/07
3.	.833	Xavier	3/11/20
	.833	Rutgers	3/12/13
5.	.824	St. John's	3/9/22

**Rebounds**

1.	46	Providence	3/10/21
2.	45	USF	3/9/10
3.	44	Cincinnati	3/10/09
4.	40	St. John's	3/13/19
5.	39	St. John's	3/9/22
	39	Xavier	3/8/17
	39	UConn	3/6/12

**Offensive Rebounds**

1.	18	USF	3/9/10
2.	17	Xavier	3/8/17
	17	UConn	3/6/12
4.	15	Marquette	3/7/18
	15	Providence	3/11/09

**Assists**

1.	17	Marquette	3/7/18
2.	16	Xavier	3/11/20
3.	14	St. John's	3/13/19
	14	Seton Hall	3/8/23
5.	13	Creighton	3/11/15
	13	Providence	3/11/09

**Blocks**

1.	6	Seton Hall	3/8/23
2.	4	St. John's	3/9/22
	4	Xavier	3/11/20
4.	3	Providence	3/10/21
	3	Rutgers	3/12/13
	3	UConn	3/6/12
	3	Villanova	3/7/07

**Steals**

1.	10	UConn	3/8/11
2.	8	Providence	3/10/21
	8	UConn	3/6/12
4.	7	Xavier	3/8/17
5.	6	Xavier	3/11/20
	6	Rutgers	3/12/13
	6	Cincinnati	3/10/09
	6	Providence	3/11/09
	6	Seton Hall	3/8/23

**Fewest Turnovers**

1.	8	UConn	3/6/12
2.	9	Providence	3/11/09
3.	10	USF	3/9/10
4.	11	Creighton	3/11/15
5.	12	Rutgers	3/12/13

**Most Turnovers**

1.	19	Cincinnati	3/10/09
2.	17	Georgetown	3/9/16
3.	15	St. John's	3/9/22
	15	UConn	3/11/21
	15	Providence	3/10/21

**Rebound Margin**

1.	+11	Providence	3/10/21
2.	+10	St. John's	3/13/19
3.	+9	Cincinnati	3/10/09
4.	+7	St. John's	3/9/22

+7	Marquette	3/7/18
----	-----------	--------

**Points in a Half**

1.	44	St. John's (2H)	3/9/22
2.	43	UConn (2H)	3/8/11
	43	Providence (2H)	3/11/09
4.	42	Marquette (2H)	3/7/18
	42	Cincinnati (2H)	3/10/09

**Field Goal Percentage in a Half**

1.	.608	St. John's (2H)	3/9/22
2.	.560	Xavier (1H)	3/11/20
3.	.520	Providence (2H)	3/10/21
4.	.500	Marquette (2H)	3/7/18
5.	.484	St. John's (2H)	3/13/19

**3-Point FG Percentage in a Half**

1.	.600	Seton Hall (1H)	3/8/23
2.	.500	UConn (2H)	3/11/21
3.	.467	Providence (2H)	3/11/09
4.	.444	Xavier (1H)	3/11/20
5.	.429	UConn (2H)	3/8/11

**OPPONENT TEAM SINGLE-GAME**

**Most Points**

1.	97	UConn	3/8/11
2.	94	UConn	3/11/21
3.	92	St. John's	3/9/22
4.	83	Providence	3/11/09
5.	82	St. John's	3/13/19

**Fewest Points**

1.	58	USF	3/9/10
2.	57	Cincinnati	3/10/09
3.	62	Providence	3/10/21
4.	65	Seton Hall	3/8/23
5.	67	Xavier	3/11/20

**FG Made**

1.	37	St. John's	3/9/22
2.	34	UConn	3/11/21
3.	33	Rutgers	3/12/13
	33	UConn	3/8/11
5.	31	St. John's	3/13/19
	31	UConn	3/6/12

**FG Attempted**

1.	76	UConn	3/11/21
2.	74	St. John's	3/9/22
3.	67	St. John's	3/13/19
	67	Cincinnati	3/10/09
5.	60	Xavier	3/11/20
	60	USF	3/9/10

**FG Percentage**

1.	.611	Rutgers	3/12/13
2.	.600	UConn	3/8/11
3.	.538	Providence	3/11/09
4.	.534	UConn	3/6/12
5.	.500	St. John's	3/9/22
	.500	Marquette	3/7/18
	.500	Georgetown	3/9/16
	.500	Seton Hall	3/8/23

**3-Point Field Goals Made**

1.	9	Providence	3/11/09
2.	8	UConn	3/11/21
	8	Marquette	3/7/18
	8	UConn	3/6/12

**INDIVIDUAL SINGLE-GAME****Points**

1.	31	Will Walker	Providence	3/11/09
2.	30	Dar Tucker	Providence	3/11/09
3.	25	Cleveland Melvin	Rutgers	3/12/13
4.	23	Eli Cain	St. John's	3/13/19
5.	22	Max Strus	Marquette	3/7/18
	22	Marin Maric	Marquette	3/7/18

**FG Made**

1.	11	Will Walker	Providence	3/11/09
2.	10	Cleveland Melvin	Rutgers	3/12/13
	10	Dar Tucker	Providence	3/11/09
4.	9	Javon Freeman-Liberty	Providence	3/10/21
	9	Devin Gauge	St. John's	3/13/19

**FG Attempted**

1.	24	Will Walker	USF	3/9/10
	24	Will Walker	Providence	3/11/09
3.	22	Dar Tucker	Providence	3/11/09
4.	20	Devin Gage	St. John's	3/13/19
	20	Cleveland Melvin	UConn	3/6/12

**FG Percentage (min. 5 attempts)**

1.	.714	David Jones	St. John's	3/9/22
2.	.667	Brandon Cyrus	Xavier	3/8/17
3.	.625	Nick Ongenda	St. John's	3/9/22
	.625	Cleveland Melvin	Rutgers	3/12/13
4.	.615	Charlie Moore	Providence	3/10/21
	.615	Sammy Mejia	Villanova	3/7/07

**3-Point Field Goals Made**

1.	6	Will Walker	Providence	3/11/09
2.	5	Moses Morgan	UConn	3/6/12
	5	Jeremiah Kelly	UConn	3/8/11
4.	4	Max Strus	Marquette	3/7/18
	4	Will Walker	USF	3/9/10
	4	Jeremiah Kelly	Cincinnati	3/10/09
	4	Dar Tucker	Providence	3/11/09

**3-Point Field Goals Attempted**

1.	14	Will Walker	USF	3/9/10
2.	13	Will Walker	Providence	3/11/09
3.	11	Max Strus	Marquette	3/7/18
	11	Dar Tucker	Providence	3/11/09
5.	10	Jeremiah Kelly	UConn	3/8/11

**3-Point Field Goal Percentage (min. 3 attempts)**

1.	1.000	Mario Stula	Providence	3/11/09
2.	.833	Moses Morgan	UConn	3/6/12
3.	.667	Philmon Gebrewit	St. John's	3/9/22
	.667	Ray Salnave	UConn	3/11/21
	.667	Jeremiah Kelly	Cincinnati	3/10/09

**Free Throws Made**

1.	8	Eli Cain	St. John's	3/13/19
2.	7	Marin Maric	Marquette	3/7/18
	7	Eli Cain	Xavier	3/8/17
4.	6	Javon Freeman-Liberty	UConn	3/11/21
	6	Dar Tucker	Providence	3/11/09

**Free Throws Attempted**

1.	12	Eli Cain	St. John's	3/13/19
2.	11	Dar Tucker	Providence	3/11/09
3.	9	Marin Maric	Marquette	3/7/18
4.	8	Eli Cain	Xavier	3/8/17
	8	Tony Freeland	UConn	3/8/11

**Free Throw Percentage (min. 4 attempts)**

1.	1.000	Max Strus	St. John's	3/13/19
	1.000	Cleveland Melvin	Rutgers	3/12/13
	1.000	Worrel Clahar	UConn	3/6/12

1.00	Sammy Mejia	Villanova	3/7/07
1.00	Wilson Chandler	Villanova	3/7/07

**Rebounds**

1.	14	Jaylen Butz	St. John's	3/13/19
2.	11	Tre'Darius McCallum	Xavier	3/8/17
3.	10	Marin Maric	Marquette	3/7/18
	10	Mac Koshwal	USF	3/9/10
5.	9	Myke Henry	Creighton	3/11/15
	9	Cleveland Melvin	UConn	3/6/12
	9	Tony Freeland	USF	3/9/10
	9	Mac Koshwal	Cincinnati	3/10/09

**Assists**

1.	10	Eli Cain	Marquette	3/7/18
2.	8	Billy Garrett	Creighton	3/11/15
3.	7	Jeremiah Kelly	Providence	3/11/09
4.	5	Javon Freeman-Liberty	St. John's	3/9/22
	5	Jaylen Butz	St. John's	3/13/19
	5	Mac Koshwal	Cincinnati	3/10/09

**Blocks**

1.	2	David Jones	St. John's	3/9/22
	2	Pauly Paulicap	UConn	3/11/21
	2	Donnavan Kirk	UConn	3/6/12
	2	Mac Koshwal	USF	3/9/10

**Steals**

1.	3	Romeo Weems	Providence	3/10/21
	3	Max Strus	Marquette	3/7/18
	3	Brandon Cyrus	Xavier	3/8/17
	3	Tony Freeland	UConn	3/8/11
	3	Jimmy Drew	UConn	3/8/11
	3	Will Walker	Cincinnati	3/10/09
	3	Mac Koshwal	Providence	3/11/09

**Minutes Played**

1.	40	Max Strus	Marquette	3/7/18
	40	Mac Koshwal	Cincinnati	3/10/09
	40	Jeremiah Kelly	Cincinnati	3/10/09
	40	Will Walker	Cincinnati	3/10/09
	40	Will Walker	Providence	3/11/09
	40	Jeremiah Kelly	Providence	3/11/09
	40	Dar Tucker	Providence	3/11/09
	40	Wilson Chandler	Villanova	3/7/07

# ★ WINTRUST ARENA RECORDS

## TEAM RECORDS

### Points Scored

1.	104	DePaul (vs. Chicago State)	12/12/18
2.	103	Villanova	12/27/17
	103	DePaul (vs. Samford)	11/30/22
4.	101	DePaul (vs. Eastern Mich.)	11/28/21
	101	DePaul (vs. Georgetown)	3/6/19
6.	99	DePaul (vs. St. John's)	2/27/22
	99	DePaul (vs. Central Mich.)	11/13/21
8.	98	Samford	11/30/22
9.	97	DePaul (vs. Coppin State)	11/10/21
10.	94	St. John's	2/27/22

### Fewest Points

1.	47	DePaul (vs. Providence)	2/13/21
2.	50	DePaul (vs. UConn)	1/29/22
	50	Florida A&M	12/3/18
4.	53	DePaul (vs. Providence)	1/1/22
	53	DePaul (vs. Butler)	1/19/21
	53	DePaul (vs. UConn)	1/11/21
7.	54	Cornell	11/16/19
	54	Alcorn State	11/5/19
9.	55	Chicago	11/6/19
	55	Providence	2/2/19

### Points in Half

1.	59	DePaul (vs. St. John's 2H)	3/3/19
2.	58	DePaul (vs. Marquette 2H)	3/2/22
	58	DePaul (vs. Central Mich. 2H)	11/13/21
4.	57	Seton Hall (2H)	1/13/22
5.	56	Marquette (2H)	1/28/23
	56	DePaul (vs. Coppin State 2H)	11/10/21
	56	DePaul (vs. Central Mich 2H)	11/26/19
8.	55	DePaul (vs. Chicago State 2H)	12/12/18
	55	Villanova (2H)	12/27/17
10.	54	DePaul (vs. Georgetown 1H)	3/6/19

### Fewest Points in Half

1.	16	DePaul (vs. Xavier 1H)	2/4/20
2.	17	DePaul (vs. Providence 1H)	1/1/22
	17	DePaul (vs. Butler 1H)	1/19/21
4.	19	DePaul (vs. Providence 2H)	2/13/21
	19	DePaul (vs. Butler 1H)	2/20/18
6.	20	Morgan State (1H)	11/12/18
7.	21	Delaware State (1H)	11/13/17
	21	DePaul (vs. UConn 2H)	1/29/22
9.	22	Alabama A&M (1H)	12/11/17
10.	23	Providence (1H)	2/2/19
	23	Central Conn. (1H)	12/6/17
	23	DePaul (vs. UConn 2H)	1/11/21
	23	DePaul (vs. UConn 1H)	12/5/19
	23	DePaul (vs. Providence 1H)	1/1/23

### Field Goals Made

1.	40	DePaul (vs. Eastern Mich.)	11/28/21
2.	38	Villanova	12/27/17
3.	37	St. John's	2/27/22
4.	36	DePaul (vs. Coppin State)	11/10/21
	36	DePaul (vs. Western Illinois)	12/23/20
6.	35	DePaul (vs. Duquesne)	12/7/21
	35	DePaul (vs. Central Mich.)	11/13/21
	35	Butler	1/16/19
	35	DePaul (vs. Chicago State)	12/12/18
	35	DePaul (vs. Morgan State)	11/12/18

### Fewest Field Goals Made

1.	15	DePaul (vs. UConn)	1/29/22
	15	Delaware State	11/13/17
3.	16	Chicago	11/7/19

16	Providence	2/2/19	
4.	17	DePaul (vs. Providence)	1/1/22
	17	DePaul (vs. Marquette)	3/3/20
	17	Alcorn State	11/5/19
	17	Florida A&M	12/3/18

### Field Goal Attempts

1.	76	DePaul (vs. St. John's)	2/14/23
	76	St. John's	2/27/22
	76	DePaul (vs. Coppin State)	11/10/21
3.	75	Samford	11/30/22
4.	72	Western Illinois	11/20/21
	72	DePaul (vs. Northwestern)	12/21/19
5.	71	Xavier	1/18/23
	71	Seton Hall	1/13/22
	71	DePaul (vs. Marquette)	3/2/21
	71	Western Illinois	12/23/20
	71	DePaul (vs. Boston College)	12/22/18
	71	DePaul (vs. Villanova)	12/27/17
	71	DePaul (vs. Central Conn.)	12/6/17
	71	DePaul (vs. Delaware State)	11/13/17

### Fewest Field Goal Attempts

1.	45	DePaul (vs. Butler)	1/18/20
	45	Florida A&M	12/3/18
3.	47	DePaul (vs. St. John's)	3/3/19
	47	Butler	1/20/18
5.	48	Villanova	1/8/22
	48	Fairleigh Dickinson	11/18/19
	48	DePaul (vs. Incarnate Word)	12/19/18
	48	Delaware State	11/13/17
9.	49	DePaul (vs. Seton Hall)	1/14/23
10.	50	Providence	1/1/23
	50	Butler	2/15/22
	50	DePaul (vs. UConn)	1/11/21
	50	Seton Hall	1/9/21
	50	Seton Hall	12/30/19
	50	Xavier	12/29/18
	50	Xavier	3/3/18

### Field Goal Percentage

1.	.625	DePaul (vs. Incarnate Word)	12/19/18
2.	.590	DePaul (vs. Western Illinois)	12/23/20
3.	.589	DePaul (vs. Western Illinois)	11/11/22
	.589	DePaul (vs. Chicago)	11/6/19
5.	.583	Butler	1/16/19
6.	.580	DePaul (vs. Eastern Mich.)	11/28/21
7.	.576	DePaul (vs. Youngstown St.)	12/2/17
8.	.574	DePaul (vs. St. John's)	3/3/19

### Lowest Field Goal Percentage

1.	.258	Alcorn State	11/5/19
2.	.281	Chicago	11/6/19
3.	.286	Providence	2/2/19
4.	.288	DePaul (vs. UConn)	1/29/22
5.	.298	DePaul (vs. Providence)	1/1/22
6.	.304	DePaul (vs. Marquette)	3/3/20
7.	.306	DePaul (vs. Providence)	2/13/21
8.	.308	DePaul (vs. St. John's)	1/25/20
9.	.313	Delaware State	11/13/17
10.	.333	DePaul (vs. Butler)	1/19/21
	.333	Eastern Michigan	11/28/21
	.333	Northern Kentucky	11/26/21

### Three-Point Field Goals

1.	18	DePaul (vs. Samford)	11/30/22
	18	Villanova	2/19/20
3.	15	Marquette	1/28/23
	15	Villanova	1/30/19

15	Villanova	12/27/17	
6.	14	DePaul (vs. Georgetown)	3/6/19
	14	Incarnate Word	12/19/18
	14	DePaul (vs. UTEP)	12/10/22
9.	13	St. John's	1/25/20
	13	Chicago	11/6/19
	13	Butler	1/16/19
	13	Cleveland State	11/28/18
	13	Miami (Ohio)	12/21/17

### 3-Point Field Goals Attempted

1.	36	Marquette	1/28/23
2.	35	Villanova	1/30/19
3.	34	DePaul (vs. Samford)	11/30/22
4.	33	Chicago	11/6/19
	33	Miami (Ohio)	12/21/17
6.	32	Villanova	2/8/23
	32	St. John's	1/25/20
8.	31	Western Illinois	11/20/21
	31	Western Illinois	12/23/20
	31	Buffalo	12/8/19
	31	UIC	12/14/18
	31	Cleveland State	11/28/18
	31	Villanova	12/27/17

### 3-Point Field Goal Percentage

1.	.692	Villanova	2/19/20
2.	.588	DePaul (vs. Butler)	1/18/20
3.	.560	Incarnate Word	12/19/18
4.	.538	DePaul (vs. Marquette)	2/12/19
	.538	Florida A&M	12/3/18
6.	.533	Providence	1/1/22
7.	.529	DePaul (vs. Samford)	11/30/22
8.	.519	DePaul (vs. UTEP)	12/10/22
9.	.500	Providence	1/1/23
	.500	DePaul (vs. Georgetown)	12/29/22
	.500	Georgetown	12/29/22
	.500	Coppin State	11/10/21
	.500	DePaul (vs. Western Illinois)	12/23/20
	.500	DePaul (vs. Georgetown)	3/6/19
	.500	St. John's	2/14/18
	.500	Seton Hall	1/28/18

### Free Throws Made

1.	36	DePaul (vs. Seton Hall)	1/13/22
2.	32	DePaul (vs. St. John's)	3/3/19
3.	31	DePaul (vs. Marquette)	3/3/20
	31	Georgetown	1/2/18
5.	30	UConn	1/31/23
6.	29	Seton Hall	1/13/22
7.	25	Texas A&M	11/25/22
	25	DePaul (vs. Western Illinois)	11/20/21
	25	DePaul (vs. Butler)	1/18/20
10.	23	Butler	1/4/23
	23	DePaul (vs. Villanova)	1/8/22
	23	Creighton	1/22/20
	23	DePaul (vs. Georgetown)	3/6/19
	23	DePaul (vs. Chicago State)	12/12/18
	23	DePaul (vs. Marquette)	2/24/18
	23	Delaware State	11/13/17

### Free Throws Attempted

1.	45	DePaul (vs. Seton Hall)	1/13/22
2.	42	DePaul (vs. St. John's)	3/3/19
3.	38	DePaul (vs. St. John's)	2/27/22
4.	37	Georgetown	1/2/18
5.	35	DePaul (vs. Marquette)	3/3/20
	35	Delaware State	11/13/17
6.	34	UConn	1/31/23

34	DePaul (vs. St. John's)	1/25/20	24	DePaul (vs. Georgetown)	3/6/19		
8. 33	DePaul (vs. Rutgers)	11/18/21	24	DePaul (vs. Chicago State)	12/12/18	<b>Field Goals Made</b>	
9. 32	Seton Hall	1/13/22	24	DePaul (vs. Alabama A&M)	12/11/17	1. 14	Javon Freeman-Liberty vs. St. John's 2/27/22
32	DePaul (vs. Western Illinois)	11/20/21	5. 23	Villanova	12/27/17	14	Max Strus vs. St. John's 3/3/19
32	DePaul (vs. Butler)	1/18/20	6. 22	Marquette	1/28/23	3. 11	Brandon Murray (Georgetown) 12/29/22
32	DePaul (vs. Marquette)	2/24/18	22	DePaul (vs. Western Illinois)	12/23/20	11	Javon Freeman-Liberty vs. Duquesne 12/7/21
			22	Villanova	2/19/20	11	Javon Freeman-Liberty vs. WIU 11/20/21
			22	DePaul (vs. Morgan State)	11/12/18	11	Max Strus vs. Northwestern 12/16/17
<b>Free Throw Percentage</b>							
1. 1.000	Butler	1/16/19					
1.000	Central Connecticut	12/6/17	<b>Blocked Shots</b>			<b>Field Goal Attempts</b>	
3. .944	DePaul (vs. Providence)	2/2/19	1. 13	DePaul (vs. St. John's)	2/14/23	1. 27	Julian Champagnie (St. John's) 2/27/22
4. .941	Chicago State	12/12/18	2. 11	DePaul (vs. Buffalo)	12/8/19	2. 23	Javan Johnson vs. St. John's 2/14/23
5. .933	Xavier	1/18/23	3. 10	DePaul (vs. Providence)	1/4/20	23	David Jones (St. John's) 2/14/23
6. .909	DePaul (vs. Marquette)	3/2/22	4. 9	DePaul (vs. Eastern Mich.)	11/28/21	23	Max Strus vs. UIC 12/14/18
.909	Villanova	1/8/22	9	Georgetown	2/27/21	5. 22	Javon Freeman-Liberty vs. Creighton 2/17/22
8. .906	Seton Hall	1/13/22	9	Providence	2/13/21	22	Jared Rhoden (Seton Hall) 1/13/22
9. .905	Georgetown	2/27/21	9	DePaul (vs. Western Illinois)	12/23/20	22	Marques Warrick (NKU) 11/26/21
10. .900	DePaul (vs. Georgetown)	2/27/21	8. 7	DePaul (vs. St. John's)	2/27/22	22	Max Strus vs. St. John's 3/3/19
			7	DePaul (vs. Seton Hall)	1/13/22	22	Max Strus vs. Boston College 12/22/18
			7	DePaul (vs. Providence)	1/1/22	10. 21	Javon Freeman-Liberty vs. St. John's 2/27/22
			7	DePaul (vs. Loyola-Chicago)	12/4/21	21	David Jones vs. Loyola 12/4/21
			7	Seton Hall	12/30/19	21	Javon Freeman-Liberty vs. WIU 11/20/21
			7	DePaul (vs. Cornell)	11/16/19		
			7	Marquette	2/12/19	<b>Field Goal Percentage (min. 10 FGA)</b>	
			7	DePaul (vs. Cleveland State)	11/28/18	1. .800	Umoja Gibson vs. WIU 11/11/22
<b>Lowest Free Throw Percentage</b>						.800	Femi Olujubi vs. St. John's 3/3/19
1. .375	DePaul (vs. Northwestern)	12/16/17	<b>Steals</b>			3. .769	Adama Sanogo (UConn) 1/31/23
2. .385	DePaul (vs. Creighton)	2/20/19	1. 16	UConn	1/11/21	.769	Jaylen Butz vs. Northwestern 12/21/19
3. .389	DePaul (vs. Buffalo)	12/8/19	2. 13	Providence	2/2/19	5. .750	Da'Sean Nelson vs. Villanova 1/10/23
4. .429	Butler	1/19/21	3. 12	Buffalo	12/8/19	.750	Paul Reed vs. Cornell 11/16/19
5. .462	Bethune-Cookman	11/7/18	12	DePaul (vs. Seton Hall)	12/30/19	7. .727	Nick Ongenda vs. Georgetown 2/9/22
6. .467	Alcorn State	11/5/19	12	DePaul (vs. Texas Tech)	12/4/19	.727	Kamar Baldwin (Butler) 1/6/19
7. .455	DePaul (vs. Butler)	2/22/23	12	DePaul (vs. Chicago State)	12/12/18	.727	Brandon Johnson vs. Central Mich. 11/13/21
8. .471	Loyola (Md.)	11/7/22	7. 11	Xavier	1/19/22	.727	Femi Olujubi vs. Villanova 1/30/19
9. .500	Marquette	1/28/23	11	DePaul (vs. UIC)	12/14/19		
.500	DePaul (vs. Xavier)	1/19/22	11	DePaul (vs. Buffalo)	12/8/19	<b>3-Point Field Goals</b>	
.500	Duquesne	12/7/21	11	DePaul (vs. Central Mich.)	11/26/19	1. 8	David Joplin (Marquette) 1/28/23
.500	DePaul (vs. UConn)	1/11/21	11	DePaul (vs. Alcorn State)	11/5/19	8	Kaiden Rice (Georgetown) 2/9/22
.500	DePaul (vs. Xavier)	2/4/20	11	DePaul (vs. Georgetown)	3/6/19	8	Max Strus vs. Georgetown 3/6/19
.500	Cornell	11/16/19	11	DePaul (vs. Miami Ohio)	12/21/17	8	Max Strus vs. UIC 12/14/18
.500	DePaul (vs. Seton Hall)	1/28/18				5. 7	LJ Figueroa (St. John's) 1/25/20
						7	Scottie Lindsey (Northwestern) 12/16/17
<b>Rebounds</b>						7. 6	Javan Johnson vs. St. John's 2/14/23
1. 62	St. John's	2/14/23	<b>DePaul Largest Margin of Victory</b>			6	Javan Johnson vs. Samford 11/30/22
2. 53	Buffalo	12/8/19	1. 38	Eastern Michigan	11/28/21	6	Jalen Coleman-Lands vs. Central Mich. 11/26/19
2. 52	DePaul (vs. Morgan State)	11/12/18	2. 34	Chicago State	12/12/18	6	Dallas Morgan (Central Mich.) 11/26/19
52	DePaul (vs. Delaware State)	11/13/17	3. 33	Central Michigan	11/13/21	6	Max Strus vs. St. John's 3/3/19
4. 50	DePaul (vs. Coppin State)	11/10/21	4. 32	Georgetown	3/6/19	6	Max Strus vs. Northwestern 12/16/17
50	Xavier	2/4/20	5. 29	Chicago	8/6/19		
50	DePaul (vs. Villanova)	12/27/17	6. 28	Morgan State	11/12/18		
7. 49	DePaul (vs. Central Michigan)	11/26/19	28	Central Conn.	12/6/17	<b>3-Point Field Goal Attempts</b>	
49	DePaul (vs. Marquette)	2/24/18				1. 16	Max Strus vs. UIC 12/14/18
						2. 15	Max Strus vs. Georgetown 3/6/19
<b>Offensive Rebounds</b>						3. 14	Javan Johnson vs. St. John's 2/14/23
1. 25	St. John's	2/14/23	<b>DePaul Largest Margin of Defeat</b>			4. 13	Caleb Daniels (Villanova) 1/10/23
2. 22	DePaul (vs. Villanova)	12/27/17	1. 20	Marquette	1/28/23	13	Kaiden Rice (Georgetown) 2/9/22
3. 21	DePaul (vs. Marquette)	2/12/19	2. 20	Villanova	2/19/20	13	Scottie Lindsey (Northwestern) 12/16/17
21	DePaul (vs. Delaware State)	11/13/17	2. 19	Marquette	2/12/19	7. 12	Umoja Gibson vs. Butler 2/22/23
5. 20	DePaul (vs. Coppin State)	11/10/21	3. 18	Butler	1/16/19	12	Jair Bolden (Butler) 1/19/21
20	DePaul (vs. St. John's)	1/27/21	18	Villanova	12/27/17	12	LJ Figueroa (St. John's) 1/25/20
20	DePaul (vs. Central Conn.)	12/6/17	5. 17	Providence	1/1/22	12	Coleman-Lands vs. Central Mich. 11/26/19
			6. 16	Texas A&M	11/25/22	12	Max Strus vs. Bethune-Cook. 11/7/18
			16	Seton Hall	1/28/18	12	Max Strus vs. Northwestern 12/16/17
						12	Max Strus vs. Notre Dame 11/11/17
<b>Defensive Rebounds</b>						<b>3-Point Field Goal Percentage (min. 3FGA)</b>	
1. 37	St. John's	2/14/23	<b>INDIVIDUAL RECORDS</b>			1. 1.000	Brandon Murray (Georgetown) 12/29/22
37	DePaul (vs. Chicago)	11/6/19	<b>Points Scored</b>			1.000	Braun Hartfield (Youngstown State) 12/2/17
3. 36	St. John's	1/25/20	1. 43	Max Strus vs. St. John's	3/3/19	3. .800	Javan Johnson vs. Creighton 3/4/23
36	Buffalo	12/8/19	2. 39	Javon Freeman-Liberty vs. St. John's	2/27/22	.800	Tyrece Radford (Texas A&M) 11/25/22
5. 35	Xavier	2/4/20	3. 36	Marksu Howard (Marquette)	2/12/19	.800	Umoja Gibson vs. WIU 11/11/22
35	DePaul (vs. Central Mich.)	11/26/19	4. 34	Javon Freeman-Liberty vs. Villanova	1/8/22	.800	Romeo Weems vs. Georgetown 2/22/20
35	DePaul (vs. Morgan State)	11/12/18	34	Max Strus vs. UIC	12/14/18	.800	Justin Moore (Villanova) 2/19/20
8. 34	DePaul (vs. Georgetown)	2/9/22	6. 33	Javon Freeman-Liberty vs. WIU	11/20/21		
34	DePaul (vs. Western Illinois)	11/20/21	33	Max Strus vs. Northwestern	12/16/17		
34	DePaul (vs. Central Mich.)	11/13/21	8. 31	Umoja Gibson vs. Georgetown	12/29/22		
34	DePaul (vs. Penn State)	11/15/18	31	Tyrece Radford (Texas A&M)	11/25/22		
34	Notre Dame	11/11/17	31	Markus Howard (Marquette)	3/3/20		
<b>Assists</b>							
1. 24	DePaul (vs. Samford)	11/30/22					

.800	Eli Cain vs. Creighton	2/7/18	10	Shamorie Ponds (St. John's)	2/14/18
			10	Eli Cain vs. Georgetown	1/2/18

**Free Throws Made**

1.	12	Jordan Hawkins (UConn)	1/31/23	<b>Steals</b>
2.	11	Tyrece Radford (Texas A&M)	11/25/22	1. 7
	11	Jalen Terry vs. Seton Hall	1/13/22	2. 6
	11	Bryce Aiken (Seton Hall)	1/13/22	6
	11	Markus Howard (Marquette)	3/3/20	6
	11	Myles Powell (Seton Hall)	12/30/19	5. 5

**Free Throws Attempted**

1.	15	Myles Powell (Seton Hall)	12/20/19	5	5	Javon Freeman-Liberty vs. St. John's	2/27/22
	15	Femi Olujobi vs. St. John's	3/3/19	5	5	David Jones vs. Seton Hall	1/13/22
3.	14	Jordan Hawkins (UConn)	1/31/23	5	5	Romeo Weems vs. Butler	1/19/21
4.	13	Tyrece Radford (Texas A&M)	11/25/22	5	5	Tyrese Martin (UConn)	1/11/21
	13	Jalen Terry vs. Seton Hall	1/13/22	5	5	Myles Powell (Seton Hall)	12/30/19
	13	Javon Freeman-Liberty vs. WIU	11/20/21	5	5	Charlie Moore vs. Texas Tech	12/4/19
	13	Markus Howard (Marquette)	3/3/20				

**Free Throw Percentage (min. 8 FTA)**

1.	1.000	Tristen Newton (UConn)	1/31/23	3.	6	Nick Ongenda vs. Butler	2/22/23
	1.000	Umoja Gibson vs. Georgetown	12/29/22	6	6	Nick Ongenda vs. WIU	12/23/20
	1.000	Max Strus vs. St. John's	3/3/19	6	6	Theo John (Marquette)	2/12/19
	1.000	Kamar Baldwin (Butler)	1/20/18	6	6	Paul Reed vs. Cleveland State	11/28/18
	1.000	Marcus Derrickson (Georgetown)	1/2/18	7.	5	Ike Obiagu (Seton Hall)	1/13/22
6.	.917	Bryce Aiken (Seton Hall)	1/13/22	5	5	Yor Anei vs. Eastern Michigan	11/28/21
7.	.909	Javon Freeman-Liberty vs. Villanova	1/8/22	5	5	Paul Reed vs. Buffalo	12/8/19
8.	.900	Darious Hall vs. Marquette	3/3/20				
	.900	Charlie Moore vs. St. John's	1/25/20				
	.900	Paul Reed vs. Xavier	12/29/18				
	.900	Marin Maric vs. Miami (OH)	12/21/17				

**Rebounds**

1.	19	Angel Delgado (Seton Hall)	1/28/18
2.	18	Tyrique Jones (Xavier)	2/4/20
	18	Paul Reed vs. Buffalo	12/8/19
4.	17	David Jones vs. Coppin State	11/10/21
5.	16	Joel Soriano (St. John's)	2/14/23
	16	Qudus Wahab (Georgetown)	12/29/22
	16	Pauly Paulicap vs. St. John's	1/27/21

**Offensive Rebounds**

1.	10	Pauly Paulicap vs. St. John's	1/27/21
2.	8	Tyrique Jones (Xavier)	2/4/20
3.	7	Qudus Wahab (Georgetown)	12/29/22
	7	Brandon Johnson vs. Butler	2/15/22
	7	David Jones vs. Coppin State	11/10/21
	7	Saddiq Bey (Villanova)	1/30/19

**Defensive Rebounds**

1.	14	Angel Delgado (Seton Hall)	1/28/18
2.	13	David Jones vs. Georgetown	2/9/22
	13	Bryce Nze (Butler)	1/19/21
	13	Kamar Baldwin (Butler)	1/6/19
	13	Paul Reed vs. Buffalo	12/8/19
6.	12	Naji Marshall (Xavier)	12/29/18
7.	11	Javon Freeman-Liberty vs. NKU	11/26/21
	11	Javon Freeman-Liberty vs. WIU	11/20/21
	11	Max Strus vs. UIC	12/14/18

**Assists**

1.	13	Charlie Moore vs. Cental Mich.	11/26/19
2.	11	Primo Spears (Georgetown)	12/29/22
	11	Eli Cain vs. Chicago State	12/12/18
	11	Eli Cain vs. St. John's	2/14/18
4.	10	Tyler Kolek (Marquette)	1/28/23
	10	Umoja Gibson vs. Texas A&M	11/25/22
	10	David Jones vs. Georgetown	2/9/22
	10	Marcus Zegarowski (Creighton)	1/22/20
	10	Charlie Moore vs. Northwestern	12/21/19
	10	Charlie Moore vs. Texas Tech	12/4/19
	10	Devin Gage vs. Georgetown	3/6/19



# ★ MCGRATH-PHILLIPS ARENA RECORDS

## TEAM RECORDS

### Points

DePaul: 114 vs. Chicago State (11/14/10)  
Opponent: 96 vs. USF (4/3/19)

### Field Goals Made

DePaul: 42 vs. Chicago State (11/14/10)  
Opponent: 34 vs. USF (4/3/19)

### Field Goal Attempts

DePaul: 74 vs. Central Michigan (3/20/19)  
Opponent: 73 vs. USF (4/3/19)

### Field Goal Percentage

DePaul: .592 vs. Chicago State (11/14/10)  
Opponent: .527 vs. Ball State (12/11/10)

### 3-Point Field Goals Made

DePaul: 12 vs. UT Pan American (11/11/11)  
Opponent: 13 vs. USF (4/3/19)  
13 vs. Longwood (3/25/19)

### 3-Point Field Goal Attempts

DePaul: 28 vs. UIC (11/14/14)  
Opponent: 34 vs. USF (4/3/19)

### 3-Point Field Goal Percentage

DePaul: .524 vs. Grambling State (11/9/13)  
.524 vs. UC Riverside (11/9/12)  
Opponent: .481 vs. Longwood (3/25/19)

### Free Throws

DePaul: 27 vs. Robert Morris (11/13/16)  
Opponent: 24 vs. UIC (11/14/14)

### Free Throw Attempts

DePaul: 38 vs. USF (4/5/19)  
Opponent: 29 vs. UIC (11/14/14)  
29 vs. Mississippi Valley State (11/14/11)

### Free Throw Percentage (min. 10 FT made)

DePaul: .957 vs. Coastal Carolina (3/27/19)  
Opponent: .833 vs. Drake (11/30/16)

### Rebounds

DePaul: 53 vs. Grambling State (11/9/13)  
Opponent: 46 vs. UIC (11/14/14)

### Assists

DePaul: 31 vs. Chicago State (11/14/10)  
Opponent: 19 vs. Central Michigan (3/20/19)

### Blocked Shots

DePaul: 7 vs. Central Michigan (3/20/19)  
7 vs. Chicago State (11/14/10)  
Opponent: 6 vs. Grambling State (11/9/13)

### Steals

DePaul: 17 vs. Chicago State (11/14/10)  
Opponent: 10 vs. Robert Morris (11/13/16)  
10 vs. Mississippi Valley State (11/14/11)

## INDIVIDUAL RECORDS

### Points

DePaul: 38, Max Strus vs. Longwood (3/25/19)  
Opponent: 35, Laquincy Rideau vs. USF (4/3/19)

### Field Goals Made

DePaul: 15, Max Strus vs. Longwood (3/25/19)  
Opponent: 11, Lauquincy Rideau vs. USF (4/3/19)  
11, Alexis Yetna vs. USF (4/3/19)

### Field Goal Attempts

DePaul: 26, Max Strus vs. USF (4/3/19)  
Opponent: 21, Carlos Rivera vs. Hofstra (3/14/07)

### Field Goal Percentage (min. 10 FG made)

DePaul: .786, Paul Reed vs. USF (4/3/19)  
.786, Paul Reed vs. Coastal Carolina (3/27/19)  
Opponent: .917 Alexis Yetna vs. USF (4/3/19)

### 3-Point Field Goals Made

DePaul: 7, Max Strus vs. Central Mich. (3/20/19)  
Opponent: 7, Laquincy Rideau vs. USF (4/3/19)

### 3-Point Field Goal Attempts

DePaul: 14, Max Strus vs. USF (4/3/19)  
Opponent: 12, David DiLeo vs. Central Mich. (3/20/19)

### 3-Point FG Percentage (min. 5 3FG made)

DePaul: 1.000, Cleveland Melvin vs. Grambling St. (11/9/13)  
Opponent: .875, Laquincy Rideau vs. USF (4/3/19)

### 3-Point FG Percentage (min. 5 3FG made)

DePaul: 1.000, Cleveland Melvin vs. Grambling St. (11/9/13)  
Opponent: .875, Laquincy Rideau vs. USF (4/3/19)

### Free Throws Made

DePaul: 11, Max Strus vs. USF (4/5/19)  
11, Max Strus vs. Coastal Carolina (3/27/19)  
Opponent: 9, Kavon Stewart vs. Robert Morris (11/13/16)  
9, Chase Comier vs. Grambling State (11/9/13)

### Free Throw Attempts

DePaul: 14, Max Strus vs. USF (4/5/19)  
Opponent: 12, David Collins vs. USF (4/5/19)  
12, Chase Comier vs. Grambling State (11/9/13)

### Free Throw Percentage (min. 10 FT made)

DePaul: 11, Max Strus vs. Coastal Carolina (3/27/19)  
Opponent: none

### Rebounds

DePaul: 16, Paul Reed vs. USF (4/3/19)  
Opponent: 13, Alexis Yetna vs. USF (4/3/19)

### Assists

DePaul: 8, Draelon Burns vs. Hofstra (3/14/07)  
Opponent: 9, Larry Austin Jr. vs. Central Mich. (3/20/19)

### Blocks

DePaul: 3, Six times  
Opponent: 2, Six times

### Steals

DePaul: 5, Cleveland Melvin vs. UC Riverside (11/9/12)  
Opponent: 4, Six times

# ★ ALLSTATE ARENA RECORDS

## TEAM RECORDS

### Points

DePaul: 125 vs. Loyola Marymount (1/5/92)  
Opponent: 111 vs. Loyola Marymount (12/23/88)

### Field Goals Made

DePaul: 54 vs. Loyola Marymount (1/5/92)  
Opponent: 40 (2x), last vs. Cincinnati (2/5/98)

### Field Goal Attempts

DePaul: 98 vs. Loyola Marymount (1/5/92)  
Opponent: 95 vs. Loyola Marymount (1/14/89)

### Field Goal Percentage

DePaul: .667 vs. Chicago State (12/17/16)  
.667 vs. Dayton (3/4/95)  
Opponent: .717 vs. Pitt (3/9/13)

### 3-Point Field Goals Made

DePaul: 16 vs. Syracuse (3/2/06)  
Opponent: 17 vs. North Carolina A&T (11/24/07)

### 3-Point Field Goal Attempts

DePaul: 33 vs. Temple (1/20/01)  
Opponent: 37 vs. Memphis (1/13/04)

### 3-Point Field Goal Percentage

DePaul: .857 vs. Dayton (2/7/89)  
Opponent: .875, Four times

### Free Throws

DePaul: 36 vs. Hartford (11/24/90)  
Opponent: 33 vs. Georgetown (1/13/90)

### Free Throw Attempts

DePaul: 46 vs. Western Michigan (12/9/87)  
Opponent: 41 (3x), last Georgetown (2/3/14)

### Free Throw Percentage (min. 10 FT made)

DePaul: .944 vs. Seton Hall (2/25/14)  
Opponent: 1.000, Four Times

### Rebounds

DePaul: 62 vs. Maine (1/5/94)  
Opponent: 56 vs. Pepperdine (11/28/87)

### Assists

DePaul: 37 vs. Youngstown State (11/28/02)  
Opponent: 27 vs. Cincinnati (2/5/98)

### Blocked Shots

DePaul: 14 vs. Dayton (2/7/87)  
Opponent: 12 (3x), last vs. Arizona State (12/6/13)

### Steals

DePaul: 20 vs. FIU (11/29/90)  
Opponent: 17 (2x) last vs. Maine (1/5/94)

## INDIVIDUAL RECORDS

### Points

DePaul: 47, Stanley Brundy vs. Loyola Marymount (12/23/88)  
Opponent: 42 (2x), last Jeff Fryer vs. Loyola Marymount (1/14/89)

### Field Goals Made

DePaul: 21, Stanley Brundy vs. Loyola Marymount (12/23/88)  
Opponent: 14 (2x), last DeJuan Blair vs. Pitt (2/7/09)

### Field Goal Attempts

DePaul: 27, Mark Aguirre vs. UAB (2/7/81)  
Opponent: 28, Malik Sealy vs. St. John's (3/2/91)

### Field Goal Percentage (min. 10 FG made)

DePaul: .875, Stanley Brundy vs. American (12/14/88)  
Opponent: .909, Lorenzen Wright vs. Memphis (1/8/95)

### 3-Point Field Goals Made

DePaul: 8, Draelon Burns vs. Texas A&M-CC (11/28/07)  
Opponent: 10, Steven Rush vs. North Carolina A&T (11/24/07)

### 3-Point Field Goal Attempts

DePaul: 14, Joe Tulley vs. Temple (1/20/01)  
Opponent: 17, Steven Rush vs. North Carolina A&T (11/24/07)

### 3-Point FG Percentage (min. 5 3FG made)

DePaul: 1.000 (4x) last Brandon Young vs. Central Michigan (12/5/10)  
Opponent: 1.000 (3x) last J.J. Moore vs. Pitt (3/9/13)

### Free Throws Made

DePaul: 15 (2x), last David Booth vs. Memphis State (1/11/92)  
Opponent: 14 (2x), last Eric Batchelor vs. UAB (2/24/01)

### Free Throw Attempts

DePaul: 18, Quentin Richardson vs. California (11/28/98)  
Opponent: 16, Davante Gardner vs. Marquette (2/22/14)  
16, Hank Gathers vs. Loyola Marymount (12/23/88)

### Free Throw Percentage (min. 10 FT made)

DePaul: 1.000, Billy Garrett Jr. vs. St. John's (1/18/05)  
1.000, Billy Garrett Jr. vs. Milwaukee (12/7/14)  
Opponent: 1.000 (5x), last Kellen Dunham vs. Butler (2/28/15)

### Rebounds

DePaul: 23, Stanley Brundy vs. Loyola Marymount (1/14/89)  
Opponent: 23 (2x), last Kentrell Gransberry vs. USF (3/3/07)

### Assists

DePaul: 17, Imari Sawyer vs. Youngstown State (11/25/01)  
Opponent: 16, Levance Fields vs. Pitt (2/7/09)

### Blocks

DePaul: 10, Dallas Comegys vs. Dayton (2/7/87)  
Opponent: 8, Jordan Bachynski vs. Arizona State (12/6/13)

### Steals

DePaul: 8 (3x), last Mac Koshwal vs. Rutgers (2/16/10)  
Opponent: 7, Charles White vs. Bradley (2/12/92)



1957-58	Bill Coglianese	.711	1961-62	M.C. Thompson	15.4	1982-83	Kenny Patterson	187
1958-59	Howie Carl	.826	1962-63	M.C. Thompson	12.4	1983-84	Kenny Patterson	189
1959-60	Howie Carl	.854	1963-64	Jesse Nash	12.3	1984-85	Kenny Patterson	201
1960-61	Howie Carl	.874	1964-65	Errol Palmer	11.2	1985-86	Rod Strickland	159
1961-62	Dick Cook	.725	1965-66	Errol Palmer	12.5	1986-87	Rod Strickland	196
1962-63	Dick Cook	.775	1966-67	Errol Palmer	11.3	1987-88	Rod Strickland	202
1963-64	Jim Murphy	.869	1967-68	Ken Wwarzynski	9.4	1988-89	Terence Greene	168
1964-65	Jim Murphy	.892	1968-69	Ken Warzynski	11.0	1989-90	Melvon Foster	127
1965-66	Terry Flanagan	.719	1969-70	Ken Warzynski	15.2	1990-91	Joe Daughrity	134
1966-67	Mike Norris	.794	1970-71	Al Burks	9.7	1991-92	Joe Daughrity	145
1967-68	Al Zetzsche	.798	1971-72	Al Burks	8.3	1992-93	Brandon Cole	135
1969-70	Al Zetzsche	.768	1972-73	Bill Robinzine	10.1	1993-94	Tom Kleinschmidt	107
1970-71	Harry Shields	.829	1973-74	Bill Robinzine	10.2	1994-95	Tom Kleinschmidt	127
1971-72	Jim Marino	.795	1974-75	Bill Robinzine	13.5	1995-96	Jermaine Watts	154
1972-73	Greg Boyd	.854	1975-76	Dave Corzine	8.8	1996-97	Thomas Cooper	61
1973-74	Greg Boyd	.696	1976-77	Dave Corzine	12.6	1997-98	Willie Coleman	84
1974-75	Bill Robinzine	.738	1977-78	Dave Corzine	11.3	1998-99	Kerry Hartfield	96
1975-76	Dave Corzine	.709	1978-79	Curtis Watkins	8.1	1999-00	Rashon Burno	148
1976-77	Curtis Watkins	.906	1979-80	Terry Cummings	9.4	2000-01	Imari Sawyer	179
1977-78	Curtis Watkins	.880	1980-81	Terry Cummings	9.0	2001-02	Rashon Burno	129
1978-79	Curtis Watkins	.868	1981-82	Terry Cummings	11.9	2002-03	Drake Diener	99
1979-80	Skip Dillard	.775	1982-83	Tyrone Corbin	7.9	2003-04	Sammy Mejia	140
1980-81	Clyde Bradshaw	.797	1983-84	Tyrone Corbin	7.4	2004-05	Cliff Clinkscales	104
1981-82	Skip Dillard	.775	1984-85	Tyrone Corbin	8.1	2005-06	Jabari Currie	76
1982-83	Tyrone Corbin	.773	1985-86	Marty Embry	7.3	2006-07	Jabari Currie	101
1983-84	Tyrone Corbin	.744	1986-87	Dallas Comegys	7.5	2007-08	Cliff Clinkscales	123
1984-85	Tyrone Corbin	.813	1987-88	Stanley Brundy	8.7	2008-09	Jeremiah Kelly	76
1985-86	Tony Jackson	.688	1988-89	Stanley Brundy	10.2	2009-10	Jeremiah Kelly	85
1986-87	Kevin Edwards	.808	1990-91	David Booth	6.8	2010-11	Brandon Young	115
1987-88	Kevin Edwards	.783	1991-92	Stephen Howard	8.7	2011-12	Brandon Young	147
1988-89	Terence Greene	.649	1992-93	Kris Hill	8.3	2012-13	Brandon Young	146
1989-90	Stephen Howard	.781	1993-94	Kris Hill	7.2	2013-14	Brandon Young	113
1990-91	Joe Daughrity	.782	1994-95	Will Macon	9.0	2014-15	Billy Garrett Jr.	126
1991-92	David Booth	.773	1995-96	Bryant Bowden	7.8	2015-16	Billy Garrett Jr.	106
1992-93	Brandon Cole	.762	1996-97	Charlest Gelatt	7.0	2016-17	Billy Garrett Jr.	107
1993-94	Brandon Cole	.833	1997-98	Demarcus Gaines	7.9	2017-18	Eli Cain	146
1994-95	Brandon Cole	.835	1998-99	Quentin Richardson	10.5	2018-19	Devin Gage	130
1995-96	Jermaine Watts	.766	1999-00	Quentin Richardson	9.8	2019-20	Charlie Moore	196
1996-97	Charles Gelatt	.723	2000-01	Bobby Simmons	8.6	2020-21	Charlie Moore	67
1997-98	Ayinde Avery	.717	2001-02	Andre Brown	9.4	2021-22	Jalen Terry	84
1998-99	Bobby Simmons	.793	2002-03	Andre Brown	9.0	2022-23	Umoja Gibson	154
1999-00	Bobby Simmons	.759	2003-04	Andre Brown	9.2			
2000-01	Bobby Simmons	.800	2004-05	Quemont Greer	7.6	<b>Blocked Shots</b>		
2001-02	Sam Hoskin	.762	2005-06	Wilson Chandler	7.2	1980-81	Terry Cummings	42
2002-03	Sam Hoskin	.822	2006-07	Wilson Chandler	6.9	1981-82	Walter Downing	49
2003-04	Drake Diener	.871	2007-08	Mac Koshwal	8.4	1982-83	Walter Downing	56
2004-05	Drake Diener	.909	2008-09	Mac Koshwal	9.6	1983-84	Dallas Comegys	79
2005-06	Draelon Burns	.837	2009-10	Mac Koshwal	10.1	1984-85	Dallas Comegys	51
2006-07	Draelon Burns	.733	2010-11	Krysz Faber	5.3	1985-86	Dallas Comegys	59
2007-08	Draelon Burns	.810	2011-12	Cleveland Melvin	7.4	1986-87	Dallas Comegys	108
2008-09	Dar Tucker	.703	2012-13	Cleveland Melvin	6.8	1987-88	Stanley Brundy	45
2009-10	Will Walker	.710	2013-14	Cleveland Melvin	6.4	1988-89	Stanley Brundy	47
2010-11	Brandon Young	.709	2014-15	Myke Henry	5.4	1989-90	David Booth	45
2011-12	Brandon Young	.765	2015-16	Myke Henry	6.2	1990-91	Jeff Stern	62
2012-13	Brandon Young	.742	2016-17	Tre'Darius McCallum	6.8	1991-92	Jeff Stern	57
2013-14	Billy Garrett Jr.	.825	2017-18	Marin Maric	6.7	1992-93	Michael Ravizee	33
2014-15	Billy Garrett Jr.	.832	2018-19	Paul Reed	8.5	1993-94	Bryant Bowden	24
2015-16	Billy Garrett Jr.	.819	2019-20	Paul Reed	10.7	1994-95	Bryant Bowden	19
2016-17	Billy Garrett Jr.	.882	2020-21	Pauly Paulicap	6.1	1995-96	Bryant Bowden	38
2017-18	Marin Maric	.842	2021-22	David Jones	7.4	1996-97	Ricardo Crumble	18
2018-19	Max Strus	.842	2022-23	Eral Penn	6.8	1997-98	Ayinde Avery	32
2019-20	Charlie Moore	.811				1998-99	Lance Williams	18
2020-21	Charlie Moore	.762	<b>Assists</b>			1999-00	Steve Hunter	56
2021-22	Javon Freeman-Liberty	.739	1973-74	Mike Gillespie	128	2000-01	Steve Hunter	72
2022-23	Umoja Gibson	.867	1974-75	Ron Norwood	97	2001-02	Andre Brown	25
			1975-76	Ron Norwood	133	2002-03	Andre Brown	14
			1976-77	Ron Norwood	126	2003-04	Quemont Greer	23
<b>Rebounding Average</b>			1977-78	Joe Ponsetto	119	2004-05	Marlon Brumfield	25
1956-57	Dick Heise	10.5	1978-79	Gary Garland	188	2005-06	Wilson Chandler	39
1957-58	Bill Coglianese	9.5	1979-80	Clyde Bradshaw	215	2006-07	Wilson Chandler	47
1958-59	Jim Flemming	10.7	1980-81	Clyde Bradshaw	188	2007-08	Mac Koshwal	24
1959-60	McKinley Cowsen	10.2	1981-82	Kenny Patterson	92	2008-09	Devin Hill	38
1960-61	M.C. Thompson	13.3						

2010-11	Cleveland Melvin	40
2011-12	Cleveland Melvin	34
2012-13	Donnavan Kirk	50
2013-14	Sandi Marcius	32
2014-15	Tommy Hamilton IV	24
2015-16	Rashaun Stimage	42
2016-17	Tre'Darius McCallum	26
2017-18	Max Strus	16
2018-19	Paul Reed	55
2019-20	Paul Reed	74
2020-21	Pauly Paulicap	25
2021-22	Nick Ongenda	52
2022-23	Nick Ongenda	35

**Steals**

1980-81	Clyde Bradshaw	79
1981-82	Kenny Patterson	56
1982-83	Kenny Patterson	77
1983-84	Kenny Patterson	68
1984-85	Kenny Patterson	79
1985-86	Rod Strickland	69
1986-87	Kevin Edwards	65
1987-88	Rod Strickland	75
1988-89	Stanley Brundy	67
1989-90	David Booth	48
	Melvon Foster	48
1990-91	David Booth	40
	Melvon Foster	40
1991-92	Howard Nathan	52
1992-93	Tom Kleinschmidt	47
1993-94	Brandon Cole	43
1994-95	Brandon Cole	43
	Tom Kleinschmidt	43
1995-96	Jermaine Watts	75
1996-97	Thomas Cooper	56
1997-98	Willie Coleman	100
1998-99	Bobby Simmons	53
1999-00	Rashon Burno	80
2000-01	Rashon Burno	40
2001-02	Rashon Burno	41
2002-03	Delonte Holland	31
2003-04	Delonte Holland	38
2004-05	Sammy Mejia	36
2005-06	Draelon Burns	30
2006-07	Draelon Burns	35
	Sammy Mejia	35
2007-08	Draelon Burns	51
2008-09	Will Walker	55
2009-10	Will Walker	48
2010-11	Jeremiah Kelly	52
2011-12	Brandon Young	49
2012-13	Brandon Young	49
2013-14	Brandon Young	57
2014-15	Jamee Crockett	45
2015-16	Myke Henry	26
2016-17	Tre'Darius McCallum	49
2017-18	Tre'Darius McCallum	41
2018-19	Devin Gage	44
2019-20	Paul Reed	54
2020-21	Romeo Weems	23
2021-22	David Jones	47
2022-23	Umoja Gibson	61

# ★ MISC. RECORDS

## Career 40+ Point Games

1.	5	Mark Aguirre	1978-81
2.	2	Stanley Brundy	1988-89
3.	1	David Booth	1990-92
	1	Howie Carl	1960
	1	Dave Corzine	1976-78
	1	George Mikan	1944-46
	1	Sammy Mejia	2006
	1	Max Strus	2017-19

## Career 30+ Point Games

1.	17	Mark Aguirre	1978-81
2.	13	George Mikan	1944-46
3.	8	Tom Kleinschmidt	1993-95
	8	Max Strus	2017-19
4.	5	David Booth	1990-92
5.	4	Stanley Brundy	1988-89
	4	Cleveland Melvin	2011-14
	4	Will Walker	2009-10
8.	3	Greg Boyd	1972-73
	3	Draelon Burns	2007-08
	3	Howie Carl	1959-60
	3	Dave Corzine	1976-78
	3	Terry Cummings	1979-82
	3	Quentin Richardson	1998-00

## Season 30+ Point Games

1.	8	Mark Aguirre	1979-80
2.	7	George Mikan	1945-46
3.	5	George Mikan	1944-45
	5	Mark Aguirre	1980-81
5.	4	Mark Aguirre	1978-79
	4	Tom Kleinschmidt	1994-95
7.	3	Greg Boyd	1972-73
	3	Draelon Burns	2007-08
	3	Will Walker	2008-09
	3	Max Strus	2018-19



DE PAUL  
2



Results

# ★ YEARLY SUMMARIES

SEASON	COACH	OVERALL	PCT.	HOME	AWAY	NEUTRAL
1923-24	Robert L. Stevenson	8-6	.000	5-1	1-4	0-0
1924-25	Harry Adams	6-13	.316	3-4	3-8	0-0
1925-26	Eddie Anderson	11-5	.688	7-1	4-4	0-0
1926-27	Eddie Anderson	7-7	.500	3-0	0-3	0-0
1927-28	Eddie Anderson	2-5	.286	1-3	1-3	0-0
1928-29	Eddie Anderson	5-4	.555	2-3	3-1	0-0
1929-30	Jim Kelly	15-5	.750	5-0	10-5	0-0
1930-31	Jim Kelly	13-3	.813	7-1	6-2	0-0
1931-32	Jim Kelly	9-6	.600	7-2	2-4	0-0
1932-33	Jim Kelly	12-3	.800	10-0	2-3	0-0
1933-34	Jim Kelly	17-0	1.000	11-0	6-0	0-0
1934-35	Jim Kelly	15-1	.938	3-1	6-0	0-0
1935-36	Jim Kelly	18-4	.818	13-0	5-3	0-1
1936-37	Tom Haggerty	15-6	.714	6-3	8-2	1-0
1937-38	Tom Haggerty	12-10	.545	6-3	6-6	0-1
1938-39	Tom Haggerty	15-7	.682	7-4	7-3	1-0
1939-40	Tom Haggerty	22-6	.786	14-3	6-0	1-3
1940-41	Bill Wendt	13-8	.619	9-4	3-3	0-0
1941-42	Bill Wendt	10-12	.455	6-6	2-6	0-0
1942-43	Ray Meyer	19-5	.792	12-2	6-2	1-1
1943-44	Ray Meyer	22-4	.846	14-2	5-1	1-0
1944-45	Ray Meyer	21-3	.875	13-2	5-0	3-1
1945-46	Ray Meyer	19-5	.792	13-2	6-3	0-0
1946-47	Ray Meyer	16-9	.640	12-5	4-4	0-0
1947-48	Ray Meyer	22-8	.733	15-2	4-4	2-2
1948-49	Ray Meyer	16-9	.640	11-6	4-3	1-0
1949-50	Ray Meyer	12-13	.480	6-9	5-4	1-0
1950-51	Ray Meyer	13-12	.520	8-6	5-6	0-0
1951-52	Ray Meyer	19-8	.704	15-3	4-5	0-0
1952-53	Ray Meyer	19-9	.679	14-3	2-5	3-1
1953-54	Ray Meyer	11-10	.524	11-4	0-4	0-2
1954-55	Ray Meyer	16-6	.727	14-4	2-2	0-0
1955-56	Ray Meyer	16-8	.667	14-1	2-6	0-1
1956-57	Ray Meyer	8-14	.364	7-5	0-7	1-2
1957-58	Ray Meyer	8-12	.400	8-4	0-7	0-0
1958-59	Ray Meyer	13-11	.542	9-2	4-7	0-2
1959-60	Ray Meyer	17-7	.708	10-4	6-2	2-1
1960-61	Ray Meyer	17-8	.680	14-0	3-7	0-1
1961-62	Ray Meyer	13-10	.565	10-5	1-5	1-1
1962-63	Ray Meyer	15-8	.652	13-0	2-7	0-1
1963-64	Ray Meyer	21-4	.840	14-1	5-2	2-1
1964-65	Ray Meyer	17-10	.630	12-1	2-6	4-2
1965-66	Ray Meyer	18-8	.692	11-3	6-3	1-2
1966-67	Ray Meyer	17-8	.680	13-2	3-4	1-2
1967-68	Ray Meyer	13-12	.520	11-7	2-5	0-0
1968-69	Ray Meyer	14-11	.560	12-3	0-8	2-0
1969-70	Ray Meyer	12-13	.480	11-6	2-6	0-0
1970-71	Ray Meyer	8-17	.320	8-5	0-9	0-3
1971-72	Ray Meyer	12-11	.522	10-4	1-7	1-0
1972-73	Ray Meyer	14-11	.560	12-5	1-6	0-0
1973-74	Ray Meyer	16-9	.640	10-2	5-5	1-2
1974-75	Ray Meyer	15-10	.600	14-2	1-8	0-0
1975-76	Ray Meyer	20-9	.690	13-1	4-7	3-1
1976-77	Ray Meyer	15-12	.556	10-3	5-9	0-0
1977-78	Ray Meyer	27-3	.900	14-0	9-2	4-1
1978-79	Ray Meyer	26-6	.813	14-0	8-5	4-1
1979-80	Ray Meyer	26-2	.923	13-0	11-1	1-1
1980-81	Ray Meyer	27-2	.931	15-1	9-1	2-1
1981-82	Ray Meyer	26-2	.929	15-0	11-1	0-1
1982-83	Ray Meyer	21-12	.636	18-2	2-8	1-2
1983-84	Ray Meyer	27-3	.900	16-0	8-2	3-1
1984-85	Joey Meyer	19-10	.655	14-1	4-8	1-1
1985-86	Joey Meyer	18-13	.581	11-4	3-7	4-2
1986-87	Joey Meyer	28-3	.903	17-0	11-2	0-1
1987-88	Joey Meyer	22-8	.733	11-4	10-3	1-1
1988-89	Joey Meyer	21-12	.636	12-3	6-5	3-4
1989-90	Joey Meyer	20-15	.571	16-5	5-7	0-2
1990-91	Joey Meyer	20-9	.690	11-3	9-3	0-2



SEASON	COACH	OVERALL	PCT.	HOME	AWAY	NEUTRAL	CONF.	CONF. FINISH
1991-92	Joey Meyer	20-9	.690	13-1	6-5	1-3	8-2	1st
1992-93	Joey Meyer	16-15	.516	11-4	3-8	2-3	3-7	5th
1993-94	Joey Meyer	16-12	.571	10-5	7-7	0-0	4-8	5th
1994-95	Joey Meyer	17-11	.607	12-2	5-7	0-2	6-6	5th
1995-96	Joey Meyer	11-18	.379	6-8	4-7	1-3	2-12	4th
1996-97	Joey Meyer	3-23	.115	2-10	1-11	0-2	1-13	4th
1997-98	Pat Kennedy	7-23	.233	3-9	3-9	1-4	3-13	6th
1998-99	Pat Kennedy	18-13	.581	11-4	5-7	2-2	10-6	4th
1999-00	Pat Kennedy	21-12	.636	12-4	7-5	2-3	9-7	3rd
2000-01	Pat Kennedy	12-18	.400	8-8	3-8	1-2	4-12	6th
2001-02	Pat Kennedy	9-19	.321	5-9	2-10	2-0	2-14	7th
2002-03	Dave Leitao	16-13	.552	13-3	3-9	0-1	8-8	T-6th
2003-04	Dave Leitao	22-10	.688	11-4	7-4	4-2	12-4	1st
2004-05	Dave Leitao	20-11	.645	14-3	5-7	1-1	10-6	T-4th
2005-06	Jerry Wainwright	12-15	.444	6-7	5-8	1-0	5-11	T-13th
2006-07	Jerry Wainwright	20-14	.588	14-2	5-9	1-3	9-7	8th
2007-08	Jerry Wainwright	11-19	.367	7-8	3-9	1-2	6-12	13th
2008-09	Jerry Wainwright	9-24	.273	6-10	1-11	2-3	0-18	16th
2009-10	Jerry Wainwright/Tracy Webster	8-23	.281	7-9	0-10	2-4	1-17	16th
2010-11	Oliver Purnell	7-24	.242	7-12	1-9	0-4	1-17	16th
2011-12	Oliver Purnell	12-19	.406	8-9	3-8	2-2	3-15	16th
2012-13	Oliver Purnell	11-21	.364	8-10	4-8	0-3	2-16	15th
2013-14	Oliver Purnell	12-21	.382	9-9	3-9	1-3	3-15	10th
2014-15	Oliver Purnell	12-20	.394	10-7	3-9	0-4	6-12	7th
2015-16	Dave Leitao	9-22	.312	6-9	3-10	1-3	3-15	9th
2016-17	Dave Leitao	9-23	.303	9-10	1-9	0-4	2-1x6	10th
2017-18	Dave Leitao	11-20	.355	6-10	4-7	1-3	4-14	T-9th
2018-19	Dave Leitao	19-17	.528	16-7	3-10	0-0	7-11	T-8th
2019-20	Dave Leitao	16-16	.500	11-7	4-9	1-0	3-15	10th
2020-21	Dave Leitao	5-14	.263	2-8	2-5	1-1	2-13	11th
2021-22	Tony Stubblefield	15-16	.484	11-7	4-8	0-1	6-14	9th
2022-23	Tony Stubblefield	10-23	.303	7-8	2-12	1-3	3-17	10th

# ★ YEAR-BY-YEAR RESULTS

## 1923-24 (8-6)

HOME: 5-1 | AWAY: 1-4

HEAD COACH: ROBERT L. STEVENSON

DATE	OPPONENT	RESULT
	vs. Kent College	W
	vs. Bauer & Black	W
12/17/23	vs. Valparaiso	L, 18-20
	Hamilton Club	W, 24-13
	Chicago Chiropractic	W, 27-2
	at Loras	L, 19-27
	at Luther	L, 15-23
	at UW-LaCrosse	L, 14-26
	at St. Mary's (Minn.)	L, 19-22
	at Loras	W, 14-10
	Luther	W, 27-9
	Amer. Col. Phys. Ed.	W, 30-15
	St. Mary's (Minn.)	L, 11-23
	Elmhurst	W, 37-20

## 1924-25 (6-13)

HOME: 3-4 | AWAY: 3-8

HEAD COACH: HARRY ADAMS

DATE	OPPONENT	RESULT
1/9/25	at Northern Illinois	W, 12-9
	at Valparaiso	L, 13-37
1/16/25	Saint Louis	L, 11-23
	St. Thomas	W, 24-16
	UW-LaCrosse	L, 23-25
	at YMCA College	L, 8-36
	at Valparaiso	L, 13-26
	Elmhurst	W, 25-11
2/6/25	at Saint Louis	L, 17-29
	at Concordia	L, 29-35
	Lombard	L, 21-42
	vs. Loras	L, 19-21
	at Kent College	W, 40-19
	at Lombard	L, 15-29
	at Loras	L, 27-33
	at UW-LaCrosse	L, 17-20
	St. Mary's (Minn.)	L, 20-24
	YMCA College	W
	at St. Mary's (Minn.)	W

## 1925-26 (11-5)

HOME: 7-1 | AWAY: 4-4

HEAD COACH: EDDIE ANDERSON

DATE	OPPONENT	RESULT
	St. Mary's (Minn.)	W, 33-18
	Loras	W, 37-26
	at Saint Louis	W, 43-37
	at Concordia	W, 24-22
	Valparaiso	W, 42-24
	at Northern Illinois	L, 21-32
	YMCA College	W, 24-19
	Northern Illinois	W, 34-19
	St. Viator's	W, 27-22
	Saint Louis	L, 22-38
	Amer. Col. Phys. Ed.	W, 25-21
	at St. Viator's	L, 22-45
	at Loras	L, 31-33
	at UW-LaCrosse	W, 26-21
	at St. Mary's (Minn.)	W, 36-20
	at Valparaiso	L, 26-33

## 1926-27 (7-7)

HOME: 3-0 | AWAY: 0-3

HEAD COACH: EDDIE ANDERSON

DATE	OPPONENT	RESULT
1/18/27	vs. Saint Louis	W, 28-13
	vs. Augustana	W, 27-20
	Valparaiso	W, 21-20
	at St. Viator's	L, 20-24
	vs. St. Thomas	W, 26-23
	Detroit	W, 32-29
	St. Mary's (Minn.)	W, 30-19
	vs. Saint Louis	W, 31-13
	vs. Loras	L, 12-20
	vs. St. Thomas	L, 26-27
	at St. Mary's (Minn.)	L, 25-27
	at St. Viator's	L, 17-29
	vs. Valparaiso	L, 24-31
	vs. Chicago Athletic Assoc.	L, 23-27

## 1927-28 (2-7)

HOME: 1-3 | AWAY: 1-3

HEAD COACH: EDDIE ANDERSON

DATE	OPPONENT	RESULT
1/18/28	Chicago Athletic Assoc.	L, 19-22
1/19/28	at Loras	W, 18-14
	at St. Ambrose	L, 12-37
	Saint Louis	W, 31-14
	St. Viator's	L, 10-15
	at Concordia-St. Louis	L, 26-40
	St. Ambrose	L, 15-33
	at Detroit	L, 19-27
	vs. Saint Louis	L, 17-34

## 1928-29 (5-4)

HOME: 2-3 | AWAY: 3-1

HEAD COACH: EDDIE ANDERSON

DATE	OPPONENT	RESULT
	at Illinois "B"	W, 21-16
	at St. Ambrose	L, 24-25
	at Des Moines	W, 39-28
	at St. Viator's	W, 21-19
	Des Moines	L, 16-19
	Illinois "B"	W, 28-22
	St. Viator's	L, 12-20
	St. Ambrose	W, 20-16
	Dayton	L, 18-22

## 1929-30 (15-5)

HOME: 5-0 | AWAY: 10-5

HEAD COACH: JIM KELLY

DATE	OPPONENT	RESULT
12/19/29	Valparaiso	W, 34-21
	North Dakota	W, 22-14
	South Dakota State	W, 38-19
	Detroit	W, 21-17
	at Loras	W, 27-25
	at Colorado College	W, 34-22
	at Wyoming	L, 25-33
	at Utah	L, 41-46
	Utah	W, 35-32
	at Nevada	W, 25-24
	at San Francisco	W, 37-33
	at St. Ignatius	L, 31-33
	at Olympic Club	W, 35-21
	at Athens AC	L, 20-21
	at Santa Barbara	W, 35-14

at Pacific Coast Club  
at Hollywood AC  
at Arizona  
at UTEP  
at New Mexico

W, 36-28  
W, 27-24  
W, 29-16  
W, 38-29  
L, 23-26

## 1930-31 (13-3)

HOME: 7-1 | AWAY: 6-2

HEAD COACH: JIM KELLY

DATE	OPPONENT	RESULT
	Illinois "B"	W, 40-27
	Cornell College	W, 36-15
	at St. Viator's	L, 12-13
	at Illinois "B"	W, 46-15
	at Southern Illinois	W, 30-20
	Rice	W, 45-28
	North Dakota	W, 31-23
	St. Thomas	W, 35-25
	at Detroit	W, 21-17
	Centenary	W, 33-15
	St. Viator's	L, 28-30
	at North Central	W, 27-18
	at Loyola-Chicago	W, 22-15
	McKendree	W, 33-25
	at Loyola-Chicago	L, 20-24
	at St. Mary's (Minn.)	W, 48-15

## 1931-32 (9-6)

HOME: 7-2 | AWAY: 2-4

HEAD COACH: HARRY ADAMS

DATE	OPPONENT	RESULT
	vs. USC#	W, 20-18
	vs. St. Viator's^	W, 28-24
	Carleton	L, 23-27
	Centenary	W, 33-17
	St. Thomas	W, 37-14
	St. Viator's	W, 24-17
	at Catholic University	W, 31-22
	at George Washington	L, 28-35
1/27/32	at St. John's	L, 21-35
	at Niagara	L, 25-30
	at Detroit	L, 25-36
	at Detroit City College	W, 33-32
	Detroit	W, 26-20
	St. Viator's	L, 17-18
	McKendree	W, 35-24

# - LU

^ - Chicago Stadium (Chicago, Ill.)

## 1932-33 (12-3)

HOME: 10-0 | AWAY: 2-3

HEAD COACH: HARRY ADAMS

DATE	OPPONENT	RESULT
	Elmhurst	W, 30-14
	Western Ontario	W, 39-24
	Western Ontario	W, 36-20
	at St. Viator's	W, 29-21
	Beloit	W, 42-22
	St. Thomas	W, 38-28
1/13/33	Western Michigan	W, 36-32 (OT)
	at North Central	L, 25-26
	Meiji	W, 46-25
	Grinnell	W, 41-14
	St. Viator's	W, 26-23
	at Detroit City College	W, 39-27
	at Western Michigan	L, 27-46
	at Detroit	L, 24-35

Detroit W, 25-19  
**1933-34 (17-0)**  
**HOME: 11-0 | AWAY: 6-0**  
**HEAD COACH: JIM KELLY**

DATE	OPPONENT	RESULT
	North Central	W, 33-24
	Nebraska	W, 35-11
	Minnesota	W, 22-14
	Arizona	W, 37-26
1/15/34	Illinois Tech	W, 43-35
	Valparaiso	W, 35-22
	North Central	W, 30-24
	at Missouri State	W, 30-28
	at Saint Louis	W, 33-30
	Western Michigan	W, 39-36
2/19/34	Saint Joseph's (Ind.)	W, 47-22
	at Valparaiso	W, 38-28
	at Illinois Tech	W, 43-41
	at Western Michigan	W, 37-29
	at Detroit	W, 30-23
	Saint Louis	W, 40-31
	Detroit	W, 50-41

**1934-35 (15-1)**  
**HOME: 3-1 | AWAY: 6-0**  
**HEAD COACH: JIM KELLY**

DATE	OPPONENT	RESULT
	at Illinois	W, 29-26
	Kalamazoo	W, 52-14
12/19/34	at Valparaiso	W, 35-17
	Missouri State	W, 47-18
	Beloit	W, 35-9
	Purdue^	L, 37-48
	Grinnell	W, 47-19
	at Saint Louis	W, 35-25
	at Northern Illinois	W, 30-20
	Western Michigan	W, 36-32
	North Central	W, 30-20
	at Detroit	W, 54-33
	Valparaiso	W, 60-28
	at Western Michigan	W, 31-25
	Saint Louis	W, 36-23
	Detroit	W, 58-25

^ - Chicago Armory (Chicago, Ill.)

**1935-36 (18-4)**  
**HOME: 13-0 | AWAY: 5-3 | NEUTRAL: 0-1**  
**HEAD COACH: JIM KELLY**

DATE	OPPONENT	RESULT
	St. Mary's (Minn.)	W, 51-23
	Hamline	W, 31-24
	at Chicago	W, 45-25
	Purdue^	L, 24-28
	Illinois^	L, 24-26
	Wisconsin^	W, 27-22
	Washburn	W, 42-24
	Drake	W, 30-28
	Minnesota#	W, 48-17
	Indiana^	W, 35-31
	at Saint Louis	W, 40-16
	Western Michigan	W, 53-34
	Saint Louis	W, 53-37
	North Central	W, 41-35
	at Detroit	W, 40-33
	at Western Michigan	L, 33-35
	Detroit	W, 41-29
	Indiana State%#	W, 29-28
	Central Normal%#	W, 41-36
	at Minnesota%	W, 36-30

at Minnesota%  
 vs. Washington%!  
 ^ - Chicago Stadium (Chicago, Ill.)  
 # - Chicago Armory (Chicago, Ill.)  
 % - Olympic Tournament  
 ! - Madison Square Garden (New York, N.Y.)

**1936-37 (15-6)**  
**HOME: 6-3 | AWAY: 8-2 | NEUTRAL: 1-0**  
**HEAD COACH: TOM HAGGERTY**

DATE	OPPONENT	RESULT
12/12/36	North Dakota	W, 41-37 (OT)
	Hamline	W, 27-25
	at Illinois	W, 31-25
	Purdue#	L, 45-53
	at Wisconsin	W, 33-17
	at Minnesota	L, 25-34
	Saint Louis	W, 40-23
	at Chicago	W, 35-23
	at Evansville	W, 36-25
	Western Michigan	L, 33-36
	at North Central	W, 35-26
	at Saint Louis	W, 38-20
	at Michigan State	W, 23-21
	Detroit	W, 34-19
2/24/37	vs. St. John's!	W, 35-33
	at Saint Joseph's (Pa.)	W, 33-27
	at Detroit	L, 24-29
	Western Michigan	W, 41-32
	North Cental	W, 47-24
	vs. Loyola-Chicago	L, 43-36

# - Chicago Armory (Chicago, Ill.)  
 ! - Madison Square Garden (New York, N.Y.)

**1937-38 (12-10)**  
**HOME: 6-3 | AWAY: 6-6 | NEUTRAL: 0-1**  
**HEAD COACH: TOM HAGGERTY**

DATE	OPPONENT	RESULT
12/1/37	Valparaiso	W, 47-37
	at Chicago	W, 28-20
	Illinois Wesleyan	W, 35-11
	at Hamline	L, 28-42
	at Wisconsin State	W, 30-23
	at North Dakota	L, 48-49
	Wichita State	W, 36-21
	Purdue#	L, 50-60
	Saint Louis	W, 46-19
12/21/37	Creighton	L, 37-44
	Centenary	W, 53-26
	at Saint Joseph's (Pa.)	W, 38-37
	vs. Long Island!	L, 29-55
	at Loyola-Chicago	L, 40-53
	at Western Michigan	L, 40-41
	at Illinois Wesleyan	W, 41-39
	at Saint Louis	W, 31-29
	St. Viator's	W, 34-31
	at Hamline	L, 29-39
	Detroit	L, 36-38 (OT)
	at Western Michigan	W, 53-38
	at Detroit	L, 24-40

# - Chicago Armory (Chicago, Ill.)  
 ! - Madison Square Garden (New York, N.Y.)

**1938-39 (15-7)**  
**HOME: 7-4 | AWAY: 7-3 | NEUTRAL: 1-0**  
**HEAD COACH: TOM HAGGERTY**

DATE	OPPONENT	RESULT
12/3/38	Valparaiso	W, 55-32
	at Chicago	L, 48-51 (2OT)
	Arkansas State	W, 61-32

DATE	OPPONENT	RESULT
12/19/38	at Purdue	L, 36-43
	Iowa#	L, 29-34
	Penn State#	W, 31-23
	Santa Clara#	L, 51-57
1/9/39	Duquesne#	W, 46-40
1/16/39	Xavier#	W, 38-30
	at Villanova	W, 36-29
1/27/39	vs. St. John's!	W, 40-26
	Butler#	L, 29-39
	at Toledo	W, 42-36
	Loyola-Chicago^	L, 26-36
	Illinois Wesleyan	W, 58-19
	at South Dakota	W, 37-35
	at Creighton	W, 39-31
	at Wichita State	L, 32-35
	at Kansas State	W, 34-30
	at Nebraska	W, 37-33
	at Illinois Wesleyan	W, 45-38
	Hamline	W, 39-32

# - Chicago Armory (Chicago, Ill.)  
 ^ - Chicago Stadium (Chicago, Ill.)  
 ! - Madison Square Garden (New York, N.Y.)

**1939-40 (22-6)**  
**HOME: 14-3 | AWAY: 6-0 | NEUTRAL: 1-3**  
**HEAD COACH: TOM HAGGERTY**

DATE	OPPONENT	RESULT
	Chicago Teachers	W, 44-25
	Arkansas State	W, 65-17
	at Purdue	W, 37-25
	at Hamline	W, 53-33
	at Wisconsin State	W, 33-29
	USC^	L, 42-44
	Oregon^	W, 39-37
	Centenary&	W, 46-14
	Santa Clara^	W, 52-50
	Kansas State^	W, 56-30
	Nebraska-Omaha	W, 46-29
	Detroit^	W, 47-37
	Chicago	W, 32-22
	Detroit^	W, 44-40
	Toledo^	W, 37-35
	Indiana^	L, 30-51
	LSU^	W, 53-28
	Loyola-Chicago^	W, 21-15
	Bradley^	L, 33-34
	at Toledo	W, 41-39
	vs. Long Island!	L, 43-44
	at Saint Joseph's (Pa.)	W, 44-36
	vs. Long Island	W, 44-36
	Concordia	W, 49-22
	at Bradley	W, 41-39

**National Invitational Tournament (NIT)**

	vs. Long Island!	W, 45-38
	vs. Colorado!	L, 37-51
	vs. Oklahoma A&M!	L, 22-23

^ - Chicago Stadium (Chicago, Ill.)  
 & - Saint Sabina's High School (Chicago, Ill.)  
 ! - Madison Square Garden (New York, N.Y.)

**1940-41 (13-8)**  
**HOME: 9-4 | AWAY: 3-3 | NEUTRAL: 0-0**  
**HEAD COACH: BILL WENDT**

DATE	OPPONENT	RESULT
	Elmhurst	W, 52-16
	Kalamazoo	W, 48-18
	Chicago Teachers	W, 40-31
	Arkansas State&	W, 50-30
	vs. UCLA	W, 30-23
	Purdue^	W, 37-33
	Butler^	W, 53-32
	Santa Clara^	L, 39-43

1/20/41	Bradley^ at Long Island at Saint Joseph's (Pa.) at Duquesne at Chicago at Toledo Loyola-Chicago^	L, 45-48 L, 30-44 W, 52-50 W, 45-36 W, 37-32 L, 51-55 W, 37-33
2/14/41	Creighton Long Island^ at Toledo Nebraska-Omaha Concordia	L, 48-60 L, 40-44 L, 45-47 W, 40-25 W, 56-32

^ - Chicago Stadium (Chicago, Ill.)  
& - Saint Sabina's High School (Chicago, Ill.)

**1941-42 (10-12)**  
**HOME: 6-6 | AWAY: 2-6 | NEUTRAL: 0-0**  
**HEAD COACH: BILL WENDT**

DATE	OPPONENT	RESULT
	Concordia	W, 55-24
	Kalamazoo	W, 47-22
	Chicago Teachers	W, 35-20
	vs. St. Sabina's	W, 72-26
	at Chicago	W, 43-35
	at Purdue	L, 26-30
	Oregon^	W, 27-23
	vs. Oklahoma	W, 40-26
	USC^	L, 48-54
	at Toledo	L, 37-50
	West Texas^	L, 43-60
	NYU^	L, 37-38
	Long Island^	W, 44-43
	Kansas^	L, 26-43
	Loyola-Chicago^	L, 51-52
	Toledo^	L, 41-43
2/23/42	at Duquesne	L, 34-35
2/25/42	at Seton Hall	L, 33-36
	at Georgetown	W, 34-29
	at Saint Joseph's (Pa.)	L, 43-52
	Bradley^	W, 50-37
	at Bradley	L, 36-52

^ - Chicago Stadium (Chicago, Ill.)

**1942-43 (19-5)**  
**HOME: 12-2 | AWAY: 6-2 | NEUTRAL: 1-1**  
**HEAD COACH: RAY MEYER**

DATE	OPPONENT	RESULT
	at Navy Pier	W, 51-28
	Chicago Teachers	W, 42-16
	Glenview NTS	W, 47-38
	Navy Pier	W, 73-32
	Purdue^	W, 45-37
	USC^	W, 49-47
	at Toledo	W, 49-40
12/28/42	at Duquesne	L, 40-48
12/31/42	at Marquette	W, 54-46
	at Chicago	W, 67-20
1/9/43	Marquette^	W, 42-37
	at Loyola-Chicago	W, 46-38
	Western Michigan^	W, 57-44
	Michigan State^	W, 45-37
	Notre Dame^	L, 47-50
	Camp Grant^	L, 48-52
	Western Kentucky^	W, 44-40
	at Camp Grant^	L, 43-48
	Kentucky^	W, 53-44
	Bradley^	W, 68-38
	at Bradley	W, 61-42
	at Illinois Wesleyan	W, 52-35
	NCAA Championship	
	vs. Dartmouth!	W, 46-35

vs. Georgetown!  
L, 49-53  
^ - Chicago Stadium (Chicago, Ill.)  
! - Madison Square Garden (New York, N.Y.)

**1943-44 (22-4)**  
**HOME: 14-2 | AWAY: 5-1 | NEUTRAL: 1-0**  
**HEAD COACH: RAY MEYER**

DATE	OPPONENT	RESULT
	at Navy Pier	W, 65-51
	Concordia	W, 80-31
	at Concordia	W, 88-23
	Glenview NTS	W, 44-36
	Nebraska^	W, 55-15
	Chicago Teachers	W, 85-23
	Indiana^	W, 81-43
	Navy Pier	W, 58-37
	at Saint Joseph's (Pa.)	W, 64-56
	vs. Long Island!	W, 59-38
	at Arkansas	W, 59-30
	Chicago^	W, 78-26
	at Glenview NTS	W, 55-50
	at Valparaiso	L, 57-65
	Marquette^	L, 49-51
	Purdue	W, 39-37
	Notre Dame^	W, 61-45
	Illinois^	L, 33-45
	Valpraiso	W, 69-38
	Western Kentucky^	W, 56-36
	Ohio State^	W, 61-49
	Wisconsin^	W, 48-35
	Concordia	W, 80-44
	National Invitation Tournament	
	vs. Muhlenberg!	W, 68-45
	vs. Oklahoma A&M!	W, 41-38
	vs. St. John's!	L, 39-47
3/24/44	^ - Chicago Stadium (Chicago, Ill.)	
	! - Madison Square Garden (New York, N.Y.)	

**1944-45 (21-3)**  
**HOME: 13-2 | AWAY: 5-0 | NEUTRAL: 3-1**  
**HEAD COACH: RAY MEYER**

DATE	OPPONENT	RESULT
	Illinois Tech	W, 65-46
	Glenview NTS	W, 53-31
	Illinois Tech	W, 62-45
	Navy Pier	W, 61-41
	Wyoming^	W, 68-29
	Illinois Wesleyan	W, 66-43
	Illinois^	L, 40-43
	Radio Chicago	W, 66-28
	at Long Island	W, 74-47
	at Illinois	W, 63-56
	at Western Kentucky	W, 65-37
	at Vaughan Hospital	W, 85-33
	Hamline^	W, 45-41
	at Hamline	W, 49-40
1/27/45	Marquette^	W, 59-32
	Notre Dame^	W, 56-52
	Purdue^	W, 50-34
	Oklahoma A&M^	W, 48-46
	Great Lakes^	L, 56-64
	Western Kentucky^	W, 65-49
	National Invitation Tournament	
	vs. West Virginia!	W, 76-54
	vs. Rhode Island!	W, 97-53
	vs. Bowling Green!	W, 71-54
	Red Cross Benefit Game	
	vs. Oklahoma A&M!	L, 44-52
	^ - Chicago Stadium (Chicago, Ill.)	
	! - Madison Square Garden (New York, N.Y.)	

**1945-46 (19-5)**  
**HOME: 13-2 | AWAY: 6-3 | NEUTRAL: 0-0**  
**HEAD COACH: RAY MEYER**

DATE	OPPONENT	RESULT
11/23/45	Cicero Merchants	W, 71-49
11/28/45	at Joliet All-Stars	W, 79-43
12/5/45	at Oklahoma A&M	W, 46-42
12/12/45	Bowling Green^	W, 59-54
12/14/45	Washington^	W, 75-50
12/15/45	Indiana State^	W, 74-56
12/17/45	Arkansas State	W, 82-26
12/21/45	Oregon State^	W, 59-40
12/29/45	at Illinois	L, 37-56
12/31/45	at Minnesota	L, 36-45
1/5/45	at Notre Dame	L, 42-43
1/12/45	at Western Kentucky	W, 81-43
1/14/45	at Murray State	W, 65-43
1/18/45	Michigan State^	W, 58-52
1/26/45	Marquette^	W, 66-36
2/1/45	Great Lakes^	L, 67-69
2/2/45	Indiana State^	W, 52-42
2/8/45	Oklahoma A&M^	L, 38-46
2/9/45	Hamline^	W, 62-51
2/16/45	Long Island^	W, 69-48
2/23/45	Notre Dame^	W, 63-47
2/27/45	at Long Island	W, 75-51
3/7/45	at Bradley	W, 67-46
3/9/45	Beloit	W, 65-40

^ - Chicago Stadium (Chicago, Ill.)

**1946-47 (16-9)**  
**HOME: 12-5 | AWAY: 4-4 | NEUTRAL: 0-0**  
**HEAD COACH: RAY MEYER**

DATE	OPPONENT	RESULT
11/25/46	Chicago Teachers	W, 71-40
12/3/46	Kalamazoo	W, 67-61
12/7/46	at Minnesota	L, 39-54
12/12/46	at Kentucky	L, 45-65
12/14/46	Rice Institute^	W, 48-44
12/16/46	St. Mary's (Minn.)	W, 73-60
12/19/46	Texas^	L, 43-61
12/21/46	North Carolina^	W, 60-53
12/30/46	Illinois Wesleyan	W, 77-45
1/6/47	at Purdue	L, 41-57
1/10/47	at Loyola Marymount	W, 48-38
1/13/47	at Murray State	W, 50-47
1/18/47	at Niagara	W, 58-51
1/25/47	Michigan State^	W, 52-45
1/31/47	Oklahoma A&M^	L, 47-44
2/1/47	Bowling Green^	L, 47-59
2/6/47	at St. Ambrose	W, 54-41
2/8/47	Kentucky^	W, 53-47
2/11/47	Marquette^	L, 45-52
2/15/47	Bradley^	W, 66-50
2/17/47	at Notre Dame	L, 45-80
2/22/47	Kansas^	L, 41-58
2/28/47	Notre Dame^	W, 61-50
3/1/47	Loyola-Chicago^	W, 55-51
3/3/47	Lawrence-Tech	W, 83-50

^ - Chicago Stadium (Chicago, Ill.)

**1947-48 (22-8)**  
**HOME: 15-2 | AWAY: 4-4 | NEUTRAL: 2-2**  
**HEAD COACH: RAY MEYER**

DATE	OPPONENT	RESULT
11/24/47	Chicago Teachers	W, 46-30
12/1/47	St. Norbert	W, 86-39
12/3/47	Kalamazoo	W, 72-33
12/10/47	at Kentucky	L, 50-74
12/13/47	Oklahoma^	W, 71-61

12/15/47	at Minnesota	L, 44-46
12/20/47	Loyola-Chicago^	W, 50-43
12/26/47	at John Carroll	W, 54-53
12/29/47	Morningside	W, 84-34
1/4/48	Holy Corss^	W, 47-40
1/8/48	Holy Cross^	W, 47-40
1/8/48	at Evansville	W, 60-50
1/10/48	at Notre Dame	L, 46-52
1/15/48	vs. St. John's!	W, 69-66 (2OT)
1/17/48	at Niagara	W, 56-53
1/24/48	Michigan State^	W, 52-42
1/29/48	Oklahoma A&M^	W, 32-31
1/31/48	Kentucky^	L, 51-68
2/3/48	at Michigan State	W, 63-49
2/7/48	Marquette^	W, 65-49
2/10/48	Lawrence Tech	W, 73-47
2/12/48	Regis	W, 51-37
2/14/48	Notre Dame^	W, 50-46
2/17/48	at Saint Louis	L, 56-58 (OT)
2/21/48	Bradley^	W, 67-48
2/25/48	Saint Joseph's (Ind.)	W, 47-33
2/28/48	Saint Louis^	W, 52-42
3/6/48	Loyola-Chicago^	L, 48-49
<b>National Invitation Tournament</b>		
	vs. NC State!	W, 75-64
	vs. NYU!	L, 59-73
	vs. Western Kentucky!	L, 59-61

^ - Chicago Stadium (Chicago, Ill.)

**1948-49 (16-9)**

**HOME: 11-6 | AWAY: 4-3 | NEUTRAL: 1-0**

**HEAD COACH: RAY MEYER**

DATE	OPPONENT	RESULT
11/29/48	Illinois Tech	W, 70-34
12/3/48	Chicago Teachers	W, 70-28
12/8/48	at Kentucky	L, 36-67
12/11/48	Illinois^	W, 60-50
12/13/48	Illinois Wesleyan	W, 61-57
12/18/48	Minnesota^	L, 50-67
12/20/48	at Illinois	L, 51-89
12/22/48	Loyola-Chicago^	L, 44-56
12/27/48	Centenary	W, 63-40
12/29/48	at Baldwin-Wallace	W, 72-54
1/3/49	at Oklahoma City	W, 43-41
1/5/49	at Oklahoma A&M	W, 39-32
1/11/49	at Notre Dame	W, 59-38
1/15/49	at Niagara	L, 53-57
1/18/49	vs. St. John's!	W, 61-58
1/22/49	Kentucky^	L, 45-56
1/29/49	Oklahoma A&M^	L, 26-37
2/1/49	Saint Joseph's (Ind.)	W, 82-46
2/5/49	Indiana^	W, 47-46
2/12/49	Loyola-Chicago^	W, 55-45
2/14/49	Northern Illinois	W, 67-49
2/19/49	Notre Dame^	L, 49-54
2/26/49	Denver^	W, 69-50
2/28/49	St. Norbert	W, 88-65
3/5/49	Ohio State^	L, 51-63

^ - Chicago Stadium (Chicago, Ill.)

! - Madison Square Garden (New York, N.Y.)

**1949-50 (12-13)**

**HOME: 6-9 | AWAY: 5-4 | NEUTRAL: 1-0**

**HEAD COACH: RAY MEYER**

DATE	OPPONENT	RESULT
11/28/49	St. Norbert	W, 73-45
12/3/49	at Ohio State	W, 70-68
12/6/49	Illinois Wesleyan	W, 70-63
12/10/49	La Salle^	L, 41-49
12/13/49	at Indiana	L, 55-61
12/17/49	Loyola-Chicago	W, 59-53

12/21/49	at Kentucky	L, 47-49
12/23/49	USC^	L, 52-57
12/27/49	at Bradley	L, 65-68
1/4/50	at Oklahoma A&M	W, 41-40
1/9/50	Ohio State^	L, 62-70
1/11/50	at Notre Dame	L, 53-58
1/14/50	at Boston College	W, 88-55
1/17/50	vs. St. John's!	W, 74-68
1/21/50	Kentucky^	L, 53-86
1/28/50	Oklahoma A&M^	L, 45-53
2/1/50	at Saint Joseph's (Ind.)	W, 74-64
2/4/50	San Francisco^	L, 51-53
2/7/50	Cincinnati^	W, 67-59 (2OT)
2/10/50	Bradley^	L, 56-67
2/14/50	at John Carroll	W, 63-55
2/18/50	Notre Dame^	W, 68-58
2/25/50	Loyola-Chicago^	L, 47-61
2/27/50	at Lawrence Tech	W, 73-53
3/4/50	Bowling Green^	L, 55-73

^ - Chicago Stadium (Chicago, Ill.)

**1950-51 (13-12)**

**HOME: 8-6 | AWAY: 5-6 | NEUTRAL: 0-0**

**HEAD COACH: RAY MEYER**

DATE	OPPONENT	RESULT
11/28/50	St. Norbert	W, 84-70
12/2/50	at Quincy	W, 79-57
12/6/50	at Oklahoma A&M	L, 53-60 (2OT)
12/9/50	Bradley^	L, 63-72
12/11/50	Illinois Wesleyan	W, 92-62
12/16/50	Illinois^	L, 68-69
12/18/50	St. Mary's (Minn.)	W, 79-72 (OT)
12/22/50	at Northern Illinois	W, 78-57
12/28/50	at Illinois	W, 68-65
1/4/51	at Cincinnati	W, 53-52
1/8/51	at Kentucky	L, 55-63
1/11/51	at St. Norbert	W, 75-64
1/16/51	at Manhattan	L, 59-62
1/20/51	Loyola-Chicago^	W, 52-51
1/23/51	at Lawrence Tech	L, 63-65
2/1/51	Oklahoma A&M^	L, 57-73
2/3/51	Beloit^	L, 60-94
2/5/51	Saint Joseph's (Ind.)	W, 85-48
2/10/51	Notre Dame^	W, 68-54
2/16/51	at Notre Dame	L, 55-61
2/19/51	Kentucky^	L, 57-70
2/26/51	North Central	W, 101-70
2/24/51	Bowling Green^	L, 78-80
3/3/51	Ohio State^	W, 94-67
3/8/51	at Loyola-Chicago	L, 55-58

^ - Chicago Stadium (Chicago, Ill.)

**1951-52 (19-8)**

**HOME: 15-3 | AWAY: 4-5 | NEUTRAL: 0-0**

**HEAD COACH: RAY MEYER**

DATE	OPPONENT	RESULT
11/20/51	St. Norbert	W, 91-45
11/30/51	Gustavus Adolphus	W, 88-61
12/4/51	at North Central	W, 74-63
12/6/51	Chicago Teachers	W, 87-58
12/10/51	at Minnesota	W, 64-57
12/12/51	at Northern Illinois	L, 69-74
12/14/51	Samuel Houston	W, 95-47
12/17/51	Illinois Wesleyan	W, 87-47
12/20/51	at Kentucky	L, 60-98
12/22/51	at Illinois	L, 61-70
12/27/51	Morningside	W, 88-54
12/28/51	St. Ambrose	W, 84-62
1/4/52	at Oklahoma A&M	L, 49-52
1/7/52	Milwaukee	W, 97-44
1/11/52	Ft. Leonard Wood	W, 81-70

1/19/52	Beloit^	W, 80-57
1/21/52	Ft. Sheridan	W, 84-46
1/26/52	Illinois^	W, 69-65
1/28/52	Glenview NTS	W, 99-64
2/2/52	Cincinnati^	W, 62-48
2/7/52	at Manhattan	W, 66-65
2/9/52	Oklahoma A&M^	W, 53-50
2/14/52	at Notre Dame	L, 70-76
2/16/52	Loyola-Chicago^	L, 63-68
2/18/52	at Ft. Sheridan	W, 56-32
2/23/52	Kentucky^	L, 61-63
3/1/52	Notre Dame^	L, 77-78

**1952-53 (19-9)**

**HOME: 14-3 | AWAY: 2-5 | NEUTRAL: 3-1**

**HEAD COACH: RAY MEYER**

DATE	OPPONENT	RESULT
11/28/52	Gonzaga	W, 97-90
12/1/52	Lewis	W, 84-48
12/2/52	St. Ambrose	W, 82-61
12/5/52	Illinois Wesleyan	W, 70-56
12/8/52	St. Norbert	W, 86-58
12/17/52	at Oklahoma A&M	L, 51-62
12/22/52	Southern Illinois	W, 79-69
12/27/52	vs. La Salle%	W, 63-61
12/28/52	vs. Manhattan%	L, 64-73
12/30/52	vs. Miami (OH)%	W, 81-78
1/2/53	Taylor	W, 83-69
1/3/53	at Saint Louis	L, 75-82
1/5/53	Lawrence Tech	W, 93-63
1/10/53	at Bradley	L, 76-91
1/13/53	Quincy	W, 103-85
1/17/53	La Salle^	W, 68-62
1/20/53	at Cincinnati	W, 68-67
1/24/53	Oklahoma A&M^	W, 58-47
1/31/53	Notre Dame^	W, 83-56
2/3/53	Elmhurst	W, 85-43
2/7/53	at Loyola-Chicago	W, 68-43
2/11/53	at Temple	L, 66-71
2/14/53	Duquesne^	L, 69-77
2/21/53	Bradley^	W, 75-69
2/25/53	at Notre Dame	L, 67-93
<b>NCAA Tournament</b>		
3/10/53	vs. Miami (OH)#	W, 74-72
3/13/53	Indiana^	L, 80-82
3/14/53	Penn^	L, 70-90

^ - Chicago Stadium (Chicago, Ill.)

% - Holiday Festival (Madison Square Garden)

# - Allen County Coliseum (Fort Wayne, Ind.)

**1953-54 (11-10)**

**HOME: 11-4 | AWAY: 0-4 | NEUTRAL: 0-2**

**HEAD COACH: RAY MEYER**

DATE	OPPONENT	RESULT
11/27/53	Ripon	W, 81-36
12/1/53	Illinois Wesleyan	W, 73-63
12/4/53	Milwaukee	W, 102-47
12/7/53	St. Norbert	W, 90-47
12/10/53	Manchester (Ind.)	W, 82-59
12/15/53	Illinois-Normal	W, 98-68
12/19/53	at Illinois	L, 65-79
12/21/53	St. Mary's (Minn.)	W, 81-65
12/29/53	Holy Cross%	L, 55-69
12/30/53	Fordham%	L, 61-65
1/4/53	Quincy	W, 99-62
1/11/53	at Kentucky	L, 63-81
1/19/53	Lewis	W, 94-42
2/1/53	Illinois^	L, 61-71
2/6/53	Notre Dame^	L, 53-59
2/9/53	at Bradley	L, 69-80

2/13/53	Saint Louis^	L, 70-86
2/15/53	at Notre Dame	L, 71-86
2/20/53	Kentucky^	L, 61-76
2/22/53	Lawrence Tech	W, 81-75
2/27/53	Bradley^	W, 80-76 (OT)

^ - Chicago Stadium (Chicago, Ill.)

% - Sugar Bowl Tournament (New Orleans, La.)

**1954-55 (16-6)****HOME: 14-4 | AWAY: 2-2 | NEUTRAL: 0-0****HEAD COACH: RAY MEYER**

DATE	OPPONENT	RESULT
12/2/54	Kalamazoo	W, 98-46
12/4/54	Minnesota^	W, 94-93 (OT)
12/7/54	Illinois-Normal	W, 92-55
12/11/54	Minnesota	L, 84-94
12/14/54	Quincy	W, 72-22
12/17/54	Taylor	W, 112-69
12/22/54	at Michigan State	W, 76-75
12/28/54	Lawrence Tech	W, 109-60
12/30/54	Manchester (Minn.)	W, 103-74
1/4/55	John Carroll	W, 88-55
1/6/55	Elmhurst	W, 101-60
1/10/55	at Kentucky	L, 59-92
1/14/55	St. Ambrose	W, 104-62
1/19/55	at Bradley	W, 65-62
1/29/55	Michigan State^	L, 72-88
1/31/55	Illinois Wesleyan	W, 89-78
2/5/55	Manhattan^	L, 70-71
2/7/55	St. Norbert	W, 76-61
2/12/55	Bradley^	W, 82-70
2/19/55	Kentucky^	L, 72-76
2/26/55	Notre Dame^	W, 81-77
3/1/55	at Notre Dame	L, 61-72

^ - Chicago Stadium (Chicago, Ill.)

**1955-56 (16-8)****HOME: 14-1 | AWAY: 2-6 | NEUTRAL: 0-1****HEAD COACH: RAY MEYER**

DATE	OPPONENT	RESULT
12/1/55	Illinois Wesleyan	W, 82-66
12/3/55	at Minnesota	L, 78-82
12/6/55	Milwaukee	W, 86-68
12/10/55	Penn State^	W, 84-62
12/12/55	at Kentucky	L, 69-71
12/16/55	Duquesne%	W, 68-64
12/17/55	San Francisco%	L, 59-82
12/19/55	at Illinois	L, 79-97
12/21/55	Wayland (Texas)	W, 84-56
12/28/55	at Ohio State	L, 72-83
1/3/56	Illinois-Normal	W, 102-77
1/7/56	at Notre Dame	W, 77-74
1/10/56	Paris (France)^	W, 71-45
1/14/56	Bradley^	W, 91-76
1/18/56	at Saint Louis	L, 71-89
1/28/56	at Illinois	L, 66-80
1/30/56	Lawrence Tech	W, 98-58
2/4/56	Brandeis^	W, 99-71
2/14/56	Manchester (Ind.)	W, 84-74
2/18/56	Kentucky^	W, 81-79
2/21/56	Lewis	W, 91-77
2/25/56	Notre Dame^	W, 80-74
3/1/56	at Manhattan	W, 86-70

**NCAA Tournament**

3/12/56 vs. Wayne State\$ L, 63-72

^ - Chicago Stadium (Chicago, Ill.)

% - DePaul Invitational (Chicago Stadium, Chicago, Ill.)

\$ - Allen County Coliseum (Fort Wayne, Ind.)

**1956-57 (8-14)****HOME: 7-5 | AWAY: 0-7 | NEUTRAL: 1-2****HEAD COACH: RAY MEYER**

DATE	OPPONENT	RESULT
12/1/56	Illinois Wesleyan	W, 82-66
12/5/56	at Marquette	L, 60-61 (OT)
12/8/56	Dayton	W, 67-59
12/12/56	at Purdue	L, 78-83
12/15/56	Bowling Green	L, 81-87
12/18/56	Wichita State	W, 71-61
12/27/56	Wake Forest%	L, 68-74
12/28/56	Iowa%	W, 73-72 (OT)
12/29/56	Utah%	L, 79-86
1/5/57	Louisville	L, 67-86
1/12/57	at Memphis State	L, 81-85
1/15/57	at Duquesne	L, 70-76
1/19/57	Miami (OH)	L, 70-80
1/26/57	Western Kentucky	L, 76-80 (OT)
1/30/57	at Dayton	L, 58-75
2/2/57	Saint Louis	W, 97-95
2/9/57	Portland	W, 74-69
2/12/57	Illinois-Normal	W, 87-77
2/16/57	Baldwin Wallace	W, 75-70
2/23/57	at Notre Dame	L, 80-95
2/27/57	at Louisville	L, 76-97
3/2/57	Notre Dame	L, 73-85

% - Dixie Classic (Raleigh, N.C.)

**1957-58 (8-12)****HOME: 8-4 | AWAY: 0-7 | NEUTRAL: 0-0****HEAD COACH: RAY MEYER**

DATE	OPPONENT	RESULT
12/2/57	Nebraska Wesleyan	W, 71-45
12/7/57	at Illinois	L, 70-75
12/10/57	at Bowling Green	L, 69-82
12/14/57	at Creighton	L, 55-67
12/17/57	Purdue	W, 60-55
1/4/58	Dayton	L, 60-69
1/7/58	Creighton	W, 62-56
1/11/58	Duquesne	W, 63-54
1/13/58	Louisville	W, 62-60
1/15/58	at Notre Dame	L, 61-79
1/18/58	Portland	W, 79-76 (OT)
1/25/58	Illinois-Normal	W, 65-58
2/1/58	Indiana	L, 66-76
2/4/58	at Western Kentucky	L, 62-77
2/12/58	at Dayton	L, 53-62
2/15/58	Miami (OH)	L, 64-69
2/18/58	Canisius	W, 69-63
2/26/58	at Louisville	L, 55-73
3/4/58	Notre Dame	L, 71-75

**1958-59 (13-11)****HOME: 9-2 | AWAY: 4-7 | NEUTRAL: 0-2****HEAD COACH: RAY MEYER**

DATE	OPPONENT	RESULT
12/1/58	Christian Brothers	W, 63-57
12/6/58	Baldwin-Wallace	W, 89-48
12/10/58	at Purdue	L, 71-89
12/13/58	Bowling Green	W, 73-70
12/20/58	at Evansville	L, 77-86
12/27/58	Miami (OH)	L, 67-74
1/3/59	at Duquesne	W, 70-59
1/10/59	Dayton	L, 60-62
1/13/59	Notre Dame	W, 69-66
1/16/59	Valparaiso	W, 89-64
1/21/59	at Western Michigan	W, 76-65
1/31/59	at Indiana	L, 69-75
2/6/59	Western Kentucky	W, 80-70
2/9/59	Marquette	W, 89-80
2/11/59	at Dayton	L, 69-88

2/13/59	Western Michigan	W, 65-63
2/17/59	Louisville	W, 70-63
2/21/59	at Notre Dame	L, 67-76
2/25/59	at Louisville	L, 66-83
2/28/59	at Canisius	W, 73-67
3/4/59	at Marquette	L, 69-82

**NCAA Tournament**

3/7/59 at Portland% W, 57-56

3/13/59 vs. Kansas State\$ L, 70-102

3/14/59 vs. TCU\$ L, 65-71

% - Pacific International Livestock Pavilion (Portland, Ore.)

\$ - Allen Fieldhouse (Lawrence, Kan.)

**1959-60 (17-7)****HOME: 10-4 | AWAY: 6-2 | NEUTRAL: 1-1****HEAD COACH: RAY MEYER**

DATE	OPPONENT	RESULT
12/1/59	Illinois Wesleyan	W, 95-50
12/7/59	Western Kentucky	W, 83-56
12/10/59	at Bowling Green	W, 74-68
12/12/59	North Dakota	W, 85-43
12/15/59	Purdue	W, 87-65
12/17/59	Ohio	W, 77-54
12/28/59	Marquette	W, 75-55
12/30/59	Baldwin-Wallace	W, 77-43
1/2/60	Louisville	L, 74-75
1/6/60	at Western Kentucky	L, 65-86
1/12/60	Notre Dame	L, 70-73
1/16/60	at Valparaiso	W, 82-64
1/23/60	at Miami (OH)	W, 81-79
1/30/60	Indiana	L, 78-82
2/5/60	Army	W, 74-69
2/13/60	at Louisville	W, 85-76
2/17/60	at Dayton	W, 70-66
2/20/60	at Notre Dame	L, 58-70
2/23/60	at Marquette	W, 65-63
2/27/60	Creighton	W, 82-65
3/5/60	Dayton	L, 66-67

**NCAA Tournament**

3/7/60 Air Force W, 69-63

3/11/60 Cincinnati% L, 59-99

3/12/60 Texas% W, 67-61

% - Ahern Fieldhouse (Manhattan, Kan.)

**1960-61 (17-8)****HOME: 14-0 | AWAY: 3-7 | NEUTRAL: 0-1****HEAD COACH: RAY MEYER**

DATE	OPPONENT	RESULT
12/2/60	Baldwin-Wallace	W, 72-56
12/7/60	Illinois Wesleyan	W, 62-58
12/9/60	North Dakota	W, 83-62
12/14/60	Bowling Green	W, 62-60
12/23/60	Marquette	W, 81-78
12/27/60	Miami (OH)	W, 72-70
12/30/60	Western Michigan	W, 81-60
1/2/61	Western Ontario	W, 55-50
1/7/61	at Dayton	W, 75-64
1/10/61	at Ohio	W, 69-60
1/14/61	Louisville	W, 78-70
1/17/61	at Notre Dame	L, 58-61
1/19/61	at Western Michigan	L, 60-85
1/28/61	at Indiana	L, 78-81
1/31/61	Christian Brothers	W, 92-71
2/4/61	at Western Kentucky	L, 65-71
2/8/61	at Marquette	L, 64-87
2/11/61	Tampa	W, 101-68
2/16/61	at Providence	L, 77-81
2/18/61	at St. Bonaventure	L, 69-78
2/22/61	at Louisville	W, 75-67
2/25/61	Notre Dame	W, 78-57
2/27/61	Youngstown State	W, 89-55

3/4/61 Dayton W, 84-83  
**National Invitation Tournament**  
 Providence! L, 67-73  
*! - Madison Square Garden (New York, N.Y.)*

**1961-62 (13-10)**

**HOME: 10-5 | AWAY: 1-5 | NEUTRAL: 1-1**

**HEAD COACH: RAY MEYER**

DATE	OPPONENT	RESULT
12/2/61	at Minnesota	W, 66-56
12/6/61	Lawrence Tech	W, 102-79
12/9/61	North Dakota	W, 72-51
12/12/61	Denver	W, 79-50
12/16/61	South Carolina	W, 70-60
12/18/61	Providence	W, 68-63
12/29/61	vs. St. Bonaventure%	L, 60-70
12/30/61	vs. Syracuse%	W, 96-59
1/3/62	Marquette	L, 68-75
1/9/62	Christian Brothers	W, 78-56
1/13/62	Indiana	L, 89-98
1/16/62	at Notre Dame	L, 80-88
1/20/62	Louisville	L, 81-82
1/27/62	Dayton	L, 88-90 (20T)
1/31/62	Baldwin-Wallace	W, 79-49
2/3/62	Western Kentucky	W, 86-78
2/7/62	at Louisville	W, 79-78 (30T)
2/12/62	St. Bonaventure	L, 69-88
2/17/62	at Marquette	L, 83-99
2/21/62	at Bowling Green	L, 51-83
2/24/62	Western Ontario	W, 77-59
3/3/62	Notre Dame	W, 87-80
3/10/62	at Dayton	L, 61-77

% - Motor City Classic (Detroit, Mich.)

**1962-63 (15-8)**

**HOME: 13-0 | AWAY: 2-7 | NEUTRAL: 0-1**

**HEAD COACH: RAY MEYER**

DATE	OPPONENT	RESULT
12/1/62	NE State College	W, 73-45
12/8/62	Aquinas	W, 92-72
12/15/62	Minnesota	W, 76-74
12/22/62	Marquette	W, 79-72
12/28/62	at Western Michigan	W, 91-90 (OT)
12/29/62	at Detroit	W, 82-77
1/2/63	Baldwin-Wallace	W, 89-71
1/5/63	Western Ontario	W, 70-45
1/9/63	at Notre Dame	L, 62-82
1/16/63	Notre Dame	W, 83-69
1/19/63	at Dayton	L, 56-57
1/26/63	at Indiana	L, 75-76
1/28/63	Bowling Green	W, 55-53
2/2/63	Louisville	W, 78-73
2/7/63	at Providence	L, 59-77
2/9/63	at St. Bonaventure	L, 67-71
2/16/63	at Marquette	L, 81-87
2/19/63	Gannon	W, 83-48
2/23/63	Christian Brothers	W, 84-55
2/27/63	at Louisville	L, 69-71 (OT)
3/2/63	Western Kentucky	W, 88-86
3/9/63	Dayton	W, 68-66

**National Invitation Tournament**

Villanova! L, 51-63  
*! - Madison Square Garden (New York, N.Y.)*

**1963-64 (21-4)**

**HOME: 14-1 | AWAY: 5-2 | NEUTRAL: 2-1**

**HEAD COACH: RAY MEYER**

DATE	OPPONENT	RESULT
11/30/63	North Dakota	W, 80-56
12/5/63	Idaho State	W, 78-67
12/7/63	UC Davis	W, 98-59

12/9/63	Lawrence Tech	W, 105-56
12/14/63	Providence	W, 82-64
12/21/63	Marquette	W, 90-69
12/26/63	vs. Canisius%	W, 102-79
12/28/63	vs. Xavier%	W, 86-80
1/4/64	at Western Kentucky	W, 99-82
1/8/64	at Notre Dame	W, 86-73
1/11/64	Portland	W, 111-83
1/18/64	Dayton	W, 89-83
1/27/64	Indiana	W, 85-78
2/1/64	Louisville	L, 79-83
2/5/64	Notre Dame	W, 90-75
2/8/64	at Memphis State	L, 68-99
2/12/64	at Marquette	W, 72-69
2/15/64	Western Ontario	W, 98-58
2/19/64	St. Bonaventure	W, 81-76
2/21/64	American	W, 85-59
2/26/64	at Louisville	W, 70-66
2/29/64	Duquesne	W, 84-65
3/5/64	at Bowling Green	L, 80-89
3/7/64	at Dayton	W, 79-73

**National Invitation Tournament**

NYU!  
 % - Queen City Tournament (Buffalo, N.Y.)  
 ! - Madison Square Garden (New York, N.Y.)

**1964-65 (17-10)**

**HOME: 12-1 | AWAY: 2-6 | NEUTRAL: 4-2**

**HEAD COACH: RAY MEYER**

DATE	OPPONENT	RESULT
12/1/64	NE Missouri State	W, 80-60
12/3/64	Christian Brothers	W, 80-59
12/5/64	North Dakota	W, 86-58
12/12/64	Middle Tennessee State	W, 89-68
12/14/64	at Indiana	L, 78-91
12/19/64	at Louisville	L, 69-70
12/23/64	Seattle	W, 91-77
12/28/64	vs. Florida State%	W, 52-44
12/29/64	vs. BYU%	W, 84-75
12/30/64	vs. Oklahoma City%	W, 67-60
1/2/65	Marquette	W, 72-54
1/5/65	Memphis State	W, 99-70
1/9/65	Western Ontario	W, 118-44
1/16/65	at Dayton	W, 63-59
1/19/65	at Duquesne	L, 69-73
1/23/65	Bowling Green	W, 94-64
1/30/65	Niagara	W, 97-59
2/4/65	at Providence	L, 70-72
2/6/65	at Villanova	L, 67-85
2/10/65	at Notre Dame	L, 59-62
2/13/65	at Marquette	W, 67-61
2/19/65	Portland	W, 77-64
2/27/65	Notre Dame	W, 83-67
3/6/65	Dayton	L, 64-71

**NCAA Championship**

3/9/65 vs. Eastern Kentucky\$ W, 99-52  
 3/12/65 vs. Vanderbilt& L, 78-83 (OT)  
 3/16/65 vs. Dayton& L, 69-75  
 % - Oklahoma City Tournament (Oklahoma City, Okla.)  
 \$ - E.A. Diddle Arena (Bowling Green, Ky.)  
 & - Memorial Coliseum (Lexington, Ky.)

**1965-66 (18-8)**

**HOME: 11-3 | AWAY: 6-3 | NEUTRAL: 1-2**

**HEAD COACH: RAY MEYER**

DATE	OPPONENT	RESULT
12/1/65	Illinois Wesleyan	W, 77-55
12/4/65	at Marquette	W, 82-69
12/8/65	Louisville	W, 87-62
12/11/65	Christian Brothers	W, 114-75
12/16/65	at Iona	W, 82-37

12/18/65	St. Joseph's (N.M.)	W, 96-74
12/27/65	Baldwin-Wallace	W, 102-65
12/29/65	vs. Florida%	L, 64-72
12/30/65	vs. Alabama%	W, 80-64
1/4/66	at North Dakota	L, 74-85
1/8/66	Dayton	L, 70-81
1/10/66	Western Ontario	W, 120-51
1/15/66	Notre Dame	W, 97-71
1/18/66	at Niagara	W, 81-61
1/22/66	Loyola (Calif.)	W, 84-60
2/1/66	Indiana	W, 100-79
2/5/66	at St. Bonaventure	L, 69-73
2/9/66	at Marquette	W, 76-70
2/12/66	at Bowling Green	W, 77-62
2/14/66	Providence	L, 57-61
2/19/66	Duquesne	W, 79-69
2/23/66	at Notre Dame	W, 79-71
2/26/66	at Dayton	L, 73-76
3/1/66	Steubenville	W, 101-76
3/5/66	Villanova	L, 73-76

**National Invitation Tournament**

NYU!  
 % - Gator Bowl Tournament (Jacksonville, Fla.)

! - Madison Square Garden (New York, N.Y.)

**1966-67**

**HOME: 13-2 | AWAY: 3-4 | NEUTRAL: 1-2**

**HEAD COACH: RAY MEYER**

DATE	OPPONENT	RESULT
12/3/66	North Dakota	W, 82-47
12/7/66	St. John's (Minn.)	W, 85-64
12/10/66	USC	L, 79-82
12/14/66	Baldwin-Wallace	W, 89-39
12/17/66	at Villanova	W, 69-61
12/27/66	vs. Stanford%	L, 75-88
12/29/66	vs. UMass%	L, 77-85
12/30/66	vs. Arizona%	W, 93-59
1/4/67	Bellarmine	W, 64-63
1/7/67	at Marquette	L, 65-68
1/9/67	St. Bonaventure	W, 76-73
1/14/67	Notre Dame	L, 72-76
1/17/67	Bowling Green	W, 73-72
1/21/67	at Dayton	L, 65-81
1/27/67	Niagara	W, 78-65
1/30/67	at Indiana	L, 70-72
2/4/67	Marquette	W, 79-74
2/8/67	at Notre Dame	W, 56-49
2/11/67	Xavier	W, 71-60
2/17/67	Aquinas	W, 114-64
2/19/67	at Duquesne	W, 67-66 (OT)
2/22/67	Milwaukee	W, 77-48
2/25/67	Detroit	W, 97-62
2/28/67	at Providence	L, 67-68
3/4/67	Dayton	W, 84-79

% - Oklahoma City Tournament (Oklahoma City, Okla.)

**1967-68 (13-12)**

**HOME: 11-7 | AWAY: 2-5 | NEUTRAL: 0-0**

**HEAD COACH: RAY MEYER**

DATE	OPPONENT	RESULT
12/2/67	Augustana	W, 111-79
12/4/67	Central Missouri	W, 89-72
12/8/67	St. John's (Minn.)	W, 103-55
12/20/67	Iowa State	W, 67-63
12/22/67	Loyola (Calif.)	L, 77-82
12/27/67	Tennessee Tech	W, 88-68
12/30/67	Bellarmine	W, 75-62
1/3/68	at Marquette	L, 50-72
1/6/68	Milwaukee	W, 82-69
1/10/68	at St. Bonaventure	L, 67-77
1/13/68	Notre Dame	L, 68-75

1/16/68	at Niagara	W, 79-72	2/16/70	Milwaukee	W, 90-72
1/20/68	at Dayton	W, 70-65	2/21/70	Dayton	W, 74-63
1/24/68	Illinois Wesleyan	W, 93-77	2/25/70	at Northern Illinois	L, 76-87
1/27/68	Northern Illinois	W, 57-55	2/28/70	Villanova	L, 90-102
1/29/68	Indiana	W, 79-78			
1/31/68	at Xavier	L, 78-97			
2/3/68	Marquette	L, 53-58			
2/6/68	at Notre Dame	L, 85-91 (OT)			
2/10/68	Villanova	L, 48-57			
2/12/68	Providence	L, 60-71			
2/14/68	Duquesne	L, 69-79			
2/17/68	Dayton	L, 58-70			
2/24/68	Detroit	W, 111-107 (20T)			
3/2/68	at Bowling Green	L, 61-89			

**1968-69 (14-11)**

**HOME: 12-3 | AWAY: 0-8 | NEUTRAL: 2-0**

**HEAD COACH: RAY MEYER**

DATE	OPPONENT	RESULT
11/30/68	Doane	W, 95-62
12/2/68	NE Missouri State	W, 94-64
12/7/68	Saint Joseph's (Ind.)	W, 93-78
12/14/68	California Western	W, 100-65
12/20/68	Illinois Wesleyan	W, 107-84
12/27/68	at Saint Joseph's (Pa.)%	L, 64-74
12/28/68	vs. Rhode Island%	W, 95-86
12/30/68	vs. Penn State%	W, 83-63
1/4/69	Northern Illinois	W, 81-79
1/9/69	Marquette	L, 72-77
1/11/69	at Notre Dame	L, 60-66
1/13/69	Xavier	W, 86-77
1/18/69	Dayton	L, 83-86
1/25/69	at Villanova	L, 57-81
1/27/69	at Indiana	L, 66-87
1/30/69	at Providence	L, 62-83
2/3/69	Niagara	W, 83-74
2/5/69	Notre Dame	L, 63-85
2/8/69	Milwaukee	W, 111-79
2/15/69	at Marquette	L, 56-66
2/19/69	St. Bonaventure	W, 72-71 (OT)
2/21/69	St. Leo	W, 86-74
2/23/69	at Duquesne	L, 68-87
2/25/69	Bellarmine	W, 85-75
3/1/69	at Dayton	L, 57-63

% - Quaker City Tournament (Philadelphia, Pa.)

**1969-70**

**HOME: 11-6 | AWAY: 2-6 | NEUTRAL: 0-0**

**HEAD COACH: RAY MEYER**

DATE	OPPONENT	RESULT
12/1/69	at Michigan Lutheran	W, 97-76
12/6/69	Southwest Louisiana	W, 86-61
12/9/69	John F. Kennedy	W, 90-55
12/13/69	East Tennessee State	W, 84-77
12/15/69	Parsons	W, 101-79
12/17/69	Saint Mary's (Calif.)	W, 93-89
12/20/69	Nevada	W, 104-71
12/22/69	Providence	L, 78-79
12/30/69	Saint Joseph's (Ind.)	L, 85-86
1/3/70	Harvard	L, 84-90
1/7/70	at Xavier	W, 73-71
1/10/70	Marquette	L, 60-72
1/14/70	at Notre Dame	L, 73-96
1/17/70	at Dayton	L, 75-79
1/21/70	at St. Bonaventure	L, 59-83
1/27/70	Indiana	W, 75-70
1/31/70	Northern Illinois	W, 88-73
2/3/70	Missouri-St. Louis	W, 87-74
2/7/70	at Niagara	L, 73-79
2/11/70	Duquesne	L, 76-100
2/14/70	at Marquette	L, 60-79

**1970-71 (8-17)**

**HOME: 8-5 | AWAY: 0-9 | NEUTRAL: 0-3**

**HEAD COACH: RAY MEYER**

DATE	OPPONENT	RESULT
12/3/70	VCU	W, 100-77
12/5/70	St. Bonaventure	L, 68-79
12/12/70	at Northwestern	L, 77-91
12/14/70	Parsons	W, 86-71
12/18/70	at Kentucky%	L, 85-106
12/19/70	vs. Kansas State%	L, 68-78
12/22/70	Spring Hill	W, 94-65
12/26/70	vs. LSU\$	L, 72-91
12/28/70	at Oklahoma City\$	L, 69-73
12/29/70	vs. San Francisco\$	L, 57-77
1/2/71	Illinois Wesleyan	W, 88-71
1/9/71	Saint Joseph's (Ind.)	W, 85-71
1/13/71	at Villanova	L, 59-99
1/16/71	Dayton	L, 71-76
1/23/71	at Marquette	L, 51-73
1/25/71	Niagara	L, 72-83
1/28/71	at Duquesne	L, 74-90
2/2/71	at Drake	L, 80-93
2/6/71	Marquette	L, 55-84
2/13/71	Notre Dame	L, 76-107
2/16/71	Milwaukee	W, 81-66
2/20/71	at Dayton	L, 60-92
2/25/71	at Providence	L, 64-74
2/27/71	Mankato	W, 87-74
3/3/71	Xavier	W, 84-76

% - Kentucky Invitational (Lexington, Ky.)

\$ - All College Tournament (Oklahoma City, Okla.)

**1971-72 (12-11)**

**HOME: 10-4 | AWAY: 1-7 | NEUTRAL: 1-0**

**HEAD COACH: RAY MEYER**

DATE	OPPONENT	RESULT
12/4/71	Rocky Mountain	W, 108-84
12/11/71	at Niagara	L, 87-108
12/15/71	at St. Bonaventure	L, 66-80
12/18/71	Providence	L, 64-75
12/20/71	Parsons	W, 93-75
1/4/72	Dubuque	W, 83-61
1/8/72	Saint Joseph's (Ind.)	W 82-70
1/15/72	at Dayton	W, 75-72
1/19/72	Green Bay	W, 79-67
1/22/72	at Marquette	L, 61-70
1/26/72	Eastern Illinois	W, 75-68
1/29/72	Villanova	L, 83-94
1/31/72	Milwaukee	W, 80-79
2/5/72	Marquette	L, 61-79
2/7/72	at South Carolina	L, 67-91
2/12/72	at Notre Dame	L, 78-93
2/15/72	vs. Northwestern^	W, 74-72
2/19/72	Lewis	W, 90-82
2/23/72	Duquesne	L, 65-70
2/26/72	at Xavier	L, 62-71
3/1/72	at Toledo	L, 66-70 (OT)
3/4/72	Charlotte	W, 94-83
3/6/72	Drake	W, 94-76

^ - Chicago Stadium (Chicago, Ill.)

**1972-73 (14-11)**

**HOME: 12-5 | AWAY: 1-6 | NEUTRAL: 0-0**

**HEAD COACH: RAY MEYER**

DATE	OPPONENT	RESULT
11/29/72	St. Mary's (Minn.)	W, 79-54
12/5/72	Northwestern	W, 88-80
12/9/72	at Drake	L, 75-86
12/12/72	Winona State	W, 87-57
12/16/72	St. Bonaventure	W, 70-68
12/23/72	at Providence	L, 80-107
12/28/72	Long Island	W, 93-61
12/30/72	Saint Joseph's (Ind.)	W, 82-64
1/2/73	Eastern Illinois	W, 76-58
1/5/73	at Marquette	L, 59-60
1/8/73	Westmont	W, 86-69
1/11/73	Notre Dame	L, 67-72
1/16/73	Manhattan	L, 59-68
1/22/73	at South Carolina	L, 66-84
1/27/73	Dayton	L, 74-82
1/30/73	at Duquesne	L, 71-85
2/3/73	Marquette	L, 55-70
2/7/73	Xavier	W, 69-67
2/9/73	at Villanova	W, 89-80
2/14/73	at Charlotte	L, 70-74
2/17/73	Lewis	W, 102-70
2/19/73	Green Bay	L, 62-63
2/24/73	Niagara	W, 87-81
2/28/73	Toledo	W, 67-65

**1973-74 (16-9)**

**HOME: 10-2 | AWAY: 5-5 | NEUTRAL: 1-2**

**HEAD COACH: RAY MEYER**

DATE	OPPONENT	RESULT
12/1/73	St. Mary's (Minn.)	W, 82-72
12/6/73	Washington State	W, 67-45
12/8/73	at Northwestern	L, 65-76
12/10/73	Rocky Mountain	W, 91-73
12/14/73	at Tennessee%	L, 61-96
12/15/73	vs. Utah State%	L, 93-102
12/17/73	California State	W, 94-63
12/22/73	Providence	L, 75-93
12/28/73	vs. Brown&	W, 75-69
12/29/73	vs. UMass&	L, 52-55
1/5/74	at Saint Joseph's (Ind.)	W, 89-71
1/7/74	at Niagara	W, 88-77
1/9/74	at St. Bonaventure	W, 79-77
1/12/74	at Marquette	L, 59-63
1/16/74	Marshall	W, 76-68
1/19/74	Lewis	W, 99-73
1/26/74	at Dayton	L, 71-85
1/31/74	at Notre Dame	L, 72-101
2/2/74	Marquette	L, 57-70
2/9/74	at Xavier	W, 77-70
2/16/74	Villanova	W, 65-63
2/20/74	Green Bay	W, 55-44
2/23/74	Saint Leo	W, 89-52
2/27/74	Duquesne	W, 94-85
3/2/74	at Marshall	W, 83-80

% - Volunteer Classic (Knoxville, Tenn.)

\$ - Hall of Fame Tournament (Springfield, Mass.)

**1974-75 (15-10)**

**HOME: 0-0 | AWAY: 0-0 | NEUTRAL: 0-0**

**HEAD COACH: RAY MEYER**

DATE	OPPONENT	RESULT
11/30/74	at UCLA	L, 64-79
12/5/74	Saint Mary's (Calif.)	W, 77-70
12/9/74	at Gonzaga	W, 80-73
12/11/74	at Washington State	L, 69-83
12/14/74	St. Bonaventure	W, 89-72



12/16/74	Rhode Island	W, 50-48	12/20/76	Army	W, 77-66	12/19/78	Northwestern	W, 90-83
12/19/74	San Jose State	W, 75-73 (OT)	12/22/76	Niagara	W, 66-58	12/23/78	at Bradley	W, 51-50
12/21/74	at Providence	L, 71-85	12/27/76	at Bradley	W, 86-80	12/30/78	Creighton	W, 88-70
12/28/74	Marshall	W, 104-77	1/5/77	St. Bonaventure	W, 85-74	1/2/79	Georgia Tech	W, 77-71
12/30/74	Northwestern	W, 77-63	1/8/77	at Loyola-Chicago	L, 66-72	1/6/79	Air Force	W, 86-66
1/3/75	at Marquette	L, 60-61	1/16/77	at Green Bay	L, 50-57	1/9/79	at Providence	W, 84-75
1/6/75	Niagara	L, 63-64	1/19/77	Illinois Wesleyan	W, 82-63	1/13/79	Loyola-Chicago	W, 80-73
1/9/75	Manhattan	W, 90-75	1/22/77	at Dayton	W, 74-67	1/20/79	at Dayton	L, 64-68
1/11/75	Green Bay	W, 85-59	1/24/77	Bradley	W, 93-73	1/27/79	at Illinois State	W, 87-69
1/18/75	Lewis	W, 95-69	1/29/77	Marquette	L, 64-85	1/31/79	at Western Michigan	L, 80-82
1/20/75	St. Mary's (Minn.)	W, 109-68	1/31/77	Creighton	L, 75-84	2/3/79	at Oral Roberts	W, 75-72
1/25/75	Dayton	W, 86-80	2/3/77	at Duquesne	L, 72-84	2/8/79	at Loyola-Chicago	W, 77-73
1/29/75	at Marshall	L, 96-107	2/9/77	at Providence	L, 73-84	2/10/79	Centenary	W, 82-66
2/1/75	Marquette	L, 69-72	2/12/77	Loyola-Chicago	W, 94-76	2/14/79	at Ball State	W, 85-76
2/5/75	at Virginia Tech	L, 74-87	2/14/77	at Marquette	W, 77-72 (2OT)	2/17/79	Villanova	W, 69-66
2/8/75	St. Xavier	W, 94-71	2/16/77	Eastern Michigan	W, 93-75	2/21/79	Valparaiso	W, 104-76
2/16/75	at Duquesne	L, 64-66	2/21/77	at Marshall	W, 93-74	2/24/79	Marquette	W, 61-60
2/22/75	Notre Dame	W, 75-70	2/26/77	at Saint Louis	L, 63-70	2/27/79	UAB	W, 88-77
3/1/75	at Cincinnati	L, 88-96	2/28/77	Valparaiso	W, 88-72	3/2/79	Notre Dame	W, 76-72
3/5/75	Indiana State	W, 89-66	3/5/7	Notre Dame	L, 68-76	3/5/79	at Loyola-Chicago	L, 99-101

**1975-76 (20-9)**

**HOME: 13-1 | AWAY: 4-7 | NEUTRAL: 3-1**  
**HEAD COACH: RAY MEYER**

DATE	OPPONENT	RESULT
11/28/75	St. Ambrose	W, 85-67
12/5/75	vs. Memphis State%	W, 100-91
12/6/75	at Arizona State%	L, 67-74
12/9/75	Drake	W, 83-72
12/13/75	at Louisville	W, 78-76
12/16/75	Lewis	W, 92-67
12/18/75	at Northwestern	W, 65-57
12/26/75	vs. George Washington&	W, 73-57
12/27/75	at Detroit&	L, 67-74
12/30/75	at LSU	W, 70-67
1/3/76	Providence	W, 91-66
1/10/76	Loyola-Chicago	W, 100-77
1/14/76	Marquette	L, 72-79
1/17/76	at Niagara	L, 61-81
1/19/76	at St. Bonaventure	L, 82-1010
1/24/76	St. Xavier	W, 102-70
1/28/76	at Notre Dame	L, 68-89
1/31/76	Dayton	W, 84-72
2/3/76	Duquesne	W, 89-75
2/7/76	at Rhode Island	L, 70-71
2/11/76	at Indiana State	W, 71-62 (OT)
2/14/76	Marshall	W, 118-62
2/16/76	Virginia Tech	W, 73-65
2/18/76	at Marquette	L, 53-64
2/21/76	Cincinnati	W, 70-60
2/25/76	Villanova	W, 72-63
2/28/76	Green Bay	W, 67-60

**NCAA Tournament**

3/13/76 vs. Virginia\$ W, 69-60  
 3/18/76 vs. VMI@ L, 66-71 (OT)  
 % - Sun Devil Classic (Tempe, Ariz.)  
 & - Motor City Classic (Detroit, Mich.)  
 \$ - Charlotte Coliseum (Charlotte, N.C.)  
 @ - Greensboro Coliseum (Greensboro, N.C.)

**1976-77 (15-12)**

**HOME: 10-3 | AWAY: 5-9 | NEUTRAL: 0-0**  
**HEAD COACH: RAY MEYER**

DATE	OPPONENT	RESULT
11/27/76	at UCLA	L, 69-76
12/1/76	at Northwestern	W, 75-73 (OT)
12/4/76	Saint Mary's (Calif.)	W, 89-75
12/6/76	at Wisconsin	L, 66-68
12/10/76	Gonzaga	W, 77-53
12/12/76	at Maryland	L, 74-92
12/17/76	at Indiana	L, 42-50

**1977-78 (27-3)**

**HOME: 14-0 | AWAY: 9-2 | NEUTRAL: 4-1**  
**HEAD COACH: RAY MEYER**

DATE	OPPONENT	RESULT
11/26/77	Butler	W, 93-65
12/3/77	Evansville	W, 94-71
12/5/77	Bradley	W, 89-85
12/10/77	Wichita State	W, 89-84
12/14/77	at Wisconsin	W, 85-62
12/17/77	Northwestern	W, 83-79
12/21/77	at LSU	L, 67-68
12/23/77	at Centenary	W, 96-77
12/28/77	vs. Penn State%	W, 82-67
12/29/77	vs. Yale%	W, 100-52
1/2/78	Western Michigan	W, 92-61
1/7/78	Loyola-Chicago	W, 93-73
1/10/78	at Eastern Michigan	W, 91-83
1/14/78	at Bradley	W, 80-66
1/18/78	at Marquette	L, 74-80
1/21/78	Dayton	W, 74-70
1/23/78	Saint Louis	W, 100-81
1/28/78	Providence	W, 78-68
2/1/78	at Creighton	W, 85-82 (3OT)
2/4/78	Oral Roberts	W, 63-57
2/7/78	Duquesne	W, 83-58
2/12/78	at Notre Dame	W, 69-68 (OT)
2/16/78	Green Bay	W, 55-49
2/18/78	at Loyola-Chicago	W, 83-73
2/22/78	at Air Force	W, 54-41
3/1/78	at Valparaiso	W, 89-62
3/4/78	Illinois State	W, 96-84

**NCAA Tournament**

3/12/78 vs. Creighton\$ W, 80-78  
 3/17/78 vs. Louisville& W, 90-89 (2OT)  
 3/19/78 vs. Notre Dame& L, 64-84  
 % - Kodak Classic (Rochester, N.Y.)  
 & - Levitt Arena (Wichita, Kan.)  
 & - Allen Fieldhouse (Lawrence, Kan.)

**1978-79 (26-6)**

**HOME: 14-0 | AWAY: 8-5 | NEUTRAL: 4-1**  
**HEAD COACH: RAY MEYER**

DATE	OPPONENT	RESULT
11/25/78	at UCLA	L, 85-108
11/29/78	at Evansville	W, 74-55
12/2/78	Northern Illinois	W, 108-86
12/4/78	Eastern Michigan	W, 96-68
12/9/78	at Butler	W, 81-62
12/13/78	at Wichita State	L, 92-95
12/16/78	Wisconsin	W, 84-78

**NCAA Tournament**

3/11/79 vs. USC& W, 89-78  
 3/15/79 vs. Marquette\$ W, 62-56  
 3/17/79 vs. UCLA\$ W, 95-91  
 3/24/79 vs. Indiana State% L, 74-76  
 3/26/79 vs. Penn% W, 96-93  
 & - Pauley Pavilion (Los Angeles, Calif.)  
 \$ - Marriott Center (Provo, Utah)  
 % - Huntsman Center (Salt Lake City, Utah)

**1979-80 (26-2)**

**HOME: 13-0 | AWAY: 11-1 | NEUTRAL: 1-1**  
**HEAD COACH: RAY MEYER**

DATE	OPPONENT	RESULT
12/5/79	Wisconsin	W, 90-77
12/10/79	Texas	W, 66-60
12/12/79	at Northern Illinois	W, 57-55 (OT)
12/15/79	at UCLA	W, 99-94
12/19/79	at Eastern Michigan	W, 57-55
12/21/79	at Northwestern%	W, 81-75
12/22/79	Loyola-Chicago%	W, 92-85
12/29/79	Bradley	W, 68-61
1/2/80	at Missouri	W, 92-79
1/5/80	at Loyola-Chicago	W, 80-75
1/7/80	Ball State	W, 96-79
1/12/80	at Marquette	W, 92-85
1/15/80	Lamar	W, 61-59
1/18/80	Maine	W, 93-79
1/20/80	LSU	W, 78-73
1/22/80	at UAB	W, 57-54
1/26/80	Evansville	W, 105-94
1/28/80	at Creighton	W, 84-73
2/2/80	North Texas	W, 102-71
2/9/80	Dayton	W, 65-63
2/13/80	at Valparaiso	W, 95-71
2/16/80	Butler	W, 103-79
2/18/80	La Salle	W, 92-75
2/21/80	at Wagner	W, 105-79
2/23/80	Loyola-Chicago	W, 94-87
2/27/80	at Notre Dame	L, 74-76 (2OT)
3/1/80	Illinois State	W, 97-81

**NCAA Tournament**

3/9/80 vs. UCLA\$ L, 71-77  
 % - Chicagoland Cage Classic (Welsh-Ryan Arena - Evanston, Ill.)  
 \$ - Activity Center (Tempe, Ariz.)

**1980-81 (26-3)**

**HOME: 15-1 | AWAY: 9-1 | NEUTRAL: 2-1**  
**HEAD COACH: RAY MEYER**

DATE	OPPONENT	RESULT
11/22/80	vs. Louisville%	W, 86-80

12/1/80	Gonzaga	W, 74-56
12/6/80	Santa Clara	W, 88-71
12/8/80	Northern Illinois	W, 93-56
12/13/80	at Texas	L, 63-65
12/16/80	at North Texas	W, 92-86
12/19/80	Loyola-Chicago\$	W, 71-67
12/20/80	Northwestern\$	W, 62-54
12/27/80	UCLA	W, 93-77
12/29/80	vs. Georgetown&	W, 72-67
12/30/80	at San Diego State	W, 85-69
1/3/81	Furman	W, 78-65
1/6/81	at Maine	W, 85-77
1/10/81	Old Dominion	L, 62-63
1/13/81	Saint Louis	W, 93-67
1/18/81	Wagner	W, 90-75
1/24/81	at La Salle	W, 69-62
1/28/81	at Illinois State	W, 54-50
2/1/81	Syracuse	W, 91-69
2/4/81	Detroit	W, 69-58
2/7/81	UAB	W, 77-66
2/9/81	Creighton	W, 83-57
2/14/81	at Evansville	W, 61-53
2/21/81	Marquette	W, 78-71
2/23/81	at Butler	W, 89-64
2/28/81	at Loyola-Chicago	W, 105-95
3/4/81	at Dayton	W, 84-64
3/8/81	Notre Dame	W, 74-64
<b>NCAA Tournament</b>		
3/14/81	vs. Saint Joseph's (Pa.)@	L, 48-49
% - Tip Off Classic (Springfield, Mass.)		
\$ - Cabrillo Classic (San Diego, Calif.)		
@ - Dayton Arena (Dayton, Ohio)		

**1981-82 (26-2)**

**HOME: 15-0 | AWAY: 11-1 | NEUTRAL: 0-1**

**HEAD COACH: RAY MEYER**

DATE	OPPONENT	RESULT
12/1/81	UIC	W, 78-53
12/5/81	Purdue	W, 73-67
12/9/81	at Gonzaga	W, 69-56
12/12/81	at Santa Clara	W, 80-58
12/15/81	Western Michigan	W, 88-46
12/19/81	at UCLA	L, 75-87
12/22/81	Maine	W, 90-67
12/26/81	Louisville	W, 75-68
12/28/81	Illinois State	W, 74-58
12/30/81	at Northern Illinois	W, 55-46
1/2/82	Penn State	W, 86-60
1/4/82	Saint Mary's	W, 96-72
1/9/82	Dayton	W, 71-69
1/11/82	at Creighton	W, 76-67
1/13/82	South Carolina	W, 92-59
1/16/82	at Old Dominion	W, 70-60
1/23/82	UAB	W, 79-68
1/27/82	at Saint Louis	W, 99-80
1/30/82	at Syracuse	W, 92-87
2/3/82	Saint Joseph's (Pa.)	W, 46-44 (OT)
2/6/82	at Marquette	W, 67-66
2/10/82	Evansville	W, 59-58
2/12/82	Loyola-Chicago	W, 98-80
2/15/82	Ohio	W, 83-61
2/17/82	at Detroit	W, 74-70
2/24/82	at Furman	W, 75-74
2/28/82	at Notre Dame	W, 81-69
<b>NCAA Tournament</b>		
3/14/82	vs. Boston College%	L, 75-82
% - Reunion Arena (Dallas, Texas)		

**1982-83 (21-12)**

**HOME: 18-2 | AWAY: 2-8 | NEUTRAL: 1-2**

**HEAD COACH: RAY MEYER**

DATE	OPPONENT	RESULT
11/26/82	Davidson%	W, 79-39
11/27/82	Arizona State%	W, 73-72 (OT)
12/2/82	UCLA	L, 70-73 (OT)
12/4/82	USF	W, 67-55
12/7/82	at Illinois State	L, 62-72
12/11/82	Western Michigan	W, 63-42
12/15/82	Northern Illinois	W, 69-45
12/18/82	Fairleigh-Dickinson	W, 105-64
12/22/82	at Purdue	L, 63-65
12/27/82	Creighton	W, 68-66
1/8/83	Pepperdine	W, 78-73
1/10/83	Gonzaga	L, 48-49
1/12/83	at Loyola-Chicago	L, 76-82
1/16/83	at Louisville	L, 58-63
1/21/83	Dayton	W, 56-52
1/26/83	Princeton	W, 51-41
1/29/83	at UAB	W, 56-54
1/31/83	at Saint Joseph's (Pa.)	W, 55-54
2/2/83	Detroit	W, 78-53
2/6/83	at Georgetown	L, 65-71
2/9/83	at Evansville	W, 83-82
2/14/83	at Ohio	L, 62-63 (2OT)
2/20/83	vs. St. John's!	L, 52-64
2/26/83	Notre Dame	W, 55-53
3/2/83	at South Carolina	L, 51-52
3/6/83	Marquette	W, 74-62
3/8/83	Pan American	W, 60-49
3/12/83	at Dayton	L, 71-80
<b>National Invitation Tournament</b>		
3/16/83	Minnesota	W, 76-73
3/21/83	Northwestern	W, 65-63
3/25/83	Ole Mis	W, 75-67
3/28/83	vs. Nebraska!	W, 68-58
3/30/83	vs. Fresno State!	L, 60-69
% - Crush Classic (Chicago, Ill.)		
! - Madison Square Garden (New York, N.Y.)		

**1983-84 (27-3)**

**HOME: 16-0 | AWAY: 8-2 | NEUTRAL: 3-1**

**HEAD COACH: RAY MEYER**

DATE	OPPONENT	RESULT
11/26/83	at Northern Illinois	W, 73-58
11/30/83	Ohio	W, 69-45
12/3/83	Illinois State	W, 69-66
12/6/83	Western Michigan	W, 84-60
12/10/83	Georgetown	W, 63-61
12/14/83	vs. Alabama%	W, 77-76
12/17/83	vs. Texas Tech%	W, 50-47
12/22/83	Purdue	W, 68-61
12/31/83	at Creighton	W, 59-57 (OT)
1/2/84	Biscayne College	W, 78-50
1/5/84	at Pepperdine	W, 81-73
1/9/84	at Saint Mary's	W, 76-74
1/14/84	UAB	W, 98-63
1/20/84	at USF	W, 59-50
1/25/84	Princeton	W, 50-39
1/28/84	at UCLA	W, 84-68
2/4/84	St. John's	W, 59-57 (OT)
2/7/84	at Saint Joseph's (Pa.)	L, 45-58
2/11/84	at Notre Dame	W, 62-54
2/15/84	Loyola-Chicago	W, 93-77
2/18/84	at Dayton	L, 71-72
2/22/84	Dayton	W, 79-59
2/26/84	Louisville	W, 73-63
2/28/84	Evansville	W, 96-65
3/1/84	South Carolina	W, 65-56
3/4/84	at Detroit	W, 66-47

3/6/84	Pan American	W, 62-29
3/10/84	Marquette	W, 64-49

**NCAA Tournament**

3/18/84	vs. Illinois State\$	W, 75-61
3/23/84	vs. Wake Forest#	L, 71-73 (OT)
% - Suntory Ball (Tokyo, Japan)		
\$ - Devaney Center (Lincoln, Neb.)		
# - The Arena (St. Louis, Mo.)		

**1984-85 (19-10)**

**HOME: 14-1 | AWAY: 4-8 | NEUTRAL: 1-1**

**HEAD COACH: JOEY MEYER**

DATE	OPPONENT	RESULT
11/24/84	Northern Illinois	W, 59-58
12/1/84	UCLA	W, 80-61
12/3/84	Chico State	W, 77-37
12/5/84	at Illinois State	W, 84-71
12/8/84	Notre Dame	W, 95-83
12/12/84	at Penn State	W, 78-61
12/15/84	at Georgetown	L, 57-77
12/19/84	at Western Michigan	L, 64-65
12/22/84	Northwestern	W, 61-56
12/27/84	Creighton	W, 87-58
1/3/85	Saint Mary's	W, 76-53
1/5/85	at UAB	L, 59-66
1/12/85	Houston	W, 69-58
1/14/85	Old Dominion	W, 64-58
1/20/85	at Notre Dame	W, 71-66
1/21/85	Eastern Washington	W, 72-50
1/26/85	at Dayton	L, 64-65
1/29/85	vs. Princeton%	W, 56-42
2/2/85	at Louisville	L, 73-77
2/6/85	Dayton	L, 63-67
2/9/85	Pepperdine	W, 90-65
2/12/85	at Loyola-Chicago	L, 71-78
2/17/85	at St. John's	L, 80-93
2/20/85	Indiana State	W, 77-65
2/23/85	La Salle	W, 87-60
3/2/85	Marquette	W, 69-52
3/5/85	at Pan American	W, 65-55
3/9/85	at Marquette	L, 64-68

**NCAA Tournament**

3/15/85	vs. Syracuse\$	L, 65-70
% - Meadowlands (East Rutherford, N.J.)		
\$ - The Omni (Atlanta, Ga.)		

**1985-86 (18-13)**

**HOME: 11-4 | AWAY: 3-7 | NEUTRAL: 4-2**

**HEAD COACH: JOEY MEYER**

DATE	OPPONENT	RESULT
11/30/85	vs. Northern Illinois%	W, 63-61
12/4/85	St. Francis (NY)	W, 93-48
12/7/85	Illinois State	W, 61-54
12/10/85	Western Michigan	W, 70-59
12/12/85	at Houston	W, 84-78
12/19/85	at Northwestern	W, 70-67
12/21/85	Georgetown	L, 70-85
12/23/85	at Purdue	L, 56-71
12/27/85	vs. Navy#	L, 64-67
12/28/85	vs. Texas#	W, 63-62
1/4/86	Dayton	W, 66-52
1/9/86	Pepperdine	W, 70-57
1/11/86	Notre Dame	L, 54-70
1/15/86	Cleveland State	L, 75-90
1/18/86	UAB	W, 70-61
1/21/86	Loyola-Chicago	W, 90-55
1/29/86	Northern Iowa	W, 96-53
2/1/86	at Dayton	L, 64-77
2/4/86	Evansville	W, 73-41
2/8/86	at Marquette	L, 65-70 (OT)
2/11/86	at Old Dominion	L, 53-66

2/15/86	Louisville	L, 53-72	1/23/88	at Old Dominion	W, 95-88	12/5/89	at Houston	L, 49-65
2/17/86	at Creighton	L, 61-74	1/27/88	Marquette	W, 81-66	12/9/89	Western Illinois\$	L, 69-72
2/19/86	at Indiana State	W, 48-44	1/31/88	at NC State	L, 66-71	12/16/89	at North Carolina	L, 51-70
2/22/86	St. John's	W, 81-72	2/3/88	at Indiana State	W, 64-56	12/20/89	Dayton	L, 73-84
2/25/86	at Notre Dame	L, 59-70	2/6/88	at Georgia Tech	L, 70-71	12/23/89	Marquette	W, 71-62
3/1/86	at UCLA	L, 63-65	2/10/88	Bradley	W, 86-80	12/30/89	at FIU	W, 91-67
3/8/86	Marquette	W, 95-87	2/13/88	Evansville	L, 63-65	1/3/90	Weber State	W, 55-47
<b>NCAA Tournament</b>								
3/13/86	vs. Virginia\$	W, 72-68	2/16/88	Iona	W, 92-56	1/6/90	Loyola-Chicago	W, 71-56
3/15/86	vs. Oklahoma\$	W, 74-69	2/20/88	St. John's!	W, 65-51	1/9/90	at Duquesne	W, 68-55
3/21/86	vs. Duke&	L, 67-74	2/24/88	Jackson State	W, 81-69	1/13/90	Georgetown	L, 64-74
% - Rockford, Ill.								
# - Cotton States Classic (Atlanta, Ga.)								
\$ - Greensboro Coliseum (Greensboro, N.C.)								
& - Meadowlands (East Rutherford, N.J.)								

**1986-87 (28-3)**

**HOME: 17-0 | AWAY: 11-2 | NEUTRAL: 0-1**

**HEAD COACH: JOEY MEYER**

DATE	OPPONENT	RESULT
11/29/86	Northern Illinois	W, 78-51
12/2/86	UNC Wilmington	W, 63-44
12/6/86	at Illinois State	W, 61-53
12/10/86	at Western Michigan	W, 93-61
12/13/86	at Louisville	W, 75-68
12/17/86	Creighton	W, 74-64
12/20/86	Old Dominion	W, 72-61
12/22/86	Northwestern	W, 72-54
12/30/86	at Pepperdine	W, 92-75
1/3/87	at Dayton	W, 80-64
1/5/87	Furman	W, 81-64
1/10/87	Notre Dame	W, 59-54
1/15/87	at Loyola-Chicago	W, 84-65
1/17/87	USF	W, 81-55
1/19/87	Indiana State	W, 61-49
1/21/87	vs. Evansville	W, 78-68
1/25/87	at Georgetown	L, 71-74
1/27/87	Weber State	W, 70-51
1/31/87	at La Salle	W, 58-54
2/2/87	NC State	W, 84-62
2/7/87	Dayton	W, 88-65
2/10/87	at Marquette	W, 88-76
2/14/87	at UAB	W, 83-71
2/16/87	Monmouth	W, 88-53
2/18/87	at Iona	W, 96-82
2/22/87	Georgia Tech	W, 84-67
2/25/87	at Notre Dame	L, 62-73
3/7/87	Marquette	W, 68-59

**NCAA Tournament**

3/13/87	Louisiana Tech	W, 76-62
3/15/87	St. John's	W, 83-75 (OT)
3/20/87	vs. LSU%	L, 58-63

% - Riverfront Coliseum (Cincinnati, Ohio)

**1987-88 (22-8)**

**HOME: 11-4 | AWAY: 10-3 | NEUTRAL: 1-1**

**HEAD COACH: JOEY MEYER**

11/28/87	Pepperdine	L, 76-84 (OT)
12/1/87	Niagara	W, 88-87 (OT)
12/5/87	Illinois State	W, 76-55
12/9/87	Western Michigan	W, 94-64
12/12/87	Notre Dame	W, 73-69 (OT)
12/16/87	at Weber State	W, 88-65
12/18/87	at Washington	W, 89-73
12/21/87	at Northwestern	L, 64-78
12/23/87	UTSA	W, 93-82
1/2/88	at Hartford	W, 68-61
1/10/88	Georgetown	L, 64-74
1/14/88	Dayton	L, 72-79
1/16/88	at Notre Dame	W, 77-71
1/21/88	Loyola-Chicago	W, 93-77

1/23/88	at Old Dominion	W, 95-88
1/27/88	Marquette	W, 81-66
1/31/88	at NC State	L, 66-71
2/3/88	at Indiana State	W, 64-56
2/6/88	at Georgia Tech	L, 70-71
2/10/88	Bradley	W, 86-80
2/13/88	Evansville	L, 63-65
2/16/88	Iona	W, 92-56
2/20/88	St. John's!	W, 65-51
2/24/88	Jackson State	W, 81-69
2/27/88	at Miami (Fla.)	W, 101-82
3/1/88	at Dayton	W, 92-77
3/5/88	Louisville	W, 77-58
3/12/88	at Marquette	W, 77-65

**NCAA Tournament**

3/17/88	vs. Wichita State%	W, 83-62
3/19/88	vs. Kansas State%	L, 58-66

! - Madison Square Garden (New York, N.Y.)

% - Joyce Center (South Bend, Ind.)

**1988-89 (21-12)**

**HOME: 12-3 | AWAY: 6-5 | NEUTRAL: 3-4**

**HEAD COACH: JOEY MEYER**

11/25/88	UNLV%	L, 77-86
11/26/88	Ohio State%	L, 70-72
11/27/88	Chaminade%	W, 89-68
11/30/88	Maine	W, 66-46
12/3/88	at Illinois State	W, 78-77
12/6/88	Washington	L, 75-79
12/10/88	at Niagara	W, 82-75
12/14/88	American	W, 120-85
12/17/88	at Georgetown	L, 64-74
12/22/88	North Carolina A&T\$	W, 73-52
12/23/88	Loyola Marymount\$	W, 115-111
12/28/88	vs. Mississippi State#	W, 62-60
12/29/88	vs. Seton Hall#	L, 60-83
1/5/89	North Carolina	L, 67-87
1/7/89	at Louisville	L, 67-81
1/11/89	Eastern Illinois	W, 89-75
1/14/89	Loyola Marymount	W, 122-108
1/17/89	at Marquette	L, 64-72
1/21/89	at Loyola-Chicago	L, 69-70
1/24/89	at Bradley	W, 85-82
1/28/89	at USF	W, 67-59
1/31/89	Duquesne	W, 85-63
2/4/89	NC State	W, 81-74
2/7/89	at Dayton	W, 78-50
2/11/89	Miami (Fla.)	W, 89-79
2/18/89	St. John's	L, 64-67
2/22/89	UTSA	W, 88-55
2/25/89	at Fordham	W, 62-61
3/1/89	at Notre Dame	L, 60-67
3/4/89	Marquette	W, 91-79
3/11/89	Notre Dame	W, 73-70

**NCAA Tournament**

3/16/89	vs. Memphis&	W, 66-63
3/18/89	vs. UNLV&	L, 70-85

% - Maui Classic (Lahaina, Hawaii)

\$ - Old Style Classic

# - USF&G Sugar Bowl Tournament (New Orleans, La.)

& - BSU Pavilion (Boise, Idaho)

**1989-90 (20-15)**

**HOME: 16-5 | AWAY: 5-7 | NEUTRAL: 0-2**

**HEAD COACH: JOEY MEYER**

11/15/89	Ohio State%	W, 71-53
11/17/89	NC State%	W, 70-63
11/22/89	vs. St. John's!	L, 52-53
11/24/89	vs. UNLV!	L, 53-88
11/27/89	Hartford	W, 64-56
12/2/89	La Salle	L, 62-83

12/5/89	at Houston	L, 49-65
12/9/89	Western Illinois\$	L, 69-72
12/16/89	at North Carolina	L, 51-70
12/20/89	Dayton	L, 73-84
12/23/89	Marquette	W, 71-62
12/30/89	at FIU	W, 91-67
1/3/90	Weber State	W, 55-47
1/6/90	Loyola-Chicago	W, 71-56
1/9/90	at Duquesne	W, 68-55
1/13/90	Georgetown	L, 64-74
1/17/90	Niagara	W, 73-58
1/20/90	at Marquette	L, 55-77
1/23/90	at Detroit	W, 87-82
1/27/90	Louisville	W, 66-62
1/29/90	Miami (Fla.)	W, 76-48
2/3/90	at UCLA	L, 77-87
2/7/90	Fordham	W, 51-38
2/10/90	at NC State	L, 71-80
2/12/90	at Miami (Fla.)	W, 66-49
2/17/90	UAB	L, 68-74
2/20/90	at Notre Dame	W, 63-62
2/24/90	at St. John's!	L, 74-77
2/28/90	Bradley	W, 59-48
3/3/90	Texas	L, 79-89
3/7/90	Northern Illinois	W, 69-51
3/10/90	Notre Dame	W, 64-59
3/16/90	Creighton&	W, 89-72
3/20/90	Cincinnati&	W, 61-59
3/22/90	at Saint Louis&	L, 47-54

% - Dodge Preseason NIT

! - Madison Square Garden (New York, N.Y.)

\$ - First Chicago Christmas Classic

& - National Invitation Tournament

**1990-91 (20-9)**

**HOME: 11-3 | AWAY: 9-3 | NEUTRAL: 0-2**

**HEAD COACH: JOEY MEYER**

11/24/90	Hartford	W, 84-73
11/29/90	Florida International	W, 117-65
12/1/90	at Pepperdine	W, 85-64
12/8/90	Illinois State%	W, 96-78
12/12/90	at Louisville	L, 75-94
12/15/90	UCLA	L, 90-92
12/21/90	Green Bay#	L, 56-57
12/22/90	Oklahoma State#	L, 70-72
12/29/90	vs. North Carolina\$	L, 75-90
12/30/90	at UCF\$	W, 81-78 (OT)
1/3/91	at Dayton	W, 81-73
1/8/91	Marquette	W, 68-63
1/12/91	Houston	W, 76-62
1/15/91	at Northern Illinois	L, 61-70
1/19/91	at Texas	L, 80-90
1/23/91	Drake	W, 92-71
1/26/91	Duquesne	W, 75-62
1/28/91	at Marquette	W, 84-56
2/3/91	at Georgetown	W, 72-63
2/5/91	Detroit	W, 81-74
2/9/91	at Bradley	W, 80-69
2/13/91	at Loyola-Chicago	W, 102-67
2/16/91	at Niagara	W, 73-58
2/20/91	at Notre Dame	L, 77-80
2/23/91	at Miami (Fla.)	W, 66-53
3/2/91	St. John's	W, 79-69
3/6/91	Miami (Fla.)	W, 75-58
3/9/91	Notre Dame	W, 80-56

**NCAA Tournament**

3/15/91	vs. Georgia Tech@	L, 70-87
---------	-------------------	----------

% - First Chicago Christmas Classic

# - Old Style Classic

\$ - Red Lobster Classic (Orlando, Fla.)

@ - Dayton Arena (Dayton, Ohio)

**1991-92 (20-9, 8-2 GMWC)**

**HOME: 13-1 | AWAY: 6-5 | NEUTRAL: 1-3**

**HEAD COACH: JOEY MEYER**

11/29/91	at Memphis	W, 92-89 (OT)
12/4/91	NE Illinois	W, 100-77
12/6/91	at Charlotte%	L, 63-68
12/7/91	vs. NC State%	L, 83-97
12/11/91	American	W, 106-80
12/14/91	at Kansas	L, 75-104
12/18/91	Northern Illinois	W, 90-77
12/21/91	at Baylor	W, 82-67
1/2/92	at San Francisco	L, 56-71
1/5/92	Loyola Marymount	W, 125-93
1/7/92	at UAB*	L, 69-75
1/11/92	Memphis*	W, 88-80
1/13/92	at Detroit	W, 92-81
1/15/92	Cincinnati*	W, 75-66
1/18/92	Georgetown	W, 72-62
1/25/92	Saint Louis*	W, 91-84 (OT)
1/29/92	at Notre Dame	L, 69-74
2/1/92	UAB*	W, 92-81
2/5/92	Loyola-Chicago	W, 91-63
2/9/92	at Marquette*	W, 65-58
2/12/92	Bradley	W, 68-50
2/16/92	Louisville	W, 84-81
2/20/92	at Cincinnati*	W, 71-69
2/23/92	vs. Florida State#	W, 85-75
2/29/92	at Saint Louis*	W, 88-71
3/4/92	Marquette*	L, 65-73
3/7/92	Notre Dame	W, 66-65
3/13/92	vs. Memphis\$	L, 75-95

**NCAA Tournament**

3/20/92	vs. New Mexico State&	L, 73-81
% - Diet Pepsi Tournament of Champions (Charlotte, N.C.)		
# - St. Petersburg, Fla.		
\$ - Great Midwest Tournament (Chicago Stadium - Chicago, Ill.)		
& - Activity Center (Tempe, Ariz.)		

**1992-93 (16-15, 3-7 GMWC)**

**HOME: 11-4 | AWAY: 3-8 | NEUTRAL: 2-3**

**HEAD COACH: JOEY MEYER**

12/1/92	Chicago State	W, 103-68
12/5/92	Houston	L, 65-82
12/9/92	at Illinois State	W, 67-66
12/12/92	San Francisco	W, 91-61
12/16/92	at Louisville	L, 88-93
12/18/92	Northeast Illinois	W, 90-83
12/21/92	vs. Duke%	L, 73-89
12/22/92	vs. Stanford%	W, 76-67
12/23/92	vs. Oklahoma%	L, 94-108
12/30/92	Jacksonville	W, 80-7
1/2/92	at Loyola Marymount	W, 71-70
1/5/92	Loyola-Chicago	W, 88-73
1/9/92	Memphis*	L, 93-95 (2OT)
1/13/92	at Georgetown	L, 45-74
1/16/92	Cincinnati*	L, 64-70
1/20/92	at UAB*	W, 73-62
1/24/92	at UMass	L, 69-79
1/27/92	Baylor	W, 72-70
1/30/92	at Cincinnati*	L, 54-80
2/2/92	Saint Louis*	W, 65-63
2/9/92	Detroit	W, 90-69
2/14/92	at Memphis*	L, 57-79
2/16/92	UAB*	W, 55-48
2/21/92	Notre Dame	W, 70-62
2/24/92	TCU	W, 79-68
2/27/92	at Saint Louis*	L, 76-92
3/2/92	at Bradley	L, 53-59
3/6/92	at Marquette*	L, 75-86
3/11/92	vs. UAB#	W, 66-64
3/12/92	vs. Cincinnati#	L, 69-78

% - Maui Invitational (Lahaina, Hawai'i)  
# - Great Midwest Tournament (Memphis, Tenn.)

**1993-94 (16-12, 4-8 GMWC)**

**HOME: 10-5 | AWAY: 7-7 | NEUTRAL: 0-0**

**HEAD COACH: JOEY MEYER**

11/27/93	Chicago State	W, 110-84
12/4/93	Kansas	L, 74-79
12/7/93	Bradley	W, 81-64
12/11/93	Illinois State	W, 74-72
12/14/93	Northeast Illinois	W, 82-55
12/18/93	at Jacksonville	W, 90-83
12/21/93	at TCU	W, 93-69
12/30/93	at Houston	W, 89-69
1/3/94	at Dayton*	W, 98-86
1/5/94	Maine	W, 105-70
1/8/94	at Memphis*	W, 69-61
1/12/94	Marquette*	L, 52-71
1/15/94	Saint Louis*	L, 71-80
1/18/94	UMass	W, 78-76
1/26/94	at UAB*	L, 59-62
1/29/94	at Cincinnati*	L, 43-66
2/2/94	Loyola-Chicago	W, 95-76
2/6/94	at Saint Louis*	L, 81-91
2/9/94	UAB*	L, 73-78
2/12/94	at Detroit	L, 80-96
2/17/94	Dayton*	W, 100-77
2/20/94	at Notre Dame	W, 73-63
2/27/94	at Marquette*	L, 62-70
3/2/94	Cincinnati*	L, 65-81
3/5/94	Memphis*	W, 65-53
3/10/94	at Cincinnati#	L, 86-95

**National Invitation Tournament**

3/16/94	at Northwestern	L, 68-69
# - Great Midwest Tournament (Cincinnati, Ohio)		

**1994-95 (17-11, 6-6 GMWC)**

**HOME: 12-2 | AWAY: 5-7 | NEUTRAL: 0-2**

**HEAD COACH: JOEY MEYER**

11/26/94	Eastern Illinois	W, 96-73
12/3/94	at Georgetown	L, 68-74
12/6/94	at Bradley	L, 68-80
12/10/94	Notre Dame^	W, 61-48
12/14/94	at Maine	W, 96-62
12/17/94	Northwestern	W, 84-49
12/22/94	at Stetson	W, 98-69
1/3/95	Illinois State	W, 82-62
1/6/95	Cincinnati*	L, 64-67
1/8/95	Memphis*	L, 69-77
1/14/95	at Memphis*	L, 64-76
1/19/95	Saint Joseph's (Pa.)	W, 76-66
1/21/95	at Cincinnati*	L, 82-92
1/23/95	at Santa Barbara	W, 80-62
1/26/95	at Texas	L, 92-99 (2OT)
1/28/95	Marquette*^	W, 63-48
2/1/95	at UAB*	W, 63-58
2/5/95	at Dayton*	W, 85-71
2/7/95	Loyola-Chicago	W, 96-73
2/11/95	UAB*	W, 88-78
2/19/95	Saint Louis*	W, 66-64
2/21/95	at Marquette*	L, 71-81
2/25/95	Louisville	W, 82-81
2/27/95	Detroit	W, 78-47
3/1/95	at Saint Louis*	L, 61-77
3/4/95	Dayton*	W, 103-68
3/9/95	vs. Cincinnati#	L, 95-96 (OT)

**National Invitation Tournament**

3/15/95	vs. Iowa%	L, 87-96
^ - United Center (Chicago, Ill.)		
# - Great Midwest Tournament (Milwaukee, Wis.)		
% - The Mark (Moline, Ill.)		

**1995-96 (11-18, 2-12 C-USA)**

**HOME: 6-8 | AWAY: 4-7 | NEUTRAL: 1-3**

**HEAD COACH: JOEY MEYER**

11/15/95	at Michigan	L, 65-7
11/27/95	Santa Barbara	W, 91-71
11/29/95	Stetson	W, 90-57
12/2/95	Texas	L, 84-88
12/6/95	at Eastern Illinois	W, 77-50
12/9/95	vs. Florida State%	L, 80-85
12/12/95	Maine	W, 72-58
12/16/95	at Northwestern	W, 71-61
12/19/95	Western Kentucky	W, 84-69
12/23/95	at Indiana	W, 84-82
1/3/96	Georgetown	L, 61-81
1/7/96	Louisville*	L, 71-81
1/11/96	at Memphis*	L, 55-74
1/13/96	Southern Miss*	L, 67-82
1/17/96	Marquette*	L, 60-73
1/20/96	at Saint Louis*	L, 59-60
1/25/96	at Cincinnati*	L, 61-71
1/28/96	at Tulane*	L, 74-84
2/1/96	Memphis*	L, 82-83 (OT)
2/4/96	vs. California#	L, 59-62
2/7/96	UAB*	L, 50-69
2/11/96	at Marquette*	L, 65-75
2/17/96	Cincinnati*	L, 60-87
2/21/96	Loyola-Chicago	W, 79-65
2/26/96	at USF*	W, 65-61
2/29/96	at Charlotte*	L, 69-81
3/2/96	Saint Louis*	W, 66-51
3/6/96	vs. Charlotte&	W, 66-60
3/7/96	at Memphis&	L, 69-82

% - St. Petersburg, Fla.

# - San Jose, Calif.

& - Conference USA Tournament (Memphis, Tenn.)

**1996-97 (3-23, 1-13 C-USA)**

**HOME: 2-10 | AWAY: 1-11 | NEUTRAL: 0-2**

**HEAD COACH: JOEY MEYER**

11/23/96	Eastern Illinois	W, 84-58
11/30/96	at Georgetown	L, 41-68
12/4/96	vs. Illinois State%	L, 50-75
12/7/96	Northwestern	L, 56-58
12/10/96	Indiana^	L, 57-74
12/16/96	at Saint Joseph's (Pa.)	L, 56-71
12/18/96	Louisiana Tech	L, 49-73
12/21/96	at Niagara	W, 68-60
12/28/96	at Miami (Fla.)	L, 45-61
12/30/96	at Dayton	L, 49-71
1/4/97	Temple	L, 60-73
1/9/97	at Marquette*	L, 50-75
1/11/97	USF*	W, 64-54
1/15/97	Memphis*	L, 49-51
1/18/97	at Houston*	L, 76-78
1/21/97	at Southern Miss*	L, 48-56
1/26/97	Marquette*^	L, 49-61
1/28/97	at Louisville*	L, 54-71
2/1/97	at Cincinnati*	L, 53-90
2/4/97	Charlotte*	L, 54-58
2/8/97	at UAB*	L, 56-71
2/16/97	at Saint Louis*	L, 45-56
2/19/97	Tulane*	L, 61-69
2/22/97	Cincinnati*^	L, 54-83
3/1/97	Saint Louis*	L, 54-68
3/5/97	vs. Marquette#	L, 53-79

% - St. Louis, Mo.

^ - United Center (Chicago, Ill.)

# - Conference-USA Tournament (St. Louis, Mo.)

**1997-98 (7-23, 3-13 C-USA)****HOME: 3-9 | AWAY: 3-9 | NEUTRAL: 1-4****HEAD COACH: Pat Kennedy**

11/17/97	Alabama State	W, 58-34
11/24/97	vs. Missouri#	L, 42-45
11/25/97	vs. Chaminade#	W, 57-55
11/26/97	vs. George Washington#	L, 46-60
12/3/97	at Louisiana Tech	W, 56-54
12/6/97	at Northwestern	L, 59-72
12/13/97	at Temple	L, 43-74
12/20/97	at St. John's	L, 70-74 (20T)
12/23/97	Dayton	L, 57-70
12/27/97	vs. Xavier\$	L, 56-73
12/31/97	Florida State	L, 55-56
1/3/98	at Charlotte	L, 55-81
1/8/98	at Louisville	L, 57-73
1/11/98	Saint Louis	L, 61-64
1/13/98	Niagara	W, 68-58
1/15/98	USF	W, 85-77 (OT)
1/19/98	at Marquette	L, 49-58
1/24/98	at Houston	L, 59-65
1/29/98	Charlotte	L, 73-86
1/31/98	Southern Miss	L, 67-77
2/2/98	at UAB	W, 54-53
2/5/98	Cincinnati	L, 73-109
2/7/98	Marquette	L, 51-73
2/11/98	at Memphis	W, 100-98 (20T)
2/14/98	Georgetown^	L, 59-65
2/15/98	at Saint Louis	L, 41-65
2/21/98	at Cincinnati	L, 38-75
2/25/98	Tulane	L, 56-72
2/28/98	Louisville^	L, 82-85 (OT)
3/4/98	vs. Marquette&	L, 50-52

# - Maui Invitational (Lahaina, Hawaii)

\$ - Cleveland, Ohio

^ - United Center (Chicago, Ill.)

&amp; - Conference USA Tournament (Cincinnati, Ohio)

**1998-99 (18-13, 10-6 C-USA)****HOME: 11-4 | AWAY: 5-7 | NEUTRAL: 2-2****HEAD COACH: PAT KENNEDY**

11/13/98	at New Mexico	L, 81-82
11/22/98	at Alabama State	W, 78-74
11/24/98	UNC Wilmington	W, 78-63
11/28/98	California	W, 75-72
12/1/98	Chicago State	W, 80-38
12/6/98	at George Washington#	W, 87-79
12/7/98	vs. Maryland#	L, 75-92
12/12/98	Texas - Pan American	W, 93-82
12/17/98	at Kansas	L, 66-74
12/19/98	at Louisville*	L, 63-90
12/30/98	at Dayton	L, 59-70
1/3/99	Houston*	W, 93-82
1/6/99	at Cincinnati*	L, 64-87
1/9/99	Marquette**	W, 75-60
1/14/99	UAB*	W, 87-80
1/17/99	Louisville*	L, 68-71
1/24/99	at Marquette*	L, 46-62
1/28/99	at USF*	W, 65-58
1/30/99	at Tulane*	W, 87-79
2/3/99	Charlotte*	L, 61-66
2/6/99	Cincinnati*	W, 61-60 (OT)
2/11/99	Saint Louis*	W, 76-67
2/13/99	Memphis**	W, 81-75
2/18/99	at Southern Miss*	W, 65-64
2/20/99	at Saint Louis*	W, 64-55
2/24/99	Duke^	L, 64-96
2/27/99	at Charlotte*	L, 67-78
3/3/99	vs. Tulane%	W, 95-59
3/4/99	at UAB%	L, 73-79
<b>National Invitation Tournament</b>		
3/10/99	Northwestern	W, 69-64

3/16/99	California	L, 57-58
# - BB&T Classic (Washington, D.C.)		
^ - United Center (Chicago, Ill.)		
% - Conference USA Tournament (Birmingham, Ala.)		

**1999-00 (21-12, 9-7 C-USA)****HOME: 12-4 | AWAY: 7-5 | NEUTRAL: 2-3****HEAD COACH: PAT KENNEDY**

11/20/99	Howard	W, 105-61
11/25/99	at American-P.R.%	W, 114-69
11/26/99	vs. Texas%	L, 64-68
11/27/99	vs. South Carolina%	W, 58-46
12/1/99	Chicago State	W, 78-63
12/4/99	at Duke	L, 83-84 (OT)
12/6/99	Monmouth	W, 69-62
12/9/99	Nicholls State	W, 67-43
12/14/99	St. John's	W, 71-65
12/18/99	at UCLA	L, 58-76
12/23/99	Northern Illinois	W, 82-61
12/28/99	at Memphis*	W, 71-65
12/30/99	Elon	W, 80-56
1/8/00	Charlotte*	W, 77-75
1/12/00	Marquette*	L, 60-69
1/16/00	at Houston*	W, 77-68
1/20/00	at Louisville*	L, 59-72
1/22/00	Saint Louis*	L, 69-75 (OT)
1/26/00	Florida^	W, 71-69
1/29/00	at UAB*	L, 68-69
2/2/00	Tulane*	W, 85-54
2/6/00	at Charlotte*	W, 80-66
2/13/00	at Cincinnati*	L, 64-87
2/16/00	at Marquette*	W, 55-35
2/19/00	Louisville**	L, 54-71
2/26/00	at Saint Louis*	W, 55-54
3/2/00	Cincinnati*	L, 62-64
3/4/00	Southern Miss*	W, 82-51
3/9/00	at Memphis#	W, 80-76
3/10/00	vs. Charlotte#	W, 56-49
3/11/00	vs. Saint Louis#	L, 49-56

**NCAA Tournament**

3/17/00	vs. Kansas\$	L, 77-81 (OT)
---------	--------------	---------------

% - San Juan Shootout (San Juan, Puerto Rico)

^ - United Center (Chicago, Ill.)

# - Conference USA Tournament (Memphis, Tenn.)

\$ - Joel Eaves Coliseum (Winston-Salem, N.C.)

**2000-01 (12-18, 4-12 C-USA)****HOME: 8-8 | AWAY: 3-8 | NEUTRAL: 1-2****HEAD COACH: PAT KENNEDY**

11/17/00	Lewis	W, 87-80
11/23/00	vs. Syracuse#	L, 84-92
11/24/00	vs. Florida State#	W, 80-74
11/25/00	at Alaska-Anchorage#	W, 93-76
12/2/00	at Florida	L, 76-83
12/6/00	at Missouri	L, 84-99
12/9/00	Chicago State	W, 78-69
12/12/00	Kansas^	L, 69-75
12/17/00	St. Joseph's	W, 80-76
12/19/00	Saint Louis	W, 68-43
12/23/00	Northern Illinois	W, 78-67
12/30/00	Fairfield	W, 85-75
1/6/01	Marquette*	L, 49-69
1/10/01	at Southern Miss*	L, 49-63
1/13/01	Memphis**	L, 68-72
1/17/01	Charlotte*	L, 62-73
1/20/01	Temple*	W, 65-64
1/25/01	at USF*	L, 58-72
1/27/01	at Louisville*	L, 63-73
1/31/01	at Saint Louis*	W, 86-68
2/3/01	at Cincinnati*	L, 70-91
2/7/01	Houston*	W, 90-78
2/10/01	UCLA	L, 88-94

2/14/01	Louisville*	L, 62-71
2/17/01	at Tulane*	W, 84-44
2/22/01	at Marquette*	L, 64-82
2/24/01	UAB*	L, 61-68
2/28/01	at Charlotte*	L, 66-90
3/3/01	Cincinnati**	L, 62-75
3/7/01	vs. USF%	L, 59-63

# - Great Alaska Shootout (Anchorage, Alaska)

^ - United Center (Chicago, Ill.)

% - Conference USA Tournament (Freedom Hall - Louisville, Ky.)

**2001-02 (9-19, 2-14 C-USA)****HOME: 5-10 | AWAY: 2-9 | NEUTRAL: 2-0****HEAD COACH: PAT KENNEDY**

11/12/01	vs. Fordham#	W, 70-61
11/14/01	at Syracuse	L, 60-74
11/25/01	Youngstown State	W, 107-69
12/1/01	Notre Dame^	L, 55-82
12/5/01	Ohio	L, 75-77
12/8/01	vs. Fairfield!	W, 94-90
12/11/01	Murray State	L, 65-69
12/16/01	Long Island	W, 95-69
12/18/01	Chicago State	W, 79-63
12/22/01	at Temple	W, 60-58
12/29/01	Missouri^	W, 63-62
1/5/02	Tulane*	L, 63-73
1/8/02	at Saint Louis*	L, 74-92
1/12/02	USF*	L, 63-70
1/16/02	at Cincinnati*	L, 72-89
1/19/02	Marquette*	L, 68-87
1/23/02	at East Carolina*	W, 80-58
1/26/02	at Louisville*	L, 67-97
1/29/02	Charlotte*	L, 83-79
2/3/02	at UNLV	L, 75-90
2/6/02	at TCU*	L, 83-92
2/9/02	East Carolina*	W, 62-51
2/12/02	Louisville*	L, 72-76
2/16/02	at Charlotte*	L, 57-81
2/19/02	Cincinnati**	L, 62-79
2/23/02	at Memphis*	L, 61-88
2/26/02	Saint Louis*	L, 63-72
3/1/02	at Marquette*	L, 53-72

# - Preseason NIT (Rockford, Ill.)

^ - United Center (Chicago, Ill.)

! - Madison Square Garden (New York, N.Y.)

**2002-03 (16-13, 8-8 C-USA)****HOME: 13-3 | AWAY: 3-9 | NEUTRAL: 0-1****HEAD COACH: DAVE LEITAO**

11/23/02	at Northern Illinois	W, 63-48
11/30/02	Central Michigan	W, 92-56
12/7/02	Fairfield	W, 73-45
12/10/02	Ohio	W, 73-65
12/14/02	at Notre Dame	L, 71-102
12/18/02	FIU	W, 72-57
12/21/02	at St. Joseph's	L, 62-65
12/28/02	Seton Hall	W, 52-41
12/31/02	Western Carolina	W, 82-62
1/2/03	Loyola-Chicago	W, 95-74
1/8/03	at Cincinnati*	L, 56-64
1/11/03	UNLV	L, 70-75
1/14/03	TCU*	W, 71-65
1/19/03	East Carolina*	W, 71-65
1/22/03	at Louisville*	L, 43-71
1/25/03	at Marquette*	L, 51-72
1/29/03	Cincinnati*	W, 56-52
2/1/03	at Saint Louis*	L, 57-65
2/8/03	Charlotte*	W, 72-64
2/12/03	Marquette*	L, 60-73
2/15/03	at Southern Miss*	W, 74-69 (OT)
2/18/03	at East Carolina*	W, 77-63

2/22/03	Saint Louis*	L, 61-62	2/6/05	at Saint Louis*	W, 56-53	1/28/07	at West Virginia*	L, 52-64
2/26/03	at UAB*	L, 71-77	2/12/05	Cincinnati*	W, 85-66	1/31/07	UConn*	W, 66-58
3/1/03	at Charlotte*	L, 50-58	2/16/05	at Charlotte*	L, 62-66	2/3/07	at Syracuse*	L, 69-75
3/5/03	Louisville*	W, 79-76 (OT)	2/20/05	at Marquette*	L, 57-67	2/8/07	Notre Dame*	W, 67-66
3/8/03	Houston*	W, 65-59	2/22/05	USF*	W, 76-69	2/14/07	Marquette*	W, 72-67
3/12/03	vs. USF%	L, 74-76	2/26/05	Saint Louis*	W, 53-49	2/17/07	at USF*	W, 75-62
<b>National Invitation Tournament</b>			3/2/05	at UAB*	L, 80-81 (OT)	2/20/07	at Notre Dame*	L, 54-78
3/18/03	at North Carolina	L, 72-83	3/5/05	Louisville*	L, 62-66	2/24/07	Cincinnati*	W, 58-45
% - Conference USA Tournament (Freedom Hall - Louisville, Ky.)			3/9/05	vs. Tulane#	W, 81-71	3/3/07	USF*	W, 70-54
			3/10/05	vs. UAB#	L, 56-59	3/7/07	vs. Villanova!	L, 67-75

**2003-04 (22-10, 12-4 C-USA)****HOME: 11-4 | AWAY: 7-5 | NEUTRAL: 4-1****HEAD COACH: DAVE LEITAO**

11/21/03	Loyola-Chicago	W, 73-61
11/25/03	Northwestern	W, 65-53
11/29/03	vs. Indiana State#	W, 78-66
11/30/03	at Michigan State#	L, 81-89
12/7/03	Bradley	W, 77-74
12/9/03	at Ohio	W, 63-60
12/14/03	Notre Dame	L, 69-82
12/20/03	Toledo	L, 81-93
12/27/03	at Seton Hall	L, 62-76
12/31/03	Southeast Missouri St.	W, 57-50
1/3/04	Chicago State	W, 91-74
1/6/04	Charlotte*	L, 70-75
1/10/04	at Cincinnati*	L, 65-90
1/13/04	Memphis*	W, 82-73
1/17/04	UAB*	W, 75-64
1/20/04	at TCU*	W, 61-54
1/24/04	at Marquette*	L, 62-70
1/31/04	at ECU*	W, 70-65
2/3/04	Tulane*	W, 72-5
2/7/04	Marquette*	W, 84-78
2/11/04	at Saint Louis*	W, 70-68
2/14/04	at Houston*	W, 66-54
2/21/04	Saint Louis*	L, 62-69
2/25/04	at Louisville*	W, 60-58 (OT)
2/28/04	Southern Miss*	W, 80-51
3/4/04	Cincinnati*	W, 68-65
3/6/04	at USF*	W, 78-66
3/11/04	vs. TCU%	W, 89-65
3/12/04	vs. UAB%	W, 75-74 (OT)
3/13/04	at Cincinnati%	L, 50-55
3/18/04	Dayton&	W, 76-69 (2OT)
3/20/04	UConn&	L, 55-72

# - Spartan Classic (East Lansing, Mich.)

% - Conference USA Tournament (Cincinnati, Ohio)

&amp; - HSBC Arena (Buffalo, N.Y.)

**2004-05 (20-11, 10-6 C-USA)****HOME: 13-4 | AWAY: 4-8 | NEUTRAL: 1-1****HEAD COACH: DAVE LEITAO**

11/20/04	Bowling Green	W, 69-59
11/23/04	Eastern Illinois	W, 53-51
11/27/04	Northern Illinois	L, 69-84
12/1/04	Dayton	W, 70-59
12/4/04	at Bradley	L, 53-63
12/6/04	IUPUI	W, 88-67
12/11/04	at Notre Dame	W, 84-73
12/15/04	at Northwestern	L, 52-56
12/18/04	UIC	W, 80-62
12/30/04	Rhode Island	W, 60-51
1/2/05	Old Dominion	W, 73-60
1/6/05	at Cincinnati*	L, 54-83
1/8/05	Houston*	W, 68-57
1/15/05	at Tulane*	W, 81-63
1/20/05	Marquette*	W, 85-72
1/22/05	East Carolina*	W, 77-56
1/27/05	at Memphis*	L, 55-68
1/29/05	at Southern Miss*	W, 70-48
2/1/05	TCU*	W, 64-62

**National Invitation Tournament**

3/15/05	at Missouri	W, 75-70
3/19/05	Texas A&M	L, 72-75

# - Conference USA Tournament (Memphis, Tenn.)

**2005-06 (12-15, 5-11 BIG EAST)****HOME: 7-7 | AWAY: 4-8 | NEUTRAL: 1-0****HEAD COACH: JERRY WAINWRIGHT**

11/19/05	Bradley	L, 60-75
11/26/05	Northwestern	W, 59-49
11/28/05	at Northern Illinois	L, 68-77
11/30/05	Creighton	W, 72-57
12/3/05	Bucknell	L, 52-57
12/6/05	UAB	W, 70-66
12/10/05	at Dayton	W, 61-54
12/13/05	at Wake Forest	W, 84-81
12/17/05	at Old Dominion	L, 43-87
12/21/05	vs. California%	W, 68-65
12/31/05	Florida International	W, 72-60
1/4/06	at Cincinnati*	L, 60-82
1/7/06	Notre Dame*	W, 73-67
1/12/06	at Pitt*	L, 65-73
1/15/06	Rutgers*	L, 68-78 (OT)
1/17/06	Marquette*	L, 79-82
1/21/06	at Providence*	L, 75-76
1/25/06	at Marquette*	L, 47-62
1/31/06	Georgetown*	L, 44-64
2/3/06	at USF*	W, 80-66
2/7/06	Providence*	L, 60-61
2/11/06	Villanova*	L, 51-61
2/18/06	at St. John's*	W, 52-48
2/22/06	at Louisville*	L, 53-65
2/25/06	Seton Hall*	W, 67-64
3/2/06	Syracuse*	W, 108-69
3/4/06	at Notre Dame*	L, 61-66

% - Pete Newell Challenge (Oakland, Calif.)

**2006-07 (20-14, 9-7 BIG EAST)****HOME: 14-2 | AWAY: 5-9 | NEUTRAL: 1-3****HEAD COACH: JERRY WAINWRIGHT**

11/11/06	at Bradley	L, 58-78
11/14/06	at Northwestern	L, 39-49
11/17/06	Eastern Illinois	W, 71-41
11/20/06	vs. Kentucky%	L, 81-87
11/21/06	vs. Chaminade%	W, 93-74
11/22/06	vs. Purdue%	L, 73-81
12/2/06	Kansas	W, 64-57
12/6/06	Chicago State	W, 83-56
12/9/06	at UAB	L, 57-58
12/13/06	Wake Forest	W, 78-63
12/16/06	at Rhode Island	W, 89-81
12/20/06	UC Irvine	W, 65-53
12/23/06	California	W, 90-62
12/29/06	Northwestern State	W, 97-67
1/3/07	at St. John's*	L, 53-64
1/6/07	at Villanova*	W, 73-65
1/10/07	Pitt*	L, 49-59
1/13/07	at Rutgers*	W, 60-37
1/16/07	St. John's*	W, 71-63
1/20/07	Louisville*	L, 50-59
1/24/07	at Georgetown*	L, 52-66

**National Invitation Tournament**

3/14/07	Hofstra#	W, 83-71
3/19/07	at Kansas State	W, 70-65
3/21/07	at Air Force	L, 51-52

% - Maui Invitational (Lahaina, Hawaii)

! - BIG EAST Championship (Madison Square Garden - New York, N.Y.)

# - McGrath Arena (Chicago, Ill.)

**2007-08 (11-19, 6-12 BIG EAST)****HOME: 7-8 | AWAY: 3-9 | NEUTRAL: 1-2****HEAD COACH: JERRY WAINWRIGHT**

11/9/07	at Creighton	L, 62-74
11/17/07	Northwestern	W, 54-53
11/24/07	North Carolina A&T	L, 93-96
11/28/07	Texas A&M-CC	W, 85-70
12/8/07	at Kansas	L, 66-84
12/12/07	Vanderbilt	L, 85-91 (OT)
12/15/07	UIC	L, 80-85
12/20/07	vs. Ole Miss%	L, 63-69
12/21/07	vs. Clemson%	L, 74-90
12/22/07	vs. La Salle%	W, 93-88
12/29/07	at Detroit	W, 70-64
1/3/08	Villanova*	W, 84-76
1/5/08	Providence*	W, 70-65
1/8/08	Georgetown*	L, 60-76
1/12/08	at St. John's*	W, 60-54
1/16/08	at Villanova*	L, 69-76
1/19/08	Rutgers*	W, 75-73
1/21/08	Florida Gulf Coast	W, 92-60
1/26/08	at Marquette*	L, 71-79
1/30/08	Syracuse*	L, 55-60
2/2/08	at Notre Dame*	L, 80-89
2/5/08	at Providence*	L, 65-79
2/9/08	USF*	W, 69-61
2/12/08	Louisville*	L, 66-99
2/19/08	at UConn*	L, 60-65
2/23/08	at Seton Hall*	L, 71-73
2/27/08	West Virginia*	L, 73-85
3/2/08	Notre Dame*	L, 91-98
3/6/08	at Cincinnati*	W, 60-54
3/9/08	at Pitt*	L, 79-98

% - San Juan Shootout (San Juan, Puerto Rico)

**2008-09 (9-24, 0-18 BIG EAST)****HOME: 6-10 | AWAY: 1-2 | NEUTRAL: 1-2****HEAD COACH: JERRY WAINWRIGHT**

11/17/08	Albany^	W, 75-64
11/22/08	at UIC	W, 67-63
11/26/08	Detroit	W, 71-62
11/29/08	Indiana State	W, 75-70
12/3/08	at California	L, 67-77
12/6/08	at Northwestern	L, 36-63
12/10/08	Morgan State	L, 75-79
12/13/08	vs. UCLA%	L, 54-72
12/17/08	Liberty&	W, 64-63
12/19/08	Southern&	W, 83-46
12/22/08	vs. Saint Louis\$	W, 65-61
12/23/08	vs. Creighton\$	L, 75-83
12/28/08	Alcorn State	W, 90-67
12/31/08	Notre Dame*	L, 82-92

1/3/09	at Providence*	L, 54-62
1/7/09	at Syracuse*	L, 68-85
1/10/09	USF*	L, 58-80
1/17/09	Cincinnati*	L, 55-59
1/20/09	at USF*	L, 61-70
1/24/09	at Marquette*	L, 70-79
1/28/09	UConn*	L, 49-71
1/31/09	at Rutgers*	L, 56-75
2/3/09	Marquette*	L, 61-76
2/7/09	Pitt*	L, 69-92
2/10/09	Seton Hall*	L, 49-72
2/15/09	at Louisville*	L, 54-99
2/21/09	at Pitt*	L, 61-80
2/25/09	Villanova*	L, 72-74
2/28/09	St. John's*	L, 63-84
3/4/09	at West Virginia*	L, 63-82
3/7/09	at Georgetown*	L, 40-48
3/10/09	vs. Cincinnati!	W, 67-57
3/11/09	vs. Providence!	L, 74-83

^ - McGrath-Phillips Arena (Chicago, Ill.)  
 % - Wooden Classic (Honda Center, Anaheim, Calif.)  
 & - Las Vegas Classic (Chicago, Ill.)  
 \$ - Las Vegas Classic (Las Vegas, Nev.)  
 ! - Madison Square Garden (New York, N.Y.)

**2009-10 (8-23, 1-17 BIG EAST)**

**HOME: 7-9 | AWAY: 0-10 | NEUTRAL: 2-4**

**HEAD COACH: JERRY WAINWRIGHT (15 games)**

**INTERIM HC: TRACY WEBSTER (16 games)**

11/17/09	Columbia	W, 59-53
11/20/09	vs. Northern Iowa%	W, 60-52
11/22/09	vs. Tennessee%	L, 53-57
11/23/09	vs. Saint Joseph's	W, 58-51
11/28/09	Detroit	W, 68-66 (OT)
12/2/09	Alabama State	W, 58-50
12/5/09	at Vanderbilt	L, 54-67
12/10/09	vs. Mississippi State#	L, 45-76
12/13/09	UIC	W, 77-56
12/16/09	American	L, 57-62
12/19/09	Texas State	W, 86-69
12/22/09	at FGCU	L, 61-64
12/28/09	at Pitt	L, 52-65
1/3/10	Georgetown*	L, 50-67
1/6/10	at Villanova*	L, 72-99
1/14/10	Providence*	L, 62-79
1/17/10	at St. John's*	L, 47-67
1/20/10	Marquette*	W, 51-50
1/23/10	at Notre Dame*	L, 77-87
1/26/10	West Virginia*	L, 46-62
1/30/10	Syracuse*	L, 57-59
2/3/10	at Marquette*	L, 69-80
2/6/10	at UConn*	L, 57-64
2/14/10	at Seton Hall*	L, 71-79
2/16/10	Rutgers*	L, 64-68
2/20/10	Louisville*	L, 59-68
2/24/10	at Cincinnati*	L, 69-74
2/27/10	at Rutgers*	L, 62-71
3/2/10	USF*	L, 59-63
3/5/10	St. John's*	L, 82-90 (3OT)
3/9/10	vs. USF!	L, 49-58

% - Paradise Jam (St. Thomas, U.S. Virgin Islands)  
 # - SEC/BIG EAST Invitational (St. Pete Times Forum - Tampa, Fla.)  
 ! - BIG EAST Championship (Madison Square Garden - New York, N.Y.)

**2010-11 (7-24, 1-17 BIG EAST)**

**HOME: 7-12 | AWAY: 1-9 | NEUTRAL: 0-4**

**HEAD COACH: OLIVER PURNELL**

11/14/10	Chicago State^	W, 114-81
11/16/10	Western Carolina	L, 64-69
11/25/10	vs. Oklahoma State#	L, 56-60

11/26/10	vs. Cal State Northridge#	L, 66-88
11/28/10	vs. Stanford!	L, 74-81 (OT)
12/2/10	Northern Illinois	W, 86-84
12/5/10	Central Michigan	W, 71-62
12/8/10	at Indiana State	L, 51-73
12/11/10	Ball State^	L, 77-79 (OT)
12/14/10	Milwaukee	W, 61-47
12/18/10	Loyola-Chicago	W, 81-74
12/22/10	Florida Atlantic	W, 71-62
12/28/10	at Cincinnati*	L, 60-76
1/1/11	at Georgetown*	L, 75-86
1/4/11	West Virginia*	L, 65-67
1/12/11	Seton Hall*	L, 67-78
1/15/11	UConn*	L, 62-82
1/18/11	at Marquette*	L, 64-94
1/22/11	Pitt*	L, 50-80
1/27/11	at USF*	L, 60-71
2/3/11	Notre Dame*	L, 58-83
2/5/11	at Louisville*	L, 57-61
2/8/11	Cincinnati*	L, 68-71
2/12/11	at West Virginia*	L, 71-82
2/17/11	at Providence*	W, 79-76
2/19/11	Villanova*	L, 75-77 (OT)
2/23/11	at St. John's*	L, 51-76
2/26/11	USF*	L, 76-86
3/2/11	Rutgers*	L, 64-68
3/5/11	at Syracuse*	L, 59-107
3/8/11	vs. UConn!	L, 71-91

^ - McGrath Phillips Arena  
 # - 76 Classic (Anaheim, Calif.)  
 ! - BIG EAST Championship (Madison Square Garden - New York, N.Y.)

**2011-12 (12-19, 2-16 BIG EAST)**

**HOME: 8-9 | AWAY: 3-8 | NEUTRAL: 2-2**

**HEAD COACH: OLIVER PURNELL**

11/11/11	UT-Pan American^	W, 91-72
11/14/11	Mississippi Valley State^	W, 80-70
11/24/11	vs. Minnesota%	L, 85-86
11/25/11	vs. Texas Tech%	W, 76-70
11/27/11	vs. Arizona State%	W, 68-64
12/1/11	Ole Miss#	L, 68-70
12/5/11	Milwaukee	L, 76-87
12/7/11	at Loyola-Chicago	W, 69-58
12/10/11	Chicago State	W, 102-95
12/14/11	at Northern Illinois	W, 75-52
12/17/11	Arkansas-Pine Bluff^	W, 81-62
12/21/11	Cal Poly	W, 63-58
1/1/11	Syracuse*	L, 68-87
1/5/11	Pitt*	W, 84-81
1/8/11	at Villanova*	L, 71-87
1/10/11	at Seton Hall*	L, 73-94
1/14/11	at Louisville*	L, 59-76
1/17/11	Georgetown*	L, 75-83
1/22/11	USF*	L, 59-75
1/25/11	at Rutgers*	W, 69-64
2/1/11	St. John's*	L, 81-87
2/4/11	at Cincinnati*	L, 66-74
2/6/11	Marquette*	L, 76-89
2/11/11	at Notre Dame*	L, 76-84
2/15/11	at UConn*	L, 54-80
2/18/11	Louisville*	L, 82-90 (OT)
2/20/11	at St. John's*	L, 72-79
2/25/11	Providence*	L, 71-73
2/28/11	at West Virginia*	L, 75-92
3/3/11	Seton Hall*	W, 86-58
3/6/11	vs. UConn!	L, 67-81

% - Old Spice Classic (HP Field House - Orlando, Fla.)  
 # - BIG EAST/SEC Challenge  
 ! - BIG EAST Championship (Madison Square Garden - New York, N.Y.)

**2012-13 (11-21, 2-16 BIG EAST)**

**HOME: 8-10 | AWAY: 4-8 | NEUTRAL: 0-3**

**HEAD COACH: OLIVER PURNELL**

11/9/12	UC Riverside^	W, 91-59
11/15/12	Gardner-Webb	L, 59-71
11/17/12	Austin Peay	W, 98-67
11/20/12	vs. Wichita State%	L, 62-75
11/21/12	vs. Western Kentucky%	L, 61-70
11/27/12	Fairfield	W, 85-78
11/30/12	at Auburn\$	W, 80-76
12/5/12	at Chicago State	W, 74-64
12/9/12	Milwaukee	W, 84-50
12/12/12	at Arizona State	W, 78-61
12/16/12	Northern Illinois	W, 69-64
12/22/12	UMBC	W, 69-61
12/29/12	Loyola-Chicago	L, 61-69
1/2/13	Seton Hall*	L, 72-73
1/5/13	at Providence*	W, 83-73
1/8/13	at UConn*	L, 78-99
1/15/13	Cincinnati*	L, 70-75
1/19/13	St. John's*	L, 62-71
1/26/13	at Pitt*	L, 55-93
1/30/13	at St. John's*	L, 74-79 (OT)
2/2/13	Notre Dame*	L, 71-79 (OT)
2/5/13	Villanova*	L, 71-94
2/9/13	at Marquette*	L, 78-89
2/13/13	at Notre Dame*	L, 78-82 (OT)
2/16/13	Rutgers*	W, 75-69
2/20/13	at Georgetown*	L, 66-90
2/23/13	UConn*	L, 69-81
2/27/13	Louisville*	L, 58-79
3/3/13	at USF*	L, 73-83
3/6/13	at Syracuse*	L, 57-78
3/9/13	Pitt*	L, 66-81
3/12/13	vs. Rutgers!	L, 57-76

^ - McGrath-Phillips Arena  
 % - Moon Palace Resort (Cancun, Mexico)  
 \$ - BIG EAST/SEC Challenge  
 ! - BIG EAST Tournament (Madison Square Garden - New York, N.Y.)

**2013-14 (12-21, 3-15 BIG EAST)**

**HOME: 9-9 | AWAY: 3-9 | NEUTRAL: 1-3**

**HEAD COACH: OLIVER PURNELL**

11/9/13	Grambling State^	W, 96-58
11/13/13	Southern Miss%	L, 68-75
11/16/13	Wright State%	W, 81-72
11/19/13	at Milwaukee	W, 80-71
11/25/13	vs. Wichita State\$	L, 72-90
11/26/13	vs. Texas\$	L, 59-77
12/1/13	Oregon State	W, 93-81
12/6/13	Arizona State	L, 56-78
12/12/13	Florida Atlantic	W, 81-70
12/15/13	Chicago State	W, 77-70 (OT)
12/18/13	Houston Baptist	W, 78-58
12/22/13	at Illinois State	L, 64-69
12/27/13	at Northwestern	W, 57-56
12/31/13	at Georgetown*	L, 54-61
1/4/14	at Marquette*	L, 56-66
1/7/14	Creighton*	L, 62-81
1/9/14	at Butler*	W, 99-94 (2OT)
1/14/14	St. John's*	W, 77-75
1/18/14	at Villanova*	L, 62-88
1/20/14	Xavier*	L, 74-84
1/25/14	at Seton Hall*	L, 69-86
2/1/14	Providence*	L, 72-77
2/3/14	Georgetown*	L, 59-71
2/7/14	at Creighton*	L, 66-78
2/12/14	Villanova*	L, 62-87
2/15/14	at Providence*	L, 61-84
2/19/14	at Xavier*	L, 64-83

2/22/14	Marquette*	L, 94-96 (OT)	1/12/16	at Xavier*	L, 64-84	11/23/17	vs. Michigan State&	L, 51-73
2/25/14	Seton Hall*	W, 65-60	1/17/16	Creighton*	L, 80-91	11/24/17	vs. Oregon&	L, 79-89
3/2/14	at St. John's*	L, 64-72	1/20/16	at Marquette*	W, 57-56	11/26/17	vs. Portland&	W, 82-69
3/6/14	Butler*	L, 46-79	1/27/16	at Butler*	L, 53-67	12/2/17	Youngstown State	W, 89-73
3/12/14	vs. Georgetown!	W, 60-56	1/30/16	Xavier*	L, 65-86	12/6/17	Central Connecticut	W, 85-57
3/13/14	vs. Creighton!	L, 62-84	2/2/16	Providence*	W, 77-70	12/9/17	at UIC	W, 65-55
^ - McGrath-Phillips Arena								
% - CBE Hall of Fame Classic (Chicago, Ill.)								
\$ - CBE Hall of Fame Classic (Kansas City, Mo.)								
! - BIG EAST Tournament (Madison Square Garden - New York, N.Y.)								

**2014-15 (12-20, 6-12 BIG EAST)**

**HOME: 10-7 | AWAY: 3-9 | NEUTRAL: 0-4**

**HEAD COACH: OLIVER PURNELL**

11/14/14	UIC^	W, 72-71
11/18/14	Drake	W, 80-62
11/26/14	Lehigh	L, 74-86
11/30/14	Stanford	W, 87-72
12/2/14	Northern Illinois	W, 78-67
12/4/14	at Chicago State	W, 84-60
12/7/14	Milwaukee	W, 83-61
12/11/14	at George Washington	L, 68-81
12/14/14	Illinois State	L, 72-78
12/18/14	at Oregon State	L, 59-90
12/22/14	vs. Colorado%	L, 68-82
12/23/14	vs. Ohio%	L, 78-99
12/25/14	vs. Loyola Marymount%	L, 69-72
12/31/14	Marquette*	W, 61-58
1/3/15	Xavier*	W, 71-68
1/7/15	at Creighton*	W, 70-60
1/10/15	at Villanova*	L, 64-81
1/13/15	Georgetown*	L, 72-78
1/18/15	St. John's*	W, 71-67 (OT)
1/22/15	at Seton Hall*	W, 64-60
1/24/15	at Xavier*	L, 76-89
1/29/15	at Providence*	L, 72-83
1/31/15	Villanova*	L, 55-68
2/3/15	Seton Hall*	W, 75-62
2/7/15	at Butler*	L, 73-83
2/11/15	at St. John's*	L, 78-86
2/18/15	Providence*	L, 57-84
2/21/15	at Georgetown*	L, 63-68
2/24/15	Creighton*	L, 62-75
2/28/15	Butler*	L, 53-67
3/7/15	at Marquette*	L, 48-58
3/11/15	vs. Creighton!	L, 63-78

^ - McGrath-Phillips Arena  
 % - Hawaiian Airlines Diamond Head Classic (Honolulu, Hawaii)  
 ! - BIG EAST Tournament (Madison Square Garden - New York, N.Y.)

**2015-16 (9-22, 3-15 BIG EAST)**

**HOME: 6-9 | AWAY: 3-10 | NEUTRAL: 1-3**

**HEAD COACH: DAVE LEITAO**

11/14/15	Western Michigan^	W, 69-63
11/17/15	at Penn State%	L, 62-68
11/20/15	vs. South Carolina&	L, 61-76
11/21/15	vs. Florida State&	L, 67-83
11/23/15	vs. Norfolk State&	W, 82-78
12/2/15	at UIC	W, 82-55
12/5/15	Chicago State	W, 96-72
12/9/15	at Drake	W, 74-71
12/12/15	Little Rock^	L, 44-66
12/15/15	at Stanford	L, 60-79
12/19/15	Northwestern	L, 70-78 (OT)
12/22/15	George Washington	W, 82-61
12/30/15	Georgetown*	L, 58-70
1/2/16	at Seton Hall*	L, 74-78
1/5/16	Butler*	L, 72-77
1/9/16	at Georgetown*	L, 63-74

1/12/16	at Xavier*	L, 64-84	11/23/17	vs. Michigan State&	L, 51-73
1/17/16	Creighton*	L, 80-91	11/24/17	vs. Oregon&	L, 79-89
1/20/16	at Marquette*	W, 57-56	11/26/17	vs. Portland&	W, 82-69
1/27/16	at Butler*	L, 53-67	12/2/17	Youngstown State	W, 89-73
1/30/16	Xavier*	L, 65-86	12/6/17	Central Connecticut	W, 85-57
2/2/16	Providence*	W, 77-70	12/9/17	at UIC	W, 65-55
2/6/16	at Creighton*	L, 66-88	12/11/17	Alabama A&M	W, 83-59
2/9/16	Villanova*	L, 59-86	12/16/17	Northwestern	L, 60-62
2/17/16	at St. John's*	L, 65-80	12/21/17	Miami (Ohio)	W, 83-66
2/20/16	Marquette*	L, 60-73	12/27/17	Villanova*	L, 85-103
2/25/16	St. John's*	W, 83-75	12/30/17	at Xavier*	L, 72-77
2/27/16	at Providence*	L, 66-87	1/2/18	Georgetown*	L, 81-90
3/1/16	at Villanova*	L, 62-83	1/6/18	at St. John's*	W, 91-74
3/5/16	Seton Hall*	L, 66-80	1/12/18	Providence*	W, 64-71
3/9/16	vs. Georgetown!	L, 53-70	1/15/18	at Marquette*	L, 52-70
^ - McGrath-Phillips Arena					
% - Gavitt Tipoff Games (Bryce Jordan Center - University Park, Pa.)					
& - Paradise Jam (UVI Sports and Fitness Center - St. Thomas, USVI)					
! - BIG EAST Tournament (Madison Square Garden - New York, N.Y.)					

**2016-17 (9-23, 2-16 BIG EAST)**

**HOME: 9-10 | AWAY: 1-9 | NEUTRAL: 0-4**

**HEAD COACH: DAVE LEITAO**

11/13/16	Robert Morris^	W, 78-72
11/17/16	Rutgers%	L, 59-66
11/20/16	Milwaukee	W, 77-59
11/23/16	Missouri State	W, 68-66
11/30/16	Drake^	W, 77-75
12/3/16	at Northwestern	L, 64-80
12/6/16	Lamar	W, 80-61
12/10/16	vs. Temple\$	L, 65-74
12/14/16	UIC^	L, 75-80
12/17/16	Chicago State#	W, 109-61
12/19/16	Southeast Missouri State#	W, 81-78
12/22/16	vs. Wyoming&	L, 58-72
12/23/16	vs. Missouri State&	L, 58-69
12/28/16	at Villanova*	L, 65-68
1/1/17	St. John's*	L, 73-79
1/7/17	at Seton Hall*	L, 56-87
1/10/17	Providence*	W, 64-63
1/14/17	at Marquette*	L, 58-83
1/16/17	at St. John's*	L, 68-78
1/21/17	Butler*	L, 69-70 (OT)
1/28/17	at Creighton*	L, 66-83
1/31/17	Georgetown*	L, 73-76
2/4/17	Marquette*	L, 79-92
2/8/17	at Xavier*	L, 61-72
2/11/17	Creighton*	L, 58-93
2/13/17	Villanova*	L, 62-75
2/19/17	at Butler*	L, 66-82
2/22/17	at Georgetown*	W, 67-65
2/25/17	Seton Hall*	L, 79-82
2/28/17	at Providence*	L, 64-73
3/4/17	Xavier*	L, 65-79
3/8/17	vs. Xavier!	L, 64-75
^ - McGrath Phillips Arena		
% - Gavitt Tipoff Games		
\$ - Hoophall Miami Invitational (Miami, Fla.)		
# - Continental Tire Las Vegas Classic (First Rounds)		
& - Continental Tire Las Vegas Classic (Las Vegas, Nev.)		
! - BIG EAST Tournament (Madison Square Garden - New York, N.Y.)		

**2017-18 (11-20, 4-14 BIG EAST)**

**HOME: 6-10 | AWAY: 4-7 | NEUTRAL: 1-3**

**HEAD COACH: DAVE LEITAO**

11/11/17	Notre Dame	L, 58-72
11/13/17	Delaware State	W, 81-57
11/17/17	at Illinois%	L, 73-82

**2018-19 (19-17, 7-11 BIG EAST)**

**HOME: 16-7 | AWAY: 3-9 | NEUTRAL: 0-1**

**HEAD COACH: DAVE LEITAO**

11/7/18	Bethune-Cookman	W, 80-58
11/12/18	Morgan State	W, 91-63
11/15/18	Penn State%	W, 72-70 (OT)
11/24/18	at Notre Dame	L, 70-95
11/28/18	Cleveland State	W, 83-73
12/3/18	Florida A&M	W, 65-50
12/8/18	at Northwestern	L, 68-75
12/12/18	Chicago State	W, 104-70
12/14/18	UIC	W, 90-70
12/19/18	Incarnate Word	W, 81-71
12/22/18	Boston College	L, 62-65
12/29/18	Xavier*	L, 65-74
1/2/19	at Villanova*	L, 68-73
1/6/19	Seton Hall*	W, 75-74
1/12/19	at St. John's*	W, 79-71
1/16/19	Butler*	L, 69-87
1/19/19	at Seton Hall*	W, 97-93
1/23/19	at Marquette*	L, 69-79
1/27/19	at Providence*	L, 67-70
1/30/19	Villanova*	L, 74-86
2/2/19	Providence*	W, 67-55
2/9/19	at Xavier*	W, 74-62
2/12/19	Marquette*	L, 73-92
2/16/19	at Butler*	L, 78-91
2/20/19	Creighton*	L, 67-79
2/27/19	at Georgetown*	L, 73-82
3/3/19	St. John's*	W, 92-83
3/6/19	Georgetown*	W, 101-69
3/9/19	at Creighton*	L, 78-91
3/13/19	vs. St. John's!	L, 74-82
<i>College Basketball Invitational</i>		
3/20/19	Central Michigan^	W, 100-86
3/25/19	Longwood^	W, 97-89
3/27/19	Coastal Carolina^	W, 92-87
4/1/19	at USF	L, 61-63
4/3/19	USF^	W, 100-96 (OT)



4/5/19 USF^ L, 65-77  
 ^ - McGrath Phillips Arena  
 % - Gavitt Tipoff Games  
 ! - BIG EAST Tournament (Madison Square Garden - New York, N.Y.)

**2019-20 (16-16, 3-15 BIG EAST)**  
**HOME: 11-7 | AWAY: 4-9 | NEUTRAL: 1-0**  
**HEAD COACH: DAVE LEITAO**

11/5/19 Alcorn State W, 72-54  
 11/6/19 Chicago W, 84-55  
 11/8/19 Fairleigh Dickinson W, 70-59  
 11/11/19 at Iowa% W, 93-78  
 11/16/19 Cornell W, 75-54  
 11/23/19 at Boston College W, 72-67  
 11/26/19 Central Michigan W, 88-75  
 11/29/19 at Minnesota W, 73-68  
 12/4/19 Texas Tech W, 65-60 (OT)  
 12/8/19 Buffalo L, 69-74  
 12/14/19 UIC W, 86-65  
 12/18/19 at Cleveland State W, 73-65  
 12/21/19 Northwestern W, 83-78  
 12/30/19 Seton Hall\* L, 66-74  
 1/4/20 Providence\* L, 65-66  
 1/11/20 at St. John's\* L, 67-74  
 1/14/20 at Villanova\* L, 75-79 (OT)  
 1/18/20 Butler\* W, 79-66  
 1/22/20 Creighton\* L, 68-83  
 1/25/20 St. John's\* L, 66-79  
 1/29/20 at Seton Hall\* L, 57-64  
 2/1/20 at Marquette\* L, 72-76  
 2/4/20 Xavier\* L, 59-67  
 2/8/20 at Georgetown\* L, 72-76  
 2/15/20 at Creighton\* L, 64-93  
 2/19/20 Villanova\* L, 71-91  
 2/22/20 Georgetown\* W, 74-68  
 2/25/20 at Xavier\* L, 67-78  
 2/29/20 at Butler\* L, 42-60  
 3/3/20 Marquette\* W, 69-68  
 3/7/20 at Providence\* L, 55-93  
 3/11/20 vs. Xavier! W, 71-67  
 3/12/20 vs. Villanova! canceled  
 % - Gavitt Tipoff Games  
 ! - BIG EAST Tournament (Madison Square Garden - New York, N.Y.)  
 \*remainder of season canceled due to COVID-19 pandemic

**2020-21 (5-14, 2-13 BIG EAST)**  
**HOME: 2-8 | AWAY: 2-5 | NEUTRAL: 1-1**  
**HEAD COACH: DAVE LEITAO**

11/28/20 Chicago State canceled  
 12/1/20 Alcorn State canceled  
 12/3/20 Northern Illinois canceled  
 12/6/20 at Iowa State% canceled  
 12/23/20 Western Illinois W, 91-72  
 12/27/20 at Providence\* L, 90-95 (2OT)  
 12/30/20 at UConn\* L, 61-82  
 1/5/21 Villanova\* canceled  
 1/9/21 Seton Hall\* L, 68-76  
 1/11/21 UConn\* L, 53-60  
 1/13/21 at Georgetown\* canceled  
 1/16/21 Valparaiso W, 77-58  
 1/19/21 Butler\* L, 53-67  
 1/23/21 at Marquette\* W, 68-61  
 1/27/21 St. John's\* L, 68-81  
 1/30/21 Creighton\* L, 62-69  
 2/3/21 Xavier\* canceled  
 2/6/21 at Butler\* L, 58-68  
 2/9/21 at Villanova\* canceled  
 2/11/21 at Xavier\* canceled  
 2/13/21 Providence\* L, 47-57  
 2/17/21 at Seton Hall\* L, 52-60

2/20/21 at St. John's\* W, 88-83  
 2/24/21 at Creighton\* L, 53-77  
 2/27/21 Georgetown\* L, 60-68  
 3/2/21 Marquette\* L, 71-77  
 3/10/21 vs. Providence! W, 70-62  
 3/11/21 vs. UConn! L, 60-94  
 % - Big 12-BIG EAST Battle  
 ! - BIG EAST Tournament (Madison Square Garden - New York, N.Y.)  
 games canceled due to COVID-19 pandemic

**2021-22 (15-16, 6-14 BIG EAST)**  
**HOME: 11-7 | AWAY: 4-9 | NEUTRAL: 0-1**  
**HEAD COACH: TONY STUBBLEFIELD**

11/10/21 Coppin State W, 97-72  
 11/13/21 Central Michigan W, 99-66  
 11/18/21 Rutgers% W, 73-70  
 11/20/21 Western Illinois# W, 84-80  
 11/26/21 Northern Kentucky# W, 77-68  
 11/28/21 Eastern Michigan# W, 101-63  
 12/4/21 Loyola-Chicago L, 64-68  
 12/7/21 Duquesne W, 87-67  
 12/10/21 at Louisville W, 62-55  
 12/14/21 at UIC W, 72-66  
 12/18/21 at Northwestern canceled  
 12/29/21 at Butler\* L, 59-63  
 1/1/22 #21 Providence\* L, 53-70  
 1/5/22 at St. John's\* L, 84-89  
 1/8/22 #19 Villanova\* L, 64-79  
 1/11/22 at Marquette\* L, 76-87  
 1/13/22 #20 Seton Hall\* W, 96-92  
 1/19/22 #20 Xavier\* L, 67-68  
 1/22/22 at Creighton\* L, 47-60  
 1/25/22 at #14 Villanova\* L, 43-67  
 1/29/22 #20 UConn\* L, 50-57  
 2/5/22 at #21 Xavier\* W, 69-65  
 2/9/22 Georgetown\* W, 82-74  
 2/12/22 at #11 Providence\* L, 73-76 (OT)  
 2/15/22 Butler\* L, 71-73  
 2/17/22 Creighton\* L, 59-71  
 2/19/22 at Seton Hall\* L, 64-66  
 2/24/22 at Georgetown\* W, 68-65  
 2/27/22 St. John's\* W, 99-94  
 3/2/22 Marquette\* W, 91-80  
 3/5/22 at #18 UConn\* L, 68-75  
 3/9/22 vs. St. John's! L, 73-92  
 % - Gavitt Tipoff Games  
 # - Blue Demon Classic  
 ! - BIG EAST Tournament (Madison Square Garden - New York, N.Y.)

**2022-23 (10-23, 3-17 BIG EAST)**  
**HOME: 7-8 | AWAY: 2-12 | NEUTRAL: 1-3**  
**HEAD COACH: TONY STUBBLEFIELD**

11/7/22 Loyola (Md.) W, 72-66  
 11/11/22 Western Illinois W, 86-74  
 11/14/22 at Minnesota% W, 69-53  
 11/18/22 vs. Santa Clara# L, 61-69  
 11/20/22 vs. Oklahoma State# L, 78-82  
 11/25/22 Texas A&M L, 66-82  
 11/30/22 Samford W, 103-98 (OT)  
 12/3/22 at Loyola-Chicago W, 78-72 (OT)  
 12/7/22 at St. John's\* L, 67-86  
 12/10/22 UTEP W, 91-70  
 12/14/22 at Duquesne L, 55-66  
 12/17/22 at Northwestern L, 45-83  
 12/25/22 at Creighton\* L, 65-80  
 12/29/22 Georgetown\* W, 83-76  
 1/1/23 Providence\* L, 59-74  
 1/4/23 at Butler\* L, 70-78  
 1/10/23 Villanova\* W, 75-65  
 1/14/23 Seton Hall\* L, 67-71

1/18/23 #8 Xavier\* W, 73-72  
 1/21/23 at #22 Providence\* L, 64-75  
 1/24/23 at Georgetown L, 76-81  
 1/28/23 #16 Marquette\* L, 69-89  
 1/31/23 #24 UConn\* L, 76-90  
 2/5/23 at Seton Hall\* L, 64-69  
 2/8/23 at Villanova\* L, 65-81  
 2/14/23 St. John's\* L, 83-92  
 2/18/23 at #16 Xavier\* L, 68-82  
 2/22/23 Butler\* L, 58-59  
 2/25/23 at #10 Marquette\* L, 84-90  
 3/1/23 at #14 UConn\* L, 59-88  
 3/4/23 Creighton\* L, 70-84  
 3/8/23 vs. Seton Hall! W, 66-65  
 3/9/23 vs. Xavier! L, 84-89  
 % - Gavitt Tipoff Games  
 # - Baha Mar Hoops Bahamas Championships (Nassau, Bahamas)  
 ! - BIG EAST Tournament (Madison Square Garden - New York, N.Y.)

# ★ YEAR-BY-YEAR STAT LINES

YEAR	TEAM	FG-A	PCT.	3FG-A	PCT.	FT-A	PCT.	O-D	REB.	AVG.	PF	A	TO	B	S	PTS	AVG.
1947-48	DePaul	635	---	---	---	226-471	.676	---	---	---	618	---	---	---	---	1741	58.1
	Opponents	522	---	---	---	268-426	.614	---	---	---	582	---	---	---	---	1470	49.0
1948-49	DePaul	509	---	---	---	393-621	.633	---	---	---	632	---	---	---	---	1411	56.4
	Opponents	421	---	---	---	437-709	.616	---	---	---	544	---	---	---	---	1279	51.1
1949-50	DePaul	530-1579	.336	---	---	442-707	.625	---	---	---	535	---	---	---	---	1502	60.1
	Opponents	---	---	---	---	390-651	.599	---	---	---	604	---	---	---	---	1486	59.4
1950-51	DePaul	632-1747	.361	---	---	467-752	.621	---	---	---	621	---	---	---	---	1731	69.2
	Opponents	596-1842	.323	---	---	414-681	.608	---	---	---	670	---	---	---	---	1606	64.2
1951-52	DePaul	733-1977	.370	---	---	549-841	.652	---	---	---	669	---	---	---	---	2015	74.6
	Opponents	---	---	---	---	426-723	.589	---	---	---	751	---	---	---	---	1614	59.8
1952-53	DePaul	731-1896	.386	---	---	656-966	.679	---	---	---	584	---	---	---	---	2118	75.6
	Opponents	682-2096	.325	---	---	564-901	.626	---	---	---	663	---	---	---	---	1928	68.9
1953-54	DePaul	534-1385	.386	---	---	521-801	.650	---	---	---	473	---	---	---	---	1589	75.7
	Opponents	480-1514	.314	---	---	471-711	.662	---	---	---	536	---	---	---	---	1402	68.6
1954-55	DePaul	653-1494	.437	---	---	554-812	.682	---	---	---	447	---	---	---	---	1860	84.5
	Opponents	523-1506	.347	---	---	466-727	.641	---	---	---	479	---	---	---	---	1512	68.7
1955-56	DePaul	659-1456	.452	---	---	605-869	.695	---	---	---	421	---	---	---	---	1923	80.0
	Opponents	649-1663	.390	---	---	449-720	.624	---	---	---	501	---	---	---	---	1747	72.7
1956-57	DePaul	544-1362	.400	---	---	550-753	.737	---	911	41.4	385	---	---	---	---	1641	74.6
	Opponents	655-1693	.387	---	---	417-624	.668	---	974	44.3	438	---	---	---	---	1715	77.9
1957-58	DePaul	474-1217	.389	---	---	331-537	.616	---	908	45.4	337	---	---	---	---	1271	63.6
	Opponents	496-1400	.354	---	---	336-480	.700	---	904	45.2	350	---	---	---	---	1338	66.9
1958-59	DePaul	621-1568	.395	---	---	473-662	.714	---	1116	46.5	404	---	---	---	---	1725	71.9
	Opponents	675-1742	.389	---	---	376-548	.686	---	1177	49.0	534	---	---	---	---	1726	71.9
1959-60	DePaul	656-1537	.427	---	---	484-664	.725	---	1082	45.0	404	---	---	---	---	1796	74.8
	Opponents	621-1611	.385	---	---	346-521	.664	---	961	40.0	439	---	---	---	---	1588	66.1
1960-61	DePaul	682-1554	.438	---	---	474-676	.701	---	1117	44.5	392	---	---	---	---	1838	73.5
	Opponents	695-1791	.388	---	---	316-505	.625	---	1030	41.2	467	---	---	---	---	1706	68.2
1961-62	DePaul	650-1500	.433	---	---	449-687	.654	---	1161	50.5	425	---	---	---	---	1769	72.5
	Opponents	652-1527	.427	---	---	364-542	.672	---	828	36.0	495	---	---	---	---	1668	72.5
1962-63	DePaul	657-1549	.424	---	---	397-580	.684	---	1196	52.0	443	---	---	---	---	1711	74.4
	Opponents	592-1523	.389	---	---	395-575	.687	---	990	43.0	430	---	---	---	---	1579	68.7
1963-64	DePaul	815-1799	.453	---	---	513-719	.713	---	1168	46.7	438	---	---	---	---	2143	85.7
	Opponents	725-1760	.412	---	---	370-600	.617	---	1075	43.0	519	---	---	---	---	1820	72.8
1964-65	DePaul	822-1993	.412	---	---	461-622	.741	---	1138	42.1	479	---	---	---	---	2105	78.0
	Opponents	678-1731	.392	---	---	437-628	.696	---	1019	37.7	476	---	---	---	---	1793	66.4
1965-66	DePaul	846-1922	.440	---	---	467-635	.735	---	1101	42.3	509	---	---	---	---	2159	83.0
	Opponents	654-1751	.374	---	---	446-649	.687	---	1124	43.2	460	---	---	---	---	1754	67.5
1966-67	DePaul	728-1740	.418	---	---	468-690	.678	---	957	38.3	481	---	---	---	---	1924	77.0
	Opponents	619-1499	.413	---	---	427-614	.695	---	866	34.6	481	---	---	---	---	1665	66.6
1967-68	DePaul	721-1658	.435	---	---	436-663	.658	---	1164	46.6	491	---	---	---	---	1878	75.1
	Opponents	684-1618	.423	---	---	471-667	.706	---	1131	45.2	484	---	---	---	---	1839	73.6
1968-69	DePaul	772-1784	.433	---	---	449-662	.678	---	1221	48.8	485	---	---	---	---	1993	79.7
	Opponents	733-1701	.431	---	---	420-634	.662	---	1187	47.5	484	---	---	---	---	1886	75.4
1969-70	DePaul	786-1913	.411	---	---	448-667	.672	---	1390	55.6	485	---	---	---	---	2020	80.8
	Opponents	775-1783	.435	---	---	424-644	.658	---	1167	46.7	502	---	---	---	---	1974	79.0
1970-71	DePaul	733-1761	.416	---	---	397-566	.701	---	942	37.7	456	---	---	---	---	1863	74.5
	Opponents	815-1913	.426	---	---	407-609	.668	---	1146	45.8	417	---	---	---	---	2037	81.5

YEAR	TEAM	FG-A	PCT.	3FG-A	PCT.	FT-A	PCT.	O-D	REB.	AVG.	PF	A	TO	B	S	PTS	AVG.
1971-72	DePaul	693-1458	.475	---	---	401-602	.666	---	838	36.4	452	---	---	---	---	1787	77.7
	Opponents	693-1518	.457	---	---	404-595	.679	---	888	38.6	416	---	---	---	---	1790	77.8
1972-73	DePaul	789-1739	.454	---	---	347-465	.746	---	913	36.5	444	390	---	---	---	1925	77.0
	Opponents	744-1695	.439	---	---	298-422	.706	---	904	36.2	455	---	---	---	---	1786	71.4
1973-74	DePaul	790-1704	.464	---	---	329-497	.662	---	1132	45.3	467	405	---	---	---	1909	76.4
	Opponents	774-1795	.431	---	---	275-400	.688	---	1096	43.8	493	360	---	---	---	1823	72.9
1974-75	DePaul	836-1805	.463	---	---	320-458	.699	---	1055	42.2	471	461	---	---	---	1992	79.7
	Opponents	773-1774	.436	---	---	288-437	.659	---	940	37.6	440	420	---	---	---	1834	73.4
1975-76	DePaul	932-1974	.472	---	---	394-589	.669	---	1170	40.3	603	503	---	---	---	2258	77.9
	Opponents	839-2021	.415	---	---	372-566	.657	---	1025	35.3	591	408	---	---	---	2050	70.7
1976-77	DePaul	856-1909	.448	---	---	321-431	.745	---	1095	40.6	502	495	---	---	---	2033	75.3
	Opponents	809-1835	.441	---	---	331-473	.700	---	943	34.9	459	443	---	---	---	1949	72.2
1977-78	DePaul	1026-2074	.495	---	---	409-556	.736	---	1153	38.4	507	587	---	---	---	2461	82.0
	Opponents	899-2063	.436	---	---	303-447	.678	---	1020	34.0	574	475	---	---	---	2101	70.0
1978-79	DePaul	1061-2168	.489	---	---	517-676	.765	---	1167	36.4	531	608	---	---	---	2639	82.5
	Opponents	1037-2117	.490	---	---	318-469	.678	---	1173	36.7	616	489	---	---	---	2392	74.8
1979-80	DePaul	919-1890	.486	---	---	508-673	.755	---	1187	42.4	469	521	---	---	---	2346	83.8
	Opponents	879-1965	.447	---	---	325-456	.713	---	1127	40.3	577	540	---	---	---	2083	74.4
1980-81	DePaul	934-1796	.520	---	---	421-582	.723	---	1063	36.7	473	547	407	114	250	2289	78.9
	Opponents	821-1840	.446	---	---	275-440	.625	---	1001	34.5	532	419	472	75	179	1917	66.1
1981-82	DePaul	852-1763	.483	---	---	472-672	.702	---	1108	39.6	555	401	426	107	280	2176	77.7
	Opponents	731-1661	.440	---	---	370-580	.638	---	1010	36.1	563	351	516	60	194	1832	65.4
1982-83	DePaul	865-1926	.449	---	---	62-704	.656	---	214	36.8	653	466	464	114	239	2192	66.4
	Opponents	787-1746	.451	---	---	446-696	.641	---	1136	34.4	612	442	589	113	213	2020	61.2
1983-84	DePaul	831-1710	.486	---	---	457-695	.658	---	1147	38.2	553	503	---	73	248	2119	70.6
	Opponents	687-1658	.414	---	---	94-577	.683	---	983	32.8	601	368	---	---	---	1768	58.9
1984-85	DePaul	822-1663	.494	---	---	433-600	.722	---	1124	38.8	544	490	---	---	---	2077	71.6
	Opponents	714-1596	.447	---	---	407-582	.699	---	927	32.0	527	434	---	---	---	835	63.3
1985-86	DePaul	849-1760	.482	---	---	445-726	.613	---	1164	37.5	617	472	494	133	246	2143	69.1
	Opponents	784-1753	.447	---	---	471-672	.701	---	1042	33.6	622	464	455	54	201	2039	65.8
1986-87	DePaul	915-1774	.516	69-154	.448	462-686	.673	---	1147	37.0	467	569	423	164	258	2361	76.2
	Opponents	769-1850	.416	113-315	.359	286-431	.664	---	1043	33.6	609	436	499	66	200	1937	62.5
1987-88	DePaul	923-1841	.501	114-278	.410	406-649	.626	---	1103	36.8	533	559	418	119	305	2366	78.9
	Opponents	785-1742	.451	139-358	.388	393-578	.680	---	1037	34.6	557	475	541	65	196	2102	70.1
1988-89	DePaul	991-1968	.504	124-323	.384	462-730	.633	---	1308	39.6	703	580	592	154	267	2568	77.8
	Opponents	866-1999	.433	161-422	.382	522-784	.666	---	1143	34.6	703	477	526	66	316	2415	73.2
1989-90	DePaul	865-2034	.425	88-258	.341	511-710	.720	---	1354	38.7	640	495	511	175	258	2329	66.5
	Opponents	814-1934	.421	136-383	.355	510-748	.682	---	1219	34.8	640	483	519	107	253	2274	65.0
1990-91	DePaul	803-1689	.475	91-270	.337	604-822	.735	---	1102	38.0	554	447	449	143	244	2301	79.3
	Opponents	769-1764	.436	115-383	.300	391-618	.633	---	1099	37.9	536	430	494	79	255	2044	70.5
1991-92	DePaul	840-1770	.475	123-339	.363	550-770	.714	---	1083	37.3	572	514	493	121	278	2353	81.1
	Opponents	827-1813	.456	140-406	.345	415-644	.644	---	1078	37.2	618	453	539	83	258	2209	76.2
1992-93	DePaul	857-1831	.468	144-443	.325	4333-621	.697	---	1136	36.6	611	481	512	76	215	2291	73.9
	Opponents	826-1801	.459	190-524	.363	484-701	.690	---	1029	33.2	557	469	454	83	248	2326	75.0
1993-94	DePaul	778-1674	.465	123-405	.304	515-726	.709	---	1201	42.9	583	443	477	83	204	2194	78.4
	Opponents	708-1761	.402	198-640	.309	433-663	.653	---	990	35.4	596	390	393	88	232	2047	73.1
1994-95	DePaul	781-1628	.480	190-496	.383	466-652	.715	---	1024	36.6	535	485	391	51	215	2218	79.2
	Opponents	711-1668	.426	194-577	.336	388-578	.671	---	980	35.0	549	401	414	97	198	2004	71.6
1995-96	DePaul	800-1826	.438	172-522	.330	264-397	.665	---	1048	36.1	496	492	392	92	237	2036	70.2
	Opponents	772-1738	.444	204-570	.358	338-534	.633	---	1126	38.8	426	450	433	80	218	2086	71.9
1996-97	DePaul	540-1525	.354	127-460	.276	228-399	.571	358-561	919	35.3	482	267	429	69	206	1435	55.2
	Opponents	631-1452	.435	151-449	.336	348-550	.633	370-734	1104	42.5	404	399	445	88	214	1761	67.7

YEAR	TEAM	FG-A	PCT.	3FG-A	PCT.	FT-A	PCT.	O-D	REB.	AVG.	PF	A	TO	B	S	PTS	AVG.
1997-98	DePaul	630-1748	.360	175-611	.286	342-511	.669	426-598	1024	34.1	539	288	395	66	249	1777	59.2
	Opponents	720-1621	.444	197-571	.345	426-611	.697	417-785	1202	40.1	499	444	459	126	212	2063	68.8
1998-99	DePaul	812-1898	.428	178-557	.320	451-670	.673	530-738	1268	40.9	560	401	469	52	249	2253	35.7
	Opponents	827-1872	.442	184-559	.329	378-571	.662	423-684	1107	35.7	585	445	439	114	216	2216	71.5
1999-00	DePaul	877-1935	.453	195-563	.346	438-655	.669	518-784	1302	39.5	597	494	538	126	267	2387	72.3
	Opponents	780-1849	.422	181-559	.324	382-587	.651	394-645	1039	31.5	593	416	522	96	245	2123	64.3
2000-01	DePaul	766-1744	.439	184-549	.335	452-669	.676	396-734	1130	37.7	559	439	434	108	160	2168	72.3
	Opponents	772-1785	.432	215-559	.385	460-642	.717	369-709	1078	35.9	584	454	368	97	214	2219	74.0
2002-03	DePaul	684-1548	.442	128-382	.335	447-622	.719	364-709	1073	37.0	525	376	425	59	167	1943	67.0
	Opponents	648-1544	.420	186-573	.325	399-567	.704	283-592	875	30.2	569	403	378	103	196	1881	64.9
2003-04	DePaul	813-1755	.463	163-450	.362	468-671	.697	382-777	1159	36.2	562	437	422	74	176	2257	70.5
	Opponents	765-1825	.419	236-676	.349	405-586	.691	369-653	1022	31.9	608	454	387	89	199	2171	67.8
2004-05	DePaul	768-1740	.441	179-513	.349	405-593	.683	417-714	1131	36.5	542	432	375	105	171	2120	68.4
	Opponents	696-1635	.426	201-575	.350	393-556	.707	314-666	980	31.6	547	432	386	83	190	1986	64.1
2005-06	DePaul	646-1469	.440	142-451	.315	319-461	.692	298-599	897	33.2	418	340	324	103	145	1753	64.9
	Opponents	667-1519	.439	191-540	.354	304-444	.685	334-615	949	35.1	445	407	303	74	150	1829	67.7
2006-07	DePaul	863-1885	.458	218-631	.345	356-536	.664	366-839	1205	35.4	555	484	397	154	200	2300	67.6
	Opponents	762-1853	.411	233-659	.354	395-578	.683	352-767	1119	32.9	537	431	392	69	171	2152	63.3
2007-08	DePaul	791-1827	.433	231-645	.358	364-562	.648	381-657	1038	34.6	458	416	361	85	221	2177	72.6
	Opponents	830-1783	.466	247-606	.408	366-505	.725	375-753	1128	37.6	522	523	405	99	180	2273	75.8
2008-09	DePaul	780-1920	.406	188-635	.296	375-609	.616	426-718	1144	34.7	501	373	414	102	223	2123	64.3
	Opponents	904-1968	.459	232-650	.357	350-505	.693	444-853	1297	39.3	534	502	426	94	214	2390	72.4
2009-10	DePaul	704-1771	.398	175-558	.314	308-529	.582	372-663	1035	33.4	570	366	338	97	236	1891	61.0
	Opponents	724-1669	.434	180-520	.346	445-661	.673	398-807	1205	38.9	492	430	400	108	164	2073	66.9
2010-11	DePaul	766-1800	.426	163-519	.314	409-599	.683	340-604	944	30.5	617	446	420	103	231	2104	67.9
	Opponents	873-1743	.501	141-403	.350	491-686	.716	386-797	1183	38.2	529	498	477	126	199	2378	76.7
2011-12	DePaul	857-1956	.438	224-669	.335	360-517	.696	374-651	1025	33.1	637	474	414	126	245	2298	74.1
	Opponents	868-1802	.482	155-348	.354	487-736	.662	412-817	1229	39.6	509	246	485	127	232	2378	76.7
2012-13	DePaul	847-1951	.434	155-518	.299	435-618	.704	383-712	1095	34.2	612	440	457	133	265	2284	71.4
	Opponents	881-1879	.469	175-479	.365	472-681	.693	395-825	1220	38.1	553	469	498	146	260	2409	75.3
2013-14	DePaul	782-1848	.423	195-580	.336	531-776	.684	406-713	1119	33.9	713	359	444	139	221	2290	69.4
	Opponents	848-1768	.480	210-561	.374	581-825	.704	335-795	1130	34.2	662	440	430	155	219	2487	75.4
2014-15	DePaul	757-1739	.435	248-705	.352	458-635	.721	292-677	969	30.3	679	395	428	122	212	2220	69.4
	Opponents	789-1715	.460	166-532	.312	610-835	.731	371-773	1144	35.8	564	381	406	101	233	2354	73.6
2015-16	DePaul	752-1691	.445	168-490	.343	420-618	.680	317-742	1059	34.2	686	366	458	95	150	2092	67.5
	Opponents	756-1711	.442	246-675	.364	567-766	.740	317-715	1032	33.3	607	466	379	98	206	2325	75.0
2016-17	DePaul	775-1804	.430	184-564	.326	472-642	.735	339-717	1056	33.0	634	365	451	92	213	2206	68.9
	Opponents	812-1743	.466	253-701	.361	511-700	.730	308-793	1101	34.4	619	492	443	106	204	2388	74.6
2017-18	DePaul	819-1914	.428	194-626	.310	398-562	.708	383-777	1160	37.4	553	465	430	94	200	2230	71.9
	Opponents	787-1788	.440	286-770	.371	429-578	.742	303-780	1083	34.9	558	463	447	93	219	2289	73.8
2018-19	DePaul	1009-2143	.471	241-703	.343	562-773	.727	406-940	1346	37.4	630	513	487	117	227	2821	78.36
	Opponents	963-2132	.452	344-922	.373	481-659	.730	323-837	1160	32.2	692	503	459	110	244	2751	76.42
2019-20	DePaul	832-1906	.437	181-579	.313	417-634	.658	371-820	1191	37.2	611	434	469	159	257	2262	70.69
	Opponents	66-1848	.415	260-773	.336	482-651	.740	348-831	1179	36.8	577	444	510	116	256	2274	71.06
2020-21	DePaul	481-1154	.417	103-327	.315	185-273	.678	229-490	719	37.8	374	217	300	74	130	1250	65.79
	Opponents	470-1127	.417	141-457	.309	286-398	.719	225-489	714	37.6	306	262	274	75	139	1367	71.95
2021-22	DePaul	816-1883	.433	204-644	.317	436-629	.693	367-827	1194	38.5	488	354	380	155	193	2272	73.29
	Opponents	819-1912	.428	227-674	.337	373-498	.749	330-791	1121	36.2	556	395	367	108	197	2238	72.19
2022-23	DePaul	838-1961	.427	273-742	.368	400-541	.739	305-765	1070	32.4	604	457	427	156	211	2349	71.18
	Opponents	903-1984	.455	241-689	.350	504-709	.711	396-877	1273	38.6	546	469	415	110	239	2551	77.30

# ★ SERIES RESULTS

**Air Force (3-1)**

H: 2-0 | A: 1-1 | N: 0-0

Date	Location	Result
3/7/60	H Chicago, Ill.*	W, 69-63
2/22/78	A Colorado Springs, Col.	W, 54-41
1/6/79	H Chicago, Ill.	W, 86-66
3/21/07	A Colorado Springs, Col.**	L, 51-52

**Alabama (2-0)**

H: 0-0 | A: 0-0 | N: 2-0

Date	Location	Result
12/30/65	N Jacksonville, Fla.^	W, 80-64
12/14/83	N Tokyo, Japan#	W, 77-76

^ - Gator Bowl Tournament

# - Sunport Ball

**Alabama A&M (1-0)**

H: 1-0 | A: 0-0 | N: 0-0

Date	Location	Result
12/11/17	H Chicago, Ill.	W, 83-59

**UAB (19-14)**

H: 11-4 | A: 6-9 | N: 2-1

Date	Location	Result
2/27/79	H Chicago, Ill.	W, 88-77
1/22/80	A Birmingham, Ala.	W, 57-54
2/7/81	H Rosemont, Ill.	W, 77-66
1/23/82	H Rosemont, Ill.	W, 79-68
1/29/83	A Birmingham, Ala.	W, 56-54
1/14/84	H Rosemont, Ill.	W, 98-63
1/5/85	A Birmingham, Ala.	L, 59-66
1/18/86	H Rosemont, Ill.	W, 70-61
2/14/87	A Birmingham, Ala.	W, 83-71
2/17/90	H Rosemont, Ill.	L, 68-74
1/7/92	A Birmingham, Ala.	L, 69-75
2/1/92	H Rosemont, Ill.	W, 92-81
1/20/93	A Birmingham, Ala.	W, 73-62
2/16/93	H Rosemont, Ill.	W, 55-48
3/11/93	N Memphis, Tenn.^	W, 66-64
1/26/94	A Birmingham, Ala.	L, 59-62
2/9/94	H Rosemont, Ill.	L, 73-78
2/1/95	A Birmingham, Ala.	W, 63-58
2/11/95	H Rosemont, Ill.	W, 88-78
2/7/96	H Rosemont, Ill.	L, 50-69
2/8/97	A Birmingham, Ala.	L, 56-71
2/2/98	A Birmingham, Ala.	W, 54-83
1/14/99	H Rosemont, Ill.	W, 87-80
3/4/99	A Birmingham, Ala.#	L, 73-79
1/29/00	A Birmingham, Ala.	L, 68-69
2/24/01	H Rosemont, Ill.	L, 61-68
2/26/03	A Birmingham, Ala.	L, 71-77
1/17/04	H Rosemont, Ill.	W, 75-64
3/12/04	N Cincinnati, Ohio#	W, 75-74
3/2/05	A Birmingham, Ala.	L, 80-81
3/10/05	N Memphis, Tenn.#	L, 56-59
12/6/05	H Rosemont, Ill.	W, 70-66
12/9/06	A Birmingham, Ala.	L, 57-58 (OT)

^ - Great Midwest Tournament (Memphis, Tenn.)

# - Conference USA Tournament (Various Sites)

**Alabama State (3-0)**

H: 2-0 | A: 1-0 | N: 0-0

Date	Location	Result
11/17/97	H Rosemont, Ill.	W, 58-34
11/22/98	A Montgomery, Ala.	W, 78-74
12/2/09	H Rosemont, Ill.	W, 58-50

**Alaska-Anchorage (1-0)**

H: 0-0 | A: 1-0 | N: 0-0

Date	Location	Result
11/25/00	A Anchorage, Alaska^	W, 93-76

^ - Great Alaska Shootout (Anchorage, Alaska)

**Albany (1-0)**

H: 1-0 | A: 0-0 | N: 0-0

Date	Location	Result
11/17/08	H Chicago, Ill.	W, 75-64

**Alcorn State (2-0)**

H: 2-0 | A: 0-0 | N: 0-0

Date	Location	Result
12/28/08	H Rosemont, Ill.	W, 90-67
11/5/19	H Chicago, Ill.	W, 72-54

**American (3-1)**

H: 3-1 | A: 0-0 | N: 0-0

Date	Location	Result
2/21/64	H Chicago, Ill.	W, 85-59
12/14/88	H Rosemont, Ill.	W, 102-85
12/11/91	H Chicago, Ill.	W, 106-80
12/16/09	H Rosemont, Ill.	L, 57-62

**American-Puerto Rico (1-0)**

H: 0-0 | A: 1-0 | N: 0-0

Date	Location	Result
11/25/99	A San Juan, Puerto Rico	W, 114-69

**American College of Physical Education (2-0)**

H: 2-0 | A: 0-0 | N: 0-0

Date	Location	Result
1923-24	H Chicago, Ill.	W, 92-72
1925-26	H Chicago, Ill.	W, 114-64

**Aquinas (2-0)**

H: 2-0 | A: 0-0 | N: 0-0

Date	Location	Result
12/8/62	H Chicago, Ill.	W, 92-72
2/17/67	H Chicago, Ill.	W, 114-64

**Arizona (3-0)**

H: 1-0 | A: 1-0 | N: 1-0

Date	Location	Result
1929-30	A Tucson, Ariz.	W, 29-16
1933-34	H Chicago, Ill.	W, 37-26
12/30/66	N Oklahoma City, Okla.^	W, 93-59

^ - Oklahoma City Tournament (OKC)

**Arizona State (3-2)**

H: 1-1 | A: 1-1 | N: 1-0

Date	Location	Result
12/6/75	A Tempe, Ariz.^	L, 67-74
11/27/82	H Rosemont, Ill.	W, 73-72 (OT)
11/27/11	N Orlando, Fla.#	W, 68-64
12/12/12	A Tempe, Ariz.	W, 78-61
12/6/13	H Rosemont, Ill.	L, 56-78

^ - Sun Devil Classic (Tempe, Ariz.)

# - Old Spice Classic (Orlando, Fla.)

**Arkansas (1-0)**

H: 0-0 | A: 0-0 | N: 1-0

Date	Location	Result
1/1/44	N Buffalo, N.Y.	W, 59-30

**Arkansas-Pine Bluff (1-0)**

H: 1-0 | A: 0-0 | N: 0-0

Date	Location	Result
12/17/11	H Rosemont, Ill.	W, 81-62

**Arkansas State (4-0)**

H: 4-0 | A: 0-0 | N: 0-0

Date	Location	Result
1938-39	H Chicago, Ill.	W, 61-32
1939-40	H Chicago, Ill.	W, 65-17
1940-41	H Chicago, Ill.	W, 50-30
12/17/45	H Chicago, Ill.	W, 82-26

**Army (2-0)**

H: 2-0 | A: 0-0 | N: 0-0

Date	Location	Result
2/5/60	H Chicago, Ill.	W, 74-69
12/20/76	H Chicago, Ill.	W, 77-66

**Athens AC (0-1)**

H: 0-0 | A: 1-0 | N: 0-0

Date	Location	Result
1929-30	A Athens, Greece	L, 20-21

**Auburn (1-0)**

H: 0-0 | A: 1-0 | N: 0-0

Date	Location	Result
11/30/12	A Auburn, Ala.	W, 80-76

**Augustana (2-0)**

H: 1-0 | A: 0-0 | N: 0-0

Date	Location	Result
1926-27		W, 27-20
12/2/67	H Chicago, Ill.	W, 111-79

**Austin Peay (1-0)**

H: 1-0 | A: 0-0 | N: 0-0

Date	Location	Result
11/17/12	H Rosemont, Ill.	W, 98-67

**Baldwin Wallace (9-0)**

H: 8-0 | A: 1-0 | N: 0-0

Date	Location	Result
12/29/48	A Berea, Ohio	W, 72-54
2/16/57	H Chicago, Ill.	W, 75-70
12/6/58	H Chicago, Ill.	W, 89-48
12/30/59	H Chicago, Ill.	W, 77-43
12/2/60	H Chicago, Ill.	W, 72-56
1/31/62	H Chicago, Ill.	W, 79-49
1/2/63	H Chicago, Ill.	W, 89-71
12/27/65	H Chicago, Ill.	W, 102-65
12/14/66	H Chicago, Ill.	W, 89-39

**Ball State (2-1)**

H: 1-1 | A: 1-0 | N: 0-0

Date	Location	Result
2/14/79	A Muncie, Ind.	W, 85-76
1/7/80	H Rosemont, Ill.	W, 96-79
12/11/10	H Rosemont, Ill.	L, 77-79 (OT)

**Baylor (2-0)**

H: 1-0 | A: 1-0 | N: 0-0

Date	Location	Result
12/21/91	A Waco, Texas	W, 82-67
1/27/93	H Rosemont, Ill.	W, 72-70

**Bellarmine (3-0)**

H: 3-0 | A: 0-0 | N: 0-0

Date	Location	Result
12/30/67	H Chicago, Ill.	W, 75-62
1/4/67	H Chicago, Ill.	W, 64-63
2/25/69	H Chicago, Ill.	W, 85-75

**Beloit (4-1)**

H: 3-1 | A: 0-0 | N: 0-0

Date	Location	Result
1932-33		W, 42-22
1934-35	H Chicago, Ill.	W, 35-9
1945-46	H Chicago, Ill.	L, 60-94
2/3/51	H Chicago, Ill.	L, 60-94
1/19/52	H Chicago, Ill.	W, 80-57

**Bethune-Cookman (1-0)**

H: 1-0 | A: 0-0 | N: 0-0

Date	Location	Result
11/7/18	H Chicago, Ill.	W, 80-58

**Biscayne College (1-0)**

H: 1-0 | A: 0-0 | N: 0-0

Date	Location	Result
1/2/84	H Chicago, Ill.	W, 78-50

**Boston College (2-2)**

H: 0-1 | A: 2-0 | N: 0-1

Date	Location	Result
1/14/50	A Chestnut Hill, Mass.	W, 88-55
3/14/82	N Dallas, Texas*	L, 75-82
12/22/18	H Chicago, Ill.	L, 62-65
11/23/19	A Chestnut Hill, Mass.	W, 72-67

**Bowling Green (10-8)**

H: 7-4 | A: 2-4 | N: 1-0

Date	Location	Result
3/26/45	N New York, N.Y.**	W, 71-54
12/12/45	H Chicago, Ill.	W, 59-54
2/1/47	H Chicago, Ill.	L, 47-59
3/4/50	H Chicago, Ill.	L, 55-73
2/24/51	H Chicago, Ill.	L, 78-80
12/15/56	H Chicago, Ill.	L, 81-87
12/10/57	A Bowling Green, Ohio	L, 69-82
12/13/58	H Chicago, Ill.	W, 73-70
12/10/59	A Bowling Green, Ohio	W, 74-68
12/14/60	H Chicago, Ill.	W, 62-60
2/21/62	A Bowling Green, Ohio	L, 51-83
1/28/63	H Chicago, Ill.	W, 55-53
3/5/64	A Bowling Green, Ohio	L, 80-89
1/23/65	H Chicago, Ill.	W, 94-64
2/12/66	A Bowling Green, Ohio	W, 77-62
1/17/67	H Chicago, Ill.	W, 73-72
3/2/68	A Bowling Green, Ohio	L, 61-89
11/20/04	H Rosemont, Ill.	W, 69-59

**Bradley (25-13)**

H: 16-5 | A: 9-8 | N: 0-0

Date	Location	Result
1939-40	H Chicago, Ill.	L, 33-34
1939-40	A Peoria, Ill.	W, 41-39
1940-41	H Chicago, Ill.	L, 45-48
1941-42	H Chicago, Ill.	W, 50-37
1941-42	A Peoria, Ill.	L, 36-52
1942-43	H Chicago, Ill.	W, 68-38
1942-43	A Peoria, Ill.	W, 61-42
3/7/46	A Peoria, Ill.	W, 67-46
2/15/47	H Chicago, Ill.	W, 66-50
2/21/48	H Chicago, Ill.	W, 67-48
12/27/49	A Peoria, Ill.	L, 65-68
2/10/50	H Chicago, Ill.	L, 56-67
12/9/51	H Chicago, Ill.	L, 63-72
1/10/53	A Peoria, Ill.	L, 76-91
2/21/53	H Chicago, Ill.	W, 75-69
2/9/54	A Peoria, Ill.	L, 69-80
2/27/54	H Chicago, Ill.	W, 80-76 (OT)
1/19/55	A Peoria, Ill.	W, 65-62
2/12/55	H Chicago, Ill.	W, 82-70
1/14/56	H Chicago, Ill.	W, 91-76

12/27/76	A Peoria, Ill.	W, 86-80
1/24/77	H Chicago, Ill.	W, 93-73
2/5/77	H Chicago, Ill.	W, 89-85
1/14/78	A Peoria, Ill.	W, 80-66
12/23/78	A Peoria, Ill.	W, 51-50
12/29/79	H Chicago, Ill.	W, 68-61
2/10/88	H Rosemont, Ill.	W, 68-61
2/10/88	H Rosemont, Ill.	W, 86-80
1/24/89	A Peoria, Ill.	W, 85-82
2/28/90	H Rosemont, Ill.	W, 59-48
2/9/91	A Peoria, Ill.	W, 80-59
2/12/92	H Rosemont, Ill.	W, 68-50
3/2/93	A Peoria, Ill.	L, 53-59
12/7/93	H Rosemont, Ill.	W, 81-64
12/6/94	A Peoria, Ill.	L, 68-80
12/7/03	H Rosemont, Ill.	W, 77-74
12/4/04	A Peoria, Ill.	L, 53-63
11/19/05	H Rosemont, Ill.	L, 60-65
11/11/06	A Peoria, Ill.	L, 58-68

**Brandeis (1-0)**

H: 1-0 | A: 0-0 | N: 0-0

Date	Location	Result
2/4/56	H Chicago, Ill.	W, 99-71

**BYU (1-0)**

H: 0-0 | A: 0-0 | N: 1-0

Date	Location	Result
12/29/64	N Oklahoma City, Okla.^	W, 84-75

^ - Oklahoma City Tournament (OKC)

**Brown (1-0)**

H: 0-0 | A: 0-0 | N: 1-0

Date	Location	Result
12/28/73	N Springfield, Mass.^	W, 75-69

^ - Hall of Fame Tournament (Springfield, Mass.)

**Bucknell (0-1)**

H: 0-1 | A: 0-0 | N: 0-0

Date	Location	Result
12/3/05	H Rosemont, Ill.	L, 52-57

**Buffalo (0-1)**

H: 0-1 | A: 0-0 | N: 0-0

Date	Location	Result
12/8/19	H Chicago, Ill.	L, 69-74

**Butler (7-19)**

H: 4-10 | A: 3-9 | N: 0-0

Date	Location	Result
1938-39	H Chicago, Ill.	L, 29-39
1940-41	H Chicago, Ill.	W, 53-32
11/26/77	H Chicago, Ill.	W, 93-65
12/9/78	A Indianapolis, Ind.	W, 81-62
2/16/80	H Rosemont, Ill.	W, 103-79
2/23/81	A Indianapolis, Ind.	W, 89-64
1/9/14	A Indianapolis, Ind.	W, 99-94 (2OT)
3/6/14	H Rosemont, Ill.	L, 46-79
2/7/15	A Indianapolis, Ind.	L, 73-83
2/28/15	H Rosemont, Ill.	L, 53-67
1/5/16	H Rosemont, Ill.	L, 72-77
1/27/16	A Indianapolis, Ind.	L, 53-67
1/21/17	H Rosemont, Ill.	L, 69-70 (OT)
2/19/17	A Indianapolis, Ind.	L, 66-82
1/20/18	H Chicago, Ill.	L, 67-79
2/3/18	A Indianapolis, Ind.	L, 57-80
1/16/19	H Chicago, Ill.	L, 69-87
2/16/19	A Indianapolis, Ind.	L, 78-91
1/18/20	H Chicago, Ill.	W, 79-66
2/29/20	A Indianapolis, Ind.	L, 42-60
1/19/21	H Chicago, Ill.	L, 53-67
2/6/21	A Indianapolis, Ind.	L, 58-68
12/29/21	A Indianapolis, Ind.	L, 59-63

2/15/22	H Chicago, Ill.	L, 71-73
1/4/23	A Indianapolis, Ind.	L, 70-78
2/22/23	H Chicago, Ill.	L, 58-59

**California (3-3)**

H: 2-1 | A: 0-1 | N: 1-1

Date	Location	Result
2/4/96	N San Jose, Calif.	L, 59-62
11/28/98	H Rosemont, Ill.	W, 75-72
3/16/99	H Rosemont, Ill.**	L, 57-58
12/21/05	N Oakland, Calif.^	W, 68-65
12/23/06	H Rosemont, Ill.	W, 90-62
12/3/08	A Berkley, Calif.	L, 67-77

^ - Pete Newell Challenge (Oakland, Calif.)

**UC Davis (1-0)**

H: 1-0 | A: 0-0 | N: 0-0

Date	Location	Result
12/7/63	H Chicago, Ill.	W, 98-59

**UC Irvine (1-0)**

H: 1-0 | A: 0-0 | N: 0-0

Date	Location	Result
12/20/06	H Rosemont, Ill.	W, 65-53

**UCLA (6-12)**

H: 3-3 | A: 2-7 | N: 1-2

Date	Location	Result
1940-41	H Chicago, Ill.	W, 30-23
11/30/74	A Los Angeles, Calif.	L, 64-79
11/27/76	A Los Angeles, Calif.	L, 69-76
11/25/78	A Los Angeles, Calif.	L, 85-108
3/17/79	N Provo, Utah*	W, 95-91
12/15/79	A Los Angeles, Calif.	W, 99-94
3/9/80	N Tempe, Ariz.*	L, 71-77
12/27/80	H Rosemont, Ill.	W, 93-77
12/19/81	A Los Angeles, Calif.	L, 75-87
12/2/82	H Rosemont, Ill.	L, 70-73 (OT)
1/28/84	A Los Angeles, Calif.	W, 84-68
12/1/84	H Rosemont, Ill.	W, 80-61
3/1/86	A Los Angeles, Calif.	L, 63-65
2/3/90	A Los Angeles, Calif.	L, 77-87
12/15/90	H Rosemont, Ill.	L, 90-92
12/18/99	A Los Angeles, Calif.	L, 58-76
2/10/01	H Rosemont, Ill.	L, 88-94
12/13/08	N Anaheim, Calif.^	L, 54-72

^ - Wooden Classic (Anaheim, Calif.)

**UC Riverside (1-0)**

H: 1-0 | A: 0-0 | N: 0-0

Date	Location	Result
11/9/12	H Chicago, Ill.	W, 91-59

**UC Santa Barbara (2-0)**

H: 1-0 | A: 1-0 | N: 0-0

Date	Location	Result
1/23/94	A Santa Barbara, Calif.	W, 80-62
11/27/95	H Rosemont, Ill.	W, 91-71

**California State (1-0)**

H: 1-0 | A: 0-0 | N: 0-0

Date	Location	Result
12/17/73	H Long Beach, Calif.	W, 94-63

**Cal Poly (1-0)**

H: 1-0 | A: 0-0 | N: 0-0

Date	Location	Result
12/21/11	H Rosemont, Ill.	W, 63-58

**Cal State Northridge (0-1)**

H: 0-0 | A: 0-0 | N: 0-1

Date	Location	Result
11/26/10	N Anaheim, Calif.	L, 66-88

**California Western (1-0)**

H: 1-0 | A: 0-0 | N: 0-0

Date	Location	Result
12/14/68	H Chicago, Ill.	W, 100-65

**Camp Grant (0-2)**

H: 0-1 | A: 0-1 | N: 0-0

Date	Location	Result
1942-43	H Chicago, Ill.	L, 48-52
1942-43	A Rockford, Ill.	L, 43-48

**Canisius (3-0)**

H: 1-0 | A: 2-0 | N: 0-0

Date	Location	Result
2/18/58	H Chicago, Ill.	W, 69-63
2/28/59	A Buffalo, N.Y.	W, 73-67
12/26/63	A Buffalo, N.Y.^	W, 102-79

^ - Queen City Tournament (Buffalo, N.Y.)

**Carleton (0-1)**

H: 0-1 | A: 0-0 | N: 0-0

Date	Location	Result
1931-32	H Chicago, Ill.	L, 23-27

**Catholic University (1-0)**

H: 1-0 | A: 0-0 | N: 0-0

Date	Location	Result
1931-32	A Washington D.C.	W, 31-22

**Centenary (7-0)**

H: 6-0 | A: 1-0 | N: 0-0

Date	Location	Result
1930-31	H Chicago, Ill.	W, 33-15
1931-32	H Chicago, Ill.	W, 33-17
1937-38	H Chicago, Ill.	W, 53-26
1939-40	H Chicago, Ill.	W, 46-14
12/27/48	H Chicago, Ill.	W, 96-77
12/23/77	A Shreveport, La.	W, 96-77
2/10/79	H Chicago, Ill.	W, 82-66

**Central Connecticut (1-0)**

H: 1-0 | A: 0-0 | N: 0-0

Date	Location	Result
12/6/17	H Chicago, Ill.	W, 85-57

**UCF (1-0)**

H: 0-0 | A: 1-0 | N: 0-0

Date	Location	Result
12/30/90	A Orlando, Fla.	W, 81-78 (OT)

**Central Michigan (5-0)**

H: 5-0 | A: 0-0 | N: 0-0

Date	Location	Result
11/30/02	H Rosemont, Ill.	W, 92-56
12/5/10	H Rosemont, Ill.	W, 71-62
3/20/19	H Chicago, Ill.	W, 100-86
11/26/19	H Chicago, Ill.***	W, 88-75
11/13/21	H Chicago, Ill.	W, 99-66

\*\*\* - College Basketball Invitational (Chicago, Ill.)

**Central Missouri (1-0)**

H: 1-0 | A: 0-0 | N: 0-0

Date	Location	Result
12/4/67	H Chicago, Ill.	W, 89-72

**Central Normal (1-0)**

H: 1-0 | A: 0-0 | N: 0-0

Date	Location	Result
1935-36	H Chicago, Ill.	W, 41-36

**Chaminade (3-0)**

H: 0-0 | A: 3-0 | N: 0-0

Date	Location	Result
11/27/88	A Lahaina, Hawaii^	W, 89-68
11/25/97	A Lahaina, Hawaii^	W, 57-55
11/21/06	A Lahaina, Hawaii^	W, 93-74

^ - Maui Classic (Lahaina, Hawaii\_

**Charlotte (6-15)**

H: 3-6 | A: 1-9 | N: 2-0

Date	Location	Result
3/4/72	H Chicago, Ill.	W, 94-83
2/14/73	A Charlotte, N.C.	L, 70-74
12/6/91	A Charlotte, N.C.	L, 63-68
2/29/96	A Charlotte, N.C.	L, 69-81
3/6/96	N Memphis, Tenn.#	W, 66-60
2/4/97	H Rosemont, Ill.	L, 54-58
1/3/98	A Charlotte, N.C.	L, 55-81
1/29/98	H Rosemont, Ill.	L, 73-86
2/3/99	H Rosemont, Ill.	L, 61-66
2/27/99	A Charlotte, N.C.	L, 67-78
1/8/00	H Rosemont, Ill.	W, 77-75
2/6/00	A Charlotte, N.C.	W, 80-66
3/10/00	N Memphis, Tenn.#	W, 56-49
1/17/01	H Rosemont, Ill.	L, 62-73
2/28/01	A Charlotte, N.C.	L, 66-90
1/29/02	H Rosemont, Ill.	L, 79-83
2/16/02	A Charlotte, N.C.	L, 57-81
2/8/03	H Rosemont, Ill.	W, 72-64
3/1/03	A Charlotte, N.C.	L, 50-58
1/6/04	H Rosemont, Ill.	L, 70-75
2/16/05	A Charlotte, N.C.	L, 62-66

^ - Diet Pepsi Tournament of Champions (Charlotte, N.C.)

# - Conference USA Tournament (Memphis, Tenn.)

**Chicago (9-1)**

H: 3-0 | A: 6-1 | N: 0-0

Date	Location	Result
1935-36	A Chicago, Ill.	W, 45-25
1936-37	A Chicago, Ill.	W, 35-23
1937-38	A Chicago, Ill.	W, 28-20
1938-39	A Chicago, Ill.	L, 48-51 (2OT)
1939-40	H Chicago, Ill.	W, 32-22
1940-41	A Chicago, Ill.	W, 37-32
1941-42	A Chicago, Ill.	W, 43-35
1942-43	A Chicago, Ill.	W, 67-20
1943-44	H Chicago, Ill.	W, 78-26
11/6/19	H Chicago, Ill.	W, 84-55

**Chicago Athletic Association (0-2)**

H: 0-1 | A: 6-1 | N: 0-0

Date	Location	Result
1926-27		L, 23-27
1927-28	H Chicago, Ill.	L, 19-22

**Chicago Chiropractic (1-0)**

H: 1-0 | A: 0-0 | N: 0-0

Date	Location	Result
1923-24	H Chicago, Ill.	W, 27-2

**Chicago State (16-0)**

H: 16-0 | A: 0-0 | N: 0-0

Date	Location	Result
12/1/92	H Chicago, Ill.	W, 103-68
11/27/93	H Chicago, Ill.	W, 110-84
12/1/98	H Rosemont, Ill.	W, 80-38
12/1/99	H Rosemont, Ill.	W, 104-57
12/9/00	H Rosemont, Ill.	W, 78-69
12/18/01	H Rosemont, Ill.	W, 79-63
1/3/04	H Rosemont, Ill.	W, 81-74
12/6/06	H Rosemont, Ill.	W, 83-56
11/14/10	H Chicago, Ill.	W, 114-81
12/10/11	H Rosemont, Ill.	W, 102-95

12/5/12	A Chicago, Ill.	W, 76-64
12/15/13	H Rosemont, Ill.	W, 77-70 (OT)
12/4/14	A Chicago, Ill.	W, 84-60
12/5/15	H Rosemont, Ill.	W, 96-72
12/17/16	H Rosemont, Ill.^	W, 109-61
12/12/18	H Chicago, Ill.	W, 104-70

^ - Continental Tire Las Vegas Classic (Rosemont, Ill.)

**Chicago Teachers (9-0)**

H: 9-0 | A: 0-0 | N: 0-0

Date	Location	Result
1939-40	H Chicago, Ill.	W, 44-25
1940-41	H Chicago, Ill.	W, 40-31
1941-42	H Chicago, Ill.	W, 35-20
1942-43	H Chicago, Ill.	W, 42-16
1943-44	H Chicago, Ill.	W, 85-23
11/25/46	H Chicago, Ill.	W, 71-40
11/24/47	H Chicago, Ill.	W, 46-30
12/3/48	H Chicago, Ill.	W, 70-28
12/6/51	H Chicago, Ill.	W, 87-58

**Chico State (1-0)**

H: 1-0 | A: 0-0 | N: 0-0

Date	Location	Result
12/3/84	H Chicago, Ill.	W, 77-37

**Christian Brothers (6-0)**

H: 6-0 | A: 0-0 | N: 0-0

Date	Location	Result
12/1/58	H Chicago, Ill.	W, 63-57
1/31/61	H Chicago, Ill.	W, 92-71
1/9/62	H Chicago, Ill.	W, 78-56
2/23/63	H Chicago, Ill.	W, 80-59
12/3/64	H Chicago, Ill.	W, 80-59
12/11/65	H Chicago, Ill.	W, 114-75

**Cicero Merchants (1-0)**

H: 1-0 | A: 0-0 | N: 0-0

Date	Location	Result
11/23/45	H Chicago, Ill.	W, 65-40

**Cincinnati (15-35)**

H: 10-12 | A: 4-20 | N: 1-3

Date	Location	Result
2/7/50	H Rosemont, Ill.	W, 67-59 (2OT)
1/4/51	A Cincinnati, Ohio	W, 53-52
2/2/52	H Rosemont, Ill.	W, 62-48
1/20/53	A Cincinnati, Ohio	W, 68-67
3/11/60	N Lawrence, Kan.*	L, 59-99
3/1/75	A Cincinnati, Ohio	L, 88-96
2/21/76	H Rosemont, Ill.	W, 70-60
3/20/90	H Chicago, Ill.**	W, 61-59
1/15/92	H Rosemont, Ill.	W, 75-66
2/20/92	A Cincinnati, Ohio	W, 71-69
1/16/93	H Rosemont, Ill.	L, 64-70
1/30/93	A Cincinnati, Ohio	L, 54-80
3/12/93	N Memphis, Tenn.^	L, 69-78
1/29/94	A Cincinnati, Ohio	L, 43-66
3/2/94	H Rosemont, Ill.	L, 65-81
3/10/94	A Cincinnati, Ohio^	L, 86-95
1/6/95	H Rosemont, Ill.	L, 64-67
1/21/95	A Cincinnati, Ohio	L, 82-92
3/9/95	N Milwaukee, Wis.^	L, 95-96 (OT)
1/25/96	A Cincinnati, Ohio	L, 61-71
2/17/96	H Rosemont, Ill.	L, 60-87
2/1/97	A Cincinnati, Ohio	L, 53-90
2/22/97	H Chicago, Ill.	L, 54-83
2/5/98	H Rosemont, Ill.	L, 73-109
2/21/98	A Cincinnati, Ohio	L, 38-75
1/6/99	A Cincinnati, Ohio	L, 64-87
2/6/99	H Rosemont, Ill.	W, 61-60 (OT)
2/13/00	A Cincinnati, Ohio	L, 64-87

3/2/00	H	Rosemont, Ill.	L, 62-64
2/3/01	A	Cincinnati, Ohio	L, 70-91
3/3/01	H	Chicago, Ill.	L, 62-75
1/16/02	A	Cincinnati, Ohio	L, 72-89
2/19/02	H	Chicago, Ill.	L, 62-79
1/8/03	A	Cincinnati, Ohio	L, 56-64
1/29/03	H	Rosemont, Ill.	W, 56-52
1/10/04	A	Cincinnati, Ohio	L, 65-90
3/4/04	H	Rosemont, Ill.	W, 68-65
3/13/04	A	Cincinnati, Ohio#	L, 50-55
1/6/05	A	Cincinnati, Ohio	L, 54-83
2/12/05	H	Rosemont, Ill.	W, 85-66
1/4/06	A	Cincinnati, Ohio	L, 60-82
2/24/07	H	Rosemont, Ill.	W, 58-45
3/6/08	A	Cincinnati, Ohio	W, 60-54
1/17/09	H	Rosemont, Ill.	L, 55-59
3/10/09	N	New York, N.Y.!	W, 67-57
2/24/10	A	Cincinnati, Ohio	L, 69-74
12/28/10	A	Cincinnati, Ohio	L, 60-76
2/8/11	H	Rosemont, Ill.	L, 68-71
2/4/12	A	Cincinnati, Ohio	L, 66-74
1/15/13	H	Rosemont, Ill.	L, 70-75

^ - Great Midwest Tournament  
# - Conference USA Tournament  
! - BIG EAST Championship

**Clemson (0-1)**

H: 0-0 | A: 0-0 | N: 0-1

Date	Location	Result
12/21/07	N San Juan, P.R.	L, 74-90

**Cleveland State (2-1)**

H: 1-1 | A: 1-0 | N: 0-0

Date	Location	Result
1/15/86	H Rosemont, Ill.	L, 75-90
11/28/18	H Chicago, Ill.	W, 83-73
12/18/19	A Cleveland, Ohio	W, 73-65

**Coastal Carolina (1-0)**

H: 1-0 | A: 0-0 | N: 0-0

Date	Location	Result
3/27/19	H Chicago, Ill.^	W, 92-87

^ - College Basketball Invitational (Chicago, Ill.)

**Colorado (0-2)**

H: 0-0 | A: 0-0 | N: 0-2

Date	Location	Result
3/13/40	N New York, N.Y.**	L, 37-52
12/22/14	N Honolulu, Hawaii^	L, 68-82

^ - Diamond Head Classic (Honolulu, Hawaii)

**Colorado College (1-0)**

H: 0-0 | A: 1-0 | N: 0-0

Date	Location	Result
1929-30	A Colorado Springs, Co.	W, 34-22

**Columbia (1-0)**

H: 1-0 | A: 0-0 | N: 0-0

Date	Location	Result
11/17/09	H Rosemont, Ill.	W, 59-53

**Concordia (7-1)**

H: 5-0 | A: 2-1 | N: 0-0

Date	Location	Result
1924-25	A Chicago, Ill.	L, 29-35
1925-26	A Chicago, Ill.	W, 24-22
1939-40	H Chicago, Ill.	W, 49-22
1940-41	H Chicago, Ill.	W, 56-32
1941-42	H Chicago, Ill.	W, 55-24
1943-44	H Chicago, Ill.	W, 80-31
1943-44	A Chicago, Ill.	W, 88-23
1943-44	H Chicago, Ill.	W, 80-44

**Concordia-St. Louis (0-1)**

H: 0-0 | A: 0-1 | N: 0-0

Date	Location	Result
1927-28	A St. Louis, Mo.	L, 26-40

**UConn (1-17)**

H: 1-6 | A: 0-7 | N: 0-4

Date	Location	Result
3/20/04	N Buffalo, N.Y.*	L, 55-72
1/31/07	H Rosemont, Ill.	W, 66-58
2/19/08	A Hartford, Conn.	L, 60-65
1/28/09	H Rosemont, Ill.	L, 49-71
2/6/10	A Storrs, Conn.	L, 57-64
1/15/11	H Rosemont, Ill.	L, 62-82
3/8/11	N New York, N.Y.^	L, 71-97
2/15/12	A Storrs, Conn.	L, 54-80
3/6/12	N New York, N.Y.^	L, 67-81
1/8/13	A Storrs, Conn.	L, 78-99
2/23/13	H Rosemont, Ill.	L, 69-81
12/30/20	A Storrs, Conn.	L, 61-82
1/11/21	H Chicago, Ill.	L, 53-60
3/11/21	N New York, N.Y.^	L, 60-94
1/29/22	H Chicago, Ill.	L, 50-57
3/5/22	A Storrs, Conn.	L, 68-75
1/31/23	H Chicago, Ill.	L, 76-90
3/1/23	A Hartford, Conn.	L, 59-88

^ - BIG EAST Tournament (New York, N.Y.)

**Coppin State (1-0)**

H: 1-0 | A: 0-0 | N: 0-0

Date	Location	Result
11/10/21	H Chicago, Ill.	W, 97-72

**Cornell (1-0)**

H: 1-0 | A: 0-0 | N: 0-0

Date	Location	Result
11/16/19	H Chicago, Ill.	W, 75-54

**Cornell College (Iowa) (1-0)**

H: 1-0 | A: 0-0 | N: 0-0

Date	Location	Result
1930-31	H Chicago, Ill.	W, 36-15

**Creighton (16-28)**

H: 0-0 | A: 0-0 | N: 0-0

Date	Location	Result
12/21/37	H Chicago, Ill.	L, 37-44
2/18/39	A Omaha, Neb.	W, 39-31
2/14/41	H Chicago, Ill.	L, 48-60
12/14/57	A Omaha, Neb.	L, 55-67
1/7/58	H Chicago, Ill.	W, 62-56
2/27/60	H Chicago, Ill.	W, 82-65
1/31/77	H Chicago, Ill.	L, 75-84
2/1/78	A Omaha, Neb.	W, 85-82 (30T)
3/12/78	N Wichita, Kan.*	W, 80-78
12/30/78	H Chicago, Ill.	W, 88-70
1/28/80	A Omaha, Neb.	W, 84-73
2/9/81	H Rosemont, Ill.	W, 83-57
1/11/82	A Omaha, Neb.	W, 76-67
12/27/82	H Rosemont, Ill.	W, 68-66
12/31/83	A Omaha, Neb.	W, 59-57 (0T)
12/27/84	H Rosemont, Ill.	W, 87-58
2/17/86	A Omaha, Neb.	L, 61-74
12/17/86	H Rosemont, Ill.	W, 74-64
3/16/90	H Chicago, Ill.**	W, 89-72
11/30/05	H Rosemont, Ill.	W, 72-57
11/9/07	A Omaha, Neb.	L, 62-74
12/23/08	N Las Vegas, Nev.^	L, 75-83
1/7/14	H Rosemont, Ill.	L, 62-81
2/7/14	A Omaha, Neb.	L, 66-78
3/13/14	N New York, N.Y.#	L, 62-84
1/7/15	A Omaha, Neb.	W, 70-60

2/24/15	H	Rosemont, Ill.	L, 62-75
3/11/15	N	New York, N.Y.#	L, 63-78
1/17/16	H	Rosemont, Ill.	L, 80-91
2/6/16	A	Omaha, Neb.	L, 66-88
1/28/17	A	Omaha, Neb.	L, 66-83
2/11/17	H	Rosemont, Ill.	L, 58-93
2/7/18	H	Chicago, Ill.	L, 75-76
2/27/18	A	Omaha, Neb.	L, 57-82
2/20/19	H	Chicago, Ill.	L, 67-79
3/9/19	A	Omaha, Neb.	L, 78-91
1/22/20	H	Chicago, Ill.	L, 68-83
2/15/20	A	Omaha, Neb.	L, 64-93
1/30/21	H	Chicago, Ill.	L, 62-69
2/24/21	A	Omaha, Neb.	L, 53-77
1/22/21	A	Omaha, Neb.	L, 47-60
2/17/21	H	Chicago, Ill.	L, 59-71
12/25/22	A	Omaha, Neb.	L, 65-80
3/4/23	H	Chicago, Ill.	L, 70-84

^ - Las Vegas Classic (Las Vegas, Nev.)  
# - BIG EAST Tournament

**Dartmouth (1-0)**

H: 0-0 | A: 0-0 | N: 1-0

Date	Location	Result
3/24/43	N New York, N.Y.	W, 46-35

**Davidson (1-0)**

H: 1-0 | A: 0-0 | N: 0-0

Date	Location	Result
11/26/82	H Rosemont, Ill.	W, 79-39

**Dayton (34-35)**

H: 17-16 | A: 15-18 | N: 1-1

Date	Location	Result
1920-21		W, 33-20
1928-29	H Chicago, Ill.	L, 18-22
12/8/56	H Chicago, Ill.	W, 67-59
1/30/57	A Dayton, Ohio	L, 58-75
1/4/58	H Chicago, Ill.	L, 60-69
2/12/58	A Dayton, Ohio	L, 53-62
1/10/59	H Chicago, Ill.	L, 60-62
2/11/59	A Dayton, Ohio	L, 69-88
2/17/60	A Dayton, Ohio	W, 70-66
3/5/60	H Chicago, Ill.	L, 66-67
1/7/61	A Dayton, Ohio	W, 75-64
3/4/61	H Chicago, Ill.	W, 84-83
1/27/62	H Chicago, Ill.	L, 88-90 (20T)
3/10/62	A Dayton, Ohio	L, 61-77
1/19/63	A Dayton, Ohio	L, 56-57
3/9/63	H Chicago, Ill.	W, 68-66
1/18/64	H Chicago, Ill.	W, 89-83
3/7/64	A Dayton, Ohio	W, 79-73
1/16/65	A Dayton, Ohio	W, 63-59
3/6/65	H Chicago, Ill.	L, 64-71
3/13/65	N Lexington, Ky.*	L, 69-75
1/8/66	H Chicago, Ill.	L, 70-81
2/26/66	A Dayton, Ohio	L, 73-76
1/21/67	A Dayton, Ohio	L, 65-81
3/4/67	H Chicago, Ill.	W, 84-79
1/20/68	A Dayton, Ohio	W, 70-65
2/17/68	H Chicago, Ill.	L, 58-70
1/18/69	H Chicago, Ill.	L, 83-86
3/1/69	A Dayton, Ohio	L, 57-63
1/17/70	A Dayton, Ohio	L, 75-79
2/21/70	H Chicago, Ill.	L, 63-74
1/16/71	H Chicago, Ill.	L, 71-76
2/20/71	A Dayton, Ohio	L, 60-92
1/15/72	A Dayton, Ohio	W, 75-72
1/27/73	H Chicago, Ill.	L, 74-82
1/26/74	A Dayton, Ohio	L, 71-85
1/25/75	H Chicago, Ill.	W, 86-80
1/31/76	H Chicago, Ill.	W, 84-72
1/22/77	A Dayton, Ohio	W, 74-67



1/21/78	H	Chicago, Ill.	W, 74-70	12/27/75	A	Detroit, Mich.^	L, 67-74	2/11/70	H	Chicago, Ill.	L, 76-100		
1/20/79	A	Dayton, Ohio	L, 64-68	2/4/81	H	Rosemont, Ill.	W, 69-58	1/28/71	A	Philadelphia, Pa.	L, 74-90		
2/9/80	H	Rosemont, Ill.	W, 65-63	2/17/82	A	Detroit, Mich.	W, 74-70	2/23/72	H	Chicago, Ill.	L, 65-70		
3/4/81	A	Dayton, Ohio	W, 84-64	2/2/83	H	Rosemont, Ill.	W, 78-53	1/30/73	A	Philadelphia, Pa.	L, 71-85		
1/9/82	H	Rosemont, Ill.	W, 71-69	3/4/84	A	Detroit, Mich.	W, 66-47	2/27/74	H	Chicago, Ill.	W, 94-85		
1/21/83	H	Rosemont, Ill.	W, 56-52	1/23/90	A	Detroit, Mich.	W, 87-82	2/16/75	A	Philadelphia, Pa.	L, 64-66		
3/12/83	A	Dayton, Ohio	L, 71-80	2/5/91	H	Rosemont, Ill.	W, 81-74	2/3/76	H	Chicago, Ill.	W, 89-75		
2/18/84	A	Dayton, Ohio	L, 71-72	1/13/92	A	Detroit, Mich.	W, 92-81	2/3/77	A	Philadelphia, Pa.	L, 72-84		
2/22/84	H	Rosemont, Ill.	W, 79-59	2/9/93	H	Rosemont, Ill.	W, 90-79	2/7/78	H	Chicago, Ill.	W, 83-58		
1/26/85	A	Dayton, Ohio	L, 64-65	2/12/94	A	Detroit, Mich.	L, 80-96	1/31/89	H	Rosemont, Ill.	W, 85-63		
2/6/85	H	Rosemont, Ill.	L, 63-67	2/27/95	H	Rosemont, Ill.	W, 78-47	1/9/90	A	Philadelphia, Pa.	W, 68-55		
1/4/86	H	Rosemont, Ill.	W, 66-52	12/29/07	A	Detroit, Mich.	W, 70-64	1/26/91	H	Rosemont, Ill.	W, 75-62		
2/1/86	A	Dayton, Ohio	L, 64-77	11/26/08	H	Rosemont, Ill.	W, 71-62	12/7/21	H	Chicago, Ill.	W, 87-67		
1/3/87	A	Dayton, Ohio	W, 80-64	11/28/09	H	Rosemont, Ill.	W, 68-66 [OT]	12/14/22	A	Philadelphia, Pa.	L, 55-66		
2/7/87	H	Rosemont, Ill.	W, 88-65	^ - Motor City Classic (Detroit, Mich.)						^ - DePaul Invitational (Chicago, Ill.)			
1/14/88	H	Rosemont, Ill.	L, 72-79										
3/1/88	A	Dayton, Ohio	W, 92-77	<b>Detroit City College (2-0)</b>					<b>East Carolina (6-0)</b>				
2/7/89	A	Dayton, Ohio	W, 78-50	H: 0-0   A: 2-0   N: 0-0					H: 3-0   A: 3-0   N: 0-0				
12/20/89	H	Rosemont, Ill.	L, 73-84	<u>Date</u>	<u>Location</u>	<u>Result</u>	<u>Date</u>	<u>Location</u>	<u>Result</u>				
1/3/91	A	Dayton, Ohio	W, 81-73	1931-32	A	Detroit, Mich.	W, 33-32	1/23/02	A	Greenville, N.C.	W, 80-58		
1/3/94	A	Dayton, Ohio	W, 98-86	1932-33	A	Detroit, Mich.	W, 39-27	2/9/02	H	Rosemont, Ill.	W, 62-51		
2/17/94	H	Rosemont, Ill.	W, 100-77	<b>Doane (1-0)</b>									
2/5/95	A	Dayton, Ohio	W, 85-71	H: 1-0   A: 0-0   N: 0-0									
3/4/95	H	Rosemont, Ill.	W, 103-68	<u>Date</u>	<u>Location</u>	<u>Result</u>							
12/30/96	A	Dayton, Ohio	L, 49-71	11/30/68	H	Chicago, Ill.	W, 95-62	1/19/03	H	Rosemont, Ill.	W, 55-42		
3/18/04	N	Buffalo, N.Y.*	W, 76-69 [20T]					2/18/03	A	Greenville, N.C.	W, 77-63		
12/1/04	H	Rosemont, Ill.	W, 70-59	<b>Drake (7-2)</b>									
12/10/05	A	Dayton, Ohio	W, 61-54	H: 5-0   A: 2-2   N: 0-0					<b>East Tennessee State (1-0)</b>				
				<u>Date</u>	<u>Location</u>	<u>Result</u>			H: 1-0   A: 0-0   N: 0-0				
				12/28/35	A	Des Moines, Iowa	W, 30-28	<u>Date</u>	<u>Location</u>	<u>Result</u>			
				2/2/71	A	Des Moines, Iowa	L, 80-93	12/13/69	H	Chicago, Ill.	W, 84-77		
				3/6/72	H	Chicago, Ill.	W, 94-76	<b>Eastern Illinois (8-0)</b>					
				12/9/72	A	Des Moines, Iowa	L, 75-86	H: 7-0   A: 1-0   N: 0-0					
				12/9/75	H	Chicago, Ill.	W, 83-72	<u>Date</u>	<u>Location</u>	<u>Result</u>			
				1/23/91	H	Rosemont, Ill.	W, 92-71	1/26/72	H	Chicago, Ill.	W, 75-68		
				11/18/14	H	Rosemont, Ill.	W, 80-62	1/2/73	H	Chicago, Ill.	W, 76-58		
				12/9/15	A	Des Moines, Iowa	W, 74-71	1/11/89	H	Rosemont, Ill.	W, 89-75		
				11/30/16	H	Rosemont, Ill.	W, 77-75	11/26/94	H	Rosemont, Ill.	W, 96-73		
				<b>Dubuque (1-0)</b>					12/6/95	A	Charleston, Ill.	W, 77-50	
				H: 1-0   A: 0-0   N: 0-0					11/23/96	H	Chicago, Ill.	W, 84-58	
				<u>Date</u>	<u>Location</u>	<u>Result</u>			11/23/04	H	Rosemont, Ill.	W, 53-51	
				1/4/72	H	Chicago, Ill.	W, 83-61			11/17/06	H	Rosemont, Ill.	W, 71-41
				<b>Duke (0-4)</b>					<b>Eastern Kentucky (1-0)</b>				
				H: 0-1   A: 0-1   N: 0-2					H: 0-0   A: 0-0   N: 1-0				
				<u>Date</u>	<u>Location</u>	<u>Result</u>			<u>Date</u>	<u>Location</u>	<u>Result</u>		
				3/21/86	N	East Rutherford, N.J.*	L, 67-74	3/9/65	N	Bowling Green, Ky.*	W, 99-52		
				12/21/92	N	Lahaina, Hawai'i^	L, 73-89	<b>Eastern Michigan (5-0)</b>					
				2/24/99	H	Rosemont, Ill.	L, 64-96	H: 3-0   A: 2-0   N: 0-0					
				12/4/99	A	Durham, N.C.	L, 83-84 [OT]	<u>Date</u>	<u>Location</u>	<u>Result</u>			
				^ - Maui Invitational (Lahaina, Hawai'i)					2/16/77	H	Chicago, Ill.	W, 93-75	
				<b>Duquesne (15-14)</b>					1/10/78	A	Ypsilanti, Mich.	W, 91-83	
				H: 11-4   A: 4-10   N: 0-0					12/4/78	H	Chicago, Ill.	W, 96-68	
				<u>Date</u>	<u>Location</u>	<u>Result</u>			12/19/79	A	Ypsilanti, Mich.	W, 57-55	
				1/9/39	H	Chicago, Ill.	W, 46-40			11/28/21	H	Chicago, Ill.^	W, 101-63
				1/20/41	A	Philadelphia, Pa.	W, 45-36	^ - Blue Demon Classic (Chicago, Ill.)					
				2/23/42	A	Philadelphia, Pa.	L, 34-35	<b>Eastern Washington (1-0)</b>					
				12/28/42	A	Philadelphia, Pa.	L, 40-48	H: 1-0   A: 0-0   N: 0-0					
				2/14/53	H	Chicago, Ill.	L, 69-77	<u>Date</u>	<u>Location</u>	<u>Result</u>			
				12/16/55	H	Chicago, Ill.^	W, 68-64	1/21/85	H	Rosemont, Ill.	W, 72-50		
				1/15/57	A	Philadelphia, Pa.	L, 70-76	<b>Elmhurst (6-0)</b>					
				1/11/58	H	Chicago, Ill.	W, 63-54	H: 6-0   A: 0-0   N: 0-0					
				1/3/59	A	Philadelphia, Pa.	W, 70-59	<u>Date</u>	<u>Location</u>	<u>Result</u>			
				2/29/64	H	Chicago, Ill.	W, 84-65	1923-24	H	Chicago, Ill.	W, 37-20		
				1/19/65	A	Philadelphia, Pa.	L, 69-73	1924-25	H	Chicago, Ill.	W, 25-11		
				2/19/66	H	Chicago, Ill.	W, 79-69	1932-33	H	Chicago, Ill.	W, 30-14		
				2/19/67	A	Philadelphia, Pa.	W, 67-66 [OT]	1940-41	H	Chicago, Ill.	W, 52-16		
				2/14/68	H	Chicago, Ill.	L, 69-79	2/3/53	H	Chicago, Ill.	W, 85-43		
				2/23/69	A	Philadelphia, Pa.	L, 68-87	1/6/55	H	Chicago, Ill.	W, 101-60		

**Elon (1-0)**

H: 1-0 | A: 0-0 | N: 0-0

Date	Location	Result
12/30/99	H Rosemont, Ill.	W, 80-56

**Evansville (11-2)**

H: 5-1 | A: 6-1 | N: 0-0

Date	Location	Result
1/23/37	A Evansville, Ind.	W, 36-25
1/8/48	A Evansville, Ind.	W, 60-50
12/20/58	A Evansville, Ind.	L, 77-86
12/3/77	H Chicago, Ill.	W, 94-71
11/29/78	A Evansville, Ind.	W, 74-55
1/26/80	H Chicago, Ill.	W, 105-94
2/14/81	A Evansville, Ind.	W, 61-53
2/10/82	H Rosemont, Ill.	W, 59-58
2/9/84	A Evansville, Ind.	W, 83-82
2/28/84	H Rosemont, Ill.	W, 96-65
2/4/86	H Rosemont, Ill.	W, 73-41
1/21/87	A Evansville, Ind.	W, 78-68
2/13/88	H Rosemont, Ill.	L, 63-65

**Fairfield (4-0)**

H: 3-0 | A: 0-0 | N: 1-0

Date	Location	Result
12/30/00	H Rosemont, Ill.	W, 85-75
12/8/01	N New York City, N.Y.	W, 94-90
12/7/02	H Rosemont, Ill.	W, 73-45
11/27/12	H Rosemont, Ill.	W, 85-78

**Fairleigh-Dickinson (2-0)**

H: 2-0 | A: 0-0 | N: 0-0

Date	Location	Result
12/18/82	H Rosemont, Ill.	W, 105-64
11/8/19	H Chicago, Ill.	W, 70-59

**Florida (1-2)**

H: 1-0 | A: 0-1 | N: 0-1

Date	Location	Result
12/29/65	N Jacksonville, Fla.^	L, 64-72
1/26/00	H Rosemont, Ill.	W, 71-69
12/2/01	A Gainesville, Fla.	L, 76-83

^ - Gator Bowl Tournament (Jacksonville, Fla.)

**Florida A&M (1-0)**

H: 1-0 | A: 0-0 | N: 0-0

Date	Location	Result
12/3/18	H Chicago, Ill.	W, 65-50

**Florida Atlantic (2-0)**

H: 2-0 | A: 0-0 | N: 0-0

Date	Location	Result
12/22/10	H Rosemont, Ill.	W, 71-62
12/12/13	H Rosemont, Ill.	W, 81-70

**Florida Gulf Coast (1-1)**

H: 1-0 | A: 0-1 | N: 0-0

Date	Location	Result
1/21/08	H Rosemont, Ill.	W, 92-60
12/22/09	A Fort Myers, Fla.	L, 61-64

**Florida International (4-0)**

H: 3-0 | A: 1-0 | N: 0-0

Date	Location	Result
12/30/89	A Miami, Fla.	W, 91-67
11/29/90	H Rosemont, Ill.	W, 117-65
12/18/02	H Rosemont, Ill.	W, 72-57
12/31/05	H Rosemont, Ill.	W, 72-60

**Florida State (3-3)**

H: 0-1 | A: 0-0 | N: 3-2

Date	Location	Result
12/28/64	N Oklahoma City, Okla.^	W, 52-44

2/23/92	N St. Pete, Fla.	W, 85-75
12/9/95	N St. Pete, Fla.	L, 80-85
12/31/97	H Rosemont, Ill.	L, 55-66
11/24/00	N Anchorage, Alaska#	W, 80-74
11/21/15	N St. Thomas, V.I.%	L, 67-83

^ - Oklahoma City Tournament (Oklahoma City, Okla.)  
# - Great Alaska Shootout (Anchorage, Alaska)  
% - Paradise Jam (St. Thomas, U.S. Virgin Islands)

**Fordham (3-1)**

H: 1-0 | A: 1-0 | N: 1-1

Date	Location	Result
12/30/53	N New Orleans, La.	L, 61-65
2/25/89	A Bronx, N.Y.	W, 62-61
2/7/90	H Rosemont, Ill.	W, 51-38
11/12/01	N Rockford, Ill.	W, 70-61

^ - Sugar Bowl Tournament (New Orleans, La.)  
# - Preseason NIT (Rockford, Ill.)

**Ft. Leonard Wood (1-0)**

H: 1-0 | A: 0-0 | N: 0-0

Date	Location	Result
1/11/52	H Chicago, Ill.	W, 81-70

**Ft. Sheridan (2-0)**

H: 1-0 | A: 1-0 | N: 0-0

Date	Location	Result
1/21/52	H Chicago, Ill.	W, 84-46
2/18/52	A	W, 56-32

**Fresno State (0-1)**

H: 0-0 | A: 0-0 | N: 0-1

Date	Location	Result
3/30/83	N New York, N.Y.**	L, 60-69

**Furman (3-0)**

H: 2-0 | A: 1-0 | N: 0-0

Date	Location	Result
1/3/81	H Rosemont, Ill.	W, 78-65
2/24/82	A Furman, S.C.	W, 75-74
1/5/87	H Rosemont, Ill.	W, 81-64

**Gannon (1-0)**

H: 1-0 | A: 0-0 | N: 0-0

Date	Location	Result
2/19/63	H Chicago, Ill.	W, 83-48

**Gardner-Webb (0-1)**

H: 0-1 | A: 0-0 | N: 0-0

Date	Location	Result
11/15/12	H Rosemont, Ill.^	L, 59-71

^ - Cancun Challenge (Rosemont, Ill.)

**George Washington (3-3)**

H: 1-0 | A: 1-2 | N: 1-1

Date	Location	Result
1931-32	A Washington D.C.	L, 28-35
12/26/75	N Detroit, Mich.^	W, 73-57
11/26/97	N Lahaina, Hawai'i#	L, 46-60
12/6/98	A Washington, D.C.%	W, 87-79
12/11/14	A Washington, D.C.	L, 68-81
12/22/15	H Rosemont, Ill.	W, 82-61

^ - Motor City Classic (Detroit, Mich.)  
# - Maui Invitational (Lahaina, Hawai'i)  
% - BB&T Classic (Washington, D.C.)

**Georgetown (14-34)**

H: 7-15 | A: 5-17 | N: 2-2

Date	Location	Result
1941-42	A Washington, D.C.	W, 34-29
1942-43	N New York, N.Y.*	L, 49-53
12/29/80	N San Diego, Calif.^	W, 72-67
2/6/83	A Washington, D.C.	L, 65-71
12/10/83	H Rosemont, Ill.	W, 63-61

12/15/84	A Washington, D.C.	L, 57-77
12/21/85	H Rosemont, Ill.	L, 70-85
1/25/87	A Washington, D.C.	L, 71-74
1/10/88	H Rosemont, Ill.	L, 64-74
12/17/88	A Washington, D.C.	L, 64-74
1/13/90	H Rosemont, Ill.	L, 64-74
2/3/91	A Washington, D.C.	W, 72-63
1/18/92	H Rosemont, Ill.	W, 72-62
1/13/93	A Washington, D.C.	L, 45-74
1/22/94	H Rosemont, Ill.	W, 78-51
12/3/94	A Washington, D.C.	L, 68-74
1/3/96	H Rosemont, Ill.	L, 61-81
11/30/96	A Washington, D.C.	L, 41-68
2/14/98	H Chicago, Ill.	L, 59-65
1/31/06	H Rosemont, Ill.	L, 44-64
1/24/07	A Washington, D.C.	L, 52-66
1/8/08	H Rosemont, Ill.	L, 60-76
3/7/09	A Washington, D.C.	L, 40-48
1/3/10	H Rosemont, Ill.	L, 50-67
1/1/11	A Washington, D.C.	L, 75-86
1/17/12	H Rosemont, Ill.	L, 75-83
2/20/13	A Washington, D.C.	L, 66-90
12/31/13	A Washington, D.C.	L, 54-61
2/3/14	H Rosemont, Ill.	L, 59-71
3/12/14	N New York, N.Y.#	W, 60-56
1/13/15	H Rosemont, Ill.	L, 58-70
2/21/15	A Washington, D.C.	L, 63-68
12/30/15	H Rosemont, Ill.	L, 58-70
1/9/16	A Washington, D.C.	L, 63-74
3/9/16	N New York, N.Y.#	L, 53-70
1/31/17	H Rosemont, Ill.	L, 73-76
2/22/17	A Washington, D.C.	W, 67-65
1/2/18	H Chicago, Ill.	L, 81-90
1/24/18	A Washington, D.C.	W, 74-73
2/27/19	A Washington, D.C.	L, 73-82
3/6/19	H Chicago, Ill.	W, 101-69
2/8/20	A Washington, D.C.	L, 72-76
2/22/20	H Chicago, Ill.	W, 74-68
2/27/21	H Chicago, Ill.	W, 82-74
2/24/22	A Washington, D.C.	W, 68-65
12/29/22	H Chicago, Ill.	W, 83-76
1/24/23	A Washington, D.C.	L, 76-81

^ - Cabrillo Classic (San Diego, Calif.)  
# - BIG EAST Tournament (New York, N.Y.)

**Georgia Tech (2-2)**

H: 2-0 | A: 0-1 | N: 0-1

Date	Location	Result
1/2/79	H Chicago, Ill.	W, 77-71
2/22/87	H Rosemont, Ill.	W, 84-67
2/6/88	A Atlanta, Ga.	L, 70-71
3/15/91	N Dayton, Ohio*	L, 70-87

**Glenview NTS (5-0)**

H: 4-0 | A: 1-0 | N: 0-1

Date	Location	Result
1942-43	H Chicago, Ill.	W, 47-38
1943-44	H Chicago, Ill.	W, 44-36
1943-44	A	W, 55-50
1944-45	H Chicago, Ill.	W, 53-31
1/28/52	H Chicago, Ill.	W, 99-64

**Gonzaga (5-1)**

H: 3-1 | A: 2-0 | N: 0-1

Date	Location	Result
11/28/52	H Chicago, Ill.	W, 97-90
12/9/74	A Seattle, Wash.	W, 80-73
12/10/76	H Chicago, Ill.	W, 77-53
12/1/80	H Chicago, Ill.	W, 74-56
12/9/81	A Seattle, Wash.	W, 69-56
1/10/84	H Rosemont, Ill.	L, 48-49



12/5/52	H	Chicago, Ill.	
12/1/53	H	Chicago, Ill.	
1/31/55	H	Chicago, Ill.	
12/1/55	H	Chicago, Ill.	
12/1/56	H	Chicago, Ill.	
12/1/59	H	Chicago, Ill.	
12/7/60	H	Chicago, Ill.	
12/1/65	H	Chicago, Ill.	
1/24/68	H	Chicago, Ill.	
12/20/68	H	Chicago, Ill.	
1/2/71	H	Chicago, Ill.	
1/19/77	H	Chicago, Ill.	

W, 70-56	2/16/88	H	Chicago, Ill.	W, 92-56
W, 73-63				
W, 89-78				
W, 82-66				
W, 82-66				
W, 95-50				
W, 62-58				
W, 77-55				
W, 93-77				
W, 107-84				
W, 88-71				
W, 82-63				

**Incarnate Word (1-0)**

H: 1-0 | A: 0-0 | N: 0-0

Date	Location	Result
12/19/18	H Chicago, Ill.	W, 81-71

**Indiana (8-14)**

H: 7-6 | A: 1-8 | N: 0-0

Date	Location	Result
1/3/36	H Chicago, Ill.	W, 35-31
2/3/40	H Chicago, Ill.	L, 30-51
12/18/43	H Chicago, Ill.	W, 81-43
2/5/49	H Chicago, Ill.	W, 47-46
12/13/49	A Bloomington, Ind.	L, 55-61
3/13/53	H Chicago, Ill.*	L, 62-80
2/1/58	H Chicago, Ill.	L, 66-76
1/31/59	A Bloomington, Ind.	L, 69-75
1/30/60	H Chicago, Ill.	L, 78-82
1/28/61	A Bloomington, Ind.	L, 78-81
1/13/62	H Chicago, Ill.	L, 89-98
1/26/63	A Bloomington, Ind.	L, 75-76
1/27/64	H Chicago, Ill.	W, 85-78
12/14/64	A Bloomington, Ind.	L, 78-91
2/1/66	H Chicago, Ill.	W, 100-79
1/30/67	A Bloomington, Ind.	L, 70-72
1/29/68	H Chicago, Ill.	W, 79-78
1/27/69	A Bloomington, Ind.	L, 66-87
1/27/70	H Chicago, Ill.	W, 75-70
12/17/76	A Bloomington, Ind.	L, 42-50
12/23/95	A Bloomington, Ind.	W, 84-82
12/10/96	H Chicago, Ill.	L, 57-74

**Indiana State (11-2)**

H: 7-0 | A: 3-1 | N: 1-1

Date	Location	Result
1935-36	H Chicago, Ill. ^	W, 29-28
12/15/45	H Chicago, Ill.	W, 74-56
2/2/46	H Chicago, Ill.	W, 52-42
3/5/75	H Chicago, Ill.	W, 89-66
2/11/76	A Terre Haute, Ind.	W, 71-62 (OT)
3/24/79	N Salt Lake City, Utah*	L, 74-76
2/20/85	H Chicago, Ill.	W, 77-65
2/19/86	A Terre Haute, Ind.	W, 48-44
1/19/87	H Chicago, Ill.	W, 61-49
2/3/88	A Terre Haute, Ind.	W, 64-56
11/29/03	N East Lansing, Mich. #	W, 78-66
11/29/08	H Chicago, Ill.	W, 75-70
12/8/10	A Terre Haute, Ind.	L, 51-73

^ - Olympic Tournament (Chicago, Ill.)  
# - Spartan Classic (East Lansing, Mich.)

**IUPUI (1-0)**

H: 1-0 | A: 0-0 | N: 0-0

Date	Location	Result
12/6/04	H Chicago, Ill.	W, 88-67

**Iona (3-0)**

H: 1-0 | A: 2-0 | N: 0-0

Date	Location	Result
12/16/65	A New Rochelle, N.Y.	W, 82-37
2/18/87	A New Rochelle, N.Y.	W, 96-82

**Iowa (2-2)**

H: 0-1 | A: 1-0 | N: 1-1

Date	Location	Result
12/19/38	H Chicago, Ill.	L, 29-34
12/28/56	N Raleigh, N.C. ^	W, 73-72 (OT)
3/15/95	N Moline, Ill. **	L, 87-96
11/11/19	A Iowa City, Iowa#	W, 93-78

^ - Dixie Classic (Raleigh, N.C.)  
# - Gavitt Tipoff Games (Iowa City, Iowa)

**Iowa State (1-0)**

H: 1-0 | A: 0-0 | N: 0-0

Date	Location	Result
12/20/67	H Chicago, Ill.	W, 67-63

**Jackson State (1-0)**

H: 1-0 | A: 0-0 | N: 0-0

Date	Location	Result
2/24/88	H Chicago, Ill.	W, 81-69

**Jacksonville (2-0)**

H: 1-0 | A: 1-0 | N: 0-0

Date	Location	Result
12/30/92	H Chicago, Ill.	W, 80-71
12/18/93	A Jacksonville, Fla.	W, 90-83

**John Carroll (3-0)**

H: 1-0 | A: 2-0 | N: 0-0

Date	Location	Result
12/26/47	A University Heights, Ohio	W, 54-53
2/14/50	A University Heights, Ohio	W, 63-55
1/4/55	H Chicago, Ill.	W, 88-55

**John F. Kennedy (1-0)**

H: 1-0 | A: 0-0 | N: 0-0

Date	Location	Result
12/9/69	H Chicago, Ill.	W, 90-55

**Joliet All-Stars (1-0)**

H: 0-0 | A: 1-0 | N: 0-0

Date	Location	Result
11/28/45	A Joliet, Ill.	W, 79-43

**Kalamazoo (6-0)**

H: 6-0 | A: 0-0 | N: 0-0

Date	Location	Result
1934-35	H Chicago, Ill.	W, 52-14
1940-41	H Chicago, Ill.	W, 48-18
1941-42	H Chicago, Ill.	W, 47-22
12/3/46	H Chicago, Ill.	W, 67-61
12/3/47	H Chicago, Ill.	W, 72-33
12/2/54	H Chicago, Ill.	W, 98-46

**Kansas (1-8)**

H: 1-4 | A: 0-3 | N: 0-1

Date	Location	Result
1/31/42	H Chicago, Ill.	L, 26-43
2/22/47	H Chicago, Ill.	L, 41-58
12/14/91	A Lawrence, Kan.	L, 75-104
12/4/93	H Chicago, Ill.	L, 74-79
12/17/88	A Lawrence, Kan.	L, 66-74
3/17/00	N Winston-Salem, N.C.*	L, 77-81 (OT)
12/12/00	H Chicago, Ill.	L, 69-75
12/2/06	H Chicago, Ill.	W, 64-57
12/8/07	A Lawrence, Kan.	L, 66-84

**Kansas State (3-3)**

H: 1-0 | A: 2-0 | N: 0-3

Date	Location	Result
2/22/39	A Manhattan, Kan.	W, 34-30
1/8/40	H Chicago, Ill.	W, 56-30

3/13/59	N	Lawrence, Kan.*	L, 70-1202
12/19/70	N	Lexington, Ky. ^	L, 68-78
3/19/88	N	Notre Dame, Ind.*	L, 58-66
3/19/07	A	Manhattan, Kan.**	W, 70-65

^ - Kentucky Invitational (Lexington, Ky.)

**Kent College (2-0)**

H: 0-0 | A: 1-0 | N: 0-0

Date	Location	Result
1923-24		W
1924-25	A	W, 40-19

**Kentucky (3-18)**

H: 3-7 | A: 0-6 | N: 0-5

Date	Location	Result
2/20/43	H Chicago, Ill.	W, 53-44
12/12/46	N Louisville, Ky.	L, 45-65
2/8/47	H Chicago, Ill.	W, 53-47
12/10/47	N Louisville, Ky.	L, 50-74
1/31/48	H Chicago, Ill.	L, 51-68
12/8/48	N Louisville, Ky.	L, 36-67
1/22/49	H Chicago, Ill.	L, 45-56
12/21/49	N Louisville, Ky.	L, 47-49
1/21/50	H Chicago, Ill.	L, 53-86
1/8/51	A Lexington, Ky.	L, 55-63
2/19/51	H Chicago, Ill.	L, 57-70
12/20/51	A Lexington, Ky.	L, 60-98
2/23/52	H Chicago, Ill.	L, 61-63
1/11/54	A Lexington, Ky.	L, 63-81
2/20/54	H Chicago, Ill.	L, 61-76
1/10/55	A Lexington, Ky.	L, 59-92
2/19/55	H Chicago, Ill.	L, 72-76
12/12/55	A Lexington, Ky.	L, 69-71
2/18/56	H Chicago, Ill.	W, 81-79
12/18/70	A Lexington, Ky. ^	L, 85-106
11/20/06	N Lahaina, Hawaii #	L, 81-87

^ - Kentucky Invitational (Lexington, Ky.)  
# - Maui Invitational (Lahaina, Hawaii)

**La Salle (7-2)**

H: 3-2 | A: 2-0 | N: 2-0

Date	Location	Result
12/10/49	H Chicago, Ill.	L, 41-49
12/27/52	N New York, N.Y. ^	W, 53-61
1/17/53	H Chicago, Ill.	W, 68-62
2/18/80	H Chicago, Ill.	W, 92-75
1/24/81	A Philadelphia, Pa.	W, 69-62
2/23/85	H Chicago, Ill.	W, 87-60
1/31/87	A Philadelphia, Pa.	W, 58-54
12/2/89	H Chicago, Ill.	L, 62-83
12/22/07	N San Juan, P.R. #	W, 93-88

^ - Holiday Festival (New York, N.Y.)  
# - San Juan Shootout (San Juan, P.R.)

**Lamar (2-0)**

H: 2-0 | A: 0-0 | N: 0-0

Date	Location	Result
1/15/80	H Chicago, Ill.	W, 61-59
12/6/16	H Chicago, Ill.	W, 80-61

**Lawrence Tech (9-1)**

H: 8-0 | A: 1-1 | N: 0-0

Date	Location	Result
3/3/47	H Chicago, Ill.	W, 83-50
2/10/48	H Chicago, Ill.	W, 73-47
2/27/50	A Southfield, Mich.	W, 73-53
1/23/51	A Southfield, Mich.	L, 63-65
1/5/53	H Chicago, Ill.	W, 93-63
2/22/54	H Chicago, Ill.	W, 81-75
12/28/54	H Chicago, Ill.	W, 88-55
1/30/56	H Chicago, Ill.	W, 98-58
12/6/61	H Chicago, Ill.	W, 102-79
12/9/63	H Chicago, Ill.	W, 105-56

<b>Lehigh (0-1)</b>		<b>Louisiana-Lafayette (1-0)</b>		1/22/03	A	Louisville, Ky.	L, 43-71
H: 0-1   A: 0-0   N: 0-0		H: 1-0   A: 0-0   N: 0-0		3/5/03	H	Chicago, Ill.	W, 79-76 (OT)
<u>Date</u> <u>Location</u> <u>Result</u>		<u>Date</u> <u>Location</u> <u>Result</u>		2/25/04	A	Louisville, Ky.	W, 60-58 (OT)
11/26/14	H Chicago, Ill.	L, 74-86		3/5/05	H	Chicago, Ill.	L, 62-66
<b>Lewis (9-0)</b>		<b>LSU (3-3)</b>		2/22/06	A	Louisville, Ky.	L, 53-65
H: 9-0   A: 0-0   N: 0-0		H: 2-0   A: 1-1   N: 0-2		1/20/07	H	Chicago, Ill.	L, 50-59
<u>Date</u> <u>Location</u> <u>Result</u>		<u>Date</u> <u>Location</u> <u>Result</u>		2/12/08	H	Chicago, Ill.	L, 66-99
12/1/52	H Chicago, Ill.	W, 84-48		2/15/09	A	Louisville, Ky.	L, 54-99
1/19/54	H Chicago, Ill.	W, 94-42		2/20/10	H	Chicago, Ill.	L, 59-68
2/21/56	H Chicago, Ill.	W, 91-77		2/5/11	A	Louisville, Ky.	L, 57-61
2/19/72	H Chicago, Ill.	W, 90-82		1/14/12	A	Louisville, Ky.	L, 59-76
2/17/73	H Chicago, Ill.	W, 102-70		2/18/12	H	Chicago, Ill.	L, 82-90 (OT)
1/19/74	H Chicago, Ill.	W, 99-73		2/27/13	H	Chicago, Ill.	L, 58-79
1/18/75	H Chicago, Ill.	W, 95-69		12/10/21	A	Louisville, Ky.	W, 62-55
12/16/75	H Chicago, Ill.	W, 92-67		^ - All College Tournament (Oklahoma City, Okla.)			
11/17/00	H Chicago, Ill.	W, 87-80		^ - Tip Off Classic (Springfield, Mass.)			
<b>Liberty (1-0)</b>		<b>Louisiana Tech (2-1)</b>		<b>Loyola-Chicago (39-18)</b>			
H: 1-0   A: 0-0   N: 0-0		H: 1-1   A: 1-0   N: 0-0		H: 26-8   A: 11-8   N: 1-0			
<u>Date</u> <u>Location</u> <u>Result</u>		<u>Date</u> <u>Location</u> <u>Result</u>		<u>Date</u> <u>Location</u> <u>Result</u>			
12/17/08	H Chicago, Ill. ^	W, 64-63		2/7/23			L, 15-18
^ - Las Vegas Classic (Rosemont, Ill.)				2/22/23			W, 16-9
<b>Little Rock (0-1)</b>		<b>Louisville (22-38)</b>		1930-31	A	Chicago, Ill.	W, 22-15
H: 0-1   A: 0-0   N: 0-0		H: 12-17   A: 8-21   N: 2-0		1930-31	A	Chicago, Ill.	L, 20-24
<u>Date</u> <u>Location</u> <u>Result</u>		<u>Date</u> <u>Location</u> <u>Result</u>		1936-37			L, 43-46
12/12/15	H Chicago, Ill.	L, 44-66		1937-38	A	Chicago, Ill.	L, 40-53
<b>Lombard (0-2)</b>		<b>Louisville (22-38)</b>		1938-39	H	Chicago, Ill.	L, 26-36
H: 0-1   A: 0-1   N: 0-0		H: 0-1   A: 0-1   N: 0-0		1939-40	H	Chicago, Ill.	W, 21-15
<u>Date</u> <u>Location</u> <u>Result</u>		<u>Date</u> <u>Location</u> <u>Result</u>		1940-41	H	Chicago, Ill.	W, 37-33
1924-25	H Chicago, Ill.	L, 21-42		1941-42	H	Chicago, Ill.	L, 51-52
1924-25	A	L, 15-29		1942-43	A	Chicago, Ill.	W, 46-38
<b>Long Island (9-4)</b>		<b>Louisville (22-38)</b>		3/1/47	H	Chicago, Ill.	W, 55-51
H: 4-1   A: 2-1   N: 2-2		H: 0-1   A: 0-1   N: 0-0		12/20/47	H	Chicago, Ill.	W, 50-43
<u>Date</u> <u>Location</u> <u>Result</u>		<u>Date</u> <u>Location</u> <u>Result</u>		12/22/48	H	Chicago, Ill.	L, 44-56
1937-38	N New York, N.Y.	L, 29-55		3/6/48	H	Chicago, Ill.	L, 48-49
1939-40	N New York, N.Y.	L, 43-44		2/12/49	H	Chicago, Ill.	W, 55-45
1939-40		W, 44-36		12/17/49	H	Chicago, Ill.	W, 59-53
1939-40	N New York, N.Y.**	W, 45-38		2/25/50	H	Chicago, Ill.	L, 47-61
1940-41	A	L, 30-44		1/20/51	H	Chicago, Ill.	W, 52-51
1940-41	H Chicago, Ill.	L, 40-44		3/8/51	A	Chicago, Ill.	L, 55-58
1941-42	H Chicago, Ill.	W, 44-43		2/16/52	H	Chicago, Ill.	L, 63-68
1943-44	N New York, N.Y.	W, 59-38		2/7/53	A	Chicago, Ill.	W, 68-43
1944-45	A	W, 74-47		1/10/76	H	Chicago, Ill.	W, 100-77
2/16/46	H Chicago, Ill.	W, 69-48		1/8/77	A	Chicago, Ill.	L, 66-72
2/27/46	A	W, 75-51		2/12/77	H	Chicago, Ill.	W, 94-76
12/28/72	H Chicago, Ill.	W, 93-61		1/7/78	H	Chicago, Ill.	W, 93-73
12/16/01	H Chicago, Ill.	W, 95-69		2/18/78	A	Chicago, Ill.	W, 83-73
<b>Longwood (1-0)</b>		<b>Louisville (22-38)</b>		A Chicago, Ill.			W, 80-73
H: 1-0   A: 0-0   N: 0-0		H: 0-1   A: 0-1   N: 0-0		A Chicago, Ill.			W, 80-73
<u>Date</u> <u>Location</u> <u>Result</u>		<u>Date</u> <u>Location</u> <u>Result</u>		A Chicago, Ill. ^			L, 99-101
3/25/19	H Chicago, Ill. ^	W, 97-89		H Evanston, Ill. ^			W, 92-85
^ - College Basketball Invitational (Chicago, Ill.)				A Chicago, Ill.			W, 80-75
<b>Loras (4-5)</b>		<b>Louisville (22-38)</b>		H Chicago, Ill.			W, 94-87
H: 1-0   A: 3-3   N: 0-0		H: 0-1   A: 0-1   N: 0-0		H Chicago, Ill. ^			W, 71-67
<u>Date</u> <u>Location</u> <u>Result</u>		<u>Date</u> <u>Location</u> <u>Result</u>		A Chicago, Ill.			W, 105-95
1923-24	A Dubuque, Iowa	L, 19-27		H Chicago, Ill.			W, 98-80
1923-24	A Dubuque, Iowa	W, 14-10		A Chicago, Ill.			L, 76-82
1924-25		L, 19-21		H Chicago, Ill.			W, 93-77
1924-25	A Dubuque, Iowa	L, 27-33		H Chicago, Ill.			L, 79-77
1925-26	H Chicago, Ill.	W, 37-26		H Chicago, Ill.			W, 91-63
1925-26	A Dubuque, Iowa	L, 31-33		H Chicago, Ill.			W, 88-73
1926-27		L, 12-20		H Chicago, Ill.			W, 95-76
1/18/28	A Dubuque, Iowa	W, 18-14		H Chicago, Ill.			W, 96-73
1929-30	A Dubuque, Iowa	W, 27-25		H Chicago, Ill.			W, 79-65
				H Chicago, Ill.			W, 95-74
				H Chicago, Ill.			W, 73-61
				H Chicago, Ill.			W, 81-74

12/7/11	A	Chicago, Ill.	W, 69-58	1/9/43	H	Chicago, Ill.	W, 42-37	2/27/94	A	Milwaukee, Wis.	L, 62-70
12/29/12	H	Chicago, Ill.	L, 61-69	1/21/44	H	Chicago, Ill.	L, 49-51	1/28/95	H	Chicago, Ill.	W, 63-48
12/4/21	H	Chicago, Ill.	L, 64-68	1/27/45	H	Chicago, Ill.	W, 59-32	2/21/95	A	Milwaukee, Wis.	L, 71-81
12/3/22	A	Chicago, Ill.	W, 78-72 (OT)	1/26/46	H	Chicago, Ill.	W, 66-36	1/17/96	H	Chicago, Ill.	L, 60-73
^ - Chicagoland Cage Classic (Rosemont, Ill.)				2/11/47	H	Chicago, Ill.	L, 45-52	2/11/96	A	Milwaukee, Wis.	L, 65-75
<b>Loyola Marymount (6-2)</b>				2/7/48	H	Chicago, Ill.	W, 65-49	1/9/97	A	Milwaukee, Wis.	L, 50-75
H: 4-1   A: 2-0   N: 0-1				12/5/56	A	Milwaukee, Wis.	L, 60-61 (OT)	1/26/97	H	Chicago, Ill.	L, 49-61
Date	Location	Result		2/9/59	H	Chicago, Ill.	W, 89-80	3/5/97	N	St. Louis, Mo.^	L, 53-79
1/10/47	A	Los Angeles, Calif.	W, 48-38	3/4/59	A	Milwaukee, Wis.	L, 69-82	1/19/98	A	Milwaukee, Wis.	L, 49-58
1/22/66	H	Chicago, Ill.	W, 84-60	12/28/59	H	Chicago, Ill.	W, 75-55	2/7/98	H	Chicago, Ill.	L, 51-73
12/22/67	H	Chicago, Ill.	L, 77-82	2/23/60	A	Milwaukee, Wis.	W, 65-63	3/4/98	N	Cincinnati, Ohio^	L, 50-52
12/23/88	H	Chicago, Ill.^	W, 115-111	12/23/60	H	Chicago, Ill.	W, 81-78 (OT)	1/9/99	H	Chicago, Ill.	W, 75-60
1/14/89	H	Chicago, Ill.	W, 122-108	2/8/61	A	Milwaukee, Wis.	L, 64-87	1/24/99	A	Milwaukee, Wis.	L, 46-62
1/5/92	H	Chicago, Ill.	W, 125-93	1/3/62	H	Chicago, Ill.	L, 68-72	1/12/00	H	Chicago, Ill.	L, 60-69
1/2/93	A	Chicago, Ill.	W, 71-70	2/17/62	A	Milwaukee, Wis.	L, 83-99	2/16/00	A	Milwaukee, Wis.	W, 55-35
12/25/14	N	Honolulu, Hawai'i#	L, 69-72	12/22/62	H	Chicago, Ill.	W, 79-72	1/6/01	H	Chicago, Ill.	L, 49-69
^ - Old Style Classic (Rosemont, Ill.)				2/16/63	A	Milwaukee, Wis.	L, 81-87	2/22/01	A	Milwaukee, Wis.	L, 64-82
# - Diamond Head Classic (Honolulu, Hawai'i)				12/21/63	H	Chicago, Ill.	W, 90-69	1/19/02	H	Chicago, Ill.	L, 68-87
<b>Loyola Md. (1-0)</b>				2/12/64	A	Milwaukee, Wis.	W, 72-69	3/1/02	A	Milwaukee, Wis.	L, 53-72
H: 1-0   A: 0-0   N: 0-0				1/2/65	H	Chicago, Ill.	W, 72-54	1/25/03	A	Milwaukee, Wis.	L, 51-72
Date	Location	Result		2/13/65	A	Milwaukee, Wis.	W, 67-61	2/12/03	H	Chicago, Ill.	L, 60-73
11/7/22	H	Chicago, Ill.	W, 72-66	12/4/65	A	Milwaukee, Wis.	W, 82-69	1/24/04	A	Milwaukee, Wis.	L, 62-70
<b>Luther (1-1)</b>				2/9/66	H	Chicago, Ill.	W, 76-70	2/7/04	H	Chicago, Ill.	W, 84-78
H: 1-0   A: 0-1   N: 0-0				1/7/67	A	Milwaukee, Wis.	L, 65-68	1/20/05	H	Chicago, Ill.	W, 85-72
Date	Location	Result		2/4/67	H	Chicago, Ill.	W, 76-70	2/20/05	A	Milwaukee, Wis.	L, 57-67
1923-24	A	Decorah, Iowa	L, 15-23	1/3/68	A	Milwaukee, Wis.	L, 50-72	1/17/06	H	Chicago, Ill.	L, 79-82
1923-24	H	Chicago, Ill.	W, 27-9	2/3/68	H	Chicago, Ill.	L, 53-58	1/25/06	A	Milwaukee, Wis.	L, 47-62
<b>Maine (7-0)</b>				1/9/69	H	Chicago, Ill.	L, 72-77	2/14/07	H	Chicago, Ill.	W, 72-67
H: 4-0   A: 2-0   N: 1-0				2/15/69	A	Milwaukee, Wis.	L, 56-66	1/26/08	A	Milwaukee, Wis.	L, 71-79
Date	Location	Result		1/10/70	H	Chicago, Ill.	L, 60-72	1/24/09	A	Milwaukee, Wis.	L, 70-79
1/18/80	H	Chicago, Ill.	W, 93-79	2/14/70	A	Milwaukee, Wis.	L, 60-79	2/3/09	H	Chicago, Ill.	L, 61-76
1/6/81	A	Orono, Maine	W, 85-77	1/23/71	A	Milwaukee, Wis.	L, 51-73	1/20/10	H	Chicago, Ill.	W, 51-50
12/22/81	H	Chicago, Ill.	W, 90-67	2/6/71	H	Chicago, Ill.	L, 55-84	2/3/10	A	Milwaukee, Wis.	L, 69-80
11/30/88	N	Lahaina, Hawai'i^	W, 66-46	1/22/72	A	Milwaukee, Wis.	L, 61-70	1/18/11	A	Milwaukee, Wis.	L, 64-94
1/5/94	H	Chicago, Ill.	W, 105-70	2/5/72	H	Chicago, Ill.	L, 61-79	2/6/12	H	Chicago, Ill.	L, 76-89
12/14/94	A	Orono, Maine	W, 96-62	1/5/73	A	Milwaukee, Wis.	L, 59-60	2/9/13	A	Milwaukee, Wis.	L, 78-89
12/12/95	H	Chicago, Ill.	W, 72-58	2/3/73	H	Chicago, Ill.	L, 55-70	1/4/14	A	Milwaukee, Wis.	L, 56-66
^ - Maui Classic (Lahaina, Hawai'i)				1/12/74	A	Milwaukee, Wis.	L, 59-63	2/22/14	H	Chicago, Ill.	L, 94-96 (OT)
<b>Manchester (Ind.) (2-0)</b>				2/2/74	H	Chicago, Ill.	L, 57-70	12/31/14	H	Chicago, Ill.	W, 61-58
H: 2-0   A: 0-0   N: 0-0				1/3/75	A	Milwaukee, Wis.	L, 60-61	3/7/15	A	Milwaukee, Wis.	L, 48-58
Date	Location	Result		2/1/75	H	Chicago, Ill.	L, 69-72	1/20/16	A	Milwaukee, Wis.	W, 57-56
12/10/53	H	Chicago, Ill.	W, 82-59	1/14/76	H	Chicago, Ill.	L, 72-79	2/20/16	H	Chicago, Ill.	L, 60-73
2/14/56	H	Chicago, Ill.	W, 84-74	2/18/76	A	Milwaukee, Wis.	L, 53-64	1/14/17	H	Chicago, Ill.	L, 58-83
<b>Manhattan (3-4)</b>				1/29/77	H	Chicago, Ill.	L, 64-65	2/4/17	A	Milwaukee, Wis.	L, 79-92
H: 1-2   A: 2-1   N: 0-1				2/14/77	A	Milwaukee, Wis.	W, 77-72 (2OT)	1/15/18	A	Milwaukee, Wis.	L, 52-70
Date	Location	Result		1/18/78	A	Milwaukee, Wis.	L, 74-80	2/24/18	H	Chicago, Ill.	W, 70-62
1/16/51	A	Bronx, N.Y.	L, 59-62	2/24/79	H	Chicago, Ill.	W, 61-60	3/7/18	N	New York, N.Y.#	L, 69-72
2/7/52	A	Bronx, N.Y.	W, 66-65	3/15/79	N	Provo, Utah*	W, 62-56	1/23/19	A	Milwaukee, Wis.	L, 69-79
12/28/52	N	New York, N.Y.^	L, 64-73	1/12/80	A	Milwaukee, Wis.	W, 92-85	2/12/19	H	Chicago, Ill.	L, 73-92
2/5/55	H	Chicago, Ill.	L, 70-71	2/21/81	H	Chicago, Ill.	W, 78-71	2/1/20	A	Milwaukee, Wis.	L, 72-76
3/1/56	A	Bronx, N.Y.	W, 86-70	2/6/82	A	Milwaukee, Wis.	W, 67-66	3/3/20	H	Chicago, Ill.	W, 69-68
1/16/73	H	Chicago, Ill.	L, 59-68	3/6/83	H	Chicago, Ill.	W, 74-62	1/23/21	A	Milwaukee, Wis.	W, 68-61
1/9/75	H	Chicago, Ill.	W, 90-75	3/10/84	H	Chicago, Ill.	W, 64-49	3/2/21	H	Chicago, Ill.	L, 77-71
^ - Holiday Festival (New York, N.Y.)				3/2/85	H	Chicago, Ill.	W, 69-52	1/11/22	A	Milwaukee, Wis.	L, 76-87
<b>Mankato (1-0)</b>				3/9/85	A	Milwaukee, Wis.	L, 64-68	3/2/22	H	Chicago, Ill.	W, 91-80
H: 1-0   A: 0-0   N: 0-0				2/8/86	A	Milwaukee, Wis.	L, 65-70 (OT)	1/28/23	H	Chicago, Ill.	L, 69-89
Date	Location	Result		3/8/86	H	Chicago, Ill.	W, 95-87	2/25/23	A	Milwaukee, Wis.	L, 84-90
2/27/71	H	Chicago, Ill.	W, 87-74	2/10/87	A	Milwaukee, Wis.	W, 88-76	^ - Conference USA Tournament			
<b>Marquette (50-83)</b>				3/7/87	H	Chicago, Ill.	W, 68-59	# - BIG EAST Tournament			
H: 34-33   A: 15-47   N: 1-3				1/27/88	H	Chicago, Ill.	W, 81-66	<b>Marshall (5-1)</b>			
Date	Location	Result		3/12/88	A	Milwaukee, Wis.	W, 77-65	H: 3-0   A: 2-1   N: 0-0			
2/16/18	H	Chicago, Ill.	W, 21-17	1/17/89	A	Milwaukee, Wis.	L, 64-72	Date	Location	Result	
2/22/18	A	Milwaukee, Wis.	L, 19-20	3/4/89	H	Chicago, Ill.	W, 91-79	1/16/74	H	Chicago, Ill.	W, 76-68
2/25/22	H	Chicago, Ill.	L, 17-44	12/23/89	H	Chicago, Ill.	W, 71-62	3/2/74	A	Huntington, W.V.	W, 83-80
12/31/42	A	Milwaukee, Wis.	W, 54-46	1/20/90	A	Milwaukee, Wis.	L, 55-77	12/28/74	H	Chicago, Ill.	W, 104-77
				1/8/91	H	Chicago, Ill.	W, 68-63	1/29/75	A	Huntington, W.V.	L, 96-107
				1/28/91	A	Milwaukee, Wis.	W, 84-56	2/14/76	H	Chicago, Ill.	W, 118-62
				2/9/92	A	Milwaukee, Wis.	W, 65-58	2/21/77	A	Huntington, W.V.	W, 93-74
				3/4/92	H	Chicago, Ill.	L, 65-73				
				2/6/93	H	Chicago, Ill.	L, 76-87				
				3/6/93	A	Milwaukee, Wis.	L, 75-86				
				1/12/94	H	Chicago, Ill.	L, 52-71				

**Maryland (0-2)**

H: 0-0 | A: 0-1 | N: 0-1

Date	Location	Result
12/12/76	A College Park, Md.	L, 74-92
12/7/98	N Washington, D.C.^	L, 75-92

^ - BB&T Classic (Washington, D.C.)

**UMBC (1-0)**

H: 1-0 | A: 0-0 | N: 0-0

Date	Location	Result
12/22/12	H Chicago, Ill.	W, 69-61

**UMass (1-3)**

H: 1-0 | A: 0-1 | N: 0-2

Date	Location	Result
12/29/66	N Oklahoma City, Okla.^	L, 77-85
12/29/73	N Springfield, Mass.#	L, 52-55
1/24/93	A Amherst, Mass.	L, 69-79
1/18/94	H Chicago, Ill.	W, 78-76

^ - Oklahoma City Tournament (Oklahoma City, Okla.)  
# - Hall of Fame Tournament (Springfield, Mass.)

**McKendree (2-0)**

H: 2-0 | A: 0-0 | N: 0-0

Date	Location	Result
1930-31	H Chicago, Ill.	W, 33-25
1931-32	H Chicago, Ill.	W, 35-24

**Meiji (1-0)**

H: 1-0 | A: 0-0 | N: 0-0

Date	Location	Result
1932-33	H Chicago, Ill.	W, 46-25

**Memphis (12-14)**

H: 5-6 | A: 5-8 | N: 2-0

Date	Location	Result
1/12/57	A Memphis, Tenn.	L, 81-85
2/8/64	A Memphis, Tenn.	L, 68-99
1/5/65	H Chicago, Ill.	W, 99-70
12/5/75	N Tempe, Ariz.^	W, 100-91
3/16/89	N Boise, Idaho*	W, 66-63
11/29/91	A Memphis, Tenn.	W, 92-89 (OT)
1/11/92	H Chicago, Ill.	W, 88-80
3/13/92	H Chicago, Ill.#	L, 75-95
1/9/93	H Chicago, Ill.	L, 93-95 (2OT)
2/14/93	A Memphis, Tenn.	L, 57-79
1/8/94	A Memphis, Tenn.	W, 69-61
3/5/94	H Chicago, Ill.	W, 65-53
1/8/95	H Chicago, Ill.	L, 69-77
1/14/95	A Memphis, Tenn.	L, 64-76
1/11/96	A Memphis, Tenn.	L, 55-74
2/1/96	H Chicago, Ill.	L, 82-83 (OT)
3/7/96	A Memphis, Tenn.%	L, 69-82
1/15/97	H Chicago, Ill.	L, 49-51
2/11/98	A Memphis, Tenn.	W, 100-98 (2OT)
2/13/99	H Chicago, Ill.	W, 81-75
12/28/99	A Memphis, Tenn.	W, 71-65
3/9/00	A Memphis, Tenn.%	W, 80-76
1/13/01	H Chicago, Ill.	L, 68-72
2/23/02	A Memphis, Tenn.	L, 61-88
1/13/04	H Chicago, Ill.	W, 82-73
1/27/05	A Memphis, Tenn.	L, 55-68

^ - Sun Devil Classic (Tempe, Ariz.)  
# - Great Midwest Tournament  
% - Conference USA Tournament

**Miami (Fl.) (6-1)**

H: 3-0 | A: 3-1 | N: 0-0

Date	Location	Result
2/27/88	A Miami, Fla.	W, 101-82
2/11/89	H Chicago, Ill.	W, 89-79
1/29/90	H Chicago, Ill.	W, 76-48
2/12/90	A Miami, Fla.	W, 66-49

2/23/91 A Miami, Fla. W, 66-53  
3/6/91 H Chicago, Ill. W, 75-58  
12/28/96 A Miami, Fla. L, 45-61

**Miami (Ohio) (5-3)**

H: 2-3 | A: 1-0 | N: 2-0

Date	Location	Result
12/30/52	N New York, N.Y.^	W, 81-78
3/10/53	N Fort Wayne, Ind.*	W, 74-72
1/19/57	H Chicago, Ill.	L, 70-80
2/15/58	H Chicago, Ill.	L, 64-69
12/27/58	H Chicago, Ill.	L, 67-74
1/23/60	A Oxford, Ohio	W, 81-79
12/27/60	H Chicago, Ill.	W, 72-70
12/21/17	H Chicago, Ill.	W, 83-66

^ - Holiday Festival (New York, N.Y.)

**Michigan (0-1)**

H: 0-0 | A: 0-1 | N: 0-0

Date	Location	Result
11/15/95	A Ann Arbor, Mich.^	L, 65-73

^ - Preseason NIT

**Michigan Lutheran (1-0)**

H: 1-0 | A: 0-0 | N: 0-0

Date	Location	Result
12/1/1969	A	W, 97-76

**Michigan State (7-5)**

H: 4-2 | A: 3-2 | N: 0-1

Date	Location	Result
2/26/08	H Chicago, Ill.	L, 17-26
1/13/09	A East Lansing, Mich.	L, 7-76
2/16/37	A East Lansing, Mich.	W, 23-21
1/23/43	H Chicago, Ill.	W, 45-37
1/18/46	H Chicago, Ill.	W, 58-52
1/25/47	H Chicago, Ill.	W, 52-45
1/24/48	H Chicago, Ill.	W, 52-42
2/3/48	A East Lansing, Mich.	W, 63-49
12/22/54	A East Lansing, Mich.	W, 76-75
1/29/55	H Chicago, Ill.	L, 72-88
11/30/03^	A East Lansing, Mich.	L, 81-89
11/23/17#	N Portland, Ore.	L, 51-73

^ - Spartan Classic (East Lansing, Mich.)  
# - PK80 Invitational (Portland, Ore.)

**Middle Tennessee State (1-0)**

H: 1-0 | A: 0-0 | N: 0-0

Date	Location	Result
12/23/64	H Chicago, Ill.	W, 89-68

**Milwaukee (14-1)**

H: 13-1 | A: 1-0 | N: 0-0

Date	Location	Result
1/7/52	H Chicago, Ill.	W, 97-44
12/4/53	H Chicago, Ill.	W, 102-47
12/6/55	H Chicago, Ill.	W, 86-68
2/22/67	H Chicago, Ill.	W, 77-48
1/6/68	H Chicago, Ill.	W, 82-69
2/8/69	H Chicago, Ill.	W, 111-79
2/16/70	H Chicago, Ill.	W, 90-72
2/16/71	H Chicago, Ill.	W, 81-66
1/31/72	H Chicago, Ill.	W, 80-79
12/14/10	H Chicago, Ill.	W, 61-47
12/5/11	H Chicago, Ill.	L, 76-87
12/9/12	H Chicago, Ill.	W, 84-50
11/19/13	A Milwaukee, Wis.	W, 80-71
12/7/14	H Chicago, Ill.	W, 83-61
11/20/16	H Chicago, Ill.	W, 77-59

**Minnesota (11-8)**

H: 6-1 | A: 5-6 | N: 0-1

Date	Location	Result
12/28/33	H Chicago, Ill.	W, 22-14
12/30/35	A Minneapolis, Minn.	W, 48-17
3/26/36	H Chicago, Ill.^	W, 36-30
3/27/36	H Chicago, Ill.^	W, 33-27
1/4/37	A Minneapolis, Minn.	L, 25-34
12/31/45	A Minneapolis, Minn.	L, 39-54
12/7/46	A Minneapolis, Minn.	L, 39-54
12/15/47	A Minneapolis, Minn.	L, 44-46
12/18/48	H Chicago, Ill.	L, 50-67
12/10/51	A Minneapolis, Minn.	W, 64-57
12/4/54	H Chicago, Ill.	W, 94-93 (OT)
12/11/54	A Minneapolis, Minn.	L, 84-94
12/3/55	A Minneapolis, Minn.	L, 78-82
12/2/61	A Minneapolis, Minn.	W, 66-56
12/15/62	H Chicago, Ill.	W, 76-74
3/16/83	H Chicago, Ill.**	W, 76-73
11/24/11	N Orlando, Fla.#	L, 85-86
12/29/19	A Minneapolis, Minn.	W, 73-68
11/14/22	A Minneapolis, Minn.	W, 69-53

^ - Olympic Tournament (Chicago, Ill.)  
# - Old Spice Classic (Orlando, Fla.)

**Ole Miss (1-2)**

H: 1-1 | A: 0-0 | N: 0-1

Date	Location	Result
3/25/83	H Chicago, Ill.**	W, 75-67
12/20/07	N San Juan, P.R.^	L, 63-69
12/1/11	H Chicago, Ill.%	L, 68-70

^ - San Juan Shootout (San Juan, P.R.)  
# - BIG EAST/SEC Challenge (Rosemont, Ill.)

**Mississippi State (1-1)**

H: 0-0 | A: 0-0 | N: 1-1

Date	Location	Result
12/28/88	N New Orleans, La.^	W, 62-60
12/10/09	N Tampa, Fla.#	L, 45-76

^ - USF&G Sugar Bowl Tournament (New Orleans, La.)  
# - BIG EAST/SEC Invitational (Tampa, Fla.)

**Mississippi Valley State (1-0)**

H: 1-0 | A: 0-0 | N: 0-0

Date	Location	Result
11/14/11	H Chicago, Ill.	W, 80-70

**Missouri (3-2)**

H: 1-0 | A: 2-1 | N: 0-1

Date	Location	Result
1/2/80	A Columbia, Mo.	W, 92-79
11/24/97	N Lahaina, Hawaii^	L, 42-45
12/6/00	A Columbia, Mo.	L, 84-99
12/29/01	H Chicago, Ill.	W, 63-62
3/15/05	A Columbia, Mo.**	W, 75-70

^ - Maui Invitational (Lahaina, Hawaii)

**Missouri-St. Louis (1-0)**

H: 1-0 | A: 0-0 | N: 0-0

Date	Location	Result
2/3/70	H Chicago, Ill.	W, 87-74

**Missouri State (1-1)**

H: 1-0 | A: 0-0 | N: 0-1

Date	Location	Result
11/23/16	H Chicago, Ill.	W, 68-66
12/23/16	N Las Vegas, Nev.^	L, 58-69

^ - Continental Tire Las Vegas Classic (Las Vegas, Nev.)

**Monmouth (2-0)**

H: 2-0 | A: 0-0 | N: 0-0

Date	Location	Result
2/16/87	H Chicago, Ill.	W, 88-53

12/6/99	H	Chicago, Ill.	W, 69-62	11/24/89	N	New York, N.Y.#	L, 53-88	<b>UNC Wilmington (2-0)</b>			
				2/3/02	A	Las Vegas, Nev.	L, 75-90	H: 2-0   A: 0-0   N: 0-0			
				1/11/03	H	Chicago, Ill.	L, 70-75	<u>Date</u> <u>Location</u> <u>Result</u>			
				^ - Maui Classic (Lahaina, Hawaii)				12/2/86	H	Chicago, Ill.	W, 63-44
				# - Dodge Preseason NIT (New York, N.Y.)				11/24/98	H	Chicago, Ill.	W, 78-63
<b>Morgan State (1-1)</b>				<b>New Mexico (0-2)</b>				<b>North Carolina A&amp;T (1-1)</b>			
H: 1-1   A: 0-0   N: 0-0				H: 0-0   A: 0-2   N: 0-0				H: 1-1   A: 0-0   N: 0-0			
<u>Date</u> <u>Location</u> <u>Result</u>				<u>Date</u> <u>Location</u> <u>Result</u>				<u>Date</u> <u>Location</u> <u>Result</u>			
12/10/08	H	Chicago, Ill.	L, 75-79	2/12/30	A	Albuquerque, N.M.	L, 23-26	12/22/88	H	Chicago, Ill.^	W, 73-52
11/12/18	H	Chicago, Ill.	W, 91-63	11/13/98	A	Albuquerque, N.M.^	L, 81-82	11/24/07	H	Chicago, Ill.	L, 93-96
				^ - BCA Classic (Albuquerque, N.M.)				^ - Old Style Classic (Rosemont, Ill.)			
<b>Morningside (2-0)</b>				<b>New Mexico State (0-1)</b>				<b>NC State (4-3)</b>			
H: 2-0   A: 0-0   N: 0-0				H: 0-0   A: 0-0   N: 0-1				H: 3-0   A: 0-2   N: 1-1			
<u>Date</u> <u>Location</u> <u>Result</u>				<u>Date</u> <u>Location</u> <u>Result</u>				<u>Date</u> <u>Location</u> <u>Result</u>			
12/29/47	H	Chicago, Ill.	W, 84-34	3/20/92	N	Tempe, Ariz.*	L, 73-81	1947-48	N	New York, N.Y.**	W, 75-64
12/27/51	H	Chicago, Ill.	W, 88-54					2/2/87	H	Chicago, Ill.	W, 84-62
				<b>NYU (0-4)</b>				1/31/88	A	Raleigh, N.C.	L, 66-71
<b>Muhlenberg (1-0)</b>				H: 0-1   A: 0-0   N: 0-3				2/4/89	H	Chicago, Ill.	W, 81-74
H: 1-0   A: 0-0   N: 0-0				<u>Date</u> <u>Location</u> <u>Result</u>				11/17/89	H	Chicago, Ill.^	W, 70-63
<u>Date</u> <u>Location</u> <u>Result</u>				1941-42	H	Chicago, Ill.	L, 37-38	2/10/90	A	Raleigh, N.C.	L, 71-80
1943-44	N	New York, N.Y.	W, 68-45	1947-48	N	New York, N.Y.**	L, 59-73	12/7/91	N	Charlotte, N.C.#	L, 83-97
				1963-64	N	New York, N.Y.**	L, 66-79	^ - Dodge Preseason NIT (Rosemont, Ill.)			
				1965-66	N	New York, N.Y.**	L, 65-88	# - Diet Pepsi Tournament of Champions (Charlotte, N.C.)			
<b>Murray State (2-1)</b>				<b>Niagara (16-7)</b>				<b>North Central (9-2)</b>			
H: 0-1   A: 0-0   N: 2-0				H: 8-2   A: 8-5   N: 0-0				H: 4-0   A: 5-2   N: 0-0			
<u>Date</u> <u>Location</u> <u>Result</u>				<u>Date</u> <u>Location</u> <u>Result</u>				<u>Date</u> <u>Location</u> <u>Result</u>			
1/14/46	N	Paducah, Ky.	W, 65-43	1931-32	A	Lewiston, N.Y.	L, 25-30	2/5/10	A	Naperville, Ill.	L, 10-48
1/13/47	N	Paducah, Ky.	W, 50-47	1/18/47	A	Lewiston, N.Y.	W, 58-51	2/13/31	A	Naperville, Ill.	W, 27-18
12/11/01	H	Chicago, Ill.	L, 65-69	1/17/48	A	Lewiston, N.Y.	W, 56-53	1/30/33	A	Naperville, Ill.	L, 25-26
				1/15/49	A	Lewiston, N.Y.	L, 53-57	12/18/33	H	Chicago, Ill.	W, 33-24
<b>Navy (0-1)</b>				1/30/65	H	Chicago, Ill.	W, 97-59	1/29/34	A	Naperville, Ill.	W, 30-24
H: 0-0   A: 0-0   N: 0-1				1/18/66	A	Chicago, Ill.	W, 81-61	2/4/35	H	Chicago, Ill.	WQ, 30-20
<u>Date</u> <u>Location</u> <u>Result</u>				1/27/67	W	Chicago, Ill.	W, 78-65	2/17/36	A	Naperville, Ill.	W, 41-35
12/27/85	N	Atlanta, Ga.^	L, 64-67	1/16/68	A	Lewiston, N.Y.	W, 79-72	2/1/37	A	Naperville, Ill.	W, 35-26
^ - Cotton States Classic (Atlanta, Ga.)				2/3/69	H	Chicago, Ill.	W, 83-74	3/5/37	H	Chicago, Ill.	W, 47-24
<b>Navy Pier (5-0)</b>				2/7/70	A	Lewiston, N.Y.	L, 73-79	2/26/51	H	Chicago, Ill.	W, 101-70
H: 3-0   A: 2-0   N: 0-0				1/25/71	H	Chicago, Ill.	L, 72-83	12/4/51	A		W, 74-63
<u>Date</u> <u>Location</u> <u>Result</u>				12/11/71	A	Lewiston, N.Y.	L, 87-108				
1942-43	A		W, 51-28	2/24/73	H	Chicago, Ill.	W, 87-81	<b>North Dakota (6-3)</b>			
1942-43	H	Chicago, Ill.	W, 73-32	1/7/74	A	Lewiston, N.Y.	L, 61-81	H: 6-1   A: 0-2   N: 0-0			
1943-44	A		W, 65-51	1/6/75	H	Chicago, Ill.	L, 63-64	<u>Date</u> <u>Location</u> <u>Result</u>			
1943-44	H	Chicago, Ill.	W, 58-37	1/17/76	A	Lewiston, N.Y.	L, 61-81	12/8/36	H	Chicago, Ill.	L, 34-36
1944-45	H	Chicago, Ill.	W, 61-41	12/22/76	H	Chicago, Ill.	W, 66-58	12/11/37	A	Grand Forks, N.D.	L, 48-49 (OT)
				12/1/87	H	Chicago, Ill.	W, 88-87	12/12/59	H	Chicago, Ill.	W, 85-43
<b>Nebraska (4-1)</b>				12/10/88	A	Lewiston, N.Y.	W, 82-75	12/9/60	H	Chicago, Ill.	W, 83-62
H: 2-1   A: 1-0   N: 1-0				1/17/90	H	Chicago, Ill.	W, 73-58	12/9/61	H	Chicago, Ill.	W, 72-51
<u>Date</u> <u>Location</u> <u>Result</u>				2/16/91	A	Lewiston, N.Y.	W, 73-58	11/30/63	H	Chicago, Ill.	W, 80-50
3/4/08	H	Chicago, Ill.	L, 18-25	12/21/96	A	Lewiston, N.Y.	W, 68-60	12/5/64	H	Chicago, Ill.	W, 86-58
12/22/33	H	Chicago, Ill.	W, 35-11	1/13/98	H	Chicago, Ill.	W, 68-58	1/4/66	A	Grand Forks, N.D.	L, 74-85
2/24/39	A	Lincoln, Neb.	W, 37-33					12/3/66	H	Chicago, Ill.	W, 82-47
12/11/43	H	Chicago, Ill.	W, 55-14	<b>Nicholls State (1-0)</b>				<b>North Dakota State (2-0)</b>			
3/28/83	N	New York, N.Y.**	W, 68-58	H: 1-0   A: 0-0   N: 0-0				H: 2-0   A: 0-0   N: 0-0			
				<u>Date</u> <u>Location</u> <u>Result</u>				<u>Date</u> <u>Location</u> <u>Result</u>			
<b>Nebraska-Omaha (2-0)</b>				12/9/99	H	Chicago, Ill.	W, 67-43	1929-30	H	Chicago, Ill.	W, 22-14
H: 2-0   A: 0-0   N: 0-0								1930-31	H	Chicago, Ill.	W, 31-23
<u>Date</u> <u>Location</u> <u>Result</u>				<b>Norfolk State (1-0)</b>				<b>North Texas (2-0)</b>			
1939-40	H	Chicago, Ill.	W, 46-29	H: 0-0   A: 0-0   N: 1-0				H: 1-0   A: 1-0   N: 0-0			
1940-41	H	Chicago, Ill.	W, 40-25	<u>Date</u> <u>Location</u> <u>Result</u>				<u>Date</u> <u>Location</u> <u>Result</u>			
				11/23/15	N	U.S. Virgin Islands^	W, 82-78	2/2/80	H	Chicago, Ill.	W, 102-71
<b>Nebraska Wesleyan (1-0)</b>				^ - Paradise Jam (St. Thomas, U.S. Virgin Islands)				12/16/80	A	Denton, Texas	W, 92-86
H: 1-0   A: 0-0   N: 0-0				<b>North Carolina (1-4)</b>				<b>Northeastern Illinois (3-0)</b>			
<u>Date</u> <u>Location</u> <u>Result</u>				H: 1-1   A: 0-2   N: 0-1				H: 3-0   A: 0-0   N: 0-0			
12/2/57	H	Chicago, Ill.	W, 71-45	<u>Date</u> <u>Location</u> <u>Result</u>				<u>Date</u> <u>Location</u> <u>Result</u>			
				12/21/46	H	Chicago, Ill.	W, 60-53	12/4/91	H	Chicago, Ill.	W, 100-77
<b>Nevada (2-0)</b>				1/5/89	H	Chicago, Ill.	L, 67-87	12/18/92	H	Chicago, Ill.	W, 90-83
H: 1-0   A: 1-0   N: 0-0				12/16/89	A	Chapel Hill, N.C.	L, 51-70	12/14/93	H	Chicago, Ill.	W, 82-55
<u>Date</u> <u>Location</u> <u>Result</u>				12/29/90	N	Orlando, Fla.^	L, 75-90				
1929-30	A	Reno, Nev.	W, 25-24	3/18/03	A	Chapel Hill, N.C.**	L, 72-83				
12/20/69	H	Chicago, Ill.	W, 104-71	^ - Red Lobster Classic (Orlando, Fla.)							
				<b>UNLV (0-5)</b>							
				H: 0-1   A: 0-1   N: 0-3							
				<u>Date</u> <u>Location</u> <u>Result</u>							
				11/25/88	N	Lahaina, Hawaii^	L, 77-86				
				3/18/89	N	Boise, Idaho*	L, 70-85				



**Northern Illinois (26-6)**

H: 17-1 | A: 9-5 | N: 0-0

Date	Location	Result
1/9/25	A DeKalb, Ill.	W, 12-9
2/2/26	A DeKalb, Ill.	L, 21-32
2/9/26	H Chicago, Ill.	W, 34-19
1/22/35	A DeKalb, Ill.	W, 23-12
2/14/49	H Chicago, Ill.	W, 67-49
12/22/50	A DeKalb, Ill.	W, 78-57
12/12/51	A DeKalb, Ill.	L, 69-74
1/27/68	H Chicago, Ill.	W, 57-55
1/4/69	H Chicago, Ill.	W, 81-79
1/31/70	H Chicago, Ill.	W, 88-73
2/25/70	A DeKalb, Ill.	L, 76-87
12/2/78	H Chicago, Ill.	W, 108-86
12/12/79	A DeKalb, Ill.	W, 57-55 (OT)
12/8/80	H Chicago, Ill.	W, 93-56
12/30/81	A DeKalb, Ill.	W, 55-46
12/15/82	H Chicago, Ill.	W, 69-45
11/26/83	A DeKalb, Ill.	W, 73-58
11/24/84	H Chicago, Ill.	W, 59-58
11/30/85	A DeKalb, Ill.	W, 63-61
11/29/86	H Chicago, Ill.	W, 78-51
3/7/90	H Chicago, Ill.	W, 69-51
1/15/91	A DeKalb, Ill.	L, 61-70
12/18/91	H Chicago, Ill.	W, 90-77
12/23/99	H Chicago, Ill.	W, 82-61
12/23/00	H Chicago, Ill.	W, 78-67
11/23/02	A DeKalb, Ill.	W, 63-48
11/27/04	H Chicago, Ill.	L, 69-84
11/28/05	A DeKalb, Ill.	L, 68-77
12/2/10	H Chicago, Ill.	W, 86-84
12/14/11	A DeKalb, Ill.	W, 75-52
12/16/12	H Chicago, Ill.	W, 69-64
12/2/14	H Chicago, Ill.	W, 78-67

**Northern Iowa (2-0)**

H: 1-0 | A: 0-0 | N: 1-0

Date	Location	Result
1/29/86	H Chicago, Ill.	W, 96-535
11/20/09	N U.S. Virgin Islands^	W, 60-52

^ - Paradise Jam (St. Thomas, U.S. Virgin Islands)

**Northern Kentucky (1-0)**

H: 1-0 | A: 0-0 | N: 0-0

Date	Location	Result
11/26/21	H Chicago, Ill.^	W, 77-68

^ - Blue Demon Classic (Chicago, Ill.)

**Northwestern (21-15)**

H: 15-3 | A: 6-12 | N: 0-0

Date	Location	Result
2/21/12	A Evanston, Ill.	L, 17-34
12/12/70	A Evanston, Ill.	L, 77-91
2/15/72	H Chicago, Ill.	W, 74-72
12/5/72	H Chicago, Ill.	W, 88-80
12/8/73	A Evanston, Ill.	L, 65-76
12/30/74	H Chicago, Ill.	W, 77-63
12/18/75	A Evanston, Ill.	W, 65-57
12/1/76	A Evanston, Ill.	W, 75-73 (OT)
12/17/77	H Chicago, Ill.	W, 83-79
12/19/78	H Chicago, Ill.	W, 90-83 (OT)
12/21/79	A Evanston, Ill.^	W, 81-75
12/20/80	H Chicago, Ill.^	W, 62-54
12/21/83	H Chicago, Ill.**	W, 65-63
12/22/84	H Chicago, Ill.	W, 61-56
12/19/85	A Evanston, Ill.	W, 70-67
12/22/86	H Chicago, Ill.	W, 72-54
12/21/87	A Evanston, Ill.	L, 64-78
3/16/94	A Evanston, Ill.**	L, 68-69
12/17/94	H Chicago, Ill.	W, 84-49
12/16/95	A Evanston, Ill.	W, 71-61
12/7/96	H Chicago, Ill.	L, 56-58

12/6/97	A Evanston, Ill.	L, 59-72
3/10/99	H Chicago, Ill.**	W, 69-64
11/25/03	H Chicago, Ill.	W, 65-53
12/15/04	A Evanston, Ill.	L, 52-56
11/26/05	H Chicago, Ill.	W, 59-49
11/14/06	A Evanston, Ill.	L, 39-49
11/17/07	H Chicago, Ill.	W, 54-53
12/6/08	A Evanston, Ill.	L, 36-63
12/27/13	A Evanston, Ill.	W, 57-56
12/19/15	H Chicago, Ill.	L, 70-78 (OT)
12/3/16	A Evanston, Ill.	L, 64-80
12/16/17	H Chicago, Ill.	L, 60-62
12/8/18	A Evanston, Ill.	L, 68-75
12/21/19	H Chicago, Ill.	W, 83-78
12/17/22	A Evanston, Ill.	L, 45-83

**Northwestern State (1-0)**

H: 1-0 | A: 0-0 | N: 0-0

Date	Location	Result
12/29/06	H Chicago, Ill.	W, 97-67

**Notre Dame (44-62)**

H: 30-22 | A: 13-38 | N: 1-2

Date	Location	Result
2/24/12	A South Bend, Ind.	L, 11-58
3/7/12	H Chicago, Ill.	L, 20-32
1/30/43	H Chicago, Ill.	L, 47-50
2/5/44	H Chicago, Ill.	W, 61-45
2/2/45	H Chicago, Ill.	W, 56-52
1/5/46	A South Bend, Ind.	L, 42-43
2/23/46	H Chicago, Ill.	W, 63-47
2/17/47	A South Bend, Ind.	L, 45-80
2/28/47	H Chicago, Ill.	W, 61-50
1/10/48	A South Bend, Ind.	L, 46-52
2/14/48	H Chicago, Ill.	W, 50-46
1/11/49	A South Bend, Ind.	W, 59-38
2/19/49	H Chicago, Ill.	L, 49-54
1/11/50	A South Bend, Ind.	L, 53-58
2/18/50	H Chicago, Ill.	W, 68-58
2/10/51	H Chicago, Ill.	W, 68-54
2/16/51	A South Bend, Ind.	L, 55-61
2/14/52	A South Bend, Ind.	L, 70-76
3/1/52	H Chicago, Ill.	L, 77-78
1/31/53	H Chicago, Ill.	W, 83-56
2/25/53	A South Bend, Ind.	L, 67-93
2/6/54	H Chicago, Ill.	L, 53-59
2/15/54	A South Bend, Ind.	L, 71-86
2/26/55	H Chicago, Ill.	W, 81-77
3/1/55	A South Bend, Ind.	L, 61-72
1/7/56	A South Bend, Ind.	W, 77-74 (OT)
2/25/56	H Chicago, Ill.	W, 80-74
2/23/57	A South Bend, Ind.	L, 80-95
3/2/57	H Chicago, Ill.	L, 73-85
1/15/58	A South Bend, Ind.	L, 61-79
3/4/58	H Chicago, Ill.	L, 71-75
1/13/59	H Chicago, Ill.	W, 69-66
2/21/59	A South Bend, Ind.	L, 67-76
1/12/60	H Chicago, Ill.	L, 70-73
2/20/60	A South Bend, Ind.	L, 58-70
1/17/61	A South Bend, Ind.	L, 58-61
2/25/61	H Chicago, Ill.	W, 78-57
1/16/62	A South Bend, Ind.	L, 80-88
3/3/62	H Chicago, Ill.	W, 87-80
1/9/63	A South Bend, Ind.	L, 62-82
1/16/63	H Chicago, Ill.	W, 83-69
1/8/64	H Chicago, Ill.	W, 86-73
2/5/64	A South Bend, Ind.	W, 90-75
2/10/65	A South Bend, Ind.	L, 59-62
2/27/65	H Chicago, Ill.	L, 67-83
1/15/66	H Chicago, Ill.	W, 97-71
2/23/66	A South Bend, Ind.	W, 79-71

1/14/67	H Chicago, Ill.	L, 72-76
2/8/67	A South Bend, Ind.	L, 68-75
1/13/68	H Chicago, Ill.	L, 68-75
2/6/68	A South Bend, Ind.	L, 85-91 (OT)
1/11/69	A South Bend, Ind.	L, 60-66
2/5/69	H Chicago, Ill.	L, 73-85
1/14/70	A South Bend, Ind.	L, 73-96
2/13/71	H Chicago, Ill.	L, 76-107
2/12/72	A South Bend, Ind.	L, 78-93
1/11/73	H Chicago, Ill.	L, 67-72
1/31/74	A South Bend, Ind.	L, 72-101
2/22/75	H Chicago, Ill.	W, 75-70
1/28/76	A South Bend, Ind.	L, 68-89
3/7/77	H Chicago, Ill.	L, 68-76
2/12/78	A South Bend, Ind.	W, 69-68 (OT)
3/19/78	N Lawrence, Kan.*	L, 64-84
3/2/79	H Chicago, Ill.	W, 76-72
2/27/80	A South Bend, Ind.	L, 74-76 (2OT)
3/8/81	H Chicago, Ill.	W, 74-64
2/28/82	A South Bend, Ind.	W, 81-69
2/26/83	H Chicago, Ill.	W, 55-53
2/11/84	A South Bend, Ind.	W, 62-54
12/8/84	H Chicago, Ill.	W, 95-83
1/19/85	A South Bend, Ind.	W, 71-66
1/11/86	H Chicago, Ill.	L, 54-70
2/25/86	A South Bend, Ind.	L, 59-70
1/10/87	H Chicago, Ill.	W, 59-54
2/25/87	A South Bend, Ind.	L, 62-73
12/12/87	H Chicago, Ill.	W, 73-69 (OT)
1/16/88	A South Bend, Ind.	W, 77-71
3/1/89	A South Bend, Ind.	L, 60-67
3/11/89	H Chicago, Ill.	W, 73-70
2/20/90	A South Bend, Ind.	W, 63-62
3/10/90	H Chicago, Ill.	W, 64-59
2/20/91	A South Bend, Ind.	L, 77-80 (OT)
3/9/91	H Chicago, Ill.	W, 80-56
1/29/92	A South Bend, Ind.	L, 69-74
3/7/92	H Chicago, Ill.	W, 66-65
2/21/93	H Chicago, Ill.	W, 70-62
2/20/94	A South Bend, Ind.	W, 73-63
12/10/94	H Chicago, Ill.	W, 61-48
12/1/01	H Chicago, Ill.	L, 55-82
12/14/02	A South Bend, Ind.	L, 71-102
12/14/03	H Chicago, Ill.	L, 69-82
12/11/04	A South Bend, Ind.	W, 84-73
1/7/06	H Chicago, Ill.	W, 73-67
3/4/06	A South Bend, Ind.	L, 61-66
2/8/07	H Chicago, Ill.	W, 67-66
2/20/07	A South Bend, Ind.	L, 54-78
2/2/08	A South Bend, Ind.	L, 80-89
3/2/08	H Chicago, Ill.	L, 91-98
12/31/08	H Chicago, Ill.	L, 82-92
1/23/10	A South Bend, Ind.	L, 77-87
2/3/11	H Chicago, Ill.	L, 58-83
2/11/12	A South Bend, Ind.	L, 76-84
2/2/13	H Chicago, Ill.	L, 71-79 (OT)
2/13/13	A South Bend, Ind.	L, 78-82 (OT)
11/11/17	H Chicago, Ill.	L, 58-72
11/24/18	A South Bend, Ind.	L, 70-95

**Ohio (6-3)**

H: 4-1 | A: 2-1 | N: 0-1

Date	Location	Result
12/17/59	H Chicago, Ill.	W, 77-54
1/10/61	A Athens, Ohio	W, 69-60
2/15/82	H Chicago, Ill.	W, 83-61
2/14/83	A Athens, Ohio	L, 62-63 (2OT)
11/30/83	H Chicago, Ill.	W, 69-45
12/5/01	H Chicago, Ill.	L, 75-77
12/10/02	H Chicago, Ill.	W, 73-65
12/9/03	A Athens, Ohio	W, 63-60
12/23/14	N Honolulu, Hawaii^	L, 78-99

^ - Diamond Head Classic (Honolulu, Hawaii)

1/2/05 H Chicago, Ill.  
12/17/05 A Norfolk, Va.W, 73-60  
L, 43-871/9/86 H Chicago, Ill. W, 70-57  
12/30/86 A Malibu, Calif. W, 92-75  
11/28/87 H Chicago, Ill. L, 76-84 (OT)  
12/1/90 A Malibu, Calif. W, 85-64**Ohio State (4-4)**

H: 3-2 | A: 1-1 | N: 0-1

Date	Location	Result
2/25/44	H Chicago, Ill.	W, 61-49
3/5/49	H Chicago, Ill.	L, 51-63
12/3/49	A Columbus, Ohio	W, 70-68
1/9/50	H Chicago, Ill.	L, 62-70
3/3/51	H Chicago, Ill.	W, 94-67
12/28/55	A Columbus, Ohio	L, 72-83
11/26/88	N Lahaina, Hawaii^	L, 70-72
11/15/89	H Chicago, Ill. #	W, 71-53

^ - Maui Classic (Lahaina, Hawaii)  
# - Preseason NIT (Columbus, Ohio)**Oklahoma (3-1)**

H: 2-0 | A: 0-0 | N: 1-1

Date	Location	Result
1941-42	H Chicago, Ill.	W, 40-26
12/13/47	H Chicago, Ill.	W, 71-61
3/15/86	N Greensboro, N.C.*	W, 74-69
12/23/92	N Lahaina, Hawaii^	L, 94-108

^ - Maui Invitational (Lahaina, Hawaii)

**Oklahoma City (2-1)**

H: 0-0 | A: 2-1 | N: 0-0

Date	Location	Result
1/3/49	A Oklahoma City, Okla.	W, 43-41
12/30/64	A Oklahoma City, Okla.^	W, 67-60
12/28/70	A Oklahoma City, Okla.#	L, 69-73

^ - Oklahoma City Tournament (Oklahoma City, Okla.)  
# - All College Tournament (Oklahoma City, Okla.)**Oklahoma State (8-13)**

H: 4-6 | A: 3-3 | N: 1-4

Date	Location	Result
3/14/40	N New York, N.Y.**	L, 22-23
3/22/44	N New York, N.Y.**	W, 41-38
2/10/45	H Chicago, Ill.	W, 48-46
3/29/45	N New York, N.Y.^	L, 44-52
12/5/45	A Stillwater, Okla.	W, 46-42
2/8/46	H Chicago, Ill. #	L, 38-46
1/31/47	H Chicago, Ill. #	L, 37-44
1/29/48	H Chicago, Ill.	W, 32-31
1/5/49	A Stillwater, Okla.	W, 39-32
1/29/49	H Chicago, Ill.	L, 26-37
1/4/50	A Stillwater, Okla.	W, 41-40
1/28/50	H Chicago, Ill.	L, 45-53
12/6/50	A Stillwater, Okla.	L, 53-60 (2OT)
2/1/51	H Chicago, Ill.	L, 57-73
1/4/52	A Stillwater, Okla.	L, 49-52
2/9/52	H Chicago, Ill.	W, 53-50
12/17/52	A Stillwater, Okla.	L, 51-62
1/24/53	H Chicago, Ill.	W, 58-47
12/22/90	H Chicago, Ill. %	L, 70-72
11/25/10	N Anaheim, Calif.\$	L, 56-60
11/20/22	N Nassau, Bahamas&	L, 78-82

^ - Red Cross Benefit Game (New York, N.Y.)

# - Stadium Round Robin (Chicago, Ill.)

% - Old Style Classic (Rosemont, Ill.)

\$ - 76 Classic (Anaheim, Calif.)

&amp; - BahaMar Hoops (Nassau, Bahamas)

**Old Dominion (5-3)**

H: 3-1 | A: 2-2 | N: 0-0

Date	Location	Result
1/10/81	H Chicago, Ill.	L, 62-63
1/16/82	A Norfolk, Va.	W, 70-60
1/14/85	H Chicago, Ill.	W, 64-58
2/11/86	A Norfolk, Va.	L, 53-66
12/20/86	H Chicago, Ill.	W, 72-61
1/23/88	A Norfolk, Va.	W, 95-88

**Olympic Club (1-0)**

H: 0-0 | A: 1-0 | N: 0-0

Date	Location	Result
1929-30	A	W, 35-21

**Oral Roberts (2-0)**

H: 1-0 | A: 1-0 | N: 0-0

Date	Location	Result
2/4/78	H Chicago, Ill.	W, 63-57
2/3/79	A Tulsa, Okla.	W, 75-72

**Oregon (2-1)**

H: 2-0 | A: 0-0 | N: 0-1

Date	Location	Result
12/25/39	H Chicago, Ill.	W, 39-37
12/20/41	H Chicago, Ill.	W, 27-23
11/24/17	N Portland, Ore.^	L, 79-89 (OT)

^ - PK80 Invitational (Portland, Ore.)

**Oregon State (2-1)**

H: 2-0 | A: 0-1 | N: 0-0

Date	Location	Result
12/21/45	H Chicago, Ill.	W, 59-40
12/1/13	H Chicago, Ill.	W, 93-81
12/18/14	A Corvallis, Ore.	L, 59-90

**Pacific Coast Club (1-0)**

H: 0-0 | A: 1-0 | N: 0-0

Date	Location	Result
1929-30	A	W, 36-28

**Paris (France) (1-0)**

H: 1-0 | A: 0-0 | N: 0-0

Date	Location	Result
1/10/56	H Chicago, Ill.	W, 71-45

**Parsons (3-0)**

H: 3-0 | A: 0-0 | N: 0-0

Date	Location	Result
12/15/69	H Chicago, Ill.	W, 101-79
12/14/70	H Chicago, Ill.	W, 86-71
12/20/71	H Chicago, Ill.	W, 93-75

**Penn (1-1)**

H: 0-1 | A: 0-0 | N: 1-0

Date	Location	Result
3/14/53	H Chicago, Ill.*	L, 70-90
3/26/79	N Salt Lake City, Utah*	W, 96-93

**Penn State (7-1)**

H: 4-0 | A: 1-1 | N: 2-0

Date	Location	Result
12/26/38	H Chicago, Ill.	W, 31-23
12/10/55	H Chicago, Ill.	W, 84-62
12/30/68	N Philadelphia, Pa.^	W, 83-63
12/28/77	N Rochester, N.Y.#	W, 82-67
1/2/82	H Chicago, Ill.	W, 86-60
12/12/84	A University Park, Pa.	W, 78-61
11/17/15	A University Park, Pa.%	L, 62-68
11/15/18	H Chicago, Ill.%	W, 72-70 (OT)

^ - Quaker City Tournament (Philadelphia, Pa.)

# - Kodak Classic (Rochester, N.Y.)

% - Gavitt Tipoff Games

**Pepperdine (6-1)**

H: 3-1 | A: 3-0 | N: 0-0

Date	Location	Result
1/8/83	H Chicago, Ill.	W, 78-73
1/5/84	A Malibu, Calif.	W, 81-73
2/9/85	H Chicago, Ill.	W, 90-65

**Pitt (2-9)**

H: 2-4 | A: 0-5 | N: 0-0

Date	Location	Result
12/12/36	H Chicago, Ill.	W, 41-37 (OT)
1/12/06	A Pittsburgh, Pa.	L, 65-73
1/10/07	H Chicago, Ill.	L, 49-59
3/9/08	A Pittsburgh, Pa.	L, 79-98
2/7/09	H Chicago, Ill.	L, 69-92
2/21/09	A Pittsburgh, Pa.	L, 61-80
12/28/09	A Pittsburgh, Pa.	L, 52-65
1/22/11	H Chicago, Ill.	L, 50-80
1/15/12	H Chicago, Ill.	W, 84-81
1/26/13	A Pittsburgh, Pa.	L, 55-93
3/9/13	H Chicago, Ill.	L, 66-81

**Portland (6-0)**

H: 4-0 | A: 1-0 | N: 1-0

Date	Location	Result
2/9/57	H Chicago, Ill.	W, 74-69
1/18/58	H Chicago, Ill.	W, 79-76 (OT)
3/7/59	A Portland, Ore.*	W, 57-56
1/11/64	H Chicago, Ill.	W, 111-83
2/19/65	H Chicago, Ill.	W, 77-64
11/26/17	N Portland, Ore.^	W, 82-69

^ - PK80 Invitational (Portland, Ore.)

**Princeton (3-0)**

H: 2-0 | A: 0-0 | N: 1-0

Date	Location	Result
1/26/83	H Chicago, Ill.	W, 51-41
1/25/84	H Chicago, Ill.	W, 50-39
1/29/85	N East Rutherford, N.J.	W, 56-42

**Providence (13-38)**

H: 8-15 | A: 4-21 | N: 1-2

Date	Location	Result
2/16/61	A Providence, R.I.	L, 77-81
3/1961	N New York, N.Y.**	L, 67-73
12/18/61	H Chicago, Ill.	W, 68-63
2/7/63	A Providence, R.I.	L, 59-77
12/14/63	H Chicago, Ill.	W, 82-64
2/4/65	A Providence, R.I.	L, 70-72
2/14/66	H Chicago, Ill.	L, 57-61
2/28/67	A Providence, R.I.	L, 67-68
2/12/68	H Chicago, Ill.	L, 60-71
1/30/69	A Providence, R.I.	L, 62-82
12/22/69	H Chicago, Ill.	L, 78-79
2/25/71	A Providence, R.I.	L, 64-74
12/18/71	H Chicago, Ill.	L, 64-75
12/23/72	A Providence, R.I.	L, 80-107
12/22/73	H Chicago, Ill.	L, 75-93
12/21/74	A Providence, R.I.	L, 71-85
1/3/76	H Chicago, Ill.	W, 91-66
2/9/77	A Providence, R.I.	L, 73-84
1/28/78	H Chicago, Ill.	W, 78-68
1/9/79	A Providence, R.I.	W, 84-75
1/21/06	A Providence, R.I.	L, 75-76
2/7/06	H Chicago, Ill.	L, 60-61
1/5/08	H Chicago, Ill.	W, 70-65
2/5/08	A Providence, R.I.	L, 65-79
1/3/09	A Providence, R.I.	L, 54-62
3/11/09	N New York, N.Y.^	L, 74-83
1/14/10	H Chicago, Ill.	L, 62-79
2/17/11	A Providence, R.I.	W, 79-76
2/25/12	H Chicago, Ill.	L, 72-77
1/5/13	A Providence, R.I.	W, 83-73
2/1/14	H Chicago, Ill.	L, 72-77

2/15/14	A	Providence, R.I.	L, 61-84
1/29/15	A	Providence, R.I.	L, 72-83
2/18/15	H	Chicago, Ill.	L, 57-84
2/2/16	H	Chicago, Ill.	W, 77-70
2/27/16	A	Providence, R.I.	L, 66-87
1/10/17	H	Chicago, Ill.	W, 64-63
2/28/17	A	Providence, R.I.	L, 64-73
1/12/18	H	Chicago, Ill.	L, 64-71
2/10/18	A	Providence, R.I.	W, 80-63
1/27/19	A	Providence, R.I.	L, 67-70
2/2/19	H	Chicago, Ill.	W, 67-55
1/4/20	H	Chicago, Ill.	L, 65-66
3/7/20	A	Providence, R.I.	L, 55-93
12/27/20	A	Providence, R.I.	L, 90-95 (2OT)
2/13/21	H	Chicago, Ill.	L, 47-57
3/10/21	N	New York, N.Y.^	W, 70-62
1/1/22	H	Chicago, Ill.	L, 53-70
2/12/22	A	Providence, R.I.	L, 73-76 (OT)
1/1/23	H	Chicago, Ill.	L, 59-74
1/21/23	A	Providence, R.I.	L, 64-75

2/7/76	A	Kingston, R.I.	L, 70-71
12/30/04	H	Chicago, Ill.	W, 60-51
12/16/06	A	Kingston, R.I.	W, 89-81

**Rice (2-0)**

H: 1-0 | A: 0-0 | N: 1-0

Date	Location	Result
1/2/31	H Chicago, Ill.	W, 45-28
12/14/46	N Houston, Texas^	W, 48-44

^ - Houston Tournament (Houston, Texas)

**Ripon (1-0)**

H: 1-0 | A: 0-0 | N: 0-0

Date	Location	Result
12/27/53	H Chicago, Ill.	W, 81-36

**Robert Morris (1-0)**

H: 1-0 | A: 0-0 | N: 0-0

Date	Location	Result
11/13/16	H Chicago, Ill.	W, 78-72

**Rocky Mountain (2-0)**

H: 2-0 | A: 0-0 | N: 0-0

Date	Location	Result
12/4/71	H Chicago, Ill.	W, 108-84
12/10/73	H Chicago, Ill.	W, 91-73

**Rutgers (5-7)**

H: 3-4 | A: 2-2 | N: 0-1

Date	Location	Result
1/15/06	H Chicago, Ill.	L, 68-78 (OT)
1/13/07	A New Brunswick, N.J.	W, 60-37
1/19/08	H Chicago, Ill.	W, 75-73
1/31/09	A New Brunswick, N.J.	L, 56-75
2/16/10	H Chicago, Ill.	L, 64-68
2/27/10	A New Brunswick, N.J.	L, 62-71
3/2/11	H Chicago, Ill.	L, 64-68
1/25/12	A New Brunswick, N.J.	W, 69-64
2/16/13	H Chicago, Ill.	W, 75-69
3/12/13	N New York, N.Y.^	L, 57-76
11/17/16	H Chicago, Ill.#	L, 59-66
11/18/21	H Chicago, Ill.#	W, 73-70

^ - BIG EAST Tournament (New York, N.Y.)  
# - Gavitt Tipoff Games

**St. Ambrose (6-3)**

H: 5-1 | A: 1-2 | N: 0-0

Date	Location	Result
1/19/28	A Davenport, Iowa	L, 12-37
1927-28	H Chicago, Ill.	L, 15-33
1928-29	A Davenport, Iowa	L, 24-25
1928-29	H Chicago, Ill.	W, 20-16
2/6/47	A Davenport, Iowa	W, 54-41
12/28/51	H Chicago, Ill.	W, 84-62
12/2/52	H Chicago, Ill.	W, 82-61
1/14/55	H Chicago, Ill.	W, 104-62
11/28/75	H Chicago, Ill.	W, 85-67

**St. Bonaventure (7-10)**

H: 6-2 | A: 1-7 | N: 0-1

Date	Location	Result
2/18/61	A Allegany, N.Y.	L, 69-78
12/29/61	N Detroit, Mich.^	L, 60-70
2/12/62	H Chicago, Ill.	L, 69-88
2/9/63	A Allegany, N.Y.	L, 67-71
2/19/64	H Chicago, Ill.	W, 81-76
2/5/66	A Allegany, N.Y.	L, 69-73
1/9/67	H Chicago, Ill.	W, 76-73
1/10/68	A Allegany, N.Y.	L, 67-77
2/19/69	H Chicago, Ill.	W, 72-71 (OT)
1/21/70	A Allegany, N.Y.	L, 59-83
12/5/70	H Chicago, Ill.	L, 68-79

12/15/71	A	Allegany, N.Y.	L, 66-80
12/16/72	H	Chicago, Ill.	W, 70-68
1/9/74	A	Allegany, N.Y.	W, 79-77
12/14/74	H	Chicago, Ill.	W, 89-72
1/19/76	A	Allegany, N.Y.	L, 82-101
1/5/77	H	Chicago, Ill.	W, 85-74

^ - Motor City Classic (Detroit, Mich.)

**St. Francis (1-0)**

H: 1-0 | A: 0-0 | N: 0-0

Date	Location	Result
12/4/85	H Chicago, Ill.	W, 93-48

**St. Ignatius (0-1)**

H: 0-0 | A: 0-1 | N: 0-0

Date	Location	Result
1929-30	A	L, 31-33

**St. John's (Minn.) (2-0)**

H: 2-0 | A: 0-0 | N: 0-0

Date	Location	Result
12/7/66	H Chicago, Ill.	W, 85-64
12/8/67	H Chicago, Ill.	W, 103-55

**St. John's (22-31)**

H: 0-0 | A: 0-0 | N: 0-0

Date	Location	Result
1/27/32	A Queens, N.Y.	L, 21-35
2/24/37	A New York, N.Y.	W, 35-33
1/27/39	A New York, N.Y.	W, 40-26
3/24/44	N New York, N.Y.*	L, 39-47
1/15/48	A New York, N.Y.	W, 69-66 (2OT)
1/18/49	A New York, N.Y.	W, 61-58
1/17/50	A New York, N.Y.	W, 74-68
2/20/83	A New York, N.Y.	L, 52-64
2/4/84	H Chicago, Ill.	W, 59-57 (OT)
2/17/85	A Queens, N.Y.	L, 80-93
2/22/86	H Chicago, Ill.	W, 81-72
3/15/87	H Chicago, Ill.**	W, 83-75 (OT)
2/20/88	A New York, N.Y.	W, 65-51
2/18/89	H Chicago, Ill.	L, 64-67
11/22/89	N New York, N.Y.^	L, 52-53
2/24/90	A New York, N.Y.	L, 74-77
3/2/91	H Chicago, Ill.	W, 79-69
2/20/97	A Queens, N.Y.	L, 70-74 (OT)
12/14/99	H Chicago, Ill.	W, 71-65
2/18/06	A Queens, N.Y.	W, 52-48
1/3/07	A Queens, N.Y.	L, 53-64
1/16/07	H Chicago, Ill.	W, 71-63
1/12/08	A Queens, N.Y.	W, 60-54
2/28/09	H Chicago, Ill.	L, 63-84
1/17/10	A Queens, N.Y.	L, 47-67
3/5/10	H Chicago, Ill.	L, 82-90 (3OT)
2/23/11	A Queens, N.Y.	L, 51-76
2/1/12	H Chicago, Ill.	L, 81-87
2/20/12	A Queens, N.Y.	L, 72-79
1/19/13	H Chicago, Ill.	L, 62-71
1/30/13	A Queens, N.Y.	L, 74-79 (OT)
1/14/14	H Chicago, Ill.	W, 77-75
3/2/14	A Queens, N.Y.	L, 64-72
1/18/15	H Chicago, Ill.	W, 71-67 (OT)
2/11/15	A Queens, N.Y.	L, 78-86
2/17/16	A Queens, N.Y.	L, 65-80
2/25/16	H Chicago, Ill.	W, 83-75
1/1/17	H Chicago, Ill.	L, 73-79
1/16/17	A Queens, N.Y.	L, 68-78
1/6/18	A Queens, N.Y.	W, 91-74
2/14/18	H Chicago, Ill.	L, 76-77
1/12/19	A Queens, N.Y.	W, 79-71
3/3/19	H Chicago, Ill.	W, 92-83
3/13/19	N New York, N.Y.#	L, 74-82
1/11/20	A New York, N.Y.	L, 67-74

**Purdue (9-12)**

H: 8-4 | A: 1-7 | N: 0-1

Date	Location	Result
1/1/35	H Chicago, Ill.	L, 37-48
12/14/35	H Chicago, Ill.	L, 24-28
12/19/36	H Chicago, Ill.	L, 45-53
12/18/37	H Chicago, Ill.	L, 50-60
1939	A West Lafayette, Ind.	L, 36-43
1940	A West Lafayette, Ind.	W, 37-25
1941	H Chicago, Ill.	W, 37-33
12/12/41	A West Lafayette, Ind.	L, 26-30
12/12/42	H Chicago, Ill.	W, 45-37
2/4/44	H Chicago, Ill.	W, 39-37
1945	H Chicago, Ill.	W, 50-34
1/6/47	A West Lafayette, Ind.	L, 41-57
12/12/56	A West Lafayette, Ind.	L, 78-83
12/17/57	H Chicago, Ill.	W, 60-55
12/10/58	A West Lafayette, Ind.	L, 71-89
12/15/59	H Chicago, Ill.	W, 87-65
12/5/81	H Chicago, Ill.	W, 73-67
12/22/82	A West Lafayette, Ind.	L, 63-65
12/22/83	H Chicago, Ill.	W, 68-61
12/23/85	A West Lafayette, Ind.	L, 56-71
11/22/06	N Lahaina, Hawai'i^	L, 73-81

^ - Maui Invitational (Lahaina, Hawai'i)

**Quincy (4-0)**

H: 3-0 | A: 1-0 | N: 0-0

Date	Location	Result
12/2/50	A Quincy, Ill.	W, 79-57
1/13/53	H Chicago, Ill.	W, 103-85
1/4/54	H Chicago, Ill.	W, 99-62
12/14/54	H Chicago, Ill.	W, 72-22

**Radio Chicago (1-0)**

H: 1-0 | A: 1-0 | N: 0-0

Date	Location	Result
1944-45	H Chicago, Ill.	W, 66-28

**Regis (1-0)**

H: 1-0 | A: 1-0 | N: 0-0

Date	Location	Result
2/12/48	H Chicago, Ill.	W, 51-37

**Rhode Island (5-1)**

H: 2-0 | A: 1-1 | N: 2-0

Date	Location	Result
3/21/45	N New York, N.Y.**	W, 97-53
12/28/68	N Philadelphia, Pa.^	W, 95-86
12/16/74	H Chicago, Ill.	W, 50-48

1/25/20	H	Chicago, Ill.	L, 66-79	3/2/34	H	Chicago, Ill.	W, 40-31	1/15/27	A	L, 25-27	
1/27/21	H	Chicago, Ill.	L, 68-81	1/12/35	A	St. Louis, Mo.	W, 35-25	1930-31	A	W, 48-15	
2/20/21	A	Queens, N.Y.	W, 88-83	3/2/35	H	Chicago, Ill.	W, 36-23	11/20/35	H	Chicago, Ill.	W, 51-23
1/5/22	A	Queens, N.Y.	L, 84-89	1/11/36	A	St. Louis, Mo.	W, 40-16	12/16/46	H	Chicago, Ill.	W, 73-60
2/27/22	H	Chicago, Ill.	W, 99-94	2/8/36	H	Chicago, Ill.	W, 53-37	12/18/50	H	Chicago, Ill.	W, 79-72 (OT)
3/9/22	N	New York, N.Y.#	L, 73-92	1/11/37	H	Chicago, Ill.	W, 40-23	12/21/53	H	Chicago, Ill.	W, 81-65
12/7/22	A	Queens, N.Y.	L, 67-86	2/6/37	A	St. Louis, Mo.	W, 38-20	11/29/72	H	Chicago, Ill.	W, 79-54
2/14/23	H	Chicago, Ill.	L, 83-92 (20T)	12/19/37	H	Chicago, Ill.	W, 46-19	12/1/73	H	Chicago, Ill.	W, 82-72
^ - Preseason NIT (New York, N.Y.)											
# - BIG EAST Tournament (New York, N.Y.)											

**Saint Joseph's (10-1)**

H: 8-1 | A: 2-0 | N: 0-0

Date	Location	Result
1933-34	H Chicago, Ill.	W, 47-22
2/25/48	H Chicago, Ill.	W, 47-33
2/1/49	H Chicago, Ill.	W, 82-46
2/1/50	A Philadelphia, Pa.	W, 74-64
2/5/51	H Chicago, Ill.	W, 85-48
2/7/68	H Chicago, Ill.	W, 93-78
12/30/69	H Chicago, Ill.	L, 85-86
1/9/71	H Chicago, Ill.	W, 85-71
1/8/72	H Chicago, Ill.	W, 82-70
12/30/72	H Chicago, Ill.	W, 82-64
1/5/74	A Philadelphia, Pa.	W, 89-71

**St. Joseph's (Minn.) (1-0)**

H: 1-0 | A: 0-0 | N: 0-0

Date	Location	Result
12/18/65	H Chicago, Ill.	W, 96-74

**Saint Joseph's (Pa.) (10-6)**

H: 4-0 | A: 5-5 | N: 1-1

Date	Location	Result
2/26/37	A Philadelphia, Pa.	W, 33-27
1/12/38	A Philadelphia, Pa.	W, 38-37
2/22/40	A Philadelphia, Pa.	W, 44-36
1/17/41	A Philadelphia, Pa.	W, 52-50 (OT)
2/27/42	A Philadelphia, Pa.	L, 43-52
12/28/43	A Philadelphia, Pa.	W, 64-56
12/27/68	A Philadelphia, Pa.^	L, 64-74
3/14/81	N Dayton, Ohio*	L, 48-49
2/3/82	H Chicago, Ill.	W, 46-44 (OT)
1/31/83	H Chicago, Ill.	W, 55-54
2/7/84	A Philadelphia, Pa.	L, 45-58
1/19/95	H Chicago, Ill.	W, 76-66
12/16/96	A Philadelphia, Pa.	L, 56-71
12/17/00	H Chicago, Ill.	W, 80-76
12/21/02	A Philadelphia, Pa.	L, 62-65
11/23/09	N U.S. Virgin Islands#	W, 58-51

^ - Quaker City Tournament (Philadelphia, Pa.)

# - Paradise Jam (St. Thomas, U.S. Virgin Islands)

**St. Leo (2-0)**

H: 2-0 | A: 0-0 | N: 0-0

Date	Location	Result
2/21/69	H Chicago, Ill.	W, 86-74
2/23/74	H Chicago, Ill.	W, 89-52

**Saint Louis (34-27)**

H: 17-10 | A: 13-14 | N: 1-1

Date	Location	Result
2/16/21		L, 27-36
1/4/22		W, 28-27
1/16/25	H Chicago, Ill.	L, 11-24
2/6/25	A St. Louis, Mo.	L, 15-31
1/21/26	A St. Louis, Mo.	W, 43-37
2/19/26	H Chicago, Ill.	L, 22-38
1/10/27		W, 28-13
2/12/27		W, 31-13
2/3/28	H Chicago, Ill.	W, 31-14
1927-28		L, 17-34
2/6/34	A St. Louis, Mo.	W, 39-33

**Saint Mary's (Calif.) (6-0)**

H: 5-0 | A: 1-0 | N: 0-0

Date	Location	Result
12/17/69	H Chicago, Ill.	W, 93-89
12/5/74	H Chicago, Ill.	W, 77-70
12/4/76	H Chicago, Ill.	W, 89-75
1/4/82	H Chicago, Ill.	W, 96-72
1/9/84	A Moraga, Calif.	
1/3/85	H Chicago, Ill.	W, 76-53

**St. Mary's (Minn.) (12-4)**

H: 9-2 | A: 3-2 | N: 0-0

Date	Location	Result
1/5/24	A	L, 19-22
1/19/24	H Chicago, Ill.	L, 11-23
1924-25	H Chicago, Ill.	L, 20-24
1924-25	A	W
1925-26	H Chicago, Ill.	W, 33-18
2/6/26	A	W, 36-20
12/9/26	H Chicago, Ill.	W, 30-19

**St. Norbert (9-0)**

H: 8-0 | A: 1-0 | N: 0-0

Date	Location	Result
12/1/47	H Chicago, Ill.	W, 86-39
2/28/49	H Chicago, Ill.	W, 88-65
11/28/49	H Chicago, Ill.	W, 73-45
11/28/50	H Chicago, Ill.	W, 84-70
1/11/51	A De Pere, Wis.	W, 75-64
11/20/51	H Chicago, Ill.	W, 91-45
12/8/52	H Chicago, Ill.	W, 86-58
12/7/53	H Chicago, Ill.	W, 90-47
2/7/55	H Chicago, Ill.	W, 76-61

**St. Sabina's (1-0)**

H: 1-0 | A: 0-0 | N: 0-0

Date	Location	Result
1941-42		W, 72-26

**St. Thomas (5-1)**

H: 4-0 | A: 0-0 | N: 0-0

Date	Location	Result
1924-25	H Chicago, Ill.	W, 24-16
1926-27		W, 26-23
1926-27		L, 26-27
1930-31	H Chicago, Ill.	W, 35-25
1931-32	H Chicago, Ill.	W, 38-28
1932-33	H Chicago, Ill.	W, 38-28

**St. Viator's (7-8)**

H: 5-4 | A: 2-4 | N: 0-0

Date	Location	Result
1925-26	H Chicago, Ill.	W, 27-22
1925-26	A	L, 22-45
1926-27	A	L, 20-24
1926-27	A	L, 17-29
1927-28	H Chicago, Ill.	L, 10-15
1928-29	A	W, 21-19
1928-29	H Chicago, Ill.	L, 12-20
1930-31	A	L, 12-13
1930-31	H Chicago, Ill.	L, 28-30
1931-32	H Chicago, Ill.	W, 28-24

**St. Xavier (2-0)**

H: 2-0 | A: 0-0 | N: 0-0

Date	Location	Result
2/8/75	H Chicago, Ill.	W, 94-71
1/24/76	H Chicago, Ill.	W, 102-70

**Sam Houston State (1-0)**

H: 1-0 | A: 0-0 | N: 0-0

Date	Location	Result
12/14/51	H Chicago, Ill.	W, 95-47

**Samford (1-0)**

H: 1-0 | A: 0-0 | N: 0-0

Date	Location	Result
11/30/22	H Chicago, Ill.	W, 103-98 (OT)

**San Diego State (1-0)**

H: 0-0 | A: 1-0 | N: 0-0

Date	Location	Result
12/30/80	A San Diego, Calif.^	W, 85-69

^ - Cabrillo Classic (San Diego, Calif.)

2/5/23 A South Orange, N.J. L, 64-69
3/8/23 N New York, N.Y. W, 66-65
^ - Sugar Bowl Tournament (New Orleans, La.)

San Francisco (2-4)

H: 1-2 | A: 1-1 | N: 0-1

Table with 3 columns: Date, Location, Result. Rows include 1929-30 A San Francisco, Calif. W, 37-33; 2/4/50 H Chicago, Ill. L, 51-53; 12/17/55 H Chicago, Ill. L, 59-82; 12/28/70 N Oklahoma City, Okla. L, 57-77; 1/2/92 A San Francisco, Calif. L, 56-71; 12/12/92 H Chicago, Ill. W, 91-61

^ - DePaul Invitational (Chicago, Ill.)

# - All College Tournament (Oklahoma City, Okla.)

San Jose State (1-0)

H: 1-0 | A: 0-0 | N: 0-0

Table with 3 columns: Date, Location, Result. Row: 12/19/74 H Chicago, Ill. W, 75-73 (OT)

Santa Barbara (1-0)

H: 0-0 | A: 1-0 | N: 0-0

Table with 3 columns: Date, Location, Result. Row: 1929-30 A Santa Barbara, Calif. W, 35-14

Santa Clara (3-3)

H: 2-2 | A: 1-0 | N: 0-1

Table with 3 columns: Date, Location, Result. Rows include 1/2/39 H Chicago, Ill. L, 51-57; 1/1/40 H Chicago, Ill. W, 52-50; 1/2/41 H Chicago, Ill. L, 39-43; 12/6/80 H Chicago, Ill. W, 88-71; 12/12/81 A Santa Clara, Calif. W, 80-58; 11/18/22 N Nassau, Bahamas L, 61-69

Seattle (1-0)

H: 1-0 | A: 0-0 | N: 0-0

Table with 3 columns: Date, Location, Result. Row: 12/23/64 H Chicago, Ill. W, 91-77

Seton Hall (10-23)

H: 7-8 | A: 2-13 | N: 1-1

Table with 3 columns: Date, Location, Result. Rows include 2/25/42 A South Orange, N.J. L, 33-36; 12/29/88 N New Orleans, La. L, 60-83; 12/28/02 H Chicago, Ill. W, 52-41; 12/27/03 A South Orange, N.J. L, 62-76; 2/25/06 H Chicago, Ill. W, 67-64; 2/23/08 A South Orange, N.J. L, 71-73; 2/10/09 H Chicago, Ill. L, 49-72; 2/14/10 A South Orange, N.J. L, 71-79; 1/12/11 H Chicago, Ill. L, 67-78; 1/10/12 A South Orange, N.J. L, 73-94; 3/3/12 H Chicago, Ill. W, 86-58; 1/2/13 H Chicago, Ill. L, 72-73; 1/25/14 A South Orange, N.J. L, 69-86; 2/25/14 H Chicago, Ill. W, 65-60; 1/22/15 A South Orange, N.J. W, 64-60; 2/3/15 H Chicago, Ill. W, 75-62; 1/2/16 A South Orange, N.J. L, 74-78; 3/5/16 H Chicago, Ill. L, 66-80; 1/7/17 A South Orange, N.J. L, 56-87; 2/25/17 H Chicago, Ill. L, 79-82; 1/28/18 H Chicago, Ill. L, 70-86; 2/18/18 A South Orange, N.J. L, 77-82; 1/6/19 H Chicago, Ill. W, 75-74; 1/19/19 A South Orange, N.J. W, 97-93; 12/30/19 H Chicago, Ill. L, 66-74; 1/29/20 A South Orange, N.J. L, 57-64; 1/9/21 H Chicago, Ill. L, 68-76; 2/17/21 A South Orange, N.J. L, 52-60; 1/13/22 H Chicago, Ill. W, 96-92; 2/19/22 A South Orange, N.J. L, 64-66; 1/14/23 H Chicago, Ill. L, 67-71

South Carolina (4-4)

H: 3-0 | A: 0-3 | N: 1-1

Table with 3 columns: Date, Location, Result. Rows include 12/16/61 H Chicago, Ill. W, 70-60; 2/7/72 A Columbia, S.C. L, 67-91; 1/22/73 A Columbia, S.C. L, 66-84; 1/13/82 H Chicago, Ill. W, 92-59; 3/2/83 A Columbia, S.C. L, 51-52; 3/1/84 H Chicago, Ill. W, 65-56; 11/27/99 N San Juan, P.R. W, 58-46; 11/20/15 N U.S. Virgin Islands# L, 61-76; ^ - San Juan Shootout (San Juan, Puerto Rico); # - Paradise Jame (St. Thomas, U.S. Virgin Islands)

South Dakota (1-0)

H: 1-0 | A: 0-0 | N: 0-0

Table with 3 columns: Date, Location, Result. Row: 1938-39 A Vermillion, S.D. W, 37-35

South Dakota State (1-0)

H: 1-0 | A: 0-0 | N: 0-0

Table with 3 columns: Date, Location, Result. Row: 1/9/30 H Chicago, Ill. W, 38-19

USF (16-14)

H: 9-6 | A: 7-5 | N: 0-3

Table with 3 columns: Date, Location, Result. Rows include 12/4/82 H Chicago, Ill. W, 67-55; 1/20/84 A Tampa, Fla. W, 59-50; 1/17/87 H Chicago, Ill. W, 81-55; 1/28/89 A Tampa, Fla. W, 67-59; 2/26/96 A Tampa, Fla. W, 65-61; 1/11/97 H Chicago, Ill. W, 64-54; 1/15/98 H Chicago, Ill. W, 85-77 (OT); 1/28/99 A Tampa, Fla. W, 65-58; 2/8/00 H Chicago, Ill. W, 81-69; 1/25/01 A Tampa, Fla. L, 58-72; 1/12/02 H Chicago, Ill. L, 63-70; 3/7/01 N Louisville, Ky. L, 59-63; 3/12/03 N Louisville, Ky. L, 74-76; 3/6/04 A Tampa, Fla. W, 78-66; 2/22/05 H Chicago, Ill. W, 76-69; 2/3/06 A Tampa, Fla. W, 80-66; 2/17/07 A Tampa, Fla. W, 75-62; 3/3/07 H Chicago, Ill. W, 70-54; 2/9/08 H Chicago, Ill. W, 69-61; 1/10/09 H Chicago, Ill. L, 58-80; 1/20/09 A Tampa, Fla. L, 61-70; 3/2/10 H Chicago, Ill. L, 59-63; 3/9/10 N New York, N.Y.# L, 49-58; 1/27/11 A Tampa, Fla. L, 60-71; 2/26/11 H Chicago, Ill. L, 76-86; 1/22/12 H Chicago, Ill. L, 59-75; 3/3/13 A Tampa, Fla. L, 73-83; 4/1/19 A Tampa, Fla.% L, 61-63; 4/3/19 H Chicago, Ill.% W, 100-96 (OT); 4/5/19 H Chicago, Ill.% L, 65-77; ^ - Conference USA Tournament (Louisville, Ky.); # - BIG EAST Championship; % - College Basketball Invitational

Southeast Missouri State (4-0)

H: 3-0 | A: 1-0 | N: 0-0

Table with 3 columns: Date, Location, Result. Rows include 2/5/34 A Cape Girardeau, Mo. W, 30-28; 12/21/34 H Chicago, Ill. W, 47-18; 12/31/03 H Chicago, Ill. W, 57-50; 12/19/16 H Chicago, Ill. W, 81-78; ^ - Las Vegas Classic (Rosemont, Ill.)

Southern (1-0)

H: 1-0 | A: 0-0 | N: 0-0

Table with 3 columns: Date, Location, Result. Row: 12/19/08 H Chicago, Ill.^ W, 83-46; ^ - Las Vegas Classic (Rosemont, Ill.)

USC (3-4)

H: 1-4 | A: 0-0 | N: 2-0

Table with 3 columns: Date, Location, Result. Rows include 12/11/31 N W, 20-18; 12/18/39 H Chicago, Ill. L, 42-44 (OT); 1/3/42 H Chicago, Ill. L, 48-54; 12/19/42 H Chicago, Ill. W, 49-47; 12/23/49 H Chicago, Ill. L, 52-57; 12/10/66 H Chicago, Ill. L, 79-82; 3/11/79 N Los Angeles, Calif.\* W, 89-78

Southern Illinois (2-0)

H: 1-0 | A: 1-0 | N: 0-0

Table with 3 columns: Date, Location, Result. Rows include 12/19/30 A Carbondale, Ill. W, 30-20; 12/22/52 H Chicago, Ill. W, 79-69

Southern Miss (4-5)

H: 1-3 | A: 3-2 | N: 0-0

Table with 3 columns: Date, Location, Result. Rows include 1/13/96 H Chicago, Ill. L, 67-82; 1/21/97 A Hattiesburg, Miss. L, 48-56; 1/31/98 H Chicago, Ill. L, 67-77; 2/18/99 A Hattiesburg, Miss. W, 65-64; 1/10/01 A Hattiesburg, Miss. L, 49-63; 2/15/03 A Hattiesburg, Miss. W, 74-69 (OT); 2/28/04 H Chicago, Ill. W, 80-51; 1/29/05 A Hattiesburg, Miss. W, 70-48; 11/13/13 H Chicago, Ill.^ L, 68-75; ^ - CBE Hall of Fame Classic (Rosemont, Ill.)

Spring Hill (1-0)

H: 1-0 | A: 0-0 | N: 0-0

Table with 3 columns: Date, Location, Result. Row: 12/22/70 H Chicago, Ill. W, 94-65

Stanford (2-3)

H: 1-0 | A: 0-1 | N: 1-2

Table with 3 columns: Date, Location, Result. Rows include 12/27/66 N Oklahoma City, Okla.^ L, 75-88; 12/22/92 N Lahaina, Hawaii^# W, 76-67; 11/28/10 N Anaheim, Calif.% L, 74-81 (OT); 11/30/14 H Chicago, Ill. W, 87-72; 12/15/15 A Stanford, Calif. L, 60-79; ^ - Oklahoma City Tournament (Oklahoma City, Okla.); # - Maui Invitational (Lahaina, Hawaii); % - 76 Classic (Anaheim, Calif.)

Stetson (2-0)

H: 1-0 | A: 1-0 | N: 0-0

Table with 3 columns: Date, Location, Result. Rows include 12/22/94 A DeLand, Fla. W, 96-69; 11/29/95 H Chicago, Ill. W, 90-57

Steubenville (1-0)

H: 1-0 | A: 0-0 | N: 0-0

Table with 3 columns: Date, Location, Result. Row: 3/1/66 H Chicago, Ill. W, 101-76

Syracuse (4-10)

H: 2-3 | A: 1-5 | N: 1-2

Table with 3 columns: Date, Location, Result. Rows include 12/30/61 N Detroit, Mich.^ W, 96-59; 2/1/81 H Chicago, Ill. W, 91-69; 1/30/82 A Syracuse, N.Y. W, 92-87; 3/15/85 N Atlanta, Ga.\* L, 65-70; 11/23/00 N Anchorage, Alaska# L, 84-92

11/14/01	H	Chicago, Ill.	L, 60-74
3/2/06	H	Chicago, Ill.	W, 108-69
2/3/07	A	Syracuse, N.Y.%	L, 69-75
1/30/08	H	Chicago, Ill.	L, 55-60
1/7/09	A	Syracuse, N.Y.	L, 68-85
1/30/10	H	Chicago, Ill.	L, 57-59
3/5/11	A	Syracuse, N.Y.	L, 59-107
1/1/12	H	Chicago, Ill.	L, 68-87
3/6/13	A	Syracuse, N.Y.	L, 57-78

^ - Motor City Classic (Detroit, Mich.)  
 # - Great Alaska Shootaround (Anchorage, Alaska)  
 % - Preseason NIT (Syracuse, N.Y.)

**Tampa (1-0)**

H: 1-0 | A: 0-0 | N: 0-0

Date	Location	Result
2/11/61	H Chicago, Ill.	W, 101-68

**Taylor (2-0)**

H: 2-0 | A: 0-0 | N: 0-0

Date	Location	Result
1/2/53	H Chicago, Ill.	W, 83-69
12/17/54	H Chicago, Ill.	W, 112-69

**Temple (2-4)**

H: 1-1 | A: 1-2 | N: 0-1

Date	Location	Result
2/11/53	A Philadelphia, Pa.	L, 66-71
1/4/97	H Chicago, Ill.	L, 60-73
12/13/97	A Philadelphia, Pa.	L, 43-74
1/20/01	H Chicago, Ill.	W, 65-64
12/22/01	A Philadelphia, Pa.	W, 60-58
12/10/16	N Miami, Fla.^	L, 65-74

^ - Hoopball Miami Invitational (Miami, Fla.)

**Tennessee (0-2)**

H: 0-0 | A: 0-1 | N: 0-1

Date	Location	Result
12/14/73	A Knoxville, Tenn.^	L, 61-96
11/22/09	N U.S. Virgin Islands#	L, 53-57

^ - Las Vegas Classic (Rosemont, Ill.)  
 ^ - Volunteer Classic (Knoxville, Tenn.)  
 # - Paradise Jam (St. Thomas, U.S. Virgin Islands)

**Tennessee Tech (1-0)**

H: 1-0 | A: 0-0 | N: 0-0

Date	Location	Result
12/27/67	H Chicago, Ill.	W, 67-63

**Texas (4-7)**

H: 1-3 | A: 1-2 | N: 2-2

Date	Location	Result
12/19/46	H Chicago, Ill.	L, 43-61
3/12/60	N Manhattan, Kan.*	W, 67-61
12/10/79	H Chicago, Ill.	W, 66-60
12/13/80	A Austin, Texas	W, 83-65
12/28/85	N Atlanta, Ga.^	W, 63-62
3/3/90	H Chicago, Ill.	L, 79-89
1/19/91	A Austin, Texas	L, 80-90
1/26/95	A Austin, Texas	L, 92-99 (20T)
12/2/95	H Chicago, Ill.	L, 84-88
11/26/99	N San Juan, P.R.#	L, 64-68
11/26/13	N Kansas City, Mo.%	L, 59-77

^ - Cotton States Classic (Atlanta, Ga.)  
 # - San Juan Shootout (San Juan, P.R.)  
 % - CBE Hall of Fame Classic (Kansas City, Mo.)

**UTEP (1-0)**

H: 0-0 | A: 1-0 | N: 0-0

Date	Location	Result
1929-30	A El Paso, Texas	W, 38-29

**UT-Rio Grande Valley (5-0)**

H: 4-0 | A: 1-0 | N: 0-0

Date	Location	Result
3/8/83	H Chicago, Ill.	W, 60-49
3/6/84	H Chicago, Ill.	W, 62-29
3/5/85	A	W, 65-55
12/12/98	H Chicago, Ill.	W, 93-82
11/11/11	H Chicago, Ill.	W, 91-72

**Texas A&M (0-2)**

H: 0-2 | A: 0-0 | N: 0-0

Date	Location	Result
3/19/05	H Chicago, Ill.**	L, 72-75
11/25/22	H Chicago, Ill.	L, 66-82

**TCU (6-2)**

H: 1-0 | A: 0-0 | N: 0-0

Date	Location	Result
3/14/59	N Lawrence, Kan.*	L, 65-71
2/24/93	H Chicago, Ill.	W, 79-68
12/21/93	A Fort Worth, Texas	W, 93-69
2/6/02	A Fort Worth, Texas	L, 83-92
1/14/03	H Chicago, Ill.	W, 71-65
1/20/04	A Fort Worth, Texas	W, 61-54
3/11/04	N Cincinnati, Ohio^	W, 89-65
2/1/05	H Chicago, Ill.	W, 64-62

^ - Conference USA Tournament (Cincinnati, Ohio)

**Texas State (1-0)**

H: 1-0 | A: 0-0 | N: 0-0

Date	Location	Result
12/19/09	H Chicago, Ill.	W, 86-69

**Texas Tech (3-0)**

H: 1-0 | A: 0-0 | N: 2-0

Date	Location	Result
12/17/83	N Toyko, Japan^	W, 50-47
11/25/11	N Orlando, Fla.#	W, 76-70
12/4/19	H Chicago, Ill.%	W, 65-60 (OT)

^ - Suntory Ball (Toyko, Japan)  
 # - Old Spice Classic (Orlando, Fla.)  
 % - BIG EAST-Big 12 Battle

**Toledo (5-6)**

H: 2-2 | A: 3-4 | N: 0-0

Date	Location	Result
2/4/39	A Toledo, Ohio	W, 42-36
1/29/40	H Chicago, Ill.	W, 37-35
2/7/40	A Toledo, Ohio	W, 41-39
2/5/41	A Toledo, Ohio	L, 51-55 (OT)
2/24/41	A Toledo, Ohio	L, 45-47
1941-42	A Toledo, Ohio	L, 37-50
2/14/42	H Chicago, Ill.	L, 41-43
12/26/42	A Toledo, Ohio	W, 49-40
3/1/72	A Toledo, Ohio	L, 66-70 (OT)
2/28/73	H Chicago, Ill.	W, 67-65
12/20/03	H Chicago, Ill.	L, 81-93

**Truman State (3-0)**

H: 3-0 | A: 0-0 | N: 0-0

Date	Location	Result
12/1/62	H Chicago, Ill.	W, 73-45
12/1/64	H Chicago, Ill.	W, 80-60
12/2/68	H Chicago, Ill.	W, 94-64

**Tulane (7-4)**

H: 2-3 | A: 3-1 | N: 2-0

Date	Location	Result
1/28/96	A New Orleans, La.	L, 74-84
2/19/97	H Chicago, Ill.	L, 61-69
2/25/98	H Chicago, Ill.	L, 56-72
1/30/99	A New Orleans, La.	W, 87-79

3/3/99	N	Birmingham, Ala.^	W, 95-59
2/2/00	H	Chicago, Ill.	W, 85-54
2/17/01	A	New Orleans, La.	W, 84-44
1/5/02	H	Chicago, Ill.	L, 63-73
2/3/04	H	Chicago, Ill.	W, 72-58
1/15/05	A	New Orleans, La.	W, 81-63
3/9/05	N	Memphis, Tenn.^	W, 81-71

^ - Conference USA Tournament

**Utah (1-2)**

H: 0-0 | A: 1-1 | N: 0-1

Date	Location	Result
1/24/30	A Salt Lake City, Utah	L, 41-46
1/25/30	A Salt Lake City, Utah	W, 35-32
12/29/56	N Raleigh, N.C.^	L, 79-86

^ - Dixie Classic (Raleigh, N.C.)

**Utah State (0-1)**

H: 0-0 | A: 0-0 | N: 0-1

Date	Location	Result
12/15/73	N Knoxville, Tenn.^	L, 93-102

^ - Volunteer Classic (Knoxville, Tenn.)

**Valparaiso (18-8)**

H: 11-1 | A: 7-7 | N: 0-0

Date	Location	Result
1/7/21	A Valparaiso, Ind.	L, 31-34
12/17/21	H Chicago, Ill.	L, 14-27
1/7/22	A Valparaiso, Ind.	W, 33-22
12/17/23	A Valparaiso, Ind.	L, 18-20
1/14/25	A Valparaiso, Ind.	L, 13-37
1924-25	A Valparaiso, Ind.	L, 13-26
1925-26	A Valparaiso, Ind.	W, 42-26
1925-26	A Valparaiso, Ind.	L, 26-33
1/18/27	H Chicago, Ill.	W, 21-20
1926-27	A Valparaiso, Ind.	L, 24-31
12/19/29	H Chicago, Ill.	W, 34-21
1/15/34	H Chicago, Ill.	W, 35-22
2/19/34	A Valparaiso, Ind.	W, 38-28
12/19/34	A Valparaiso, Ind.	W, 35-17
3/9/35	H Chicago, Ill.	W, 60-28
12/1/37	H Chicago, Ill.	W, 47-37
12/3/38	H Chicago, Ill.	W, 55-32
1/15/44	A Valparaiso, Ind.	L, 57-65
2/15/44	H Chicago, Ill.	W, 69-38
1/16/59	H Chicago, Ill.	W, 89-64
1/16/60	A Valparaiso, Ind.	W, 81-64
2/28/77	H Chicago, Ill.	W, 88-72
3/1/78	A Valparaiso, Ind.	W, 89-62
2/21/79	H Chicago, Ill.	W, 104-76
2/13/80	A Valparaiso, Ind.	W, 95-71
1/16/21	H Chicago, Ill.	W, 77-58

**Vanderbilt (0-3)**

H: 0-1 | A: 0-1 | N: 0-1

Date	Location	Result
3/12/65	N Lexington, Ky.*	L, 78-83 (OT)
12/12/07	H Chicago, Ill.	L, 85-91 (OT)
12/5/09	A Nashville, Tenn.	L, 54-67

**Vaughan Hospital (1-0)**

H: 0-0 | A: 1-0 | N: 0-0

Date	Location	Result
1944-45	A	W, 85-33

**Villanova (9-33)**

H: 4-16 | A: 5-15 | N: 0-2

Date	Location	Result
1/21/39	A Villanova, Pa.	W, 36-29
3/14/63	N New York, N.Y.**	L, 51-63
2/6/65	A Villanova, Pa.	L, 67-85
3/5/66	H Chicago, Ill.	L, 73-76
12/17/66	A Villanova, Pa.	W, 69-61
2/10/68	H Chicago, Ill.	L, 48-57

1/25/69	A	Villanova, Pa.	L, 57-81	12/13/06	H	Chicago, Ill.	W, 78-63	<b>Western Kentucky (11-6)</b>	
2/28/70	H	Chicago, Ill.	L, 90-102	^ - Dixie Classic (Raleigh, N.C.)				H: 8-1   A: 2-3   N: 1-2	
1/13/71	A	Villanova, Pa.	L, 59-99	<b>Washburn (1-0)</b>				<u>Date</u> <u>Location</u> <u>Result</u>	
1/29/72	H	Chicago, Ill.	L, 83-94	H: 1-0   A: 0-0   N: 0-0				2/13/43 H Chicago, Ill. W, 44-40	
2/9/73	A	Villanova, Pa.	W, 89-80	<u>Date</u> <u>Location</u> <u>Result</u>				2/19/44 H Chicago, Ill. W, 56-36	
2/16/74	H	Chicago, Ill.	W, 65-63	1935-36 H Chicago, Ill. W, 42-24				1/13/45 N Louisville, Ky. W, 65-37	
2/25/76	A	Villanova, Pa.	W, 72-63	<b>Washington (2-2)</b>				2/24/45 H Chicago, Ill. W, 65-49	
2/17/79	H	Chicago, Ill.	W, 69-66	H: 1-0   A: 1-1   N: 0-1				1/12/46 A Chicago, Ill. W, 81-43	
2/11/06	H	Chicago, Ill.	L, 51-61	<u>Date</u> <u>Location</u> <u>Result</u>				3/17/48 N New York, N.Y. L, 59-61	
1/6/07	A	Villanova, Pa.	W, 73-65	4/3/36 N New York, N.Y.^ L, 33-54				1/26/57 H Chicago, Ill. L, 76-80 (OT)	
3/7/07	N	New York, N.Y.^	L, 67-75	12/14/45 H Chicago, Ill. W, 75-50				2/4/58 A L, 62-77	
1/3/08	H	Chicago, Ill.	W, 84-76	12/18/87 A Seattle, Wash. W, 89-73				2/6/59 H Chicago, Ill. W, 80-70	
1/16/08	A	Villanova, Pa.	L, 69-76	12/6/88 A Seattle, Wash. L, 75-79				12/7/59 H Chicago, Ill. W, 83-56	
2/25/09	H	Chicago, Ill.	L, 72-74	^ - Olympic Tournament (New York, N.Y.)				1/6/60 A L, 65-86	
1/6/10	A	Villanova, Pa.	L, 72-99	<b>Washington State (1-1)</b>				2/4/61 A L, 65-71	
2/19/11	H	Chicago, Ill.	L, 75-77 (OT)	H: 1-0   A: 0-1   N: 0-0				2/3/62 H Chicago, Ill. W, 88-86	
1/8/12	A	Villanova, Pa.	L, 71-87	<u>Date</u> <u>Location</u> <u>Result</u>				3/2/63 H Chicago, Ill. W, 88-86	
2/5/13	H	Chicago, Ill.	L, 71-94	12/6/73 H Chicago, Ill. W, 67-45				1/4/64 A W, 99-82	
1/18/14	A	Villanova, Pa.	L, 62-88	12/11/74 A Pullman, Wash. L, 69-83				12/19/95 H Chicago, Ill. W, 84-69	
2/12/14	H	Chicago, Ill.	L, 62-87	<b>Wayland (1-0)</b>				11/21/12 N Cancun, Mexico^ L, 61-70	
1/10/15	A	Villanova, Pa.	L, 64-81	H: 1-0   A: 0-0   N: 0-0				^ - Cancun Challenge (Cancun, Mexico)	
1/31/15	H	Chicago, Ill.	L, 55-68	<u>Date</u> <u>Location</u> <u>Result</u>					
2/9/16	H	Chicago, Ill.	L, 59-86	12/21/55 H Chicago, Ill. W, 84-56				<b>Western Michigan (22-7)</b>	
3/1/16	A	Villanova, Pa.	L, 62-83	H: 1-0   A: 0-0   N: 0-0				H: 15-1   A: 6-6   N: 0-0	
12/28/16	A	Villanova, Pa.	L, 65-68	<u>Date</u> <u>Location</u> <u>Result</u>				1921-22 W, 37-24	
2/13/17	H	Chicago, Ill.	L, 62-75	12/27/57 H Chicago, Ill. W, 85-103				1/13/33 H Chicago, Ill. W, 36-32 (OT)	
12/27/17	H	Chicago, Ill.	L, 85-103	<b>Wayne State (0-1)</b>				2/25/33 A Kalamazoo, Mich. L, 27-46	
2/21/18	A	Villanova, Pa.	L, 62-93	H: 0-0   A: 0-0   N: 0-1				2/10/34 H Chicago, Ill. W, 39-36	
1/2/19	A	Villanova, Pa.	L, 68-73	<u>Date</u> <u>Location</u> <u>Result</u>				2/24/34 A Kalamazoo, Mich. W, 37-29	
1/30/19	H	Chicago, Ill.	L, 74-86	3/12/56 N Fort Wayne, Ind.* L, 63-72				1/26/35 H Chicago, Ill. W, 36-32	
1/14/20	A	Villanova, Pa.	L, 75-79 (OT)	<b>Weber State (3-0)</b>				2/27/35 A Kalamazoo, Mich. W, 31-25	
2/19/20	H	Chicago, Ill.	L, 71-91	H: 2-0   A: 1-0   N: 0-0				1/24/36 H Chicago, Ill. W, 53-34	
1/8/22	H	Chicago, Ill.	L, 64-79	<u>Date</u> <u>Location</u> <u>Result</u>				2/26/36 A Kalamazoo, Mich. L, 33-35	
1/25/22	A	Villanova, Pa.	L, 43-67	1/27/87 H Chicago, Ill. W, 70-51				1/29/37 H Chicago, Ill. L, 33-36	
1/10/23	H	Chicago, Ill.	W, 75-65	12/16/88 A W, 88-65				3/3/37 H Chicago, Ill. W, 41-32	
2/8/23	A	Villanova, Pa.	L, 65-81	1/3/90 H Chicago, Ill. W, 55-47				1937-38 A Kalamazoo, Mich. L, 40-41	
^ - BIG EAST Tournament (New York, N.Y.)								1937-38 A Kalamazoo, Mich. W, 53-38	
<b>Virginia (2-0)</b>								1/16/43 H Chicago, Ill. W, 57-44	
H: 0-0   A: 0-0   N: 2-0								1/21/59 A Kalamazoo, Mich. W, 76-65	
<u>Date</u>	<u>Location</u>	<u>Result</u>	<b>West Texas (0-1)</b>					2/13/59 H Chicago, Ill. W, 65-63	
3/13/76	N	Charlotte, N.C.*	W, 69-60	H: 0-1   A: 0-0   N: 0-0				12/30/60 H Chicago, Ill. W, 81-60	
3/13/86	N	Greensboro, N.C.*	W, 72-68	<u>Date</u> <u>Location</u> <u>Result</u>				1/19/61 A Kalamazoo, Mich. L, 60-85	
<b>VCU (1-0)</b>								12/28/62 A Kalamazoo, Mich. W, 91-90 (OT)	
H: 1-0   A: 0-0   N: 0-0								1/2/78 H Chicago, Ill. W, 92-61	
<u>Date</u>	<u>Location</u>	<u>Result</u>	<b>West Virginia (1-7)</b>					1/31/79 A Kalamazoo, Mich. L, 80-82	
12/3/70	H	Chicago, Ill.	W, 100-77	H: 0-3   A: 0-4   N: 1-0				12/15/81 H Chicago, Ill. W, 88-46	
<b>VMI (0-1)</b>								12/11/82 H Chicago, Ill. W, 63-42	
H: 0-0   A: 0-0   N: 0-1								12/6/83 H Chicago, Ill. W, 84-60	
<u>Date</u>	<u>Location</u>	<u>Result</u>	<b>Western Carolina (1-1)</b>					12/19/84 A Kalamazoo, Mich. L, 64-65	
3/18/76	N	Greensboro, N.C.*	L, 66-71 (OT)	H: 1-1   A: 0-0   N: 0-0				12/10/85 H Chicago, Ill. W, 70-59	
<b>Virginia Tech (1-1)</b>								12/10/86 A Kalamazoo, Mich. W, 93-61	
H: 1-0   A: 0-1   N: 0-0								12/9/87 H Chicago, Ill. W, 94-64	
<u>Date</u>	<u>Location</u>	<u>Result</u>	<b>West Texas (0-1)</b>					11/14/15 H Chicago, Ill. W, 69-63	
2/5/75	A	Blacksburg, Va.	L, 74-87	1941-42 H Chicago, Ill. L, 43-60				<b>Western Ontario (8-0)</b>	
2/16/76	H	Chicago, Ill.	W, 73-65	<b>West Virginia (1-7)</b>				H: 8-0   A: 0-0   N: 0-0	
<b>Wagner (2-0)</b>								<u>Date</u> <u>Location</u> <u>Result</u>	
H: 1-0   A: 1-0   N: 0-0								1932-33 H Chicago, Ill. W, 39-24	
<u>Date</u>	<u>Location</u>	<u>Result</u>	<b>Western Carolina (1-1)</b>					1932-33 H Chicago, Ill. W, 36-20	
2/21/80	A	New York, N.Y.	W, 105-79	H: 1-1   A: 0-0   N: 0-0				1/2/61 H Chicago, Ill. W, 55-50	
1/18/81	H	Chicago, Ill.	W, 90-75	<u>Date</u> <u>Location</u> <u>Result</u>				2/24/62 H Chicago, Ill. W, 77-59	
<b>Wake Forest (2-2)</b>								1/5/63 H Chicago, Ill. W, 70-45	
H: 1-0   A: 1-0   N: 0-2								2/15/64 H Chicago, Ill. W, 98-58	
<u>Date</u>	<u>Location</u>	<u>Result</u>	<b>Western Illinois (3-1)</b>					1/9/65 H Chicago, Ill. W, 118-44	
1935-36	N	Raleigh, N.C.^	L, 68-74	H: 3-1   A: 0-0   N: 0-0				1/10/66 H Chicago, Ill. W, 120-51	
3/23/84	N	St. Louis, Mo.*	L, 71-73 (OT)	<u>Date</u> <u>Location</u> <u>Result</u>				<b>Westmont (1-0)</b>	
12/13/05	A	Winston-Salem, N.C.	W, 84-81	12/9/89 H Chicago, Ill.^ L, 69-72				H: 1-0   A: 0-0   N: 0-0	
								<u>Date</u> <u>Location</u> <u>Result</u>	
								1/8/73 H Chicago, Ill. W, 86-69	
								12/23/20 H Chicago, Ill. W, 91-72	
								11/20/21 H Chicago, Ill. W, 84-80	
								11/11/22 H Chicago, Ill.# W, 86-74	
								^ - First Chicago Christmas Classic (Rosemont, Ill.)	
								# - Blue Demon Classic (Chicago, Ill.)	

**Wichita State (4-4)**

H: 3-0 | A: 0-2 | N: 1-2

Date	Location	Result	Date	Location	Result
12/16/37	H Chicago, Ill.	W, 36-21	1/30/16	H Chicago, Ill.	L, 65-86
2/20/39	A Wichita, Kan.	L, 32-35	2/8/17	A Cincinnati, Ohio	L, 61-72
12/18/56	H Chicago, Ill.	W, 71-61	3/4/17	H Chicago, Ill.	L, 65-79
12/10/77	H Chicago, Ill.	W, 89-84	3/8/17	N New York, N.Y.#	L, 64-75
12/13/78	A Wichita, Kan.	L, 92-95	12/30/17	A Cincinnati, Ohio	L, 72-77
3/17/88	N Notre Dame, Ind.*	W, 83-62	3/3/18	H Chicago, Ill.	L, 62-65
11/20/12	N Cancun, Mexico^	L, 62-75	12/29/18	H Chicago, Ill.	L, 65-74
11/25/13	N Kansas City, Mo.#	L, 72-90	2/9/19	A Cincinnati, Ohio	W, 74-62
^ - Cancun Challenge (Cancun, Mexico)			2/4/20	H Chicago, Ill.	L, 59-67
# - CBE Hall of Fame Classic (Kansas City, Mo.)			2/25/20	A Cincinnati, Ohio	L, 67-78
			3/11/20	N New York, N.Y.#	W, 71-67
			1/19/22	H Chicago, Ill.	L, 67-68
			2/5/22	A Cincinnati, Ohio	W, 69-65

**Winona State (1-0)**

H: 1-0 | A: 0-0 | N: 0-0

Date	Location	Result	Date	Location	Result
12/12/72	H Chicago, Ill.	W, 87-57	1/18/23	H Chicago, Ill.	W, 73-72
			2/18/23	A Cincinnati, Ohio	L, 68-82
			3/9/23	N New York, N.Y.	L, 84-89
			^ - Queen City Tournament (Buffalo, N.Y.)		
			# - BIG EAST Tournament (New York, N.Y.)		

**Wisconsin (6-1)**

H: 4-0 | A: 2-1 | N: 0-0

Date	Location	Result
12/23/35	H Chicago, Ill.	W, 27-22
12/30/36	A Madison, Wis.	W, 33-17
3/3/44	H Chicago, Ill.	W, 48-35
12/6/76	A Madison, Wis.	L, 66-68
12/14/77	A Madison, Wis.	W, 85-62
12/16/78	H Chicago, Ill.	W, 84-78
12/5/79	H Chicago, Ill.	W, 90-77

**Yale (1-0)**

H: 0-0 | A: 0-0 | N: 1-0

Date	Location	Result
12/29/77	N Rochester, N.Y.^	W, 100-52
^ - Kodak Classic (Rochester, N.Y.)		

**YMCA College (2-1)**

H: 2-0 | A: 0-1 | N: 0-0

Date	Location	Result
1924-25	A	L, 8-36
1924-25	H Chicago, Ill.	W
1925-26	H Chicago, Ill.	W, 24-19

**UW-La Crosse (1-3)**

H: 0-1 | A: 1-2 | N: 0-0

Date	Location	Result
1923-24	A La Crosse, Wis.	L, 14-26
1924-25	H Chicago, Ill.	L, 23-25
1924-25	A La Crosse, Wis.	L, 17-20
1925-26	A La Crosse, Wis.	W, 26-21

**Youngstown State (3-0)**

H: 3-0 | A: 0-0 | N: 0-0

Date	Location	Result
2/27/61	H Chicago, Ill.	W, 89-55
11/25/01	H Chicago, Ill.	W, 107-69
12/2/17	H Chicago, Ill.	W, 89-73

**UW-Superior (2-0)**

H: 0-0 | A: 2-0 | N: 0-0

Date	Location	Result
1937-38	A Superior, Wis.	W, 30-23
1939-40	A Superior, Wis.	W, 33-29

\* - NCAA Tournament Game

\*\* - NIT Game

**Wright State (1-0)**

H: 1-0 | A: 0-0 | N: 0-0

Date	Location	Result
11/16/13	H Chicago, Ill.^	W, 81-72
^ - CBE Hall of Fame Classic (Rosemont, Ill.)		

**Wyoming (1-2)**

H: 1-0 | A: 0-1 | N: 0-1

Date	Location	Result
1/22/30	A	L, 25-33
12/11/44	H Chicago, Ill.	W, 68-29
12/22/16	N Las Vegas, Nev.^	L, 58-72
^ - Continental Tire Las Vegas Classic (Las Vegas, Nev.)		

**Xavier (13-19)**

H: 7-7 | A: 4-9 | N: 2-3

Date	Location	Result
1/16/39	H Chicago, Ill.	W, 38-30
12/28/63	N Buffalo, N.Y.^	W, 86-80
2/11/67	H Chicago, Ill.	W, 71-60
1/31/68	A Cincinnati, Ohio	L, 78-97
1/13/69	H Chicago, Ill.	W, 86-77
1/7/70	A Cincinnati, Ohio	W, 73-71
3/3/71	H Chicago, Ill.	W, 84-76
2/26/72	A Cincinnati, Ohio	L, 62-71
2/7/73	H Chicago, Ill.	W, 69-67
2/9/74	A Cincinnati, Ohio	W, 77-70
12/27/97	N Cleveland, Ohio	L, 56-73
1/20/14	H Chicago, Ill.	W, 71-68



# ★ DEPAUL VS. CONFERENCES

Schools sorted by conference  
affiliation as of July 1, 2023

## BIG EAST (151-307)

Butler	7-17
UConn	1-15
Creighton	16-26
Georgetown	13-33
Marquette	50-81
Providence	13-36
St. John's	22-29
Seton Hall	9-21
Villanova	8-32
Xavier	12-17

## America East (9-0)

Albany	1-0
Maine	7-0
UMBC	1-0

## American (AAC) (80-79)

UAB	19-14
Charlotte	6-15
East Carolina	6-0
FAU	2-0
Memphis	12-14
North Texas	2-0
Rice	2-0
USF	16-14
Temple	2-4
UTSA	2-0
Tulane	7-4
Wichita State	4-4

## ASUN (10-1)

Austin Peay	1-0
Bellarmine	3-0
Eastern Kentucky	1-0
Florida Gulf Coast	1-1
Jacksonville	2-0
Stetson	2-0

## Atlantic 10 (159-101)

Davidson	1-0
Dayton	34-35
Duquesne	15-13
Fordham	3-1
George Washington	3-3
La Salle	7-2
Loyola-Chicago	38-72
UMass	1-3
Rhode Island	5-1
St. Bonaventure	7-10
Saint Joseph's	10-6
Saint Louis	34-27
VCU	1-0

## ACC (95-142)

Boston College	2-2
Clemson	0-1
Duke	0-4
Florida State	3-3
Georgia Tech	2-2

Louisville	
Miami	
North Carolina	
NC State	
Notre Dame	
Pitt	
Syracuse	
Virginia	
Virginia Tech	
Wake Forest	

## Big 12 (59-79)

Baylor	
BYU	
Cincinnati	
Houston	
Iowa State	
Kansas	
Kansas State	
Oklahoma	
Oklahoma State	
Texas	
TCU	
Texas Tech	
UCF	
West Virginia	

## Big Sky (5-0)

Eastern Washington	
Idaho State	
Weber State	

## Big South (1-1)

Gardner-Webb	
Longwood	

## Big Ten (87-83)

Illinois	
Indiana	
Iowa	
Maryland	
Michigan	
Michigan State	
Minnesota	
Nebraska	
Northwestern	
Ohio State	
Penn State	
Purdue	
Rutgers	
Wisconsin	

## Big West (7-1)

Cal Poly	
Cal State Northridge	
UC Davis	
UC Irvine	
UC Riverside	
UC Santa Barbara	

## CAA (7-1)

Elon	
Hampton	

22-38 Monmouth	
6-1 North Carolina A&T	
1-4 UNC Wilmington	
4-3	

## 44-62 Conference USA (21-8)

2-9	
4-10 Florida International	
2-0 Liberty	
1-1 Louisiana Tech	
2-2 Middle Tennessee	
New Mexico State	
Sam Houston State	
UTEP	
2-0 Western Kentucky	

## 15-35 Horizon League (55-13)

10-4 Cleveland State	
1-0 Detroit-Mercy	
1-8 Green Bay	
3-3 IUPUI	
3-1 Milwaukee	
8-12 Northern Kentucky	
4-7 Robert Morris	
6-2 Wright State	
3-0 Youngstown State	
1-0	
1-0	
3-0	
1-7	

## Independents (16-0)

Chicago State	16-0
---------------	------

## Ivy League (9-2)

Brown	1-0
Columbia	1-0
Cornell	1-0
Dartmouth	1-0
Harvard	0-1
Penn	1-1
Princeton	3-0
Yale	1-0

## 6-13 MAAC (29-11)

8-14 Canisius	
2-2 Fairfield	
0-2 Iona	
0-1 Manhattan	
7-5 Niagara	
10-8	
4-1	

## 21-14 MAC (66-35)

4-4 Ball State	
7-1 Bowling Green State	
9-12 Buffalo	
5-7 Central Michigan	
6-1 Eastern Michigan	
5-3 Miami (OH)	
Northern Illinois	
1-0 Ohio	
0-1 Toledo	
1-0 Western Michigan	

## 3-0 MEAC (5-1)

Coppin State	1-0
Delaware State	1-0
Howard	1-0
Morgan State	1-0
Norfolk State	1-0

## 2-0 MVC (110-37)

1-1 Belmont	25-13
2-0 Drake	7-2
Evansville	11-2
UIC	10-2
Illinois State	21-5
Indiana State	11-2
Missouri State	1-1
Murray State	2-1
Northern Iowa	2-0
Southern Illinois	2-0
Valparaiso	18-8

## Mountain West (8-12)

Air Force	3-1
Fresno State	0-1
Nevada	2-0
UNLV	0-5
New Mexico	0-2
San Diego State	1-0
San Jose State	1-0
Utah State	0-1
Wyoming	1-2

## Northeast (14-4)

Central Connecticut	1-0
Fairleigh Dickinson	2-0
Long Island	9-4
Wagner	2-0

## Ohio Valley (15-2)

Eastern Illinois	8-0
Little Rock	0-1
Southeast Missouri State	4-0
Tennessee Tech	1-0
Western Illinois	2-1

## Pac-12 (28-33)

Arizona	3-0
Arizona State	3-2
California	3-3
UCLA	6-12
Colorado	0-2
Oregon	2-1
Oregon State	2-1
USC	3-4
Stanford	2-3
Utah	1-2
Washington	2-2
Washington State	1-1

## Patriot (6-5)

26-6 American	3-1
6-3 Army	2-0
5-6 Bucknell	0-1
22-7 Holy Cross	1-1
Lehigh	0-1
Loyola (Md.)	0-0
Navy	0-1

## SEC (20-38)

1-1 Alabama	2-0
1-0 Arkansas	1-0

Auburn	1-0	<b>Western Athletic (6-0)</b>	
Florida	1-2	Seattle	1-0
Kentucky	3-18	Texas-Rio Grande Valley	5-0
LSU	3-3		
Ole Miss	1-2		
Mississippi State	1-1		
Missouri	3-2		
South Carolina	4-4		
Tennessee	0-2		
Texas A&M	0-1		
Vanderbilt	0-3		

**Southern (5-2)**

East Tennessee State	1-0
Furman	3-0
VMI	0-1
Western Carolina	1-1

**Southland (7-0)**

Houston Christian	1-0
Incarnate Word	1-0
Lamar	2-0
Nicholls State	1-0
Northwestern State	1-0
Texas A&M-Commerce	1-0

**SWAC (12-0)**

Alabama A&M	1-0
Alabama State	3-0
Alcorn State	2-0
Arkansas-Pine Bluff	1-0
Bethune-Cookman	1-0
Florida A&M	1-0
Grambling State	1-0
Jackson State	1-0
Mississippi Valley State	1-0
Southern	1-0

**Sun Belt (21-9)**

Arkansas State	4-0
Coastal Carolina	1-0
Marshall	5-1
Old Dominion	5-3
Southern Miss	4-5
Texas State	1-0

**Summit (21-4)**

Denver	2-0
North Dakota	6-3
North Dakota State	2-0
Omaha	2-0
Oral Roberts	2-0
St. Thomas	5-1
South Dakota	1-0
South Dakota State	1-0

**West Coast (34-10)**

Gonzaga	5-1
Loyola Marymount	6-2
Pepperdine	6-1
Portland	6-0
Saint Mary's	6-0
San Diego	0-0
San Francisco	2-4
Santa Clara	3-2

# MILESTONE GAMES

## MILESTONE GAMES

Game	Score	Opponent	Date
1	W	Kent College	1923
100	W, 63-40	Centenary	12/27/48
500	W, 63-40	Centenary	12/27/48
1000	L, 68-87	at Duquesne	2/23/69
1500	W, 83-71	at UAB	2/14/87
2000	W, 82-73	Memphis	1/13/04
2500	W, 88-75	Central Michigan	11/26/19

## MILESTONE WINS

Win	Score	Opponent	Date
1	W	Kent College	
100	W, 38-28	at Valparaiso	2/19/34
200	W, 44-36	Long Island	1940
300	W, 52-42	Indiana State	2/2/46
400	W, 99-64	Glenview NTS	1/28/52
500	W, 87-65	Purdue	12/15/59
600	W, 82-37	Iona	12/16/65
700	W, 89-80	at Villanova	2/9/73
800	W, 81-62	at Butler	12/9/78
900	W, 75-74	at Furman	2/24/82
1000	W, 81-55	South Florida	1/17/87
1100	W, 106-80	American	12/11/91
1200	W, 76-67	Saint Louis	2/11/99
1300	W, 85-66	Cincinnati	2/12/05
1400	W, 81-70	Florida Atlantic	12/12/13
1500	W, 82-74	Georgetown	2/9/22



**Honors**

# ★ ALL-AMERICANS

DePaul has produced 19 players that have earned first, second or third team All-American honors on 80 occasions throughout its storied history. George Mikan, Mark Aguirre and Terry Cummings each earned consensus first team All-American honors. Mikan earned the recognition for the 1943-44, 1944-45 and 1945-46 seasons while Aguirre was a two-time consensus All-American in 1979-80 and 1980-81. Cummings followed Aguirre with first team consensus All-American honors in 1981-82. In addition to the 19 first, second or third team honorees, nine others have picked up honorable mention recognition for All-American Teams.

## 1937

### Ed Champion

1st Team Madison Square Garden

## 1938

### Robert Neu

1st Team Madison Square Garden

## 1939

### Robert Neu

1st Team Madison Square Garden

### Stan Szukala

2nd Team Madison Square Garden

## 1940

### Lou Prosser

2nd Team Madison Square Garden

### Stan Szukala

2nd Team Madison Square Garden

## 1941

### Elmer Gainer

2nd Team Madison Square Garden

## 1943

### George Mikan

2nd Team Helms Foundation

## 1944

### George Mikan

1st Team Helms Foundation  
1st Team Converse Yearbook  
1st Team Pic Magazine  
1st Team The Sporting News

### Dick Triptow

2nd Team Converse Yearbook  
2nd Team Pic Magazine  
3rd Team The Sporting News

## 1945

### George Mikan

1st Team Helms Foundation  
1st Team Converse Yearbook  
1st Team The Sporting News  
1st Team Argosy Magazine  
1st Team Don Dunphy

## 1946

### George Mikan

1st Team Helms Foundation  
1st Team Converse Yearbook  
1st Team The Sporting News  
1st Team True Magazine

## 1948

### Ed Mikan

3rd Team Helms Foundation

## 1953

### Ron Feiereisel

3rd Team Converse Yearbook  
3rd Team United Press International

## 1956

### Ron Sobieszczyk

2nd Team Helms Foundation  
2nd Team Converse Yearbook

## 1957

### Richard Heise

3rd Team Helms Foundation

## 1961

### Howie Carl

2nd Team Converse Yearbook

## 1978

### Dave Corzine

1st Team Helms Foundation  
1st Team Wooden Award  
2nd Team Associated Press  
2nd Team Converse Yearbook  
2nd Team NABC  
3rd Team United Press International  
3rd Team Basketball Weekly

## 1979

### Mark Aguirre

1st Team Helms Foundation  
2nd Team Converse Yearbook

### Gary Garland

1st Team Helms Foundation

## 1980

### Mark Aguirre

1st Team Associated Press  
1st Team Helms Foundation  
1st Team Converse Yearbook  
1st Team The Sporting News  
1st Team NABC  
1st Team United Press International  
1st Team USBWA  
1st Team Wooden Award

### Clyde Bradshaw

2nd Team Converse Yearbook

## 1981

### Mark Aguirre

1st Team Associated Press  
1st Team Helms Foundation

1st Team

1st Team

1st Team

1st Team

1st Team

1st Team

1st Team

1st Team

1st Team

### Clyde Bradshaw

1st Team

3rd Team

## 1982

### Terry Cummings

1st Team

1st Team

1st Team

1st Team

1st Team

1st Team

1st Team

1st Team

1st Team

1st Team

1st Team

## 1987

### Dallas Comegys

1st Team

2nd Team

3rd Team

3rd Team

3rd Team

1st Team

## 1988

### Rod Strickland

1st Team

3rd Team

Converse Yearbook

The Sporting News

NABC

United Press International

USBWA

Basketball Weekly

Wooden Award

Basketball Times

Helms Foundation

United Press International

Associated Press

Helms Foundation

Converse Yearbook

The Sporting News

NABC

United Press International

USBWA

Basketball Weekly

Wooden Award

Basketball Times

Wooden Award

Basketball Weekly

NABC

Associated Press

United Press International

Basketball Times

The Sporting News

United Press International

# ★ AWARDS & HONORS

## National Player of the Year

1944	George Mikan	Helms
1945	George Mikan	Helms
1980	Mark Aguirre	UPI
		USBWA
		Associated Press
		Naismith

## Great Midwest Conference Player of the Year

1995	Tom Kleinschmidt
------	------------------

## Conference-USA

### Player of the Year

1999	Quentin Richardson
------	--------------------

## National Freshman of the Year

1999	Quentin Richardson	USBWA
------	--------------------	-------

## Conference-USA

### Freshman of the Year

1999	Quentin Richardson
------	--------------------

## BIG EAST Rookie of the Year

2011	Cleveland Melvin
2014	Billy Garrett Jr.

## BIG EAST Most Improved

2019	Paul Reed
------	-----------

## NCAA Final Four All-Tournament

1979	Mark Aguirre
	Gary Garland

## NCAA All-Region

1953	Ron Feiereisel	Mideast
1959	Howie Carl	Mideast
1965	Errol Palmer	Midwest
1978	Dave Corzine	Midwest
	Dave Corzine	Midwest
1979	Gary Garland (MVP)	West
	Curtis Watkins	West

## NIT All-Star

1944	George Mikan
1945	George Mikan (MVP)
1983	Tyrone Corbin
1983	Bernard Randolph
1990	Stephen Howard

## NABC All-District

2019	Max Strus	2nd Team
2020	Paul Reed	2nd Team

## All-Great Midwest Conference

1992	David Booth	1st Team
	Stephen Howard	1st Team
	Terry Davis	2nd Team
1993	Tom Kleinschmidt	1st Team
1994	Tom Kleinschmidt	1st Team
1995	Tom Kleinschmidt	1st Team

## All-Conference USA

1996	Bryant Bowden	3rd Team
	Jermaine Watts	3rd Team
1998	Willie Coleman	3rd Team
1999	Quentin Richardson	1st Team
	Lance Williams	3rd Team
2000	Quentin Richardson	1st Team
	Bobby Simmons	2nd Team
2001	Bobby Simmons	3rd Team
2003	Sam Hoskin	3rd Team
2004	Andre Brown	2nd Team
	Delonte Holland	2nd Team
2005	Quemont Greer	1st Team
	Drake Diener	3rd Team

## All-BIG EAST

2007	Wilson Chandler	2nd Team
	Sammy Mejia	2nd Team
	Draelon Burns	Honorable Mention
2008	Draelon Burns	2nd Team
2012	Cleveland Melvin	Honorable Mention
2015	Billy Garrett Jr.	Honorable Mention
2019	Max Strus	2nd Team
2020	Paul Reed	2nd Team
2022	Javon Freeman-Liberty	2nd Team

## Great Midwest All-Newcomer

1992	Howard Nathan
1993	Kris Hill

## Conference-USA All-Freshman

1996	Thomas Cooper
1997	Doc Taylor
1999	Quentin Richardson
	Bobby Simmons
	Lance Williams
2000	Steve Hunter
2001	Imari Sawyer
2004	Sammy Mejia

## BIG EAST All-Rookie Team

2006	Wilson Chandler
2008	Mac Koshwal
	Dar Tucker
2011	Cleveland Melvin
	Brandon Young
2014	Billy Garrett Jr.
	Tommy Hamilton IV
2016	Eli Cain
2020	Romeo Weems

## Great Midwest All-Tournament

1992	Stephen Howard
1993	Terry Davis
1995	Tom Kleinschmidt

## Conference-USA All-Tournament

2001	Rashon Burno
	Quentin Richardson
2004	Quemont Greer
	Delonte Holland

## Great Midwest Conference Player of the Week

1991-92	David Booth	1/20/92
	Stephen Howard	2/23/92
1992-93	Tom Kleinschmidt	1/25/93
1993-94	Tom Kleinschmidt	12/9/93
	Brandon Cole	12/23/93
	Tom Kleinschmidt	1/20/94
1994-95	Tom Kleinschmidt	1/23/95

## Conference USA Player of the Week

1995-96	Bryant Bowden	12/27/95
1998-99	Quentin Richardson	11/30/98
	Quentin Richardson	12/14/98
	Lance Williams	2/1/99
1999-00	Quentin Richardson	12/20/99
2000-01	Imari Sawyer	11/27/00
2002-03	Joe Tutley	1/8/03
	Sam Hoskin	3/9/03
2003-04	Drake Diener	1/19/04
	Andre Brown	2/16/04
	Andre Brown	3/1/04
	Drake Diener	3/7/04
2004-05	Quemont Greer	12/7/04
	Quemont Greer	12/14/04
	Quemont Greer	12/20/04
	Sammy Mejia	1/23/05

## BIG EAST Player of the Week

2006-07	Sammy Mejia	12/4/06
	Sammy Mejia	1/2/07
2007-08	Draelon Burns	12/3/07
2018-19	Max Strus	11/19/18
	Max Strus	12/17/18
	Max Strus	3/4/18
2020-21	Charlie Moore	2/20/21
2021-22	Javon Freeman-Liberty	11/15/21
	Javon Freeman-Liberty	11/22/21
	Javon Freeman-Liberty	2/28/22

## BIG EAST Freshman of the Week

2005-06	Wilson Chandler	1/7/06
	Wilson Chandler	2/27/06
2007-08	Dar Tucker	12/31/07
2010-11	Brandon Young	12/6/10
	Cleveland Melvin	12/27/10
	Cleveland Melvin	1/3/11
	Cleveland Melvin	1/17/11
	Cleveland Melvin	2/21/11
	Cleveland Melvin	2/28/11
2013-14	Tommy Hamilton IV	11/18/13
	Billy Garrett Jr.	12/2/13
	Billy Garrett Jr.	12/16/13
	Billy Garrett Jr.	12/30/13
	Billy Garrett Jr.	1/20/14
	R.J. Curington	2/3/14
	Billy Garrett Jr.	2/24/14
2015-16	Eli Cain	12/7/15
2019-20	Romeo Weems	11/18/19
	Romeo Weems	11/25/19

## National Coach of the Year

1978	Ray Meyer	USBWA
1979	Ray Meyer	NABC
1980	Ray Meyer	USBWA

# ★ NATIONAL TEAMS

		Associated Press UPI
1984	Ray Meyer	Associated Press UPI
1987	Joey Meyer	CBS/Chevrolet

## Naismith Hall of Fame

1959	George Mikan <i>charter member</i>
1979	Ray Meyer

## John Bunn Award

1981	Ray Meyer
------	-----------

## National Collegiate Basketball Hall of Fame

2006	Ray Meyer
2006	George Mikan
2016	Mark Aguirre

## District Coach of the Year

1987	Joey Meyer	NABC
------	------------	------

## IBCA Coach of the Year

1991	Joey Meyer
2004	Dave Leitao

## NIT/Kodak Man of the Year

1980	Ray Meyer
------	-----------

## NIT-NACDA Athletic Award

1984	George Mikan
------	--------------

## NIT Hall of Fame

1981	George Mikan
------	--------------

## Outstanding Player in NIT History

George Mikan

## All-Time NIT Team

George Mikan

## NABC Good Works Team

2017	Billy Garrett Jr.
------	-------------------

## U.S. Olympic Team

1980	Mark Aguirre
------	--------------

## Olympic Trials

1976	Ron Norwood Dave Corzine
1980	Mark Aguirre Clyde Bradshaw
1984	Tyrone Corbin
1988	Kevin Edwards Rod Strickland

## Olympic/Sports Festival

1982	Tony Jackson	West
1983	Dallas Comegys	East
1985	Rod Strickland	North

## Pan American Trials

1991	David Booth
------	-------------

## FIBA World Cup

2019	Dar Tucker	Jordan
------	------------	--------

## U19 FIBA World Cup

2019	Flynn Cameron	New Zealand
------	---------------	-------------

## U18 FIBA Asian Championships

2018	Flynn Cameron	New Zealand
------	---------------	-------------

## FIBA Asia Challenge

2016	Dar Tucker	Jordan
------	------------	--------

## FIBA Americas League

2008	Sammy Mejia
------	-------------

## U19 World Championships

2007	Jerry Wainwright	USA, Head Coach
------	------------------	-----------------

## CBC Championship for Men

2007	Sammy Mejia	Dominican Republic
------	-------------	--------------------

## U18 FIBA Americas Team

2006	Jerry Wainwright	USA, Asst. Coach
------	------------------	------------------

## Junior World Championships

1999	Bobby Simmons	USA
	Lance Williams	USA

## Junior World Championship Qualifiers

1998	Quentin Richardson	USA
	Bobby Simmons	USA

## World University Games

1977	Dave Corzine	USA
------	--------------	-----

## Postseason All-Star Teams

### Aloha Classic (Honolulu/Tokyo)

1975	Bill Robinzine
------	----------------

1978	Dave Corzine
1979	Gary Garland
1981	Clyde Bradshaw
1985	Tyrone Corbin Kenny Patterson
1987	Dallas Comegys
1989	Terence Greene

### NABC All-Star Game

1995	Tom Kleinschmidt
2004	Andre Brown
2005	Quemont Greer

### Norfolk Classic

1989	Stanley Brundy
------	----------------

### Orlando Classic

1988	Kevin Edwards
------	---------------

### Pizza Hut Classic

1975	Bill Robinzine (MVP)
1978	Dave Corzine
1981	Clyde Bradshaw
1989	Stanley Brundy

### Portsmouth Invitational

2003	Sam Hoskin
2004	Andre Brown Delonte Holland
2005	Drake Diener Quemont Greer

# ★ ACADEMIC AWARDS & HONORS

## NCAA Postgraduate Scholarship

1992 Stephen Howard

## NACDA Scholar Athlete of the Year

2005 Drake Diener

## NACDA Scholar-Athlete Team

2003 Drake Diener  
2004 Drake Diener  
2005 Drake Diener  
2017 Billy Garrett Jr.  
2019 Max Strus

## CoSIDA Academic All-American

1991 Stephen Howard 1st Team  
1992 Stephen Howard 1st Team

## CoSIDA Academic All-District

1990 Stephen Howard 1st Team  
1991 Stephen Howard 1st Team  
1992 Stephen Howard 1st Team  
2004 Drake Diener 1st Team  
2005 Drake Diener 1st Team  
2019 Max Strus 1st Team

## NABC Honors Court

2016 R.J. Curington  
Cory Dolins  
Billy Garrett Jr.  
Peter Ryckbosch  
2017 R.J. Curington  
Billy Garrett Jr.  
Joe Hanel  
Peter Ryckbosch  
2018 Joe Hanel  
Max Strus  
2019 Jason Malonga  
2020 Flynn Cameron  
Jason Malonga  
Pantelis Xidias  
2021 Brendan Favre  
Javon Freeman-Liberty  
Jason Malonga  
Courvoisier McCauley  
Pantelis Xidias  
2022 Brendan Favre  
Shaheed Medlock

## Conference-USA

### Scholar-Athlete of the Year

2004 Drake Diener  
2005 Drake Diener

## BIG EAST Scholar-Athlete of the Year

2017 Billy Garrett Jr.

## Great Midwest Conference

### Academic Award of Excellence

1992 Stephen Howard

## BIG EAST Scholar-Athlete Sport Excellence Award

2017 Billy Garrett Jr.

## BIG EAST Sportsmanship Award

2017 Billy Garrett Jr.

## Great Midwest Conference

### Academic Honor Roll

1992 Stephen Howard

## Great Midwest Conference All-Academic

1992 Terry Davis  
Jon Harris  
Stephen Howard  
Tom Madden  
1993 Jon Harris  
Tom Madden  
1994 Jon Harris  
Vince Leigh  
Chris Priebe

## Conference-USA

### Academic Honor Roll

2003 Drake Diener  
Sean Farrell  
R.J. Pavalacka  
2004 Stelo Aioanei  
Drake Diener  
Sean Farrell  
Sam Leewood  
2005 Stelo Aioanei  
Cliff Clinkscales  
Drake Diener  
Sam Leewood

## BIG EAST All-Academic Team

2006-07 Adam Handler  
2007-08 Adam Handler  
2009-10 Joe Belcaster  
Michael Bizoukas  
Nate Rogers  
Mario Stula  
2010-11 Michael Bizoukas  
Jeremiah Kelly  
Edwind McGhee  
Mario Stula  
2011-12 Joe Belcaster  
Montray Clemons  
Edwind McGhee  
2012-13 Cory Dolins  
Donnavan Kirk  
Edwind McGhee  
Peter Ryckbosch  
2013-14 R.J. Curington  
Cory Dolins  
Billy Garrett Jr.  
Edwind McGhee  
Peter Ryckbosch  
2014-15 R.J. Curington  
Cory Dolins  
Billy Garrett Jr.  
Joe Hanel

2015-16 David Molinari  
Forrest Robinson  
Peter Ryckbosch  
Greg Squele  
Oumar Barry  
Eli Cain  
R.J. Curington  
Cory Dolins  
Billy Garrett Jr.  
Erten Gazi  
Joe Hanel  
Myke Henry  
David Leitao III  
Peter Ryckbosch  
Fred Scott

2016-17 Eli Cain  
R.J. Curington  
Brandon Cyrus  
Al Eichelberger  
Joe Hanel  
David Leitao III  
Peter Ryckbosch  
Fred Scott

2017-18 James Anderson  
Joe Hanel  
Jason Malonga  
Paul Reed  
Peter Ryckbosch  
Max Strus  
Pantelis Xidias

2018-19 Flynn Cameron  
John Diener  
Jason Malonga  
Paul Reed  
Lyrik Shreiner  
Max Strus


2019-20 Pantelis Xidias  
Flynn Cameron  
Brendan Favre  
Darius Hall  
Jason Malonga  
Sullivan Menard  
Charlie Moore  
Nick Ongenda  
Lyrik Shreiner  
Pantelis Xidias  
2020-21 Kobe Elvis  
Brendan Favre  
Javon Freeman-Liberty  
Oscar Lopez Jr.  
Jason Malonga  
Courvoisier McCauley  
Charlie Moore  
Pauly Paulicap  
Max Williams  
Pantelis Xidias  
2021-22 Ahamad Bynum  
Brendan Favre  
David Jones  
Shaheed Medlock  
Jalen Terry  
Max Williams

## NABC Team Academic Excellence Award

2016, 2017, 2019, 2020, 2021, 2022



# ★ 1,000 POINT CLUB




## MARK AGUIRRE

### 2,182 POINTS

### 1978-81

Only player in program history to score over 2,000 points, despite only playing three seasons. He is one of two DePaul players to have his jersey number (24) retired after his accomplished career than included being a two-time National Player of the Year and two-time first-team All-American. Aguirre holds the top three single-season scoring records and was the leading scorer on the 1979 Final Four Team. He was the first pick of the 1981 NBA Draft.

YEAR	G-GS	FG-A	FG%	FT-A	FT%	REB	AVG.	PF-D	A	TO	BK	S	MIN	TP	AVG.
1978-79	32	302-581	.520	163-213	.765	244	7.6	89	86	109	9	40	1206	767	24.0
1979-80	28	281-520	.540	187-244	.766	213	7.6	75	77	98	10	47	1049	749	26.8
1980-81	29	280-481	.582	106-137	.774	249	8.6	84	131	97	25	46	1069	666	23.0
<b>TOTALS</b>	<b>89</b>	<b>863-1582</b>	<b>.546</b>	<b>456-594</b>	<b>.768</b>	<b>706</b>	<b>7.9</b>	<b>248-</b>	<b>294</b>	<b>304</b>	<b>44</b>	<b>133</b>	<b>3324</b>	<b>2182</b>	<b>24.5</b>



## DAVID BOOTH

### 1,933 POINTS

### 1988-92

Was a honorable mention All-American in 1992 and became the first DePaul player to ever earn First Team All-Conference honors when he was named All-Great Midwest Conference in '92. He graduated as the first player in DePaul history to have 1,500 points, 500 rebounds, 200 assists and 100 blocks.

YEAR	G-GS	FG-A	FG%	FT-A	FT%	REB	AVG.	PF-D	A	TO	BK	S	MIN	TP	AVG.
1988-89	33-10	131-278	.471	63-86	.733	145	4.4	76	51	56	25	36	719	328	9.9
1989-90	35	221-501	.441	125-163	.767	213	6.1	68	45	48	45	48	592	592	16.9
1990-91	29	198-389	.509	140-185	.757	196	6.8	50	29	40	29	40	543	543	18.7
1991-92	27-27	163-319	.511	116-150	.773	144	5.3	74	36	66	14	41	798	470	17.4
<b>TOTALS</b>	<b>124</b>	<b>713-1487</b>	<b>.479</b>	<b>444-584</b>	<b>.760</b>	<b>698</b>	<b>5.6</b>		<b>205</b>		<b>113</b>	<b>165</b>		<b>1933</b>	<b>15.6</b>




## BRANDON YOUNG

### 1,899 POINTS

### 2010-14

Only player in program history with at least 1,200 points, 400 assists and 100 three-pointers and the only player with at least 100 assists in four seasons. He became the 48th 1,000 point scorer at DePaul against Arizona State on Dec. 12, 2012 and became the 10th player with 1,500 career points against FAU on Dec. 12, 2013. He started 125 of his 126 career games and had 102 career games in double-figures including 31 of 20 or more. He ranks among all-time leaders in nine career categories.

YEAR	G-GS	FG-A	FG%	FT-A	FT%	REB	AVG.	PF-D	A	TO	BK	S	MIN	TP	AVG.
2010-11	31-30	140-325	.431	78-110	.709	73	2.4	52	115	92	3	33	941	392	12.6
2011-12	31-30	162-383	.423	91-199	.765	82	2.6	75	147	75	3	49	944	451	14.5
2012-13	32-32	180-411	.438	144-194	.742	107	3.3	55	146	86	5	49	1008	535	16.7
2013-14	32-32	178-411	.433	136-201	.677	135	4.2	61	113	99	9	57	1114	521	16.3
<b>TOTALS</b>	<b>126-124</b>	<b>660-1530</b>	<b>.431</b>	<b>449-624</b>	<b>.720</b>	<b>397</b>	<b>3.2</b>	<b>209</b>	<b>521</b>	<b>352</b>	<b>20</b>	<b>188</b>	<b>4007</b>	<b>1899</b>	<b>15.1</b>




## DAVE CORZINE

### 1,896 POINTS

### 1974-78

Was honorable mention All-American in 1978 and was a first round NBA Draft pick. He concluded his DePaul career as the all-time leading scorer, before Mark Aguirre surpassed his mark in 1981. He is the Blue Demons all-time leading rebounder and remains the only player in program history to eclipse 1,000 rebounds. He served as a team captain in 1978 and scored 46 points against Louisville in the NCAA Tournament, sending DePaul to the Elite Eight.

YEAR	G-GS	FG-A	FG%	FT-A	FT%	REB	AVG.	PF-D	A	TO	BK	S	MIN	TP	AVG.
1974-75	25	134-309	.434	36-56	.643	216	8.6	65	63	--	--	--	--	304	12.2
1975-76	29	181-386	.469	88-124	.710	256	8.8	88	103	--	--	--	--	450	15.5
1976-77	27	219-448	.489	74-97	.763	339	12.6	71	81	--	--	--	--	512	19.0
1977-78	30	255-462	.552	120-152	.789	340	11.3	73	113	--	--	--	--	630	21.0
<b>TOTALS</b>	<b>111</b>	<b>789-1605</b>	<b>.492</b>	<b>318-429</b>	<b>.741</b>	<b>1151</b>	<b>10.4</b>	<b>297</b>	<b>360</b>	<b>--</b>	<b>--</b>	<b>--</b>	<b>--</b>	<b>1896</b>	<b>17.1</b>




## GEORGE MIKAN

### 1,870 POINTS

### 1942-46

Considered one of the greatest college basketball players ever and was voted as Player of the First Half Century (1950-90) by Sport Magazine. He is one of two DePaul players to have his jersey number retired (99). In his career he helped DePaul to the 1945 NIT Championship, 1943 Final Four and 1944 second-place NIT finish. He holds the single-game school scoring record (53) and is enshrined in the Naismith Hall of Fame as a charter member in 1959.

YEAR	G-GS	FG-A	FG%	FT-A	FT%	REB	AVG.	PF-D	A	TO	BK	S	MIN	TP	AVG.
1942-43	24	97	--	77-111	.694	--	--	--	--	--	--	--	--	271	11.3
1943-44	26	188	--	110-169	.651	--	--	--	--	--	--	--	--	486	18.7
1944-45	24	218	--	122-199	.613	--	--	--	--	--	--	--	--	558	23.3
1945-46	24	206	--	143-186	.769	--	--	--	--	--	--	--	--	555	23.1
<b>TOTALS</b>	<b>98</b>	<b>709</b>	<b>--</b>	<b>452-665</b>	<b>.680</b>	<b>--</b>	<b>--</b>	<b>--</b>	<b>--</b>	<b>--</b>	<b>--</b>	<b>--</b>	<b>--</b>	<b>1870</b>	<b>19.1</b>


**TOM KLEINSCHMIDT 1,837 POINTS 1991-95**


The first player in school history to earn conference Player of the Year honors in 1995. Was the only player in DePaul history with 1,000 points, 500 rebounds, 300 assists, 100 steals and 100 three-point field goals until Sammy Mejia reached those numbers in 2007. Was named honorable mention All-American as a senior in 1995.

YEAR	G-GS	FG-A	FG%	FT-A	FT%	REB	AVG.	PF-D	A	TO	BK	S	MIN	TP	AVG.
1991-92	28-3	55-139	.396	40-56	.714	77	2.8	49	58	42	1	20	429	158	5.6
1992-93	31-31	191-411	.465	139-184	.755	167	5.4	83	94	100	3	47	1001	548	17.7
1993-94	26	188-386	.487	130-181	.718	162	6.2	--	107	--	3	27	--	532	20.5
1994-95	28-27	198-416	.476	144-187	.770	153	5.5	65	127	71	2	43	947	599	21.4
<b>TOTALS</b>	<b>113-61</b>	<b>632-1352</b>	<b>.467</b>	<b>453-608</b>	<b>.745</b>	<b>559</b>	<b>4.9</b>	<b>--</b>	<b>386</b>	<b>213</b>	<b>9</b>	<b>137</b>		<b>1837</b>	<b>16.3</b>


**CLEVELAND MELVIN 1,792 POINTS 2010-14**

2011 BIG EAST Rookie of the Year and set a DePaul freshman record, previously held by Mark Aguirre, with a .522 field goal percentage. He reached 1,000 career points against Western Kentucky on Nov. 21, 2012 and became the ninth player in program history with 1,500 career points on Nov. 16, 2013. He recorded 91 games in double-figure scoring and 34 with multiple blocked shots.

YEAR	G-GS	FG-A	FG%	FT-A	FT%	REB	AVG.	PF-D	A	TO	BK	S	MIN	TP	AVG.
2010-11	27-18	163-312	.522	60-90	.667	134	5.0	134	19	41	40	26	708	386	14.3
2011-12	31-30	219-489	.448	87-137	.635	229	7.4	59	24	69	34	25	995	541	17.5
2012-13	32-31	216-451	.479	84-124	.677	217	6.8	58	25	72	26	39	994	531	16.6
2013-14	20-20	121-257	.471	59-93	.634	127	6.4	37	19	35	31	11	652	334	16.7
<b>TOTALS</b>	<b>110-99</b>	<b>719-1509</b>	<b>.476</b>	<b>290-444</b>	<b>.653</b>	<b>707</b>	<b>6.4</b>	<b>207</b>	<b>87</b>	<b>217</b>	<b>131</b>	<b>101</b>	<b>3349</b>	<b>1792</b>	<b>16.3</b>


**STEPHEN HOWARD 1,691 POINTS 1988-92**

The only first team Academic All-American in program history, doing so twice in his career in 1991 and 1992. He was First Team All-Great Midwest Conference in 1992, making him the first Blue Demon to earn all-conference honors. Holds the school record for games played (126) and free throws made while also ranking fifth in rebounding.

YEAR	G-GS	FG-A	FG%	FT-A	FT%	REB	AVG.	PF-D	A	TO	BK	S	MIN	TP	AVG.
1988-89	33-22	93-198	.470	61-82	.744	162	4.9	100	42	62	15	25	697	247	7.5
1989-90	35	170-369	.461	164-210	.781	285	8.1	98	51	96	23	39	1039	504	14.4
1990-91	29	147-283	.519	139-192	.724	183	6.3	90	44	76	12	31	776	444	15.3
1991-92	29-26	161-316	.509	164-213	.770	253	8.7	86	35	78	14	30	861	496	17.1
<b>TOTALS</b>	<b>126</b>	<b>571-1166</b>	<b>.490</b>	<b>528-697</b>	<b>.758</b>	<b>883</b>	<b>7.0</b>	<b>374</b>	<b>172</b>	<b>312</b>	<b>64</b>	<b>125</b>	<b>3373</b>	<b>1691</b>	<b>13.4</b>


**ELI CAIN 1,642 POINTS 2015-19**


First player in program history with 1,400 points, 350 assists and 150 three-pointers. Was a two-time member of the BIG EAST All-Academic team and played in 129 career games with 127 consecutive starts. Became the 12th player in program history to score 1,500 points on Feb. 27, 2019. He had 21 games of 20 or more points and is one of 29 players in program history with at least two games of 30 or more points.

YEAR	G-GS	FG-A	FG%	FT-A	FT%	REB	AVG.	PF-D	A	TO	BK	S	MIN	TP	AVG.
2015-16	31-29	111-256	.434	67-102	.657	93	3.0	83	55	62	12	23	877	320	10.3
2016-17	32-32	169-425	.398	111-154	.721	144	4.5	85	85	76	12	33	1059	500	15.6
2017-18	31-30	126-362	.348	76-115	.661	115	3.7	61	146	73	8	29	1040	364	11.7
2018-19	35-35	158-373	.424	81-118	.686	109	3.1	97	119	82	10	42	1189	458	13.1
<b>TOTALS</b>	<b>129-126</b>	<b>564-1416</b>	<b>.398</b>	<b>335-489</b>	<b>.685</b>	<b>461</b>	<b>3.6</b>	<b>326</b>	<b>405</b>	<b>293</b>	<b>42</b>	<b>127</b>	<b>4165</b>	<b>1642</b>	<b>12.7</b>


**BILLY GARRETT JR. 1,632 POINTS 2013-17**


2017 BIG EAST Scholar-Athlete of the Year, NACDA Division 1-AAA Scholar-Athlete Team and NABC Honors Court honoree. He was the 2014 BIG EAST Rookie of the Year and a three-time BIG EAST All-Academic Team member. He was the third player in program history to earn league Freshman/Rookie of the Year honors. Became the 49th player in program history with 1,000 career points on Jan. 9, 2016.

YEAR	G-GS	FG-A	FG%	FT-A	FT%	REB	AVG.	PF-D	A	TO	BK	S	MIN	TP	AVG.
2013-14	31-25	107-292	.366	132-160	.825	74	2.4	93	93	68	3	29	911	383	12.4
2014-15	32-32	100-252	.397	158-190	.832	78	2.4	90	126	74	8	22	961	393	12.3
2015-16	30-30	116-294	.395	118-144	.819	88	2.9	80	106	74	8	20	839	378	12.6
2016-17	32-32	140-361	.3888	157-178	.882	92	2.9	81	107	105	5	37	938	478	14.9
<b>TOTALS</b>	<b>125-119</b>	<b>463-1199</b>	<b>.386</b>	<b>565-672</b>	<b>.841</b>	<b>332</b>	<b>2.7</b>	<b>344</b>	<b>432</b>	<b>321</b>	<b>24</b>	<b>108</b>	<b>3649</b>	<b>1632</b>	<b>13.1</b>

**DALLAS COMEGYS****1,613 POINTS****1983-87**


Third team All-American in 1986-87 and holds every blocked shot record in school history. He is DePaul's all-time blocked shots leader with 297 and holds the single-season record of 108. He was a first round NBA Draft pick by Atlanta and key member of DePaul's Sweet Sixteen run in 1987.

YEAR	G-GS	FG-A	FG%	FT-A	FT%	REB	AVG.	PF-D	A	TO	BK	S	MIN	TP	AVG.
1983-84	28	119-241	.494	77-116	.664	181	6.5	62	22	25	79	13	716	315	11.3
1984-85	29	129-254	.508	84-128	.656	132	4.6	58	29		51	20	730	342	11.8
1985-86	30-24	158-307	.515	98-154	.636	169	5.6	93	47	92	59	28	924	414	13.8
1986-87	31-31	201-378	.532	140-190	.737	232	7.5	75	80	105	108	34	1053	542	17.5
<b>TOTALS</b>	<b>118</b>	<b>607-1180</b>	<b>.514</b>	<b>399-588</b>	<b>.679</b>	<b>714</b>	<b>6.1</b>	<b>288</b>	<b>178</b>	<b>222</b>	<b>297</b>	<b>95</b>	<b>3423</b>	<b>1613</b>	<b>13.7</b>

**TERRY DAVIS****1,534 POINTS****1989-93**


Was a captain in 1992-93 and named second team All-Great Midwest Conference. He was named a member of the Great Midwest All-Tournament team in 1993 and earned Freshman All-American honors in 1989-90 and is fourth in DePaul history with 3,657 minutes played.

YEAR	G-GS	FG-A	FG%	FT-A	FT%	REB	AVG.	PF-D	A	TO	BK	S	MIN	TP	AVG.
1989-90	34	139-313	.444	32-50	.640	114	3.4	--	45	--	3	16	--	333	9.8
1990-91	29	118-270	.437	56-72	.778	71	2.4	--	40	--	4	29	--	303	10.4
1991-92	29-29	178-337	.528	53-63	.841	102	3.5	60	73	73	2	33	900	418	14.4
1992-93	31-31	188-421	.447	63-92	.685	107	3.5	65	97	79	2	26	1039	480	15.5
<b>TOTALS</b>	<b>123</b>	<b>623-1341</b>	<b>.465</b>	<b>204-277</b>	<b>.736</b>	<b>394</b>	<b>3.2</b>		<b>255</b>		<b>11</b>	<b>104</b>		<b>1534</b>	<b>12.5</b>

**SAMMY MEJIA****1,494 POINTS****2003-07**


Second player in DePaul history with 1,000 points, 500 rebounds, 300 assists, 100 steals and 100 three-point field goals. He finished his career second in DePaul history for minutes played and scored a career-high 40 points against Northwestern State. Was named second team All-BIG EAST as a senior and member of the Conference USA All-Freshman team. Drafted in the second round of the 2007 NBA Draft.

YEAR	G-GS	FG-A	FG%	FT-A	FT%	REB	AVG.	PF-D	A	TO	BK	S	MIN	TP	AVG.
2003-04	32-31	81-206	.393	64-85	.753	137	4.3	58	140	90	2	32	947	253	7.9
2004-05	30-27	136-307	.443	62-99	.626	150	5.0	53	99	60	11	36	880	353	11.8
2005-06	27-25	147-304	.484	87-130	.669	107	4.0	57	68	59	4	22	871	408	15.1
2006-07	34-34	188-391	.481	62-103	.602	202	5.9	762	89	65	4	35	1140	480	14.1
<b>TOTALS</b>	<b>123-117</b>	<b>552-1208</b>	<b>.457</b>	<b>275-417</b>	<b>.659</b>	<b>596</b>	<b>4.8</b>	<b>240</b>	<b>396</b>	<b>274</b>	<b>21</b>	<b>125</b>	<b>3838</b>	<b>1494</b>	<b>12.1</b>

**CURTIS WATKINS****1,463 POINTS****1975-79**

Honorable mention All-American in 1979 after helping lead DePaul to the 1979 Final Four. Had 24 points in the win over UCLA in the Elite Eight. He is one of seven DePaul players to have 1,000 points and 800 rebounds. Finished his career with 810 rebounds, ranking ninth in DePaul History. He was selected in the fourth round of the 1979 NBA Draft.

YEAR	G-GS	FG-A	FG%	FT-A	FT%	REB	AVG.	PF-D	A	TO	BK	S	MIN	TP	AVG.
1975-76	29	102-195	.523	63-89	.708	206	7.1	79	40	--	--	--	--	267	9.2
1976-77	25	107-200	.535	58-64	.906	174	7.0	77	46	--	--	--	--	272	10.9
1977-78	30	149-279	.534	81-92	.880	171	5.7	79	66	--	--	--	--	379	12.6
1978-79	32	210-354	.593	125-144	.868	259	8.1	97	59	--	--	--	--	545	17.0
<b>TOTALS</b>	<b>116</b>	<b>568-1028</b>	<b>.553</b>	<b>327-389</b>	<b>.841</b>	<b>810</b>	<b>7.0</b>	<b>332</b>	<b>211</b>	<b>--</b>	<b>--</b>	<b>--</b>	<b>--</b>	<b>1463</b>	<b>12.6</b>

**HOWIE CARL****1,461 POINTS****1958-61**


Earned "Little" All-American honors, for players under 5'10". He holds the Alumni Hall single-game scoring record with 43 points against Marquette and made a school record 23 free throws on Dec. 23, 1960. He went on to play one season in the NBA.

YEAR	G-GS	FG-A	FG%	FT-A	FT%	REB	AVG.	PF-D	A	TO	BK	S	MIN	TP	AVG.
1958-59	24	166-425	.391	129-156	.827	107		55	--	--	--	--	--	461	
1959-60	24	169-438	.386	135-158	.854	109		45	--	--	--	--	--	473	
1960-61	25	183		161-184	.875				--	--	--	--	--	527	
<b>TOTALS</b>	<b>73</b>	<b>518</b>		<b>425-498</b>	<b>.853</b>				<b>--</b>	<b>--</b>	<b>--</b>	<b>--</b>	<b>--</b>	<b>1461</b>	

**ROD STRICKLAND****1,448 POINTS****1985-88**

Was a two-time honorable mention All-American pick and finished career third in school history for assists, despite only playing three seasons. Also second in school history with 204 steals. He had a career-high 13 assists on two occasions and posted double-figure assist totals seven times. Went on to be a first round selection in the 1988 NBA Draft by the New York Knicks.

YEAR	G-GS	FG-A	FG%	FT-A	FT%	REB	AVG.	PF-D	A	TO	BK	S	MIN	TP	AVG.
1985-86	31-23	176-354	.497	85-126	.675	84	2.7	74	159	84	5	69	1063	437	14.1
1986-87	30-27	188-323	.582	106-175	.606	113	3.8	56	196	86	5	60	980	490	16.3
1987-88	26	207-392	.528	83-137	.606	98	3.8	53	202	81	4	75	837	521	20.0
<b>TOTALS</b>	<b>87</b>	<b>571-1069</b>	<b>.534</b>	<b>274-438</b>	<b>.626</b>	<b>295</b>	<b>3.4</b>	<b>183</b>	<b>557</b>	<b>251</b>	<b>14</b>	<b>204</b>	<b>2880</b>	<b>1448</b>	<b>16.6</b>

**TERRY CUMMINGS****1,398 POINTS****1979-82**

Two-time All-American and ranks seventh in DePaul history with 857 rebounds. He is one of three DePaul players to have 1,300 points and 850 rebounds. He scored 37 points with 19 rebounds against Louisville as a junior while going 15-of-16 at the free throw line. He was the second pick of the 1982 NBA Draft by the San Diego Clippers.

YEAR	G-GS	FG-A	FG%	FT-A	FT%	REB	AVG.	PF-D	A	TO	BK	S	MIN	TP	AVG.
1979-80	28	154-303	.508	89-107	.832	263	9.4	84	40	43	34	24	861	397	14.2
1980-81	29	151-303	.498	75-100	.750	260	9.0	91	47	60	42	23	994	377	13.0
1981-82	28-28	244-430	.567	136-180	.756	334	11.9	91	57	89	36	48	1031	624	22.3
<b>TOTALS</b>	<b>85</b>	<b>549-1036</b>	<b>.530</b>	<b>300-387</b>	<b>.775</b>	<b>857</b>	<b>10.1</b>	<b>266</b>	<b>144</b>	<b>192</b>	<b>112</b>	<b>95</b>	<b>2886</b>	<b>1398</b>	<b>16.4</b>

**QUEMONT GREER****1,397 POINTS****2001-05**


Concluded his career 22nd in Conference USA history in scoring and is one of 11 players in school history to have 1,300 points and 600 rebounds. Was a first-team All-CUSA as a senior where he had a school record streak of eight 20+ scoring games. Was the first player in CUSA history to capture three consecutive Player of the Week honors and was named All-Tournament team as a junior.

YEAR	G-GS	FG-A	FG%	FT-A	FT%	REB	AVG.	PF-D	A	TO	BK	S	MIN	TP	AVG.
2001-02	28-14	68-180	.378	35-55	.636	87	3.1	55	33	48	9	19	531	193	6.9
2002-03	29-19	104-226	.460	45-74	.608	126	4.3	88	40	66	11	26	723	272	9.4
2003-04	32-32	149-334	.446	97-140	.693	236	7.4	108	51	91	23	30	1030	402	12.6
2004-05	29-29	199-435	.457	96-155	.619	219	7.6	71	23	68	21	17	969	530	18.3
<b>TOTALS</b>	<b>118-94</b>	<b>520-1175</b>	<b>.443</b>	<b>273-424</b>	<b>.644</b>	<b>668</b>	<b>5.7</b>	<b>322</b>	<b>147</b>	<b>273</b>	<b>64</b>	<b>92</b>	<b>3253</b>	<b>1397</b>	<b>11.8</b>

**TYRONE CORBIN****1,378 POINTS****1981-85**


Was a two-time honorable mention All-American who ranks third in DePaul history in single-season scoring with 893 points. He is one of three players in DePaul history with 1,300 points and 850 rebounds. He twice led the team in scoring and three times in rebounding. He was named to the NIT All-Star team in 1983 before being drafted in the second round of the 1985 NBA Draft. He served as the Utah Jazz head coach from 2011-14.

YEAR	G-GS	FG-A	FG%	FT-A	FT%	REB	AVG.	PF-D	A	TO	BK	S	MIN	TP	AVG.
1981-82	28-0	43-103	.417	56-78	.718	172	6.1	75	30	62	6	27	602	142	5.1
1982-83	33-28	124-263	.471	102-132	.773	262	7.9	99	39	74	31	21	1060	350	10.6
1983-84	30	166-316	.525	93-125	.744	233	7.8	79	89	72	9	42	1070	425	14.2
1984-85	29	189-354	.534	83-102	.814	236	8.1	82	69	73	11	45	1004	461	15.9
<b>TOTALS</b>	<b>120</b>	<b>522-1036</b>	<b>.504</b>	<b>334-437</b>	<b>.764</b>	<b>903</b>	<b>7.5</b>	<b>335</b>	<b>227</b>	<b>281</b>	<b>57</b>	<b>135</b>	<b>3736</b>	<b>1378</b>	<b>11.5</b>

**STANLEY BRUNDY****1,375 POINTS****1985-89**

One of only four blue De4mons to average double figures in scoring and rebounding in a season after averaging 19.5 and 10.2 as a senior. He still holds the Allstate Arena scoring record of 47 points and holds the school record for field goal percentage in a single game. He is one of eight players in DePaul history to score 40 or more points in a game. Went on to be a second round pick of the 1989 NBA Draft.

YEAR	G-GS	FG-A	FG%	FT-A	FT%	REB	AVG.	PF-D	A	TO	BK	S	MIN	TP	AVG.
1985-86	18-4	20-43	.465	5-17	.294	36	2.0	19	10	9	7	8	172	45	2.5
1986-87	31-0	111-195	.569	26-51	.510	203	6.5	77	22	30	19	39	662	248	8.0
1987-88	30	194-295	.658	52-100	.520	260	8.7	94	37	44	45	53	916	440	14.7
1988-89	33-33	286-441	.649	70-144	.486	336	10.2	104	38	66	47	67	1052	642	19.5
<b>TOTALS</b>	<b>112</b>	<b>611-974</b>	<b>.627</b>	<b>153-312</b>	<b>.490</b>	<b>835</b>	<b>7.5</b>	<b>294</b>	<b>107</b>	<b>149</b>	<b>118</b>	<b>167</b>	<b>2802</b>	<b>1375</b>	<b>12.3</b>

**WILL WALKER****1,361 POINTS****2006-10**

Only player in DePaul history with 1,300 career points and 185 three-pointers and is one of just six to score at least 30 points in for or more games. He is tied for fourth all-time with 123 career games. He started in 80 games including 45 straight over his junior and senior seasons. Ranks second with 195 career three-pointers and seventh with 152 steals and had 67 career games in double-figures.

YEAR	G-GS	FG-A	FG%	FT-A	FT%	REB	AVG.	PF-D	A	TO	BK	S	MIN	TP	AVG.
2006-07	30-13	34-92	.370	18-23	.783	40	1.3	34	28	12	1	18	447	98	3.3
2007-08	29-4	105-227	.463	28-42	.667	63	2.2	40	32	23	0	31	598	279	9.6
2008-09	33-33	180-433	.416	52-79	.658	86	2.6	57	49	44	6	55	1136	483	14.6
2009-10	31-30	177-494	.358	76-107	.710	93	3.0	54	79	52	4	48	1180	501	16.2
<b>TOTALS</b>	<b>123-80</b>	<b>496-1246</b>	<b>.398</b>	<b>174-251</b>	<b>.693</b>	<b>282</b>	<b>2.3</b>	<b>185</b>	<b>188</b>	<b>131</b>	<b>11</b>	<b>152</b>	<b>3361</b>	<b>1361</b>	<b>11.1</b>

**TERENCE GREENE****1,334 POINTS****1985-89**

Captain of the 1988-89 team and finished his career with 125 appearances. Ranks fourth in DePaul history with 449 assists after playing 3,585 minutes, the fourth-most in DePaul history.

YEAR	G-GS	FG-A	FG%	FT-A	FT%	REB	AVG.	PF-D	A	TO	BK	S	MIN	TP	AVG.
1985-86	31-15	70-180	.389	41-73	.562	81	2.6	61	88	67	0	20	782	181	5.8
1986-87	31-31	122-262	.466	73-110	.664	139	4.5	49	110	89	0	21	959	324	10.5
1987-88	30	120-277	.433	72-129	.558	137	4.6		83		3	25		338	11.3
1988-89	33-30	165-353	.467	122-188	.649	156	4.7	81	168	132	6	53	1041	491	14.9
<b>TOTALS</b>	<b>125</b>	<b>477-1072</b>	<b>.445</b>	<b>308-500</b>	<b>.616</b>	<b>513</b>	<b>4.1</b>		<b>449</b>		<b>9</b>	<b>119</b>		<b>1334</b>	<b>10.7</b>

**DRAELON BURNS****1,329 POINTS****2004-08**

Second team All-BIG EAST and the league's Player of the Week as a senior. He scored over 30 points three times during his senior season including consecutive 32-point efforts, making him the fifth DePaul player to do so. He set a school record by going 8-for-8 from three-point range in a win over Texas A&M-Corpus Christi and finished his career fourth in Depaul history for both three-point field goals and three-point field goal attempts.

YEAR	G-GS	FG-A	FG%	FT-A	FT%	REB	AVG.	PF-D	A	TO	BK	S	MIN	TP	AVG.
2004-05	28-2	34-88	.386	21-33	.636	49	1.8	32	28	25	0	17	350	96	3.4
2005-06	27-5	103-261	.395	72-86	.837	88	3.3	42	43	38	1	30	625	312	11.6
2006-07	34-16	130-310	.419	88-120	.733	102	3.0	57	81	52	5	35	880	394	11.6
2007-08	30-29	173-430	.402	119-147	.810	101	3.4	54	74	54	3	51	962	528	17.6
<b>TOTALS</b>	<b>119-52</b>	<b>440-1089</b>	<b>.404</b>	<b>300-386</b>	<b>.777</b>	<b>340</b>	<b>2.9</b>	<b>185</b>	<b>226</b>	<b>169</b>	<b>9</b>	<b>133</b>	<b>2817</b>	<b>1330</b>	<b>11.2</b>

**JIM LAMKIN****1,306 POINTS****1951-55**

Served as the captain of the 1953-54 team and graduated as the second-leading scorer in school history. He helped DePaul to the 1953 NCAA Tournament. Scored a career-best 30 points against Notre Dame on Feb. 6, 1954.

YEAR	G-GS	FG-A	FG%	FT-A	FT%	REB	AVG.	PF-D	A	TO	BK	S	MIN	TP	AVG.
1951-52	27	95-244	.389	53-87	.609			72						243	9.0
1952-53	28	161-430	.374	118-153	.771			96						440	15.7
1953-54	21	142-361	.393	105-128	.820	100	4.8	76						407	19.4
1954-55	21	83-233	.356	52-77	.675	69	3.3	66						218	10.4
<b>TOTALS</b>	<b>97</b>	<b>481-1268</b>	<b>.379</b>	<b>328-445</b>	<b>.737</b>			<b>310</b>						<b>1308</b>	<b>13.5</b>

**BOBBY SIMMONS****1,263 POINTS****1998-01**

The only player in school history to have 1,000 points, 700 rebounds, 200 assists and 100 steals. Was a third-team All-Conference USA as a senior and second team as a sophomore. Member of the Conference-USA All-Freshman team and scored a career-best 35 points against Northern Illinois in 2000. Tied a school record by going 12-for-12 from the free throw line against Syracuse. He was picked in the second round of the 2001 NBA Draft.

YEAR	G-GS	FG-A	FG%	FT-A	FT%	REB	AVG.	PF-D	A	TO	BK	S	MIN	TP	AVG.
1998-99	31-31	112-300	.373	92-116	.793	190	6.1	77	82	91	3	53	949	347	11.2
1999-00	33-33	142-308	.461	120-158	.759	262	7.9	97	53	85	10	48	1009	433	13.1
2000-01	29-28	149-333	.447	124-155	.800	248	8.6	97	72	60	4	23	981	483	16.7
<b>TOTALS</b>	<b>93-92</b>	<b>403-941</b>	<b>.428</b>	<b>336-429</b>	<b>.783</b>	<b>700</b>	<b>7.5</b>	<b>271</b>	<b>207</b>	<b>236</b>	<b>17</b>	<b>124</b>	<b>2939</b>	<b>1263</b>	<b>13.6</b>

**BRANDON COLE****1,262 POINTS****1991-95**

Captain of the 1994-95 team and graduated as the schools' all-time leader in three-point field goals. He is tied for ninth in DePaul history with 137 steals and 11th with 351 assists. He scored a career-best 32 points against Dayton in his final home game in 1995.

YEAR	G-GS	FG-A	FG%	FT-A	FT%	REB	AVG.	PF-D	A	TO	BK	S	MIN	TP	AVG.
1991-92	22-0	22-73	.301	5-11	.455	27	1.2	22	18	16	1	9	225	59	2.7
1992-93	31-30	147-318	.462	77-101	.762	92	3.0	94	135	105	0	42	1029	425	13.7
1993-94	26	115-284	.405	75-90	.833	117	4.5		83		1	43		339	13.0
1994-95	28-28	148-317	.467	86-103	.835	129	4.6	72	115	62	0	43	982	439	15.7
<b>TOTALS</b>	<b>107</b>	<b>432-992</b>	<b>.435</b>	<b>243-305</b>	<b>.797</b>	<b>365</b>	<b>3.4</b>		<b>351</b>		<b>2</b>	<b>137</b>		<b>1262</b>	<b>11.8</b>

**JOE PONSETTO****1,256 POINTS****1974-78**

Captain of the 1978 Blue Demons who reached the NCAA Regional Finals and also served as captain of the 1976-77 squad. He led DePaul in 1977-78 with 119 assists and grabbed a career-best 16 rebounds against Wisconsin in 1977. He was selected by the Chicago Bulls in the 1978 NBA Draft.

YEAR	G-GS	FG-A	FG%	FT-A	FT%	REB	AVG.	PF-D	A	TO	BK	S	MIN	TP	AVG.
1974-75	11	18-37	.486	13-20	.650	31	2.8	11	9	--	--	--	--	49	4.5
1975-76	29	207-397	.521	61-107	.570	252	8.7	76	69	--	--	--	--	475	16.4
1976-77	27	155-318	.487	33-59	.559	213	7.9	69	67	--	--	--	--	343	12.7
1977-78	30	174-352	.494	41-68	.603	208	6.9	77	119	--	--	--	--	389	13.0
<b>TOTALS</b>	<b>97</b>	<b>554-1104</b>	<b>.502</b>	<b>148-254</b>	<b>.583</b>	<b>704</b>	<b>7.3</b>	<b>233</b>	<b>264</b>	<b>--</b>	<b>--</b>	<b>--</b>	<b>--</b>	<b>1256</b>	<b>12.9</b>

**JOEY MEYER****1,233 POINTS****1968-71**


Graduated as the fourth-leading scorer in school history after leading the team in scoring in both his junior and senior seasons. Also graduated as the eighth-best free throw shooter in the program's history. Tossed 30 points in against St. Bonaventure on Dec. 5, 1970. He was DePaul's head coach for 13 years and was the 1987 National Coach of the Year.

YEAR	G-GS	FG-A	FG%	FT-A	FT%	REB	AVG.	PF-D	A	TO	BK	S	MIN	TP	AVG.
1968-69	25	130-295	.441	86-121	.711	71	2.8	49	--	--	--	--	--	346	13.8
1969-70	25	157-388	.405	92-118	.780	63	2.5	64	--	--	--	--	--	406	16.2
1970-71	25	192-489	.393	97-121	.802	87	3.5	54	--	--	--	--	--	481	19.2
<b>TOTALS</b>	<b>75</b>	<b>479-1172</b>	<b>.409</b>	<b>275-360</b>	<b>.764</b>	<b>221</b>	<b>2.9</b>	<b>167</b>	<b>--</b>	<b>--</b>	<b>--</b>	<b>--</b>	<b>--</b>	<b>1233</b>	<b>16.4</b>

**MAX STRUS****1,226 POINTS****2017-19**

Played two seasons at DePaul after transferring from Division II Lewis University. He started at 66 games and scored 705 points as a senior joining Mark Aguirre as the only DePaul player to score over 700 points in a season. His career scoring average of 18.6 is fourth in program history. Scored double-figures in 58 of 66 career games and set school single-season record with 113 three-pointers as a senior. Second Team All-BIG EAST honoree and CoSIDA Academic All-District.

YEAR	G-GS	FG-A	FG%	FT-A	FT%	REB	AVG.	PF-D	A	TO	BK	S	MIN	TP	AVG.
2017-18	31-31	171-419	.408	98-122	.803	175	5.6	90	85	82	16	40	1104	521	16.8
2018-19	35-35	232-541	.429	128-152	.842	207	5.9	103	77	70	17	33	1309	705	20.1
<b>TOTALS</b>	<b>66-66</b>	<b>403-960</b>	<b>.420</b>	<b>226-274</b>	<b>.825</b>	<b>382</b>	<b>5.8</b>	<b>193</b>	<b>162</b>	<b>152</b>	<b>33</b>	<b>73</b>	<b>2413</b>	<b>1226</b>	<b>18.6</b>

**RON SOBIESZCZYK****1,222 POINTS****1953-56**

Finished 29th in the nation in scoring, 13th in free throw percentage and ninth in rebounding as a senior. He was the captain of the 1955-56 NCAA Tournament team and first DePaul player since George Mikan to score over 300 points in each of his varsity seasons. He played on the college All-Star team that toured the country with the Harlem Globetrotters and went on to play four seasons in the NBA with the New York Knicks and Minneapolis Lakers.

YEAR	G-GS	FG-A	FG%	FT-A	FT%	REB	AVG.	PF-D	A	TO	BK	S	MIN	TP	AVG.
1953-54	21	96-244	.393	111-164	.677	175	8.3	70	--	--	--	--	--	301	14.3
1954-55	22	117-232	.504	147-188	.782	205	9.3	81	--	--	--	--	--	381	17.3
1955-56	24	164-353	.465	212-261	.812	316	13.2	78	--	--	--	--	--	540	22.5
<b>TOTALS</b>	<b>67</b>	<b>377-829</b>	<b>.455</b>	<b>470-613</b>	<b>.767</b>	<b>696</b>	<b>10.4</b>	<b>229</b>	<b>--</b>	<b>--</b>	<b>--</b>	<b>--</b>	<b>--</b>	<b>1222</b>	<b>18.2</b>

**RON NORWOOD****1,215 POINTS****1974-77**


Played three seasons at DePaul after transferring from Providence following his freshman year. Set the school single-season scoring record as a sophomore. Had a career-high 35 points in a win over Memphis State and helped DePaul win its first NCAA Tournament game in 11 years with a victory over Virginia in 1976. He was drafted in the fifth round of the 1977 NBA Draft by the Milwaukee Bucks.

YEAR	G-GS	FG-A	FG%	FT-A	FT%	REB	AVG.	PF-D	A	TO	BK	S	MIN	TP	AVG.
1974-75	25	147-303	.482	55-79	.696	135	5.4	72	97	--	--	--	--	349	14.0
1975-76	29	231-461	.501	97-147	.660	99	3.4	95	133	--	--	--	--	559	19.3
1976-77	26	121-305	.397	65-90	.722	48	1.8	77	126	--	--	--	--	307	11.8
<b>TOTALS</b>	<b>80</b>	<b>499-1069</b>	<b>.467</b>	<b>217-316</b>	<b>.687</b>	<b>282</b>	<b>244</b>	<b>3.5</b>	<b>366</b>	<b>--</b>	<b>--</b>	<b>--</b>	<b>--</b>	<b>1215</b>	<b>15.2</b>

**GARY GARLAND****1,214 POINTS****1975-79**

Most valuable player of the 1979 NCAA West Regional and set a school record with 10 steals in the tournament game against USC. He hit the game-winning basket to beat Notre Dame in the famous 1978 contest. Nicknamed Music Man, he sang the national anthem prior to several DePaul home games. Went on to play in the NBA for the Denver Nuggets.

YEAR	G-GS	FG-A	FG%	FT-A	FT%	REB	AVG.	PF-D	A	TO	BK	S	MIN	TP	AVG.
1975-76	19	25-68	.368	11-16	.688	42	2.2	21	14	--	--	--	--	61	3.2
1976-77	27	92-233	.395	19-26	.731	106	3.9	48	67	--	--	--	--	203	7.5
1977-78	30	179-376	.476	49-60	.817	154	5.1	59	116	--	--	--	--	407	13.6
1978-79	32	237-532	.445	69-84	.821	180	5.6	65	188	--	--	--	--	543	17.0
<b>TOTALS</b>	<b>108</b>	<b>533-1209</b>	<b>.441</b>	<b>148-186</b>	<b>.796</b>	<b>482</b>	<b>4.5</b>	<b>193</b>	<b>385</b>	<b>--</b>	<b>--</b>	<b>--</b>	<b>--</b>	<b>1214</b>	<b>11.2</b>

**DRAKE DIENER****1,208 POINTS****2001-05**

Holds the school record for career free throw percentage, three-point field goals and three-point field goal attempts. He was a third-team All-CUSA as a senior and NACDA I-AAA Men's Basketball Scholar-Athlete of the Year. Was also a two-time CUSA Men's Basketball Scholar-Athlete of the Year.

YEAR	G-GS	FG-A	FG%	FT-A	FT%	REB	AVG.	PF-D	A	TO	BK	S	MIN	TP	AVG.
2001-02	28-11	48-142	.338	16-19	.842	61	2.2	58	31	22	2	20	518	141	5.0
2002-03	29-28	78-174	.448	32-39	.821	85	2.9	89	99	51	3	21	842	222	7.7
2003-04	32-32	131-259	.506	74-85	.871	111	3.5	70	79	43	3	23	1115	404	12.6
2004-05	31-30	143-307	.466	70-77	.909	89	2.9	75	88	53	2	20	1030	441	14.2
<b>TOTALS</b>	<b>120-101</b>	<b>400-882</b>	<b>.454</b>	<b>192-220</b>	<b>.873</b>	<b>346</b>	<b>2.9</b>	<b>292</b>	<b>297</b>	<b>169</b>	<b>10</b>	<b>84</b>	<b>3505</b>	<b>1208</b>	<b>10.1</b>

**KEN WARZYNSKI****1,203 POINTS****1967-70**


Graduated as the fifth leading scorer and second leading rebounder in school history. He holds the single-game school record with 28 rebounds against Harvard on Jan. 3, 1970. He currently ranks fourth on school's all-time rebounding list and is third in rebounding average of 11.6. Owns two of the top five single-game rebounding efforts in school history.

YEAR	G-GS	FG-A	FG%	FT-A	FT%	REB	AVG.	PF-D	A	TO	BK	S	MIN	TP	AVG.
1967-68	25	149-337	.442	50-75	.667	235	9.4	70	--	--	--	--	--	348	13.9
1968-69	25	147-341	.431	69-106	.651	276	11.0	71	--	--	--	--	--	363	14.5
1969-70	25	189-402	.470	114-170	.671	379	15.2	65	--	--	--	--	--	492	19.7
<b>TOTALS</b>	<b>75</b>	<b>485-1080</b>	<b>.449</b>	<b>233-351</b>	<b>.664</b>	<b>890</b>	<b>11.9</b>	<b>206</b>	<b>--</b>	<b>--</b>	<b>--</b>	<b>--</b>	<b>--</b>	<b>1203</b>	<b>16.0</b>

**LANCE WILLIAMS****1,170 POINTS****1998-02**

Team captain in 2001-02 and finished his career as one of 17 players in school history to have 1,000 points and 600 rebounds. Was a third-team All-Conference USA pick as a freshman and member of the league's All-Freshman team.

YEAR	G-GS	FG-A	FG%	FT-A	FT%	REB	AVG.	PF-D	A	TO	BK	S	MIN	TP	AVG.
1998-99	31-30	187-374	.500	58-109	.532	241	7.8	87	19	65	18	19	998	432	13.9
1999-00	23-7	59-129	.457	19-35	.543	77	3.3	37	1	31	8	2	447	137	6.0
2000-01	28-24	125-263	.475	49-74	.662	161	5.8	76	9	43	9	8	759	299	10.7
2001-02	27-17	125-259	.483	52-75	.693	201	7.4	56	19	44	16	19	709	302	11.2
<b>TOTALS</b>	<b>109-78</b>	<b>496-1025</b>	<b>.484</b>	<b>178-293</b>	<b>.608</b>	<b>680</b>	<b>6.2</b>	<b>256</b>	<b>48</b>	<b>183</b>	<b>51</b>	<b>48</b>	<b>2913</b>	<b>1170</b>	<b>10.7</b>

**BERNARD RANDOLPH****1,161 POINTS****1979-83**

Named NBC Television's Player of the Game after scoring 20 points in 18 minutes against Syracuse. Went on to be drafted in the 10th round of the NBA Draft by the New York Knicks in 1983.

YEAR	G-GS	FG-A	FG%	FT-A	FT%	REB	AVG.	PF-D	A	TO	BK	S	MIN	TP	AVG.
1979-80	16	26-58	.448	18-25	.270	29	1.8	13	10	--	--	--	--	70	4.4
1980-81	29	95-170	.559	50-82	.610	81	2.8	41	37	44	3	20	506	240	8.3
1981-82	28-25	169-333	.508	73-106	.689	142	5.1	75	57	62	4	43	834	411	14.7
1982-83	32-13	173-375	.461	94-124	.758	132	4.1	85	60	70	0	43	866	440	13.8
<b>TOTALS</b>	<b>105</b>	<b>463-936</b>	<b>.495</b>	<b>235-337</b>	<b>.697</b>	<b>384</b>	<b>3.7</b>	<b>214</b>	<b>164</b>					<b>1161</b>	<b>11.1</b>

**QUENTIN RICHARDSON****1,147 POINTS****1998-00**

National Freshman of the Year in 1998...Conference USA Player of the Year as a freshman and honorable mention All-American in both seasons with the Blue Demons. His scoring average is fifth in school history and rebounding average is sixth. He averaged a double-double for his career with 17.9 points and 10.2 rebounds per game. He ranks eighth in school history for three-point field goals and was the second-fastest DePaul player to 1,000 points. Was 18th pick of 2000 NBA Draft.

YEAR	G-GS	FG-A	FG%	FT-A	FT%	REB	AVG.	PF-D	A	TO	BK	S	MIN	TP	AVG.
1998-99	31-29	203-425	.478	136-183	.743	327	10.5	69	32	61	8	24	1040	586	18.9
1999-00	33-33	202-468	.432	84-119	.706	325	9.8	75	72	77	9	35	1150	561	17.0
<b>TOTALS</b>	<b>64-62</b>	<b>405-893</b>	<b>.454</b>	<b>220-302</b>	<b>.728</b>	<b>652</b>	<b>10.2</b>	<b>144</b>	<b>104</b>	<b>138</b>	<b>17</b>	<b>59</b>	<b>2190</b>	<b>1147</b>	<b>17.9</b>

**ANDRE BROWN****1,146 POINTS****2000-04**


Concluded his career ranked among DePaul's all-time leaders for rebounds, minutes played, blocked shots and rebounding. Ranks fourth in C-USA history for rebounds and was first DePaul player since Tyrone Corbin to lead DePaul in rebounding average for three consecutive seasons. Set the C-USA single-game record with 27 rebounds at TCU as a sophomore. Posted 28 career double-doubles.

YEAR	G-GS	FG-A	FG%	FT-A	FT%	REB	AVG.	PF-D	A	TO	BK	S	MIN	TP	AVG.
2000-01	30-6	78-169	.462	39-83	.470	146	4.9	61	9	52	13	25	678	195	6.5
2001-02	26-25	148-294	.503	82-147	.558	245	9.4	71	23	63	25	23	827	378	14.5
2002-03	28-18	100-216	.463	63-111	.568	252	9.0	62	15	48	14	15	854	263	9.4
2003-04	23-23	122-214	.570	66-137	.482	212	9.2	55	8	39	18	14	741	310	13.5
<b>TOTALS</b>	<b>107</b>	<b>448-893</b>	<b>.502</b>	<b>250-478</b>	<b>.523</b>	<b>855</b>	<b>8.0</b>	<b>249</b>	<b>55</b>	<b>202</b>	<b>70</b>	<b>77</b>	<b>3100</b>	<b>1146</b>	<b>10.7</b>

**JIM MURPHY****1,121 POINTS****1962-65**

A true point guard who was able to score and run the offense. Shot over 80 percent in two of his seasons played.

YEAR	G-GS	FG-A	FG%	FT-A	FT%	REB	AVG.	PF-D	A	TO	BK	S	MIN	TP	AVG.
1962-63	23	104-243	.428	39-61	.639	55	2.4	63	--	--	--	--	--	247	10.7
1963-64	25	153-381	.402	93-107	.869	123	4.9	65	--	--	--	--	--	399	16.0
1964-65	27	196-466	.421	83-93	.892	88	3.3	74	--	--	--	--	--	475	17.6
<b>TOTALS</b>	<b>75</b>	<b>453-1090</b>	<b>.416</b>	<b>215-261</b>	<b>.824</b>	<b>266</b>	<b>3.5</b>	<b>202</b>	<b>--</b>	<b>--</b>	<b>--</b>	<b>--</b>	<b>--</b>	<b>1121</b>	<b>14.9</b>

**M.C. THOMPSON****1,111 POINTS****1960-63**

Averaged a double-double for his career with 15.6 points per game and 13.7 rebounds. Was a captain of the 1962-63 NIT team and holds the school record for rebounding average in both a career and season. Was drafted in the 1963 NBA Draft by the New York Knicks.


YEAR	G-GS	FG-A	FG%	FT-A	FT%	REB	AVG.	PF-D	A	TO	BK	S	MIN	TP	AVG.
1960-61	25	139	--	97	--	333	--	--	--	--	--	--	--	375	15.0
1961-62	23	135-327	.413	104-159	.654	354	--	66	--	--	--	--	--	376	16.3
1962-63	23	138-314	.439	84-125	.672	385	--	60	--	--	--	--	--	360	15.7
<b>TOTALS</b>	<b>71</b>	<b>412</b>		<b>285</b>		<b>972</b>	<b>--</b>	<b>--</b>	<b>--</b>	<b>--</b>	<b>--</b>	<b>--</b>	<b>--</b>	<b>1111</b>	<b>15.6</b>



**KENNY PATTERSON****1,111 POINTS****1981-85**

Honorable mention All-American in 1985 and is DePaul's all-time assist leader. He played more minutes than any other Blue Demon and is the only DePaul player to log over 4,000 minutes played. He started 114 consecutive games during his DePaul career before being selected in the third round of the 1985 NBA Draft.

YEAR	G-GS	FG-A	FG%	FT-A	FT%	REB	AVG.	PF-D	A	TO	BK	S	MIN	TP	AVG.
1981-82	28-22	83-174	.477	37-61	.607	60	3.3	60	92	62	3	56	761	203	7.3
1982-83	33-33	136-317	.429	68-112	.607	107	3.2	77	187	104	5	77	1205	340	10.3
1983-84	30	99-246	.402	52-92	.565	75	2.5	66	189	--	6	68	1057	250	8.3
1984-85	29	126-267	.472	66-91	.725	68	2.3	61	201	--	3	79	1016	318	11.0
<b>TOTALS</b>	<b>120</b>	<b>444-1004</b>	<b>.442</b>	<b>223-356</b>	<b>.626</b>	<b>310</b>		<b>264</b>	<b>669</b>		<b>17</b>	<b>280</b>	<b>4039</b>	<b>1111</b>	<b>9.3</b>

**RON FEIEREISEL****1,109 POINTS****1950-53**

Graduated as the school's leading scorer and was the captain of the 1953 NCAA Tournament Team. He was named the Most Valuable Player of the Chicago Stadium Doubleheader Series during the 1951-52 season. Feiereisel served as the head coach of the DePaul women's team for four seasons from 1980-84. He played one season in the NBA for the Minneapolis Lakers.

YEAR	G-GS	FG-A	FG%	FT-A	FT%	REB	AVG.	PF-D	A	TO	BK	S	MIN	TP	AVG.
1950-51	25	79-214	.369	64-93	.688	--	--	67	--	--	--	--	--	222	8.9
1951-52	27	134-377	.355	113-144	.785	--	--	82	--	--	--	--	--	381	14.1
1952-53	28	171-406	.421	161-202	.797	--	--	68	--	--	--	--	--	503	18.0
<b>TOTALS</b>	<b>80</b>	<b>384-997</b>	<b>.385</b>	<b>338-439</b>	<b>.770</b>	<b>--</b>	<b>--</b>	<b>217</b>	<b>--</b>	<b>--</b>	<b>--</b>	<b>--</b>	<b>--</b>	<b>1106</b>	<b>13.8</b>

**GREG BOYD****1,106 POINTS****1972-75**

Was a three-year starter who helped the Blue Demons post winning seasons in each of his varsity seasons and served as captain of the 1974-75 team. He scored a career-high 32 points in a win at Villanova during the 1972-73 seasons.

YEAR	G-GS	FG-A	FG%	FT-A	FT%	REB	AVG.	PF-D	A	TO	BK	S	MIN	TP	AVG.
1972-73	25	181-394	.456	76-89	.854	56	2.7	70	67	--	--	--	--	438	17.5
1973-74	25	163-359	.454	69-99	.697	59	2.6	79	65	--	--	--	--	395	15.8
1974-75	25	118-261	.452	37-45	.822	51	2.0	78	85	--	--	--	--	273	10.9
<b>TOTALS</b>	<b>75</b>	<b>462-1014</b>	<b>.456</b>	<b>182-233</b>	<b>.781</b>	<b>166</b>	<b>2.2</b>	<b>227</b>	<b>217</b>	<b>--</b>	<b>--</b>	<b>--</b>	<b>--</b>	<b>1106</b>	<b>14.7</b>

**CLYDE BRADSHAW****1,102 POINTS****1977-81**


He was a captain in 1979-80 and 1980-81 for the Blue Demons. Was named an honorable mention All-American in 1981 and helped DePaul to a 106-13 record during his career. He set a Rosemont Horizon record with 14 assists against Creighton. He went on to be drafted by the Atlanta Hawks in the second round in 1981.

YEAR	G-GS	FG-A	FG%	FT-A	FT%	REB	AVG.	PF-D	A	TO	BK	S	MIN	TP	AVG.
1977-78	30	73-155	.471	36-51	.706	42	1.4	43	41	--	--	--	--	182	6.1
1978-79	32	136-313	.435	79-111	.712	125	3.9	84	162	--	--	--	--	351	11.0
1979-80	28	117-258	.453	60-98	.612	132	4.7	67	215	--	--	--	--	294	10.5
1980-81	29	106-220	.482	63-79	.797	108	3.7	61	188	76	4	79	1059	275	9.5
<b>TOTALS</b>	<b>119</b>	<b>432-946</b>	<b>.457</b>	<b>238-339</b>	<b>.702</b>	<b>407</b>	<b>3.4</b>	<b>255</b>	<b>606</b>	<b>76</b>	<b>4</b>	<b>79</b>		<b>1102</b>	<b>9.3</b>

**BILL ROBINZINE****1,077 POINTS****1972-75**

Came to DePaul as a walk-on in 1972 and eventually served as team captain in 1974-75. He averaged a career double-double with 16.6 points and 11.4 rebounds per game. His father Bill also played for the Blue Demons (1953-56). He became the first DePaul player ever picked in the first round of the NBA Draft when he was selected 10th overall by the Kansas City Kings.

YEAR	G-GS	FG-A	FG%	FT-A	FT%	REB	AVG.	PF-D	A	TO	BK	S	MIN	TP	AVG.
1972-73	25	130-284	.458	79-100	.790	253	10.1	103	58	--	--	--	--	339	13.6
1973-74	15	103-205	.502	46-60	.767	153	10.2	61	25	--	--	--	--	252	16.8
1974-75	25	195-381	.512	96-130	.738	338	13.5	94	41	--	--	--	--	486	19.4
<b>TOTALS</b>	<b>65</b>	<b>428-870</b>	<b>.492</b>	<b>221-290</b>	<b>.762</b>	<b>744</b>	<b>11.4</b>	<b>258</b>	<b>124</b>	<b>--</b>	<b>--</b>	<b>--</b>	<b>--</b>	<b>1077</b>	<b>16.6</b>

**SKIP DILLARD****1,074 POINTS****1979-82**

Served as a co-captain of the 1981-82 team and was a two-time honorable mention All-American. Went on to be drafted by the Chicago Bulls in the ninth round of the 1982 NBA Draft.

YEAR	G-GS	FG-A	FG%	FT-A	FT%	REB	AVG.	PF-D	A	TO	BK	S	MIN	TP	AVG.
1979-80	28	135-273	.495	70-82	.854	98	3.5	60	87	--	--	--	--	340	12.1
1980-81	29	156-299	.522	48-57	.842	88	3.0	65	92	47	3	51	983	360	12.4
1981-82	28-26	156-344	.453	62-80	.775	71	2.5	65	58	56	2	50	960	374	13.4
<b>TOTALS</b>	<b>85</b>	<b>447-916</b>	<b>.488</b>	<b>180-219</b>	<b>.822</b>	<b>257</b>	<b>3.0</b>	<b>190</b>	<b>237</b>					<b>1074</b>	<b>12.6</b>

**GENE STUMP****1,071 POINTS****1943-47**

Team captain of the 1946-47 squad and was the second DePaul player to eclipse the 1,000 point mark. He was the top guard on the DePaul 1945 NIT Championship team and had a 78-21 record during his DePaul career. He was the second-leading scorer in two of his seasons (behind George Mikan) and went on to play three seasons for the Boston Celtics.

YEAR	G-GS	FG-A	FG%	FT-A	FT%	REB	AVG.	PF-D	A	TO	BK	S	MIN	TP	AVG.
1943-44															
1944-45															
1945-46															
1946-47															
<b>TOTALS</b>	<b>94</b>													<b>1071</b>	<b>11.4</b>

**MAC KOSHWAL****1,019 POINTS****2007-10**

Team captain since his freshman season and was the first freshman in program history to be named team captain. He averaged a double-double as a junior with 16.1 points and 10.1 rebounds per game. He totaled 27 career double-doubles and 58 games in double-figures. Became the 46th player in school history with 1,000 career points on March 5, 2010 against St. John's. He ranks in DePaul's all-time top 15 career rebounds and rebounding average.

YEAR	G-GS	FG-A	FG%	FT-A	FT%	REB	AVG.	PF-D	A	TO	BK	S	MIN	TP	AVG.
2007-08	30-28	129-260	.496	62-112	.554	251	8.4	84	29	58	20	37	940	322	10.7
2008-09	32-32	157-298	.527	77-134	.575	308	9.6	81	57	87	14	42	1026	391	12.2
2009-10	19-16	123-226	.544	60-109	.550	191	10.1	53	38	61	17	35	663	306	16.1
<b>TOTALS</b>	<b>81-76</b>	<b>409-784</b>	<b>.522</b>	<b>199-355</b>	<b>.561</b>	<b>750</b>	<b>9.3</b>	<b>218</b>	<b>124</b>	<b>206</b>	<b>51</b>	<b>114</b>	<b>2629</b>	<b>1019</b>	<b>12.6</b>

**AL BURKS****1,003 POINTS****1969-73**

Co-captain of the 1972-73 squad and led the 1971-72 team in scoring. He was a three-year starter and scored a career-high 32 points against Drake in 1972.

YEAR	G-GS	FG-A	FG%	FT-A	FT%	REB	AVG.	PF-D	A	TO	BK	S	MIN	TP	AVG.
1970-71	25	157-333	.471	49-75	.653	242	9.7	53	--	--	--	--	--	363	14.5
1971-72	23	212-398	.533	44-75	.587	190	8.3	63	--	--	--	--	--	468	20.3
1972-73	11	75-182	.412	22-27	.815	105	9.5	28	19	--	---	--	--	172	15.6
<b>TOTALS</b>	<b>59</b>	<b>444-913</b>	<b>.486</b>	<b>115-177</b>	<b>.650</b>	<b>537</b>	<b>9.1</b>	<b>144</b>						<b>1003</b>	<b>17.0</b>

# ★ CONFERENCE TOURNAMENT RESULTS

## GREAT MIDWEST CONFERENCE

DATE	ROUND	SEED	OPPONENT	LOCATION	RESULT
3/13/92	Semifinals	#1	Memphis State	Chicago, Ill.	L, 75-95
3/11/93	Quarterfinals	#5	UAB	Memphis, Tenn.	W, 66-64
3/12/93	Semifinals	#5	Cincinnati	Memphis, Tenn.	L, 69-78
3/10/94	Quarterfinals	#5	Cincinnati	Cincinnati, Ohio	L, 86-95
3/9/95	Quarterfinals	#5	Cincinnati	Milwaukee, Wis.	L, 95-96 (OT)

## CONFERENCE USA

DATE	ROUND	SEED	OPPONENT	LOCATION	RESULT
3/6/96	First Round	#10	Charlotte	Memphis, Tenn.	W, 66-60
3/7/96	Quarterfinals	#10	Memphis	Memphis, Tenn.	L, 69-92
3/5/97	First Round	#12	Marquette	St. Louis, Mo.	L, 53-79
3/4/98	First Round	#10	Marquette	Cincinnati, Ohio	L, 50-52
3/3/99	First Round	#6	Tulane	Birmingham, Ala.	W, 95-59
3/4/99	Quarterfinals	#6	UAB	Birmingham, Ala.	L, 73-79
3/9/00	Quarterfinals	#3	Memphis	Memphis, Tenn.	W, 80-76
3/10/00	Semifinals	#3	Charlotte	Memphis, Tenn.	W, 56-49
3/11/00	Finals	#3	Saint Louis	Memphis, Tenn.	L, 49-56
3/7/01	First Round	#11	South Florida	Louisville, Ky.	L, 59-63
3/12/03	First Round	#7	South Florida	Louisville, Ky.	L, 74-76
3/11/04	Quarterfinals	#1	TCU	Cincinnati, Ohio	W, 89-65
3/12/04	Semifinals	#1	UAB	Cincinnati, Ohio	W, 75-74 (OT)
3/13/04	Finals	#1	Cincinnati	Cincinnati, Ohio	L, 50-55
3/9/05	First Round	#5	Tulane	Memphis, Tenn.	W, 81-71
3/10/05	Quarterfinals	#5	UAB	Memphis, Tenn.	L, 56-59

## BIG EAST CONFERENCE

DATE	ROUND	SEED	OPPONENT	LOCATION	RESULT
3/7/07	First Round	#8	Villanova	New York, N.Y.	L, 75-67
3/10/09	First Round	#16	Cincinnati	New York, N.Y.	W, 67-57
3/11/09	Second Round	#16	Providence	New York, N.Y.	L, 74-83
3/9/10	First Round	#16	USF	New York, N.Y.	L, 49-58
3/8/11	First Round	#16	UConn	New York, N.Y.	L, 71-97
3/6/12	First Round	#16	UConn	New York, N.Y.	L, 67-81
3/12/13	First Round	#14	Rutgers	New York, N.Y.	L, 57-76
3/12/14	First Round	#10	Georgetown	New York, N.Y.	W, 60-56
3/13/14	Quarterfinals	#10	Creighton	New York, N.Y.	L, 62-84
3/11/15	First Round	#7	Creighton	New York, N.Y.	L, 63-78
3/9/16	First Round	#9	Georgetown	New York, N.Y.	L, 53-70
3/8/17	First Round	#10	Xavier	New York, N.Y.	L, 64-75
3/7/18	First Round	#10	Marquette	New York, N.Y.	L, 69-72
3/13/19	First Round	#10	St. John's	New York, N.Y.	L, 74-82
3/11/20	First Round	#10	Xavier	New York, N.Y.	W, 71-67
3/12/20	Quarterfinal	#10	Villanova	New York, N.Y.	canceled
3/10/21	First Round	#11	Providence	New York, N.Y.	W, 70-62
3/11/21	Quarterfinal	#11	UConn	New York, N.Y.	L, 60-94
3/9/22	First Round	#10	St. John's	New York, N.Y.	L, 73-92
3/8/23	First Round	#10	Seton Hall	New York, N.Y.	W, 66-65
3/9/23	Quarterfinal	#10	Xavier	New York, N.Y.	L, 84-89

# NCAA TOURNAMENT RESULTS

DATE	ROUND	SEED	OPP. SEED	OPPONENT	LOCATION	RESULT
1943	Quarterfinals			Dartmouth	New York, N.Y.	W, 45-36
1943	Semifinals			Georgetown	New York, N.Y.	L, 53-49
3/10/53	Quarterfinals			Miami (Ohio)	Fort Wayne, Ind.	W, 74-72
3/13/53	Semifinals			Indiana	Chicago, Ill.	L, 80-82
3/14/53	Regional 3rd Place			Pennsylvania	Chicago, Ill.	L, 70-90
3/12/56	First Round			Wayne State	Ft. Wayne, Ind.	L, 63-72
3/7/59	Quarterfinals			Portland State	Portland, Ore.	W, 57-56
3/13/59	Semifinals			Kansas State	Lawrence, Kan.	L, 70-102
3/14/59	Regional 3rd Place			TCU	Lawrence, Kan.	L, 65-71
3/7/60	Quarterfinals			Air Force	Chicago, Ill.	W, 99-69
3/11/60	Semifinals			Cincinnati	Manhattan, Kan.	L, 59-99
3/12/60	Regional 3rd Place			Texas	Manhattan, Kan.	W, 67-61
3/9/65	Quarterfinals			Eastern Kentucky	Bowling Green, Ky.	W, 99-52
3/12/65	Semifinals			Vanderbilt	Lexington, Ky.	L, 79-83 (OT)
3/16/65	Regional 3rd Place			Dayton	Lexington, Ky.	L, 69-75
3/13/76	First Round			Virginia	Charlotte, N.C.	W, 69-60
3/18/76	Sweet Sixteen			VMI	Greensboro, N.C.	L, 66-71 (OT)
3/12/78	Quarterfinals			Creighton	Wichita, Kan.	W, 80-78
3/17/78	Sweet Sixteen			Louisville	Lawrence, Kan.	W, 90-89 (OT)
3/19/78	Elite Eight			Notre Dame	Lawrence, Kan.	L, 64-84
3/11/79	Second Round	#2	#7	USC	Los Angeles, Calif.	W, 89-76
3/15/79	Sweet Sixteen	#2	#3	Marquette	Provo, Utah	W, 62-56
3/17/79	Elite Eight	#2	#1	UCLA	Provo, Utah	W, 95-91
3/24/79	Final Four	#2	#1	Indiana State	Salt Lake City, Utah	L, 74-76
3/26/79	Third Place Game	#2	#9	Pennsylvania	Salt Lake City, Utah	W, 96-93
3/9/80	Second Round	#1	#8	UCLA	Tempe, Ariz.	L, 71-77
3/14/81	Second Round	#1	#9	Saint Joseph's	Dayton, Ohio	L, 48-49
3/14/82	Second Round	#1	#8	Boston College	Dallas, Texas	L, 75-82
3/18/84	Second Round	#1	#8	Illinois State	Lincoln, Neb.	W, 75-61
3/23/84	Sweet Sixteen	#1	#4	Wake Forest	St. Louis, Mo.	L, 71-73 (OT)
3/15/85	First Round	#10	#7	Syracuse	Atlanta, Ga.	L, 65-70
3/13/86*	First Round	#12	#5	Virginia	Greensboro, N.C.	W, 72-68
3/15/86*	Second Round	#12	#4	Oklahoma	Greensboro, N.C.	W, 74-69
3/21/86*	Sweet Sixteen	#12	#1	Duke	East Rutherford, N.J.	L, 67-74
3/13/87*	First Round	#3	#14	Louisiana Tech	Rosemont, Ill.	W, 76-62
3/15/87*	Second Round	#3	#6	St. John's	Rosemont, Ill.	W, 83-75 (OT)
3/20/87*	Sweet Sixteen	#3	#10	LSU	Cincinnati, Ohio	L, 58-63
3/17/88*	First Round	#5	#12	Wichita State	Notre Dame, Ind.	W, 83-62
3/19/88	Second Round	#5	#4	Kansas State	Notre Dame, Ind.	L, 58-66
3/16/89*	First Round	#12	#5	Memphis State	Boise, Idaho	W, 66-63
3/18/89*	Second Round	#12	#4	UNLV	Boise, Idaho	L, 70-85
3/15/91	First Round	#9	#8	Georgia Tech	Dayton, Ohio	L, 70-87
3/20/92	First Round	#5	#12	New Mexico State	Tempe, Ariz.	L, 73-81
3/17/00	First Round	#8	#9	Kansas	Winston-Salem, N.C.	L, 77-81 (OT)
3/18/04	First Round	#7	#10	Dayton	Buffalo, N.Y.	W, 76-69 (2OT)
3/20/04	Second Round	#7	#2	UConn	Buffalo, N.Y.	L, 55-72

# ★ NIT RESULTS

DATE	ROUND	SEED	OPP. SEED	OPPONENT	LOCATION	RESULT
1940	Quarterfinals	#4	#5	Long Island		W, 45-38
1940	Semifinals	#4	#1	Colorado		L, 37-52
1940	Third Place	#4	#2	Oklahoma A&M	New York, N.Y.	L, 22-23
1944	Quarterfinals			Muhlenberg		W, 68-45
1944	Semifinals			Oklahoma A&M		W, 41-38
1944	Finals			St. John's	New York, N.Y.	L, 39-47
1945	Quarterfinals			West Virginia		W, 76-52
1945	Semifinals			Rhode Island		W, 97-53
1945	Finals			Bowling Green	New York, N.Y.	W, 71-54
1948	Quarterfinals			NC State		W, 75-64
1948	Semifinals			NYU		L, 59-72
1948	Third Place			Western Kentucky	New York, N.Y.	L, 59-61
1961	First Round			Providence		L, 67-73
1963	First Round			Villanova		L, 51-63
1964	Quarterfinals			NYU		L, 66-79
1966	First Round			NYU		L, 65-68
1983	First Round			Minnesota	Rosemont, Ill.	W, 76-73
1983	Second Round			Northwestern	Rosemont, Ill.	W, 65-63
1983	Quarterfinals			Ole Miss	Rosemont, Ill.	W, 75-67
1983	Semifinals			Nebraska	New York, N.Y.	W, 68-58
1983	Finals			Fresno State	New York, N.Y.	L, 60-69
1990	First Round			Creighton	Chicago, Ill.	W, 89-72
1990	Second Round			Cincinnati	Chicago, Ill.	W, 61-59
1990	Quarterfinals			Saint Louis	St. Louis, Mo.	L, 47-54
1994	First Round			Northwestern	Evanston, Ill.	L, 68-69
1995	First Round			Iowa	Moline, Ill.	L, 87-96
1999	First Round			Northwestern	Rosemont, Ill.	W, 69-64
1999	Second Round			California	Rosemont, Ill.	L, 57-58
2003	First Round			North Carolina	Chapel Hill, N.C.	L, 72-83
2005	First Round			Missouri	Columbia, Mo.	W, 75-70
2005	Second Round			Texas A&M	Rosemont, Ill.	L, 72-75
2007	First Round	#3	#6	Hofstra	Chicago, Ill.	W, 83-71
2007	Second Round	#3	#2	Kansas State	Manhattan, Kan.	W, 70-65
2007	Quarterfinals	#3	#1	Air Force	Colorado Springs, Colo.	L, 51-52

# ★ CBI RESULTS

DATE	ROUND	OPPONENT	LOCATION	RESULT
2019	First Round	Central Michigan	Chicago, Ill.	W, 100-86
2019	Quarterfinals	Longwood	Chicago, Ill.	W, 97-89
2019	Semifinals	Coastal Carolina	Chicago, Ill.	W, 92-87
2019	Finals	USF	Tampa, Fla.	L, 61-63
2019	Finals	USF	Chicago, Ill.	W, 100-96 (OT)
2019	Finals	USF	Chicago, Ill.	L, 65-77



# History



Led by a dominant big man and an up-and-coming coach, the 1945 edition of the Blue Demons won the school's first national championship by winning the 1945 National Invitation Tournament.

The 1944-45 season opened with high expectations. With George Mikan, the game's most dominant player, the question surrounding the Blue Demons was not if they will win, but how many times. The team opened the season with six-straight wins. After a setback to Illinois, the Blue Demons fired off 11-straight wins. DePaul finished the season with an 18-2 regular season record and received a bid to the NIT.

The Blue Demons opened the tournament with a 76-52 win over West Virginia behind 33 points by Mikan. Mikan cemented his legacy with a school-record 53 points in the semifinal game against Rhode Island where the Blue Demons won 97-53.

DePaul squared off against Bowling Green in the title game with a 71-54 victory, behind another 33 point performance by Mikan.

Meyer's third season ended with a record of 21-3. DePaul lost to NCAA Champion Oklahoma A&M (now Oklahoma State) in the Red Cross benefit game following the NIT. The season cemented DePaul as one of the premier programs in the country and started the legacy of Coach Ray Meyer, who would coach the Blue Demons for 42 years.

# 1945 NIT Champions



Powered by the "Iron Five" which featured a young team led by flashy freshman, the 1979 squad put on a late season run that ignited the nation's interest in the "little school by the L."

Coming off a trip to the Elite Eight the previous season, DePaul fans were anxious to see if a promising freshman from Chicago could fill the void left by a veteran trio from the previous season. It took Mark Aguirre all of one trip down the court to announce his presence with authority. Playing at UCLA's Pauley Pavilion, the 6-6 forward took a pass off the opening tip before duning over All-American David Greenwood and finishing the game with 29 points.

Ray Meyer, in his 39th season at DePaul, steered the sixth-ranked Blue Demons to a 22-9 regular season and a No. 2 seed in the West Regional of the NCAA Tournament. With the second seed, the Blue Demons earned a first-round bye before defeating USC in Los Angeles, 89-78, for a second round win.

In a regional semifinal date with Marquette, Aguirre and Curtis Watkins each scored 19 points for a 62-56 victory, marking one of the most famous games in the series history.

With a trip to the Final Four on the line, DePaul and UCLA met in Provo, Utah. The Blue Demons raced to a 51-34 halftime lead before the Bruins pulled within two, 93-91 in the late stages of the contest. Gary Garland sealed a 95-91 win with a lay-up, sending the Blue Demons to the Final Four.

The national semifinal pitted the Blue Demon's five against Indiana State and Larry Bird, Watkins played all 40 minutes after suffering a knee injury against UCLA, but Bird proved to be too much as the Sycamores defeated DePaul, 76-74. DePaul defeated Penn, 96-93, in the consolation game.

# 1979 Final Four





A sign of things to come for DePaul Basketball saw the Blue Demons reach the 1943 Final Four under first-year head coach Ray Meyer. Meyer, along with a freshman named George Mikan, led DePaul to a 19-5 record and the program's first Final Four.

In leading the Blue Demons to Madison Square Garden, Meyer became the first coach to reach the NCAA Final Four in his first season as head coach. DePaul opened its season with wins in 13 of its first 14 contests.

George Mikan was a 6-10 freshman from Joliet who would go on to change the game of basketball. He dominated during his freshman season and entire DePaul career, a force that teams could not stop.

Following the 13-1 start, the Blue Demons lost three of four games before finishing the season with four-straight wins and a berth in the eight-team NCAA Tournament in New York's Madison Square Garden.

DePaul's first game in the NCAA Tournament saw the Blue Demons knock off a talented Dartmouth squad, 46-35, after forcing Dartmouth to miss its first 34 attempts from the field.

The Blue Demons started quickly against Georgetown in the national semifinals, before the Hoyas overcame DePaul 53-49.

DePaul finished the season with a 19-5 record.

# 1943 Final Four

# ★ HISTORICAL HOME VENUES

## University Auditorium

1923-56

0-0 (.000)

Nicknamed, "The Barn", University Auditorium was the original on-campus home gymnasium for DePaul men's basketball through 1956. Construction for the building began in 1906 and was completed in 1907. During World War I, it served as barracks for the Student Army Training Corps.



In 1920, the building was remodeled into a gymnasium to serve as the home court for the men's basketball team.

The final game in The Barn was a 91-77 victory against Lewis on Feb. 21, 1956. DePaul had its longest home-court winning streak in school history with 81-straight wins.

The venue caught fire in 1967 and was demolished in 1979. The Ray Meyer Fitness and Recreation Center is now located on the site of University Auditorium.

## Alumni Hall

1956-80

0-0 (.000)

Alumni Hall opened in 1956 and was named in honor of the graduates and former students who donated money for its construction. Built as a 5,200 seat gymnasium the building also included an auditorium and classrooms.



Through the years, Alumni Hall played host to many well-known guests. The Bulls used Alumni Hall as a practice stadium in the 1960's and 70's, Muhammad Ali fought an exhibition there in 1979, and Dick Vitale debuted on ESPN there the same year. Mike Tyson also fought an exhibition at Alumni Hall in 1987.

The Blue Demons played in the building full-time until 1980, where the team made the move to Allstate Arena to accommodate the rapidly growing fan base. Ray Meyer won over 900 games in the storied hall. DePaul continued to play selected games in the arena through its demolition in 2000.

The site also served as the host of the men's 1960 NCAA Midwest Regional and was used for the first round NCAA women's basketball tournament games in 1990 and 1992.

The building stood for 44 years, serving as the home of Blue Demon sports. Alumni Hall was officially closed on Feb. 26, 2000 and demolished in the summer of 2000. The current DePaul University Student Center stands in the same place Alumni Hall once did.



## Allstate Arena

1980-2017

0-0 (.000)


Allstate Arena, formerly the Rosemont Horizon, opened in 1980 with the capacity to seat 17,500 people. The facility also served as the home of the Chicago Horizons (MISL), Chicago Wolves (AHL), Chicago Sting (MISL), Chicago Bruisers (AFL), Chicago Power (NPSL), Chicago Express (WBL) Chicago Skyliners (ABA), Chicago Rush (AFL), Chicago Sky (WNBA) and the Loyola-Ramblers from 1989-94. The arena also frequently served as a concert venue for Chicago and the surrounding areas.



The building was renamed Allstate Arena in 1999 following a contract with Allstate Insurance Company. On Dec. 14, 2003, the floor at Allstate Arena was named "Ray and Marge Meyer Court" in honor of the Hall of Fame coach. The named court moved with the Blue Demons to Wintrust Arena.

The venue boasted several sellouts and a number of the top attended games in program history. DePaul set a school attendance record with 18,253 against Cincinnati on March 2, 2000.

The building hosted the 1987 and 1993 NCAA Tournament Midwest Regional and the 2005 Chicago Regional Finals.



No one is more associated with DePaul University than Ray Meyer. Meyer passed away March 17, 2006 at the age of 92, but his legacy remains established in the world of college basketball.


In his 42 years as head coach of DePaul from 1942-84, Meyer compiled a record of 724-354 (.671), 13 NCAA Tournament appearances, seven NIT appearances and two Final Fours. The seventh all-time Division I coach to win at least 700 games, Coach Ray posted 37 winning seasons and 12 campaigns of 20 wins or more. In his last seven years at DePaul, he posted an impressive 180-30 (.857) record with six NCAA Tournaments and the 1983 NIT Finals. Meyer was inducted into the Naismith Memorial Basketball Hall of Fame in 1979 and the College Basketball Hall of Fame in 2006. His 724 career wins still rank 32nd all-time, entering the 2023-24 season.

In 1978 and 1980, he was named Coach of the Year by the United States Basketball Writers Association in addition to Associated Press Coach of the Year honors in 1980 and 1984. Besides his Naismith Hall of Fame honor, Coach Ray is also a member of the Illinois and Chicagoland Sports Halls of Fame, Illinois Basketball Coaches Association Hall of Fame and DePaul Hall of Fame. Meyer was honored in 1992 by the


NABC with the Balfour Golden Anniversary Ring for 50 years of contributions to basketball.

Upon retiring as DePaul's coach in 1984, Ray served as Special Assistant to the President of DePaul until 1997. In addition, he was a color analyst for DePaul basketball games on WGN Radio for 13 seasons. In his 55 years at DePaul, he attended 1,467 consecutive Blue Demon games. Meyer was succeeded at DePaul by his son, Joey, who recorded a career record of 231-158 (.594) in 13 seasons as head coach.

On Sept. 30, 1999 a last tribute to Meyer was dedicated on DePaul's Lincoln Park campus as the Ray Meyer Fitness and Recreation Center opened. This 120,000 square foot facility provides the DePaul community with a variety of fitness and recreational spaces. Yet another lasting tribute to Coach Ray and his family occurred on Dec. 14, 2003 when the game floor at Allstate Arena was officially dedicated as Ray and Marge Meyer Court in honor of the coach and his late wife of 43 years, who passed away in 1986. The court moved over to Wintrust Arena in 2017. Over the final years of his life, Coach Ray again became a fixture at DePaul home games and spent time in the locker room with the Blue Demon players and coaches.



# Ray Meyer



One of the greatest players in the history of basketball, George Mikan played for DePaul from 1942-46 and changed the game of basketball forever.

Mikan passed away on June 2, 2005 at the age of 79. He is one of two players in program history to have his number retired. Credited with helping put the NBA on the map as a major league sport, Mikan was also responsible for sell-out crowds at the Chicago Stadium and Madison Square Garden in his playing days as a collegian.


The first big man to dominate the game of basketball, Mikan was a three-time first team All-American for the Blue Demons. After college, he went on to earn All-NBA honors with the Minneapolis Lakers nine times and in 1951, Mikan was voted the greatest player in the first 50 years of basketball by the Associated Press.

At DePaul, Mikan still holds the school record for points in a game with 53 against Rhode Island State in the 1945 NIT semifinals. He led the Blue Demons to the NIT title that season and in his four seasons at DePaul, the team posted an impressive 87-11 (.888) record.


Besides the NIT, the Blue Demons also advanced to the NCAA Final Four in 1943 and finished second in the NIT in 1944 during Mikan's career. His 1,870 points are still fourth on the all-time scoring chart at DePaul.

In his stellar NBA career, Mikan led the Lakers to five NBA crowns in his nine seasons. He scored 11,764 points - a 22.6 per game career scoring average and led the league in scoring three times. In 1996, Mikan was honored as one of the top 50 players in NBA history.

Mikan was elected to the Naismith Memorial Hall of Fame as a charter member in 1959. He is also a member of the MIT Hall of Fame and was named to the all-time NIT team. After his playing career, Mikan was a NBA coach and also served as the first commissioner of the American Basketball Association (ABA).



# George Mikan



Mark Aguirre is recognized as one of the best college basketball players ever. Along with George Mikan and Ray Meyer, his name is also one of the most synonymous with DePaul basketball.

Although he played only three seasons at DePaul, Aguirre remains the school's all-time leading scorer.

In his first season at DePaul in 1978-79, Aguirre set Chicago and the college basketball world on its ear by leading the Blue Demons to the Final Four with a 26-6 record. Aguirre averaged 24 points and 7.6 rebounds as a freshman and made DePaul's Alumni Hall the place to be.


Aguirre did not disappoint as a sophomore, leading the Blue Demons to a 26-2 record and No. 1 ranking for most of the season. He averaged 26.8 points and 7.6 rebounds. A consensus All-American, Aguirre was also named the National Player of the Year by the Associated Press, UPI, U.S. Basketball Writers and the Naismith Award. Aguirre was also named to the 1980 U.S. Olympic team.

Aguirre helped pack the Blue Demons new home arena, Rosemont Horizon in

his junior season, averaging 13,369 fans per game. DePaul became a fixture on national television and Aguirre averaged 23 points and 8.6 rebounds a contest for a team that would finish the year 27-2 and ranked No. 1. Once again, Aguirre was named a consensus first team All-American.

In his three years at DePaul, Aguirre led the Blue Demons to a 79-10 (.888) record. His career scoring average of 24.5 and his career point total of 2,182 are still Blue Demon records. He remains the only player in DePaul men's history to score 2,000 or more points.

The Dallas Mavericks selected Aguirre as the No. 1 pick in the 1981 NBA draft. In his 13-year NBA career, Aguirre was named an NBA All-Star three times and helped the Detroit Pistons to the 1989 and 1990 NBA Championships.



# Mark Aguirre

# ★ ALL-TIME RANKINGS

## WEEK-BY-WEEK IN THE ASSOCIATED PRESS POLL

Year	PS	2	3	4	5	6	7	8	9	10	11	12	13	14	15	16	17	18	F
2000-01	21	22	21	-	-	-	-	-	-	-	-	-	-	-	-	-	-	-	-
1999-00	20	20	18	22	20	19	24	24	23	21	23	-	-	-	-	-	-	-	-
1991-92	18	20	20	-	-	-	-	-	-	-	-	-	-	-	21	15	19	n/a	24
1990-91	-	-	-	-	-	-	-	-	-	-	-	-	-	-	-	25	n/a	n/a	24
1987-88	20	-	-	-	-	-	-	-	-	-	-	-	-	-	-	-	-	-	-
1986-87	-	-	-	19	17	15	7	7	6	8	5	5	4	4	5	5	n/a	n/a	na
1985-86	-	-	19	18	25	-	-	-	-	-	-	-	-	-	-	n/a	n/a	n/a	-
1984-85	3	2	2	2	5	9	10	13	10	7	13	18	-	-	-	n/a	n/a	n/a	-
1983-84	18	16	13	4	4	4	3	3	2	2	2	2	3	5	5	4	n/a	n/a	4
1981-82	8	7	7	7	13	8	5	4	4	4	4	3	3	3	2	n/a	n/a	n/a	2
1980-81	2	1	1	1	1	1	1	4	3	3	3	3	3	4	2	n/a	n/a	n/a	1
1979-80	9	10	11	6	4	3	2	1	1	1	1	1	1	1	n/a	n/a	n/a	n/a	1
1978-79	-	-	-	-	-	-	-	-	-	-	-	-	-	20	15	8	n/a	n/a	6
1977-78	-	-	-	-	-	-	-	20	18	19	13	11	8	7	6	4	n/a	n/a	13
1976-77	18	18	19	-	-	-	-	-	-	-	-	-	-	-	-	n/a	n/a	n/a	-
1975-76	-	-	-	-	-	-	-	-	-	-	-	-	-	-	-	-	n/a	n/a	17
1964-65	20	-	-	-	-	-	-	-	-	-	-	-	-	-	n/a	n/a	n/a	n/a	-
1963-64	-	-	-	-	-	-	-	9	9	10	10	9	9	8	n/a	n/a	n/a	n/a	9
1960-61	n/a	-	-	-	-	-	7	-	-	-	-	-	-	n/a	n/a	n/a	n/a	n/a	-
1959-60	-	20	-	-	-	-	-	-	-	-	-	n/a	n/a	n/a	n/a	n/a	n/a	n/a	-
1952-53	n/a	-	-	14	-	-	-	10	7	7	14	15	-	-	n/a	n/a	n/a	n/a	19
1951-52	n/a	-	-	-	-	-	-	-	19	-	18	-	-	n/a	n/a	n/a	n/a	n/a	-
1948-49	-	16	-	-	17	-	-	n/a	n/a	n/a	n/a	n/a	n/a	n/a	n/a	n/a	n/a	n/a	-

## CONSECUTIVE WEEKS IN AP POLL

1.	51	1979-82
2.	28	1983-85
3.	15	1999-00
4.	13	1986-87
5.	10	1977-78

## DEPAUL WINS VS. TOP 10

OP.	DPU	OPPONENT	SCORE	DATE
8	--	Xavier	W, 73-72	1/18/23
5	--	Butler	W, 79-66	1/18/20
5	--	Kansas	W, 64-57	12/2/07
10	RV	Florida	W, 71-69	1/26/00
3	--	Cincinnati	W, 61-60 OT	2/6/99
6	--	UMass	W, 78-76	1/18/94
7	--	Oklahoma State	W, 58-47	1/24/53
3	--	La Salle	W, 68-62	1/17/53
1	--	La Salle	W, 63-61	12/27/52
1	--	Illinois	W, 69-65	1/26/52
1	--	St. John's	W, 74-68	1/17/50

# ★ RECORD VS. RANKED OPPONENTS

\*Only includes teams ranked in AP Poll

## RECORD VS. AP TOP 25 BY RANKING

OPP.	G	RECORD	PCT.	LAST WIN
1	15	3-12	.200	12/27/52 vs. La Salle
2	8	0-8	.000	
3	9	2-7	.222	2/6/99 vs. Cincinnati
4	5	0-5	.000	
5	6	2-4	.333	1/18/20 vs. Butler
6	7	0-7	.000	
7	7	1-6	.143	1/24/53 vs. Oklahoma State
8	4	1-3	.250	1/18/23 vs. Xavier
9	4	0-4	.000	
10	9	1-7	.125	1/26/00 vs. Florida
11	6	2-4	.333	2/2/16 vs. Providence
12	7	1-6	.143	2/14/07 vs. Marquette
13	5	0-5	.000	
14	5	0-6	.000	
15	3	0-3	.000	
16	7	3-4	.429	12/13/05 vs. Wake Forest
17	7	3-4	.429	1/3/08 vs. Villanova
18	3	0-3	.000	
19	4	1-3	.250	2/20/92 vs. Cincinnati
20	7	3-4	.429	1/13/22 vs. Seton Hall
21	7	2-5	.286	2/5/22 vs. Xavier
22	3	1-2	.333	1/18/92 vs. Georgetown
23	7	0-7	.000	
24	6	2-5	.333	1/12/19 vs. St. John's
25	3	1-3	.333	1/20/05 vs. Marquette

1/17/53	3	La Salle	W	68-62	Chicago Stadium
1/24/53	7	Oklahoma St.	W	58-47	Chicago Stadium
1/31/53	17	Notre Dame	W	83-56	Chicago Stadium
2/25/53	17	Notre Dame	L	67-93	South Bend, Ind.
3/13/53	1	Indiana*	L	80-82	Chicago Stadium

## 1953-54 (0-6)

H: 0-2 | A: 0-3 | N: 0-1

DATE	DPU	OPP	OPPONENT	W/L	SCORE	LOCATION
12/19/53	4	Illinois	L	65-79	Champaign, Ill.	
12/30/53	10	Fordham	L	61-65	New Orleans, La.	
1/11/54	1	Kentucky	L	63-81	Lexington, Ky.	
2/6/54	7	Notre Dame	L	53-59	Chicago Stadium	
2/15/54	6	Notre Dame	L	71-86	South Bend, Ind.	
2/20/54	2	Kentucky	L	61-76	Chicago Stadium	

## 1989-90 (0-1)

H: 0-0 | A: 0-0 | N: 0-1

DATE	DPU	OPP	OPPONENT	W/L	SCORE	LOCATION
11/24/89	1	UNLV	L	53-88	New York, N.Y.	

## 1991-92 (3-0)

H: 1-0 | A: 1-0 | N: 1-0

DATE	DPU	OPP	OPPONENT	W/L	SCORE	LOCATION
1/18/92	22	Georgetown	W	72-62	Allstate Arena	
2/20/92	19	Cincinnati	W	71-69	Cincinnati, Ohio	
2/23/92	16	Florida State	W	85-75	St. Petersburg, Fla.	

## 1992-93 (0-1)

H: 0-0 | A: 0-0 | N: 0-1

DATE	DPU	OPP	OPPONENT	W/L	SCORE	LOCATION
12/21/92	1	Duke	L	73-89	Lahaina, Hawaii	

## 1993-94 (1-0)

H: 1-0 | A: 0-0 | N: 0-0

DATE	DPU	OPP	OPPONENT	W/L	SCORE	LOCATION
1/18/94	6	UMass	W	78-76	Allstate Arena	

## 1998-99 (1-1)

H: 1-1 | A: 0-0 | N: 0-0

DATE	DPU	OPP	OPPONENT	W/L	SCORE	LOCATION
2/6/99	3	Cincinnati	W	61-60 (OT)	Allstate Arena	
2/24/99	1	Duke	L	64-96	United Center	

## 1999-00 (1-2)

H: 1-1 | A: 0-1 | N: 0-0

DATE	DPU	OPP	OPPONENT	W/L	SCORE	LOCATION
1/26/00	10	Florida	W	71-69	United Center	
2/13/00	1	Cincinnati	L	64-87	Cincinnati, Ohio	
3/2/00	2	Cincinnati	L	62-64	Allstate Arena	

## 2004-05 (2-3)

H: 2-0 | A: 0-2 | N: 0-0

DATE	DPU	OPP	OPPONENT	W/L	SCORE	LOCATION
1/6/05	23	Cincinnati	L	54-83	Cincinnati, Ohio	
1/20/05	25	Marquette	W	85-72	Allstate Arena	
2/12/05	21	Cincinnati	W	85-66	Allstate Arena	
2/16/05	23	Charlotte	L	62-66	Charlotte, N.C.	
3/5/05	9	Louisville	L	62-66	Allstate Arena	

## 2005-06 (1-3)

H: 0-2 | A: 1-1 | N: 0-0

DATE	DPU	OPP	OPPONENT	W/L	SCORE	LOCATION
12/13/05	16	Wake Forest	W	84-81	Winston-Salem, N.C.	
1/12/06	12	Pitt	L	65-73	Pittsburgh, Pa.	

## 1948-1949 (1-3)

H: 1-3 | A: 0-0 | N: 0-0

DATE	DPU	OPP	OPPONENT	W/L	SCORE	LOCATION
1/22/49	2	Kentucky	L	45-56	Chicago Stadium	
1/29/49	3	Oklahoma St.	L	26-37	Chicago Stadium	
2/12/49	11	Loyola-Chicago	W	55-45	Chicago Stadium	
3/5/49	19	Ohio State	L	51-63	Chicago Stadium	

## 1949-50 (1-2)

H: 0-2 | A: 1-0 | N: 0-0

DATE	DPU	OPP	OPPONENT	W/L	SCORE	LOCATION
1/17/50	1	St. John's	W	74-68	New York, N.Y.	
1/21/50	5	Kentucky	L	53-86	Chicago Stadium	
2/10/50	2	Bradley	L	56-67	Chicago Stadium	

## 1950-51 (2-3)

H: 0-2 | A: 2-1 | N: 0-0

DATE	DPU	OPP	OPPONENT	W/L	SCORE	LOCATION
12/28/50	20	Illinois	W	68-65	Champaign, Ill.	
1/4/51	17	Cincinnati	W	53-52	Cincinnati, Ohio	
1/8/51	3	Kentucky	L	55-63	Lexington, Ky.	
2/1/51	2	Oklahoma St.	L	57-73	Chicago Stadium	
2/19/51	1	Kentucky	L	57-70	Chicago Stadium	

## 1951-52 (2-3)

H: 2-1 | A: 0-2 | N: 0-0

DATE	DPU	OPP	OPPONENT	W/L	SCORE	LOCATION
12/20/51	2	Kentucky	L	60-98	Lexington, Ky.	
12/22/51	3	Illinois	L	61-70	Champaign, Ill.	
1/26/52	1	Illinois	W	69-65	Chicago Stadium	
2/9/52	16	Oklahoma St.	W	53-50	Chicago Stadium	
2/23/52	1	Kentucky	L	61-63	Chicago Stadium	

## 1952-53 (5-2)

H: 3-1 | A: 0-2 | N: 1-0

DATE	DPU	OPP	OPPONENT	W/L	SCORE	LOCATION
12/17/52	5	Oklahoma St.	L	51-62	Stillwater, Okla.	
12/27/52	1	La Salle	W	63-61	New York, N.Y.	

1/31/06 17 Georgetown L 44-64 Allstate Arena  
 2/11/06 4 Villanova L 51-61 Allstate Arena

**2006-07 (2-2)**

H: 1-2 | A: 0-0 | N: 0-1

DATE	DPU	OPP	OPPONENT	W/L	SCORE	LOCATION
11/20/06	20	Kentucky	L	81-87	Maui, Hawai'i	
12/2/06	5	Kansas	W	64-57	Allstate Arena	
1/10/07	7	Pitt	L	49-59	Allstate Arena	
2/14/07	12	Marquette	W	72-67	Allstate Arena	

**2007-08 (1-9)**

H: 1-3 | A: 0-5 | N: 0-1

DATE	DPU	OPP	OPPONENT	W/L	SCORE	LOCATION
12/8/07	3	Kansas	L	66-84	Lawrence, Kan.	
12/12/07	20	Vanderbilt	L	85-91 (OT)	Allstate Arena	
12/21/07	15	Clemson	L	74-90	San Juan, Puerto Rico	
1/3/08	17	Villanova	W	84-76	Allstate Arena	
1/8/08	8	Georgetown	L	60-76	Allstate Arena	
1/16/08	21	Villanova	L	69-76	Villanova, Pa.	
11/26/08	21	Marquette	L	71-79	Milwaukee, Wis.	
2/12/08	23	Louisville	L	66-99	Allstate Arena	
2/19/08	13	UConn	L	60-65	Hartford, Conn.	
3/2/08	17	Notre Dame	L	91-98	Allstate Arena	

**2008-09 (0-10)**

H: 0-6 | A: 0-3 | N: 0-1

DATE	DPU	OPP	OPPONENT	W/L	SCORE	LOCATION
12/13/08	16	UCLA	L	54-72	Anaheim, Calif.	
12/31/08	7	Notre Dame	L	82-92	Allstate Arena	
1/7/09	11	Syracuse	L	68-85	Syracuse, N.Y.	
1/24/09	11	Marquette	L	70-79	Milwaukee, Wis.	
1/28/09	2	UConn	L	49-71	Allstate Arena	
2/3/09	8	Marquette	L	61-76	Allstate Arena	
2/7/09	6	Pitt	L	69-92	Allstate Arena	
2/15/09	5	Louisville	L	54-99	Louisville, Ky.	
2/21/09	4	Pitt	L	61-80	Pittsburgh, Pa.	
2/25/09	10	Villanova	L	72-74	Allstate Arena	

**2009-10 (0-5)**

H: 0-3 | A: 0-1 | N: 0-1

DATE	DPU	OPP	OPPONENT	W/L	SCORE	LOCATION
11/22/09	10	Tennessee	L	53-57	St. Thomas, USVI	
1/3/10	13	Georgetown	L	50-67	Allstate Arena	
1/6/10	6	Villanova	L	72-99	Villanova, Pa.	
1/26/10	9	West Virginia	L	46-62	Allstate Arena	
1/30/10	4	Syracuse	L	57-59	Allstate Arena	

**2010-11 (0-10)**

H: 0-0 | A: 0-0 | N: 0-0

DATE	DPU	OPP	OPPONENT	W/L	SCORE	LOCATION
1/1/11	9	Georgetown	L	75-86	Washington, D.C.	
1/15/11	10	UConn	L	62-82	Allstate Arena	
1/22/11	5	Pitt	L	50-80	Allstate Arena	
2/3/11	9	Notre Dame	L	58-83	Allstate Arena	
2/5/11	15	at Louisville	L	57-61	Louisville, Ky.	
2/12/11	25	West Virginia	L	71-82	Morgantown, W.V.	
2/19/11	15	Villanova	L	75-77 (OT)	Allstate Arena	
2/23/11	23	at St. John's	L	51-76	New York, N.Y.	
3/5/11	12	at Syracuse	L	59-107	Syracuse, N.Y.	
3/8/11	21	UConn	L	71-97	New York, N.Y.	

**2011-12 (0-6)**

H: 0-0 | A: 0-0 | N: 0-0

DATE	DPU	OPP	OPPONENT	W/L	SCORE	LOCATION
1/1/12	1	Syracuse	L	68-87	Allstate Arena	
1/10/12	24	Seton Hall	L	73-94	South Orange, N.J.	
1/14/12	14	Louisville	L	59-76	Louisville, Ky.	
1/17/12	10	Georgetown	L	75-83	Allstate Arena	
2/6/12	18	Marquette	L	76-89	Allstate Arena	
2/18/12	19	Louisville	L	82-90	Allstate Arena	

**2012-13 (0-3)**

H: 0-0 | A: 0-0 | N: 0-0

DATE	DPU	OPP	OPPONENT	W/L	SCORE	LOCATION
2/9/13	24	Marquette	L	78-89	Milwaukee, Wis.	
2/13/13	21	Notre Dame	L	78-82 (OT)	South Bend, Ind.	
2/20/13	11	Georgetown	L	66-90	Washington, D.C.	

**2013-14 (0-5)**

H: 0-0 | A: 0-0 | N: 0-0

DATE	DPU	OPP	OPPONENT	W/L	SCORE	LOCATION
11/25/13	12	Wichita State	L	72-90	Chicago, Ill.	
1/18/14	6	Villanova	L	62-88	Villanova, Pa.	
2/7/14	12	Creighton	L	66-78	Omaha, Neb.	
2/12/14	6	Villanova	L	62-87	Allstate Arena	
3/13/14	13	Creighton	L	62-84	New York, N.Y.	

**2014-15 (1-4)**

H: 0-0 | A: 0-0 | N: 0-0

DATE	DPU	OPP	OPPONENT	W/L	SCORE	LOCATION
1/10/15	8	Villanova	L	64-81	Villanova, Pa.	
1/22/15	24	Seton Hall	W	64-60	South Orange, N.J.	
1/31/15	7	Villanova	L	55-68	Allstate Arena	
2/7/15	22	Butler	L	73-83	Indianapolis, Ind.	
2/28/15	23	Butler	L	53-67	Allstate Arena	

**2015-16 (2-5)**

H: 2-3 | A: 0-2 | N: 0-0

DATE	DPU	OPP	OPPONENT	W/L	SCORE	LOCATION
12/22/15	20	George Washington	W	82-61	Allstate Arena	
1/5/16	18	Butler	L	72-77	Allstate Arena	
1/12/16	7	Xavier	L	64-84	Cincinnati, Ohio	
1/30/16	7	Xavier	L	65-86	Allstate Arena	
2/2/16	11	Providence	W	77-70	Allstate Arena	
2/9/16	1	Villanova	L	59-86	Allstate Arena	
3/1/16	3	Villanova	L	62-83	Villanova, Pa.	

**2016-17 (0-7)**

H: 0-3 | A: 0-4 | N: 0-0

DATE	DPU	OPP	OPPONENT	W/L	SCORE	LOCATION
12/28/16	1	Villanova	L	65-68	Villanova, Pa.	
1/21/17	13	Butler	L	69-70 (OT)	Allstate Arena	
1/28/17	16	Creighton	L	66-83	Omaha, Neb.	
2/8/17	24	Xavier	L	61-72	Cincinnati, Ohio	
2/11/17	23	Creighton	L	58-93	Allstate Arena	
2/13/17	2	Villanova	L	62-75	Allstate Arena	
2/19/17	24	Butler	L	66-82	Indianapolis, Ind.	

**2017-18 (0-6)**

H: 0-3 | A: 0-3 | N: 0-0

DATE	DPU	OPP	OPPONENT	W/L	SCORE	LOCATION
11/11/17	14	Notre Dame	L	58-72	Wintrust Arena	
11/23/17	4	Michigan State	L	51-73	Portland, Ore.	
12/27/17	1	Villanova	L	85-103	Wintrust Arena	
12/30/17	6	Xavier	L	72-77	Cincinnati, Ohio	
2/21/18	3	Villanova	L	62-93	Villanova, Pa.	
3/3/18	3	Xavier	L	62-65	Wintrust Arena	

**2018-19 (1-3)**

H: 0-2 | A: 1-1 | N: 0-0

DATE	DPU	OPP	OPPONENT	W/L	SCORE	LOCATION
1/12/19	24	St. John's	W	79-71	Queens, N.Y.	
1/23/19	12	Marquette	L	69-79	Milwaukee, Wis.	
1/30/19	14	Villanova	L	74-86	Wintrust Arena	
2/12/19	10	Marquette	L	73-92	Wintrust Arena	

**2019-20 (1-4)**

H: 1-1 | A: 0-3 | N: 0-0

DATE	DPU	OPP	OPPONENT	W/L	SCORE	LOCATION
1/14/20	14	Villanova	L	75-79 (OT)	Villanova, Pa.	



1/18/20	5	Butler	W	79-66	Wintrust Arena
1/29/20	10	Seton Hall	L	57-64	Newark, N.J.
2/15/20	23	Creighton	L	64-93	Omaha, Neb.
2/19/20	12	Villanova	L	71-91	Wintrust Arena

**2020-21 (0-3)**

H: 0-2 | A: 0-1 | N: 0-0

DATE	DPU	OPP	OPPONENT	W/L	SCORE	LOCATION
1/11/21	25	UConn		L	53-60	Wintrust Arena
1/30/21	17	Creighton		L	62-69	Wintrust Arena
2/24/21	13	Creighton		L	53-77	Omaha, Neb.

**2021-22 (2-6)**

H: 1-4 | A: 1-3 | N: 0-0

DATE	DPU	OPP	OPPONENT	W/L	SCORE	LOCATION
1/1/22	21	Providence		L	53-70	Wintrust Arena
1/8/22	19	Villanova		L	64-79	Wintrust Arena
1/13/22	20	Seton Hall		W	96-92	Wintrust Arena
1/19/22	20	Xavier		L	67-68	Wintrust Arena
1/25/22	14	Villanova		L	43-67	Villanova, Pa.
1/29/22	20	UConn		L	50-57	Wintrust Arena
2/5/22	21	Xavier		W	69-65	Cincinnati, Ohio
2/12/22	11	Providence		L	73-76 (OT)	Providence, R.I.
3/5/22	18	UConn		L	68-75	Storrs, Conn.

**2022-23 (1-5)**

H: 1-2 | A: 0-3 | N: 0-0

DATE	DPU	OPP	OPPONENT	W/L	SCORE	LOCATION
1/18/23	--	8	Xavier	W	73-72	Wintrust Arena
1/21/23	--	22	Providence	L	64-75	Providence, R.I.
1/28/23	--	16	Marquette	L	69-89	Wintrust Arena
1/31/23	--	24	UConn	L	76-90	Wintrust Arena
2/18/23	--	16	Xavier	L	68-82	Cincinnati, Ohio
2/28/23	--	14	UConn	L	59-88	Storrs, Conn.

# ★ 100-POINT GAMES

**DePaul is 76-0 all-time when scoring 100 or more points**

## 1950-51

Date	Opponent	Result	Location
2/26/51	North Central	W, 101-70	Chicago, Ill.

## 1952-53

Date	Opponent	Result	Location
1/13/53	Quincy	W, 103-85	Chicago, Ill.

## 1953-54

Date	Opponent	Result	Location
12/4/53	Milwaukee	W, 102-47	Chicago, Ill.

## 1954-55

Date	Opponent	Result	Location
12/17/54	Taylor	W, 112-69	Chicago, Ill.
12/28/54	Lawrence Tech	W, 109-60	Chicago, Ill.
12/30/54	Manchester (Minn.)	W, 103-74	Chicago, Ill.
1/6/55	Elmhurst	W, 101-60	Chicago, Ill.
1/14/55	St. Ambrose	W, 104-62	Chicago, Ill.

## 1955-56

Date	Opponent	Result	Location
1/3/56	Illinois State	W, 102-77	Chicago, Ill.

## 1960-61

Date	Opponent	Result	Location
2/11/61	Tampa	W, 101-68	Chicago, Ill.

## 1961-62

Date	Opponent	Result	Location
12/6/61	Lawrence Tech	W, 102-79	Chicago, Ill.

## 1963-64

Date	Opponent	Result	Location
12/9/63	Lawrence Tech	W, 105-56	Chicago, Ill.
12/26/63	Canisius	W, 102-79	Buffalo, N.Y.
1/11/64	Portland	W, 111-83	Chicago, Ill.

## 1964-65

Date	Opponent	Result	Location
1/9/65	Western Ontario	W, 118-44	Chicago, Ill.

## 1965-66

Date	Opponent	Result	Location
12/11/65	Christian Brothers	W, 114-75	Chicago, Ill.
12/27/65	Baldwin-Wallace	W, 102-65	Chicago, Ill.
1/10/66	Western Ontario	W, 120-51	Chicago, Ill.
2/1/66	Indiana	W, 100-79	Chicago, Ill.
3/1/66	Steubenville	W, 101-76	Chicago, Ill.

## 1966-67

Date	Opponent	Result	Location
2/17/67	Aquinas	W, 114-64	Chicago, Ill.

## 1967-68

Date	Opponent	Result	Location
12/2/67	Augustana	W, 111-79	Chicago, Ill.
12/8/67	St. John's (Minn.)	W, 103-55	Chicago, Ill.
2/24/68	Detroit	W, 111-107 (2OT)	Chicago, Ill.

## 1968-69

Date	Opponent	Result	Location
12/14/68	California Western	W, 100-65	Chicago, Ill.
12/20/68	Illinois Wesleyan	W, 107-84	Chicago, Ill.
2/8/69	Milwaukee	W, 111-79	Chicago, Ill.

## 1969-70

Date	Opponent	Result	Location
12/15/69	Parsons	W, 101-79	Chicago, Ill.
12/20/69	Nevada	W, 104-71	Chicago, Ill.

## 1970-71

Date	Opponent	Result	Location
12/3/70	VCU	W, 100-77	Chicago, Ill.

## 1971-72

Date	Opponent	Result	Location
12/4/71	Rocky Mountain	W, 108-84	Chicago, Ill.

## 1972-73

Date	Opponent	Result	Location
2/17/73	Lewis	W, 102-70	Chicago, Ill.

## 1974-75

Date	Opponent	Result	Location
12/28/74	Marshall	W, 104-77	Chicago, Ill.
1/20/75	St. Mary's (Minn.)	W, 109-68	Chicago, Ill.

## 1975-76

Date	Opponent	Result	Location
12/5/75	Memphis State	W, 100-91	Tempe, Ariz.
1/10/76	Loyola-Chicago	W, 100-77	Chicago, Ill.
1/24/76	St. Xavier	W, 102-70	Chicago, Ill.
2/14/76	Marshall	W, 118-62	Chicago, Ill.

## 1977-78

Date	Opponent	Result	Location
12/29/77	Yale	W, 100-52	Rochester, N.Y.
1/23/78	Saint Louis	W, 100-81	Chicago, Ill.

## 1978-79

Date	Opponent	Result	Location
12/2/78	Northern Illinois	W, 108-86	Chicago, Ill.
2/21/79	Valparaiso	W, 104-76	Chicago, Ill.

## 1979-80

Date	Opponent	Result	Location
1/26/80	Evansville	W, 105-94	Chicago, Ill.
2/2/80	North Texas	W, 102-71	Chicago, Ill.
2/16/80	Butler	W, 103-79	Chicago, Ill.
2/21/80	Wagner	W, 105-79	Staten Island, N.Y.

## 1981-82

Date	Opponent	Result	Location
2/28/81	at Loyola-Chicago	W, 105-95	Chicago, Ill.

## 1982-83

Date	Opponent	Result	Location
12/18/82	Fairleigh-Dickinson	W, 105-64	Chicago, Ill.

## 1987-88

Date	Opponent	Result	Location
2/27/88	Miami (Fla.)	W, 101-82	Miami, Fla.

**1988-89**

<i>Date</i>	<i>Opponent</i>	<i>Result</i>
12/14/88	American	W, 120-85
12/23/88	Loyola Marymount	W, 115-111
1/14/89	Loyola Marymount	W, 122-108

**1990-91**

<i>Date</i>	<i>Opponent</i>	<i>Result</i>
11/29/90	Florida International	W, 117-65
2/13/91	at Loyola-Chicago	W, 102-67

**1991-92**

<i>Date</i>	<i>Opponent</i>	<i>Result</i>
12/4/91	Northeastern Illinois	W, 100-77
12/11/91	American	W, 106-80
1/5/92	Loyola Marymount	W, 122-93

**1992-93**

<i>Date</i>	<i>Opponent</i>	<i>Result</i>
12/1/92	Chicago State	W, 103-68

**1993-94**

<i>Date</i>	<i>Opponent</i>	<i>Result</i>
11/27/93	Chicago State	W, 110-84
1/5/94	Maine	W, 105-70
2/17/94	Dayton	W, 100-77

**1994-95**

<i>Date</i>	<i>Opponent</i>	<i>Result</i>
3/4/95	Dayton	W, 103-68

**1997-98**

<i>Date</i>	<i>Opponent</i>	<i>Result</i>	<i>Location</i>
2/11/98	Memphis	W, 100-98 (2OT)	Memphis, Tenn.

**1999-00**

<i>Date</i>	<i>Opponent</i>	<i>Result</i>	<i>Location</i>
11/20/99	Howard	W, 105-61	Chicago, Ill.
11/25/99	American Puerto-Rico	W, 114-69	Puerto Rico

**2001-02**

<i>Date</i>	<i>Opponent</i>	<i>Result</i>	<i>Location</i>
11/25/01	Youngstown State	W, 107-69	Chicago, Ill.

**2005-06**

<i>Date</i>	<i>Opponent</i>	<i>Result</i>	<i>Location</i>
3/2/06	Syracuse	W, 108-69	Chicago, Ill.

**2010-11**

<i>Date</i>	<i>Opponent</i>	<i>Result</i>	<i>Location</i>
11/14/10	Chicago State	W, 114-81	Chicago, Ill.

**2011-12**

<i>Date</i>	<i>Opponent</i>	<i>Result</i>	<i>Location</i>
12/10/11	Chicago State	W, 102-95	Chicago, Ill.

**2016-17**

<i>Date</i>	<i>Opponent</i>	<i>Result</i>	<i>Location</i>
12/17/16	Chicago State	W, 109-61	Chicago, Ill.

**2018-19**

<i>Date</i>	<i>Opponent</i>	<i>Result</i>	<i>Location</i>
12/12/18	Chicago State	W, 104-70	Chicago, Ill.
3/6/19	Georgetown	W, 101-69	Chicago, Ill.
3/20/19	Central Michigan	W, 100-86	Chicago, Ill.
4/3/19	USF	W, 100-96 (OT)	Chicago, Ill.

**2021-22**

<i>Date</i>	<i>Opponent</i>	<i>Result</i>	<i>Location</i>
11/28/21	Eastern Michigan	W, 101-63	Chicago, Ill.

**2022-23**

<i>Date</i>	<i>Opponent</i>	<i>Result</i>	<i>Location</i>
11/30/22	Samford	W, 103-98 (OT)	Chicago, Ill.

**Opponent 100-Point Games****DePaul is 3-19 all-time in games when allowing 100+ points**

<i>Date</i>	<i>Opponent</i>	<i>Result</i>
3/13/59	Kansas State	L, 70-102
2/24/68	Detroit	W, 111-107 (OT)
2/11/70	Duquesne	L, 76-100
2/28/70	Villanova	L, 90-102
12/18/70	Kentucky	L, 85-106
2/13/71	Notre Dame	L, 76-107
12/11/71	Niagara	L, 87-108
12/23/72	Providence	L, 80-107
12/15/73	Utah State	L, 93-102
1/31/74	Notre Dame	L, 72-101
1/29/75	Marshall	L, 96-107
1/19/76	St. Bonaventure	L, 82-101
11/25/78	UCLA	L, 85-108
3/5/79	at Loyola-Chicago	L, 99-101
12/23/88	Loyola-Marymount	W, 115-111
1/14/89	Loyola-Marymount	W, 122-108
12/14/91	Kansas	L, 75-104
12/23/92	Oklahoma	L, 94-108
2/5/98	Cincinnati	L, 73-109
2/14/02	Notre Dame	L, 71-102
3/5/11	Syracuse	L, 59-107
12/27/17	Villanova	L, 85-103

# ★ OVERTIME GAMES

**DePaul is 49-48 all-time in overtime games**  
**8-10 in double-overtime games**  
**2-1 in triple-overtime games**

<b>Year</b>	<b>Date</b>	<b>Opponent</b>	<b>Result</b>	<b>Location</b>
<b>1932-33</b>	1/13/33	Western Michigan	W, 36-32 (OT)	Chicago, Ill.
<b>1936-37</b>	12/12/36	Pitt	W, 41-37 (OT)	Chicago, Ill.
<b>1937-38</b>		Detroit	L, 36-38 (OT)	Chicago, Ill.
<b>1938-39</b>		at Chicago	L, 48-51 (2OT)	Chicago, Ill.
<b>1947-48</b>	1/15/48 2/17/48	at St. John's Saint Louis	W, 69-66 (2OT) L, 56-58 (OT)	New York, N.Y. St. Louis, Mo.
<b>1949-50</b>	2/7/50	Cincinnati	W, 67-59 (2OT)	Chicago, Ill.
<b>1950-51</b>	12/6/50 12/18/50	Oklahoma A&M St. Mary's (Minn.)	W, 67-59 (2OT) W, 79-72 (OT)	Stillwater, Okla. Chicago, Ill.
<b>1953-54</b>	2/27/54	Bradley	W, 80-76 (OT)	Chicago, Ill.
<b>1954-55</b>	12/4/54	Minnesota	W, 94-93 (OT)	Chicago, Ill.
<b>1956-57</b>	12/5/56 12/28/56 1/26/57	Marquette vs. Iowa Western Kentucky	L, 60-61 (OT) W, 73-72 (OT) L, 76-80 (OT)	Milwaukee, Wis. Raleigh, N.C. Chicago, Ill.
<b>1957-58</b>	1/18/58	Portland	W, 79-76 (OT)	Chicago, Ill.
<b>1961-62</b>	1/27/62 2/7/62	Dayton Louisville	L, 88-90 (2OT) W, 79-78 (3OT)	Chicago, Ill. Louisville, Ky.
<b>1962-63</b>	12/28/62 2/27/63	Western Michigan Louisville	W, 91-90 (OT) L, 69-71 (OT)	Kalamazoo, Mich. Louisville, Ky.
<b>1964-65</b>	3/12/65	vs. Vanderbilt	L, 78-83 (OT)	Lexington, Ky.
<b>1966-67</b>	2/19/67	at Duquesne	W, 67-66 (OT)	Pittsburgh, Pa.
<b>1967-68</b>	2/6/68 2/24/68	Notre Dame Detroit	L, 85-91 (OT) W, 111-107 (2OT)	South Bend, Ind. Chicago, Ill.
<b>1968-69</b>	2/19/69	St. Bonaventure	W, 72-71	Chicago, Ill.
<b>1971-72</b>	3/1/72	Toledo	L, 66-70 (OT)	Toledo, Ohio
<b>1974-75</b>	12/19/74	San Jose State	W, 75-73 (OT)	Chicago, Ill.
<b>1975-76</b>	2/11/76 3/18/76	Indiana State vs. VMI	W, 71-62 (OT) L, 66-71 (OT)	Terre Haute, Ind. Greensboro, N.C.
<b>1976-77</b>	12/1/76 2/14/77	Northwestern Marquette	W, 75-73 (OT) W, 77-72 (2OT)	Evanston, Ill. Milwaukee, Wis.
<b>1977-78</b>	2/1/78 2/12/78 3/17/78	Creighton Notre Dame vs. Louisville	W, 85-82 (3OT) W, 69-68 (OT) W, 90-89 (2OT)	Omaha, Neb. South Bend, Ind. Lawrence, Kan.
<b>1979-80</b>	12/12/79 2/27/80	Northern Illinois Notre Dame	W, 57-55 (OT) L, 74-76 (2OT)	DeKalb, Ill. South Bend, Ind.
<b>1981-82</b>	2/3/82	Saint Joseph's	W, 46-44 (OT)	Chicago, Ill.
<b>1982-83</b>	11/27/82 12/2/82 2/14/83	Arizona State UCLA at Ohio	W, 73-72 (OT) L, 70-73 (OT) L, 62-63 (2OT)	Chicago, Ill. Chicago, Ill. Athens, Ohio
<b>1983-84</b>	12/31/83 2/4/84 3/23/84	Creighton St. John's vs. Wake Forest	W, 59-57 (OT) W, 59-57 (OT) L, 71-73 (OT)	Omaha, Neb. Chicago, Ill. St. Louis, Mo.
<b>1985-86</b>	2/8/86	Marquette	L, 65-70	Milwaukee, Wis.

**1986-87**

Date	Opponent	Result
3/15/87	St. John's	W, 83-75 (OT)

**1987-88**

Date	Opponent	Result
11/28/87	Pepperdine	L, 76-84 (OT)
12/1/87	Niagara	W, 88-87 (OT)
12/12/87	Notre Dame	W, 73-69 (OT)

**1990-91**

Date	Opponent	Result
12/30/90	vs. UCF	W, 81-78 (OT)
2/20/91	Notre Dame	L, 77-80 (OT)

**1991-92**

Date	Opponent	Result
11/29/91	Memphis	W, 92-89 (OT)
1/25/92	Saint Louis	W, 91-84 (OT)

**1992-93**

Date	Opponent	Result
1/9/93	Memphis	L, 93-95 (2OT)

**1994-95**

Date	Opponent	Result
1/26/95	Texas	L, 92-99 (2OT)
3/9/95	vs. Cincinnati	L, 95-96 (OT)

**1996-97**

Date	Opponent	Result
2/1/96	Memphis	L, 82-83 (OT)

**1997-98**

Date	Opponent	Result
12/20/97	St. John's	L, 70-74 (2OT)
1/15/98	USF	W, 85-77 (OT)
2/11/98	Memphis	W, 100-98 (2OT)
2/28/98	Louisville	L, 82-85 (OT)

**1998-99**

Date	Opponent	Result
2/6/99	Cincinnati	W, 61-60 (OT)

**1999-00**

Date	Opponent	Result
12/4/99	Duke	L, 83-84 (OT)
1/22/00	Saint Louis	L, 69-75 (OT)
3/17/00	vs. Kansas	L, 77-81 (OT)

**2002-03**

Date	Opponent	Result
2/15/03	Southern Miss	W, 74-69 (OT)
3/5/03	Louisville	W, 79-76 (OT)

**2003-04**

Date	Opponent	Result
2/25/04	Louisville	W, 60-58 (OT)
3/12/04	vs. UAB	W, 75-74 (OT)
3/18/04	vs. Dayton	W, 76-69 (2OT)

**2004-05**

Date	Opponent	Result
3/2/05	UAB	L, 80-81

**2005-06**

Date	Opponent	Result
1/15/06	Rutgers	L, 68-78 (OT)

**2006-07**

Date	Opponent	Result	Location
12/9/06	UAB	L, 57-58 (OT)	Birmingham, Ala.

**2007-08**

Date	Opponent	Result	Location
12/12/07	Vanderbilt	L, 85-91 (OT)	Chicago, Ill.

**2009-10**

Date	Opponent	Result	Location
11/28/09	Detroit	W, 68-66 (OT)	Chicago, Ill.
3/5/10	St. John's	L, 82-90 (3OT)	Chicago, Ill.

**2010-11**

Date	Opponent	Result	Location
11/28/10	vs. Stanford	L, 74-81 (OT)	Anaheim, Calif.
12/11/10	Ball State	L, 77-79 (OT)	Chicago, Ill.
2/19/11	Villanova	L, 75-77 (OT)	Chicago, Ill.

**2011-12**

Date	Opponent	Result	Location
2/18/12	Louisville	L, 82-90 (OT)	Chicago, Ill.

**2012-13**

Date	Opponent	Result	Location
1/30/13	at St. John's	L, 74-79 (OT)	Queens, N.Y.
2/2/13	Notre Dame	L, 71-79 (OT)	Chicago, Ill.
2/13/13	Notre Dame	L, 78-82 (OT)	South Bend, Ind.

**2013-14**

Date	Opponent	Result	Location
12/15/13	Chicago State	W, 77-70 (OT)	Chicago, Ill.
1/9/14	Butler	W, 99-94 (2OT)	Indianapolis, Ind.
2/22/14	Marquette	L, 94-96 (OT)	Chicago, Ill.

**2014-15**

Date	Opponent	Result	Location
1/18/15	St. John's	W, 71-67 (OT)	Chicago, Ill.

**2015-16**

Date	Opponent	Result	Location
12/19/15	Northwestern	L, 70-78 (OT)	Chicago, Ill.

**2016-17**

Date	Opponent	Result	Location
1/21/17	Butler	L, 69-70 (OT)	Chicago, Ill.

**2017-18**

Date	Opponent	Result	Location
11/24/17	vs. Oregon	L, 79-89 (OT)	Portland, Ore.

**2018-19**

Date	Opponent	Result	Location
11/15/18	Penn State	W, 72-70 (OT)	Chicago, Ill.
4/3/19	USF	W, 100-96 (OT)	Chicago, Ill.

**2019-20**

Date	Opponent	Result	Location
12/4/19	Texas Tech	W, 65-60 (OT)	Chicago, Ill.
1/14/20	Villanova	L, 75-79 (OT)	Villanova, Pa.

**2020-21**

Date	Opponent	Result	Location
12/27/20	Providence	L, 90-95 (2OT)	Providence, R.I.

**2021-22**

Date	Opponent	Result	Location
2/12/22	Providence	L, 73-76 (OT)	Providence, R.I.

**2022-23**

<i>Date</i>	<i>Opponent</i>	<i>Result</i>	<i>Location</i>
11/30/22	Samford	W, 103-98 (OT)	Chicago, Ill.
12/3/22	at Loyola-Chicago	W, 78-72 (OT)	Chicago, Ill.
2/14/23	St. John's	L, 83-92 (2OT)	Chicago, Ill.

# ★ SCORING PERFORMANCES

## 50-POINT CLUB (1 by 1 player)

<i>Date</i>	<i>Name</i>	<i>Points</i>
3/21/45	George Mikan	53

## 40-POINT CLUB (11 by 6 players)

<i>Date</i>	<i>Name</i>	<i>Points</i>
1/6/81	Mark Aguirre	47
12/23/88	Stanley Brundy	47
3/17/78	Dave Corzine	45
3/5/79	Mark Aguirre	45
12/23/60	Howie Carl	43
3/3/19	Max Strus	43
2/23/80	Mark Aguirre	41
1/14/89	Stanley Brundy	41
2/18/80	Mark Aguirre	40
3/1/80	Mark Aguirre	40
12/15/90	David Booth	40
12/29/06	Sammy Mejia	40

## 30-POINT CLUB (118 by 48 players)

<i>Date</i>	<i>Name</i>	<i>Points</i>
3/3/62	M.C. Thompson	39
12/9/78	Mark Aguirre	39
2/27/22	Javon Freeman-Liberty	39
12/15/45	George Mikan	37
2/6/59	Howie Carl	37
12/26/81	Terry Cummings	37
1/27/90	David Booth	37
2/9/94	Tom Kleinschmidt	37
12/2/78	Mark Aguirre	36
1/12/80	Mark Aguirre	36
1/13/81	Mark Aguirre	36
1/27/62	Emmette Bryant	35
12/5/75	Ron Norwood	35
1/24/81	Mark Aguirre	35
1/5/92	David Booth	35
2/9/93	Tom Kleinschmidt	35
12/23/00	Bobby Simmons	35
1/23/10	Will Walker	35
1/8/13	Brandon Young	35
3/10/44	George Mikan	34
3/26/45	George Mikan	34
2/23/46	George Mikan	34
1/25/71	Ed Goode	34
3/3/71	Ed Goode	34
12/19/72	Greg Boyd	34
3/26/79	Mark Aguirre	34
1/2/80	Mark Aguirre	34
2018-19	Max Strus	34
1/8/22	Javon Freeman-Liberty	34
3/19/45	George Mikan	33
1/5/46	George Mikan	33
2/16/46	George Mikan	33
1/16/63	M.C. Thompson	33
12/4/67	Bob Zoretich	33
12/30/68	Al Zetzsche	33
2/5/75	Bill Robinzine	33
2/12/82	Terry Cummins	33
2/22/87	Dallas Comegys	33
12/1/87	Terrence Greene	33
2/12/94	Tom Kleinschmidt	33
1/21/95	Tom Kleinschmidt	33
11/24/98	Quentin Richardson	33
12/16/17	Max Strus	33
12/30/17	Max Strus	33
11/20/21	Javon Freeman-Liberty	33
12/10/21	David Jones	33
2/4/67	Bob Zoretich	32

<i>Opponent</i>
Rhode Island
Maine
Loyola Marymount
Louisville
Loyola-Chicago
Marquette
St. John's
Loyola-Chicago
Loyola Marymount
La Salle
Illinois State
UCLA
Northwestern State

<i>Opponent</i>
Notre Dame
Wichita State
St. John's
Indiana State
Western Kentucky
Louisville
Louisville
UAB
Northern Illinois
Marquette
Saint Louis
Dayton
Memphis State
La Salle
Loyola Marymount
Detroit
Northern Illinois
Notre Dame
UConn
Concordia (Ill.)
Bowling Green State
Notre Dame
Niagara
Xavier
San Diego State
Pennsylvania
Missouri
UIC
Villanova
West Virginia
Notre Dame
Long Island
Notre Dame
Central Missouri State
Bellarmine
Virginia Tech
Loyola-Chicago
Georgia Tech
Niagara
Detroit
Cincinnati
UNC Wilmington
Northwestern
Xavier
Western Illinois
Louisville
Marquette

1/20/68	Al Zetzsche	32
12/30/69	Ken Warzynski	32
3/6/72	Al Burks	32
12/5/72	Greg Boyd	32
2/9/73	Greg Boyd	32
2/16/91	David Booth	32
1/24/93	Tom Kleinschmidt	32
12/3/94	Tom Kleinschmidt	32
3/4/95	Brandon Cole	32
2/11/98	Willie Coleman	32
1/8/00	Quentin Richardson	32
12/18/05	Quemont Greer	32
11/24/07	Draelon Burns	32
11/28/07	Draelon Burns	32
12/23/08	Dar Tucker	32
1/15/13	Cleveland Melvin	32
1/21/17	Eli Cain	32
3/7/46	George Mikan	31
2/4/56	Ron Sobieszczyk	31
2/9/59	Howie Carl	31
12/27/63	Emmette Bryant	31
2/21/70	Ken Warzynski	31
2/3/76	Ron Norwood	31
2/7/78	Dave Corzine	31
12/22/79	Terry Cummings	31
1/18/80	Mark Aguirre	31
1/20/80	Mark Aguirre	31
2/28/81	Mark Aguirre	31
2/27/88	Stanley Brundy	31
3/7/92	Stephen Howard	31
11/28/98	Quentin Richardson	31
2/27/08	Draelon Burns	31
3/4/09	Will Walker	31
3/11/09	Will Walker	31
12/5/10	Brandon Young	31
12/17/16	Eli Cain	31
12/29/22	Umoja Gibson	31
12/4/43	Dick Triptow	30
1944-45	George Mikan	30
1944-45	George Mikan	30
1/14/46	George Mikan	30
2/1/46	George Mikan	30
2/28/47	Ed Mikan	30
12/2/52	Jim Lamkin	30
2/3/53	Ron Feiereisel	30
2/6/54	Jim Lamkin	30
12/5/70	Joey Meyer	30
1/31/72	Al Burks	30
2/9/73	Bill Robinzine	30
12/12/76	Dave Corzine	30
12/30/78	Gary Garland	30
2/27/79	Curtis Watkins	30
2/16/80	Mark Aguirre	30
2/7/81	Mark Aguirre	30
1/23/88	Rod Strickland	30
1/31/88	Rod Strickland	30
3/1/88	Stanley Brundy	30
12/21/91	David Booth	30
2/6/95	Tom Kleinschmidt	30
2/25/95	Tom Kleinschmidt	30
11/15/95	Jermaine Watts	30
3/15/05	Drake Diener	30
1/21/06	Sammy Mejia	30
2/3/09	Will Walker	30
3/11/09	Dar Tucker	30
1/14/10	Mike Stovall	30
12/10/11	Cleveland Melvin	30
11/27/12	Cleveland Melvin	30
1/9/14	Cleveland Melvin	30

Dayton
St. Joseph's (Ind.)
Drake
Northwestern
Villanova
Niagara
UMass
Georgetown
Dayton
Memphis
Charlotte
UIC
North Carolina A&T
Texas A&M-CC
Creighton
Cincinnati
Butler
Bradley
Brandeis
Marquette
Xavier
Dayton
Duquesne
Creighton
Loyola-Chicago
Maine
LSU
Loyola-Chicago
Miami (Fla.)
Notre Dame
California
West Virginia
West Virginia
Providence
Central Michigan
Chicago State
Georgetown
Concordia (Ill.)
Western Kentucky
Western Kentucky
Murray State
Great Lake NTS
Notre Dame
St. Ambrose
Elmhurst
Notre Dame
St. Bonaventure
UW-Milwaukee
Villanova
Maryland
Creighton
UAB
Butler
UAB
Old Dominion
NC State
Dayton
Baylor
Dayton
Louisville
Michigan
Missouri
Providence
Marquette
Providence
Providence
Chicago State
Fairfield
Butler

3/6/19 Max Strus 30 Georgetown

## 20+ SCORING PERFORMANCES OFF THE BENCH

Since start of 2002-03 season

<i>Date</i>	<i>Name</i>	<i>Points</i>	<i>Opponent</i>
2/27/08	Draelon Burns	31	West Virginia
1/21/06	Sammy Mejia	30	at Providence
1/24/18	Eli Cain	27	Georgetown
12/15/07	Dar Tucker	26	UIC
11/25/11	Cleveland Melvin	25	vs. Texas Tech
1/10/23	Da'Sean Nelson	24	Villanova
2/20/21	Charlie Moore	24	St. John's
1/1/11	Tony Freeland	24	at Georgetown
1/15/06	Draelon Burns	24	Rutgers
11/10/21	David Jones	23	Coppin State
3/2/08	Mac Koshwal	23	Notre Dame
12/27/17	Marin Maric	22	Miami (OH)
1/29/15	Tommy Hamilton	22	Providence
2/15/14	R.J. Curington	22	Providene
2/12/08	Dar Tucker	22	Louisville
2/26/03	Quemont Greer	22	at UAB
2/5/22	Courvoisier McCauley	21	Xavier
12/27/20	Romeo Weems	21	Providence
3/3/12	Jamee Crockett	21	Seton Hall
11/14/10	Tony Freeland	21	Chicago State
2/22/06	Wilson Chandler	21	at Louisville
2/18/06	Wilson Chandler	21	at St. John's (MSG)
11/23/16	Tommy Hamilton	20	Norfolk State
11/21/16	Aaron Simpson	20	Florida State
1/25/12	Jamee Crockett	20	at Rutgers
2/23/08	Will Walker	20	at Seton Hall
1/24/07	Draelon Burns	20	at Georgetown
12/6/05	Draelon Burns	20	UAB
1/11/03	Andrew Brown	20	UNLV



# ★ ALL-TIME ROSTER

## A

Acciari, Gene	1973-74
Adams, Ray	1934-36
Aguirre, Mark	1978-81
Alexandroff, Walter	1924-25
Allen, Charles	1945-49
Allen, Jeff	1981-83
Allen, John	1945-46
Alters, Caroll	1950-51
Anderson, Tom	1961-62
Anderson	1925-26
Anderson, James	2017-18
Anei, Yor	2021-23
Ascher, Johnny	1929-31
Austin, Dwayne	1993-95
Avery, Ayinde	1997-00

## B

Bagley, John	1958-60
Baker, George	1999-01
Ball	1924-25
Barbaric, Tony	1945-46
Baris, Al	1973-75
Barr, Tom	1977-79
Barry, Oumar	2015-16
Barskis, Pete	1930-31, 32-34
Bataska, William	1946-47
Beach, Rich	1966-69
Belcaster, Joe	2009-12
Bell	1938-39
Benson, William	1948-50
Berkson, Marshall	1942-43
Berry, Gessel	1966-68
Biebel, Tom	1962-64
Birgells, Ed	1963-66
Bizoukas, Michael	2007-11
Black, Harold	1951-52
Blum, Frank	1952-55
Bocinsky, Jim	1972-74
Boesch, Ronald	1951-52
Bogdanski	1940-41
Booth, David	1988-92
Bordes, John	1923-27
Bowden, Bryant	1992-96
Bowe	1924-25
Boyd, Greg	1972-75
Bradshaw, Clyde	1977-81
Brooks, Marlon	2001-03
Brown, Andre	2000-04
Brown, Sevira	1967-70
Brumfield, Marlon	2002-06
Brundy, Stanley	1985-89
Bruno, David	1997-01
Bruno, Doug	1969-73
Brusek, Sean	1991-95
Bryant, Emmette	1961-64
Burke	1925-26
Burkholder, Brett	1980-82
Burks, Al	1970-73
Burno, Rashon	1998-02
Burns, Bill	1989-91
Burns, Draelon	2004-08
Bush, Greg	1962-64
Butler, Keith	2006-07
Butler, Lamar	1998-00
Butz, Jaylen	2017-20
Bynum, Ahamad	2021-23

## C

Cain, Eli	2015-19
Callahan, Harry T.	1924-25
Callahan, Timothy	1925-26
Cameron, Flynn	2017-20
Campion, Ed	1934-37
Caplis, Raymond	1949-52
Carl, Howie	1958-61
Carney, Henry	1937-38
Cashin, Brian	1997-01
Cech, Henry	1946-47
Chandler, Wilson	2005-07
Clahar, Worrel	2011-13
Clarke, Karron	2005-08
Cleland, Tom	1935-37
Clemons, Montray	2012-13
Clinkscales, Cliff	2004-08
Cloutier, Tom	1959-60
Coan, Clarence	1929-32
Coehlo, Greg	1973-77
Coglianese, Bill	1957-60
Cole, Brandon	1991-95
Coleman, Willie	1997-99
Coleman-Lands, Jalen	2017-20
Collins, Vin	1938-41
Comegys, Dallas	1983-87
Comerford, Nick	1945-46
Cominsky, James	1940-41
Cook, Dick	1960-63
Cook, Levi	2016-17
Cooper, Edward	1946-47
Cooper, Thomas	1995-99
Coorlas, Peter	1947-49
Corbin, Tyrone	1981-85
Corzine, Dave	1974-78
Cowsen, McKinley	1957-60
Craigwell, Noah	2003-05
Cruz, Zion	2022-Pres.
Crockett, Jamee	2011-15
Crowley, Kieran	1935-38
Crumble, Ricardo	1996-97
Culver	1924-25
Cummings, Terry	1979-82
Cunningham, Deryl	1989-90
Cunningham Tom	1925-29
Curington, R.J.	2013-17
Currie, Brian	1992-96
Currie, Jabari	2005-09
Curtin, Ed	1953-56
Cyrus, Brandon	2016-18
Czarnecki, John	1973-75

## D

Dalton, Jack	1944-45
Daughrity, Joe	1990-92
Davis, Terry	1989-93
Dea, Joseph	1925-28
Dean, Jack	1942-43
Deaderick, Sneed	1999-01
Debes, Bill	1960-63
Demkovich, Joe	1945-47
Devine	1924-25
DiBenedetto, Ernest	1945-47
Diduch, Walter	1933-36
Diener, Drake	2001-05
Diener, John	2018-19
Dillard, Skip	1979-82

Dise, Bill	1976-78
Doles, Bob	1957-58
Dolins, Cory	2012-16
Donohue, Michael	1951-55
Doody, Jim	1931-33
Dorsey, Elgin	1959-62
Downing, Pat	1927-28
Downing, Walter	1981-83
Dreas, Ronald	1951-54
Drew, Jimmy	2009-11
Dwumaah, Tobias	2017-18
Dyker, Eugene	1950-52

## E

Edwards, Keon	2020-21
Edwards, Kevin	1986-88
Eichelberger, Al	2016-17
Elvis, Kobe	2020-21
Embry, Marty	1982-86
English, John	1971-72
Exilus, Chris	2002-04

## F

Faber, Kryz	2008-12
Farrell, Sean	2001-03
Favre, Brendan	2019-23
Federinko, Andrew	1947-48, 49-50
Fefles, George	1950-51
Feiereisel, Dick	1957-59
Feiereisel, Ron	1950-53
Feiereisel, Scott	1977-80
Fischer	1924-25
Fitzgerald, Jerry	1995-99
Flaiz, Dick	1959-61
Flanagan, Terry	1963-66
Flemming, Jim	1958-61
Flood, Andrew	1924-25
Forges, Kenny	1996-97
Foster, Melvon	1988-91
Frain, James	1966-67
Frederick, John	1945-46
Frederick, Harold	1945-48
Freeland, Tony	2009-11
Freeman-Liberty, Javon	2020-22
Freund, Dennis	1959-60, 61-64
Furman, Ted	1945-46

## G

Gage, Devin	2016-20
Gainer, Elmer	1938-41
Gaines, Demarcus	1995-98
Galloway, Jermaine	1992-93
Gannon, Joseph	1925-26
Garland, Gary	1975-79
Garrett Jr., Billy	2013-17
Gay, Juan	1995-96
Gazi, Erten	2015-17
Gebrewhit, Philmon	2021-23
Gelatt, Charles	1995-97
Getz	1938-39
Gibbons	1926-27
Gibson, Umoja	2022-23
Gillespie, Gordon	1947-49
Gillespie, Mike	1971-74
Gilliam, Paul	1968-71

Gilmore, Dave	1966-67		
Gladstone, Drew	2005-06		
Glover, Innis	1996-98		
Goedert, George	1938-39		
Golden, Kevin	1984-88		
Goode, Ed	1968-71		
Gordon, Carte'Are	2018-19		
Gorsky, Jim	1932-34		
Govedarica, Bato	1948-51		
Grandstaff, Austin	2016-18		
Grant-Foster, Tyon	2021-22		
Green, Ira	1963-65		
Green, Wesley	2004-08		
Greene, Terence	1985-89		
Greer, Quemont	2001-05		
Greicius, Edmund	1948-49		
Griggs, Robert	1953-54		
Grubbs, Teddy	1979-82		
Gulan, Tom	1958-60		
Gulley, Don	1964-65		
Guran, Kenneth	1956-57		
<b>H</b>			
Haggerty, James	1925-26		
Hahn, Eng	1929-31		
Hahn, Nicholas	1955-57		
Haig, Bill	1958-61		
Hajduch, Paul	1949-50		
Hall, Darius	2018-21		
Hamacek, Adolph	1946-47		
Hamby, James	1986-90		
Hamilton IV, Tommy	2013-16		
Handler, Adam	2006-08		
Hanel, Joe	2014-18		
Hannon	1925-28		
Harris, Jon	1991-95		
Harrison-Docks, Chris	2016-17		
Hartfield, Kerry	1998-00		
Hauser, Edward	1949-50		
Hayes	1933-34		
Heard, Marcus	2003-07		
Heflin, Larry	1973-75		
Heise, Dick	1954-57		
Henderson, Chris	1987-88		
Henry, Charles	1955-58		
Henry, Myke	2013-16		
Heppner, Bill	1987-91		
Hicks, Matt	1973-74		
Hill, Devin	2008-11		
Hill, Kris	1992-94		
Hirtzig, Nick	1970-73		
Hoban, Joe	1923-25		
Holland, Delonte	2002-04		
Holland, Kevin	1986-91		
Holmes, Kevin	1982-86		
Holt, Barry	1958-60		
Homyak, Nick	2002-03		
Hook, Randy	1974-78		
Hoover, Stanley	1949-52		
Hoskin, Sam	2001-03		
Howard, Stephen	1988-92		
Howlett, Pat	1935-38		
Howlett, R.	1935-36		
Huddy	1926-27		
Hughes, Charles	1971-72		
Hunter, Steve	1999-01		
Hunter, Tom	1967-70		
<b>I</b>			
Incardone, John	1959-60		
Immel, Bob	1937-38		
<b>J</b>			
Jackson, Curtis	1987-90		
Jackson, Tony	1982-86		
Jacobs, Markese	2019-21		
Jaksy, Kenneth	1953-56		
Jeziarski	1940-41		
Johnson, Russell	1950-53		
Johnson, Bill	1929-33		
Johnson, Brandon	2021-22		
Johnson, Javan	2021-23		
Johnston, Ken	1965-68		
Jones, Buck	1969-71		
Jones, David	2020-22		
Jones, Willie	1971-72		
<b>K</b>			
Kachan, Edwin	1943-45, 46-48		
Kammes, Ronnie	1995-97		
Kampa, Robert	1948-51		
Kassner, Ed	1947-48		
Katuzny, Walt	1960-63		
Kelly, Jeremiah	2008-12		
Kelly, Patrick	1951-53, 54-55		
Kelly, Tony	1942-43		
Kennedy	1925-26		
Kieres, Dan	1950-53		
King	1930-31		
Kilbourg	1938-39		
Kilmartin, Tom	1966-69		
Kirk, Donnavan	2011-13		
Kirsch, Tom	1969-72		
Kirschten, Ernest	1924-25		
Kleinschmidt, Tom	1991-95		
Knez, Freddie	1935-37		
Koecheler, Charles	1948-50		
Korzenewski	1924-25		
Koshwal, Mac	2007-10		
Kowalski, Joe	1938-41		
Krall, George	1935-36		
Kramer, William	1948-49		
<b>L</b>			
Labacz	1940-41		
Lacy, Janes	1923-25		
Laffey, Dan	1960-63		
Lahey, John	1948-51		
Lakin, Ron	1956-58		
Lamkin, Jim	1951-55		
Lampley, Lemone	1982-86		
Lang, Warren	1958-59		
LaRochelle, George	1947-48		
Lattner, Jack	1983-84		
Lauritis, Tony	1930-32		
Laux, Andy	1984-88		
Lawler, John	1969-70, 71-72		
Lecos, Daniel	1951-54		
Leddy, George	1947-49		
Leigh, Vince	1993-95		
Leitao III, David	2015-17		
Li, Larry	1994-97		
Lind, Cliff	1938-41		
Linsky, Bud	1932-34		
Linsky, Frank	1934-35		
London, Marlon			2001-03
Lopez Jr., Oscar			2019-21
Lowery, Jim			1938-40
Luksta, Robert			1948-51
Lydecker, Ken			1970-71
Lyons, Ed			1931-32
<b>M</b>			
Macon, Will			1993-95
Madden, Tom			1991-93
Maddox, Vernon			1955-56
Madey, William			1978-79
Malone, Marcus			2004-05
Malonga, Jason			2017-21
Manella, Sam			1978-81
Marcus, Sandi			2013-14
Maric, Marin			2017-18
Marino, James			1971-74
Marrero, DeJuan			2012-14
Martin, Jim			1970-72
Maslennikov, George			2018-19
Mattingly, Bob			1964-68
Mattingly, Paul			1963-65
Matz, David			1950-51
McBride, Mike			1958-59
McCallum, Tre'Darius			2016-18
McCaughey, Courvoisier			2020-22
McCoy, Ray			1981-84
McDonald, Durrell			2012-15
McEnroe			1924-25
McGhee, Edwind			2010-14
McGovern, Emmett			1975-77
McGraw, Bernie			1958-59
McGuire, Dennis			1977-81
McInerney, Joe			1924-27
McKenna, Gerry			1923-24
McKenna, Pat			1960-61
McKinney, Charles			2011-14
McLorraine			1940-41
McMillan, Jerry			1980-84
McNabola, William			1945-46
McPherson, Paul			1999-00
Medlock, Shaheed			2021-22
Meier, Jerry			1959-62
Meier, Tom			1956-57
Mejia, Sammy			2003-07
Melvin, Cleveland			2010-14
Menard, Sullivan			2019-20
Merley			1926-28
Meyer, Bob			1972-74
Meyer, Joey			1968-71
Meyer, Tom			1963-65
Mikan, Ed			1945-48
Mikan, George			1942-46
Mills, Dave			1963-66
Mitchem, James			1978-80
Molinari, David			2014-16
Monockton, Daniel			1951-52, 54-56
Moore, Charlie			2019-21
Moore, Dennis			1978-81
Morgan, Moses			2010-13
Moses, Thijin			2006-07
Mowen, James			1946-47
Mraz, Steve			1968-71
Mroz, Ted			1946-49
Mudd			1936-37
Mullee, Greg			1982-83
Mundt, Heine			1938-39
Murphy			1938-39
Murphy, Caleb			2022-Pres.
Murphy, Chuck			1988-91

Murphy, Jim	1962-65	Poscic, Matija	2007-09	Simmons, Bobby	1998-01
Murphy, John	1923-24	Possner, Lou	1938-40	Simpson, Aaron	2014-16
Murray, Malik	1992-96	Poulos, George	1965-68	Singer, Marcus	1993-97
Muscato, Pete	1938-39	Powers, Manning	1928-31	Skrodzki, James	1939-42
		Price, Curtis	1988-93	Skrodzki, Ted	1937-41
<b>N</b>		Price, Jodan	2012-13	Skul, Bernard	1951-55
Nash, Jesse	1961-65	Proko, Robert	1945-46	Slattery, William	1950-51
Nathan, Howard	1991-92	Pryor, Leroy	1945-46	Sloger, Rick	1973-75
Naughton, Clem	1936-39			Slovic, Paul	1956-57
Naughton, Hugh	1955-58	<b>Q</b>		Smith, Emanuel	1992-93
Naughton, John	1966-67	Quinlan	1925-26	Smith, Tyler	2003-04
Nelson, Da'Sean	2022-Pres.			Sobieszczyk, Ron	1953-56
Neu, Robert	1936-39	<b>R</b>		Sowell, Charles	1986-90
Newsom, John	1990-92	Rader, Mischa	1953-54	Stanton, Roger	1946-47
Nichols, Jamal	2004-05	Raimy, K.T.	2022-Pres.	Starzyk, Richard	1945-46
Niemann, Brad	1987-92	Ramsey, Randy	1974-78	Steinecke, William	1926-27
Niemiera, Tom	1945-46, 47-48	Ramsey, Randy, Jr.	1999-03	Stern, Jeff	1990-92
Nikitas, Chris	1978-80	Randolph, Bernard	1979-83	Stevens, Art	1947-48
Nomellini, Lawrence	1953-56	Ravizee, Michael	1990-94	Stevenson, Frank	1971-72
Norton, Martin	1923-24	Redfield, Harry	1932-34	Stimage, Rashaun	2014-16
Norwood, Ron	1974-77	Reed, Paul	2017-20	Stovall, Mike	2009-11
Norris, Mike	1964-67	Reilly, George	1925-29	Strickland, Rod	1985-88
Norville, James	1949-50	Reindl, Frank	1937-38	Strus, Max	2016-19
Norwood, Ron	1973-77	Reising, Don	1970-71	Stotts, Bill	1929-30
		Reuss, Frank	1936-39	Stout, Ken	1984-86
<b>O</b>		Reuter, Joe	1960-63	Stula, Mario	2008-11
Obi, Kene	2008-10	Richardson, Quentin	1998-00	Stump, Gene	1945-47
O'Connor, Bud	1929-31	Robertson Jr., Derrell	2011-13	Sukley, Roman	1972-75
O'Connor, Jim	1929-30	Robinson, Forrest	2013-15	Sullivan, Mick	2018-20
O'Connor, Joe	1929-32	Robinson, Kenneth	1950-51	Sullivan, Ryan	1992-93
Oden, Jon	2000-02	Robinzine, Bill	1953-56	Swanson, Don	1963-66
Odishoo, Dan	1963-65	Robinzine Jr., Bill	1972-75	Swedburg, Collum	1923-24
Olson, George	1945-46, 48-50	Rodinella, Mike	1928-32	Swedburg, Leonard	1923-24
Olujobi, Femi	2018-19	Rogers, Nate	2009-10	Szulescki, Roman	1937-38
Ongenda, Nick	2019-Pres.	Rohan, Patrick	1945-46	Szukala, Stan	1937-39
O'Rourke, Carter	1938-41	Rose, Charlie	1934-35	Szydlo, Ray	1957-59
Ortolano, Pete	1964-67	Rose, Donald	1951-54		
O'Shaughnessey, James	1986-87	Rosen, Sherman	1954-57	<b>T</b>	
		Ruddy, Paul	1957-60	Tabor, Chester	1955-58
		Rudnik, Gene	1938-41	Taylor, Doc	1996-98
		Ryckbosch, Peter	2012-18	Terry, Jalen	2021-Pres.
				Thompson, Lorenzo	2003-07
<b>P</b>				Thompson, M.C.	1960-63
Palmer, Errol	1964-67			Tillman, Gene	1949-50
Pancratz, Andy	1972-76	<b>S</b>		Tollstam, Chester	1937-41
Panicko, Edward	1955-56	Sachs, Ed	1939-41	Torphy, Robert	1948-50
Papesh, Alfred	1950-53	Sall, Mo	2022-Pres.	Tracy, Tom	1967-70
Parks, Belefia	1993-94	Salnavé, Ray	2020-21	Tracey, Tony	1934-37
Paskiewicz	1924-25	Salzinski, Mike	1957-60	Triptow, Dick	1940-44
Patterson, Kenny	1981-85	Sand, Bob	1932-33	Tucker, Dar	2007-09
Patton, Peter	1992-96	Satterwhite, David	1995-97	Tulley, Joe	1999-03
Patzold, Fred	1932-34	Sawyer, Imari	2000-02	Tune, Jason	1986-88
Paulicap, Pauly	2020-21	Sauceda, Art	1960-61	Tyler, B.J.	1989-90
Pavilonis, Clem	1948-51	Schaefer, Jerry	1970-71		
Pavlacka, R.J.	2002-03	Schafer, Dennis	1958-59	<b>V</b>	
Payne, Jeff	1972-74	Schissel	1924-25	Varnes, Blair	1925-26
Pecorarro, Samuel	1923-25	Schmidt, Bill	1928-29	Vukovich, Sammy	1946-50
Penn, Eral	2022-2023	Schyman, Bill	1950-53		
Peoples, Roman	1998-99	Scimeca, Tom	1937-38	<b>W</b>	
Perlowski, Michael	1951-55	Scott, Fred	2015-16	Walker, Will	2006-10
Pettus, Randy	1984-85	Seals, LeVar	2001-05	Wallace, Charles	1927-73
Phelan	1926-28	Sedowski, John	1957-58	Wallace, Eric	2009-10
Phelan, John	1945-46, 47-49	Sequale, Greg	2013-15	Warzynski, Ken	1967-70
Phillips, Develle	2015-16	Sexton, John	1931-32	Watkins, Curtis	1975-79
Phillips, Devon	1997-98	Shannon, Roger	1971-73	Watts, Jermaine	1994-98
Phillips, Willie	1934-37	Shandling	1938-39	Weaver	1940-41
Pierce, Dan	1967-68	Shealey, Rich	1965-68	Webb, Marsh	1939-41
Pirri, Stuart	2012-13	Shields, Harry	1969-73	Weckler, Bernie	1938-41
Pligge, Hans	1971-72	Shreiner, Lyrrik	2018-20		
Pomplun, Paul	1967-70	Siggins, Ryan	2009-10		
Ponsetto, Joe	1974-78				

Weems, Romeo	2019-21
West, Lawrence	1983-85
Wendt, William	1934-37
Weston, Ellsworth	1931-33
Wexler, Bernie	1938-41
Whalen, John	1951-52
White	1924-25
White, Dave	1961-64
Williams, D.J.	2019-20
Williams, Lance	1998-02
Williams, Max	2020-22
Wilson, Bob	1970-71
Wiscons, Frank	1940-41
Wiseman, James	1951-52
Witkowski, Richard	1965-68
Wojtyla, Henry	1947-48, 49-50
Wolf, Robert	1951-53
Wood, Darrick	2014-17
Woods, Marvin	1984-86
Woods, Rashad	2005-06
Wozny, Bob	1939-41
Wydra, Gary	1975-78
Wylder, Earl	1950-53

**X**

Xidias, Pantelis	2017-21
------------------	---------

**Y**

Yost, Nick	1934-37
Young, Brandon	2010-14

**Z**

Zagozdon, Chuck	1968-70
Zaleske, Robert	1951-52
Zelesinski, Al	1937-38
Zetzsche, Al	1966-69
Zimmerman, Sherman	1947-48
Zoretich, Bob	1965-68
Zvinakis, Al	1959-62

# ★ ALL-TIME JERSEY NUMBERS

## 00

Will Macon

1993-95

## 0

Rashad Woods  
Michael Bizoukas  
Worrel Clahar  
R.J. Curington  
Justin Roberts  
Lyrik Shreiner  
Markese Jacobs  
Zion Cruz

2005-06  
2007-11  
2011-13  
2013-17  
2017-18  
2018-19  
2019-21  
2022-23

## 1

Marlon London  
Tyler Smith  
Marcus Malone  
Jabari Currie  
Mike Stovall  
DeJuan Marrero  
Darrick Wood  
Austin Grandstaff  
Romeo Weems  
Javan Johnson

2002-03  
2003-04  
2004-05  
2005-09  
2009-11  
2013-14  
2014-17  
2017-18  
2019-21  
2021-23

## 2

Marlon Brooks  
Draelon Burns  
Dar Tucker  
Edwind McGhee  
Tommy Hamilton IV  
Austin Grandstaff  
Jaylen Butz  
Umoja Gibson

2001-03  
2004-05  
2007-09  
2011-13  
2013-16  
2016-17  
2017-20  
2022-23

## 3

John Frederick  
Lawrence West  
Brian Currie  
Quentin Richardson  
LeVar Seals  
Draelon Burns  
Devin Hill  
Jodan Price  
Rashaun Stimage  
Devin Gage  
Kobe Elvis  
Jalen Terry

1945-46  
1983-85  
1992-96  
1998-00  
2001-05  
2005-08  
2008-11  
2012-13  
2014-16  
2016-20  
2020-21  
2021-Pres.

## 4

Gene Tillman  
William Schyman  
Bill Haig  
Emmette Bryant  
Mike Norris  
Tom Kilmartin  
Doug Bruno  
Nick Hirtzig  
Greg Coehlo  
Brandon Cole  
Juan Gay

1949-50  
1950-53  
1958-61  
1961-64  
1964-67  
1966-69  
1969-70  
1970-73  
1973-77  
1992-95  
1995-96

Ricardo Crumble  
Roman Peoples  
Andre Brown  
Wesley Green  
Edwind McGhee  
Myke Henry  
Brandon Cyrus  
Paul Reed  
Javon Freeman-Liberty  
K.T. Raimey

1996-97  
1998-99  
2000-04  
2004-08  
2013-14  
2014-16  
2016-18  
2018-20  
2020-22  
2022-Pres.

## 5

Dan Odishoo  
Bryant Bowden  
Kenny Forges  
Delonte Holland  
Karron Clarke  
Nate Rogers  
Joe Belcaster  
Billy Garrett Jr.  
Jalen Coleman-Lands  
Keon Edwards  
Philmon Gebrewhit

1963-65  
1992-96  
1996-97  
2002-04  
2005-08  
2009-10  
2010-12  
2013-17  
2017-20  
2020-21  
2021-23

## 7

Paul Hajduch  
Earl Wylder

1949-50  
1950-53

## 8

George Olson

1945-46, 48-50

## 9

Robert Proko

1945-46

## 10

Patrick Rohan  
Eugene Dyker  
Bernard Skul  
Chester Tabor  
Howie Carl  
Dennis Freund  
Pete Ortolano  
Tom Tracy  
Jerry Schaefer  
Mike Gillespie  
Larry Heflin  
Gary Garland  
Randy Ramsey  
Kenny Patterson  
Rod Strickland  
Gilbert Miller  
B.J. Tyler  
Dwayne Austin  
Brian Cashin  
Randy Ramsey Jr.  
Mario Stula  
Derrell Robertson Jr.  
David Molinari  
Tre'Darius McCallum  
Lyrik Shreiner  
Ray Salnave  
Yor Anei

1945-46  
1950-52  
1951-55  
1955-58  
1958-61  
1961-64  
1964-67  
1967-70  
1970-71  
1971-74  
1974-75  
1975-76  
1975-78  
1981-85  
1985-88  
1988-89  
1989-90  
1993-95  
1997-01  
2002-03  
2008-11  
2011-13  
2014-16  
2016-18  
2019-20  
2020-21  
2021-23

## 11

Andrew Federinko  
John Lahey  
James Lamkin  
Sherman Rosen  
Ray Szydlo  
Elgin Dorsey  
Larry Heflin  
Ron Norwood  
James Mitchem  
Raymond McCoy  
Randy Pettus  
Joe Daughrity  
Jermaine Watts  
Rashon Burno  
R.J. Pavlacka  
Sammy Mejia  
Jeremiah Kelly  
Forrest Robinson  
Eli Cain  
Charlie Moore  
Eral Penn

1947-48  
1948-51  
1951-55  
1954-57  
1957-59  
1959-62  
1973-74  
1973-77  
1978-80  
1981-84  
1984-85  
1990-92  
1994-98  
1998-02  
2002-03  
2003-07  
2008-12  
2013-15  
2015-19  
2019-21  
2022-23

## 12

Harold Frederick  
William Benson  
James Norville  
Alfred Papesh  
Ronald Dreas  
Joe Reuter  
Tom Meyer  
George Poulos  
Joe Meyer  
John Lawler  
Al Burks  
Bob Meyer  
Randy Hook  
Chuck Murphy  
Belefa Parks  
Thomas Cooper  
Joe Tulley  
Cliff Clinkscales  
Joe Belcaster  
Cleveland Melvin  
Develle Phillips  
Erten Gazi  
Jason Malonga  
Ahamad Bynum

1945-48  
1948-50  
1949-50  
1950-53  
1951-54  
1960-63  
1963-65  
1965-68  
1968-71  
1969-70  
1970-73  
1972-74  
1974-78  
1988-91  
1993-94  
1995-99  
1999-03  
2004-08  
2009-10  
2010-14  
2015-16  
2016-17  
2017-21  
2021-23

## 13

William Schyman  
Dan Monckton  
Kenneth Guran  
Dennis Moore  
Walter Downing  
Terence Greene  
Brandon Cole  
Chris Exilus  
Drew Gladstone  
Mac Koshwal  
Cory Dolins  
James Anderson  
Darius Hall  
Tyon Grant-Foster

1950-53  
1954-56  
1956-57  
1978-81  
1981-83  
1985-89  
1991-92  
2002-04  
2005-06  
2007-10  
2012-16  
2017-18  
2018-21  
2021-22

**14**

William Slattery  
Daniel Lecos  
Richard Heise  
Bill Coglianese  
Jerry Meier  
Jim Murphy  
Mike Norris  
Ken Lydecker  
John Lawler  
Jim Bocinsky  
Emmett McGovern  
Scott Feiereisel  
Jerry McMillan  
Andy Laux  
Charles Gelatt  
Lamar Butler  
Frederick Scott  
Nick Ongenda

**15**

Dick Feiereisel  
Al Zvinakis  
Clyde Bradshaw  
Jeff Allen  
Kevin Holland  
Jon Harris  
Ayinde Avery  
Imari Sawyer  
Jamal Nichols  
Thijin Moses  
Moses Morgan  
Aaron Simpson  
Paul Reed  
Carte'Are Gordon  
Oscar Lopez Jr.

**17**

McKinley Cowsen

**20**

Russell Johnson  
Kenneth Jaksy  
Hugh Naughton  
Warren Lang  
Tom Cloutier  
Dan Laffey  
Terry Flanagan  
Rich Beach  
Buck Jones  
John English  
Gene Acciari  
Randy Ramsey  
Tony Jackson  
Kevin Edwards  
Melvon Foster  
Ronnie Kammes  
Jerry Fitzgerald  
Adam Handler  
Brandon Young  
Brendan Favre

**21**

John Allen  
Art Stevens  
Clemence Pavilonis

Ron Feiereisel  
Ron Sobieszczyk  
Chester Tabor  
Dennis Shafer  
Dennis Freund  
James Frain  
Sevira Brown  
Harry Shields  
Dennis McGuire  
Stephen Howard  
Marcus Singer  
Sam Hoskin  
Marcus Heard  
Jamee Crockett  
Flynn Cameron  
Da'Sean Nelson

**22**

Adolph Hamacek  
Ted Mroz  
Robert Luksta  
Patrick Kelly  
Tom Meier  
Bernie McGraw  
Jerry Meier  
Walt Katuzny  
Ira Green  
Rich Witkowski  
Ed Goode  
Willie Jones  
Greg Boyd  
Chris Nikitas  
Bernard Randolph  
Brad Niemann  
David Bruno  
Nick Homyak  
Noah Craigwell  
Wilson Chandler  
Tony Freeland  
Tobias Dwumaah  
George Maslennikov

**23**

Ted Furman  
Roger Stanton  
Raymond Caplis  
Bill Robinzine  
Bob Doles  
Tom Gulan  
Clyde Bradshaw  
Tyrone Corbin  
Stanley Brundy  
Curtis Price  
Devon Phillips  
Paul McPherson  
Marlon London  
Jimmy Drew  
Donnavan Kirk  
Erten Gazi  
Al Eichelberger  
Mick Sullivan  
Courvoisier McCauley  
Caleb Murphy

**24**

1945-46  
1947-48  
1948-51  
*number retired in honor of Mark Aguirre*  
Harold Frederick  
Tom Niemiera

1950-53  
1953-56  
1955-58  
1958-59  
1959-60  
1966-67  
1967-70  
1969-73  
1977-81  
1988-92  
1993-97  
2001-02  
2003-07  
2011-15  
2017-20  
2022-Pres.

1946-47  
1946-49  
1948-51  
1951-53, 54-55  
1956-57  
1958-59  
1959-62  
1960-63  
1963-65  
1965-68  
1968-71  
1971-72  
1972-75  
1978-80  
1979-83  
1987-92  
1997-01  
2002-03  
2003-05  
2005-07  
2009-11  
2017-18  
2018-19

**27**

Edwin Kachan  
Leroy Pryor  
Ted Mroz  
Dan Kieres

**28**

Tony Barbaric  
Henry Wojtyla

**30**

Joseph Demkovich  
Peter Coortlas  
Stanley Hoover  
Robert Wolf  
Larry Nomellini  
Barry Holt  
M.C. Thompson  
Ed Birgells  
Al Zetzsche  
Joe Meyer  
Hans Pligge  
Bob Meyer  
Al Baris  
Curtis Watkins  
Chris Nikitas  
David Booth  
Malik Murray  
Sneed Deaderick  
Will Walker  
Peter Ryckbosch  
Sullivan Menard  
Max Williams

**31**

Ernie DiBenedetto  
Sherman Zimmerman  
George Olson  
George Fefles  
Stanley Hoover  
Art Saucedo  
Demarcus Gaines

1948-51  
1950-53  
1955-56  
1959-61  
1961-65  
1967-68  
1968-70  
1970-73  
1975-79  
1979-81

1945-46  
1987-88  
1989-93  
1996-98  
1998-00  
2002-03  
2009-10  
2012-15  
2015-16  
2018-19

1943-45, 46-48  
1945-46  
1946-49  
1950-53

1945-46  
1947-48

1945-47  
1947-49  
1949-52  
1951-53  
1953-56  
1958-60  
1960-63  
1963-66  
1966-69  
1968-71  
1971-72  
1972-74  
1973-75  
1975-79  
1978-80  
1988-92  
1992-93  
1999-01  
2006-10  
2012-18  
2019-20  
2020-23

1945-47  
1947-78  
1945-46, 48-50  
1950-51  
1949-52  
1960-61  
1995-98

Jon Oden	2000-02	Stuart Pirri	2012-13	<b>44</b>	James haggerty	1925-26
Matija Poscic	2007-09	Marin Maric	2017-18		Dick Flaiz	1959-61
Max Strus	2016-19				Gessel Berry	1966-68
<b>32</b>		<b>35</b>		Jim Marino	1972-74	
Edward Mikan	1945-48	Pat McKenna	1923-24	Roman Sukley	1972-74	
Robert Torphy	1948-50	Edmund Greicius	1948-49	Skip Dillard	1979-82	
Eugene Dyker	1950-52	Henry Wojtyla	1949-50	Sean Brusek	1991-95	
Dick Cook	1960-63	Russell Johnson	1950-53	Marlon Brumfield	2002-06	
Don Swanson	1963-66	Pat McKenna	1960-61	Keith Butler	2006-08	
Bob Mattingly	1963-66	Rick Sloger	1973-75	Levi Cook	2016-17	
Paul Gilliam	1964-68	Gary Wydra	1975-78			
Roger Shannon	1968-71	Sam Manella	1978-81			
John Czarnecki	1971-73	Dallas Comegys	1983-87	<b>45</b>		
Bill Dise	1973-75	Montray Clemons	2012-13	Jack Phelan	1926-28	
Mark Aguirre	1976-78	Pantelis Xidias	2017-21	Edward Cooper	1946-47	
Terry Cummings	1978-79	Brandon Johnson	2021-22	Edward Hauser	1949-50	
Lemone Lampley	1979-82			Jim Flemming	1958-61	
Curtis Price	1982-86	<b>37</b>		Tom Anderson	1961-62	
Deryl Cunningham	1988-89	Henry Cech	1946-47	Paul Mattingly	1964-68	
Howard Nathan	1989-90	George Leddy	1947-49	James O'Shaughnessy	1986-87	
Howard Nathan	1991-92	James Norville	1949-50	Brian Currie	1992-93	
David Satterwhite	1995-97	Carroll Alters	1950-51	Innis Glover	1996-98	
Bobby Simmons	1998-01			Steve Hunter	1999-01	
Lorenzo Thompson	2003-07	<b>40</b>		Quemont Greer	2001-05	
Charles McKinney	2011-14	Tom Cloutier	1959-60	<b>50</b>		
David Leitao III	2015-17	Dave White	1961-64	Bill Debes	1960-63	
D.J. Williams	2019-20	Don Gulley	1964-65	Dave Mills	1963-66	
David Jones	2020-22	Errol Palmer	1964-67	Bob Zoretich	1965-68	
		Ken Warzynski	1967-70	Don Reising	1970-71	
<b>33</b>		Charles Wallace	1972-75	Thomas Barr	1977-79	
Ronald Boesch	1951-52	Dave Corzine	1974-78	Curtis Jackson	1987-90	
Frank Blum	1952-55	<b>41</b>		<b>51</b>		
Hugh Naughton	1955-58	Bato Govendarica	1948-51	Earl Wylder	1950-53	
Ron Lakin	1956-58	Daniel Kieres	1950-53	Mischa Rader	1953-54	
Bill Haig	1958-61	Edward Curtin	1953-56	McKinley Cowsen	1957-60	
Andy Pancratz	1972-76	Mike Salzinski	1957-60	Marty Embry	1982-86	
Brett Burkholder	1980-82	Elgin Dorsey	1959-62	Chris Harrison-Docks	2016-17	
Lawrence West	1983-85	Greg Bush	1962-64	<b>52</b>		
Marvin Woods	1984-86	Errol Palmer	1964-67	Bill Robinzine	1953-56	
Bill Heppner	1987-91	Tom Kirsch	1969-72	Ken Johnston	1965-68	
Jermaine Galloway	1992-93	Matt Hicks	1973-74	Steve Mraz	1968-71	
Malik Murray	1993-96	<b>42</b>		Frank Stevenson	1971-72	
Abdou Sylla	1996-97	Al Zvinakis	1959-60	Peter Patton	1992-96	
George Baker	1999-01	Tom Biebel	1962-64	Lance Williams	1998-02	
Drake Diener	2001-05	Bob Mattingly	1964-68	<b>53</b>		
Krys Faber	2008-12	Rich Shealey	1965-68	Michael Perlowski	1951-55	
Joe Hanel	2014-18	Harry Shields	1969-73	Nicholas Hahn	1955-57	
John Diener	2018-19	Charles Hughes	1971-72	Paul Ruddy	1957-60	
Pauly Paulicap	2020-21	Jeff Stern	1990-92	<b>54</b>		
		Kris Hill	1992-94	John Naughton	1966-67	
<b>34</b>		Sean Farrell	2001-04	Paul Pomplun	1967-70	
Richard Starzyk	1945-46	Greg Sequele	2013-15	Joe Ponsetto	1976-78	
Donald Rose	1951-54	<b>43</b>		William Madey	1978-79	
Chuck Henry	1955-58	Mike Donohue	1951-55			
Mike McBride	1958-59	Dan Monckton	1951-52, 54-56			
John Incardone	1959-60	Vernon Maddox	1955-56			
Jesse Nash	1961-65	John Bagley	1958-60			
Dave Gilmore	1966-67	Jeff Payne	1972-74			
Tom Hunter	1967-70	Joe Ponsetto	1974-78	<b>55</b>		
Bob Wilson	1970-71	Greg Mullee	1982-83	William Kraeer	1948-49	
Jim Marino	1970-72					
Teddy Grubbs	1979-82					
Kevin Holmes	1982-86					
Charles Sowell	1986-90					
Tom Kleinschmidt	1991-95					
Willie Coleman	1997-99					
Randy Ramsey Jr.	1999-01					
Ryan Siggins	2009-10					

John Sedowski	1957-58
Jim Flemming	1958-61
Kevin Golden	1984-88
Michael Ravizee	1990-94
Keni Obi	2008-10
Sandi Marcus	2013-14
Shaheed Medlock	2021-22

**66**

William Bataska	1946-47
-----------------	---------

**77**

Gordon Gillespie	1947-49
Andy Federinko	1949-50

**79**

Sam Vukovich	1946-50
Ron Feiereisel	1950-53

**86**

Charles Allen	1945-49
Raymond Caplis	1949-52

**89**

Nick Comerford	1945-46
----------------	---------

**90**

Stan Szukala	1937-39
--------------	---------

**92**

Gene Stump	1945-47
Ed Kassner	1947-48
John Lahey	1948-51

**94**

Bill Ryan	1942-43
-----------	---------

**95**

John Phelan	1945-46, 47-49
-------------	----------------

**96**

George LaRochelle	1947-48
Charles Koeheler	1948-50
David Matz	1950-51

**99**

*number retired in honor of George Mikan*

George Mikan	1942-46
--------------	---------



# ★ DEPAUL IN THE NBA

A total of 36 DePaul players have gone on to play in the NBA starting with Elmer Gainer in 1941 with the Baltimore Bullets and most recent NBA players in Max Strus with the Miami Heat and Paul Reed with the Philadelphia 76ers. Wilson Chandler was the 10th DePaul basketball player to be drafted in the first round of the NBA Draft as he was the 23rd pick of the New York Knicks in 2007.

Since Gainer played in the first NBA game for a former Blue Demon in 1947, there have been only seven seasons without a DePaul flavor in NBA history. Including the 2022-23 season, at least one DePaul player has played in the NBA in 47 of the last 48 seasons. There were no Blue Demons in the NBA for the 1959-60 season, from 1962-64 and from 1972-74. A DePaul player has been in an NBA uniform in 76 of the last 83 seasons, including 2022-23.

In addition to the players in the NBA, two Blue Demons have coached at the NBA level. George Mikan was the head coach of the Minneapolis Lakers from 1957-58 and Tyrone Corbin was head coach of the Utah Jazz in 2011-14.

## ALL-TIME NBA PLAYERS

Mark Aguirre .....	1981-94
Andre Brown .....	2006-09
Stanley Brundy.....	1989-90
Emmette Bryant.....	1964-72
Howie Carl.....	1961-62
Wilson Chandler .....	2007-15, 2016-20
Dallas Comegys .....	1987-89
Tyrone Corbin.....	1985-01
Dave Corzine .....	1978-91
Terry Cummings .....	1982-00
Gene Dyker.....	1953-54
Kevin Edwards.....	1988-01
Ron Feiereisel .....	1955-56
Elmer Gainer.....	1948-50
Gary Garland .....	1979-80
Billy Garrett Jr.....	2018-19
Bato Govedarica.....	1953-54
Myke Henry .....	2017-18
Stephen Howard.....	1992-98
Steven Hunter .....	2001-10
John Jorgensen .....	1947-49
Whitey Kachan .....	1948-49
Paul McPherson.....	2000-01
Ed Mikan .....	1948-54
George Mikan .....	1948-56
Errol Palmer .....	1967-68
Jack Phelan.....	1949-50
Paul Reed .....	2020-Pres.
Quentin Richardson .....	2000-13
Bill Robinzine .....	1975-82
Bobby Simmons .....	2001-12
Ron Sobieszczyk.....	1956-60
Rod Strickland .....	1988-05
Max Strus .....	2019-Pres.
Gene Stump .....	1947-50
Dick Triptow .....	1944-50

# ★ ALL-TIME NBA STAT LINES

## TERRY CUMMINGS 18 SEASONS 1982-00 19,460 POINTS

Cummings was drafted as the second overall pick in the 1982 draft by the San Diego Clippers, and went on to an 18-year career in the league. He was the NBA Rookie of the Year in 1983 and a two-time NBA All-Star in 1985 and 1989.

YEAR	TEAM	G-GS	FG-A	FG%	FT-A	FT%	REB	AVG.	PF	A	TO	BK	S	MIN	TP	AVG.
1982-83	San Diego Clippers	70-69	684-1309	.523	292-412	.709	744	10.6	294	177	204	62	129	2531	1660	23.7
1983-84	San Diego Clippers	81-80	737-1491	.494	380-528	.720	777	9.6	298	139	218	57	92	2907	1854	22.9
1984-85	Milwaukee Bucks	79-78	759-1532	.495	343-463	.741	716	9.1	264	228	190	67	117	2722	1861	23.6
1985-86	Milwaukee Bucks	82-82	681-1438	.474	265-404	.656	694	8.5	283	193	191	51	121	2669	1627	19.8
1986-87	Milwaukee Bucks	82-77	729-1426	.511	249-376	.662	700	8.5	296	229	172	81	129	2770	1707	20.8
1987-88	Milwaukee Bucks	76-76	675-1392	.485	270-406	.665	553	7.3	274	181	170	46	78	2629	1621	21.3
1988-89	Milwaukee Bucks	80-78	730-1563	.467	362-460	.787	650	8.1	265	198	201	72	106	2824	1829	22.9
1989-90	San Antonio Spurs	81-78	728-1532	.475	343-440	.780	677	8.4	286	219	202	52	110	2821	1818	22.4
1990-91	San Antonio Spurs	67-62	503-1039	.484	164-240	.683	521	7.8	225	157	131	30	61	2195	1177	17.6
1991-92	San Antonio Spurs	70-67	514-1053	.488	177-249	.711	631	9.0	210	102	115	34	58	2149	1210	17.3
1992-93	San Antonio Spurs	8-0	11-29	.379	5-10	.500	19	2.4	17	4	2	1	1	76	27	3.4
1993-94	San Antonio Spurs	59-29	183-428	.428	63-107	.589	297	5.0	137	50	59	13	31	1133	429	7.3
1994-95	San Antonio Spurs	76-20	224-464	.483	72-123	.585	378	5.0	188	59	95	19	36	1273	520	6.8
1995-96	Milwaukee Bucks	81-13	270-584	.462	104-160	.650	445	5.5	263	89	69	30	56	1777	645	8.0
1996-97	Seattle Supersonics	45-3	155-319	.486	57-82	.695	183	4.1	113	39	45	7	33	828	370	8.2
1997-98	Philadelphia/Knicks	74-3	200-428	.467	67-98	.684	283	3.8	181	47	51	10	38	1185	467	6.3
1998-99	Golden State Warriors	50-0	186-424	.439	81-114	.711	255	5.1	168	58	58	10	46	1011	454	9.1
1999-00	Golden State Warriors	22-0	76-177	.429	32-39	.821	107	4.9	74	21	27	8	13	398	184	8.4
<b>TOTALS</b>	<b>18 Seasons</b>	<b>1183-815</b>	<b>8045-16628</b>	<b>.484</b>	<b>3326-4711</b>	<b>.706</b>	<b>8630</b>	<b>7.3</b>	<b>3836</b>	<b>2190</b>	<b>2200</b>	<b>650</b>	<b>1255</b>	<b>33898</b>	<b>19460</b>	<b>16.4</b>

## ROD STRICKLAND 17 SEASONS 1988-05 14,463 POINTS

Strickland played 17 seasons in the NBA after being selected 19th overall in the 1988 draft by the New York Knicks. He was a member of the NBA All-Rookie Team in 1989. He went on to be the NBA Assists leaders in 1998 where he was All-NBA Second Team.

YEAR	TEAM	G-GS	FG-A	FG%	FT-A	FT%	REB	AVG.	PF	A	TO	BK	S	MIN	TP	AVG.
1988-89	New York Knicks	81-80	265-567	.467	172-231	.745	160	2.0	142	319	148	3	98	1358	721	8.9
1989-90	Knicks/San Antonio	82-24	343-756	.454	174-278	.626	259	3.2	160	468	170	14	127	2140	868	10.6
1990-91	San Antonio Spurs	58-56	314-651	.482	161-211	.763	219	3.8	125	463	156	11	117	2076	800	13.8
1991-92	San Antonio Spurs	57-54	300-659	.455	182-265	.687	265	4.6	122	491	160	17	118	2053	787	13.8
1992-93	Portland Trailblazers	78-35	396-816	.485	273-381	.717	337	4.3	153	559	199	24	131	2474	1069	13.7
1993-94	Portland Trailblazers	82-58	528-1093	.483	353-471	.749	370	4.5	171	740	257	24	147	2889	1411	17.2
1994-95	Portland Trailblazers	64-61	441-946	.466	283-380	.745	317	5.0	118	562	209	9	123	2267	1211	18.9
1995-96	Portland Trailblazers	67-63	471-1023	.460	276-423	.652	297	4.4	135	640	255	16	97	2526	1256	18.7
1996-97	Washington Wizards	82-81	515-1105	.466	367-497	.738	335	4.1	166	727	270	14	143	2997	1410	17.2
1997-98	Washington Wizards	76-76	490-1130	.434	357-492	.726	405	5.3	182	801	266	25	126	3020	1349	17.8
1998-99	Washington Wizards	44-43	251-603	.416	176-236	.746	212	4.8	91	434	142	5	76	1632	690	15.7
1999-00	Washington Wizards	69-67	327-762	.429	214-305	.702	259	3.8	147	519	187	18	94	2188	869	12.6
2000-01	Washington/Portland	54-28	182-429	.424	130-173	.751	140	2.6	76	303	107	5	53	1371	498	9.2
2001-02	Miami Heat	76-64	316-714	.443	154-201	.766	232	3.1	114	463	159	11	82	2294	794	10.4
2002-03	Minneapolis	47-8	120-278	.432	79-107	.738	215	2.0	55	215	76	6	46	956	320	6.8
2003-04	Orlando/Toronto	61-10	150-353	.425	72-98	.735	155	2.5	76	244	85	11	35	1197	382	6.3
2004-05	Houston Rockets	16-2	9-43	.209	9-10	.900	27	1.7	15	39	16	2	3	196	28	1.8
<b>TOTALS</b>	<b>17 Seasons</b>	<b>1094-740</b>	<b>5418-11928</b>	<b>.454</b>	<b>3432-4759</b>	<b>.721</b>	<b>4084</b>	<b>3.7</b>	<b>2048</b>	<b>7987</b>	<b>2862</b>	<b>215</b>	<b>1616</b>	<b>33634</b>	<b>14463</b>	<b>13.2</b>

**MARK AGUIRRE****15 SEASONS****1981-94****13,930 POINTS**

Aguirre played 15 seasons in the NBA after being the first overall pick in the 1981 draft. He was a two-time NBA Champion in 1989 and 1990 with the Detroit Pistons in addition to being a three-time NBA All-Star (1984, 87, 88).

YEAR	TEAM	G-GS	FG-A	FG%	FT-A	FT%	REB	AVG.	PF	A	TO	BK	S	MIN	TP	AVG.
1981-82	Dallas Mavericks	51-20	381-820	.465	168-247	.680	249	4.9	152	164	135	22	37	1468	955	18.7
1982-83	Dallas Mavericks	81-75	767-1589	.483	429-589	.728	508	6.3	247	332	261	26	80	2784	1979	24.4
1983-84	Dallas Mavericks	79-79	925-1765	.524	465-621	.749	469	5.9	246	358	285	22	80	2900	2330	29.5
1984-85	Dallas Mavericks	80-79	794-1569	.56	440-580	.759	477	6.0	250	249	253	24	60	2699	2055	25.7
1985-86	Dallas Mavericks	74-73	668-1327	.503	318-451	.705	445	6.0	229	339	252	14	62	2501	1670	22.6
1986-87	Dallas Mavericks	80-80	787-1590	.495	429-557	.770	427	5.3	243	254	217	30	84	2663	2056	25.7
1987-88	Dallas/Detroit	77-77	746-1571	.475	388-504	.770	434	5.6	223	278	203	57	70	2610	1932	25.1
1988-89	Detroit Pistons	80-76	586-1270	.461	288-393	.773	386	4.8	229	278	208	36	45	2597	1511	18.9
1989-90	Detroit Pistons	78-40	438-898	.488	192-254	.756	305	3.9	201	145	121	19	34	2005	1099	14.1
1990-91	Detroit Pistons	78-13	420-909	.462	240-317	.757	374	4.8	209	139	128	20	47	2006	1104	14.2
1991-92	Detroit Pistons	75-12	339-787	.431	158-230	.687	236	3.1	171	126	105	11	51	1582	851	11.3
1992-93	Detroit Pistons	51-15	187-422	.443	99-129	.767	152	3.0	101	105	68	7	16	1056	503	9.9
1993-94	Los Angeles Clippers	39-0	163-348	.468	50-72	.694	116	3.0	98	104	70	8	21	859	413	10.3
<b>TOTALS</b>	<b>15 SEASONS</b>	<b>923-639</b>	<b>7201-14865</b>	<b>.484</b>	<b>3664-4944</b>	<b>.741</b>	<b>4578</b>	<b>5.0</b>	<b>2599</b>	<b>2871</b>	<b>2306</b>	<b>296</b>	<b>687</b>	<b>27,730</b>	<b>18,458</b>	<b>20.0</b>

**GEORGE MIKAN****7 SEASONS****1948-56****10,156 POINTS**

Mikan's professional career remains one of the best in basketball history. Known as Mr. Basketball, Mikan was a five-time BAA/NBA Champion with the Lakers and was the 1948 NBL Most Valuable Player. He was a four-time NBL/NBA scoring champion. His No. 99 was retired by the Los Angeles Lakers. Mikan was a member of the 25th, 35th, 50th and 75th NBA Anniversary Team. He was inducted into the Naismith Memorial Basketball Hall of Fame in 1959.

YEAR	TEAM	G-GS	FG-A	FG%	FT-A	FT%	REB	AVG.	PF	A	TO	BK	S	MIN	TP	AVG.
1948-49	Minneapolis Lakers	60	583-1403	.416	532-689	.772	--	--	260	218	--	--	--	--	1698	28.3
1949-50	Minneapolis Lakers	68	649-1595	.407	567-728	.779	--	--	297	197	--	--	--	--	1865	27.4
1950-51	Minneapolis Lakers	68	678-1584	.428	576-717	.803	958	14.1	308	208	--	--	--	--	1932	28.4
1951-52	Minneapolis Lakers	64	545-1414	.385	433-555	.780	866	13.5	286	194	--	--	--	2572	1523	23.8
1952-53	Minneapolis Lakers	70	500-1252	.399	442-567	.780	1007	14.4	290	201	--	--	--	2651	1442	20.6
1953-54	Minneapolis Lakers	72	441-1160	.380	424-546	.777	1028	14.3	268	174	--	--	--	2362	1306	18.1
1955-56	Minneapolis Lakers	37	148-375	.395	94-122	.770	308	8.3	153	53	--	--	--	765	390	10.5
<b>TOTALS</b>	<b>7 SEASONS</b>	<b>439</b>	<b>3544-8783</b>	<b>.404</b>	<b>3068-3924</b>	<b>.782</b>	<b>--</b>	<b>--</b>	<b>1862</b>	<b>1245</b>	<b>--</b>	<b>--</b>	<b>--</b>	<b>--</b>	<b>10156</b>	<b>23.1</b>

**TYRONE CORBIN****16 SEASONS****1985-01****9,766 POINTS**

Corbin was drafted in the 1985 draft by the San Antonio Spurs with the 35th overall pick. He played for a total of seven different teams and played in 81 NBA Playoff Games. Since his playing career, Corbin began a coaching career in the NBA, most recently with the Charlotte Hornets.

YEAR	TEAM	G-GS	FG-A	FG%	FT-A	FT%	REB	AVG.	PF	A	TO	BK	S	MIN	TP	AVG.
1985-86	San Antonio Spurs	16-0	27-64	.422	10-14	.714	25	1.6	21	11	12	2	11	174	64	4.0
1986-87	Spurs/Cleveland	63-15	156-381	.409	91-124	.734	215	3.4	129	97	66	5	55	1170	404	6.4
1987-88	Cleveland/Phoenix	84-5	257-525	.490	110-138	.797	350	4.2	181	115	104	18	72	1739	625	7.4
1988-89	Phoenix Suns	77-30	245-454	.540	141-179	.788	398	5.2	222	118	92	13	82	1655	631	8.2
1989-90	Minnesota	82-80	521-1083	.481	161-209	.770	604	7.4	288	216	143	41	175	3011	1203	14.7
1990-91	Minnesota	82-82	587-1311	.448	296-371	.798	589	7.2	257	347	209	53	162	3196	1472	18.0
1991-92	Minnesota/Utah	80-9	303-630	.481	174-201	.866	472	5.9	193	140	97	20	82	2207	780	9.8
1992-93	Utah Jazz	82-58	385-766	.503	180-218	.826	519	6.3	252	173	108	32	108	2555	950	11.6
1993-94	Utah Jazz	82-17	268-588	.456	117-144	.813	389	4.7	212	122	92	24	99	2149	659	8.0
1994-95	Atlanta Hawks	81-4	205-464	.442	78-114	.684	262	3.2	161	67	74	16	55	1389	502	6.2
1995-96	Kings/Miami	71-2	155-351	.442	100-120	.833	244	3.4	147	84	67	20	63	1284	413	5.8
1996-97	Atlanta Hawks	70-65	253-600	.422	86-108	.796	294	4.2	176	124	85	7	90	2305	666	9.5
1997-98	Atlanta Hawks	79-79	328-747	.439	101-128	.789	263	4.6	197	173	86	7	105	2699	806	10.2
1998-99	Atlanta Hawks	47-6	131-335	.391	52-80	.650	145	3.1	74	43	43	7	31	1066	352	7.5
1999-00	Sacramento Kings	54-5	88-247	.356	33-39	.846	165	3.1	99	60	29	5	36	941	219	4.1
2000-01	Toronto Raptors	15-1	9-38	.237	2-4	.500	13	0.9	18	4	3	0	2	117	20	1.3
<b>TOTALS</b>	<b>16 Seasons</b>	<b>1065-458</b>	<b>3918-8584</b>	<b>.456</b>	<b>1732-2191</b>	<b>.791</b>	<b>5046</b>	<b>4.7</b>	<b>2627</b>	<b>1894</b>	<b>1310</b>	<b>270</b>	<b>1228</b>	<b>27657</b>	<b>9766</b>	<b>9.2</b>

## WILSON CHANDLER 16 SEASONS 2007-20 8,463 POINTS

Chandler was drafted in the first round as the 23rd overall pick of the 2007 NBA Draft. He played a total of 16 seasons, including seven with the Denver Nuggets.

YEAR	TEAM	G-GS	FG-A	FG%	FT-A	FT%	REB	AVG.	PF	A	TO	BK	S	MIN	TP	AVG.
2007-08	New York Knicks	35-16	106-242	.438	34-54	.630	127	6.7	83	33	27	16	15	685	255	13.4
2008-09	New York Knicks	82-70	455-1054	.432	171-215	.795	445	5.9	250	170	139	75	71	2735	1184	15.6
2009-10	New York Knicks	65-64	412-860	.479	129-160	.806	348	5.4	184	138	108	49	46	2320	993	15.4
2010-11	Knicks/Denver	72-49	429-953	.450	130-161	.807	408	6.1	199	120	104	94	48	2401	1100	16.5
2011-12	Denver Nuggets	8-6	31-79	.392	10-12	.833	41	6.9	18	17	18	6	6	215	75	12.6
2012-13	Denver Nuggets	43-8	210-455	.462	88-111	.793	218	7.3	119	58	60	12	45	1079	560	18.7
2013-14	Denver Nuggets	62-55	307-738	.416	110-152	.724	294	5.5	193	114	79	31	46	1927	846	15.8
2014-15	Denver Nuggets	78-75	418-975	.429	110-142	.775	475	6.9	231	134	110	29	58	2471	1085	15.8
2016-17	Denver Nuggets	74-71	433-939	.461	141-194	.727	460	7.5	172	141	114	30	51	2197	1117	18.3
2017-18	Denver Nuggets	51-33	281-631	.445	88-114	.772	398	6.1	156	159	92	39	43	2346	738	11.3
2018-19	Philadelphia/Clippers	36-32	114-273	.418	18-25	.720	215	6.6	123	82	46	21	25	1177	305	9.3
2019-20	Brooklyn Nets	35-3	74-183	.404	20-23	.870	145	7.1	79	39	34	12	16	734	205	10.1
<b>TOTALS</b>	<b>16 SEASONS</b>	<b>676-483</b>	<b>3270-7382</b>	<b>.443</b>	<b>1049-1363</b>	<b>.770</b>	<b>3574</b>	<b>6.3</b>	<b>1807</b>	<b>1205</b>	<b>931</b>	<b>414</b>	<b>470</b>	<b>20287</b>	<b>8463</b>	<b>15.0</b>

## QUENTIN RICHARDSON 13 SEASONS 2000-13 8,032 POINTS

Richardson was drafted 18th overall in the first round of the 2000 draft. He was the 2005 NBA 3-point contest champion. In the 2004-05 season he also set the franchise single-season record for three-point goals.

YEAR	TEAM	G-GS	FG-A	FG%	FT-A	FT%	REB	AVG.	PF	A	TO	BK	S	MIN	TP	AVG.
2000-01	Los Angeles Clippers	76-28	232-525	.442	99-158	.627	257	3.4	98	62	64	7	42	1358	613	8.1
2001-02	Los Angeles Clippers	81-0	400-926	.432	143-187	.765	334	4.1	142	128	102	21	78	2152	1076	13.3
2002-03	Los Angeles Clippers	59-13	203-546	.372	85-124	.685	281	4.8	92	52	64	10	35	1368	552	9.4
2003-04	Los Angeles Clippers	65-64	425-1068	.398	151-204	.740	414	6.4	130	139	141	19	67	2338	1121	17.2
2004-05	Phoenix Suns	79-78	407-1045	.389	136-184	.739	479	6.1	197	158	102	27	96	2839	1176	14.9
2005-06	New York Knicks	55-43	163-459	.355	61-91	.670	230	4.2	134	88	56	6	39	1442	451	8.2
2006-07	New York Knicks	49-47	228-545	.418	83-120	.692	352	7.2	133	108	70	7	36	1621	636	13.0
2007-08	New York Knicks	65-65	199-555	.359	60-88	.682	315	4.8	153	116	69	15	44	1841	527	8.1
2008-09	New York Knicks	72-51	262-667	.393	89-117	.761	319	4.4	132	117	74	7	47	1894	733	10.2
2009-10	Miami Heat	76-75	242-561	.431	52-71	.732	374	4.9	169	93	62	18	70	2082	678	8.9
2010-11	Orlando Magic	57-19	87-255	.341	33-44	.750	178	3.1	74	38	33	5	25	955	249	4.4
2011-12	Orlando Magic	48-3	74-197	.376	25-30	.833	123	2.6	74	38	29	6	28	866	215	4.5
2012-13	New York Knicks	1-0	1-11	.091	2-2	1.000	10	10.0	1	1	2	0	0	29	5	5.0
<b>TOTALS</b>	<b>13 SEASONS</b>	<b>783-486</b>	<b>2923-7360</b>	<b>.397</b>	<b>1019-1420</b>	<b>.718</b>	<b>3666</b>	<b>4.7</b>	<b>1529</b>	<b>1138</b>	<b>868</b>	<b>148</b>	<b>607</b>	<b>20785</b>	<b>8032</b>	<b>10.3</b>

## DAVE CORZINE 13 SEASONS 1978-1991 7,615 POINTS

Corzine was drafted in the first round of the 1978 draft with the 18th overall pick by the Washington Bullets. With Washington, he played in the 1979 NBA Finals where Washington was defeated by the Seattle SuperSonics.

YEAR	TEAM	G-GS	FG-A	FG%	FT-A	FT%	REB	AVG.	PF	A	TO	BK	S	MIN	TP	AVG.
1978-79	Washington Bullets	59	63-118	.534	49-63	.778	147	2.5	67	49	53	14	10	532	175	3.0
1979-80	Washington Bullets	78	90-216	.417	45-68	.662	270	3.5	120	63	60	31	9	826	225	2.9
1980-81	San Antonio Spurs	82	366-747	.490	125-175	.714	636	7.8	212	117	131	99	42	1960	857	10.5
1981-82	San Antonio Spurs	82-21	336-648	.519	159-213	.746	629	7.7	235	130	139	126	33	2189	832	10.1
1982-83	Chicago Bulls	82-71	457-920	.497	232-322	.720	717	8.7	242	154	228	109	47	2496	1146	14.0
1983-84	Chicago Bulls	82-82	385-824	.467	231-275	.840	575	7.0	227	202	175	120	58	2674	1004	12.2
1984-85	Chicago Bulls	82-50	276-568	.486	149-200	.745	422	5.1	189	140	124	64	32	2062	701	8.5
1985-86	Chicago Bulls	67-4	255-519	.491	127-171	.743	433	6.5	133	150	104	53	28	1709	640	9.6
1986-87	Chicago Bulls	82-39	294-619	.475	95-129	.736	540	6.6	202	209	114	87	38	2287	683	8.3
1987-88	Chicago Bulls	80-32	344-715	.481	115-153	.752	527	6.6	149	154	109	95	36	2328	804	10.1
1988-89	Chicago Bulls	81-7	203-440	.461	71-96	.740	315	3.9	134	103	93	45	29	1483	479	5.9
1989-90	Orlando Magic	6-3	11-29	.379	0-2	.000	18	3.0	7	2	8	0	2	79	22	3.7
1990-91	Seattle Supersonics	28-0	17-38	.447	13-22	.591	33	1.2	18	4	2	5	5	147	47	1.7
<b>TOTALS</b>	<b>13 SEASONS</b>	<b>891-309</b>	<b>3097-6401</b>	<b>.484</b>	<b>1411-1889</b>	<b>.747</b>	<b>5262</b>	<b>5.9</b>	<b>1935</b>	<b>1477</b>	<b>1340</b>	<b>848</b>	<b>369</b>	<b>20772</b>	<b>7615</b>	<b>8.5</b>

**BILL ROBINZINE      7 SEASONS      1975-82      5,541 POINTS**

Robinzine was drafted as the 10th overall pick in the 1975 draft by the Kansas City Kings. He played a majority of his career in Kansas City.

YEAR	TEAM	G-GS	FG-A	FG%	FT-A	FT%	REB	AVG.	PF	A	TO	BK	S	MIN	TP	AVG.
1975-76	Kansas City Kings	75	299-499	.459	145-198	.732	355	4.7	290	60	--	8	80	1327	603	8.0
1976-77	Kansas City Kings	75	307-677	.453	159-216	.736	474	6.3	283	95	--	13	86	1594	773	10.3
1977-78	Kansas City Kings	82	305-677	.451	206-271	.760	539	6.6	281	72	172	11	74	1748	816	10.0
1978-79	Kansas City Kings	82	459-837	.548	180-246	.732	638	7.8	367	104	179	15	105	2179	1098	13.4
1979-80	Kansas City Kings	81	362-723	.501	200-274	.730	526	6.5	311	62	148	23	106	1917	925	11.4
1980-81	Cleveland/Dallas	78	392-826	.475	218-281	.776	533	6.8	275	118	187	9	75	2016	1003	12.9
1981-82	Utah Jazz	56	131-294	.446	61-75	.813	144	2.6	156	49	83	5	37	651	323	5.8
<b>TOTALS</b>	<b>7 SEASONS</b>	<b>529</b>	<b>2185-4533</b>	<b>.482</b>	<b>1169-1561</b>	<b>.749</b>	<b>3209</b>	<b>6.1</b>	<b>1963</b>	<b>560</b>	<b>--</b>	<b>84</b>	<b>563</b>	<b>11432</b>	<b>5541</b>	<b>10.5</b>

**KEVIN EDWARDS      11 SEASONS      1988-01      6,596 POINTS**

Edwards was drafted as the 20th overall pick in the first round of the 1988 NBA Draft by the Miami Heat. He went on to play 11 seasons and was named to the All-Rookie team in 1989.

YEAR	TEAM	G-GS	FG-A	FG%	FT-A	FT%	REB	AVG.	PF	A	TO	BK	S	MIN	TP	AVG.
1988-89	Miami Heat	79-62	470-1105	.425	144-193	.746	262	3.3	154	349	246	27	139	2349	1094	13.8
1989-90	Miami Heat	78-54	395-959	.412	139-183	.760	282	3.6	149	252	180	33	125	2211	938	12.0
1990-91	Miami Heat	79-16	380-927	.410	171-213	.803	205	2.6	151	240	163	46	129	2000	955	12.1
1991-92	Miami Heat	81-1	325-716	.454	162-191	.848	211	2.6	138	170	120	20	99	1840	819	10.1
1992-93	Miami Heat	40-30	216-462	.468	119-141	.844	121	3.0	69	120	75	12	68	1134	556	13.9
1993-94	New Jersey Nets	82-82	471-1028	.458	167-217	.770	281	3.4	150	232	135	34	120	2727	1144	14.0
1994-95	New Jersey Nets	14-14	69-154	.448	40-42	.952	37	2.6	42	27	35	5	19	466	196	14.0
1995-96	New Jersey Nets	324-33	142-390	.364	68-84	.810	75	2.2	67	71	68	7	54	1007	394	11.6
1996-97	New Jersey Nets	32-0	69-183	.377	37-43	.860	43	1.3	34	57	49	4	17	477	190	5.9
1997-98	Nets/Orlando Magic	39-5	57-165	.345	30-35	.857	54	1.4	28	39	30	1	26	487	150	3.8
2000-01	Vancouver Grizzlies	46-5	56-170	.329	43-53	.811	82	1.8	46	52	37	8	29	634	160	3.5
<b>TOTALS</b>	<b>11 SEASONS</b>	<b>604-302</b>	<b>2650-6259</b>	<b>.423</b>	<b>1120-1395</b>	<b>.803</b>	<b>1653</b>	<b>2.7</b>	<b>1028</b>	<b>1609</b>	<b>1138</b>	<b>197</b>	<b>825</b>	<b>15332</b>	<b>6596</b>	<b>10.9</b>

**BOBBY SIMMONS      10 SEASONS      2001-12      4,189 POINTS**

Simmons was drafted in the second round of the 2001 draft as the 41st overall pick. He played a total of 10 seasons in the league and earned the 2005 NBA Most Improved Player Award.

YEAR	TEAM	G-GS	FG-A	FG%	FT-A	FT%	REB	AVG.	PF	A	TO	BK	S	MIN	TP	AVG.
2001-02	Washington Wizards	30-3	43-95	.453	22-30	.733	52	1.7	31	17	14	5	13	343	112	3.7
2002-03	Washington Wizards	36-2	44-112	.393	32-35	.914	77	2.1	51	20	8	3	10	378	120	3.3
2003-04	LA Clippers	56-8	147-373	.394	141-169	.834	262	4.7	169	96	73	17	51	1376	437	7.8
2004-05	LA Clippers	75-74	474-1017	.466	231-273	.846	446	5.9	227	205	135	16	106	2799	1229	16.4
2005-06	Milwaukee Bucks	75-74	366-808	.453	165-200	.825	333	4.4	254	172	123	21	86	2538	1002	13.4
2007-08	Milwaukee Bucks	70-21	209-496	.421	53-70	.757	226	3.2	140	80	78	5	50	1521	531	7.6
2008-09	New Jersey Nets	71-44	198-441	.449	43-58	.741	277	3.9	186	92	62	10	50	1729	556	7.8
2009-10	New Jersey Nets	23-2	42-117	.359	18-20	.900	63	2.7	52	15	19	3	15	395	122	5.3
2010-11	San Antonio Spurs	2-0	0-3	.000	0-0	.000	0	0.0	2	2	0	0	0	16	0	0.0
2011-12	LA Clippers	28-0	28-90	.311	4-7	.571	55	2.0	41	11	10	3	15	418	80	2.9
<b>TOTALS</b>	<b>10 SEASONS</b>	<b>466-228</b>	<b>1551-3552</b>	<b>.437</b>	<b>709-862</b>	<b>.823</b>	<b>1791</b>	<b>3.8</b>	<b>1153</b>	<b>7100</b>	<b>522</b>	<b>83</b>	<b>396</b>	<b>11513</b>	<b>4189</b>	<b>9.0</b>

**EMMETTE BRYANT      8 SEASONS      1964-72      3,722 POINTS**

Bryant was selected in the seventh round of the 1964 draft by the New York Knicks where he went on to play four seasons before concluding his career in Boston and Buffalo. Bryant won the 1969 NBA Championship with the Celtics, scoring 20 points in game seven of the NBA Finals.

YEAR	TEAM	G-GS	FG-A	FG%	FT-A	FT%	REB	AVG.	PF	A	TO	BK	S	MIN	TP	AVG.
1964-65	New York Knicks	77	145-436	.333	87-133	.654	167	2.2	212	167	--	--	--	1332	377	4.9
1965-66	New York Knicks	71	212-449	.472	74-101	.733	170	2.4	215	216	--	--	--	1193	498	7.0
1966-67	New York Knicks	63	236-577	.409	74-114	.649	273	4.3	231	218	--	--	--	1593	546	8.7
1967-68	New York Knicks	77	112-291	.385	59-86	.686	133	1.7	173	134	--	--	--	968	283	3.7
1968-69	Boston Celtics	80	197-488	.404	65-100	.650	192	2.4	264	176	--	--	--	1388	459	5.7
1969-70	Boston Celtics	71	210-520	.404	135-181	.746	269	3.8	201	231	--	--	--	1617	555	7.8
1970-71	Buffalo Braves	73	288-684	.421	151-203	.744	262	3.6	266	352	--	--	--	2137	727	10.0
1971-72	Buffalo Braves	54	101-220	.459	75-125	.600	127	2.4	167	206	--	--	--	1223	277	5.1
<b>TOTALS</b>	<b>8 SEASONS</b>	<b>566</b>	<b>1501-3665</b>	<b>.410</b>	<b>720-1043</b>	<b>.690</b>	<b>1593</b>	<b>2.8</b>	<b>1729</b>	<b>1700</b>	<b>--</b>	<b>--</b>	<b>--</b>	<b>11451</b>	<b>3722</b>	<b>6.6</b>

**ED MIKAN****6 SEASONS****1948-54****2,163 POINTS**

Mikan was drafted with the fifth overall pick of the 1948 Draft by the Chicago Stags. He helped the Boston Celtics finish second in the Eastern Conference in his final season in 1953-54.

YEAR	TEAM	G-GS	FG-A	FG%	FT-A	FT%	REB	AVG.	PF	A	TO	BK	S	MIN	TP	AVG.
1948-49	Chicago Stags	60	229-729	.314	136-183	.743	--	--	191	62	--	--	--	--	594	9.9
1949-50	Chicago/Rochester	65	89-321	.277	92-120	.767	--	--	143	42	--	--	--	--	270	4.2
1950-51	3 Teams	61	193-556	.347	137-189	.725	344	5.6	194	63	--	--	--	--	523	8.6
1951-52	Philadelphia Warriors	66	202-571	.354	116-148	.784	492	7.5	252	87	--	--	--	--	520	7.9
1952-53	Indianapolis Olympians	62	78-292	.267	79-98	.806	237	3.8	124	39	--	--	--	--	235	3.8
1953-54	Boston Celtics	9	8-24	.333	5-9	.556	20	2.2	15	3	--	--	--	--	21	2.3
<b>TOTALS</b>	<b>6 SEASONS</b>	<b>323</b>	<b>799-2493</b>	<b>.320</b>	<b>565-747</b>	<b>.756</b>	<b>--</b>	<b>--</b>	<b>919</b>	<b>296</b>	<b>--</b>	<b>--</b>	<b>--</b>	<b>--</b>	<b>2163</b>	<b>6.7</b>

**MAX STRUS****4 SEASONS****2019-PRES.****1,885 POINTS**

Strus went undrafted in 2019 before signing with the Chicago Bulls. After splitting time in the G League he signed a contract with the Miami Heat. Heat was a member of the Eastern Conference Championship team who appeared in the 2023 NBA Finals.

YEAR	TEAM	G-GS	FG-A	FG%	FT-A	FT%	REB	AVG.	PF	A	TO	BK	S	MIN	TP	AVG.
2019-20	Chicago Bulls	2-0	2-3	.667	1-1	1.000	1	0.5	1	0	0	0	0	6	5	2.5
2020-21	Miami Heat	39-0	85-187	.455	16-24	.667	41	1.1	43	24	8	2	11	507	236	6.1
2021-22	Miami Heat	68-16	249-564	.441	42-53	.7925	202	3.0	116	92	57	16	28	1587	721	10.6
2022-23	Miami Heat	80-33	324-790	.410	78-89	.876	258	3.2	166	171	70	12	42	2272	923	11.5
<b>TOTALS</b>	<b>4 Seasons</b>	<b>189-49</b>	<b>660-1544</b>	<b>.427</b>	<b>137-167</b>	<b>.820</b>	<b>502</b>	<b>2.7</b>	<b>326</b>	<b>287</b>	<b>135</b>	<b>30</b>	<b>81</b>	<b>4372</b>	<b>1885</b>	<b>10.0</b>

**STEVEN HUNTER****8 SEASONS****2001-10****1,817 POINTS**

Hunter was the 15th overall pick in the 2001 NBA Draft, selected by the Orlando Magic. He played a total of 8 season in the league.

YEAR	TEAM	G-GS	FG-A	FG%	FT-A	FT%	REB	AVG.	PF	A	TO	BK	S	MIN	TP	AVG.
2001-02	Orlando Magic	53-21	67-147	.456	55-94	.585	97	1.8	81	5	16	43	5	516	189	3.6
2002-03	Orlando Magic	33-5	56-103	.544	18-44	.409	93	2.8	56	6	15	36	9	447	130	3.9
2003-04	Orlando Magic	59-23	82-155	.529	23-69	.333	170	2.9	101	12	29	73	5	789	187	3.2
2004-05	Phoenix Suns	76-3	135-220	.614	78-163	.479	227	3.0	131	13	44	102	4	1046	348	4.6
2005-06	Philadelphia 76ers	69-35	175-291	.601	71-138	.514	271	3.9	120	17	64	76	12	1312	421	6.1
2006-07	Philadelphia 76ers	70-41	188-326	.577	74-151	.490	335	4.8	137	26	65	76	13	1605	450	6.4
2007-08	Denver Nuggets	19-2	15-28	.536	9-20	.450	29	1.5	20	0	7	6	0	120	39	2.1
2009-10	Memphis Grizzlies	21-0	17-43	.395	13-36	.528	42	2.0	10	0	9	10	1	158	53	2.5
<b>TOTALS</b>	<b>8 SEASONS</b>	<b>400-130</b>	<b>735-1313</b>	<b>.560</b>	<b>347-715</b>	<b>.485</b>	<b>1264</b>	<b>3.2</b>	<b>656</b>	<b>79</b>	<b>249</b>	<b>422</b>	<b>49</b>	<b>5993</b>	<b>1817</b>	<b>4.5</b>

**RON SOBIESZCZYK****4 SEASONS****1956-60****1,619 POINTS**

Sobieszczyk was drafted as the sixth overall pick in the first round of the 1956 draft by the Fort Wayne Pistons.

YEAR	TEAM	G-GS	FG-A	FG%	FT-A	FT%	REB	AVG.	PF	A	TO	BK	S	MIN	TP	AVG.
1956-57	New York Knicks	71	166-442	.376	152-199	.764	326	4.6	158	129	--	--	--	1378	484	6.8
1957-58	New York Knicks	55	217-539	.403	196-239	.820	263	4.8	147	125	--	--	--	1399	630	11.5
1958-59	New York Knicks	50	144-400	.60	112-133	.842	154	3.1	84	78	--	--	--	857	400	8.0
1959-60	Knicks/Minneapolis	16	37-108	.343	31-37	.838	48	3.0	32	21	--	--	--	234	105	6.6
<b>TOTALS</b>	<b>4 Seasons</b>	<b>192</b>	<b>564-1489</b>	<b>.379</b>	<b>491-608</b>	<b>.808</b>	<b>791</b>	<b>4.1</b>	<b>421</b>	<b>353</b>	<b>--</b>	<b>--</b>	<b>--</b>	<b>3868</b>	<b>1619</b>	<b>8.4</b>

**GENE STUMP****3 SEASONS****1947-50****783 POINTS**

YEAR	TEAM	G-GS	FG-A	FG%	FT-A	FT%	REB	AVG.	PF	A	TO	BK	S	MIN	TP	AVG.
1947-48	Boston Celtics	43	59-247	.239	24-38	.632	--	--	66	18	--	--	--	--	142	3.3
1948-49	Boston Celtics	56	193-580	.333	92-129	.713	--	--	102	56	--	--	--	--	478	8.5
1949-50	Minneapolis/Waterloo	49	63-213	.296	37-54	.685	--	--	59	44	--	--	--	--	163	3.3
<b>TOTALS</b>	<b>3 Seasons</b>	<b>148</b>	<b>315-1040</b>	<b>.303</b>	<b>153-221</b>	<b>.692</b>	<b>--</b>	<b>--</b>	<b>227</b>	<b>118</b>	<b>--</b>	<b>--</b>	<b>--</b>	<b>--</b>	<b>783</b>	<b>5.3</b>

**ERROL PALMER 1 SEASON 1967-68 500 POINTS**

YEAR	TEAM	G-GS	FG-A	FG%	FT-A	FT%	REB	AVG.	PF	A	TO	BK	S	MIN	TP	AVG.
1967-68	Minnesota Muskies	63	165-453	.364	170-253	.672	471	7.5	169	91	78	--	--	1191	500	7.9
<b>TOTALS</b>	<b>1 SEASON</b>	<b>63</b>	<b>165-453</b>	<b>.364</b>	<b>170-253</b>	<b>.672</b>	<b>471</b>	<b>7.5</b>	<b>169</b>	<b>91</b>	<b>78</b>	<b>--</b>	<b>--</b>	<b>1191</b>	<b>500</b>	<b>7.9</b>

**PAUL REED 3 SEASONS 2020-PRES. 491 POINTS**

Reed was drafted in the second round of the 2020 draft with the 58th overall pick. He was the 2021 NBA G League MVP and Rookie of the Year before joining the 76ers full time in the NBA. He helped lead the 76ers to the Eastern Conference Semifinals in 2023.

YEAR	TEAM	G-GS	FG-A	FG%	FT-A	FT%	REB	AVG.	PF	A	TO	BK	S	MIN	TP	AVG.
2020-21	Philadelphia 76ers	26-0	42-78	.538	4-8	.500	61	2.3	29	12	12	13	10	177	88	3.4
2021-22	Philadelphia 76ers	38-2	54-96	.563	6-14	.429	92	2.4	57	16	10	14	33	302	116	3.1
2022-23	Philadelphia 76ers	69-2	124-209	.593	38-51	.745	262	3.8	123	27	45	51	46	755	287	4.2
<b>TOTALS</b>	<b>3 SEASONS</b>	<b>133-4</b>	<b>220-383</b>	<b>.574</b>	<b>48-73</b>	<b>.658</b>	<b>415</b>	<b>3.1</b>	<b>209</b>	<b>55</b>	<b>67</b>	<b>78</b>	<b>89</b>	<b>1234</b>	<b>491</b>	<b>3.7</b>

**DICK TRIPTOW 2 SEASONS 1948-50 336 POINTS**

YEAR	TEAM	G-GS	FG-A	FG%	FT-A	FT%	REB	AVG.	PF	A	TO	BK	S	MIN	TP	AVG.
1948-49	Fort Wayne	55	116-417	.278	102-141	.723	--	--	107	96	--	--	--	--	334	6.1
1949-50	Baltimore Bullets	4	0-5	.000	2-2	1.000	--	--	5	1	--	--	--	--	2	0.5
<b>TOTALS</b>	<b>2 SEASONS</b>	<b>59</b>	<b>116-422</b>	<b>.275</b>	<b>104-143</b>	<b>.727</b>	<b>--</b>	<b>--</b>	<b>112</b>	<b>97</b>	<b>--</b>	<b>--</b>	<b>--</b>	<b>--</b>	<b>336</b>	<b>5.7</b>

**STEPHEN HOWARD 4 SEASONS 1992-98 336 POINTS**

Howard went undrafted in the 1992 draft before eventually playing four seasons in the NBA. He played professionally abroad until 2008.

YEAR	TEAM	G-GS	FG-A	FG%	FT-A	FT%	REB	AVG.	PF	A	TO	BK	S	MIN	TP	AVG.
1992-93	Utah Jazz	49-0	35-93	.376	34-53	.642	60	1.2	58	10	23	12	15	260	104	2.1
1993-94	Utah Jazz	9-0	10-17	.588	11-16	.688	16	1.8	13	1	6	3	1	53	31	3.4
1996-97	San Antonio Spurs	49-0	62-108	.574	52-81	.642	85	1.7	62	11	25	12	19	418	176	3.6
1997-98	Seattle SuperSonics	13-0	8-21	.381	9-18	.500	12	0.9	13	3	6	1	3	53	25	1.9
<b>TOTALS</b>	<b>4 Seasons</b>	<b>120-0</b>	<b>115-239</b>	<b>.481</b>	<b>106-168</b>	<b>.631</b>	<b>173</b>	<b>1.4</b>	<b>146</b>	<b>25</b>	<b>60</b>	<b>28</b>	<b>38</b>	<b>784</b>	<b>336</b>	<b>2.8</b>

**GARY GARLAND 1 SEASON 1979-80 334 POINTS**

Garland was drafted as the 30th overall pick in the second round of the 1979 Draft. After his NBA career, Garland went on to tour with his half-sister, Whitney Houston.

YEAR	TEAM	G-GS	FG-A	FG%	FT-A	FT%	REB	AVG.	PF	A	TO	BK	S	MIN	TP	AVG.
1979-80	Denver Nuggets	78	155-356	.435	18-26	.692	138	1.8	80	145	73	4	54	1106	334	4.3
<b>TOTALS</b>	<b>1 SEASON</b>	<b>78</b>	<b>155-356</b>	<b>.435</b>	<b>18-26</b>	<b>.692</b>	<b>138</b>	<b>1.8</b>	<b>80</b>	<b>145</b>	<b>73</b>	<b>4</b>	<b>54</b>	<b>1106</b>	<b>334</b>	<b>4.3</b>

**PAUL MCPHERSON 1 SEASON 2000-01 262 POINTS**

McPherson went undrafted in 2000 before signing with the Phoenix Suns. He played 33 games with the Suns and 22 with the Golden State Warriors. He went on to play seven more seasons of professional basketball, including a stint with the Harlem Globetrotters.

YEAR	TEAM	G-GS	FG-A	FG%	FT-A	FT%	REB	AVG.	PF	A	TO	BK	S	MIN	TP	AVG.
2017-18	Phoenix/Golden St..	55-0	109-216	.505	42-58	.724	79	1.4	80	38	47	4	25	595	262	4.8
<b>TOTALS</b>	<b>1 SEASON</b>	<b>55-0</b>	<b>109-216</b>	<b>.505</b>	<b>42-58</b>	<b>.724</b>	<b>79</b>	<b>1.4</b>	<b>80</b>	<b>38</b>	<b>47</b>	<b>4</b>	<b>25</b>	<b>595</b>	<b>262</b>	<b>4.8</b>

**JOHN JORGENSEN 2 SEASONS 1947-49 115 POINTS**

YEAR	TEAM	G-GS	FG-A	FG%	FT-A	FT%	REB	AVG.	PF	A	TO	BK	S	MIN	TP	AVG.
2017-18	Chicago/Baltimore	3	4-9	.444	1-1	1.000	--	--	2	0	--	--	--	--	9	3.0
1948-49	Minneapolis Lakers	48	41-114	.360	24-33	.727	--	--	68	33	--	--	--	--	106	2.2
<b>TOTALS</b>	<b>2 SEASONS</b>	<b>51</b>	<b>45-123</b>	<b>.366</b>	<b>24-33</b>	<b>.727</b>	<b>--</b>	<b>--</b>	<b>70</b>	<b>33</b>	<b>--</b>	<b>--</b>	<b>--</b>	<b>--</b>	<b>115</b>	<b>2.3</b>

**WHITEY KACHAN      1 SEASON      1948-49      112 POINTS**

Kachan was a member of the 1949 BAA Championship team with the Minneapolis Lakers.

YEAR	TEAM	G-GS	FG-A	FG%	FT-A	FT%	REB	AVG.	PF	A	TO	BK	S	MIN	TP	AVG.
1948-49	Chicago/Minneapolis	52	38-142	.268	36-56	.643	--	--	81	37	--	--	--	--	112	2.2
<b>TOTALS</b>	<b>1 SEASON</b>	<b>52</b>	<b>38-142</b>	<b>.268</b>	<b>36-56</b>	<b>.643</b>	<b>--</b>	<b>--</b>	<b>81</b>	<b>37</b>	<b>--</b>	<b>--</b>	<b>--</b>	<b>--</b>	<b>112</b>	<b>2.2</b>

**MYKE HENRY      1 SEASON      2017-18      107 POINTS**

Henry went undrafted in the 2016 draft before playing in the G League. He was signed to the Grizzlies where he played the 2018 draft with them.

YEAR	TEAM	G-GS	FG-A	FG%	FT-A	FT%	REB	AVG.	PF	A	TO	BK	S	MIN	TP	AVG.
2017-18	Memphis Grizzlies	20-0	41-109	.376	6-10	.600	38	1.9	28	22	19	6	31	378	107	5.4
<b>TOTALS</b>	<b>1 SEASON</b>	<b>20-0</b>	<b>41-109</b>	<b>.376</b>	<b>6-10</b>	<b>.600</b>	<b>38</b>	<b>1.9</b>	<b>28</b>	<b>22</b>	<b>19</b>	<b>6</b>	<b>31</b>	<b>378</b>	<b>107</b>	<b>5.4</b>

**BATO GOVEDARICA      1 SEASON      1953-54      75 POINTS**

Govedarica was drafted in the third round of the 1951 NBA Draft, as the 24th overall pick.

YEAR	TEAM	G-GS	FG-A	FG%	FT-A	FT%	REB	AVG.	PF	A	TO	BK	S	MIN	TP	AVG.
1953-54	Syracuse Nationals	23	25-79	.316	25-37	.676	18	1.0	44	24	--	--	--	258	75	3.3
<b>TOTALS</b>	<b>1 SEASON</b>	<b>23</b>	<b>25-79</b>	<b>.316</b>	<b>25-37</b>	<b>.676</b>	<b>18</b>	<b>1.0</b>	<b>44</b>	<b>24</b>	<b>--</b>	<b>--</b>	<b>--</b>	<b>258</b>	<b>75</b>	<b>3.3</b>

**RON FEIEREISEL      1 SEASON      1955-56      30 POINTS**

Feiereisel was drafted in the second round of the 1953 draft prior to serving two years in the Army.

YEAR	TEAM	G-GS	FG-A	FG%	FT-A	FT%	REB	AVG.	PF	A	TO	BK	S	MIN	TP	AVG.
1955-56	Minneapolis Lakers	10	8-28	.286	14-16	.875	6	0.6	9	6	--	--	--	--	30	3.0
<b>TOTALS</b>	<b>1 SEASON</b>	<b>10</b>	<b>8-28</b>	<b>.286</b>	<b>14-16</b>	<b>.875</b>	<b>6</b>	<b>0.6</b>	<b>9</b>	<b>6</b>	<b>--</b>	<b>--</b>	<b>--</b>	<b>--</b>	<b>30</b>	<b>3.0</b>

**GENE DYKER      1 SEASON      1953-54      16 POINTS**

Dyker was selected as the 36th overall pick of the 1953 NBA Draft.

YEAR	TEAM	G-GS	FG-A	FG%	FT-A	FT%	REB	AVG.	PF	A	TO	BK	S	MIN	TP	AVG.
1953-54	Milwaukee Hawks	11	6-26	.231	4-8	.500	16	1.5	21	5	--	--	--	91	16	1.5
<b>TOTALS</b>	<b>1 SEASON</b>	<b>11</b>	<b>6-26</b>	<b>.231</b>	<b>4-8</b>	<b>.500</b>	<b>16</b>	<b>1.5</b>	<b>21</b>	<b>5</b>	<b>--</b>	<b>--</b>	<b>--</b>	<b>91</b>	<b>16</b>	<b>1.5</b>

**ELMER GAINER      2 SEASONS      1947-50      29 POINTS**

Gainer was the 80th overall pick of the 1947 BAA draft, in what would become the NBA.

YEAR	TEAM	G-GS	FG-A	FG%	FT-A	FT%	REB	AVG.	PF	A	TO	BK	S	MIN	TP	AVG.
1947-48	Baltimore Bullets	5	1-9	.111	3-6	.500	--	--	8	3	--	--	--	--	5	1.0
1949-50	Waterloo Hawks	15	9-35	.257	6-8	.750	--	--	28	7	--	--	--	--	24	1.6
<b>TOTALS</b>	<b>2 SEASONS</b>	<b>20</b>	<b>10-44</b>	<b>.227</b>	<b>9-14</b>	<b>.643</b>	<b>--</b>	<b>--</b>	<b>36</b>	<b>10</b>	<b>--</b>	<b>--</b>	<b>--</b>	<b>--</b>	<b>29</b>	<b>1.5</b>



# ★ IMPORTANT DATES IN HISTORY

## Prior to 1923

DePaul basketball games are found sporadically as early as 1908-09 against Illinois State. Complete records are not found prior to the 1923-24 season.

## 1923

DePaul fields a basketball team for the first time and wins its opening game over Kent College. The Blue Demons went on to post an 8-6 record.

## 1929-30

DePaul takes the longest road trip in school history for a 16-game journey to end their season. Head coach Jim Kelly and the Demons venture to the states of Iowa, Colorado, Wyoming, Utah, Nevada, California, Arizona, Texas and New Mexico. Over the trip DePaul had an 11-5 record en route to a 15-5 overall record.

## April 17, 1942

Ray Meyer is named the seventh head coach in program history.

## March 1943

DePaul advances to the NCAA Tournament's Final Four for the first time in program history.

## March 21, 1945

DePaul beats Bowling Green, 71-54, behind George Mikan's school-record 53 points to win the NIT Championship. Mikan's record still stands and is the oldest standing record in school history.

## Feb. 21, 1956

DePaul plays its final game at the DePaul Auditorium (also known as "The Barn"). The Blue Demons had a 91-77 win over Lewis, putting the final touch on an 81-game winning streak in the arena.

## Dec. 4, 1956

DePaul opens Alumni Hall with an 82-66 win over Illinois Wesleyan.

## Dec. 23, 1960

Howie Carl scores 43 points to set the Alumni Hall scoring record that would stand until the building was demolished in 2000.

## Jan. 16, 1974

Legendary coach Ray Meyer wins his 500th game as DePaul defeats Marshall, 76-68, inside Alumni Hall.

## March 13, 1976

DePaul returns to the NCAA Tournament for the first time since 1965 and celebrates with a 69-60 opening round win over Virginia in Charlotte, N.C.

## Feb. 12, 1978

DePaul beats Notre Dame, 69-68, in overtime at South Bend in front of a national television

audience in the game that many feel put the Blue Demons back in the national spotlight.

## March 19, 1978

The Blue Demons come within one game of the Final Four as Notre Dame stops DePaul, 84-64.

## Nov. 25, 1978

Mark Aguirre makes his debut in a DePaul uniform, scoring 29 points in a 76-69 loss to UCLA at Pauley Pavillion.

## March 17, 1979

DePaul beats UCLA, 95-91, in Provo, Utah to secure the program's second trip to the NCAA Tournament's Final Four. Gary Garland is named the MVP of the West Regional.

## March 24, 1979

The Blue Demons fall to Larry Bird and Indiana State, 76-74, in the semifinals of the NCAA Tournament in Salt Lake City.

## March 26, 1979

DePaul defeats Penn, 96-93, to earn third place in the NCAA Tournament.

## 1979-80

DePaul compiles a 26-game winning streak from March 26, 1979 to February 23, 1980.

## Dec. 12, 1979

Ray Meyer wins his 600th game as head coach in a 57-55 overtime victory against Northern Illinois in DeKalb.

## March 1980

Mark Aguirre is named National Player of the Year and DePaul finishes the regular season ranked No. 1 in both the Associated Press and United Press International polls.

## Dec. 1, 1980

DePaul makes its debut at the Rosemont Horizon with a 74-56 win over Gonzaga.

## March 1981

For the second-straight year, Mark Aguirre is named National Player of the Year as DePaul finishes the regular-season ranked No. 1.

## Dec. 3, 1983

Ray Meyer wins his 700th game as head coach in a 69-66 win against Illinois State at Rosemont Horizon.

## March 10, 1984

Ray Meyer coaches his final home game, a 64-49 win over Marquette.

## March 23, 1984

Ray Meyer coaches his final game as DePaul's head coach. The Blue Demons were defeated

73-71 in an overtime loss against Wake Forest in the NCAA Tournament. Meyer retires after 42 seasons and 724 wins.

## Nov. 24, 1984

Joey Meyer becomes the eighth coach in school history and wins his first game, a 59-58 victory over Northern Illinois at Rosemont Horizon.

## Jan. 5, 1987

Terence Greene records a 12-point, 12-assist and 10-rebound triple-double for the first recorded triple-double in program history. Greene at the Blue Demons defeated Furman, 81-64.

## March 15, 1987

The Blue Demons defeat St. John's, 83-75, in an overtime win at Rosemont Horizon in the second round of the NCAA Tournament.

## Dec. 23, 1988

Stanley Brundy scores a Rosemont Horizon record 47 points in a 115-111 win over Loyola Marymount in the title game of the Old Style Classic.

## March 16, 1989

The 12th-seeded Blue Demons stun fifth-seed Memphis State, 66-63, in the opening round of the NCAA Tournament in Boise, Idaho.

## March 1990

For the first time since March 1, 1980, DePaul returns to Alumni Hall where they hosted two NIT games with wins over Creighton and Cincinnati.

## Nov. 13, 1990

DePaul announces it will join a conference for the first time, becoming a member of the newly formed Great Midwest Conference with Marquette, Saint Louis, Cincinnati, Memphis State and UAB.

## Nov. 29, 1991

DePaul plays its first ever conference game in a 92-89 overtime win against Memphis State. The nationally-televised game christens the Great Midwest Conference.

## Jan. 5, 1992

DePaul scores a school-record 125 points in a win over Loyola Marymount at the Rosemont Horizon.

## March 8, 1995

Tom Kleinschmidt becomes the first DePaul player to earn Conference Player of the Year honors, doing so from the Great Midwest Conference.

## April 24, 1995

The Great Midwest Conference becomes Conference USA joining DePaul with Cincinnati, Marquette, Memphis, UAB, Saint Louis, Louisville, South Florida, Southern Miss, Tulane, Charlotte and Houston.

**June 12, 1997**

Pat Kennedy is named the ninth head coach in school history and the first non-Meyer to lead the squad in 55 years.

**Feb. 24, 1999**

A then-state of Illinois record crowd of 22,180 files into the United Center to see the Blue Demons battle top-ranked Duke.

**March 2, 1999**

Quentin Richardson is named the Conference USA Player and Freshman of the Year.

**Nov. 20, 1999**

The Blue Demons play the final game at Alumni Hall, a 105-61 win over Howard. Freshman Randy Ramsey Jr. scores the final DePaul points in the building. The Blue Demons would finish with 288 wins inside Alumni Hall.

**1999-2000**

The Rosemont Horizon's name is changed to Allstate Arena.

**March 2, 2000**

An Allstate Arena record crowd of 18,253 turns out in Rosemont to see DePaul face third-ranked Cincinnati.

**March 17, 2000**

DePaul appears in the NCAA Tournament for the first time since 1992 with an 81-77 overtime loss to Kansas in Winston-Salem, N.C.

**April 17, 2002**

Dave Leitao is named the school's 10th head coach, 60 years to the day that Ray Meyer took over the Blue Demon program.

**March 18, 2003**

The Blue Demons return to the postseason for the first time in three years as they participate in the NIT at North Carolina in an 83-72 loss.

**Nov. 14, 2003**

DePaul holds a press conference and announces that it will join the BIG EAST Conference along with Cincinnati, Louisville, Marquette and USF beginning with the 2005-06 academic year.

**Dec. 14, 2003**

The court at Allstate Arena is named Ray and Marge Meyer Court in honor of the legendary Blue Demon coach and his wife during the game between the Blue Demons and Notre Dame - Meyer's alma mater and the school he coached for 42 seasons.

**March 6, 2004**

DePaul beats USF, 78-66, in Tampa to clinch a share of the Conference USA Championship. It marks the second time in program history DePaul wins a conference title and the first in C-USA. DePaul would earn the top seed in the annual league tournament despite a five-way tie for the

championship.

**March 18, 2004**

The Blue Demons return to the NCAA Tournament for the first time in four years and win the program's first tournament game since 1989 with a 76-69 double overtime victory over Dayton in Buffalo, N.Y.

**April 28, 2005**

Jerry Wainwright is named the 11th coach in school history.

**Jan. 4, 2006**

DePaul plays its first BIG EAST Conference game, an 82-60 loss at Cincinnati.

**Jan. 7, 2006**

DePaul plays its first BIG EAST home game and records the program's initial league victory in a 73-67 win against Notre Dame.

**March 17, 2006**

Ray Meyer passes away at the age of 92, 23 years to the day of the program's win over UCLA in Provo, Utah that sent the Blue Demons to the 1979 Final Four.

**Dec. 2, 2006**

On Ray Meyer Day at Allstate Arena, DePaul rallies from 14 points behind to beat fifth-ranked Kansas, 64-57. Sammy Mejia scored 23 points.

**March 7, 2007**

DePaul plays its first BIG EAST Conference Tournament game, a 75-67 loss to Villanova.

**March 14, 2007**

For the first time since Nov. 20, 1999, the Blue Demons return to campus for a non-exhibition game, beating Hofstra, 83-71, in the first round of the NIT in front of a jammed-packed McGrath Arena.

**Jan. 11, 2010**

Jerry Wainwright steps down as head coach and Tracy Webster is named interim head coach. Webster leads the Blue Demons in the final 16 games of the season as the program's only interim head coach and 12th to lead the Blue Demons.

**April 6, 2010**

Oliver Purnell is named the 13th head coach in DePaul history at a press conference at Cortelyou Commons on DePaul's Lincoln Park campus.

**March 8, 2011**

Cleveland Melvin is selected as BIG EAST Rookie of the Year. He is the second Blue Demon to be named conference rookie of the year, following Quentin Richardson in 1999.

**Dec. 15, 2012**

DePaul president Rev. Dennis H. Holtschneider, C.M. and the six other leaders of the BIG EAST's basketball-focused institutions announce plans

to pursue an orderly evolution to a foundation of basketball schools that honors the history and tradition on which the BIG EAST was established.

**March 20, 2013**

The presidents of the seven BIG EAST basketball-focused institutions announce plans for a 10-team conference that includes new members Butler, Creighton and Xavier in addition to a landmark television deal with FOX Sports.

**May 16, 2013**

Chicago mayor Rahm Emanuel announces plans for a new 10,000-seat multipurpose events center near McCormick Place in Chicago's South Loop. The facility will be the home for DePaul basketball starting in Nov. 2017.

**March 12, 2014**

Billy Garrett Jr. is named BIG EAST Rookie of the Year. He is the third player in program history to earn conference freshman player of the year honors joining Quentin Richardson and Cleveland Melvin.

**March 29, 2015**

Dave Leitao returns to DePaul as the program's 14th head coach, 10 years after leaving Lincoln Park.

**Dec. 22, 2015**

DePaul knocks off No. 20 George Washington by a score of 82-61 for the largest margin of victory by an unranked DePaul team over a ranked opponent.

**Feb. 2, 2016**

The Blue Demons defeat No. 11 Providence, 77-70, for their highest-ranked win since a 64-57 victory of No. 5 Kansas in Dec. 2006.

**March 4, 2017**

DePaul plays its final regular-season game in Rosemont at Allstate Arena. The Blue Demons played in the facility for 37 seasons and over 500 games. Eli Cain is credited with making the final DePaul basket in Rosemont.

**Nov. 11, 2017**

The Blue Demons open Wintrust Arena in Chicago's McCormick Square neighborhood, bringing the program back inside city limits. DePaul falls to Notre Dame in the opener. Devin Gage scored the first Blue Demons points in the facility.

**March 11, 2019**

Paul Reed is named BIG EAST's Most Improved Player to become the first Blue Demon to earn that honor.

**April 1, 2019**

DePaul plays in the month of April for the first time in program history. The Blue Demons advanced to the best-of-three finals of the College Basketball Invitational (CBI). The 2018-19 season saw a school-record 36 games and 2,821 points.

### **March 11, 2020**

DePaul defeats Xavier, 71-67, in the BIG EAST Tournament first round for what ends up as the final game of the season. On March 12, the remainder of the college basketball season was canceled due to the COVID-19 pandemic. The Blue Demons were scheduled to play Villanova at Madison Square Garden in the tournament quarterfinals that evening.

### **Dec. 23, 2020**

DePaul opens the season against Western Illinois for the latest season opener since at least the mid-1940s. The first four games of DePaul's season were canceled due to protocols related to the COVID-19 pandemic.

### **April 6, 2021**

Tony Stubblefield becomes the 15th head coach in program history.

### **Nov. 10, 2021**

DePaul opens the season with a 97-72 win over Coppin State at Wintrust Arena for Stubblefield's first win on the sidelines with the Blue Demons. DePaul's 9-1 start to the 2021-22 season saw Stubblefield join Ray Meyer as the only coaches in program history to win nine of their first 10 games.

### **Feb. 9, 2022**

David Jones records the second triple-double in program history with 22 points, 14 rebounds and 10 assists against Georgetown in an 82-74 win at Wintrust Arena.

### **Dec. 1, 2022**

DePaul makes 18 three-pointers as a team, for a new school record, in an 103-98 overtime win against Samford. Javan Johnson led the Blue Demons with 28 points including six three-pointers.

### **Dec. 3, 2022**

DePaul wins its first back-to-back games in overtime in program history with a 17-point comeback against Loyola Chicago, 78-72.

### **March 8, 2023**

DePaul records five school BIG EAST Tournament records including a 50.0 3-point shooting effort on way to a 66-65 win in the first round of the BIG EAST Tournament against Seton Hall.

# ★ DEPAUL A-Z

## Academic All-American

Stephen Howard (1988-92) was DePaul's first Academic All-American as selected by CoSIDA, earning first team honors in 1990-91 and 1991-92. He was also a first team All-District selection as a sophomore.

## Aguirre, Mark

One of the greatest players in DePaul history, Aguirre, a two-time first team All-American, is the school's all-time leading scorer and holds three single-season records as well. A member of the 1980 Olympic team, Mark helped DePaul to a Final Four appearance as a freshman in 1979. He was named to the All-Final Four team that year. The first pick of the 1981 NBA Draft by the Dallas Mavericks, he won two NBA titles with the Detroit Pistons during his 14-year NBA career. Mark was enshrined into the DePaul Athletic Hall of fame in 1996 as a player and again in 1999 as a member of DePaul's 1979 Final Four team. In 2016, he was honored as an inductee into the College Basketball Hall of Fame. His jersey number (24) is one of two retired at DePaul.

## Alaska

The Blue Demons made their initial voyage to Alaska in Nov. 2000 and participated in the annual Great Alaska Shootout. DePaul finished fourth, losing to Syracuse and then beating Florida State and Alaska Anchorage.

## All-Americans

Since 1937, DePaul has had 19 players earn first, second or third team All-American honors on 80 occasions. In addition to the 19 first, second or third team honorees, nine others picked up honorable mention recognition for All-American teams. George Mikan, Mark Aguirre and Terry Cummings each earned consensus first team All-American honors.

## Allstate Arena

The name of DePaul's basketball home from 1980-2017. Formerly known as Rosemont Horizon, the Blue Demons played 37 seasons at the facility in suburban Rosemont. The 18,500 seat arena has hosted the NCAA Men's First and Second Rounds in 1987 and 1993 and the 2005 Chicago Regional. It has also hosted the 1996 NCAA Women's Midwest Regional and the NCAA Women's First and Second Rounds in 2006 and 2012.

## Alumni Hall

Set at the center of DePaul's Lincoln Park campus, Alumni Hall was home to Blue Demon Athletics from 1956-2000. The 5,300 seat arena was the regular home of the men's team from 1956-1980. DePaul then played 22 games at the venue from 1980-2000. DePaul had an impressive winning streak of 54 games from 1977-98. The Blue Demons finished 288-71 all-time in Alumni Hall. The building was torn down in July 2000 to make room for the now DePaul Student Center.

## AP Top 10

The Blue Demons have finished in the top 10 in the final Associated Press poll on eight occasions, including a string of five-straight years from 1978-82. The last time DePaul finished in the AP Top 10 was in 1987.

## BIG EAST Conference

DePaul is a member of the BIG EAST Conference in addition to league members Butler, UConn, Creighton, Georgetown, Marquette, Providence, Seton Hall, St. John's, Villanova and Xavier. The Blue Demons joined the conference prior to the start of the 2005-06 academic year.

## Booth, David

The second leading scorer in school history, Booth played at DePaul from 1988-92 and finished his collegiate career in the school's top 10 in seven statistical categories. An honorable mention All-American in 1991, Booth was the school's first first team all-conference performer after earning All-Great Midwest accolades in 1992. He joined his alma mater during the 2009-10 season as an assistant men's basketball coach. Most recently, Booth was the director of player personnel for the NBA's New Orleans Pelicans.

## Blue Demons

In 1900 when the first athletic team to ever represent DePaul University was organized, the monogram "D" was selected for the uniforms. From this originated the nickname "D-men" which evolved into "Demons". The blue, which combines with Demons, signifies loyalty and was chosen in 1901 by a vote of the student body.

## Chicago Stadium

Opened in 1929, Chicago Stadium was home to the Chicago Blackhawks and Chicago Bulls until it was demolished in 1994. In the 1940's and 50's, the Stadium was also home to college basketball doubleheaders. The first Great Midwest Conference Tournament in 1992 was the final college basketball games to be played at the Stadium, which was torn down in 1994.

## Colors

DePaul's official school colors are royal blue and scarlet. The PMS colors are 285 (blue) and 186 (red).

## Conference USA

The 2004-05 season was DePaul's last in Conference USA. Original members were DePaul, UAB, Charlotte, Cincinnati, Marquette, Memphis, Southern Miss, Houston, Tulane, Saint Louis, USF and Louisville. East Carolina and TCU joined the league in 2001-02.

## Corbin, Tyrone

One of the most beloved players in Blue Demon history, Corbin is currently DePaul's third all-time leading rebounder and 19th all-time leading scorer. He is the only player in DePaul history to

lead a Blue Demon team in scoring, rebounding, field goal percentage and free throw percentage for two consecutive seasons in 1983-84 and 1984-85. Corbin spent 15 seasons in the NBA as a player and was head coach of the Utah Jazz from 2011-14. Currently, he is an assistant coach for the Orlando Magic.

## Corzine, Dave

DePaul's all-time leading rebounder and third all-time leading scorer, Dave helped the Blue Demons to two NCAA Tournaments, including an Elite Eight appearance in 1978. Corzine went on to play in the NBA from 1978-91. He worked at DePaul until June 2018 as assistant to the athletics director for community outreach and is currently the primary radio analyst for DePaul men's basketball.

## DePaul Auditorium

Affectionately known as "The Barn", it was the home to the Blue Demons until 1956. The site is now the home of the Ray Meyer Fitness and Recreation Center. DePaul won 81-straight games at "The Barn", the most successful home-court winning streak in school history.

## Diener, Drake

One of three players in school history to own multiple career school records, Diener graduated in 2005 with the school records for career three-point field goals, career three-point field goal attempts and free throw percentage. Diener also owned single-season school records for three-point field goals, three-point field goal attempts and free throw percentage at the conclusion of his career.

## Final Four Announcer

If you're watching the NCAA Final Four and the voice of the public address announcer sounds familiar, it should. Gene Honda, one of DePaul's PA announcers, has been the voice of the Final Four since the 2002-03 season. Honda is in his 20th season doing Blue Demon games in 2020-21. In addition to calling DePaul games, he is also the voice for the Chicago Blackhawks, Chicago White Sox and the Maui Invitational.

## Garland, Gary

A Blue Demon great from 1975-79, Garland helped DePaul to three NCAA Tournament appearances including the 1979 Final Four, earned NCAA Tournament All-Region honors in 1978 and 1979 and was the Most Valuable Player of the West Regional in 1979. An honorable mention All-American in 1979, Garland was nicknamed the Music Man by his teammates and often sang the National Anthem before Blue Demon games. Garland continued with a music career, serving as a backup singer to his half-sister, Whitney Houston.

## Garrett Jr., Billy

Named the 2014 BIG EAST Rookie of the Year, Garrett Jr. joined Quentin Richardson and

Cleveland Melvin as the only players in program history to win a conference freshman of the year award. Following his senior year, he was honored by the BIG EAST as the Scholar-Athlete of the Year and finished his DePaul career as the programs all-time leading free throw shooter.

### Great Midwest Conference

In 1991-92, DePaul was a charter member of the Great Midwest Conference. It was the first conference affiliation for the Blue Demons. Along with DePaul, the Great Midwest included UAB, Cincinnati, Dayton, Marquette, Memphis and Saint Louis. DePaul was the 1992 regular season champions.

### Hall of Fame

One former DePaul player and one former coach are members of the Naismith Memorial Basketball Hall of Fame. George Mikan (1942-46) was enshrined as a charter member in 1959, while former coach Ray Meyer was enshrined in 1979.

### Jay Goedert Memorial Award

Awarded to the MVP of the DePaul-Northern Illinois game. It was established after the former assistant coach at both schools and was established in 2004. Goedert was an assistant at Northern Illinois from 1985-87 before working at DePaul from 1987-97.

### Kleinschmidt, Tom

One of only two players in school history to earn conference Player of the Year honors, Kleinschmidt was the 1994-95 Great Midwest Conference Player of the Year as a senior. Kleinschmidt still ranks in DePaul's all-time top 10 in six career statistical categories.

### Leitao, Dave

DePaul's coach from 2002-05, Leitao took the Blue Demons to the second round of the 2004 NCAA Tournament and guided the program to the Conference USA regular season championship that year. DePaul also made two NIT appearances in his three years. Leitao later returned to DePaul in March 2015 for a second stint as head coach for six seasons.

### Lenti Ponsetto, Jean

DePaul's athletics director from July 2002 until June 2021. Ponsetto was a four-sport standout for the Blue Demons who was involved with DePaul athletics as a player, coach and administrator for 45 years.

### Maui

DePaul has played in Maui Invitational four times (1988, 1992, 1997 and 2006). In their last appearance the Blue Demons lost to Kentucky and Purdue while defeating Chaminade. The Chaminade victory was head coach Jerry Wainwright's 200th at the Division 1 level.

### McGrath-Phillips Arena

The practice home for the Blue Demons, it was renamed in honor of Frank McGrath, the

former director of athletics facilities at DePaul, and DePaul benefactor Joni Phillips. The Blue Demons beat Hofstra, 83-71, in the opening round of the 2007 NIT at the McGrath-Phillips Arena, the first non-exhibition game on campus since 1999. DePaul opened the 2008-09 season at McGrath-Phillips with a win against Albany in the first regular season game in Lincoln Park since 1999. The Blue Demons are 16-4 all-time in games at McGrath-Phillips Arena. The facility is also the home of DePaul's volleyball program.

### Melvin, Cleveland

Melvin was the BIG EAST Rookie of the Year in 2011, becoming the second player in program history to earn conference freshman of the year awards.

### Meyer, Joey

DePaul's coach from 1984-97, he was the 1987 National Coach of the Year by CBS TV. He won 231 games in his 13-year career as the Blue Demons head coach and is the son of legendary coach Ray Meyer and served as an assistant coach with him for eleven seasons.

### Meyer, Ray

One of the 30 all-time winningest coaches in NCAA Division I history, Ray Meyer led the Blue Demons for 42 seasons and won 724 games. A member of the Basketball Hall of Fame, Meyer concluded his tenure with DePaul in Sept. 1997, following 55 years of service to the University. In the fall of 1999, DePaul opened the Ray Meyer Fitness & Recreation center for students, faculty, staff and neighborhood residents of its Lincoln Park campus. In Dec. 2003, the home court for DePaul men's basketball was named Ray & Marge Meyer Court in honor of the legendary mentor and his wife. Meyer passed away on March 17, 2006 at the age of 92.

### Mikan, George

The only player in DePaul history to be named first team All-American in three seasons, Mikan led the Blue Demons to their only national championship when they won the NIT in 1945. Mikan was named the National Player of the Year in 1945 and 1946 and to the NIT All-Star team in 1944 and 1945. He still currently holds two DePaul single-game records and is in the top five of three all-time lists. After his career at DePaul, Mikan played in the NBA for nine seasons and was elected into the Naismith Memorial Hall of Fame in 1959 and the NIT Hall of Fame in 1981. His jersey number (99) is one of two retired by DePaul. Mikan's 99 jersey was retired by the Lakers organization in Oct. 2022. He died in 2005.

### NBA Draft

DePaul has had 54 players drafted by National Basketball Association teams, including 10 in the first round. In 1981, Mark Aguirre was the first overall pick while the following year, Terry Cummings was the second overall pick. Paul Reed is the latest DePaul player drafted, going 58th overall in the second round to the Philadelphia 76ers in the 2020 NBA Draft.

### NCAA Tournament

DePaul has appeared in 22 NCAA Tournaments. The Blue Demons' first appearance was in 1943 when they finished third. DePaul also finished third in 1979. DePaul reached the second round of the tournament in its last appearance (2004).

### NIT

DePaul was the 1945 NIT Champion. The Blue Demons have participated in 16 NIT's, including the 2007 season where they reached the quarterfinals for the first time since 1990. DePaul has reached the Final Four of the NIT five times.

The 1945 Blue Demons featured George Mikan and is DePaul's only national champion in men's basketball. The Blue Demons beat Bowling Green, 71-54, to capture the title and finish the season with a 21-3 record.

### Olympics

Mark Aguirre was a member of the 1980 Olympic team and several other Blue Demons participated in the Olympic Trials, including Ron Norwood and Dave Corzine in 1976, Tyrone Corbin in 1984 and Kevin Edwards and Rod Strickland in 1988.

### Player of the Half Century

In 1996, Chicago Bulls superstar Michael Jordan was named Player of the Half Century (1951-2000) by Sport Magazine. The Player of the Half Century from 1900-1950 was former DePaul star George Mikan.

### Postseason

DePaul has made 38 postseason (NCAA, NIT, CBI) tournament appearances, including the 2007 run to the NIT quarterfinals. DePaul's last NCAA Championship appearance came in 2004 when the Blue Demons advanced to the second round. The Blue Demons played in the College Basketball Invitational (CBI) for the first time in 2019 and advanced to the best-of-three finals against South Florida.

### Puerto Rico

During the 1999-2000 campaign, the Blue Demons ventured to Puerto Rico for the first time ever and finished third in the annual Puerto Rico Shootout, beating American-Puerto Rico in the first round, falling to Texas in the semifinals and beating South Carolina in the consolation championship. The Blue Demons returned to San Juan in Dec. 2007 and beat La Salle while falling to Ole Miss and Clemson.

### Purnell, Oliver

Oliver Purnell was named the 13th head coach in DePaul history on April 6, 2010. He led the Blue Demons for five seasons from 2010-15.

### Ray & Marge Meyer Court

On Dec. 14, 2003, the playing floor at the Allstate Arena was officially dedicated as Ray & Marge Meyer Court. The court at Wintrust Arena also honors the Meyers as Ray & Marge Meyer Court moved to the South Loop in 2017.

## Richardson, Quentin

One of two DePaul players to ever earn Conference Player of the Year honors, Richardson was taken with the 18th pick in the 2000 NBA Draft. He was the first Blue Demon to be drafted since 1989 and the highest pick since Terry Cummings went second in 1982. Quentin was named Conference USA Player of the Year and Freshman of the Year in 1998-99.

## Regionals

DePaul has twice hosted the first and second rounds of the NCAA Midwest Regional in 1987 and 1993 at the Rosemont Horizon. In addition, in 1960, DePaul defeated Air Force in a first round NCAA game at Alumni Hall. DePaul hosted the 2005 Chicago Regional at Allstate Arena.

## Retired Numbers

Only two numbers in DePaul history have been retired, No. 99 worn by George Mikan and No. 24 worn by Mark Aguirre.

## Road Trip

DePaul's longest road trip occurred during the 1929-30 season when the Blue Demons went on a 16-game swing to end the season. DePaul went 11-5 on the trip that spanned the states of Iowa, Colorado, Wyoming, Utah, Nevada, California, Arizona, Texas and New Mexico.

## Rosemont Horizon

Now known as Allstate Arena, it was the home of the Blue Demons from 1980-2017.

## Stubblefield, Tony

Stubblefield was named the 15th coach in program history on April 6, 2021 after spending the previous 11 seasons on the staff at Oregon that saw the Ducks make 10 postseason appearances.

## Sullivan Athletics Center

DePaul moved into its current Athletics Center in May 2000. The facility boasts locker rooms, weight training and sports medicine areas along with office spaces for coaches and administrators. It serves as the primary practice space for the men's basketball program. It was renamed in honor of former athletics director Gene Sullivan in the summer of 2006.

## Tokyo

The Blue Demons played two games in Tokyo during the 1983-84 season. This was the first time DePaul played a game outside of the United States.

## Triple-Doubles

There have been two recorded triple-doubles in program history. Terence Greene registered the first triple-double with 12 points, 12 assists and 10 rebounds on Jan. 5, 1987 against Furman at Rosemont Horizon. David Jones recorded a triple-double 35 years later with 22 points, 14 rebounds and 10 assists against Georgetown on Feb. 9, 2022 inside Wintrust Arena.

## United Center

The home of the Chicago Bulls and Chicago Blackhawks has hosted 15 games since it opened in 1994-95. The last time the Blue Demons played at the United Center was in 2002.

## Vitale, Dick

Now known world-wide as a television commentator, ESPN's Dick Vitale got his broadcasting start at DePaul's Alumni Hall when he provided the color commentary for the Blue Demons' contest against Wisconsin on Dec. 5, 1979. DePaul won that game, 90-77.

## Wainwright, Jerry

DePaul's 11th head coach was named to his position on April 28, 2005 after spending three seasons at Richmond. In 2007, Wainwright took the Blue Demons to the quarterfinals of the NIT.

## Waldo Fisher-Frank McGrath Award

Given to the Most Valuable Player of the DePaul-Northwestern game. The 2019-20 season saw DePaul's Jaylen Butz win the award after scoring 24 points and grabbing eight rebounds against the Wildcats at Wintrust Arena.

## Walk-On History

The walk-on at DePaul has become a crowd and media favorite over the past 30-plus seasons. In the 1992-93 season opener against Chicago State at Alumni Hall, DePaul walk-on history was made when an entire line-up of walk-ons (Sean Brusek, Jon Harris, Tom Madden, Emanuel Smith and Ryan Sullivan) played the final six seconds of the 103-68 Blue Demon victory.

## Webster, Tracy

Served as interim head coach for the final 16 games of the 2009-10 season following a change in the leadership of the program. He joined the men's basketball programs as an assistant coach in May 2009. Webster is the only interim head coach in DePaul basketball history.

## Wendell Smith Award

This award was established in the 1972-73 season to honor the outstanding player in the DePaul-Notre Dame game. It is named after the late Chicago journalist, who at the time of his death was one of the most respected writers and broadcasters in the country and one of the most prominent black sports journalists in the nation.

# ★ COACHING HISTORY

## CHRONOLOGICAL ORDER

Years	Coach	Seasons	Games	W-L	Pct.
1923-24	Robert L. Stevenson	1	14	8-6	.571
1924-25	Harry Adams	1	19	6-13	.316
1925-29	Eddie Anderson	4	45	22-23	.489
1929-36	Jim Kelly	7	121	99-22	.818
1936-40	Tom Haggarty	4	93	64-29	.688
1940-42	Bill Wendt	2	53	23-20	.535
1942-84	Ray Meyer	42	1078	724-354	.671
1984-97	Joey Meyer	13	389	231-158	.594
1997-02	Pat Kennedy	5	152	67-85	.441
2002-05	Dave Leitao	3	92	58-34	.630
2005-10	Jerry Wainwright	5	139	59-80	.425
2010	Tracy Webster*	1	16	1-15	.063
2010-15	Oliver Purnell	5	159	54-105	.340
2015-21	Dave Leitao**	6	178	66-112	.371
2021-Current	Tony Stubblefield	2	64	25-39	.346
1923-Current	14 coaches	101	2612	1507-1095	.577

\* Webster served as the interim coach for the final 16 games of the 2009-10 season after Wainwright stepped down from his position on Jan. 10, 2010

\*\* Leitao did not coach the first three games of the 2019 season.

## BY WINS

Years	Coach	Seasons	W-L	Pct.
1942-84	Ray Meyer	42	724-354	.671
1984-97	Joey Meyer	13	231-158	.594
2002-05, 15-21	Dave Leitao	9	124-146	.459
1929-36	Jim Kelly	7	99-22	.818
1997-02	Pat Kennedy	5	67-85	.441
1936-40	Tom Haggarty	4	64-29	.688
2005-10	Jerry Wainwright	5	59-80	.425
2010-15	Oliver Purnell	5	54-105	.340
2021-Pres.	Tony Stubblefield	2	25-39	.346
1940-42	Bill Wendt	2	23-20	.535
1925-29	Eddie Anderson	4	22-23	.489
1923-24	Robert L. Stevenson	1	8-6	.571
1924-25	Harry Adams	1	6-13	.316
2010	Tracy Webster*	1	1-15	.063

## BY WIN PERCENTAGE

Years	Coach	Seasons	Games	Pct.
1929-36	Jim Kelly	7	99-22	.818
1936-40	Tom Haggarty	4	64-29	.688
1942-84	Ray Meyer	42	724-354	.671
1984-97	Joey Meyer	13	231-158	.594
1923-24	Robert L. Stevenson	1	8-6	.571
1940-42	Bill Wendt	2	23-20	.535
1925-29	Eddie Anderson	4	22-23	.489
2002-05, 15-21	Dave Leitao	9	124-146	.459
1997-02	Pat Kennedy	5	67-85	.441
2005-10	Jerry Wainwright	5	59-80	.425
2021-Pres.	Tony Stubblefield	2	25-39	.346
2010-15	Oliver Purnell	5	54-105	.340
1924-25	Harry Adams	1	6-13	.316
2010	Tracy Webster*	1	1-15	.063

## ALL-TIME ASSISTANT COACHES (from 1949-Present, list may be incomplete)

Charles Allen	1949-50	Brian Ellerbe	2010-13	Bob Luksta	1962-68	Dr. Ken Sarubbi	1971-82
Jeff Allen	1985-86	Ron Feiereisel	1959-61	Paul Mall	1950-53	Patrick Sellers	2015-17
Tim Anderson	2017-21	Tony Fryer	1993-95	Frank McGrath	1956-72	Robert Sommers	2002-03
David Booth	2009-10	Billy Garrrett	2009-17	Kenny McReynolds	1982-85	Steve Thomas	2021-Pres.
Ron Bradley	2010-15	Jay Goedert	1987-97	Joey Meyer	1971-84	Jim Todd	2001-02
Ken Burmeister	1990-94	Larry Harrison	1997-00	Jim Molinari	1978-79	Joe Tulley	2003-05
Rick Carter	2015-17	Shane Heirman	2017-21	Bob Neu	1946-51	Dwayne Tyus	1986-89
Sean Codey	1999-02	Marc Hsu	2019-21	Josh Oppenheimer	2002-05	Ivan Vijic	2006-08
Robert Collins	1989-92	Lance Irvin	1992-97	Paris Parham	2021-Pres.	Scott Wainwright	2005-09
Bill Courtney	2017-19	Tyler Jones	2002-05	Dan Picha	1986-87	Tracy Webster	2009-10
Gene Cross	2002-05	Brian Kennedy	1997-02	Dan Pierce	1968-71	Ramon Williams	2005-09
Terry Davis	1995-97	Donnie Kirksey	2000-01	Renard Phillips	2013-15	Mitch Young	1997-99
Gary DeCesare	2005-09	Rich Kolimas	1989-92	Jim Platt	1984-90		
Tracy Dildy	1997-02	Jim Lamkin	1961-62	Bino Ranson	2021-23		

