

F L O R I D A A & M

2022 MEDIA GUIDE



THE 2021 HBCU

NATIONAL CHAMPIONS

BASED ON FINAL NCAA HBCU POWER RANKINGS



ISAIAH LAND

2021 BUCK BUCHANAN AWARD WINNER



NATION'S LEADER
19 SACKS | 25.5 TFL





Game day is full of IFs. But if you want the most convenient way to pay while showing your team spirit, get the Florida A&M University Regions Visa® Debit Card. Tap-to-pay contactless card technology and LockIt® card controls give you the convenience and security you need to Embrace the IF in LIFE.

regions.com/gofamu



**If you love the Rattlers,
carry the card that
proves it.**



TABLE OF CONTENTS

MEDIA INFORMATION

5	Contents/Season Schedule
6-7	University Information
8	President Dr. Larry Robinson
8	Faculty Rep. Dr. Ebenezer Oriaku
9	Interim Director of Athletics Michael Smith
9-11	Athletics Administration

2022 FLORIDA A&M RATTLERS

14-15	Alphabetical Roster
16-17	Numerical Roster
18-34	Player Profiles

COACHING STAFF

36-38	Head Coach Willie Simmons
39-48	Assistant Coaches
49-50	Football Support Staff

2021 SEASON IN REVIEW

52-57	Game Recaps
58-64	Final Season Statistics

HISTORY & RECORDS

67-68	Individual Records
69	Team Records
70	Postseason Records
71-76	Annual Leaders
77	Miscellaneous
78-79	Last Time It Happened
80	All-Time Series
81-85	Year-by-Year Results

86	Head Coaches
88-89	Top Games
90	Orange Blossom Classic
92-93	All-Americans
94-95	All-MEAC
95	All-SWAC
97	NFL Draft History
98-99	NFL History
99	Other Leagues

2022 SCHEDULE

DATE	OPPONENT	LOCATION
Aug. 27	North Carolina	Chapel Hill, NC
Sept. 4	Jackson State*	Miami Gardens, FL
Sept. 10	Albany State	Bragg Memorial
Sept. 24	Alabama A&M	Bragg Memorial
Oct. 1	Mississippi Valley State	Bragg Memorial
Oct. 8	South Carolina State	Orangeburg, SC
Oct. 15	Grambling State	Grambling, LA
Oct. 23	Mississippi Valley State	Itta Bena, MS
Oct. 29	Arkansas-Pine Bluff	Bragg Memorial
Nov. 5	Southern	Bragg Memorial
Nov. 12	Alabama State	Montgomery, AL
Nov. 19	Bethune-Cookman**	Orlando, FL

*Denny's Orange Blossom Classic at Hard Rock Stadium

** Florida Blue Florida Classic at Camping World Stadium

All game times and broadcast information TBD



SOCIAL MEDIA ACCOUNTS

Official Athletics

Twitter: @FAMUAthletics

Facebook: /FAMUAth

Instagram: @FAMUAthletics

Twitter: @FAMU_FB

Instagram: @FAMUFB

Official Football

Twitter: @HCWillieSimmons

Instagram: @HCWillieSimmons

Willie Simmons, Head Coach

UNIVERSITY INFORMATION

Location

Tallahassee, Fla.

Enrollment

9,614

Founded

1887

Nickname

Rattlers

Colors

Orange, Green, and White

President

Dr. Larry Robinson

Interim Director of Athletics

Michael Smith

Faculty Athletics Representative

Dr. Ebenezer Oriaku

Conference / Division

Southwestern Athletic Conference / East

Stadium / Capacity

Bragg Memorial Stadium / 25,500

Ticket Office Phone

1-850-412-5036

COACHING STAFF

Head Coach / Quarterbacks

Willie Simmons

Record at FAMU

24-10 (fifth season (2020 canceled))

Career Record

45-21 (eighth season (2020 canceled))

Associate Head Coach / Tight Ends

James Spady

Assistant Head Coach / Defensive Coordinator / Linebackers

Ryan Smith

Special Assistant to the Head Coach / Nickelbacks

Billy Rolle

Offensive Coordinator / Offensive Line

Joseph Henry

Special Teams Coordinator

Chili Davis

Assistant Coach / Wide Receivers / Passing Game Coordinator

Jelani Berassa

Assistant Coach / Running Backs

Marcus Windham

Assistant Coach / Defensive Line / Defensive Run Game Coordinator

Milton Patterson

Assistant Coach / Cornerbacks / Defensive Passing Game Coordinator

James Colzie

Assistant Coach / Safeties

Davon Morgan

Defensive Graduate Assistant

Orlando McKinley

Offensive / Video Graduate Assistant

Ayeobebe Randolph

Defensive / Video Graduate Assistant

Chris Jaksch

Volunteer Offensive Quality Control

Larry Kirkland

SUPPORT STAFF

Assistant AD / Director of Football Operations / Chief of Staff

LaTroy Johnson

Director of Sports Medicine / Head Athletic Trainer

Vincent Williams

Director of Sports Performance

Cole Forney

Director of Equipment Operations

TBA

Assistant Director of Equipment Operations

Donald Reed

QUICK FACTS



Director of Video Operations
Director of Recruiting
Director of On-Campus Recruiting Graduate Assistant
Assistant Athletic Trainer
Assistant Athletic Trainer
Associate AD / Academic Services
Team Doctor
Team Doctor
Team Doctor
Team Doctor

Alexia Randolph
Devin Rispress
Kyndal Perry
Elizabeth Bailum
Eusebius "Ceebo" Jinks
Carrie Hickey Tollison
Dr. Garrison Rolle
Dr. Tony Bryant
Dr. Susanna Zorn
Dr. John Streacker

ATHLETIC ADMINISTRATION

Interim Director of Athletics
Deputy Director of Athletics / Chief of Staff
Sr. Associate AD / Business & Finance / SWA
Associate AD / Academic Services
Director of Special Projects and Marketing
Interim Director for Compliance & Diversity / Financial Coordinator
Director of Communications & Digital Strategy
Assistant AD / Director of Football Operations
Director of Sports Medicine / Head Athletic Trainer

Michael Smith
Keith McCluney
Karai Lockley
Carrie Hickey Tollison
Ria Floyd
Lori Goodart
Josh Padilla
LaTroy Johnson
Vincent Williams

COMMUNICATIONS

Director of Communications & Digital Strategy
Cell
Email


Josh Padilla
850-756-8622
Joshua.Padilla@famuc.edu

Assistant Director of Communications
Email

Ty'Rique Sims
Tyrique.Sims@famuc.edu

Athletic Communications Coordinator

Monyae Williamson-Gourley



DR. LARRY ROBINSON

UNIVERSITY PRESIDENT

University of Memphis, 1979
Washington University in St. Louis, 1984 (Ph.D)

Larry Robinson, Ph.D., is Florida A&M University's (FAMU's) 12th president and a distinguished professor and researcher in the School of the Environment at FAMU. Previously, he served as the interim president of FAMU from September 2016 to November 2017, from July 2012 to March 2014 and in 2007.

He also served as director of FAMU's Environmental Sciences Institute from 1997 to 2003, provost and vice president for Academic Affairs from 2003 to 2005 and vice president for Research in 2009.

Dr. Robinson's recent honors include an appointment in July 2018 to serve on the national STEM Education Advisory Panel. Congress authorized the creation of the panel to encourage U.S. scientific and technological innovations in education.

Dr. Robinson is actively engaged in research with students and faculty as the director and principal investigator of the Center for Coastal and Marine Ecosystems. The Center was established in September 2016 with a \$15.4 million award from the National Oceanic and Atmospheric Administration (NOAA) Educational Partnership Program. FAMU is leading the partnership and collaborating with five universities to make a major impact on coastal and marine ecosystems education, science and policy.

From 2001 to 2010, Dr. Robinson served as director of the NOAA Environmental Cooperative Science Center housed at FAMU. His research interests include environmental chemistry, environmental radiochemistry, and environmental policy and management.

In 2007-2009, Dr. Robinson served as senior scientific advisor at the U.S. Department of Agriculture's Cooperative State Research, Education, and Extension Service. In May 2010, he took a leave of absence from FAMU to serve in a U.S. Senate-confirmed position as assistant secretary of Commerce for Conservation and Management at NOAA. While there, he supported and managed NOAA's coastal and marine programs, including marine sanctuaries for preserving areas of special national significance, fisheries management, and preparation of nautical charts. He also supported NOAA's participation in addressing the BP oil spill crisis, and served on the Ocean Policy Task Force and Gulf Coast Restoration Task Force.

In November 2011, Dr. Robinson was asked to return to the University as a special assistant to the president and professor to coordinate administrative and eminent scholar searches and integrate Graduate Studies and Title III Programs within the Division of Sponsored Research. He was later asked to chair the University's Crisis Management Team, which addressed a number of issues, including anti-hazing efforts. He was selected again as provost and vice

president for Academic Affairs in March 2012.

Dr. Robinson began his career at FAMU in January 1995 as a visiting professor in the Environmental Sciences Institute and later became director of the Institute in January 1997.

From 1984 – 1997, he served as a research scientist and group leader of a neutron activation analysis facility at Oak Ridge National Laboratory (ORNL). His research responsibilities at ORNL included trace element analysis in environmental science, epidemiology, forensics, material science and paleontology. His expertise also includes environmental radiochemistry, nuclear safeguards, and non-proliferation.

Dr. Robinson attended Lemoyne-Owen College, earned a bachelor's degree in chemistry (summa cum laude) from Memphis State University and a doctorate in nuclear chemistry from Washington University in St. Louis, Missouri.



DR. EBENEZER ORIAKU

FACULTY REPRESENTATIVE

Florida Agricultural & Mechanical University, 1981, 1989, 1991 (Ph.D)

Dr. Ebenezer Oriaku started as an Assistant Professor of Pharmaceutical Sciences at Florida A&M University in 1993.

Dr. Oriaku was honored at the Florida A&M Relays for his service to the track and field program as a recipient of the Jenkins Service Award in 2009. In 2017, Dr. Oriaku was inducted into the FAMU Sports Hall of Fame Class for his time as a track and field student-athlete (1975-1978). In 2018, the University Faculty Senate awarded him a plaque for "Outstanding Contributions to the Sports Enterprise".

Dr. Oriaku has served on various committees both for FAMU and the National Collegiate Athletic Association (NCAA). He currently serves as the Faculty Athletic Representative and Chair of the University Athletic Committee. In the past he has co-chaired the search committee for the hiring of the baseball, chaired the search committees for the hiring of the head Football coach and Athletic Director. He is also assigned as a member of NCAA Division 1 Progress Toward Degree Waivers Committee in 2018.

Throughout his career he has over 20 research publications. He has been named the College Of Pharmacy and Pharmaceutical Sciences Teacher of the year on four separate occasions. He was also honored as the University Teacher of the Year twice and the University Advanced Teacher of the Year twice.

Dr. Oriaku is a three-time alumnus of FAMU earning his bachelor's degree in biology in 1981, master's degree in pharmacology in 1989, and doctorate in pharmacology in 1991.



MICHAEL SMITH
INTERIM DIRECTOR OF ATHLETICS
Florida A&M University, 1985

Michael Smith was named the Interim Director of Athletics on April 21, 2022. Smith is in the Interim Director of Athletics role for his third time at Florida A&M.

In more than 25 years with the University, Smith has also served as the Associate Director of Athletics for Internal Operations, Director of Business and Auxiliary Services, Title IX chairperson, an auditor with FAMU's Inspector General's Office, and the Business Manager for the Division of Student Affairs.

Smith graduated with a bachelor's degree in accounting from FAMU in 1985. Smith also played for the FAMU football team for Coach Rudy Hubbard. He is married to the former Loretta Footman, also a FAMU graduate. The Smiths have four adult children and several grandchildren.



KEITH McCLUNEY
DEPUTY DIRECTOR OF ATHLETICS
/ CHIEF OF STAFF
Fayetteville State University, 1993

Keith McCluney became the Deputy Director of Athletics/Chief of Staff at Florida A&M University in January 2020.

A native of Shelby, N.C., McCluney comes to Florida A&M after serving as the Executive Senior Associate AD/External and Interim Director of Athletics at the University of Arkansas at Pine-Bluff.

During his time at UAPB, McCluney launched the "Golden Lion Fund" which was the official fundraising arm for the Department of Intercollegiate Athletics. The fund officially launched in July 2019 and quickly grew to over \$150,000 for unrestricted use by the Department of Athletics. During his time as Interim AD, McCluney led the department through the initial stages of a compliance audit and review with the NCAA Committee on Infractions, and oversaw the implementation of several academic improvement plans.

Additionally, McCluney launched the Golden Lion Scholar Athlete program (Fall 2019), which recognizes all student-athletes with a 3.0 GPA or higher; placing a patch on their jersey to be worn during competition in recognition of their high scholastic achievement.

Prior to his time with the Golden Lions, McCluney served as the Associate Athletic Director for Development at Florida Atlantic University; however, his most significant contributions and impact came during his three years of leading the Blue Raider Athletic Association at Middle Tennessee State University. Under his leadership at MTSU, the Blue Raider Athletic Association experienced unprecedented growth and completely overhauled their development process while positioning the organization for sustained long-term annual fund growth and preparing the donor pool for future major capital projects.

Additionally, McCluney led two major capital projects; the renovation of the Athletics Sports Performance Center (which had an immediate and direct impact on student-athlete performance and success; producing bowl appearances, conference championships, and multiple NCAA Tournament berths for MT student-athletes) and the premium space renovation project at Floyd Stadium.

The premium space renovations for Floyd Stadium's open-air box seating area was as a major upgrade to the most sought after area of all athletic inventory and provided a substantial increase in revenue; while greatly improving the game day experience. MTSU Athletics opened a \$6 million indoor tennis center (Adams Tennis Complex) during this era of unprecedented growth and has hosted local, regional, and national events since its opening.

McCluney is no stranger to the Power 5 or HBCU communities. Prior to his time at MTSU, McCluney spent four years at Wake Forest University, where he served as the Director of Regional Development for the Deacon Club. As part of the Deacon Club team, McCluney's primary focus was soliciting and securing major gifts to fund strategic initiatives and capital projects for the Department of Intercollegiate Athletics.

McCluney played a major role in the early stages of the "Wake Will" Campaign that raised and surpassed \$200 million for athletics and transformed the athletic facilities of the historic Winston-Salem campus. Prior to his time with the Deacons, McCluney served in two other Power 5 administrative roles as the Assistant Director of Development at the University of Tennessee and the Assistant Director of Annual Giving at the University of Miami in Coral Gables. McCluney began his athletics administration career as the Assistant AD for Marketing and Promotions at North Carolina A&T State University in Greensboro, N.C.

McCluney is a former football student-athlete and graduate of Fayetteville State University, where he earned a B.S. in Business Administration and Marketing. McCluney is also a graduate of the Sports Management Institute (SMI), Collegiate Athletics Leadership Symposium (CALs), and the North Carolina A&T State University Leadership Academy.

McCluney is a proud member of the National Association of Athletic Directors of Development (NAADD), National Association of Collegiate Directors of Athletics (NACDA) and Omega Psi Phi Fraternity, Inc.



KARAI LOCKLEY
SR. ASSOCIATE AD BUSINESS & FINANCE / SWA
 Hampton University, 2000
 Georgia State University, 2013

Karai Lockley became the Senior Associate Athletic Director for Business and Finance and the Senior Woman Administrator at Florida A&M University in January 2020.

A native of Rahway, N.J., Lockley is no stranger to the colors orange and green, as she comes to Florida A&M after five years with Miami Athletics. During her tenure with the Hurricanes, Lockley's initial responsibilities were to create, analyze and monitor budgets for football, women's basketball, academics, compliance, and the creative services team (marketing and communications). Ultimately, she was selected to serve on the department's strategic planning committee and was eventually promoted to her most recent role as the Associate Director of Business Operations and Purchasing.

In that role, Lockley was responsible for all aspects of purchasing through the campus workflow system, which included purchase requisitions, supplier solicitation/registration, and invoice payments.

Additionally, Lockley reviewed and analyzed purchasing data for the business office, provided strategic recommendations on how to implement cost savings and/or reduce inefficiencies for the department, and saved the men and women's basketball teams upwards of \$200K annually in staffing costs at the on-campus basketball facility.

Prior to her stint at Miami, Lockley served as the Assistant Business Manager of Student Services for Georgia State Athletics, where she began her career in athletic administration. During her time on the Panthers staff, Lockley was responsible for overseeing and managing a \$26 million budget to process, monitor, and manage all incoming payables from all 15 sports.

In addition, she also distributed scholarship amounts to financial aid, audited book retrievals/book returns, and processed monthly scholarship checks for more than 300 student-athletes. Prior to Georgia State, Lockley spent over thirteen years in finance and accounting for various corporations.

An HBCU alum, Lockley is a graduate of Hampton University, where she earned a B.A. in Business Management in 2000. She then earned her Master's in Sports Administration from Georgia State University in 2015. Lockley also has memberships in Women Leaders in College Sports, Minority Opportunities Athletic Association, College Athletic Business Management Association and Alpha Kappa Alpha Sorority, Inc.



CARRIE HICKEY TOLLISON
ASSOCIATE AD
ACADEMIC SERVICES
 Norfolk State University, 2016

Carrie Hickey Tollison became the athletic academic advisor at Florida A&M University in August 2018. Hickey Tollison also served as the interim director of academics in January 2020. Hickey Tollison was elevated to Associate AD of Academic Services in 2022.

Hickey Tollison came to FAMU after serving as the athletic academic support services, graduate assistant (men's basketball, softball, cross country, track & field and men's golf) at Mississippi State University.

Hickey Tollison earned a bachelor's degree in social work from Norfolk State University in 2016 and was 4-year student-athlete for the women's bowling team, where she served as captain during her tenure. Hickey Tollison has also earned a master's degree in kinesiology (sports administration) from Mississippi State University in 2018.

Hickey Tollison is a member of the National Association of Academic and Student-Athlete Development Professionals (N4A) and the Women Leaders in College Sports. Hickey Tollison was awarded the Women Leaders in College Sports - HBCU Women Leaders Scholarship Recipient (2019) and the N4A Opportunities Scholarship Recipient (2019).



RIA FLOYD
DIRECTOR OF SPECIAL PROJECTS & MARKETING
 Florida A&M University, 2016, 2018

Ria Floyd became the special projects & marketing coordinator at Florida A&M University in January 2020. Previously, Floyd joined the FAMU athletics staff as the director of stakeholder engagement in July 2019.

Floyd, a native of Gulfport, Mississippi, before joining athletics worked as the coordinator of student engagement at FAMU. Floyd has served as an assistant coach for the FAMU cheer and spirit team, along with serving as the head coach for the FAMU Development Research School cheer and spirit team.


Floyd has also worked as a MEAC (Mid-Eastern Athletic Conference) College Day Ambassador and at the NFL Pro Bowl Experience as a coordinator for fan engagement.

Floyd is a two-time alum of FAMU, earning a bachelor's in health

ADMINISTRATION



science (pre-physical therapy) and a master's in sport management. Floyd was also a varsity cheerleader at FAMU and served as a captain during her tenure.



LORI GOODART
FINANCIAL AID COORDINATOR /
INTERIM DIRECTOR FOR
COMPLIANCE & DIVERSITY

West Florida, 1995; Troy State, 1999

Lori Goodart became the financial aid coordinator at Florida A&M University in July 2015. Goodart previously started working at FAMU in August 2007 as the assistant softball coach until the summer of 2015.

Goodart coached softball for over 18 years, starting as a graduate assistant at Troy State University. Goodart has served as the NCAA Site Representative for the NCAA Regional and Super Regional tournaments (2010, 2011 and 2013).

Goodart earned a bachelor's in psychology from University of West Florida in 1995 and a masters in counseling and psychology from Troy State University in 1999.



JOSH PADILLA
DIRECTOR OF COMMUNICATIONS
& DIGITAL STRATEGY

Florida International University, 2015

Josh Padilla became the Director of Athletic Communications & Digital Strategy at Florida A&M University in July 2021.

A native of Tampa, Florida, Padilla comes to Florida A&M after two years at Middle Tennessee State University (MTSU) as the Coordinator of Social Media.

In Padilla's first year at Florida A&M, the FAMU Athletics social media accounts saw tremendous growth in interactions and followers as FAMU Athletics ranked 34th in the nation among all Division I schools in interactions and followers gained. Padilla increased the Facebook reach by 7.5 times the year before, Instagram reach by 3.5 times the year before, and Twitter by five times the year before.

Padilla also successfully promoted the Florida A&M student-athletes and programs as he nominated six SWAC Player of the Year winners and campaigned for Isaiah Land to win the Buck Buchanan Award (National Defensive Player of the Year). Padilla continuously provided information on the Rattlers' football program to the poll voters and playoff committee as the Rattlers finished the season ranked number 25 and earned an at-large playoff bid for the first time in over 20 seasons.

During his time at MTSU, Padilla oversaw the social media accounts for the main athletics and football pages, assisted in photography, website design, and more. When he took over the social media accounts, the athletics Instagram saw the 2nd largest growth in Conference USA. Football Instagram saw the largest increase in Conference USA, gaining over 15,000 followers, which was more than the total number of followers for seven other Conference USA schools.

Before arriving at MTSU, Padilla served as Florida International University's men's basketball Assistant Director of Basketball Operations. During his time at FIU, he assisted in the daily operations of the basketball program as he helped oversee an operating budget of \$400,000, manage equipment inventory, assist in team travel, assist in volunteer coordination, organized team activities, and worked with departments within athletics.

Also, he served as an academic liaison for the student-athletes working with the Student-Athlete Academic Center and helped improve the program's APR from 933 to the program's best 978, 980, 980, 981 from 2014-2018.

Padilla earned a bachelor's degree in recreation and sport management from Florida International University in 2015.



LATROY JOHNSON
ASSISTANT ATHLETIC DIRECTOR
FOOTBALL OPERATIONS

Clemson University, 2004
Drexel University, 2015



VINCENT WILLIAMS
DIRECTOR OF SPORTS MEDICINE

Alfred University, 2018
McNeese State University, 2015



CAPITAL CITY COUNTRY CLUB

A proud partner of FAMU!

CCCC features an A.W. Tillinghast-designed, unique Florida golf course that has a 250-ft elevation change and has been named a "Dream course" and "gem" of the Southeast.

In 2021, Golfweek and USA Today ranked our course as the best golf course in Tallahassee and the 13th best course in the state of Florida.

CCCC received the Tallahassee Democrat's Reader's Choice Award for Best Golf Course in Tallahassee, and is ranked as the Best Golf Course in Tallahassee by Tallahassee Magazine.

In 2022, CCCC was ranked among the Top 100 golf courses under \$100 in the United States by NBC Golf Pass, and was named the No. 3 course in Florida!

We have an unparalleled atmosphere with devoted Members and staff--all of which contribute to our 110+ year legacy.

For more information about our Club or Memberships, visit www.capitalcitycc.com!



JASON BENCH
GENERAL MANAGER

March 2021

A word from our GM —


Capital City Country Club is a tightly knit community with devoted staff and members. We strive for excellence and are committed to each guest's experience here at the Club. Our staff is a large family of dedicated employees that only enhance each and every guest and member encounter.



CAPITAL CITY COUNTRY CLUB



@CAPITAL_CITY_CC



STUDENT-ATHLETES

Alphabetical Roster
Numerical Roster
Player Profiles

14-15
16-17
18-34

Num	Player	Pos	Ht	Wt	Cl	Hometown/H.S./Previous School
99	Ash, James	DL	6-4	280	R-So.	Tampa, Fla. / Wake Forest
95	Bangura, Abu	DL	6-3	260	R-Sr.	Baltimore, MD / Stockbridge HS
72	Bateman, Toryque	OL	6-8	305	R-Sr.	Gadsden, Ala. / Troy
33	Beck Jr., Brian	RB	6-1	205	Fr.	Baton Rouge, La. / University Lab HS
35	Black, Jalan	TE	6-3	220	R-So.	Quincy, Fla. / Air Force Academy
11	Bohler, BJ	DB	5-9	180	R-Sr.	Orlando, Fla. / Mercer
3	Bohler, Kendall	DB	6-0	193	R-So.	Orlando, Fla. / Mercer
65	Bridgewater Jr., Tommy	OL	6-2	285	Fr.	Jacksonville, Fla. / First Coast HS
68	Brooks, Chad	OL	6-5	290	R-Fr.	St. Petersburg, Fla. / Gibbs HS
41	Brooks, Jack	K	5-11	162	Fr.	Tallahassee, Fla. / Leon HS
39	Brown, Jaelin	RB	6-0	200	Fr.	Lake City, Fla. / Columbia HS
5	Burke, Kareem	WR	6-0	178	Fr.	Jacksonville, Fla. / Raines HS
14	Butler, Traquan	DB	5-8	185	R-Sr.	Richmond Heights, Fla. / Southridge HS
28	Chaney Jr., Johnny	LB	6-2	230	So.	Orlando, Fla. / Wekiva HS
43	Clark, Deondri	DL	6-3	230	R-Fr.	Lakeland, Fla. / Lakeland HS
18	Clark, Kwame	DB	5-11	185	Gr.	Jacksonville, Fla. / Oakleaf HS
26	Clark, Lamar	DB	5-10	180	Fr.	Lynn Haven, Fla. / Mosley HS
1	Coates, Destin	RB	5-11	205	Gr.	Tallahassee, Fla. / Georgia State
57	Cooks, Justin	DL	6-5	245	R-Jr.	Tampa, Fla. / Durant HS
32	Copeland, Khalif	DB	5-10	175	R-Sr.	Jacksonville, Fla. / Indiana State
76	Covin, Cameron	OL	6-4	285	R-Sr.	Albany, Ga. / Lee County HS
12	Cox, Kortney	DB	5-11	185	R-Sr.	Decatur, Ga. / Cedar Grove HS
56	Crawford, Bryan	OL	6-3	310	Gr.	Pahokee, Fla. / Pahokee HS
33	Cumberbatch, Jordan	DB	6-1	195	R-Fr.	Miramar, Fla. / Alabama A&M
73	Cunningham, Kendarius	OL	6-4	315	R-So.	St. Petersburg, Fla. / Gibbs HS
1	Davis, A.J.	RB	6-0	215	Gr.	Lakeland, Fla. / Pittsburgh
62	Davis, Charles	OL	6-5	330	R-Fr.	Marianna, Fla. / Marianna HS
13	Davis, Trevonte	WR	6-1	205	R-Jr.	Flint, Mi. / Wayne State
66	Demas, TJ	OL	6-2	290	Fr.	Clearwater, Fla. / Clearwater Central Catholic HS
88	Dixon, Nicholas	WR	6-2	210	R-Sr.	Jacksonville, Fla. / Godby HS
96	Dunn Jr., Anthony	DL	6-4	250	R-Fr.	Sanford, Fla. / Marshall
82	Enge, Ce'Zaun	WR	5-10	185	So.	Chicago, Ill. / Minnesota State Community And Technical College
43	Faddoul, Chris	P/K	5-11	210	Gr.	Wesley Chapel, Fla. / Wiregrass Ranch HS
27	Fagan, Nadarius	LB	6-0	215	R-Sr.	Goulds, Fla. / Syracuse
12	Fisher, Trey	QB	5-11	180	R-So.	Tallahassee, Fla. / UT-Martin
32	Francis, De'Andre	RB	5-7	173	R-Fr.	Miami, Fla. / Rickards HS
15	Frazier, Winsome	DB	6-3	185	R-Fr.	Miami, Fla. / Northwestern HS
94	Gilley, Jolan	DL	6-2	305	R-Jr.	Tallahassee, Fla. / FSU HS
16	Glanton, Robert	DB	5-11	195	R-So.	Perry, Fla. / Wake Forest
61	Goss, Jalen	OL	6-7	285	Gr.	Valdosta, Ga. / Florida State
9	Graham Jr., Fenley	WR	5-9	170	R-So.	Lakeland, Fla. / Florida
7	Griffey, Tevin	DB	5-11	175	R-So.	Orlando, Fla. / Dr. Phillips HS
18	Gross, Koby	TE	6-2	238	R-Jr.	San Ramon, Calif. / FSU
46	Hall, Daylen	RB	5-8	175	Jr.	Indianapolis, Ind. / Cathedral HS
16	Hall, Derrick	WR	5-10	195	R-Sr.	Indianapolis, Ind. / Cathedral HS
93	Hall, Donald	DL	6-3	315	R-Sr.	Olive Branch, Miss. / Mississippi Gulf Coast CC
84	Hawkins, Jermaine	WR	6-2	175	So.	Miami, Fla. / Killian HS
5	Horne, Aric	LB	6-1	223	R-Jr.	Jacksonville, Fla. / Iowa State
34	Howard, Jalon	WR	5-9	170	Fr.	Miami, Fla. / Miami Norland Senior HS
92	Hunt, Gentle	DL	5-11	290	R-So.	High Springs, Fla. / Gainesville HS
30	Hunter, Khalil	LB	6-1	205	Fr.	Ft. Lauderdale, Fla. / St. Thomas Aquinas HS
46	Jackson, Jan	DB	6-1	185	Fr.	Gretna, Fla. / Gadsden County HS
48	Jackson, Kyle	DE	6-1	235	R-Sr.	New Orleans, La. / St. Augustine HS
37	James, Lerodrick	DE	6-3	210	R-So.	St. Petersburg, Fla. / Gibbs HS
1	Jenkins, Lovie	DB	6-1	195	Jr.	Orlando, Fla. / Louisville
45	Jenkins, Nay'Ron	LB	6-1	205	Fr.	Alachua, Fla. / Bucholz HS
23	Jennings, Terrell	RB	6-1	225	Sr.	Duval, Fla. / Mandarin HS
87	Jones, Christian	WR	6-0	155	R-So.	Tampa, Fla. / Jesuit HS
40	Jones, Dre	DL	6-4	277	R-Jr.	Manchester, Ga. / Abilene Christian
11	Jordan, Jacory	QB	6-4	195	R-Fr.	Jacksonville, Fla. / Trinity Christian
4	King, Kym'Mani	DB	5-10	175	R-Jr.	New Port Richey, Fla. / Iowa State
31	Land, Isaiah	LB	6-4	225	R-Sr.	Buffalo, N.Y. / Grayson HS
69	Lee, TJ	OL	6-3	315	So.	Bainbridge, GA / Gadsden Co. HS
0	Major, Isaiah	LB	6-1	225	Jr.	Oklahoma City, Ok. / Independence Community College
44	Major, Malcolm	LB	5-11	215	R-Fr.	Miami Gardens, Fla. / Chaminade-Madonna Prep



Num	Player	Pos	Ht	Wt	Cl	Hometown/H.S./Previous School
85	Manigo, David	WR	6-3	190	R-Sr.	Decatur, Ga. / Towers HS
55	Marshall, Michael	DL	6-4	280	R-Fr.	Miami, Fla. / Northwestern HS
38	Martinez, Lawrence	LS	6-1	215	R-So.	Apopka, Fla. / Apopka HS / UCF
25	McCloud, Jaylen	RB	6-2	230	R-Sr.	Jacksonville, Fla. / Savannah State
13	McGhee, Trenton	DB	6-1	205	Gr.	Jacksonville, Fla. / Alabama A&M
17	McKay, Rasean	QB	6-1	220	R-Sr.	Miami, Fla. / Amos P. Godby HS
98	Mentor, Stanley	DL	6-2	320	R-Sr.	Orlando, Fla. / Lane College
20	Moore, Jordan	DB	6-0	215	R-Jr.	Yoakum, Texas / Kilgore College
75	Moore, Morgan	OL	6-5	275	R-Sr.	Midwest City, Okla. / Texas State
2	Morgan, Javan	DB	5-11	185	R-Jr.	Tallahassee, Fla. / Florida HS
39	Moss, Travis	LB	5-10	210	R-Fr.	Jacksonville, Fla. / Memphis
8	Moussa, Jeremy	QB	6-3	225	Gr.	Chino Hills, Calif. / Vanderbilt
10	Mullins, Lamar	DB	6-3	205	Gr.	Miami, Fla. / Tulsa
7	Muratovic, Junior	QB	6-3	215	R-Fr.	Orlando, Fla. / Wekiva HS
24	Onwuzo, Ben	DB	5-11	189	R-So.	Miramar, Fla. / Madonna-Chaminade HS
83	Oxendine, Darian	WR	5-10	170	R-Jr.	St. Augustine, Fla. / UT-Martin
4	Phillips, Marquez	WR	6-3	185	Sr.	Washington D.C. / Virginia State University
58	Porter, Justin	LB	6-0	215	R-Fr.	Bradenton, Fla. / Carson Newman University
36	Powell Jr., Andre	DB	5-11	195	R-Fr.	Naples, Fla. / Naples HS
0	Pruitt, Jeremiah	TE	6-5	230	R-Jr.	Atlanta, Ga. / Colorado State
17	Quin II, Wayne	LB	6-0	200	Fr.	Tampa, Fla. / Jesuit HS
77	Reyes, Cesar	OL	6-5	315	R-So.	Tampa, Fla. / USF
49	Richo, Jordan	LB	6-2	200	R-So.	Fernandina Beach, Fla. / Alcorn State
58	Riley, Tyler	LS	5-10	230	Fr.	Tallahassee, Fla. / Lincoln HS
9	Riley, Zaire	DB	5-6	160	Fr.	Tallahassee, Fla. / Gadsden County HS
42	Romo-Martinez, Jose	PK	6-1	200	Gr.	Banning, Calif. / Delaware State
60	Ruffin Jr., Lafonzo	DL	6-0	275	R-Fr.	Overtown, Fla. / Jackson State
6	Sanders II, Christopher	WR	5-11	185	R-Jr.	Detroit, Mi. / The Bolles School
2	Sapp, Cameron	QB	6-3	215	R-Jr.	Jacksonville, Fla. / Robert E. Lee
89	Shelton, Cam	TE	6-4	245	R-Jr.	Milton, Fla. / Delta State
10	Sheread, Jah' Marae	WR	5-7	175	R-Sr.	Houston, Texas / Texas State
30	Sigur, Cameron	RB	6-0	187	Fr.	Conyers, Ga. / Eagles Landing HS
34	Smith III, Roland	TE	6-1	220	R-Fr.	Miami, Fla. / Florida Memorial
54	Smith, Devin	LB	6-2	225	Fr.	Jacksonville, Fla. / Riverside HS
8	Smith, Eric	DB	5-10	177	R-Sr.	Opa-locka, Fla. / Norland HS
19	Smith, Xavier	WR	5-10	170	Gr.	Haines City, Fla. / Ridge HS
97	Stephens, Kamari	DL	6-3	270	R-Jr.	Jacksonville, Fla. / Sandalwood HS
90	Summers, Richard	DL	6-2	345	R-Sr.	Tallahassee, Fla. / Godby HS
63	Taylor, Ricky	OL	6-1	275	R-Fr.	Miami, Fla. / Northwestern HS
24	Thomas, Jalik	DB	5-11	195	Jr.	Macon, Ga. / Hutchinson CC
51	Thompson, Khamari	OL	6-4	290	R-Jr.	Stockbridge, Ga. / Dutchtown HS
80	Townsend, Michael	ATH	5-10	175	Fr.	Tallahassee, Fla. / Rickards HS
54	Turner, Bryce				Fr.	
47	Walker, Sheldon	S	6-2	190	R-So.	Tallahassee, Fla. / Tennessee State
25	Walker, Sidarius	RB	5-10	200	R-Fr.	Minneola, Fla. / Tennessee Tech
78	Ward, Myron	OL	6-3	300	Fr.	Tallahassee, Fla. / Rickards HS
52	Watson II, Michael	LB	6-2	220	Fr.	Fairburn, Ga. / Langston Hughes HS
64	Weeden, Dariyon	OL	6-3	310	Jr.	Oklahoma City, Ok. / Cisco College
3	Wilhoite, Lelan	RB	5-11	195	R-Jr.	Nashville, Tenn. / Fort Scott CC
6	Williams Jr., Timothy	DB	6-2	200	R-Sr.	Miami, Fla. / Dr. Krop HS
79	Williams, Christopher	OL	6-5	335	R-Fr.	Tallahassee, Fla. / Florida State
21	Williams, Michael	WR	5-8	175	Fr.	Cleveland, Ohio / Benedictine HS
35	Williams, Rodney	DB	5-10	180	R-Fr.	Coconut Grove, Fla. / Miami Columbus HS
29	Yirmyah, Yirmyah	DB	6-0	185	R-Jr.	Apopka, Fla. / Apopka HS
81	Young, Kamari	TE	6-4	245	R-Jr.	Tallahassee, Fla. / Godby HS
99	Zuazo, Leonardo	PK	5-9	175	R-Fr.	Miami, Fla. / Northwestern HS

Pronunciations can be found at famuathletics.com/sports/football/roster.

No.	Player	Pos	Ht	Wt	Cl	Hometown/H.S./Previous School
0	Jeremiah Pruitte	TE	6-5	230	R-Jr.	Atlanta, Ga. / Colorado State
0	Isaiah Major	LB	6-1	225	Jr.	Oklahoma City, Ok. / Independence Community College
1	Lovie Jenkins	DB	6-1	195	Jr.	Orlando, Fla. / Louisville
1	Destin Coates	RB	5-11	205	Gr.	Tallahassee, Fla. / Georgia State
1	A.J. Davis	RB	6-0	215	Gr.	Lakeland, Fla. / Pittsburgh
2	Javan Morgan	DB	5-11	185	R-Jr.	Tallahassee, Fla. / Florida HS
2	Cameron Sapp	QB	6-3	215	R-Jr.	Jacksonville, Fla. / Robert E. Lee
3	Kendall Bohler	DB	6-0	193	R-So.	Orlando, Fla. / Mercer
3	Lelan Wilhoite	RB	5-11	195	R-Jr.	Nashville, Tenn. / Fort Scott CC
4	Kym'Mani King	DB	5-10	175	R-Jr.	New Port Richey, Fla. / Iowa State
4	Marquez Phillips	WR	6-3	185	Sr.	Washington D.C. / Virginia State University
5	Kareem Burke	WR	6-0	178	Fr.	Jacksonville, Fla. / Raines HS
5	Aric Horne	LB	6-1	223	R-Jr.	Jacksonville, Fla. / Iowa State
6	Timothy Williams Jr.	DB	6-2	200	R-Sr.	Miami, Fla. / Dr. Krop HS
6	Christopher Sanders II	WR	5-11	185	R-Jr.	Detroit, Mi. / The Bolles School
7	Tevin Griffey	DB	5-11	175	R-So.	Orlando, Fla. / Dr. Phillips HS
7	Junior Muratovic	QB	6-3	215	R-Fr.	Orlando, Fla. / Wekiva HS
8	Eric Smith	DB	5-10	177	R-Sr.	Opa-locka, Fla. / Norland HS
8	Jeremy Moussa	QB	6-3	225	Gr.	Chino Hills, Calif. / Vanderbilt
9	Zaire Riley	DB	5-6	160	Fr.	Tallahassee, Fla. / Gadsden County HS
9	Fenley Graham Jr.	WR	5-9	170	R-So.	Lakeland, Fla. / Florida
10	Jah'Marae Sheread	WR	5-7	175	R-Sr.	Houston, Texas / Texas State
10	Lamar Mullins	DB	6-3	205	Gr.	Miami, Fla. / Tulsa
11	BJ Bohler	DB	5-9	180	R-Sr.	Orlando, Fla. / Mercer
11	Jacory Jordan	QB	6-4	195	R-Fr.	Jacksonville, Fla. / Trinity Christian
12	Kortney Cox	DB	5-11	185	R-Sr.	Decatur, Ga. / Cedar Grove HS
12	Trey Fisher	QB	5-11	180	R-So.	Tallahassee, Fla. / UT-Martin
13	Trevonte Davis	WR	6-1	205	R-Jr.	Flint, Mi. / Wayne State
13	Trenton McGhee	DB	6-1	205	Gr.	Jacksonville, Fla. / Alabama A&M
14	Traquan Butler	DB	5-8	185	R-Sr.	Richmond Heights, Fla. / Southridge HS
15	Winsome Frazier	DB	6-3	185	R-Fr.	Miami, Fla. / Northwestern HS
16	Derrick Hall	WR	5-10	195	R-Sr.	Indianapolis, Ind. / Cathedral HS
16	Robert Glanton	DB	5-11	195	R-So.	Perry, Fla. / Wake Forest
17	Rasean McKay	QB	6-1	220	R-Sr.	Miami, Fla. / Amos P. Godby HS
17	Wayne Quin II	LB	6-0	200	Fr.	Tampa, Fla. / Jesuit HS
18	Kwame Clark	DB	5-11	185	Gr.	Jacksonville, Fla. / Oakleaf HS
18	Koby Gross	TE	6-2	238	R-Jr.	San Ramon, Calif. / FSU
19	Xavier Smith	WR	5-10	170	Gr.	Haines City, Fla. / Ridge HS
20	Jordan Moore	DB	6-0	215	R-Jr.	Yoakum, Texas / Kilgore College
21	Michael Williams	WR	5-8	175	Fr.	Cleveland, Ohio / Benedictine HS
23	Terrell Jennings	RB	6-1	225	Sr.	Duval, Fla. / Mandarin HS
24	Ben Onwuzo	DB	5-11	189	R-So.	Miramar, Fla. / Madonna-Chaminade HS
24	Jalik Thomas	DB	5-11	195	Jr.	Macon, Ga. / Hutchinson CC
25	Jaylen McCloud	RB	6-2	230	R-Sr.	Jacksonville, Fla. / Savannah State
25	Sidarius Walker	RB	5-10	200	R-Fr.	Minneola, Fla. / Tennessee Tech
26	Lamar Clark	DB	5-10	180	Fr.	Lynn Haven, Fla. / Mosley HS
27	Nadarius Fagan	LB	6-0	215	R-Sr.	Goulds, Fla. / Syracuse
28	Johnny Chaney Jr.	LB	6-2	230	So.	Orlando, Fla. / Wekiva HS
29	Yirmyah Yirmyah	DB	6-0	185	R-Jr.	Apopka, Fla. / Apopka HS
30	Cameron Sigur	RB	6-0	187	Fr.	Conyers, Ga. / Eagles Landing HS
30	Khalil Hunter	LB	6-1	205	Fr.	Ft. Lauderdale, Fla. / St. Thomas Aquinas HS
31	Isaiah Land	LB	6-4	225	R-Sr.	Buffalo, N.Y. / Grayson HS
32	De'Andre Francis	RB	5-7	173	R-Fr.	Miami, Fla. / Rickards HS
32	Khalif Copeland	DB	5-10	175	R-Sr.	Jacksonville, Fla. / Indiana State
33	Jordan Cumberbatch	DB	6-1	195	R-Fr.	Miramar, Fla. / Alabama A&M
33	Brian Beck Jr.	RB	6-1	205	Fr.	Baton Rouge, La. / University Lab HS
34	Jalon Howard	WR	5-9	170	Fr.	Miami, Fla. / Miami Norland Senior HS
34	Roland Smith III	TE	6-1	220	R-Fr.	Miami, Fla. / Florida Memorial
35	Rodney Williams	DB	5-10	180	R-Fr.	Coconut Grove, Fla. / Miami Columbus HS
35	Jalan Black	TE	6-3	220	R-So.	Quincy, Fla. / Air Force Academy
36	Andre Powell Jr.	DB	5-11	195	R-Fr.	Naples, Fla. / Naples HS
37	Lerodrick James	DE	6-3	210	R-So.	St. Petersburg, Fla. / Gibbs HS
38	Lawrence Martinez	LS	6-1	215	R-So.	Apopka, Fla. / UCF
39	Travis Moss	LB	5-10	210	R-Fr.	Jacksonville, Fla. / Memphis
39	Jaelin Brown	RB	6-0	200	Fr.	Lake City, Fla. / Columbia HS



No.	Player	Pos	Ht	Wt	Cl	Hometown/H.S./Previous School
40	Dre Jones	DL	6-4	277	R-Jr.	Manchester, Ga. / Abilene Christian
41	Jack Brooks	K	5-11	162	Fr.	Tallahassee, Fla. / Leon HS
42	Jose Romo-Martinez	PK	6-1	200	Gr.	Banning, Calif. / Delaware State
43	Chris Faddoul	P/K	5-11	210	Gr.	Wesley Chapel, Fla. / Wiregrass Ranch HS
43	Deondri Clark	DL	6-3	230	R-Fr.	Lakeland, Fla. / Lakeland HS
44	Malcolm Major	LB	5-11	215	R-Fr.	Miami Gardens, Fla. / Chaminade-Madonna Prep
45	Nay'Ron Jenkins	LB	6-1	205	Fr.	Alachua, Fla. / Bucholz HS
46	Daylen Hall	RB	5-8	175	Jr.	Indianapolis, Ind. / Cathedral HS
46	Jan Jackson	DB	6-1	185	Fr.	Gretna, Fla. / Gadsden County HS
47	Sheldon Walker	S	6-2	190	R-So.	Tallahassee, Fla. / Tennessee State
48	Kyle Jackson	DE	6-1	235	R-Sr.	New Orleans, La. / St. Augustine HS
49	Jordan Richo	LB	6-2	200	R-So.	Fernandina Beach, Fla. / Alcorn State
51	Khamari Thompson	OL	6-4	290	R-Jr.	Stockbridge, Ga. / Dutchtown HS
52	Michael Watson II	LB	6-2	220	Fr.	Fairburn, Ga. / Langston Hughes HS
54	Devin Smith	LB	6-2	225	Fr.	Jacksonville, Fla. / Riverside HS
54	Bryce Turner				Fr.	
55	Michael Marshall	DL	6-4	280	R-Fr.	Miami, Fla. / Northwestern HS
56	Bryan Crawford	OL	6-3	310	Gr.	Pahokee, Fla. / Pahokee HS
57	Justin Cooks	DL	6-5	245	R-Jr.	Tampa, Fla. / Durant HS
58	Justin Porter	LB	6-0	215	R-Fr.	Bradenton, Fla. / Carson Newman University
58	Tyler Riley	LS	5-10	230	Fr.	Tallahassee, Fla. / Lincoln HS
60	Lafonzo Ruffin Jr.	DL	6-0	275	R-Fr.	Overtown, Fla. / Jackson State
61	Jalen Goss	OL	6-7	285	Gr.	Valdosta, Ga. / Florida State
62	Charles Davis	OL	6-5	330	R-Fr.	Marianna, Fla. / Marianna HS
63	Ricky Taylor	OL	6-1	275	R-Fr.	Miami, Fla. / Northwestern HS
64	Dariyon Weeden	OL	6-3	310	Jr.	Oklahoma City, Ok. / Cisco College
65	Tommy Bridgewater Jr.	OL	6-2	285	Fr.	Jacksonville, Fla. / First Coast HS
66	TJ Demas	OL	6-2	290	Fr.	Clearwater, Fla. / Clearwater Central Catholic HS
68	Chad Brooks	OL	6-5	290	R-Fr.	St. Petersburg, Fla. / Gibbs HS
69	TJ Lee	OL	6-3	315	So.	Bainbridge, GA / Gadsden Co. HS
72	Toryque Bateman	OL	6-8	305	R-Sr.	Gadsden, Ala. / Troy
73	Kendarius Cunningham	OL	6-4	315	R-So.	St. Petersburg, Fla. / Gibbs HS
75	Morgan Moore	OL	6-5	275	R-Sr.	Midwest City, Okla. / Texas State
76	Cameron Covin	OL	6-4	285	R-Sr.	Albany, Ga. / Lee County HS
77	Cesar Reyes	OL	6-5	315	R-So.	Tampa, Fla. / USF
78	Myron Ward	OL	6-3	300	Fr.	Tallahassee, Fla. / Rickards HS
79	Christopher Williams	OL	6-5	335	R-Fr.	Tallahassee, Fla. / Florida State
80	Michael Townsend	ATH	5-10	175	Fr.	Tallahassee, Fla. / Rickards HS
81	Kamari Young	TE	6-4	245	R-Jr.	Tallahassee, Fla. / Godby HS
82	Ce'Zaun Enge	WR	5-10	185	So.	Chicago, Ill. / Minnesota State Community And Technical College
83	Darian Oxendine	WR	5-10	170	R-Jr.	St. Augustine, Fla. / UT-Martin
84	Jermaine Hawkins	WR	6-2	175	So.	Miami, Fla. / Killian HS
85	David Manigo	WR	6-3	190	R-Sr.	Decatur, Ga. / Towers HS
87	Christian Jones	WR	6-0	155	R-So.	Tampa, Fla. / Jesuit HS
88	Nicholas Dixon	WR	6-2	210	R-Sr.	Jacksonville, Fla. / Godby HS
89	Cam Shelton	TE	6-4	245	R-Jr.	Milton, Fla. / Delta State
90	Richard Summers	DL	6-2	345	R-Sr.	Tallahassee, Fla. / Godby HS
92	Gentle Hunt	DL	5-11	290	R-So.	High Springs, Fla. / Gainesville HS
93	Donald Hall	DL	6-3	315	R-Sr.	Olive Branch, Miss. / Mississippi Gulf Coast CC
94	Jolan Gilley	DL	6-2	305	R-Jr.	Tallahassee, Fla. / FSU HS
95	Abu Bangura	DL	6-3	260	R-Sr.	Baltimore, MD / Stockbridge HS
96	Anthony Dunn Jr.	DL	6-4	250	R-Fr.	Sanford, Fla. / Marshall
97	Kamari Stephens	DL	6-3	270	R-Jr.	Jacksonville, Fla. / Sandalwood HS
98	Stanley Mentor	DL	6-2	320	R-Sr.	Orlando, Fla. / Lane College
99	Leonardo Zuazo	PK	5-9	175	R-Fr.	Miami, Fla. / Northwestern HS
99	James Ash	DL	6-4	280	R-So.	Tampa, Fla. / Wake Forest

Pronunciations can be found at famuathletics.com/sports/football/roster.



0 ISAIAH MAJOR

LB | 6-0 | 220 | JR.

Oklahoma City, Ok. (Independence CC)

2022 (Junior)

- Transferred from Independence CC



0 JEREMIAH PRUITTE

TE | 6-5 | 230 | R-JR.

Marietta, Ga. (Colorado State)

2021 (Redshirt Sophomore)

- Saw action in ten games primarily on special teams
- Transferred from Colorado State

CAREER STATISTICS AT FAMU

Receiving	G	Rec	Yds	TD	Lg	Rec/G	Avg/C	Avg/G
2021	10	2	-5	0	0	0.2	-2.5	-0.5
Total	10	2	-5	0	0	0.2	-2.5	-0.5



1 DESTIN COATES

RB | 5-11 | 200 | GR.

Tallahassee, Fla. (Georgia State)

2022 (Graduate)

- Transferred from Georgia State, 2020 Third Team All-Sun Belt



1 AJ DAVIS

RB | 6-0 | 215 | GR.

Lakeland, Fla. (Pittsburgh)

2022 (Graduate)

- Transferred from Pittsburgh



1 LOVIE JENKINS

DB | 6-1 | 195 | JR.

Orlando, Fla. (Louisville)

2021 (Sophomore)

- Saw action in 11 games
- Recorded season-high nine tackles in win at Southern

- Recorded an interception and fumble recovery in win vs. SC State
- Recorded 5+ tackles three times
- Transferred from Louisville

CAREER STATISTICS AT FAMU

Tackles	G	UA	A	Total	TFL	Yds	QBS	YDS	PD	FF	FR	INT
2021	11	30	10	40	3.0	5	0.0	0	1	0	2	1-0
Total	11	30	10	40	3.0	5	0.0	0	1	0	2	1-0



2 JAVAN MORGAN

DB | 5-11 | 185 | R-JR.

Tallahassee, Fla. (Florida HS)

2022 (Redshirt Junior)

- Preseason All-SWAC Second Team Defense

2021 (Redshirt Sophomore)

- Saw action in 11 games
- Recorded season-high six tackles at Southeastern Louisiana
- Recorded an interception in wins versus SC State, Alabama A&M, and UAPB

2020 (Sophomore)

- Season canceled due to COVID-19

2019 (Freshman)

- Saw action in nine games
- Recorded 12 total tackles

CAREER STATISTICS AT FAMU

Tackles	G	UA	A	Total	TFL	Yds	QBS	YDS	PD	FF	FR	INT
2021	11	13	3	16	0.0	0	0.0	0	1	0	0	3--3
2019	9	10	2	12	0.0	0	0.0	0	0	0	0	0-0
Total	20	23	5	28	0.0	0	0.0	0	1	0	0	3--3



2 CAMERON SAPP

QB | 6-3 | 215 | R-JR.

Jacksonville, Fla. (Robert E. Lee HS)

2021 (Redshirt Sophomore)

- Saw action in seven games
- Recorded career-high 61 rushing yards in win at UAPB
- Completed career-long 21-yard pass in win at Alabama A&M

2020 (Redshirt Freshman)

- Season canceled due to COVID-19

2019 (Freshman)

- Saw action in two games

CAREER STATISTICS AT FAMU

Passing	G	Att	Cmp	Int	Yds	TD	Lg	Pct	Avg/P	Avg/G	Effic
2021	7	6	3	0	30	0	21	.500	4.5	1.29	55.12
2019	2	0	0	0	0	0	0	0	0	0	0
Total	7	6	3	0	30	0	21	.500	4.5	1.29	55.12

Rushing	G	Att	Yds	TD	Lg	Avg/C	Avg/G
2021	7	12	72	0	45	6.0	10.3
2019	2	3	4	0	3	1.3	2
Total	9	15	76	0	45	5.1	8.4



3 KENDALL BOHLER

DB | 6-0 | 180 | R-SO.

Ocoee, Fla. (Mercer)

2021 (Redshirt Freshman)

- Saw action in eight games
- Recorded eight PBUs (second-most on team)
- Recovered lone fumble in win at Southern
- Transferred from Mercer

CAREER STATISTICS AT FAMU

Tackles	G	UA	A	Total	TFL	Yds	QBS	YDS	PD	FF	FR	INT
2021	8	6	4	10	0.0	0	0.0	0	8	0	1	0-0
Total	8	6	4	10	0.0	0	0.0	0	8	0	1	0-0



3 LELAN WILHOITE

RB | 5-11 | 195 | R-JR.

Nashville, Tenn. (Tennessee State)

2021 (Redshirt Sophomore)

- Transferred from Tennessee State



4 KYM'MANI KING

DB | 5-10 | 175 | R-JR.

New Port Richey, Fla. (Iowa State)

2022 (Redshirt Junior)

- Transferred from Iowa State



4 MARQUEZ PHILLIPS

WR | 6-3 | 185 | SR.

Washington D.C. (Virginia State University)

2022 (Senior)

- Transferred from Virginia State University



5 KAREEM BURKE

WR | 6-0 | 160 | FR.

Jacksonville, Fla. (Raines HS)

2022 (Freshman)

- Signed with Florida A&M from Raines High School



5 ARIC HORNE

LB | 6-1 | 223 | R-JR.

Jacksonville, Fla. (Iowa State)

2022 (Redshirt Junior)

- Transferred from Iowa State



6 CHRISTOPHER SANDERS II

WR | 5-10 | 185 | R-JR.

Detroit, Mi. (The Bolles School)

2021 (R-Sophomore)

- Saw action in 11 games
- Recorded career-high five catches, 45 yards in win at MVSU
- Finished fifth on team with 182 receiving yards

2020 (R-Freshman)

- Season canceled due to COVID-19

2019 (Freshman)

- Saw action in two games

CAREER STATISTICS AT FAMU

Receiving	G	Rec	Yds	TD	Lg	Rec/G	Avg/C	Avg/G
2021	11	18	182	0	22	1.64	10.11	16.55
2019	2	0	0	0	0	0	0	0
Total	13	18	182	0	22	1.38	10.11	14.0



6 TIMOTHY WILLIAMS JR.

DB | 6-2 | 200 | R-SR.

Miami, Fla. (Dr. Krop HS)

2021 (Redshirt Junior)

- Recorded nine tackles in ten games

2020 (Redshirt Sophomore)

- Season canceled due to COVID-19

2019 (Redshirt Freshman)

- Recorded 16 tackles in ten games
- Recorded one PBU



7 TEVIN GRIFFEY

DB | 5-10 | 165 | R-SO.

Orlando, Fla. (Dr. Phillips HS)

2021 (Sophomore)

- Saw action in one game
- Recorded one tackle at MVSU

2020 (Freshman)

- Season canceled due to COVID-19
- Signed with Florida A&M from Dr. Phillips High School



7 JUNIOR MURATOVIC

QB | 6-2 | 205 | R-FR.

Orlando, Fla. (Wekiva HS)

2021 (Freshman)

- Saw action in three games
- Made first career start in win vs. Fort Valley State
- Threw first career touchdown in win vs. Fort Valley State

CAREER STATISTICS AT FAMU

Passing	G	Att	Cmp	Int	Yds	TD	Lg	Pct	Avg/P	Avg/G	Effic
2021	3	35	20	2	173	1	25	.571	8.65	57.67	96.66
Total	3	35	20	2	173	1	25	.571	8.65	57.67	96.66

Rushing	G	Att	Yds	TD	Lg	Avg/C	Avg/G
2021	3	3	13	0	13	4.33	4.33
Total	3	3	13	0	13	4.33	4.33



8 JEREMY MOUSSA

QB | 6-3 | 225 | GR.

Chino Hills, Calif. (Vanderbilt)

2022 (Graduate)

- Transferred from Vanderbilt



8 ERIC SMITH

DB | 5-9 | 175 | R-SR.

Miami, Fla. (Norland HS)

2021 (Senior)

- Saw action in two games

2020 (Junior)

- Season canceled due to COVID-19

2019 (Sophomore)

- Saw action in 11 games
- Recorded career-high eight tackles in win versus Norfolk State
- Recorded career-high three PBUs in win versus Morgan State
- Recorded first career interception versus Bethune-Cookman

2018 (Freshman)

- Saw action in eight games
- Recorded season-high seven tackles versus Bethune-Cookman

CAREER STATISTICS AT FAMU

Tackles	G	UA	A	Total	TFL	Yds	QBS	YDS	PD	FF	FR	INT
2021	2	0	1	1	0.0	0	0.0	0	0	0	0	0
2019	11	30	11	41	4.0	10	0.0	0	5	1	0	1
2018	8	11	6	17	0.0	0	0.0	0	1	0	0	0
Total	21	41	18	59	4.0	10	0.0	0	6	1	0	1



9 FENLEY GRAHAM JR.

WR | 5-9 | 170 | R-SO.

Lakeland, Fla. (Florida)

2022 (Redshirt Sophomore)

- Transferred from Florida



9 ZAIRE RILEY

DB | 5-6 | 160 | FR.

Havana, Fla. (Gadsden County HS)

2022 (Freshman)

- Signed with Florida A&M from Gadsden County High School



10 LAMAR MULLINS

DB | 6-3 | 205 | GR.

Miami, Fla. (Tulsa)

2022 (Graduate)

- Transferred from Tulsa



10 JAH'MARAE SHEREAD

WR | 5-7 | 175 | R-SR.

Houston, Texas (Texas State)

2022 (Redshirt Senior)

- Athlon Sports Preseason All-American (PR)
- Black College Football Player of the Year Award Watch List
- HERO Sports Preseason All-American (PR)
- Phil Steele Preseason All-American (PR)
- Phil Steele Preseason All-SWAC First Team Special Teams (PR, AP)
- Phil Steele Preseason All-SWAC Second Team Offense
- Phil Steele Preseason All-SWAC Third Team Special Teams (KR)
- Stats Perform Preseason All-American (PR)

2021 (Redshirt Junior)

- STATS Perform Third Team All-American (Punt Returner)
- Led nation in yards per punt return (19.9)
- Ranked fourth in nation in punt return touchdowns with one
- Ranked 19th in nation with nine receiving touchdowns
- Ranked 19th in nation with 580 combined return yards
- Ranked 42nd in nation averaging 101.67 all-purpose yards per game
- Recorded NCAA single-game high 154 punt return yards in win at Mississippi Valley

PLAYER PROFILES



- 66-yard punt return at Alabama A&M was 11th longest in NCAA
- Led Rattlers with nine receiving touchdowns
- Scored a touchdown in six different games
- Scored four total touchdowns (three receiving, one punt return) in win at Mississippi Valley
- Scored two receiving touchdowns in win at Southern
- Had 50+ receiving and 50+ punt return yards three times (10/16 at AAMU, 10/23 at MVSU, 11/13 at UAPB)
- Had 100+ all-purpose yards four times (10/16 at AAMU, 10/23 at MVSU, 11/6 at Southern, 11/13 at UAPB)
- Had 80+ receiving yards in four games (10/23 at MVSU, 11/6 at Southern, 11/13 at UAPB, 11/27 at Southern)
- Transferred from Texas State

CAREER STATISTICS AT FAMU

Receiving	G	Rec	Yds	TD	Lg	Rec/G	Avg/C	Avg/G
2021	12	55	622	9	48	4.58	11.31	51.83
Total	12	55	622	9	48	4.58	11.31	51.83

Returning	G	PR	Yds	Avg/R	KR	Yds	Avg/R	TD
2021	12	18	358	19.9	9	222	24.7	1
Total	12	18	358	19.9	9	222	24.7	1



12 KORTNEY COX

DB | 5-11 | 185 | R-SR.
Decatur, Ga. (Cedar Grove HS)

2021 (Redshirt Junior)

- Recorded 26 tackles in ten games
- Recorded first career interception in win versus Alabama State
- Recorded season-high two pass breakups in win versus Alabama State
- Recorded career-high five tackles in win versus Alabama State

2020 (Redshirt Sophomore)

- Season canceled due to COVID-19

2019 (Sophomore)

- Recorded four tackles in three games

2018 (Freshman)

- Recorded six tackles in four games

CAREER STATISTICS AT FAMU

Tackles	G	UA	A	Total	TFL	Yds	QBS	YDS	PD	FF	FR	INT
2021	10	20	6	26	1.0	5	0.0	0	3	1	0	1
2019	3	3	1	4	0.0	0	0.0	0	0	0	0	0
2018	4	4	2	6	1.0	1	0.0	0	4	0	0	0
Total	17	27	9	36	2.0	6	0.0	0	7	1	0	1



11 GUYSEN "BJ" BOHLER

DB | 5-9 | 180 | R-SR.
Ocoee, Fla. (Mercer)

2022 (Redshirt Senior)

- Black College Football Player of the Year Award Watch List
- BOXTOROW Preseason All-American
- HERO Sports Preseason All-American
- Phil Steele Preseason All-SWAC Second Team Defense
- Preseason All-SWAC First Team Defense

2021 (Redshirt Junior)

- Named BOXTOROW All-American
- Named First Team All-SWAC Defense
- Named Florida Blue Florida Classic MVP
- T-6th in nation for total passes defended (16 (12 PBUs, 4 INTs))
- T-8th in nation for most interceptions (4)
- T-11th in nation for most pass breakups (12)
- Recorded a force fumble, fumble recovery for touchdown, pass breakup, and an interception in win versus Bethune-Cookman
- Recorded season-high two interceptions in win at UAPB
- Recorded season-high four pass breakups in win versus SC State
- Recorded season-high two tackles for loss in win at Alabama A&M
- Recorded season-high seven tackles in win at Southern
- Finished with second-most tackles (52) behind All-American Markquese Bell

CAREER STATISTICS AT FAMU

Tackles	G	UA	A	Total	TFL	Yds	QBS	YDS	PD	FF	FR	INT
2021	12	41	11	52	4.5	6	0.0	0	12	1	1	4
Total	12	41	11	52	4.5	6	0.0	0	12	1	1	4



12 TREY FISHER

QB | 5-11 | 180 | R-SO.
Tallahassee, Fla. (UT-Martin)

2022 (Redshirt Sophomore)

- Transferred from UT-Martin



13 TREVONTE DAVIS

WR | 6-1 | 205 | R-JR.
Flint, Mi. (Wayne State)

2022 (Junior)

- Transferred from Wayne State, All-GLIAC First Team in 2021



13 TRENTON MCGHEE

DB | 6-1 | 205 | GR.
Jacksonville, Fla. (Alabama A&M)

2022 (Graduate)

- Transferred from Alabama A&M



11 JACORY JORDAN

QB | 6-4 | 195 | R-FR.
Jacksonville, Fla. (Trinity Christian HS)



14
TRAQUAN BUTLER

DB | 5-8 | 185 | R-SR.
Miami, Fla. (Southridge HS)

2021 (Redshirt Junior)

- Recorded seven tackles in ten games
- Recorded career-high three tackles in win versus Fort Valley State

2020 (Redshirt Sophomore)

- Season canceled due to COVID-19

2019 (Redshirt Freshman)

- Recorded two tackles in four games

CAREER STATISTICS AT FAMU

Tackles	G	UA	A	Total	TFL	Yds	QBS	YDS	PD	FF	FR	INT
2021	10	6	1	7	0.0	0	0.0	0	2	0	0	0
2019	4	0	2	2	0.0	0	0.0	0	0	0	0	0
Total	14	6	3	9	0.0	0	0.0	0	2	0	0	0



15
WINSOME FRAZIER

DB | 6-3 | 185 | R-FR.
Miami, Fla. (Northwestern HS)

2021 (Freshman)

- Signed with Florida A&M from Northwestern High School
- Redshirted



16
ROBERT GLANTON

DB | 5-11 | 195 | R-SO.
Perry, Fla. (Wake Forest)

2021 (Redshirt Freshman)

- Transferred from Wake Forest
- Saw action in three games



16
DERRICK HALL

WR | 5-10 | 195 | R-SR.
Indianapolis, Ind. (Cathedral HS)

2021 (Redshirt Junior)

- Saw action in two games

2020 (Redshirt Sophomore)

- Season canceled due to COVID-19

2019 (Redshirt Freshman)

- Saw action in seven games
- Recorded seven tackles and one tackle for loss
- Had two receptions for 44 yards in win versus Fort Valley State



17
RASEAN MCKAY

QB | 6-1 | 220 | R-SR.
Miami, Fla. (Amos P. Godby HS)

2022 (Redshirt Senior)

- Phil Steele Preseason All-SWAC Second Team Offense

2021 (Redshirt Junior)

- Played in 12 games, started in 11
- Ranked 18th in the nation in passing touchdowns with 22
- Ranked 34th in the nation in passing yards with 2,457
- Ranked 35th in the nation in completions per game with 17.58
- Ranked 39th in the nation in points responsible for with 132
- Named BOXTOROW National Player of the Week after throwing for career-high 383 yards and career-high five touchdowns in three quarters in win at UAPB
- Threw two+ touchdowns six times (three at AAMU, three at MVSU, two versus GSU, two at Southern, five at UAPB, two at SLU)
- Threw 200+ yards six times (248 at USF, 251 at AAMU, 204 vs. GSU, 231 at Southern, 383 at UAPB, 238 at SLU)
- Threw first 300-yard game in win at UAPB going 22-31, 383 yards, and five touchdowns in three quarters of play
- Threw career-long 68-yard pass (touchdown to Jermaine Hawkins) in win at UAPB

2020 (Redshirt Sophomore)

- Season canceled due to COVID-19

2019 (Redshirt Freshman)

- Saw action in eight games, started in one
- Made first career start in 24-12 win at Morgan State (246 yards, one touchdown, one interception)
- Threw game-winning 22-yard touchdown in 34-31 overtime win versus North Carolina A&T in relief for injured Ryan Stanley
- Threw first 100-yard game in win versus Fort Valley State going 10-11, 113 yards, two touchdowns, one interception (also first multi-touchdown game)

2018 (Freshman)

- Saw action in one game going 2-4 for 11 yards
- Signed with Florida A&M out of Amos P. Godby High School

CAREER STATISTICS AT FAMU

Passing	G	Att	Cmp	Int	Yds	TD	Lg	Pct	Avg/P	Avg/G	Effic
2021	12	364	211	5	2,457	22	68	.580	11.65	204.75	131.86
2019	8	73	52	2	538	6	39	.712	10.35	67.25	154.78
2018	11	4	2	0	11	0	7	.500	5.5	11	73.10
Total	21	441	265	7	3,006	28	68	.601	11.34	143.14	135.13



17
WAYNE QUIN II

LB | 6-0 | 200 | FR.
Tampa, Fla. (Jesuit)

2022 (Freshman)

- Signed to Florida A&M out of Jesuit High School



18 KWAME CLARK

DB | 5-11 | 185 | R-SR.

Jacksonville, Fla. (Oakleaf HS)

2021 (Redshirt Junior)

- Saw action in 11 games
- Recorded eight tackles

2020 (Redshirt Sophomore)

- Season canceled due to COVID-19

2019 (Redshirt Freshman)

- Saw action in eight games
- Recorded eight tackles, one tackle for loss

2018 (Freshman)

- Saw action in two games



18 KOBY GROSS

TE | 6-2 | 240 | R-JR.

San Ramon, Calif. (FSU)

2022 (Redshirt Junior)

- Transferred from Florida State



19 XAVIER SMITH

WR | 5-10 | 170 | GR.

Haines City, Fla. (Ridge HS)

2022 (Graduate)

- East-West Shrine Bowl 1000 List
- Phil Steele Preseason All-SWAC First Team Offense
- Stats Perform Preseason All-American
- Preseason All-SWAC First Team Offense
- Walter Payton Award Watch List

2021 (Senior)

- HERO Sports Preseason All-American
- STATS Perform Preseason All-American
- Ranked 21st in nation and 3rd in SWAC in receptions per game with 5.8
- Led Rattlers with 64 receptions and 713 receiving yards
- Ranked sixth in the SWAC with 713 receiving yards
- Ranked 7th in SWAC in all-purpose yards per game with 91.45
- Recorded third most receptions in 2021 NCAA single-game and career high (15 at USF)
- Recorded 50+ receiving yards eight times (73 vs. FVSU, 139 at USF, 62 vs. ASU, 72 vs. GSU, 77 at Southern, 103 at UAPB, 82 vs BCU, 87 at SLU)
- Scored first career rushing touchdown (6-yards) in win versus Alabama State

NCAA FCS Active Career Leader Rankings (End of 2021)

- Ranked 4th in receptions per game
- Ranked 6th in receiving yards per game
- Ranked 8th in receptions
- Ranked 13th in receiving yards
- Ranked 32nd in receiving touchdowns
- Ranked 33rd in all-purpose yards

2020 (Junior)

- STATS Perform Preseason All-American
- College Sports Journal FCS Preseason All-American
- HERO Sports Preseason All-American
- All-MEAC Preseason First Team
- Season canceled due to COVID-19

2019 (Sophomore)

- Black College All-American
- AFCA All-America (2nd Team)
- HERO Sports Sophomore All-American
- BOXTOROW All-American
- All-MEAC First Team Offense
- Ranked 5th in nation in receiving yards per game with 105.4
- Ranked 9th in nation in receptions per game with 7
- Ranked 10th in nation in receiving yards with 1,159
- Ranked 16th in nation in receiving touchdowns with 11
- Recorded career-high 201 receiving yards (19th most in FCS NCAA Single-Game in 2021) in win versus Southern
- Recorded season-high 12 receptions in win at Norfolk State
- Recorded 100+ yards receiving in six games (201 vs Southern, 129 vs NCCU, 137 at SC State, 106 vs NCAT, 186 vs DSU, 120 vs Howard)
- Recorded five+ receptions in all but one game (one in win versus Fort Valley State)
- Recorded career-high four touchdown receptions in win versus Delaware State (3rd most in FCS NCAA Single-Game in 2021)

2018 (Freshman)

- Second Team All-MEAC
- Led team in receptions (52) and receiving yards (727)
- Ranked 2nd in MEAC in receiving yards (727) and receiving yards per game (66.1)
- Ranked 3rd in MEAC in receptions per game (4.7)
- Recorded 50+ receiving yards in seven games (83 vs JSU, 63 at NCCU, 59 at NCAT, 58 vs Morgan State, 94 at Howard, 108 vs. SC State, 127 vs. BCU)
- Recorded season-high 127 receiving yards in the Florida Classic versus Bethune-Cookman
- Recorded season-high eight receptions twice (vs. SC State and BCU)
- Scored first career touchdown in win versus Fort Valley State

CAREER STATISTICS AT FAMU

Receiving	G	Rec	Yds	TD	Lg	Rec/G	Avg/C	Avg/G
2021	11	64	713	3	48	5.82	11.14	64.82
2019	11	77	1,159	11	59	7	15.05	105.36
2018	11	52	727	4	39	4.73	13.98	66.09
Total	33	193	2,599	17	59	5.85	13.47	78.76

Rushing	G	Att	Yds	TD	Lg	Avg/C	Avg/G
2021	11	5	4	1	11	0.8	0.36
2019	11	4	36	0	38	9.0	3.27
2018	11	13	59	0	66	4.54	5.36
Total	33	22	99	1	66	4.5	3.00

Returning	G	PR	Yds	Avg/R	KR	Yds	Avg/R	TD
2021	11	9	60	6.66	11	229	20.8	0
2019	11	1	10	10	2	28	14	0
2018	11	0	0	0	8	171	21.4	0
Total	33	10	70	7	21	428	20.4	0



20
JORDAN MOORE
 DB | 5-11 | 210 | JR.
 Yoakum, Texas (Kilgore College)

2022 (Junior)
 • Transferred from Kilgore College



21
MICHAEL WILLIAMS
 WR | 5-8 | 175 | FR.
 Cleveland, Ohio (Benedictine HS)

2022 (Freshman)
 • Signed with Florida A&M out of Benedictine High School




23
TERRELL JENNINGS
 RB | 6-0 | 230 | SR.
 Jacksonville, Fla. (Mandarin HS)

2021 (Junior)
 • Rushed for the second most yards on the team with 517 yards off 105 carries in 12 games played
 • Tied for the most rushing touchdowns with five
 • Scored a rushing touchdown in five different games (9/18 at USF, 10/2 vs. ASU, 10/9 vs. SC State, 10/16 at AAMU, 11/20 vs. BCU)
 • Rushed for career-high 93 yards at USF off six carries
 • Rushed for 50+ yard five times (9/18 at USF, 10/9 vs. SC State, 10/16 at AAMU, 10/30 vs. GSU, 11/20 vs. BCU)

2019 (Freshman)
 • Led team with six rushing touchdowns (fifth most in MEAC)
 • Finished team with third most rushing yards (256) in ten games
 • Scored career-high two touchdowns in wins at Norfolk State (9/28) and at SC State (10/12)
 • Rushed for season-high 57 yards in win versus North Carolina A&T
 • Caught lone receiving touchdown in win at Morgan State

CAREER STATISTICS AT FAMU

Rushing	G	Att	Yds	TD	Lg	Avg/C	Avg/G
2021	12	105	517	5	24	4.92	43.08
2019	10	83	256	6	21	3.08	25.6
Total	22	188	773	11	24	4.11	35.14



24
BEN ONWUZO
 DB | 6-0 | 195 | R-SO.
 Miramar, Fla. (Madonna-Chamindae HS)

2021 (Sophomore)
 • Did not play - redshirted

2020 (Freshman)
 • Season canceled due to COVID-19
 • Signed with Florida A&M from Madonna-Chamindae High School



24
JALIK THOMAS
 DB | 5-11 | 195 | JR.
 Macon, Ga. (Hutchinson CC)

2022 (Junior)
 • Transferred from Hutchinson Community College



25
JAYLEN MCCLOUD
 RB | 6-2 | 230 | R-SR.
 Jacksonville, Fla. (Savannah State)

2021 (Redshirt Junior)
 • Rushed for the third most yards on the team with 257 yards in seven games
 • Rushed for 50+ yards twice (9/18 at USF, 11/20 vs BCU)
 • Rushed for season-high 77 yards in win versus Bethune-Cookman
 • Rushed for a touchdown in three games (10/30 vs. GSU, 11/6 at Southern, 11/20 vs. BCU)
 • Transferred from Savannah State

CAREER STATISTICS AT FAMU

Rushing	G	Att	Yds	TD	Lg	Avg/C	Avg/G
2021	7	56	257	3	33	4.59	36.71
Total	7	56	257	3	33	4.59	36.71



25
SIDARIUS WALKER
 RB | 5-10 | 200 | R-FR.
 Minneola, Fla. (Tennessee Tech)

2022 (Redshirt Freshman)
 • Transferred from Tennessee Tech



26
LAMAR CLARK
 DB | 5-10 | 180 | FR.
 Lynn Haven, Fla. (Mosley HS)

2022 (Freshman)
 • Signed with Florida A&M out of Mosley High School



27 NADARIUS FAGAN

LB | 6-0 | 215 | R-SR.
Goulds, Fla. (Syracuse)

2022 (Graduate)

- Phil Steele Preseason All-SWAC Third Team Defense

2021 (Redshirt Junior)

- Finished fifth on the team with 43 tackles in 12 games
- Recorded career-high eight tackles in win at Southern
- Recorded an interception in win versus SC State
- Recorded 5+ tackles five times (9/11 vs. FVSU, 9/18 at USF, 10/2 vs. ASU, 10/16 at AAMU, 10/30 vs. GSU)
- Scored first career touchdown from 45-yard fumble return in win versus Fort Valley state

2019 (Redshirt Freshman)

- Recorded 20 tackles in 10 ten games played
- Recorded season-high six tackles in win versus Howard
- Recorded first career sack and interception in win versus Fort Valley State

CAREER STATISTICS AT FAMU

Tackles	G	UA	A	Total	TFL	Yds	QBS	YDS	PD	FF	FR	INT
2021	12	25	18	43	4.0	8	0.0	0	2	0	1	1
2019	10	7	13	20	2.5	7	1.0	2	0	0	0	1
Total	22	32	31	63	6.5	15	1.0	2	2	0	1	2



28 JOHNNY CHANEY JR.

LB | 6-2 | 215 | SO.
Orlando, Fla. (Wekiva HS)

2021 (Freshman)

- Recorded 13 tackles in 11 games
- Recorded career-high five tackles in win at UAPB



29 YIRMYAH II

DB | 6-0 | 185 | R-JR.
Apopka, Fla. (Apopka HS)

2021 (Redshirt Sophomore)

- Recorded three tackles in five games played

2020 (Redshirt Freshman)

- Season canceled due to COVID-19

2019 (Freshman)

- Recorded one tackle and forced fumble in two games played



30 KHALIL HUNTER

LB | 6-11 | 205 | FR.
Ft. Lauderdale, Fla. (St. Thomas Aquinas)

2022 (Freshman)

- Signed to Florida A&M out of St. Thomas Aquinas High School



30 CAMERON SIGUR

RB | 5-11 | 187 | FR.
McDonough, Ga. (Eagles Landing HS)

2022 (Freshman)

- Signed to Florida A&M out of Eagles Landing High School



31 ISAIAH LAND

LB | 6-4 | 215 | R-SR.
Buffalo, N.Y. (Grayson HS)

2022 (Redshirt Senior)

- Athlon Sports Preseason All-American
- Black College Football Player of the Year Award Watch List
- BOXTOROW Preseason All-American
- Bruce Feldman's The Athletic's Freak List
- Buck Buchanan Award Watch List
- East-West Shrine Bowl 1000 List
- HERO Sports Preseason All-American
- Phil Steele Preseason All-American
- Phil Steele Preseason All-SWAC First Team Defense
- Phil Steele Preseason SWAC Defensive Player of the Year
- Reese's Senior Bowl Watch List
- Stats Perform Preseason All-American
- Preseason SWAC Defensive Player of the Year
- Preseason All-SWAC First Team Defense

2021 (Redshirt Junior)

- Buck Buchanan Award Winner (National Defensive Player of the Year)
- Led Nation in Sacks (19)
- Led Nation in Tackles for Loss (25.5)
- AFCA All-American (1st Team)
- AP All-American (1st Team)
- Athlon Sports All-American
- FCS Stats Perform All-American (1st Team)
- Hero Sports All-American (1st Team)
- BOXTOROW All-American
- Named SWAC Defensive Player of the Year
- Named to All-SWAC First Team
- Recorded five sacks in win versus South Carolina State (FAMU single-game record)
- Recorded 1.5+ sacks in six games, 2+ in five games, 3+ in three games
- Recorded 1.5+ tackles for loss in nine games, 2+ in six games, 3+ in four games

- Forced three fumbles and recovered one

2020 (Redshirt Sophomore)

- Season canceled due to COVID-19

2019 (Redshirt Freshman)

- Made an appearance in nine games
- Recorded 23 tackles, five tackles for loss, two sacks, and an interception

CAREER STATISTICS AT FAMU

Tackles	G	UA	A	Total	TFL	Yds	QBS	YDS	PD	FF	FR	INT
2021	12	32	11	43	25.5	147	19.0	121	3	3	0	0
2019	9	10	13	23	5	20	2.0	9	1	0	0	1
2018	1	0	1	1	0	0	0.0	0	0	0	0	0
Total	22	42	25	67	30.5	167	21.0	130	4	3	0	1



32

KHALIF COPELAND

DB | 5-10 | 170 | GR.

Jacksonville, Fla. (Indiana State)

2021 (Redshirt Senior)

- Transferred from Indiana State



32

DE'ANDRE FRANCIS

RB | 5-6 | 165 | R-FR.

Miami, Fla. (Rickards HS)

2021 (Freshman)

- Rushed for 56 yards off 11 carries in four games played
- Rushed for season-high 48 yards on eight carries in win versus Fort Valley State
- Redshirted after four games max



33

BRIAN BECK JR.

RB | 6-1 | 205 | FR.

Baton Rouge, La. (University Lab HS)

2022 (Freshman)

- Signed with Florida A&M out of University Lab High School



33

JORDAN CUMBERBATCH

DB | 6-0 | 180 | R-FR.

Miramar, Fla. (Alabama A&M)

2022 (Redshirt Freshman)

- Transferred from Alabama A&M



34

JALON HOWARD

WR | 5-8 | 155 | FR.

Miami, Fla. (Norland HS)

2022 (Freshman)

- Signed with Florida A&M out of Norland High School



34

ROLAND SMITH III

TE | 6-1 | 220 | R-FR.

Miami, Fla. (Florida Memorial)

2022 (Redshirt Freshman)

- Transferred from Florida Memorial



35

JALAN BLACK

TE | 6-3 | 220 | R-JR.

Quincy, Fla. (Air Force Academy)

2021 (Redshirt Sophomore)

- Did not play

2020 (Redshirt Freshman)

- Season canceled due to COVID-19

2019 (Freshman)

- Redshirted



35

RODNEY WILLIAMS

DB | 5-10 | 180 | R-FR.

Miami, Fla. (Miami Columbus HS)

2021 (Freshman)

- Redshirted



36

ANDRE POWELL JR.

DB | 5-11 | 195 | R-FR.

Naples, Fla. (Naples HS)

2021 (Freshman)

- Redshirted

PLAYER PROFILES



37
LERODRICK JAMES

DE | 6-3 | 210 | R-SO.
St. Petersburg, Fla. (Gibbs HS)

2021 (Sophomore)
• Redshirted

2020 (Freshman)
• Season canceled due to COVID-19



38
LAWRENCE MARTINEZ

LS | 6-1 | 215 | R-SO.
Apopka, Fla. (UCF)

2021 (Redshirt Freshman)
• Transferred from UCF



39
JAE LIN BROWN

RB | 6-0 | 200 | FR.
Lake City, Fla. (Columbia HS)

2022 (Freshman)
• Signed with Florida A&M out of Columbia High School



39
TRAVIS MOSS

LB | 5-9 | 195 | R-FR.
Jacksonville, Fla. (Memphis)

2022 (Redshirt Freshman)
• Transferred from Memphis



40
DRE JONES

DL | 6-4 | 277 | GR.
Manchester, Ga. (Abilene Christian)

2022 (Graduate)
• Transferred from Abilene Christian



41
JACK BROOKS

K | FR.
Tallahassee, Fla. (Leon HS)

2022 (Freshman)
• Signed with Florida A&M from Leon High School



42
JOSE ROMO-MARTINEZ

PK | 6-1 | 200 | GR.
Banning, Calif. (Delaware State)

2022 (Graduate)
• BOXTOROW Preseason All-American (K)
• Phil Steele Preseason First Team Special Teams (K)
• Preseason All-SWAC First Team Special Teams (K)

2021 (Redshirt Senior)
• BOXTOROW All-American
• All-SWAC First Team (Kicker)
• Ranked 12th in nation in field goals per game and first in SWAC (1.42)
• Ranked 14th in nation in punt average and first in SWAC (43.35)
• Ranked 45th in nation in scoring per game and 2nd in SWAC (7.1)
• Handled kicking duties all season and punting duties post USF
• 40 punts for average of 43.35
• Had season-high punt of 64 yards
• 14 punts pinned inside the 20
• 10 50+ yard punts
• 17-24 on season with long of 51 yards
• 9-9 for field goals between 20-29
• 2-3 for field goals between 30-39
• 5-11 for field goals between 40-49
• 1-1 for field goals 50+



43
DEONDRI CLARK

DL | 6-3 | 230 | R-FR.
Lakeland, Fla. (Lakeland HS)

2021 (Freshman)
• Redshirted



43

CHRIS FADDOUL

P | 5-11 | 210 | GR.

Wesley Chapel, Fla. (Wiregrass Ranch HS)

2022 (Graduate)

- FCS Punter of the Year Preseason Watch List
- Phil Steele Preseason First Team Special Teams (K)

2021 (Redshirt Senior)

- Named to National Football Foundation Hampshire Honor Society
- HERO Sports Preseason All-American (2nd Team)
- Preseason All-SWAC Special Teams (2nd Team)
- Started in three games before season-ending injury at USF
- Had 11 punts for an average of 45.5 yards
- Had three punts pinned inside 20
- Season-high 56-yard punt in opener versus Jackson State

NCAA FCS Active Career Leader Rankings (End of 2021)

- Ranked 2nd in punt average (44)
- Ranked 24th in total punt yards (6,033)
- Ranked 25th in total punts (137)

2020 (Redshirt Junior)

- William V. Campbell Semifinalist
- STATS Perform Preseason All-American
- Preseason All-MEAC First Team
- College Sports Journal Preseason All-American
- Preseason HERO Sports All-American
- Season canceled due to COVID-19

2019 (Junior)

- Black College All-American
- AFCA All-American (2nd Team)
- STATS Perform All-American (2nd Team)
- AP All-American (3rd Team)
- BOXTOROW All-American
- All-MEAC First Team Special Teams
- Ranked 2nd in nation in punting and first in MEAC (46)
- Had 40 punts for an average of 46 yards
- Career-high 72-yard punt in win versus North Carolina A&T
- Had 19 punts inside 20

2018 (Sophomore)

- AP All-American
- STATS Perform All-American
- BOXTOROW All-American
- HERO Sports All-American (2nd Team)
- All-MEAC First Team
- Ranked 1st in nation in punting (46.8)
- Had 41 punts for an average of 46.8 yards
- Season-high 67-yard punt versus Bethune-Cookman
- Had 17 punts inside 20

2017 (Freshman)

- All-MEAC Third Team
- Had 45 punts for an average of 39.4 yards
- Had 16 punts inside 20

CAREER STATISTICS AT FAMU

Punting	G	Punts	Avg	Yds	I20	TB	Long
2021	3	11	45.5	501	3	3	56
2019	11	40	46	1,841	19	5	72
2018	11	41	46.8	1,920	17	7	67
2017	11	45	39.4	1,773	16	3	55
Total	36	137	44	6,033	55	18	72



44

MALCOLM MAJOR

LB | 5-11 | 271 | R-FR.

Miami Gardens, Fla. (Chaminade-Madonna Prep HS)

2021 (Freshman)

- Redshirted



45

NAY'RON JENKINS

LB | 6-1 | 205 | FR.

Gainesville, Fla. (Bucholz HS)

2022 (Freshman)

- Signed with Florida A&M out of Bucholz High School



46

DAYLEN HALL

RB | 5-7 | 150 | JR.

Indianapolis, Ind. (Cathedral HS)



46

JAN JACKSON

DB | 6-1 | 185 | FR.

Havana, Fla. (Gadsden County HS)



47

SHELDON WALKER

DB | 6-2 | 190 | R-SO.

Tallahassee, Fla. (Tennessee State)

2021 (Redshirt Freshman)

- Transferred from Tennessee State

PLAYER PROFILES



48

KYLE JACKSON

DE | 6-1 | 225 | R-SR.

New Orleans, La. (St. Augustine HS)

2021 (Redshirt Junior)

- Recorded five tackles in seven games played

2020 (Redshirt Sophomore)

- RSeason canceled due to COVID-19

2019 (Redshirt Freshman)

- Recorded four tackles and one sack in five games played
- Recorded first career sack in win versus Fort Valley State

2018 (Freshman)

- Redshirted



49

JORDAN RICH

LB | 6-2 | 200 | R-SO.

Fernandina Beach, Fla. (Alcorn State)

2022 (Redshirt Sophomore)

- Transferred from Alcorn State



51

KHAMARI THOMPSON

OL | 6-4 | 209 | R-JR.

Stockbridge, Ga. (Dutchtown HS)

2021 (Redshirt Sophomore)

- Participated in seven games

2020 (Redshirt Freshman)

- Season canceled due to COVID-19

2019 (Freshman)

- Participated in three games, redshirted



52

MICHAEL WATSON II

LB | 6-2 | 220 | FR.

Fairburn, Ga. (Langston Hughes HS)

2022 (Freshman)

- Signed with Florida A&M out of Langston Hughes High School



54

DEVIN SMITH

LB | 6-2 | 225 | FR.

Jacksonville, Fla. (Riverside HS)

2022 (Freshman)

- Signed with Florida A&M out of Riverside High School



54

BRYCE TURNER



55

MICHAEL MARSHALL

DL | 6-4 | 280 | R-FR.

Miami, Fla. (Northwestern HS)

2021 (Freshman)

- Saw action in two games, recorded two tackles, redshirted



56

BRYAN CRAWFORD

OL | 6-2 | 305 | GR.

Pahokee, Fla. (Pahokee HS)

2021 (Redshirt Senior)

- Participated in six games

2020 (Redshirt Junior)

- Season canceled due to COVID-19

2019 (Redshirt Sophomore)

- Participated in three games

2018 (Redshirt Freshman)

- Participated in ten games

2017 (Freshman)

- Redshirted



57
JUSTIN COOKS
 DL | 6-5 | 245 | R-JR.
 Tampa, Fla. (Durant HS)

2021 (Redshirt Sophomore)
 • Recorded 11 tackles, 1.5 TFL, and 0.5 sack in ten games

2020 (Redshirt Freshman)
 • Season canceled due to COVID-19

2019 (Freshman)
 • Recorded two tackles in one game played, redshirted



58
JUSTIN PORTER
 LB | 6-0 | 215 | R-FR.
 Bradenton, Fla. (Carson Newman University)

2022 (Redshirt Freshman)
 • Transferred from Carson Newman University



58
TYLER RILEY
 LS | 5-10 | 230 | FR.
 Tallahassee, Fla. (Lincoln HS)

2022 (Freshman)
 • Signed with Florida A&M out of Lincoln High School



60
LAFONZO RUFFIN JR.
 DL | 6-0 | 275 | R-FR.
 Overtown, Fla. (Jackson State)

2022 (Redshirt Freshman)
 • Transferred from Jackson State



61
JALEN GOSS
 OL | 6-7 | 270 | GR.
 Valdosta, Ga. (Florida State)

2022 (Graduate)
 • Transferred from Florida State



62
CHARLES DAVIS
 OL | 6-4 | 290 | R-FR.
 Marianna, Fla. (Marianna HS)

2021 (Freshman)
 • Redshirted



63
RICKY TAYLOR
 OL | 6-1 | 275 | R-FR.
 Miami, Fla. (Northwestern HS)

2021 (Freshman)
 • Redshirted



64
DARIYON WEEDEN
 OL | 6-3 | 310 | JR.
 Oklahoma City, Ok. (Cisco College)

2022 (Junior)
 • Transferred from Cisco College



65
TOMMY BRIDGEWATER JR.
 OL | 6-2 | 285 | FR.
 Jacksonville, Fla. (First Coast HS)

2022 (Freshman)
 • Signed with Florida A&M out of First Coast High School



66
TJ DEMAS
 OL | 6-2 | 290 | FR.
 Clearwater, Fla. (Clearwater Central Catholic HS)

2022 (Freshman)
 • Signed with Florida A&M out of Clearwater Central Catholic High School

PLAYER PROFILES



68
CHAD BROOKS

OL | 6-5 | 290 | R-FR.
St. Petersburg, Fla. (Gibbs HS)

2021 (Freshman)
• Redshirted



69
TJ LEE

OL | 6-3 | 315 | SO.
Quincy, Fla. (Gadsden Co. HS)

2021 (Freshman)
• Participated in seven games



72
TORYQUE BATEMAN

OL | 6-8 | 305 | R-SR.
Gadsden, Ala. (Troy)

2022 (Redshirt Senior)
• Transferred from Troy



73
KENDARIUS CUNNINGHAM

OL | 6-4 | 315 | R-SO.
St. Petersburg, Fla. (Gibbs HS)

2021 (Redshirt Freshman)
• Participated in five games

2020 (Freshman)
• Season canceled due to COVID-19



75
MORGAN MOORE

OL | 6-5 | 275 | R-SR.
Midwest City, Okla. (Texas State)

2022 (Redshirt Senior)
• Transferred from Texas State



76
CAMERON COVIN

OL | 6-4 | 285 | R-SR.
Leesburg, Ga. (Lee County HS)

2022 (Redshirt Senior)
• Phil Steele Preseason All-SWAC Third Team Offense
• Preseason All-SWAC Second Team Offense

2021 (Redshirt Junior)
• Started 11 games
• Offensive line ranked first in sacks allowed in SWAC

2020 (Redshirt Sophomore)
• Season canceled due to COVID-19

2019 (Redshirt Freshman)
• Participated in three games

2018 (Freshman)
• Redshirted



77
CESAR REYES

OL | 6-5 | 315 | R-SO.
Tampa, Fla. (South Florida)

2022 (Redshirt Sophomore)
• Transferred from the University of South Florida



78
MYRON WARD

OL | 6-3 | 300 | FR.
Tallahassee, Fla. (Rickards HS)

2022 (Freshman)
• Signed with Florida A&M out of Rickards High School



79
CHRISTOPHER WILLIAMS

OL | 6-5 | 335 | R-FR.
Tallahassee, Fla. (Florida State)

2022 (Redshirt Freshman)
• Transferred from Florida State



80
MICHAEL TOWNSEND
 ATH | 5-10 | 175 | FR.
 Tallahassee, Fla. (Rickards HS)

2022 (Freshman)

- Signed with Florida A&M out of Rickards High School



81
KAMARI YOUNG
 TE | 6-3 | 240 | R-JR.
 Tallahassee, Fla. (Godby HS)

2022 (Redshirt Junior)

- Phil Steele Preseason All-SWAC Third Team Offense

2021 (Redshirt Sophomore)

- Started 12 games
- Averaged 20 yards per reception
- Recorded seven receptions for 140 yards and four touchdowns
- Caught a touchdown in four different games (vs. FVSU, vs. ASU, vs. SC State, at Southern)
- Caught career-long 49-yard pass for a touchdown in win versus Alabama State
- Caught freshman quarterback Junior Muratovic first career touchdown in win versus Fort Valley State

2020 (Sophomore)

- Season canceled due to COVID-19

2019 (Freshman)

- Played in 11 games
- Recorded 15 receptions for 191 yards and one touchdown
- Caught first career touchdown in win versus SC State
- Caught career-high 54-yards in win at Morgan State
- Recorded 2+ receptions in five games

CAREER STATISTICS AT FAMU

Receiving	G	Rec	Yds	TD	Lg	Rec/G	Avg/C	Avg/G
2021	12	7	140	4	49	0.58	20	11.67
2019	11	15	191	1	29	1.36	12.73	17.36
Total	23	22	331	5	49	0.96	15.05	14.39



82
CE'ZAUN ENGE
 WR | 5-10 | 185 | SO.
 Chicago, Ill. (Minnesota State Community and Technical College)

2022 (Sophomore)

- Transferred from Minnesota State Community and Technical College



83
DARIAN OXENDINE
 WR | 5-10 | 170 | R-JR.
 Jacksonville, Fla. (UT-Martin)

2021 (Redshirt Sophomore)

- Recorded six receptions for 44 yards in six games played
- Recorded 120 kick return yards on five returns with a long of 41
- Recorded seven rushing yards on two carries
- Transferred from UT-Martin



84
JERMAINE HAWKINS
 WR | 6-2 | 175 | SO.
 Miami, Fla. (Killian HS)

2021 (Freshman)

- Participated in seven games
- Finished season with four receptions for 95 yards and three touchdowns
- Recorded two receptions for 72 yards and two touchdowns in win at Arkansas-Pine Bluff
- Caught FAMU season-long 68-yard pass for touchdown in win at Arkansas-Pine Bluff
- Averaged a team-high 23.75 yards per reception



85
DAVID MANIGO
 WR | 6-3 | 190 | R-SR.
 Decatur, Ga. (Towers HS)

2021 (Redshirt Junior)

- Saw action in all 12 games
- Finished season with 31 receptions for 365 yards and one touchdown
- Caught season-high seven receptions for 82 yards in win versus SC State
- Had 50+ receiving yards in three games (9/18 at USF, 10/9 vs. SC State, 11/13 at UAPB)
- Caught career-long 42-yard pass in win at Arkansas-Pine Bluff
- Caught lone touchdown in FCS Playoff game at SLU

2020 (Junior)

- Season canceled due to COVID-19

2019 (Sophomore)

- Saw action in eight games
- Caught career-high 41 receptions
- Caught career-high 575 yards
- Caught career-high five touchdowns
- Finished second on team in receptions, receiving yards, and touchdowns
- Had first career 100-yard game and touchdown in win versus Fort Valley State (seven receptions, 100 yards, one touchdown)
- Caught career-highs 11 receptions for 136 yards
- Had 50+ receiving yards in six games (9/14 vs. FVSU, 9/21 vs.

PLAYER PROFILES



Southern, 9/28 at Norfolk State, 10/5 vs. NCCU, 10/12 at SC State, 10/20 vs. NCAT)

- Caught a touchdown in five games (9/14 vs. FVSU, 9/28 at Norfolk State, 10/5 vs. NCCU, 10/20 vs. NCAT, 11/23 vs. BCU)

2018 (Freshman)

- Saw action in five games
- Caught six passes for 51 yards

CAREER STATISTICS AT FAMU

Receiving	G	Rec	Yds	TD	Lg	Rec/G	Avg/C	Avg/G
2021	12	31	365	1	42	2.58	11.77	30.42
2019	8	41	575	5	40	5.12	14.02	71.88
2018	5	6	51	0	13	1.2	8.5	10.2
Total	25	78	991	6	42	3.12	12.71	39.64



90

RICHARD SUMMERS

DL | 6-2 | 345 | R-SR.

Tallahassee, Fla. (Godby HS)

2021 (Redshirt Junior)

- Saw action in seven games
- Recorded six total tackles (three solo, three assisted)

2020 (Redshirt Sophomore)

- Season canceled due to COVID-19

2019 (Redshirt Freshman)

- Saw action in ten games
- Recorded 12 total tackles (two solo, ten assisted)
- Recorded career-high four tackles in win at Morgan State

2018 (Freshman)

- Participated in four games
- Recorded six tackles (four solo, two assisted)
- redshirted



92

GENTLE HUNT

DL | 5-11 | 290 | R-SO.

High Springs, Fla. (Gainesville HS)

2022 (Redshirt Sophomore)

- Phil Steele Preseason All-SWAC First Team Defense

2021 (Redshirt Freshman)

- Saw action in ten games
- Recorded 27 total tackles (18 solo, 9 assisted)
- Recorded eight tackles for loss (seven solo, two assisted)
- Recorded five sacks
- Returned a fumble 46-yards for a touchdown in the Florida Classic win versus Bethune-Cookman.
- Recorded season-high six tackles and two sacks twice (10/16 at AAMU, 11/27 at SLU)
- Recorded season-high 2.5 tackles for loss in win at Alabama A&M
- Recorded 2+ tackles for loss three times (10/16 at AAMU, 10/30 vs. GSU, 11/27 at SLU)

2020 (Freshman)

- Season canceled due to COVID-19

CAREER STATISTICS AT FAMU

Tackles	G	UA	A	Total	TFL	Yds	QBS	YDS	PD	FF	FR	INT
2021	10	18	9	27	8	42	5.0	35	0	0	1	0
Total	10	18	9	27	8	42	5.0	35	0	0	1	0



87

CHRISTIAN JONES

WR | 6-0 | 155 | R-SO.

Tampa, Fla. (Jesuit HS)

2021 (Sophomore)

- Redshirted

2020 (Freshman)

- Season canceled due to COVID-19



88

NICHOLAS DIXON

WR | 6-2 | 210 | R-SR.

Jacksonville, Fla. (Godby HS)

2021 (Redshirt Junior)

- Participated in ten games
- Finished season with six receptions for 48 yards and one touchdown
- Caught first career touchdown in win at Arkansas-Pine Bluff
- Caught career-long 21-yards reception in win at Alabama A&M

2020 (Redshirt Sophomore)

- Season canceled due to COVID-19

2019 (Redshirt Freshman)

- Did not play due to injury

2018 (Freshman)

- Participated in three games
- Caught one pass for 16 yards
- Had one rush for ten yards



89

CAM SHELTON

TE | 6-4 | 245 | R-JR.

Milton, Fla. (Delta State)

2022 (Redshirt Junior)

- Transferred from Delta State



93
DONALD HALL

DL | 6-3 | 315 | R-SR.

Olive Branch, Miss. (Mississippi Gulf Coast CC)

2021 (Redshirt Junior)

- Saw action in six games
- Recorded six total tackles (three solo, three assisted)

2020 (Junior)

- Season canceled due to COVID-19
- Transferred from Mississippi Gulf Coast Community College



94
JOLAN GILLEY

DL | 6-1 | 295 | R-JR.

Tallahassee, Fla. (FSU HS)

2021 (Redshirt Sophomore)

- Did not participate

2020 (Redshirt Freshman)

- Season canceled due to COVID-19

2019 (Freshman)

- Participated in one game



95
ABU BANGURA

DL | 6-3 | 255 | R-SR.

Stockbridge, Ga. (Stockbridge HS)

2021 (Redshirt Junior)

- Did not participate

2020 (Redshirt Sophomore)

- Season canceled due to COVID-19

2019 (Redshirt Freshman)

- Participated in two games and recorded two tackles

2018 (Freshman)

- Participated in two games and recorded three tackles



96
ANTHONY DUNN JR.

DL | 6-4 | 250 | R-FR.

Sanford, Fla. (Marshall)

2022 (Redshirt Freshman)

- Transferred from Marshall



97
KAMARI STEPHENS

DL | 6-3 | 270 | R-JR.

Jacksonville, Fla. (Sandalwood HS)

2021 (Redshirt Sophomore)

- Participated in 11 games
- Finished season with three tackles, one tackle for loss, and 0.5 sack

2020 (Redshirt Freshman)

- Season canceled due to COVID-19

2019 (Freshman)

- Participated in one game, redshirted



98
STANLEY MENTOR

DL | 6-2 | 320 | R-JR.

Orlando, Fla. (Lane College)

2021 (Redshirt Junior)

- Participated in 10 games
- Finished season with 13 tackles, 2.5 tackles for loss, and 2.5 sacks
- Recorded season-high five tackles and two sacks in Florida Classic win versus Bethune-Cookman

2020 (Junior)

- Season canceled due to COVID-19
- Transferred from Lane College



99
JAMES ASH

DL | 6-3 | 285 | R-SO.

Tampa, Fla. (Wake Forest)

2022 (Redshirt Sophomore)

- Transferred from Wake Forest




99
LEONARDO ZUAZO

K | 5-9 | 175 | R-FR.

Miami, Fla. (Northwestern HS)

2021 (Freshman)

- Redshirted



COACHING STAFF

Head Coach Willie Simmons
Assistant Coaches
Support Staff

36-38
39-48
49-50



WILLIE SIMMONS

HEAD COACH | FIFTH SEASON AT FAMU | 24-10 (18-4)

Willie Simmons was named the 18th full-time head football coach in the history of the Florida A&M University storied program on December 12th, 2017. Simmons enters his fifth season with the Rattlers (24-10, 18-4) in 2022 (the 2020 season was canceled due to COVID-19).

Simmons, a native of Quincy, was a phenomenal prep athlete at Shanks High School, before embarking on a stellar collegiate football playing career that featured stints at Clemson University and The Citadel (S.C.). Simmons comes to Florida A&M University from Prairie View A&M (Tex.) University of the Southwestern Athletic Conference (SWAC), where he spent three seasons (2015-2017) as head football coach. Simmons is considered one of the most creative and innovative offensive minds in the collegiate game.

In 2021, Simmons led the Rattlers to another nine-win season as they finished with a 9-3 record and made the FCS Playoffs for the first time since 2001. The Rattlers finished the season ranked as the number one HBCU in the final NCAA Power Rankings. The biggest win of the season came in the regular-season finale when the Rattlers dominated the Wildcats 46-21 in the Florida Classic. Simmons coached Isaiah Land, who led the nation in sacks and tackles for loss and won several honors, including the Buck Buchanan Award (National Defensive Player of the Year) and SWAC Defensive Player of the Year. Simmons coached nine players to the All-SWAC Team, six BOXTOROW All-Americans, four FCS Stats Perform All-Americans, three HERO Sports All-Americans, two AFCA All-Americans, and two AP All-Americans. Simmons also coached safety Markquese Bell, who signed as an undrafted free agent with the Dallas Cowboys. In 2021, Simmons led the Rattlers to 22 national top-25 statistical rankings.

In 2019, Simmons brought the Rattlers back to national prominence, leading them to a 9-2 record (6th best winning percentage in the nation) and winning the 2019 HBCU National Championship. They finished the season ranked No. 24 in the country (STATS and Coaches' Poll) and ranked as high as No. 12 in the nation (STATS Poll, week 12). The

biggest win of the season came against North Carolina A&T (Celebration Bowl Champion and ranked No. 10 in the nation at the time of playing).

The Rattlers' air attack was unstoppable during the 2019 season, as their passing offense ranked No. 17 in the nation (291.1 YPG), team passing efficiency rated No. 22 (148.51), and the scoring offense ranked No. 26 (32.7 PPG).

On top of having one of the best passing attacks in the nation, the Rattlers were among the best when it came to turnovers (No. 21 in the country for turnover margin (.64)), converting 3rd downs (No. 13 in the nation (45%)), and keeping the quarterback upright (No. 4 in the country (.73)). Defensively, the Rattlers were shutting down opposing offenses. They ranked No. 21 in team passing efficiency defense (118.7), No. 25 in rushing defense (129.4 YPG), No. 42 in total defense (361.7 YPG), and No. 16 in passes intercepted (15).

Simmons coached a MEAC high six student-athletes to the All-MEAC First Team and nine total for all three teams. Also, Quarterback Ryan Stanley was named the MEAC Offensive Player of the Year.

In Simmons' first season as the Rattlers' head coach, the Rattlers saw an improvement in conference wins (from 2-6 to 5-2), total offense (No. 74 / 345.5 YPG to No. 57 / 391.2 YPG), total defense (No. 60 / 365 YPG to No. 34 / 354.8 YPG), and scoring defense (No. 81/28.1 PPG to No. 23 / 22.1 PPG).

Simmons coached three student-athletes to the All-MEAC First Team and 11 total for all three teams.

During his tenure at Prairie View A&M (PVAMU), Simmons revived the flagging fortunes of the Panthers. Simmons elevated them to prime contender status in the rugged SWAC Western Division, which featured perennial Black College heavyweights, Grambling State and Southern University.

COACHING STAFF



Simmons fashioned a 21-11 overall record and a 19-6 league record, highlighted by an 8-2 debut campaign in 2015, which included an 8-1 runner up finish in the division to eventual division champion Grambling State, after dropping a sizzling 70-54 wild west shootout in the State Fair Classic in Dallas, Texas.

Simmons worked three seasons at Alcorn State (2012-14) under Jay Hopson and immediately helped initiate a meteoric revival of a proud Braves gridiron program, which had won just (2) games the previous season.

The 2014 campaign was an even better year for Simmons and the Braves, as they won the Southwestern Athletic Conference Championship over Southern University and were named Black College National Champions. Before his successful run at Alcorn, Simmons' first full-time work as an assistant coach on the college level came at Middle Tennessee State University in Murfreesboro (2007-11), under head coach Rick Stockstill, who recruited Simmons to

Clemson.

After three seasons as the running backs coach at MTSU, Simmons was promoted to Pass Game Coordinator. The following season, he was promoted to Offensive Coordinator. By the age of 30, he was one of the youngest coordinators at the FBS level.

Simmons began his coaching career in 2005 at Lincoln High School in Tallahassee, Fla., where he coached the quarterbacks and was also the Passing Game Coordinator. There he had the opportunity to coach former NFL and USF quarterback B.J. Daniels. After one season, he was brought back to his alma mater Clemson as a Graduate Assistant Coach working with the quarterbacks in 2006.

Simmons had a highly distinguished prep career at Quincy's James Shanks High School, earning All-American honors as a quarterback (ranked No. 10 quarterback nationally). Simmons led the Tigers to their first district championship in 22



years and named Big Bend Offensive Player of the Year after throwing for 2,505 yards and 32 touchdowns.

He received over 25 scholarship offers, signing with Clemson, where he lettered three years (2000-2002), participating in four bowl games (Peach, Gator, Humanitarian, and Tangerine.)

Simmons earned a bachelor's degree in Services (Sports) Marketing from Clemson in the spring of 2002, just three years after he enrolled, the fastest any football player has ever graduated from the university.

Simmons initially transferred to Florida A&M University in Tallahassee, FL, for his senior season. After being deemed ineligible to compete because FAMU was in provisional status as a Division I-A (now FBS) program, he enrolled at The Citadel (S.C.), where he garnered All-Southern Conference First Team honors after leading the Bulldogs to a 6-6 record (the first non-losing season in 10 years.)

Under Simmons' leadership, The Citadel also accomplished a feat that had only been done by Marshall University, which was to defeat Furman, Appalachian State, and Georgia Southern in the same season.

After Simmons' college career, he played one season of Arena Football in the United Indoor Football League for the Sioux City Bandits.

Willie Roman Simmons was born in Quincy, Fla., on October 12th, 1980, to Willie and Phyllis Simmons. He is the youngest of three children and the only son. Simmons is married to the former Shaia Rene Beckwith (also a Quincy native), who is a two-time graduate of Florida A&M University. They have six children, Louis III, Amerie, Raven, Shailoh, Wraylon, and Truth.



THE SIMMONS FILE

Hometown: Quincy, Fla.

College: Clemson University, 2002; The Citadel, 2003

Degree: Sports Marketing, Clemson University, 2002

Birthdate: October 12, 1980

Wife: Shaia

Children: Louis III, Amerie, Raven, Shailoh, Wraylon, and Truth

Coaching History

Year	School (Title)
2005	Lincoln (Fla.) HS (Passing Game Coordinator / Quarterbacks)
2006	Clemson (Graduate Assistant)
2007-09	Middle Tennessee State University (Running Backs)
2010	Middle Tennessee State University (Passing Game Coordinator / Running Backs)
2011	Middle Tennessee State University (Offensive Coordinator / Running Backs)
2012-14	Alcorn State (Offensive Coordinator / Running Backs)
2015-17	Prairie View A&M (Head Coach)
2018-	Florida A&M (Head Coach)





JAMES SPADY

Associate Head Coach / Tight Ends | Fifth Season at FAMU



SPADY FILE

Hometown: San Antonio, Texas
 College: UTEP, 1995
 Birthdate: January 5, 1966
 Wife: Barbara
 Children: Aidine, Jalen, Mason

Coaching Career

1993-95	UTEP Graduate Assistant
1996-99	UTEP Tight Ends
2000-03	UTEP Defensive Line
2004-05	South Carolina State Offensive Line
2006	North Carolina Central Offensive Line
2007-09	Grambling State Offensive Coordinator / Offensive Line
2010-13	Nevada Tight Ends
2014-2017	Alabama A&M Head Coach
2018-	Florida A&M Associate Head Coach, Tight Ends & Special Teams

James Spady became the Associate Head Coach (special teams and tight ends) for the football program at Florida A&M University in January 2018.

Spady made his biggest impact on the punter, Chris Faddoul, as he ranked No. 1 in the nation in yards per punt (46.8) in '18 and No. 2 in the nation in yards per punt (46) in '19. Faddoul was named to the 2018 Associated Press All-America team - First Team, and the 2019 Associated Press All-America Team – Second Team.

In 2019, Spady continues to make improvements to the kick return game for the Rattlers after improving it from No. 73 in the nation to No. 39 in the nation in his first season, to further improve it to No. 33 in the nation in 2019.

In Spady's first season with the Rattlers, he improved the special team in blocked kicks (1 in '17 to 5 in '18), kickoff returns (19.47 YPR in '17 to 21.74 YPR in '18), net punting (36.7 in '17 to 37.41 in '18), and return touchdowns (0 in '17 to 1 in '18).

Before joining the Florida A&M staff, Spady spent four years as head coach at Alabama A&M University (2014-2017).

He began his coaching career at UTEP as an offensive line graduate assistant. Then, he was

hired as a tight ends coach in 1995. In 1999, Spady converted to defensive line coach, returning to coaching tight ends in 2002. He was exposed to the MEAC as he spent two seasons as offensive line coach at South Carolina State from 2004-2005 and North Carolina Central in 2006. His SWAC experience came in 2007-2009 as he was offensive coordinator and offensive line coach at Grambling State University. From 2010-2013, he was a tight ends coach and offensive line coach at the University of Nevada.

Spady graduated from the University of Texas at El Paso (UTEP) in 1995 with a bachelor's degree in Criminal Justice. As a player, he was 1st Team All-WAC (1987/1988) and earned a spot on the UTEP All-Centennial Team after starting all four years. He went on to a career in the Arena Football League before returning to the coaching ranks.

Spady was born in Biloxi, MS, and lists San Antonio, TX, as his hometown. Spady is a member of Phi Beta Sigma Fraternity, Inc., and currently resides in Tallahassee, FL with his wife Barbara. They have three children, Aidine, Jalen, and Mason.



BILLY ROLLE

Special Assistant to the Head Coach / Nickelbacks | Fifth Season at FAMU



ROLLE FILE

Hometown: Miami, Fla.
 College: FAMU, 1984
 Birthdate: July 6, 1961
 Wife: Loretta
 Children: Billy, Sheree'

Coaching Career

1985-88	Miami Edison Senior HS Defensive Backs
1993-96	Miami Northwestern HS Defensive Coordinator
1996-2001	Miami Northwestern HS Head Coach
2001-07	Miami Killian Senior HS Head Coach
2007-11	Miami Northwestern HS Head Coach
2014-15	Coral Reef Senior HS Head Coach
2015-17	Miami Southridge HS Head Coach
2018-	Florida A&M Special Assistant to the Head Coach / Nickelbacks

Billy Rolle joined the Florida A&M football staff in 2018 following an illustrious head coaching career, leading multiple Miami high school teams to state championships. Rolle serves as the assistant head coach and defensive backs coach.

Rolle, a native of Miami, had a stellar career as a Rattler defensive back under College Football Hall of Fame member, head coach Rudy Hubbard from 1980-1984.

The Coral Gables High School graduate accepted a scholarship to pursue his collegiate career at FAMU, where he graduated in 1984 with a B.S. in Physical Education. He went on to play in the United States Football League (USFL) and for the Montreal Alouettes of the Canadian Football League (CFL).

The Miami native made his mark in historic fashion as a high school head coach in his hometown. During his record-setting career, he earned the distinction of being the only coach to win state championships in football at three different high schools.

Rolle developed multiple division I and NFL players while coaching in Miami. Teddy Bridgewater, Amari Cooper and Jacory Harris are a few of the standout athletes to excel with the propulsion of his tutelage.

Rolle has won a total of four state championships. He led Northwestern to state titles in 1998 and 2007. The 2007 championship with Harris at the helm also resulted in a national championship. Rolle led Killian to its lone state title in 2004. His record-setting championship came when Southridge won the 2016 FHSAA state championship, making it the third different team he led to titles. He also participated in Northwestern's first state championship as defensive coordinator in 1995.

Rolle is married to his college sweetheart, Loretta Brown Rolle and has two children Billy & Sheree'.



RYAN SMITH

Assistant Head Coach / Defensive Coordinator / Linebackers | Fifth Season at FAMU



Ryan Smith joined the Florida A&M coaching staff in 2018, serving as the linebackers coach, recruiting coordinator and director of player personnel. In 2020, Smith was elevated to Co-Defensive Coordinator.

Tracey. They have two children, Brady and Jordan.

SMITH FILE

Hometown: Perry, Fla.
 College: Valdosta State, 1999
 Birthdate: July 1, 1976
 Wife: Tracey
 Children: Brady and Jordan

Coaching Career

2015	Alabama
	Offensive Quality Control
2016-18	Florida
	Assistant Recruiting Coordinator
2018-	Florida A&M
	Assistant Head Coach / Defensive Coordinator / Linebackers

Prior to joining the Rattlers, Smith served as the assistant recruiting coordinator at the University of Florida under former head coach Jim McElwain from 2016 to 2018.

In 2015, Smith served as an offensive quality control coach under Nick Saban at the University of Alabama. During his time in Tuscaloosa, Alabama won the 2015 College Football Playoff National Championship and produced a Heisman Trophy winner, running back Derrick Henry.

Before joining the collegiate coaching ranks, the Perry, Fla. native served as the head coach of three high school football programs in the state of Florida. He worked at Gainesville High School, Deland High School and his alma mater, Taylor County High School.

Smith lettered in football at Valdosta State where he played defensive line. He became a student assistant in 1999. He earned a B.A.Sc in Health and Physical Education Fitness.

Smith, is married to his wife



JOSEPH HENRY

Offensive Coordinator / Offensive Line | Second Season at FAMU

HENRY FILE

Hometown: Little Rock, Ark.
 College: Arkansas, 2009
 Birthdate: April 4, 1987
 Wife: Grace
 Children: Linley, Ford, Garrett

Coaching Career

2010-12	Arkansas Graduate Assistant
2013	UAB Fullbacks / Tight End
2014	Birmingham Southern College Defensive Line
2015-17	Prairie View A&M Special Teams Coordinator / Tight Ends
2018	Florida A&M Running Backs / Passing Game / Punt Coordinator
2019	Missouri Offensive Line / Tight Ends
2020	Arkansas Offensive Line
2021	LSU Offensive Line
2022-	Florida A&M Offensive Coordinator / Offensive Line

Joseph Henry re-joins Coach Willie Simmons' staff as the offensive coordinator and offensive line coach after spending the past three seasons coaching offensive lines in the SEC.

Henry was an offensive line coach for the LSU Tigers in 2021, including coaching the position exclusively during LSU's bowl preparation and game. In the 2021 TaxAct Texas Bowl, LSU rushed for 170 yards against a stingy Kansas State defense that had previously allowed just over 100 yds per game. Senior guard Ed Ingram earned All-SEC honors in 2021, and Henry mentored three LSU linemen who were drafted in the 2022 NFL Draft: Ingram in the 2nd round by the Minnesota Vikings, Austin Deculus in the 6th round by the Houston Texans, and Chasen Hines in the 6th round by the New England Patriots.

Before LSU, Henry served as an offensive line coach at the University of Arkansas in 2020. In addition to game-planning runs and protections, Henry served as an advance scout for each new opponent.

In 2019, Henry split time working with the offensive line and tight ends at the University of Missouri.

Henry returns to the Highest of Seven Hills, where he previously served on Coach Simmons' inaugural staff as the pass game coordinator, running backs coach, and punt coordinator in 2018. Under Henry's mentorship, junior RB Deshawn Smith earned 2nd team All-MEAC honors after securing the starting role halfway through the season. Smith burst onto the scene as a feature back, averaging over seven yards per carry. Sophomore punter Chris Faddoul led the nation in punting that same season, averaging 46.8 yards per punt during his 2018 campaign. Faddoul's efforts were rewarded by being selected as the first-team AP FCS All-American punter and first-team All-MEAC. He was the first Rattler to earn this national distinction since 2009.

Before his first stint at FAMU, Henry served on Coach Simmons' inaugural head coaching staff at Prairie View A&M University for three seasons, from 2015 to 2017.

Henry spent the 2014 season as the defensive line coach at Birmingham-

Southern College. Henry mentored these senior defensive linemen (Paden Gaines, Wesley Hansard, and Connor Shannon) to earn All-SAA Conference honors.

As the tight ends and fullbacks coach at UAB in 2013, Henry's Blazers caught 37 passes for 374 yards and four touchdowns, averaging 10 yards per reception under his tutelage.

In 2010 and 2011, Henry began his coaching career as an assistant at his alma mater on the offensive side of the ball.

Throughout his coaching career, Henry has coached nine players who went on to play in the NFL (eight draft picks).

Henry traveled to the Northeast to take part in NFL OTAs with the New England Patriots and New York Giants in 2019. He has also actively taken part in the AFCA Professional Development Series. He earned two bachelor's degrees, one in finance and one in marketing, from Arkansas in 2009 and his master's degree from Arkansas in human resources and workforce development in 2017.

Throughout Henry's five seasons as a player at Arkansas (2005-2009), the Razorbacks won 35 games, including a ten-win season and the SEC Western Division Championship in 2006. That squad finished 10-4 overall, 7-1 in the SEC, and is the only team in school history to win seven SEC games in a single season. Henry played in the 2007 CapitalOne Bowl, the 2008 Cotton Bowl, and the 2010 Liberty Bowl. He began his playing career at Arkansas as a walk-on but earned a scholarship before the 2008 season.

A native of Little Rock, Arkansas, Henry was a letterman in football, basketball, and soccer at Little Rock Central High School. He played tight end and punter, helping lead his team to a 23-1 record and two consecutive state championships (2003-2004). During his senior season, Henry served as a team captain, earned All-Conference honors as a tight end, and had the best punting average in Arkansas.

He is married to Grace Henry, and the couple has three children together: daughter Linley and sons Ford and Garrett.



CHILI DAVIS

Special Teams Coordinator | First Season at FAMU



DAVIS FILE

Hometown: Chester, Va.
 College: Campbell, 2012
 Birthdate: February 17, 1990
 Wife: Kiandra Brooks

Coaching Career

2012-14	Campbell Special Assistant to the Head Coach
2015	Louisiana Tech Offensive Graduate Assistant
2016	Fordham Outside Linebackers
2017-20	New Mexico State Special Teams Assistant / Inside Receivers
2021	Washington Special Teams Assistant
2022-	Florida A&M Special Teams Coordinator

Chili Davis begins his first season as the Special Teams Coordinator at Florida A&M University.

Davis comes to Florida A&M after spending the past season as the quality control analyst for special teams at the University of Washington.

Before his time at Washington, Davis coached the inside receivers, served as the assistant special teams coordinator, and oversaw the tight ends at New Mexico State.

The Chester, Virginia, native was elevated to a full-time assistant coaching position after serving as an offensive graduate assistant during NM State's historic 2017 season. Davis, who worked primarily with the wide receivers, was part of the coaching staff that helped the Aggies snap their 57-year bowl drought and defeat Utah State, 26-20, in overtime in the NOVA Home Loans Arizona Bowl.

Before arriving at NM State, Davis spent the 2016 season at Fordham, where he coached the cornerbacks. The Rams finished 8-3 on the year, winning six of their last seven games.

Davis spent the 2015 season at Louisiana Tech and served as an offensive graduate assistant on head coach Skip Holtz's staff, mainly working with the running

backs. The Bulldogs went on to play in the New Orleans Bowl that year, defeating Arkansas State, 47-28, and finishing the season 9-4.

Davis, who graduated from Campbell in 2012 with a bachelor's degree in business administration, played defensive back for the Camels from 2008-11. He got his start in the coaching ranks in 2012, spending three seasons as an assistant to the head coach at his alma mater.

He is married to the former Kiandra Brooks.



JAMES COLZIE III

Defensive Pass Game Coordinator / Cornerbacks | First Season at FAMU

COLZIE FILE

Hometown: Miami, Fla.
 College: Florida State, 1997
 Birthdate: December 8, 1974
 Wife: Marisa

Coaching Career

1999-2004	FIU Cornerbacks / Assistant Special Teams Coordinator
2004-2006	FSU Cornerbacks / Defensive Graduate Assistant
2007-2008	Valdosta State Special Teams Coordinator / Defensive Backs
2008-2012	West Georgia Assistant Head Coach / Defensive Coordinator / Special Teams Coordinator / Defensive Backs
2012-2013	Southern Arkansas Recruiting Coordinator / Special Teams Coordinator / Defensive Backs
2013-2014	Simon Fraser Defensive Coordinator / Defensive Backs
2014-2015	Coffeyville CC Devensive Coordinator / Special Teams Coordinator / Defensive Backs
2015-2016	University of British Columbia Defensive Coordinator / Defensive Backs
2016-2021	Saint Mary's (Canada) Head Coach
2022-	Florida A&M Pass Game Coordinator / Cornerbacks

Head Coach Willie Simmons welcomed veteran coach James Colzie III to Florida A&M in August 2022.

James Colzie III has been proving himself in the college football world for the last 23 seasons. He has worked and played for some of the best coaches in the business, a list that includes Bobby Bowden, Mickey Andrews, Romeo Crennel, Emmitt Thomas, Blake Nill and Kevin Steele. His career has included stops at elite Division I, Division II, U-Sport, and NJCAA football programs around the Southeast, Midwest, and Canada. As a collegiate player and coach, he has been a part of three National Championships, six Conference Titles, and 20 Bowl Games.

James Colzie III enters his 1st season as the Pass-Game Coordinator/Cornerbacks coach at Florida A&M where the expectations continue to rise after the Dark Cloud Defense was one of the best in the nation in 2021.

In 2022 Colzie left his post as the head football coach at Saint Mary's University (Canada) with an overall record of 23-19. Saint Mary's played for two AUS Championships (2018, and 2019) and posted a conference best 7-1 record during the 2018 season. In total, Coach Colzie posted six All-Canadians (DB DeAndre Smith (2016), DB Antoine Lyte-Myers (2019), DB Justin Julien (2021), RET Johnny King, RET Justin Julien (2021), DE Jadarus Caesar (2017), and LB Brad Herbst (2018). He developed and coached four CFL draft picks starting in 2018 with DL Tresor Mafuta (4th round to Saskatchewan), in 2021 with LB Jarek Richards (4th round to Hamilton) and OL Peter Kourtis (5th round to Edmonton), and DB Adrian Greene (4th round to BC). During Coach Colzie's time at Saint Mary's he also had 4 player of the year's (two being defensive player's of the year) and a final total of twenty All-Conference player's while being the head football coach.

Colzie left the UBC Thunderbirds as their Defensive Coordinator and Defensive Backs Coach. In 2015, Colzie helped UBC to its first Vanier Cup Championship since 1997. The UBC defense finished ranked 2nd in the Canada West Conference in rushing defense, pass defense, and scoring defense.

In Colzie's lone season at Coffeyville, he coached 2nd Team All-American Cornerback Jamarcus King, three 1stTeam All Jayhawk selections at both Cornerback positions in Jalen Roundtree, King and Punt Returner Darnell Walker Jr. He coached 2nd Team All-Conference Safety Mikal Cromartie, and two Honorable selections in Safety Devonte Foster and Placekicker Michael Pursley. The defense at Coffeyville finished 1stin the Nation with seven interceptions for touchdowns, and 1stin

the Nation with 10 total defensive touchdowns, and 3rd down percentage (22%).

Colzie continued to enjoy success during the 2013 season while at Simon Fraser University. There he took over a defense that had finished dead last in all major conference defensive categories during the 2012 season and under his defense that finished 2nd in Pass Defense, 2nd in Opponents 1st down, 3rd in third down and fourth down conversions. As the Special Teams Coordinator, his unit finished 1st "nationally" in Punt Returns, and 2nd in the conference in Kick-off Returns. Colzie had 3 1st team All-Conference players and an All-Region player.

From 2007 to 2012, Colzie had success in multiple Division II football programs where he coached 6 All-Americans and 10 All-Conference players. Three of those years, his Special Teams were ranked 1st in the nation in Punt Return yards and touchdowns. In 2012 Colzie was the Recruiting Coordinator, Special Teams Coordinator, and Defensive Backs Coach at Southern Arkansas where he coached All-American Don Unamba at Boundary Corner. From 2008 to 2011, Colzie coached at the University of West Georgia and held numerous titles such as Assistant Head Coach, Defensive Coordinator, Special Teams Coordinator, and Defensive Backs Coach while developing 9 All Gulf-South Conference Players and 1 All-American at Punt Returner in 2012. In 2007, Coach Colzie was the Special Teams Coordinator and Defensive Backs Coach at Valdosta State University while the team won the Division II National Championship. That same year the defense led the nation in interceptions and his Special Teams led the nation in touchdowns. During that year, Colzie had 2 All-Americans and 3 All-Conference selections.

During the 2004-2006 seasons, Coach Colzie worked as a Defensive Graduate Assistant at Florida State, where he coached cornerbacks that included 1st Round Picks Antonio Cromartie (2006), Patrick Robinson (2010), and 2nd Round Pick Bryant McFadden (2005).

James Colzie III began his coaching career in 2000 at Florida International University where he coached the cornerbacks and was also the Co-Special Team's Coordinator working with returners. Before Florida International, in his playing days, he enjoyed the success of being a two-sport athlete at Florida State University. He played from 1993-1997 on the FSU football team and lettered on the baseball team in 1994. The Florida State Seminoles won the National Championship during the 1993 season.



DAVON MORGAN

Safeties | First Season at FAMU

MORGAN FILE

Hometown: Richmond, Va.
College: Virginia Tech, 2007

Children: Anniah Morgan

Coaching Career

2012-2015 Henrico High School
Offensive Coordinator / Quarterbacks

2015-2016 Virginia State
Defensive Backs

2018-2019 Virginia University of
Lynchburg
Co-Defensive Coord. / Defensive
Backs / Special Teams Coord.

2019-2021 Alderson Broaddus
University
Defensive Pass Game / Defensive
Backs

2021-2022 Emory & Henry
College
Offensive Pass Game / Wide Receivers

2022- Florida A&M
Safeties

Head Coach Willie Simmons welcomed veteran coach Davon Morgan to Florida A&M in August 2022.

Morgan, who has seven years of coaching experience, played professional football with the New York Jets and Philadelphia Eagles. Coaching started for Morgan in 2015 when he became the Defensive Backs Coach at Virginia State University during the 2015-2016 seasons after being released from the Philadelphia Eagles in 2015. Before that, Morgan made stops at the Virginia University of Lynchburg, where he was the Special Teams Coordinator and Co-Defensive Coordinator. Coach Morgan helped them to four wins after the school had not won a game in 11 years. Fall of 2019, Morgan then went on to become the NFL Liaison for Pro Scouts and was named Defensive Pass Game Coordinator at Alderson Broaddus University. Following the 19-20 season, Coach Morgan transitioned to the offensive side of the ball at Emory & Henry College, where he coached wide receivers. Morgan comes to Florida A&M with a clear understanding of the offensive side & defensive side of the ball as he joins us from Elizabeth City State, where he was the Defensive Coordinator and Defensive Backs coach.

Morgan has developed NFL

defensive backs, including former Clemson Tiger K'Von Wallace and former Notre Dame Jalen Elliott, who were taken in the 2020 NFL draft. Before his time coaching, Coach Morgan owned a company called Wizard Fundamentals, where he did player development to ensure that the youth in the community were getting the proper football fundamentals taught to them.

Following a standout career at Varina H.S. in Richmond, Va, Morgan played collegiately at Virginia Tech (2007). He became a team captain and made ALL-ACC honors as a defensive back. He helped lead the Hokies to 3 Conference Championships and 3 BCS Bowls, becoming the all-time winningest class in Virginia Tech history. Morgan was selected by the New York Jets after the 2011 NFL lockout. After being released due to injury, Morgan played Arena football (2012) before signing back with the Philadelphia Eagles in 2014.

**PATTERSON FILE**

Hometown: Atlanta, Ga.
 College: Jackson State, 2013
 Birthdate: October 13, 1990

Coaching Career

2012-14	Jackson State Assistant Strength & Conditioning
2013-14	Jackson State Defensive Analyst/ Linebackers
2014-16	Mississippi Valley State Director of Sports Performance / Linebackers / Co-Defensive Coordinator
2017	Alabama State Assistant Strength & Conditioning
2017-20	Clark-Atlanta Defensive Coordinator / Linebackers / Director of Recruiting
2020-21	Fayetteville State Defensive Coordinator
2021-	Florida A&M Defensive Line / Defensive Run Game Coordinator

MILTON PATTERSON

Defensive Line / Defensive Run Game Coordinator | Second Season at FAMU

Milton Patterson enters his first season as defensive line coach for Florida A&M, joining the staff in the spring of 2021.

Patterson comes to Tallahassee following a stint at Fayetteville State where he served as the defensive coordinator from 2020 to 2021.

In Patterson's first season, he coached the nation's best defensive player in Isaiah Land. Land led the nation in sacks (19.5) and tackles for loss (25.5) as he went on to win the 2021 Buck Buchanan Award and SWAC Defensive Player of the Year. Land also set a Florida A&M single-game record after recording five sacks in a win versus South Carolina State. Land finished the season as an AP All-American, AFCA All-American, FCS Stats Perform All-American, HERO Sports All-American, and BOXTOROW All-American.

Patterson also coached Savion Williams, who finished the season on the All-SWAC 2nd Team after recording 6.5 sacks and 11 tackles for loss.

Prior to FSU, Patterson was the defensive coordinator, linebackers coach and director of recruiting at Clark-Atlanta University from 2017 to 2020. Under Patterson's guidance in 2018, CAU produced the 2nd ranked defensive unit in the

Southern Intercollegiate Athletic Conference (SIAC) and ranked 10th nationally. As the recruiting coordinator, he was responsible for overseeing CAU's recruiting budget and increasing the Panthers' scholarship count.

In 2017, Patterson served as the assistant strength and conditioning coordinator at Alabama State where he worked directly with men's & women's track & field, men's & women's cross country, men's tennis, women's tennis, men's golf, women's golf and assisted with all other Olympic sports.

From 2014 to 2016, he was co-defensive coordinator, linebackers coach and director of sports performance at Mississippi Valley State, directing strength and conditioning for all 15 sports.

Before arriving at MVSU, Patterson spent two years on the coaching staff at Jackson State. From 2012 to 2014, he worked as an assistant strength and conditioning coach and defensive analyst for the Tigers.

Patterson was a four-year letterman on the football team at JSU. He earned a B.S. in Therapeutic Recreation/Recreational Therapy.



JELANI BERASSA

Passing Game Coordinator / Wide Receivers | Fifth Season at FAMU

Jelani Berassa became the wide receivers coach for the football program at Florida A&M University in 2018. Head coach Willie Simmons elevated Berassa to passing game coordinator following the 2019 season.

BERASSA FILE

Hometown: Miami, Fla.
 College: Youngstown State, 2013
 Birthdate: April 29, 1991
 Children: Jamia Akia

Coaching Career

2014-17 Delaware State
 Wide Receivers

2018- Florida A&M
 Passing Game Coordinator /
 Wide Receivers

Berassa was instrumental to the development of All-American wide receiver Xavier Smith. In Smith's redshirt freshman season, he posted 52 receptions, 727 receiving yards, and four touchdowns in 2018. Smith improved his numbers immensely during his redshirt sophomore season, as he posted 77 receptions, 1,159 receiving yards (No. 10 in the nation), and 11 touchdowns (No. 11 in the nation) in 2019.

Berassa, a native of Miami, began his coaching career at Delaware State, where he was wide receivers coach and camp director from 2014-2017. Berassa will recruit the Miami, Broward County, Ft. Pierce, St. Lucie, and Pahokee areas.

Berassa is a 2013 graduate of Youngstown State University (YSU), where he majored in criminal justice. Berassa played wide receiver at YSU, where he was a two-year captain. Berassa had a stellar career with YSU, achieving the single-game record for receiving yards.

Berassa has a daughter, Jamia Akia Berassa.



MARCUS WINDHAM

Running Backs | First Season at FAMU

WINDHAM FILE

Hometown: Macon, Miss.
College: Southwest Baptist, 2009

Coaching Career

2009-12	Southwest Baptist Wide Receivers
2012-13	Colquitt County HS Wide Receivers
2013	Northwest Mississippi CC Wide Receivers / Running Backs
2014	West Georgia Tight Ends
2015-18	Itawamba CC Wide Receivers / Passing Game Coordinator / Recruiting Coordinator
2018	North Carolina Central Wide Receivers
2019-22	Delta State Wide Receivers / Running Backs
2022-	Florida A&M Running Backs

Marcus Windham enters his first season as running backs coach for Florida A&M, joining the staff in the spring of 2022.

Windham makes his way to Tallahassee following a Three-year stint as running backs coach and wide receiver at Delta State (Miss.) and North Carolina Central University.

In his first year at Delta State, Windham coached two of the top running backs in the Gulf South Conference in Rico Owens and Deion Dampier. Delta State's running back tandem of Owens II and Dampier were named to the All-Gulf South Conference Second-Team. Owens rushed for a team-best 627 yards and eight touchdowns, while Dampier totaled 525 yards and a pair of touchdowns. Both running backs ranked in the GSC's top 10 in yards per game, with Owens finishing 2nd and Dampier 10th.

In his three seasons at Itawamba (2015-17) as passing game coordinator, wide receivers coach, and recruiting coordinator, the Indians had one of the most prolific offenses in the Mississippi Association of Community & Junior Colleges, ranking in the top five in total offense in 2015, 2016 and 2017. He was instrumental in helping the Indians achieve a 16-11 record in three seasons, averaging 39.4 points per game

during that time.

In 2017, Windham's wide receiver corps was led by Sophomore 2x-All American Terry Williams and sophomore First Team All-State Christian Saulsberry. Williams led the way with 79 receptions for 1,095 with 11 scores, while Saulsberry had 44 catches for 560 yards with three scores. True Freshman Jamel Thomas caught 36 passes for 527 yards and seven scores, while Malik Honeycutt also hauled in 35 receptions for 608 yards and six scores.

Windham's protégé, Terry Williams, arguably went down as the greatest receiver in Itawamba CC history. Williams shattered school records, including career marks for receptions (144), receiving yards (2,000), 100-yard receiving games (7), and 200-yard receiving games (2). Williams also became the first receiver in school history to earn All-American National Junior College Athletic Association honors in back-to-back seasons.

Windham grew up in Macon, Mississippi. Windham earned his bachelor's degree in community recreation from SBU and is currently working toward his master's degree in science.

COACHING STAFF



AYEOBELE RANDOLPH

OFFENSIVE / VIDEO

GRADUATE ASSISTANT

University of Florida, 2020

Head Coach Willie Simmons announced Ayeobebe Randolph as the offensive graduate assistant in March 2021.

Randolph joins the Rattlers after spending two seasons at the University of Florida as the offensive line student assistant.

Before Randolph joined the Gators, he spent 2017-18 as the defensive coordinator at Saint Francis Catholic High School.

Randolph's hometown is Miami, Fla., and he attended Miami Carol City Senior High. Randolph graduated from the University of Florida in 2020 with a bachelor's of science in sport management.



ORLANDO MCKINLEY

DEFENSIVE GRADUATE ASSISTANT

Florida A&M University, 2019



CHRIS JAKSCH

VIDEO / DEFENSIVE

GRADUATE ASSISTANT



LARRY KIRKLAND

VOLUNTEER OFFENSIVE

QUALITY CONTROL



LATROY JOHNSON

DIRECTOR OF FOOTBALL

OPERATIONS / CHIEF OF STAFF

Clemson University, 2004

Drexel University, 2015



VINCENT WILLIAMS

DIRECTOR OF SPORTS MEDICINE

Alfred University, 2018

McNeese State University, 2015



COLE FORNEY

DIRECTOR OF SPORTS PERFORMANCE

NW Missouri State, 2017

Georgia, 2020

Cole Forney joined the Rattlers as the Director of Sports Performance in October 2020.

Forney comes to Florida A&M after spending two years at the University of Georgia, where he worked on the football strength and conditioning staff. Forney was a part of two SEC East Championships.

Forney played outside linebacker at Northwest Missouri State from 2012 to 2017, where he was a part of three National Championships and won a record-setting 38 consecutive games.

Forney's hometown is Maryville, Missouri. He received his bachelor's in health science from Northwest Missouri State and received his master's in kinesiology from the University of Georgia.



DONALD REED

ASSISTANT DIRECTOR OF EQUIPMENT

OPERATIONS



ALEXIA RANDOLPH

DIRECTOR OF VIDEO OPERATIONS




DEVIN RISPRESS

DIRECTOR OF RECRUITING

COACHING STAFF



KYNDAL PERRY
DIRECTOR OF ON-CAMPUS RECRUITING
GRADUATE ASSISTANT



DR. SUSANNA ZORN
TEAM DOCTOR



RAY MATHEWS, JR.
VOLUNTEER FOOTBALL OPERATIONS



DR. JOHN STRECKER
TEAM DOCTOR



ELIZABETH BAILUM
ASSISTANT ATHLETIC TRAINER




EUSEBIUS "CEEBO" JINKS
ASSISTANT ATHLETIC TRAINER



DR. GARRISON ROLLE
TEAM DOCTOR



DR. TONY BRYANT
TEAM DOCTOR



2021 SEASON IN REVIEW

Game Recaps
Final Season Statistics

52-57
58-64

Jackson St. (1-0 , 1-0) -vs- Florida A&M (0-1 , 0-1) 09/05/2021 at Miami Gardens, Florida (Hard Rock Stadium)

Date: 09/05/2021
Site: Miami Gardens, Florida (Hard Rock Stadium)
Attendance: 0

Score By Quarters	1st	2nd	3rd	4th	Total
JSU	0	7	0	0	7
FAM	3	3	0	0	6

Scoring Summary

Qtr	Time	Scoring Play	JSU	FAM
1st	08:32	FAM - Romo-Martinez, Jose 21 yd field goal 10 plays, 23 yards, TOP 04:55	0	3
2nd	11:47	JSU - Sanders, Shedeur 1 yd run (Misiak, Glenn kick), 10 plays, 69 yards, TOP 04:08	7	3
2nd	06:02	FAM - Romo-Martinez, Jose 39 yd field goal 7 plays, 28 yards, TOP 02:30	7	6

Kickoff Time: 03:06 PM **End of Game:** 06:41 PM **Duration:** 03:35
Referee: Ross, Tony **Line Judge:** Bettie, Harold **Side Judge:** Boone, David **Umpire:** Parker, Jason
Back Judge: Azore, Thaddeus **Score Keeper:** Linesman: Perry, Brian **Field Judge:** Livingston, Jermaine
Temperature: 92 **Wind:** 6mph **Weather:** Rain

Fort Valley State (1-1) -vs- Florida A&M (1-1) 9/11/2021 at Tallahassee, Fla. (Bragg Memorial)

Date: 9/11/2021
Site: Tallahassee, Fla. (Bragg Memorial)
Attendance: 0

Score By Quarters	1st	2nd	3rd	4th	Total
FVSU	0	7	0	0	7
FAM	7	0	14	13	34

Scoring Summary

Qtr	Time	Scoring Play	FVSU	FAM
1st	00:00	FAM - Kamari Young 15 yd pass from Junior Muratovic (Jose Romo-Martinez kick) 11 plays, 64 yards, TOP 5:05	0	7
2nd	12:24	FVSU - Undre Williams 16 yd pass from Tyrell Jackson (Andre Labat kick) 11 plays, 77 yards, TOP 2:31	7	7
3rd	10:45	FAM - Xavier Smith 32 yd pass from Rasean McKay (Jose Romo-Martinez kick) 8 plays, 74 yards, TOP 4:09	7	14
3rd	07:21	FAM - Nadarius Fagan 45 yd fumble recovery (Jose Romo-Martinez kick)	7	21
4th	14:22	FAM - Jose Romo-Martinez 40 yd field goal 6 plays, 28 yards, TOP 2:26	7	24
4th	09:03	FAM - Bishop Bonnett 6 yd run (Jose Romo-Martinez kick), 8 plays, 75 yards, TOP 3:20	7	31
4th	03:20	FAM - Jose Romo-Martinez 49 yd field goal 8 plays, 26 yards, TOP 4:42	7	34

Kickoff Time: 6:00 PM **End of Game:** 9:46 PM **Duration:** 3:46
Referee: **Line Judge:** **Side Judge:** **Umpire:**
Back Judge: **Score Keeper:** **Linesman:** **Field Judge:**
Temperature: Low 80s **Wind:** 4 MPH **Weather:** Partly Cloudy



Florida A&M (1-2 , 0-1) -vs- South Fla. (1-2 , 0-0) 09/18/2021 at Tampa, Florida (Raymond James)

Date: 09/18/2021
Site: Tampa, Florida (Raymond James)
Attendance: 0

Score By Quarters	1st	2nd	3rd	4th	Total
FAM	3	0	7	7	17
USF	10	14	7	7	38

Scoring Summary

Qtr	Time	Scoring Play	FAM	USF
1st	09:39	USF - Shrader, Spencer 49 yd field goal 4 plays, 5 yards, TOP 01:26	0	3
1st	07:27	FAM - Romo-Martinez, Jose 49 yd field goal 7 plays, 43 yards, TOP 02:12	3	3
1st	03:43	USF - Mangham, Jaren 2 yd run (Shrader, Spencer kick), 8 plays, 75 yards, TOP 03:44	3	10
2nd	13:47	USF - Weaver, Xavier 9 yd pass from McClain, Timmy (Shrader, Spencer kick) 10 plays, 49 yards, TOP 03:23	3	17
2nd	03:31	USF - Mangham, Jaren 4 yd run (Shrader, Spencer kick), 7 plays, 26 yards, TOP 02:25	3	24
3rd	04:53	FAM - Jennings, Terell 33 yd run (Romo-Martinez, Jose kick), 8 plays, 82 yards, TOP 03:27	10	24
3rd	02:02	USF - Mangham, Jaren 9 yd run (Shrader, Spencer kick), 6 plays, 87 yards, TOP 02:43	10	31
4th	06:10	FAM - Sheread, Jah'Marae 6 yd pass from McKay, Rasean (Romo-Martinez, Jose kick) 6 plays, 20 yards, TOP 02:39	17	31
4th	00:18	USF - Young, Yasias 1 yd run (Shrader, Spencer kick), 4 plays, 14 yards, TOP 01:55	17	38

Kickoff Time: 07:06 PM **End of Game:** 10:39 PM **Duration:** 03:33
Referee: Rich, Tim **Line Judge:** Thompson, Lance **Side Judge:** Hynes, DJ **Umpire:**
Back Judge: Firth, Victor **Score Keeper:** Linesman: Loudin, Adam **Field Judge:** Wilson, Glen
Temperature: 81 **Wind:** N 7mph **Weather:** Cloudy

Alabama State (2-2 , 1-1) -vs- Florida A&M (2-2 , 1-1) 10/2/2021 at Tallahassee, Fla. (Bragg Memorial)

Date: 10/2/2021
Site: Tallahassee, Fla. (Bragg Memorial)
Attendance: 21,087

Score By Quarters	1st	2nd	3rd	4th	Total
ASU	0	0	0	0	0
FAMU	7	14	0	7	28

Scoring Summary

Qtr	Time	Scoring Play	ASU	FAMU
1st	11:14	FAMU - Kamari Young 49 yd pass from Rasean McKay (J Romo-Martinez kick) 6 plays, 77 yards, TOP 3:46	0	7
2nd	12:03	FAMU - Xavier Smith 6 yd run (J Romo-Martinez kick), 9 plays, 42 yards, TOP 5:06	0	14
2nd	07:41	FAMU - T. Jennings 10 yd run (J Romo-Martinez kick), 7 plays, 66 yards, TOP 2:49	0	21
4th	03:16	FAMU - Bishop Bonnett 9 yd run (J Romo-Martinez kick), 4 plays, 35 yards, TOP 2:48	0	28

Kickoff Time: 6:00 PM **End of Game:** 9:02 PM **Duration:** -
Referee: B. Wright **Line Judge:** A. Jordan **Side Judge:** C. Copeland **Umpire:** T. Crawford
Back Judge: B. Bullock **Score Keeper:** Linesman: T. Mitchell **Field Judge:** M. Morgan

South Carolina State (1-4) -vs- Florida A&M (3-2 , 1-1) 10/9/2021 at Tallahassee, Fla. (Bragg Memorial)

Date: 10/9/2021
Site: Tallahassee, Fla. (Bragg Memorial)
Attendance: 14,892

Score By Quarters	1st	2nd	3rd	4th	Total
SCSU	0	0	0	7	7
FAMU	0	20	7	3	30

Scoring Summary

Qtr	Time	Scoring Play	SCSU	FAMU
2nd	14:11	FAMU - T. Jennings 3 yd run (J Romo-Martinez kick), 8 plays, 52 yards, TOP 4:22	0	7
2nd	07:31	FAMU - J Romo-Martinez 20 yd field goal 7 plays, 22 yards, TOP 2:26	0	10
2nd	03:14	FAMU - J Romo-Martinez 47 yd field goal 7 plays, 22 yards, TOP 2:47	0	13
2nd	01:07	FAMU - Bishop Bonnett 23 yd run (J Romo-Martinez kick), 4 plays, 42 yards, TOP 1:00	0	20
3rd	12:45	FAMU - Kamari Young 34 yd pass from Rasean McKay (J Romo-Martinez kick) 4 plays, 62 yards, TOP 2:07	0	27
4th	06:39	SCSU - ANTHONY,Donte 1 yd run (ZIMMERMAN,Gavyn kick), 12 plays, 80 yards, TOP 6:09	7	27
4th	00:11	FAMU - J Romo-Martinez 51 yd field goal 4 plays, 3 yards, TOP 2:34	7	30

Kickoff Time: 6:00 pm **End of Game:** **Duration:** -
Referee: **Line Judge:** **Side Judge:** **Umpire:**
Back Judge: **Score Keeper:** **Linesman:** **Field Judge:**

Florida A&M (4-2 , 2-1) -vs- Alabama A&M (3-3 , 1-3) 10/16/2021 at Huntsville, Ala. (Louis Crews Stadium)

Date: 10/16/2021
Site: Huntsville, Ala. (Louis Crews Stadium)
Attendance: 8,375

Score By Quarters	1st	2nd	3rd	4th	Total
FAMU	7	3	6	19	35
AAMU	7	7	14	3	31

Scoring Summary

Qtr	Time	Scoring Play	FAMU	AAMU
1st	12:03	FAMU - Bishop Bonnett 19 yd pass from Rasean McKay (J Romo-Martinez kick) 7 plays, 75 yards, TOP 2:57	7	0
1st	05:26	AAMU - A. Ibrahim 4 yd pass from Aqeel Glass (Spencer Corey kick) 7 plays, 55 yards, TOP 2:38	7	7
2nd	13:21	FAMU - J Romo-Martinez 24 yd field goal 12 plays, 65 yards, TOP 5:00	10	7
2nd	08:03	AAMU - Kenec. Eziumume 79 yd fumble recovery (Spencer Corey kick)	10	14
3rd	12:10	AAMU - Xavier Lankford 2 yd run (Spencer Corey kick), 9 plays, 75 yards, TOP 2:50	10	21
3rd	08:21	AAMU - Gary Quarles 21 yd run (Spencer Corey kick), 4 plays, 50 yards, TOP 1:05	10	28
3rd	06:23	FAMU - T. Jennings 12 yd run (Xavier Smith rush failed), 5 plays, 70 yards, TOP 1:53	16	28
4th	14:49	FAMU - Chad Hunter 25 yd pass from Rasean McKay (J Romo-Martinez kick) 6 plays, 60 yards, TOP 2:26	23	28
4th	05:54	AAMU - Spencer Corey 38 yd field goal 10 plays, 58 yards, TOP 5:37	23	31
4th	04:05	FAMU - J. Sheread 33 yd pass from Rasean McKay (Rasean McKay pass failed) 6 plays, 75 yards, TOP 1:49	29	31
4th	02:15	FAMU - Bishop Bonnett 80 yd run (Rasean McKay pass failed), 1 plays, 80 yards, TOP 0:12	35	31

Kickoff Time: 1 p.m. **End of Game:** 4:44 pm **Duration:** 3:44
Referee: Preston Clipper **Line Judge:** Willie McLaurin **Side Judge:** Ashton Dillon **Umpire:** Daniel Harris
Back Judge: Greg Thames **Score Keeper:** **Linesman:** Jaime Ramirez **Field Judge:** George Davison
Temperature: 64 **Weather:** Sunny, Clear



Florida A&M (5-2 , 3-1) -vs- MVSUFB (2-5 , 1-3) 10/23/2021 at Itta Bena, Miss. (Rice-Totten Stadium)

Date: 10/23/2021
Site: Itta Bena, Miss. (Rice-Totten Stadium)
Attendance: 2,700

Score By Quarters	1st	2nd	3rd	4th	Total
FAMU	3	7	14	7	31
MVSUFB	0	0	14	14	28

Scoring Summary

Qtr	Time	Scoring Play	FAMU	MVSUFB
1st	11:49	FAMU - J. Romo-Martinez 33 yd field goal 7 plays, 26 yards, TOP 1:36	3	0
2nd	07:16	FAMU - J. Sheread 25 yd pass from Rasean McKay (J Romo-Martinez kick) 6 plays, 64 yards, TOP 2:58	10	0
3rd	11:29	FAMU - J. Sheread 59 yd punt return (J Romo-Martinez kick)	17	0
3rd	04:36	MVSUFB - Johnson, Caleb 2 yd run (Fernandez, Orla kick), 5 plays, 7 yards, TOP 1:15	17	7
3rd	03:33	MVSUFB - Gladney, Markel 0 yd fumble recovery (Fernandez, Orla kick)	17	14
3rd	01:12	FAMU - J. Sheread 6 yd pass from Rasean McKay (J Romo-Martinez kick) 6 plays, 75 yards, TOP 2:21	24	14
4th	12:43	MVSUFB - Williams, Deder 6 yd run (Fernandez, Orla kick), 8 plays, 70 yards, TOP 3:22	24	21
4th	07:25	MVSUFB - Myers, Malik 9 yd pass from Eason, Jalani (Fernandez, Orla kick) 6 plays, 85 yards, TOP 3:19	24	28
4th	06:32	FAMU - J. Sheread 19 yd pass from Rasean McKay (J Romo-Martinez kick) 3 plays, 72 yards, TOP 0:46	31	28

Kickoff Time: 3:00 PM **End of Game:** 5:43 PM **Duration:** 2:43
Referee: Line Judge: Side Judge: Umpire:
Back Judge: Score Keeper: Linesman: Field Judge:
Temperature: 84 **Wind:** 11 mph **Weather:** partly cloudy

Grambling State (3-5 , 2-3) -vs- Florida A&M (6-2 , 4-1) 10/30/2021 at Tallahassee, Fla. (Bragg Memorial)

Date: 10/30/2021
Site: Tallahassee, Fla. (Bragg Memorial)
Attendance: 31,887

Score By Quarters	1st	2nd	3rd	4th	Total
GRAM	0	0	3	0	3
FAMU	7	14	2	3	26

Scoring Summary

Qtr	Time	Scoring Play	GRAM	FAMU
1st	10:27	FAMU - J. Sheread 15 yd pass from Rasean McKay (J Romo-Martinez kick) 10 plays, 82 yards, TOP 4:33	0	7
2nd	14:55	FAMU - J. Hawkins 6 yd pass from Rasean McKay (J Romo-Martinez kick) 16 plays, 90 yards, TOP 6:56	0	14
2nd	04:55	FAMU - Jaylen McCloud 1 yd run (J Romo-Martinez kick), 12 plays, 61 yards, TOP 4:50	0	21
3rd	06:14	GRAM - Urban, Garrett 35 yd field goal 9 plays, 68 yards, TOP 4:13	3	21
3rd	01:40	FAMU - Savion Williams 3 yd safety	3	23
4th	10:55	FAMU - J. Romo-Martinez 44 yd field goal 7 plays, 32 yards, TOP 3:11	3	26

Kickoff Time: 4:05 PM **End of Game:** 7:25 PM **Duration:** 3:20
Referee: Preston Clipper **Line Judge:** Willie McLaurin **Side Judge:** Ashton Dillon **Umpire:** Daniel Harris
Back Judge: Greg Thames **Score Keeper:** Linesman: Jaime Ramirez **Field Judge:** George Davison
Temperature: 66 **Weather:** Cloudy



Florida A&M (7-2 , 5-1) -vs- Southern U. (4-5 , 3-3) 11/06/2021 at Baton Rouge, Louisiana (A.W. Mumford)

Date: 11/06/2021
Site: Baton Rouge, Louisiana (A.W. Mumford)
Attendance: 15,665

Score By Quarters	1st	2nd	3rd	4th	Total
FAM	7	13	3	6	29
SOU	14	3	0	0	17

Scoring Summary

Qtr	Time	Scoring Play	FAM	SOU
1st	12:03	FAM - Sheread,Jah'Marae 48 yd pass from McKay,Rasean (Romo-Martinez,Jose kick) 5 plays, 75 yards, TOP 02:56	7	0
1st	07:39	SOU - Howard,Ethan 5 yd pass from McDaniel,Glendon (Jackson,Luke kick) 9 plays, 40 yards, TOP 03:31	7	7
1st	02:02	SOU - Benn,Devon 1 yd run (Jackson,Luke kick), 9 plays, 70 yards, TOP 04:36	7	14
2nd	13:22	FAM - Romo-Martinez,Jose 20 yd field goal 7 plays, 54 yards, TOP 03:29	10	14
2nd	09:18	SOU - Jackson,Luke 40 yd field goal 9 plays, 42 yards, TOP 04:04	10	17
2nd	05:55	FAM - Romo-Martinez,Jose 26 yd field goal 9 plays, 61 yards, TOP 03:13	13	17
2nd	01:39	FAM - Young,Kamari 13 yd pass from McKay,Rasean (Romo-Martinez,Jose kick) 7 plays, 66 yards, TOP 02:38	20	17
3rd	04:42	FAM - Romo-Martinez,Jose 29 yd field goal 8 plays, 46 yards, TOP 04:04	23	17
4th	10:23	FAM - McCloud,Jaylen 1 yd run (), 4 plays, 3 yards, TOP 03:03	29	17

Kickoff Time: 06:06 PM **End of Game:** 09:18 PM **Duration:** 03:12
Referee: Miles,Y.N. **Line Judge:** Marks,Rob **Side Judge:** Colston,Charles **Umpire:** Rogers,James
Back Judge: King,Doug **Score Keeper:** Linesman: Bluntson,Eric **Field Judge:** Lowe,Curtis
Weather: Sunny

FAMU (8-2 , 6-1) -vs- Arkansas Pine Bluff (2-8 , 1-6) 11/13/2021 at Pine Bluff, Arkansas (Simmons Bank Field)

Date: 11/13/2021
Site: Pine Bluff, Arkansas (Simmons Bank Field)
Attendance: 3,451

Score By Quarters	1st	2nd	3rd	4th	Total
FAMU(1~1	6	21	10	0	37
UAPB	0	7	0	0	7

Scoring Summary

Qtr	Time	Scoring Play	FAMU(1~1	UAPB
1st	10:55	FAMU(1~1 - J. Sheread 16 yd pass from Rasean McKay (J Romo-Martinez kick failed) 4 plays, 40 yards, TOP 1:16	6	0
2nd	10:45	UAPB - Crossley, Kier 3 yd run (Piwniczka, Zac kick), 11 plays, 75 yards, TOP 4:09	6	7
2nd	08:05	FAMU(1~1 - J. Hawkins 68 yd pass from Rasean McKay (J Romo-Martinez kick) 4 plays, 77 yards, TOP 2:33	13	7
2nd	01:09	FAMU(1~1 - J. Sheread 8 yd pass from Rasean McKay (J Romo-Martinez kick) 9 plays, 75 yards, TOP 4:13	20	7
2nd	00:12	FAMU(1~1 - J. Hawkins 4 yd pass from Rasean McKay (J Romo-Martinez kick) 5 plays, 37 yards, TOP 0:32	27	7
3rd	11:35	FAMU(1~1 - J Romo-Martinez 29 yd field goal 4 plays, 3 yards, TOP 1:46	30	7
3rd	06:23	FAMU(1~1 - Nicholas Dixon 9 yd pass from Rasean McKay (J Romo-Martinez kick) 7 plays, 69 yards, TOP 3:07	37	7

Kickoff Time: 2 p.m. **End of Game:** 5:16 pm **Duration:** 3:16
Referee: Line Judge: Side Judge: Umpire:
Back Judge: Score Keeper: Linesman: Field Judge:
Weather: Clear



B-CU (2-9 , 2-6) -vs- FAMU (9-2 , 7-1) 11/20/2021 at Orlando, Fl (CampingWorld Stadium)

Date: 11/20/2021
Site: Orlando, Fl (CampingWorld Stadium)
Attendance: 54,198

Score By Quarters	1st	2nd	3rd	4th	Total
BCUFB	7	0	0	14	21
FAMU	13	0	30	3	46

Scoring Summary

Qtr	Time	Scoring Play	BCUFB	FAMU
1st	14:40	BCUFB - Powell, Darryl 82 yd pass from Black, Devin (Moghaddam, Dyla kick) 1 plays, 89 yards, TOP 0:20	7	0
1st	10:10	FAMU - Xavier Smith 48 yd pass from Rasean McKay (J Romo-Martinez kick blocked) 1 plays, 48 yards, TOP 0:11	7	6
1st	03:44	FAMU - Jaylen McCloud 2 yd run (J Romo-Martinez kick), 10 plays, 75 yards, TOP 4:38	7	13
3rd	10:50	FAMU - T. Jennings 9 yd run (Rasean McKay pass failed), 11 plays, 72 yards, TOP 4:10	7	19
3rd	03:05	FAMU - J Romo-Martinez 21 yd field goal 11 plays, 47 yards, TOP 5:57	7	22
3rd	01:51	FAMU - BJ Bohler 56 yd fumble recovery (J Romo-Martinez kick)	7	29
3rd	01:09	FAMU - Bishop Bonnett 38 yd run (J Romo-Martinez kick), 1 plays, 38 yards, TOP 0:07	7	36
3rd	00:44	FAMU - Gentle Hunt 46 yd fumble recovery (J Romo-Martinez kick)	7	43
4th	13:28	BCUFB - Averett, Kemari 9 yd pass from Black, Devin (Moghaddam, Dyla kick) 5 plays, 63 yards, TOP 2:16	14	43
4th	05:38	FAMU - J Romo-Martinez 29 yd field goal 12 plays, 69 yards, TOP 7:50	14	46
4th	02:03	BCUFB - Averett, Kemari 4 yd pass from Black, Devin (Moghaddam, Dyla kick) 7 plays, 74 yards, TOP 3:35	21	46

Kickoff Time: 3:36 pm **End of Game:** **Duration:** -
Referee: Rory Bernard **Line Judge:** Marvin Williams **Side Judge:** Shev Pinchback **Umpire:** Dwyane Wilson
Back Judge: Derek Spears **Score Keeper:** Williams **Linesman:** Jesse Harris **Field Judge:** Christoph Brown
Temperature: 73 **Wind:** NE 14 **Weather:** Cloudy

Florida A&M (9-3) -vs- Southeastern (9-3) 11/27/2021 at Hammond, La. (Strawberry Stadium)

Date: 11/27/2021
Site: Hammond, La. (Strawberry Stadium)
Attendance: 4,125

Score By Quarters	1st	2nd	3rd	4th	Total
FAMU	0	0	0	14	14
SLU	7	17	7	7	38

Scoring Summary

Qtr	Time	Scoring Play	FAMU	SLU
1st	06:09	SLU - Kovacs, Nick 21 yd run (Rengifo, Mateo kick), 10 plays, 68 yards, TOP 4:53	0	7
2nd	13:49	SLU - Givan, Nolan 6 yd pass from Kelley, Cole (Rengifo, Mateo kick) 13 plays, 98 yards, TOP 5:03	0	14
2nd	10:02	SLU - Jones, Taron 9 yd pass from Kelley, Cole (Rengifo, Mateo kick) 6 plays, 41 yards, TOP 2:07	0	21
2nd	00:00	SLU - Rengifo, Mateo 21 yd field goal 13 plays, 89 yards, TOP 2:27	0	24
3rd	09:29	SLU - Kovacs, Nick 20 yd pass from Kelley, Cole (Rengifo, Mateo kick) 11 plays, 65 yards, TOP 5:31	0	31
4th	13:50	SLU - Jones, Taron 39 yd pass from Kelley, Cole (Rengifo, Mateo kick) 4 plays, 59 yards, TOP 1:26	0	38
4th	05:30	FAMU - Xavier Smith 23 yd pass from Rasean McKay (J Romo-Martinez kick) 2 plays, 63 yards, TOP 0:42	7	38
4th	00:10	FAMU - David Manigo 2 yd pass from Rasean McKay (J Romo-Martinez kick) 10 plays, 88 yards, TOP 3:31	14	38

Kickoff Time: 6:02 pm **End of Game:** 9:22 **Duration:** 3:20
Referee: Jeff Rink **Line Judge:** Rob Quello **Side Judge:** Dan Anderson **Umpire:** Roger Stewart
Back Judge: Phil Solis **Score Keeper:** Linesman: Ben Keller **Field Judge:** Mike Bezner
Temperature: 53 **Wind:** SE 1 **Weather:** Cloudy



2021 Florida A&M Football Overall Statistics (as of Nov 27, 2021)

Team Statistics	FAM	OPP
SCORING	333	204
Points Per Game	27.75	17.00
FIRST DOWNS	247	178
Rushing	101	60
Passing	124	90
Penalty	22	28
RUSHING YARDAGE	1889	1132
Yards gained	2175	1575
Yards lost	286	443
Attempts	419	382
Avg Per Attempt	4.5	3.0
Avg Per Game	157.4	94.3
TDs Rushing	14	13
PASSING YARDAGE	2682	2203
Att-Comp-Int	409-236-7	353-187-13
Avg Per Attempt	6.56	6.24
Avg Per Catch	11.36	11.78
Avg Per Game	223.50	183.58
TDs Passing	23	12
TOTAL OFFENSE	4571	3335
Total Plays	828	735
Avg Per Play	5.5	4.5
Avg Per Game	380.9	277.9
KICK RETURNS: #-YARDS	34-639	37-694
PUNT RETURNS: #-YARDS	28-418	13-139
INT RETURNS: #-YARDS	13-201	7-74
KICK RETURN AVERAGE	18.79	18.76
PUNT RETURN AVERAGE	14.93	10.69
INT RETURN AVERAGE	15.46	10.57
FUMBLES-LOST	17-8	23-12
PENALTIES-YARDS	107-1022	74-649
Avg Per Game	85.17	54.08
PUNTS-YARDS	53-2285	73-2851
Avg Per Punt	43.11	39.05
Net Punt Avg	37.47	32.78
KICKOFFS-YARDS	70-4240	44-2523
Avg Per Kick	60.57	57.34
Net Kick Avg	43.51	39.64
TIME OF POSSESSION	06:24:22	05:30:43
Per Game	32:02	27:34
3RD-DOWN CONVERSIONS	66-172	55-169
3rd-Down Pct	38.37 %	32.54 %
4TH-DOWN CONVERSIONS	7-24	7-19
4th-Down Pct	29.17 %	36.84 %
SACKS BY-YARDS	42-258	15-100
MISC YARDS	0	0
TOUCHDOWNS SCORED	41	27
FIELD GOALS-ATTEMPTS	17-24	5-8
ON-SIDE KICKS	0-0	0-0
RED-ZONE SCORES	35-45	24-33
RED-ZONE TOUCHDOWNS	23-45	21-33
PAT-ATTEMPTS	34-36	27-27
ATTENDANCE	122,064	34,316
Dates-Avg Per Date	6-20,344	6-5,719
Neutral Site #-Avg	-	2-27,099

Conf	Date	Opponent	WL	Score	Record	Time	Attend
*	09/05/2021	vs Jackson St.	L	6-7	0-1 , 0-1	03:35	0
	09/11/2021	FORT VALLEY STATE	W	34-7	1-1	3:46	0
	09/18/2021	at South Fla.	L	17-38	1-2 , 0-1	03:33	0
*	10/2/2021	ALABAMA STATE	W	28-0	2-2 , 1-1	-	21,087
	10/9/2021	SOUTH CAROLINA STATE	W	30-7	3-2 , 1-1	-	14,892
*	10/16/2021	at Alabama A&M	W	35-31	4-2 , 2-1	3:44	8,375
*	10/23/2021	at MVSUFB	W	31-28	5-2 , 3-1	2:43	2,700
*	10/30/2021	GRAMBLING STATE	W	26-3	6-2 , 4-1	3:20	31,887
*	11/06/2021	at Southern U.	W	29-17	7-2 , 5-1	03:12	15,665
*	11/13/2021	at Arkansas Pine Bluff	W	37-7	8-2 , 6-1	3:16	3,451
*	11/20/2021	vs B-CU	W	46-21	9-2 , 7-1	-	54,198
	11/27/2021	at Southeastern	L	14-38	9-3	3:20	4,125

* = Conference game

Score by Quarters	1st	2nd	3rd	4th	Total
Florida A&M	63	95	93	82	0
Oppo nents	333	45	62	45	52



2021 Florida A&M Football Overall Statistics (as of Nov 27, 2021)

#	Rushing	GP	ATT	GAIN	LOSS	NET	AVG	TD	LG	AVG/G
1	Bonnett, Bishop	12	156	1012	40	972	6.2	5	80	81.00
23	Jennings, Terrell	12	105	544	27	517	4.9	5	40	43.08
28	McCloud, Jaylen	7	56	267	10	257	4.6	3	33	36.71
2	Sapp, Cameron	7	12	81	9	72	6.0	0	25	10.29
5	Francis, De'Andre	4	11	56	0	56	5.1	0	18	14.00
33	Tillman III, Eddie	8	24	56	10	46	1.9	0	18	5.75
10	Sheread, Jah'Marae	12	11	39	21	18	1.6	0	17	1.50
7	Muratovic, Junior	3	3	13	0	13	4.3	0	13	4.33
5	Bell, Markquese	12	3	9	0	9	3.0	0	6	0.75
83	Oxendine, Darian	6	2	7	0	7	3.5	0	6	1.17
6	Sanders II, Christopher	11	2	10	3	7	3.5	0	10	0.64
23	Williams, Rodney	1	1	7	0	7	7.0	0	7	7.00
19	Smith, Xavier	11	5	13	9	4	0.8	1	6	0.36
9	Muhammad, Aquil	1	1	3	0	3	3.0	0	3	3.00
42	Romo-Martinez, Jose	12	1	3	0	3	3.0	0	3	0.25
17	McKay, Rasean	12	26	55	157	-102	-3.9	0	19	-8.50
Total		12	419	2175	286	1889	4.5	14	80	157.42
Opponents		12	381	1575	440	1135	3.0	13	55	94.58

#	Passing	GP	Rating	COMP-ATT-INT	PCT	YDS	TD	LG	AVG/G
17	McKay, Rasean	12	131.86	211-364-5	57.97 %	2457	22	68	204.75
7	Muratovic, Junior	3	96.66	20-35-2	57.14 %	173	1	25	57.67
2	Sapp, Cameron	7	92.00	3-6-0	50.00 %	30	0	21	4.29
19	Smith, Xavier	11	192.40	2-2-0	100.00 %	22	0	11	2.00
38	Martinez, Lawrence	7	0.00	0-1-0	0.00 %	0	0	0	0.00
	Team	3	0.00	0-1-0	0.00 %	0	0	0	0.00
Total		12	127.92	236-409-7	57.70 %	2682	23	68	223.50
Opponents		12	109.25	187-353-13	52.97 %	2203	12	82	183.58

#	Receiving	GP	NO	YDS	AVG	TD	LG	AVG/G
19	Smith, Xavier	11	64	713	11.14	3	48	64.82
10	Sheread, Jah'Marae	12	55	622	11.31	9	48	51.83
85	Manigo, David	12	31	365	11.77	1	42	30.42
13	Hunter, Chad	10	29	338	11.66	1	25	33.80
6	Sanders II, Christopher	11	18	182	10.11	0	22	16.55
81	Young, Kamari	12	7	140	20.00	4	49	11.67
84	Hawkins, Jermaine	7	4	95	23.75	3	68	13.57
1	Bonnett, Bishop	12	8	89	11.13	1	24	7.42
88	Dixon, Nicholas	10	6	48	8.00	1	21	4.80
83	Oxendine, Darian	6	6	44	7.33	0	13	7.33
23	Jennings, Terrell	12	4	29	7.25	0	24	2.42
86	Mobley, Donovan	1	1	16	16.00	0	16	16.00
5	Francis, De'Andre	4	1	6	6.00	0	6	1.50
0	Pruitt, Jeremiah	10	2	-5	-2.50	0	0	-0.50
Total		12	236	2682	11.36	23	68	223.50
Opponents		12	187	2203	11.78	12	82	183.58

#	Punt Returns	NO	YRDS	AVG	TD	LG
10	Sheread, Jah'Marae	18	358	19.89	1	66
19	Smith, Xavier	9	60	6.67	0	26
14	Butler, Traquan	1	0	0	0	0
Total		28	418	14.93	1	66
Opponents		13	139	10.69	0	44

#	Interceptions	NO	YRDS	AVG	TD	LG
11	Bohler, BJ	4	106	26.50	0	43
20	Morgan, Javan	3	-3	-1.00	0	0
12	Cox, Kortney	1	50	50.00	0	50
27	Fagan, Nadarius	1	38	38.00	0	38
40	Allen, Ellrie	1	10	10.00	0	10
5	Bell, Markquese	1	0	0.00	0	0
3	Collier, Antwan	1	0	0.00	0	0
1	Jenkins, Lovie	1	0	0.00	0	0
Total		13	201	15.46	0	50
Opponents		7	74	10.57	0	37

#	Kick Returns	NO	YRDS	AVG	TD	LG
19	Smith, Xavier	11	229	20.82	0	45
10	Sheread, Jah'Marae	9	222	24.67	0	38
83	Oxendine, Darian	5	120	24.00	0	41
88	Dixon, Nicholas	1	22	22.00	0	22
25	Simpson, Blake	3	19	6.33	0	11
6	Sanders II, Christopher	2	15	7.50	0	10
81	Young, Kamari	2	12	6.00	0	12
6	Sanders II, Christopher	1	10	10.00	0	10
12	Cox, Kortney	1	0	0.00	0	0
Total		35	649	18.54	0	45
Opponents		37	694	18.76	0	31

#	Fumble Returns	NO	YRDS	AVG	TD	LG
11	Bohler, BJ	1	56	56.00	1	56
92	Hunt, Gentle	1	46	46.00	1	46
27	Fagan, Nadarius	1	45	45.00	1	45
4	Bohler, Kendall	1	12	12.00	0	12
Total		4	159	39.75	3	56
Opponents		4	93	23.25	2	79

2021 Florida A&M Football Overall Statistics (as of Nov 27, 2021)

#	Scoring	TD	FG	PAT					SAF	PTS
				KICK	RUSH	RCV	PASS	DXP		
42	Romo-Martinez, Jose	—	17	34-36	—	—	—	—	—	85
10	Sheread, Jah'Marae	10	—	—	—	—	—	—	—	60
1	Bonnett, Bishop	6	—	—	—	—	—	—	—	36
23	Jennings, Terrell	5	—	—	—	—	—	—	—	30
19	Smith, Xavier	4	—	—	0-1	—	—	—	—	24
81	Young, Kamari	4	—	—	—	—	—	—	—	24
84	Hawkins, Jermaine	3	—	—	—	—	—	—	—	18
28	McCloud, Jaylen	3	—	—	—	—	—	—	—	18
11	Bohler, BJ	1	—	—	—	—	—	—	—	6
88	Dixon, Nicholas	1	—	—	—	—	—	—	—	6
27	Fagan, Nadarius	1	—	—	—	—	—	—	—	6
92	Hunt, Gentle	1	—	—	—	—	—	—	—	6
13	Hunter, Chad	1	—	—	—	—	—	—	—	6
85	Manigo, David	1	—	—	—	—	—	—	—	6
0	Williams, Savion	—	—	—	—	—	—	—	1	2
17	McKay, Rasean	—	—	—	—	—	0-3	—	—	0
2	Sapp, Cameron	—	—	—	—	—	0-1	—	—	0
Total		41	17	34-36	0-1	—	0-4	—	1	333
Opponents		27	5	27-27	—	—	—	—	—	204

#	Field Goals	FGM-FGA	PCT	I20	20-29	30-39	40-49	50+	LG	BLK
	ROMO-MARTINEZ,JOSE	8-12	66.67 %	0-0	4-4	1-1	3-7	0-0	49	0
42	Romo-Martinez, Jose	9-12	75.00 %	0-0	5-5	1-2	2-4	1-1	51	0
Total		17-24	70.83 %	0-0	9-9	2-3	5-11	1-1	51	0
Opponents		5-8	62.50 %	0-1	1-3	2-2	2-2	0-0	49	0

FG Sequence	Florida A&M	Opponents
Jackson St.	(21),(39),48	32
Fort Valley State	44,(40),(49)	-
South Fla.	(49),45,45	(49)
Alabama State	49	-
South Carolina State	(20),(47),31,(51)	-
Alabama A&M	(24)	(38)
MVSUFB	(33)	-
Grambling State	(44)	(35)
Southern U.	(20),(26),(29)	(40)
Arkansas Pine Bluff	42,(29)	-
B-CU	(21),(29)	-
Southeastern	-	37,(21),40

Numbers in (parentheses) indicate field goal was made.

#	Total Offense	G	Plays	Rush	Pass	Total	AVG/G
17	McKay, Rasean	12	390	-102	2457	2355	196.25
1	Bonnett, Bishop	12	156	972	0	972	81.00
23	Jennings, Terrell	12	105	517	0	517	43.08
28	McCloud, Jaylen	7	56	257	0	257	36.71
7	Muratovic, Junior	3	38	13	173	186	62.00
2	Sapp, Cameron	7	18	72	30	102	14.57
5	Francis, De'Andre	4	11	56	0	56	14.00
33	Tillman III, Eddie	8	24	46	0	46	5.75
19	Smith, Xavier	11	7	4	22	26	2.36
10	Sheread, Jah'Marae	12	11	18	0	18	1.50
5	Bell, Markquese	12	3	9	0	9	0.75
83	Oxendine, Darian	6	2	7	0	7	1.17
6	Sanders II, Christopher	11	2	7	0	7	0.64
23	Williams, Rodney	1	1	7	0	7	7.00
9	Muhammad, Aquil	1	1	3	0	3	3.00
42	Romo-Martinez, Jose	12	1	3	0	3	0.25
Total		12	826	1889	2682	4571	380.92
Opponents		12	734	1135	2203	3338	278.17

#	Punting	NO	YDS	AVG	LG	TB	FC	I20	50+	BLK
42	Romo-Martinez, Jose	40	1734	43.35	64	5	16	14	10	0
43	Faddoul, Chris	11	499	45.36	56	3	1	3	3	0
37	Jerry, Chris	1	22	22.00	22	0	0	0	0	0
17	McKay, Rasean	1	30	30.00	30	0	0	1	0	0
Total		53	2285	43.11	64	8	17	18	13	0
Opponents		73	2851	39.05	69	2	23	17	6	0

#	Kickoffs	NO	YDS	AVG	TB	OB
42	Romo-Martinez, Jose	65	3947	60.7	24	5
55	Duarte, Julius	5	293	58.6	1	1
Total		70	4240	60.6	25	6
Opponents		44	2523	57.3	7	0



2021 Florida A&M Football Overall Statistics (as of Nov 27, 2021)

#	All Purpose	G	RUSH	RCV	PR	KR	IR	Total	AVG/G
10	Sheread, Jah'Marae	12	18	622	358	222	0	1220	101.67
1	Bonnett, Bishop	12	972	89	0	0	0	1061	88.42
19	Smith, Xavier	11	4	713	60	229	0	1006	91.45
23	Jennings, Terrell	12	517	29	0	0	0	546	45.50
85	Manigo, David	12	0	365	0	0	0	365	30.42
13	Hunter, Chad	10	0	338	0	0	0	338	33.80
28	McCloud, Jaylen	7	257	0	0	0	0	257	36.71
6	Sanders II, Christopher	11	7	182	0	25	0	214	19.45
83	Oxendine, Darian	6	7	44	0	120	0	171	28.50
81	Young, Kamari	12	0	140	0	12	0	152	12.67
11	Bohler, BJ	12	0	0	0	0	106	106	8.83
84	Hawkins, Jermaine	7	0	95	0	0	0	95	13.57
2	Sapp, Cameron	7	72	0	0	0	0	72	10.29
88	Dixon, Nicholas	10	0	48	0	22	0	70	7.00
5	Francis, De'Andre	4	56	6	0	0	0	62	15.50
12	Cox, Kortney	10	0	0	0	0	50	50	5.00
33	Tillman III, Eddie	8	46	0	0	0	0	46	5.75
27	Fagan, Nadarius	12	0	0	0	0	38	38	3.17
25	Simpson, Blake	8	0	0	0	19	0	19	2.38
86	Mobley, Donovan	1	0	16	0	0	0	16	16.00
7	Muratovic, Junior	3	13	0	0	0	0	13	4.33
40	Allen, Ellrie	7	0	0	0	0	10	10	1.43
5	Bell, Markquese	12	9	0	0	0	0	9	0.75
23	Williams, Rodney	1	7	0	0	0	0	7	7.00
9	Muhammad, Aquil	1	3	0	0	0	0	3	3.00
42	Romo-Martinez, Jose	12	3	0	0	0	0	3	0.25
20	Morgan, Javan	12	0	0	0	0	-3	-3	-0.25
0	Pruitte, Jeremiah	10	0	-5	0	0	0	-5	-0.50
17	McKay, Rasean	12	-102	0	0	0	0	-102	-8.50
Total		12	1889	2682	418	649	201	5839	486.58
Opponents		12	1135	2203	139	694	74	4245	353.75



2021 Florida A&M Football
Overall Statistics (as of Nov 27, 2021)

#	Defensive Leaders	GP	Tackles				Sacks NO-YDS	Pass Defense			Fumbles		Blocked	
			Solo	ASST	TOT	TFL-YDS		INT-YDS	BU	QBH	RCV-YDS	FF	KICK	SAF
5	Bell, Markquese	12	71	24	95.0	6.5-41	2.0-19	1-0	1	—	—	5	—	—
11	Bohler, BJ	12	41	11	52.0	4.5-6	—	4-106	12	—	1-56	1	—	—
52	Mayweather, Derrick	12	29	20	49.0	8.5-21	1.0-1	—	1	1	1-0	—	—	—
3	Collier, Antwan	12	34	14	48.0	4.0-12	—	1-0	8	—	—	1	—	—
27	Fagan, Nadarius	12	25	18	43.0	4.0-8	—	1-38	2	2	2-45	—	—	—
31	Land, Isaiah	12	32	11	43.0	25.5-147	19.0-121	—	3	6	1-0	3	—	—
1	Jenkins, Lovie	11	30	10	40.0	3.0-5	—	1-0	1	—	2-0	—	—	—
0	Williams, Savion	8	17	12	29.0	11.0-37	6.5-30	—	1	1	—	—	—	1
92	Hunt, Gentle	10	18	9	27.0	8.0-42	5.0-32	—	—	1	1-46	—	—	—
12	Cox, Kortney	10	20	6	26.0	1.0-5	—	1-50	3	—	—	1	—	—
20	Morgan, Javan	12	13	3	16.0	—	—	3--3	1	—	—	—	—	—
34	Chaney Jr., Johnny	11	3	10	13.0	0.5-2	—	—	—	—	—	—	—	—
98	Mentor, Stanley	10	6	7	13.0	2.5-11	2.5-11	—	—	—	—	—	—	—
45	Powell, Demetrius	9	9	4	13.0	1.5-3	—	—	1	1	—	—	—	—
16	Williams, Deonte	11	11	1	12.0	7.0-28	4.0-21	—	—	—	1-0	2	—	—
41	Brown, Martery	9	7	4	11.0	—	—	—	—	—	—	—	—	—
57	Cooks, Justin	10	4	7	11.0	1.5-9	0.5-7	—	—	1	1-0	—	—	—
4	Bohler, Kendall	8	6	4	10.0	—	—	—	8	—	1-12	—	—	—
91	Smith, Kameron	11	5	4	9.0	1.0-8	1.0-8	—	1	—	—	—	—	—
21	Williams Jr., Timothy	10	6	3	9.0	—	—	—	—	—	—	—	—	—
40	Allen, Ellrie	7	4	4	8.0	—	—	1-10	—	—	—	—	—	—
18	Clark, Kwame	11	6	2	8.0	—	—	—	—	—	—	—	—	—
21	Williams Jr., Timothy	6	4	3	7.0	—	—	—	—	—	—	—	—	—
14	Butler, Traquan	10	6	1	7.0	—	—	—	2	—	—	—	—	—
99	Flowers Jr., Renaldo	3	6	1	7.0	—	—	—	—	—	—	—	—	—
93	Hall, Donald	6	3	3	6.0	—	—	—	—	—	—	—	—	—
90	Summers, Richard	7	3	3	6.0	—	—	—	—	—	—	—	—	—
30	Hilton, Troy	12	4	1	5.0	—	—	—	—	—	—	—	—	—
48	Jackson, Kyle	7	2	3	5.0	—	—	—	—	—	—	—	—	—
88	Dixon, Nicholas	10	3	—	3.0	—	—	—	—	—	—	—	—	—
17	McKay, Rasean	12	2	1	3.0	—	—	—	—	—	—	—	—	—
25	Simpson, Blake	8	2	1	3.0	—	—	—	—	—	—	—	—	—
97	Stephens, Kamari	11	—	3	3.0	1.0-9	0.5-8	—	—	—	—	—	—	—
29	Yirmyah, Yirmyah	5	3	—	3.0	—	—	—	—	—	—	—	—	—
1	Bonnett, Bishop	12	2	—	2.0	—	—	—	—	—	1-0	—	—	—
37	Jerry, Chris	4	—	2	2.0	—	—	—	—	—	—	—	—	—
55	Marshall, Michael	2	1	1	2.0	—	—	—	—	—	—	—	—	—
40	McCleary, Xandre	2	1	1	2.0	—	—	—	—	—	—	—	—	—
75	Palmer, Dayle	1	1	1	2.0	—	—	—	—	—	—	—	—	—
56	Crawford, Bryan	6	1	—	1.0	—	—	—	—	—	—	—	—	—
77	Forbes, Keenan	11	1	—	1.0	—	—	—	—	—	—	—	—	—
7	Griffey, Tevin	1	—	1	1.0	—	—	—	—	—	—	—	—	—
12	Howard, LeJohn	2	1	—	1.0	—	—	—	—	—	—	—	—	—
13	Hunter, Chad	10	1	—	1.0	—	—	—	—	—	—	—	—	—
32	Mastramico, Chri	9	1	—	1.0	—	—	—	—	—	—	—	—	—
32	Mastramico, Christian	10	1	—	1.0	—	—	—	—	—	—	—	—	—
26	Murray Jr., Ricky	6	—	1	1.0	—	—	—	—	—	—	—	—	—
6	Sanders II, Christopher	11	1	—	1.0	—	—	—	—	—	—	—	—	—
8	Smith, Eric	2	—	1	1.0	—	—	—	—	—	—	—	—	—
19	Smith, Xavier	11	1	—	1.0	—	—	—	—	—	—	—	—	—
33	Tillman III, Eddie	8	—	1	1.0	—	—	—	—	—	—	—	—	—
81	Young, Kamari	12	1	—	1.0	—	—	—	—	—	—	—	—	—
23	Jennings, Terrell	12	—	—	—	—	—	—	—	—	—	—	—	—
28	McCloud, Jaylen	7	—	—	—	—	—	—	—	—	—	—	—	—
42	Romo-Martinez, Jose	12	—	—	—	—	—	—	—	—	—	—	—	—
10	Sheread, Jah'Marae	12	—	—	—	—	—	—	—	—	—	—	—	—
Total		12	449	217	666.0	91.0-394	42.0-258	13-201	45	13	12-159	13	—	1
Opponents		12	498	286	784.0	76.0-242	15.0-100	7-74	63	18	7-93	8	2	—



NCAA Statistics

Florida A&M - 2021-22 Football Ranking Summary thru games 01/08/2022

Statistic	National Rank	Conference Rank	Value	National Leader	Value	Conference Leader	Value
3rd Down Conversion Pct (123 ranked)	59	5	0.386	Davidson	0.530	Southern U.	0.418
3rd Down Conversion Pct Defense (123 ranked)	21	3	0.325	Yale	0.221	Jackson St.	0.267
4th Down Conversion Pct (123 ranked)	114	10	0.292	Kennesaw St.	0.786	Alabama A&M	0.727
4th Down Conversion Pct Defense (123 ranked)	16	2	0.350	Holy Cross	0.235	Alcorn	0.278
Blocked Kicks (73 ranked)				Valparaiso	9	Alabama St.	6
Blocked Kicks Allowed (123 ranked)	51	4	2	23 teams tied	0	Alabama A&M Jackson St.	0
Blocked Punts (25 ranked)				Lehigh Saint Francis (PA)	5 5	Alcorn Ark.-Pine Bluff	4 4
Blocked Punts Allowed (123 ranked)	1	1	0	51 teams tied	0	4 teams tied	0
Completion Percentage (123 ranked)	70	7	0.576	Southeastern La.	0.728	Jackson St.	0.652
Defensive TDs (58 ranked)	11	1	3	Montana	6	4 teams tied	3
Fewest Penalties (123 ranked)	122	11	107	Mercer	38	Grambling	50
Fewest Penalties Per Game (123 ranked)	123	12	8.92	Furman	3.64	Grambling	4.55
Fewest Penalty Yards (123 ranked)	123	12	1,022	Mercer	322	Grambling	535
Fewest Penalty Yards Per Game (123 ranked)	123	12	85.17	Wofford	31.55	Prairie View	45.42
First Downs Defense (123 ranked)	10	1	178	Princeton	149	Florida A&M	178
First Downs Offense (123 ranked)	28	2	248	Southeastern La.	376	Alabama A&M	252
Fumbles Lost (122 ranked)	59	4	7	5 teams tied	2	Alabama St.	4
Fumbles Recovered (121 ranked)	8	3	12	Alcorn	16	Alcorn	16
Kickoff Return Defense (123 ranked)	45	4	18.76	Presbyterian	6.83	Southern U.	13.26
Kickoff Returns (123 ranked)	72	6	18.79	South Dakota	28.00	Jackson St.	24.30
Net Punting (123 ranked)	38	1	37.47	Montana	43.34	Florida A&M	37.47
Passes Had Intercepted (123 ranked)	23	3	7	McNeese Columbia Dartmouth	3 3 3	Texas Southern	4
Passes Intercepted (121 ranked)	26	1	13	South Dakota St.	21	Mississippi Val. Florida A&M Jackson St.	13 13 13
Passing Offense (123 ranked)	51	7	221.8	Presbyterian	414.7	Alabama A&M	367.2
Passing Yards Allowed (123 ranked)	17	3	183.6	Sacred Heart	118.4	Jackson St.	157.1
Passing Yards per Completion (123 ranked)	86	9	11.32	Kennesaw St.	18.04	Alabama A&M	13.86
Punt Return Defense (123 ranked)	94	6	10.69	Campbell	2.23	Texas Southern	4.89
Punt Returns (123 ranked)	3	1	14.93	Marist	31.00	Florida A&M	14.93
Red Zone Defense (123 ranked)	16	1	0.727	Kennesaw St.	0.576	Florida A&M	0.727
Red Zone Offense (123 ranked)	77	8	0.778	Southeast Mo. St. Youngstown St.	1.000 1.000	Alabama A&M	0.875
Rushing Defense (123 ranked)	9	1	94.7	Harvard	64.6	Florida A&M	94.7
Rushing Offense (123 ranked)	41	4	159.2	Davidson	336.5	Southern U.	197.7
Sacks Allowed (123 ranked)	17	1	1.25	Kennesaw St.	0.46	Florida A&M	1.25
Scoring Defense (123 ranked)	10	2	17.0	North Dakota St.	11.1	Jackson St.	14.8
Scoring Offense (123 ranked)	47	3	27.8	Southeastern La.	45.1	Alabama A&M	37.9
Tackles for Loss Allowed (123 ranked)	84	6	6.33	Nicholls	3.18	Prairie View	4.67
Team Passing Efficiency (123 ranked)	59	6	127.55	Kennesaw St.	182.32	Alabama A&M	159.42
Team Passing Efficiency Defense (123 ranked)	8	2	109.25	Jackson St.	95.94	Jackson St.	95.94
Team Sacks (123 ranked)	4	2	3.50	Jackson St.	4.23	Jackson St.	4.23
Team Tackles for Loss (123 ranked)	9	3	7.6	Jackson St.	8.8	Jackson St.	8.8
Time of Possession (123 ranked)	22	4	32:02	Central Conn. St.	34:24	Alcorn	33:47
Total Defense (123 ranked)	10	2	278.2	Holy Cross	254.5	Jackson St.	257.4
Total Offense (123 ranked)	44	5	380.9	Eastern Wash.	554.5	Alabama A&M	481.1
Turnover Margin (123 ranked)	7	1	0.92	James Madison	1.36	Florida A&M	0.92
Turnovers Gained (123 ranked)	9	2	25	James Madison	31	Jackson St.	26
Turnovers Lost (123 ranked)	25	2	14	Columbia Dartmouth	8 8	Alcorn	11
Winning Percentage (122 ranked)	17	2	0.750	North Dakota St.	0.933	Jackson St.	0.846




Statistic	Player	National Rank	Conference Rank	Value	National Leader	Value	Conference Leader	Value
All Purpose (200 ranked)	Jah'Marae Sheread Xavier Smith Bishop Bonnett	42 80 86	3 7 10	101.67 91.45 90.17	Montrell Washington, Samford	176.18	Gary Quarles, Alabama A&M	117.90
Blocked Kicks (7 ranked)					Kevin Deshields, Delaware St. Jacob Roberts, N.C. A&T	4 4	Christian Clark, Alabama St. Joshua Murray, Texas Southern	2 2
Combined Kick Returns (200 ranked)	Jah'Marae Sheread Xavier Smith	19 77	2 9	580 289	Montrell Washington, Samford	985	Isaiah Bolden, Jackson St.	662
Completion Percentage (96 ranked)	Rasean McKay	65	8	0.580	Cole Kelley, Southeastern La.	0.736	Shedeur Sanders, Jackson St.	0.659
Completions Per Game (145 ranked)	Rasean McKay Xavier Smith	35 145	3 15	17.58 0.18	Ren Hefley, Presbyterian	31.91	Aqeel Glass, Alabama A&M	25.90
Field Goal Percentage (83 ranked)	Jose Romo-Martinez	45	4	0.708	Richard McCollum, Western Caro.	1.000	Garrett Urban, Grambling	0.882
Field Goals Per Game (130 ranked)	Jose Romo-Martinez	12	1	1.42	Ethan Ratke, James Madison	2.07	Jose Romo-Martinez, Florida A&M	1.42
Forced Fumbles (36 ranked)	Markquese Bell Isaiah Land	7 36	2 6	0.42 0.25	Nate Lynn, William & Mary	0.60	James Houston, Jackson St.	0.54
Fumbles Recovered (14 ranked)	Nadarius Fagan Lovie Jenkins	14 14	2 2	2 2	Jason Johnson, Eastern Ill. Michael Lawson, Western Ill.	4 4	Jayden Barfield, Alcorn	3
Interceptions Per Game (127 ranked)	BJ Bohler Javan Morgan	28 52	3 5	0.3 0.3	Justin Ford, Montana	0.7	Omari Hill-Robinson, Bethune-Cookman	0.5
Kickoff Return TDs (5 ranked)					4 players tied	2	Isaiah Bolden, Jackson St.	2
Kickoff Returns (76 ranked)					Isaiah Bolden, Jackson St.	36.9	Isaiah Bolden, Jackson St.	36.9
Passes Defended (41 ranked)	BJ Bohler	10	2	1.3	Christian Benford, Villanova	1.9	Andre Fuller, Ark.-Pine Bluff	1.5
Passing Efficiency (96 ranked)	Rasean McKay	47	6	131.9	Cole Kelley, Southeastern La.	174.2	Aqeel Glass, Alabama A&M	160.3
Passing TDs (132 ranked)	Rasean McKay	18	3	22	Cameron Ward, UIW	47	Aqeel Glass, Alabama A&M	36
Passing Yards (148 ranked)	Rasean McKay	34	5	2,457	Cole Kelley, Southeastern La.	5,124	Aqeel Glass, Alabama A&M	3,568
Passing Yards Per Game (150 ranked)	Rasean McKay	41	5	204.8	Cole Kelley, Southeastern La.	394.2	Aqeel Glass, Alabama A&M	356.8
Passing Yards per Completion (96 ranked)	Rasean McKay	62	9	11.64	Theo Day, UNI	14.90	Andrew Body, Texas Southern	14.51
Points Responsible For (199 ranked)	Rasean McKay Jose Romo-Martinez Jah'Marae Sheread	39 100 199	4 7 17	132 85 60	Cole Kelley, Southeastern La.	362	Aqeel Glass, Alabama A&M	226
Points Responsible For Per Game (150 ranked)	Rasean McKay Jose Romo-Martinez	45 122	4 9	11.0 7.1	Cole Kelley, Southeastern La.	27.8	Aqeel Glass, Alabama A&M	22.6
Punt Return TDs (4 ranked)	Jah'Marae Sheread	4	2	1	Christian Ruffin, Norfolk St. Montrell Washington, Samford Robert McMinn, Alabama St.	2 2 2	Robert McMinn, Alabama St.	2
Punt Returns (36 ranked)	Jah'Marae Sheread	1	1	19.9	Jah'Marae Sheread, Florida A&M	19.9	Jah'Marae Sheread, Florida A&M	19.9
Punting (97 ranked)					Daniel Whelan, UC Davis	46.3	Orlando Fernandez, Mississippi Val.	43.0
Receiving TDs (125 ranked)	Jah'Marae Sheread Kamari Young	19 125	4 13	9 4	Taylor Grimes, UIW Antwane Wells Jr., James Madison	15 15	Dee Anderson, Alabama A&M Malachi Wideman, Jackson St.	12 12
Receiving Yards (150 ranked)	Xavier Smith Jah'Marae Sheread	60 90	6 10	713 622	Xavier Gipson, SFA	1,377	Abdul-Fatai Ibrahim, Alabama A&M	1,008
Receiving Yards Per Game (200 ranked)	Xavier Smith Jah'Marae Sheread	59 120	6 13	64.8 51.8	Xavier Gipson, SFA	125.2	Abdul-Fatai Ibrahim, Alabama A&M	100.8
Receptions Per Game (195 ranked)	Xavier Smith Jah'Marae Sheread	21 68	3 9	5.8 4.6	BJ Byrd, Morehead St. Dennis Houston, Western Ill.	8.2 8.2	Odieu Hiliare, Alabama A&M	7.1
Rush Yards Per Carry (125 ranked)	Bishop Bonnett	13	1	6.37	J.J. Davis, Norfolk St.	7.21	Bishop Bonnett, Florida A&M	6.37
Rushing TDs (130 ranked)	Bishop Bonnett Terrell Jennings	130 130	8 8	5 5	Xavier Shepherd, Kennesaw St.	23	Gary Quarles, Alabama A&M	10
Rushing Yards (200 ranked)	Bishop Bonnett Terrell Jennings	17 122	2 12	993 517	Pierre Strong, South Dakota St.	1,673	Caleb Johnson, Mississippi Val.	1,018
Rushing Yards Per Game (200 ranked)	Bishop Bonnett Terrell Jennings	27 149	3 14	82.8 43.1	Quay Holmes, ETSU	119.5	Gary Quarles, Alabama A&M	95.5
Sacks (188 ranked)	Isaiah Land Gentle Hunt Deonte Williams	1 74 152	1 7 15	1.58 0.50 0.36	Isaiah Land, Florida A&M	1.58	Isaiah Land, Florida A&M	1.58
Scoring (197 ranked)	Jose Romo-Martinez Jah'Marae Sheread	45 136	2 12	7.1 5.0	Jake Chisholm, Dayton	11.0	Dee Anderson, Alabama A&M	8.0
Solo Tackles (22 ranked)	Markquese Bell	5	1	5.9	Darius Joiner, Western Ill.	7.2	Markquese Bell, Florida A&M	5.9
Tackles For Loss (74 ranked)	Isaiah Land	2	1	2.1	Jablonski GREEN, South Carolina St.	2.2	Isaiah Land, Florida A&M	2.1
Total Offense (200 ranked)	Rasean McKay Bishop Bonnett	56 136	7 13	196.2 82.8	Cole Kelley, Southeastern La.	431.5	Aqeel Glass, Alabama A&M	348.3
Total Points Scored (0 ranked)								
Total Tackles (199 ranked)	Markquese Bell	62	3	7.9	Darius Joiner, Western Ill.	12.9	Untareo Johnson, Bethune-Cookman	8.6
Total Touchdowns (128 ranked)	Jah'Marae Sheread	49	3	10	Xavier Shepherd, Kennesaw St.	23	Dee Anderson, Alabama A&M Malachi Wideman, Jackson St.	12 12
Yards per Pass Attempt (96 ranked)	Rasean McKay	63	7	6.75	Cole Kelley, Southeastern La.	9.28	Aqeel Glass, Alabama A&M	8.62
Yards per Reception (200 ranked)					Isaiah Weston, UNI	23.86	Jailon Howard, Prairie View	22.42

WILLIE SIMMON LIVE

MONDAY 7 PM | RATTLER SPORTS NETWORK



H
HYATT
house™



HISTORY & RECORDS

Individual Records	67-68
Team Records	69
Postseason Records	70
Annual Leaders	71-76
Miscellaneous	77
Last Time It Happened	78-79
All-Time Series	80
Year-by-Year Results	81-85
Head Coaches	86



/// FLORIDA A&M INDIVIDUAL RECORDS ///

RUSHING

- Attempts (Game)
 - 53 - Kwame Vidal, vs. Tennessee State (1995).
- Attempts (Season)
 - 283 - Kwame Vidal (1995)
- Attempts (Career)
 - 614 - Rashard Pompey (2002-2005)
- Yards (Game)
 - 295 - Willie Galimore, vs. Maryland State (1955)
- Yards (Season)
 - 1,284 - Kwame Vidal (1995)
- Yardage (Career)
 - 3,592 - Willie Galimore (1953-56)
- Per Carry Average - Min. 50 carries (Season)
 - 12.5 - Al Frazier (1955)
- Per Carry Average (Career)
 - 11.0 - Al Frazier (1955-56)
- Most Touchdowns (Game)
 - 5 - Lavante Page vs. Southern (9-24-11)
 - 4 - Willie Galimore, vs Tennessee State (1956)
 - 4 - Chuck Duffey, vs. Tuskegee(1991)
 - 4 - Otemann Sampson vs. Tuskegee (1996)
- Most Touchdowns (Season)
 - 15 - Willie Galimore (1956)
 - 15 - James Rackley (1971)
 - 15 - Kwame Vidal (1995)
 - 13 - Lavante Page (2011)
- Longest Play (Game)
 - 98 - Willie Galimore vs. Allen (1956)
 - 94 - Philip Sylvester vs. Howard (2007)

OPPONENT

- Attempts (Game)
 - 38 - Anthony Charles, Tennessee State (2003)
- Opponent Yards (Game)
 - 236 - Maurice Hicks, North Carolina A&T State (2000)
- Touchdowns (Game)
 - 4 - Charles Bostick, Georgia Southern, 1991
 - 4 - Melvin Williams, Southern (1995)
 - 4 - Alonzo Coleman, Hampton (2006)
 - 4 - Vashon Winton, Delaware State (2008)
- Longest Play (Game)
 - 80 - Alfred Haywood, Bethune-Cookman (1969)

PASSING

- Attempts (Game)
 - 65 - Quinn Gray vs. North Carolina A&T State (2001)
- Attempts (Season)
 - 435 - Patrick Bonner (1998)
- Attempts (Career)
 - 1,187 - Ryan Stanley (2016-2019)
- Completions (Game)
 - 37 - Patrick Bonner vs Howard, 1998
 - 34 - Damien Fleming vs. South Carolina State (2011)
- Completions (Season)
 - 271 - Patrick Bonner (1998)
- Completions (Career)
 - 636 - Ryan Stanley (2016-2019)
- Consecutive Completions (Game)
 - 12 - Damien Fleming vs. South Carolina State (2012)
 - 11 - Casey Printers, vs Morris Brown (2002)
 - 11 - Eddie Battle, vs South Carolina State (2008)
- Yards (Game)
 - 502 - Patrick Bonner vs. Howard (1998)
- Yards (Season)
 - 3,575 - Patrick Bonner (1998)
- Yards (Career)
 - 8,424 - Ryan Stanley (2016-2019)
- Completion Percentage (Game)
 - 85.7 - (30-of-35), Patrick Bonner vs. Jackson State (1998)**
 - 85.0 - (34-of-40), Damien Fleming vs. South Carolina State (2011)
- Completion Percentage (Season)
 - 63.6 - Ben Dougherty (234-of-368) (2003)

- Longest Pass (Game)
 - 99 - Tony Ezell to Tyrone Davis vs. Bethune-Cookman (1991)
- Most TD Passes (Game)
 - 7 - Patrick Bonner vs. Howard (1998)
- Most TD Passes (Season)
 - 38 - Patrick Bonner (1998)
- Most TD Passes (Career)
 - 67 - Ryan Stanley (2016-2019)
- Most Interceptions (Game)
 - 7 - Oteman Sampson vs. Jackson State (1996)
- Most Interceptions (Season)
 - 16 - Oteman Sampson (1996)
- Most Interceptions (Career)
 - 49 - Tony Ezell (1998-2001)

**** NCAA Single-Game Record**

OPPONENT

- Attempts (Game)
 - 58 - Ted White, Howard (1998)
- Completions (Game)
 - 36 - Ted White, Howard (1998)
- Yards (Game)
 - 561 - Ted White, Howard (1998)
- Touchdown Passes (Game)
 - 5 - Ted White, Howard (1998)

RECEIVING

- Most Receptions (Game)
 - 16 - Jacquay Nunnally vs. Southern (2000)
 - 16 - Charlie Allen vs. Norfolk State (2002)
- Most Receptions (Season)
 - 96 - Jacquay Nunnally (2000)
- Most Receptions (Career)
 - 318 - Jacquay Nunnally (1997-2000)
- Most Yards (Game)
 - 289 - Jacquay Nunnally vs. North Carolina A&T State (1997)
- Most Yards (Season)
 - 1,316 - Jacquay Nunnally (1998)
- Most Yards (Career)
 - 4,245 - Jacquay Nunnally (1997-200)
- Most Touchdowns (Game)
 - 4 - Xavier Smith vs. Delaware State (2019)
- Most Touchdowns (Season)
 - 15 - Tariq Qaiyim (1998)
- Most Touchdowns (Career)
 - 38 - Jacquay Nunnally (1997-2000)
- Longest Touchdown Reception (Game)
 - 99 yards - Tyrone Davis from T. Ezell vs. Bethune-Cookman (1991)
- Most 100-yard games (Season)
 - 9 - Jacquay Nunnally (1998)

OPPONENT

- Most Receptions (Game)
 - 15 - Fred Bailey, Southern (1994)
- Most Yards (Game)
 - 242 - Golden Tate, Tennessee State (1983)

SPECIAL TEAMS

- Most Field Goals (Game)
 - 5 - Juan Vasquez vs. Morgan State (2000)
- Most Field Goals Made (Season)
 - 17 - Juan Toro (1997)
 - 17 - Jose Romo-Martinez (2021)
- Most Field Goals Attempted (Season)
 - 27 - Greg Coleman (1975)
- Most Field Goals Attempted (Career)
 - 56 - Jimmy Vertuno (1987-1990)
- Most PATs (Game)
 - 11 - Juan Toro vs. Morgan State (1996)
- Most PATs Made (Season)
 - 61 - Juan Toro (1998)

- Most PATs Made (Career)
 - 155 - Juan Toro (1995-1998)
- Most PATs Attempted (Career)
 - 172 - Juan Toro (1995-1998)
- Most Field Goals Made (Career)
 - 66 - Juan Vasquez (2000-2003)
- Most Two-Point Conversions - Rushing (Season)
 - 6 - Ernie Hart (1964)
- Most Two-Point Conversions - Passing (Season)
 - 7 - Ken Riley (1967)
- Longest Kickoff Return (Game)
 - 99 yards - David Lucas vs. North Carolina A&T State (1991)
 - 99 yards - LeRoy Vann vs. Alabama State (2008)
- Longest Punt Return (Game)
 - 95 yards - Leroy Hardee vs. South Carolina State (1958)
 - 95 yards - LeRoy Vann vs. Winston-Salem State (2009)
- Longest Field Goal (Game)
 - 53 yards - Chase Varnadore vs. Morgan State (2014)
- Longest PAT Kick (Game)
 - 40 yards - Herb Reinhard vs. Howard (1977)
- Total Points Kicking (Career)
 - 290 - Juan Toro (1995-1998)
- Best PAT Percentage (Season)
 - 100% - Maurice Freeman (40-of-40) (1983)
- Best Field Goal Percentage (Season)
 - 94.7% - Juan Toro (18-of-19) (1998)
- Best Field Goal Percentage (Career)
 - 83.3% - Juan Toro (45-of-54) (1995-1998)

PUNTING

- Most Attempts (Game)
 - 11 - Chris Faddoul vs. Central Florida (2019)
- Most Attempts (Season)
 - 71 - Darrin Ford (1995)
- Most Yards Kicked (Game)
 - 533 - Chris Faddoul vs. Central Florida (2019)
- Most Yards Kicked (Season)
 - 2,812 - Vaughn Wilson (1987)
- Longest Punt (Game)
 - 89 - Tyrone Williams vs. Tampa (1972)
- Highest Punting Average (Game)
 - 56.5 - Wesley Taylor vs. Hampton (2005)
- Highest Punting Average (Season)
 - 45.9 - Wesley Taylor (2005)
- Longest Punt Return (Game)
 - 95 yards - Leroy Hardee vs. South Carolina State (1958)
 - 95 yards - LeRoy Vann vs. Winston-Salem State (2009)
- Most Touchdowns - Punt Returns (Season)
 - 5 - LeRoy Vann (2009)*
 - 4 - Howard Huckaby (1988)
 - 3 - LeRoy Vann (2008)
- Most Returns (Season)
 - 34 - Sammy Knight (1978)
- Most Return Yards (Season)
 - 569 - LeRoy Vann (2009)
- Best Return Yards - Average (Season)
 - 19.6 - LeRoy Vann (2009)
- Most Touchdowns (Career)
 - 8 - LeRoy Vann (2006-2009)
 - 4 - Howard Huckaby (1986-1989)

*** -NCAA Division I-AA Single-Season Mark**

OPPONENT

- Longest Punt Returns (Game)
 - 83 yards - Nolan Smith, Tennessee State (1963)

KICKOFF RETURNS

- Longest Kickoff Return (Game)
 - 99 yards - LeRoy Vann vs. Alabama State (2008);
 - 99 yards - David Lucas, vs. North Carolina A&T State (1991)
- Most Kickoff Return for Touchdown (Season)
 - 3 - David Lucas (1991)

/// FLORIDA A&M INDIVIDUAL RECORDS ///

KICKOFF RETURNS (continued)

- 3 - LeRoy Vann (2008)
- Most Kickoff Returns for Touchdown (Game)
 - 2 - David Lucas vs. North Carolina A&T State (1991)
- Most Kickoff Returns for Touchdown (Career)
 - 3 - Davis Lucas vs. North Carolina A&T State (1991)
- Most Kickoff Return Yards (Season)
 - 1,121 - LeRoy Vann (2008)
- Most Kickoff Returns (Season)
 - 40 - LeRoy Vann (2009)
 - 38 - LeRoy Vann (2008)
- Best Return Average (Season)
 - 32.4 - Undre Williams (1996)
 - 29.5 - LeRoy Vann (2008)

OPPONENT

- Longest Kickoff Return (Game)
 - 100 yards - Johnny Flakes, Tuskegee (1977)
- Longest Missed Field Goal Return (Game)
 - 100 yards - Rashean Mathis, Bethune-Cookman (2000)

POINTS

- Most Points (Game)
 - 30 - Lavante Page vs. Southern (2011)
 - 24 - Willie Galimore vs. Tennessee State (1956)
 - 24 - Chuck Duffey vs. Tuskegee (1991)
 - 24 - Oteman Sampson vs. Tuskegee (1996)
 - 24 - Jah' Marae Sheread at Mississippi Valley State (2021)
- Most Points (Season)
 - 118 - Al Frazier (1956)

SCORING

- Most Touchdowns (Season)
 - 16 - Willie Galimore (1956)
 - 16 - Al Frazier (1956)
 - 16 - Antoine Flowers (1996)
- Most Touchdowns (Career)
 - 38 - Jacquay Nunnally (1997-2000)
- Most Points (Career)
 - 290 - Juan Toro (1995-1998)

TACKLES

- Most Solo Tackles (Season)
 - 103 - Earl Holmes (1995)
- Most Solo Tackles (Career)
 - 309 - Earl Holmes (1992-1995)
- Most Assisted Tackles (Season)
 - 76 - Frankie Poole (1974)
- Most Assisted Tackles (Career)
 - 200 - Earl Holmes (1992-1995)
- Most Total Tackles (Season)
 - 171 - Earl Holmes (1995)
- Most Total Tackles (Career)
 - 509 - Earl Holmes (1992-1995)
- Most Quarterback Sacks (Game)
 - 5 - Isaiah Land vs. South Carolina State (2021)
- Most Quarterback Sacks (Season)
 - 20 - Alonzo Johnson (1982)
 - 19 - Isaiah Land (2021)
- Most Quarterback Sacks (Career)
 - 55 - R.C. Eason (1980-1983)

INTERCEPTIONS

- Most Interceptions (Game)
 - 4 - Dorsey Hutchinson vs. Grambling State (1978)
 - 4 - William Carroll vs. Tennessee State (1991)
- Most Interceptions (Season)
 - 9 - Don Jefferson (1984)
 - 9 - William Carroll (1990)
- Longest Return (Game)
 - 100 yards - Orlando McKinley vs. Delaware State (2016)
- Most TDs on Interception Returns (Season)

INTERCEPTIONS (continued)

- 2 - Troy Hart (2000)

OPPONENTS

- Longest Return (Game)
 - 78 yards - Jermaine Derricott, South Carolina State (1994)

PENALTIES

- Most Times Penalized (Game)
 - 21 - vs. Morgan State (2010)
 - 20 - vs. Howard (1993)
- Most Times Penalized (Season)
 - 118 - 2011
 - 118 - 1993
- Fewest Times Penalized (Game)
 - 2 - vs. Bethune-Cookman (1976)
- Fewest Times Penalized (Season)
 - 61 - 1956
- Most Yards Penalized (Game)
 - 212 - vs. Bethune-Cookman (1970)
- Most Yards Penalized (Season)
 - 1,099 - 2011
 - 1,089 - 1993
- Fewest Yards Penalized (Game)
 - 10 - vs. Bethune-Cookman (1976)
- Fewest Yards Penalized (Season)
 - 546 - 1957

OPPONENT

- Most Times Penalized (Game)
 - 20 - Howard (1993)
- Most Times Penalized (Season)
 - 116 - 2002
- Fewest Times Penalized (Game)
 - 1 - Morris Brown (1959)
- Fewest Times Penalized (Season)
 - 52 - 1956
- Most Yards Penalized (Game)
 - 202 - Southern (1963)
- Most Yards Penalized (Season)
 - 1,061 - 1983
- Fewest Yards Penalized (Game)
 - 5 - Morris Brown (1959)
- Fewest Yards Penalized (Season)
 - 282 - 19957

SACKS

- Most Sacks (Game)
 - 5 - Isaiah Land vs. South Carolina State (2021)
- Most Sacks (Season)
 - 20 - Alonzo Johnson (1982)
 - 19 - Isaiah Land (2021)



/// FLORIDA A&M TEAM RECORDS ///

RUSHING

SINGLE GAME

- Attempts (Game)
80 - Tennessee State (1995)
- Attempts (Season)
751 - 13 games (1978)
- Most Yards (Game)
568 - Morris Brown (1977)
- Most Yards (Season)
3,494 - 13 games (1978)
- Fewest Attempts (Game)
24 - Morgan State (2008)
- Fewest Yards Gained (Game)
-93 - Alcorn State (1968).

OPPONENT

- Attempts Allowed (Game)
74 - North Carolina A&T State (1980)
- Most Attempts Allowed (Season)
528 - 11 games (1983)
- Most Yards (Game)
437 - Georgia Southern (1988)
- Most Yards (Season)
2,139 - 12 games (2002)
- Fewest Attempts Allowed (Game)
20 - Fort Valley State (2021)
- Fewest Attempts Allowed (Season)
272 - 9 games (1957)
- Fewest Yards Allowed (Game)
-48 - Bethune-Cookman (1968)
- Fewest Yards Allowed (Season)
396 - 10 games (1959)

PASSING

- Most Attempts (Game)
66 - Howard (1998)
- Most Attempts (Season)
571 - 1999
- Fewest Attempts (Game)
3 - Tampa (1974)
- Fewest Attempts (Season)
69 - 1957
- Most Completions (Game)
39 - Howard (1998)
- Most Completions (Season)
328 - 1998
- Fewest Completions (Game)
0 - Howard (1974)
0 - North Carolina A&T State (1975)
0 - Massachusetts (1978)
- Fewest Completions (Season)
24 - 1957
- Most Touchdown Passes (Game)
7 - Howard (1998)
- Most Touchdown Passes (Season)
30 - 2019
- Most Yards Passing (Game)
509 - Howard (1998)
- Most Yards Passing (Season)
4,457 - 1999
- Fewest Yards (Season)
458 - 1974
- Most Interceptions (Game)
7 - Jackson State (1996)
- Most Interceptions (Season)
21 - 1963
21 - 1993
- Fewest Interceptions (Season)
1 - 1957

OPPONENT

- Most Attempts (Game)
58 - Howard (1998)
- Most Attempts (Season)
413 - 11 games (1998)
- Most Completions (Game)
36 - Howard (1998)
- Most Completions (Season)
219 - 12 games (2008)
- Fewest Attempts (Game)
0 - Nicholls State (2004)
- Fewest Completions (Game)
0 - Southern (1969)
0 - Nicholls State (2004)
- Most Touchdown Passes (Game)
5 - Howard (1998)
- Most Yards (Game)
561 - Howard (1998)
- Most Yards Allowed (Season)
2,727 - 11 games (1998)
- Fewest Yards (Game)
-5 - Bethune-Cookman (1969)
- Fewest Completions (Game)
0 - Southern (1969)
- Most Interceptions (Season)
35 - 11 games (1990)

INTERCEPTIONS

- Interceptions (Game)
9 vs. Wiley College (1959)
- Interceptions (Season)
35 - 11 games (1981)

SPECIAL TEAMS

PUNTS

- Most Punts (Game)
13 - vs. Central Florida (2019)
- Most Punts (Season)
71 - 1973
71 - 1987
71 - 1995
- Fewest Punts (Season)
19 - 1956
- Highest Average (Game)
56.5 - vs. Hampton (2005)
- Highest Average (Season)
43.5 - 2005
- Most Yards Kicked (Season)
2,843 - 1998
- Worst Average (Game)
9.0 - vs. Massachusetts (1978)

OPPONENTS

- Most Punts (Game)
12 - Central State (1964)
- Highest Average (Game)
55.6 - Allen (1965)
- Highest Average (Season)
43.5 - 2005
- Most Attempts (Season)
81 - 2000

POINTS

- Most Points (Game)
97 - vs. Bethune-Cookman (1960)
- Most Points (Season)
546 - 1998
- Most Touchdowns Scored (Game)
14 - vs. Bethune-Cookman (1960)
- Most Touchdowns Scored (Season)
73 - 1998
- Most Points Allowed (Opponent)
73 - vs. Tuskegee (1926)
- Fewest Points Scored (Season)
0 - 1907

0 - 1908

0 - 1921

0 - 1922

0 - 1928

Fewest Touchdowns Scored (Season)

5 - 1943

FUMBLES

- Most Made (Game)
9 - vs. North Carolina A&T State (1968)
9 - vs. Jacksonville State (1970)
- Most Fumbles (Season)
44 - 1963
- Most Fumbles Lost (Game)
6 - vs. Tuskegee (1977)
- Most Fumbles Lost (Season)
26 - 1977
- Fewest Fumbles (Season)
16 - 1990
- Fewest Fumbles Lost (Season)
8 - 2021
- Most Opponent Fumbles (Game)
13 - vs. North Carolina A&T State (1968)
- Fewest Opponent Fumbles (Season)
18 - 1957
18 - 1958
- Most Opponents Fumbles (Season)
44 - 1988
- Most Opponents Recovered Fumbles (Game)
9 - vs. North Carolina A&T State (1968)
- Most Opponents Recovered Fumbles (Season)
25 - 1972
- Fewest Opponents Fumbles Recovered (Season)
4 - 1958

MISCELLANEOUS

- Most Yards (Game)
725 - vs. Howard (1998)
- Most Yards (Season)
5,942 - 1998
- Most Yards (Game - Opponent)
745 - South Florida (2011)
- Most Yards (Season - Opponent)
4,243 - 1998
- Most Offensive Plays (Game)
101 - vs. North Carolina A&T State (2001)
- Most Offensive Plays (Game - Opponent)
95 - Hampton, 1996
- Fewest Yards Gained (Game)
106 - vs. Tennessee State (1965)
106 - vs. North Carolina A&T State (1971)
- Fewest Yards Gained (Season)
996 - 1943
- Fewest Yards Allowed (Game - Opponent)
-39 - Morris Brown (1973)
- Fewest Yards Allowed (Season - Opponent)
951 - 1938
- Most First Downs (Game)
37 - vs. Howard (1998)
- Most First Downs (Season)
292 - 1998
- Most First Downs (Game - Opponent)
37 - South Florida (2011)
- Most First Downs (Season - Opponent)
226 - 1998
- Fewest First Downs (Game)
6 - vs. South Carolina State (2010)
- Fewest First Downs (Season)
69 - 1943
- Fewest First Downs (Game - Opponent)
2 - Morris Brown (1964)
- Fewest First Downs (Season - Opponent)
53 - 1938



/// FLORIDA A&M POSTSEASON RECORDS ///

Before 2003, the NCAA prohibited the inclusion of playoff and bowl games statistics with regular season stats, therefore Florida A&M has created for the Football Yearbook; the following post season standards.

POSTSEASON RESULTS

DATE	OPPONENT	LOCATION	SCORE
12/19/1978	at Jackson State	Jackson, Miss.	W, 15-10
12/16/1978	vs. Massachusetts	Wichita Falls, Texas	W, 35-28*
1/2/1993	vs. Grambling State	Tallahassee, Fla.	L, 15-45#
12/30/1995	vs. Southern	Atlanta, Ga.	L, 25-30#
11/30/1996	at Troy	Troy, Ala.	L, 25-29
11/29/1997	at Georgia Southern	Statesboro, Ga.	L, 37-52
11/28/1998	vs. Troy	Tallahassee, Fla.	W, 27-17
12/4/1998	at Western Illinois	Macomb, Ill.	L, 21-24
11/27/1999	at Appalachian State	Boone, N.C.	W, 44-29
12/4/1999	at Troy	Troy, Ala.	W, 17-10
12/11/1999	at Youngstown State	Youngstown, Ohio	L, 24-27
11/25/2000	at Western Kentucky	Bowling Green, Ohio	L, 0-27
12/01/2001	at Georgia Southern	Statesboro, Ga.	L, 35-60
11/27/2021	at Southeastern La.	Hammonds, La.	L, 38-14

^ - 1978 FCS (Formerly NCAA Division I-AA) National Championship
- Heritage Bowl

INDIVIDUAL RECORDS

RUSHING

Most Attempts

27 - Michael Solomon, vs. Massachusetts (1978)

Most Attempts (Opponent)

32 - Rod Russell, Georgia Southern (1997)

32 - Aaron Stecker, Western Illinois (1998)

Most Yards Gained

207 - Michael Solomon, vs. Massachusetts (1978)

Most Yards Gained (Opponent)

238 - Greg Hill, Georgia Southern (1997)

Most Touchdowns

3 - Michael Solomon, vs. Massachusetts (1978)

3 - JaJuan Seider vs. Appalachian State (1999)

Most Touchdowns (Opponent)

4 - Greg Hill, Georgia Southern (1997)

Longest Run from Scrimmage

67 yards - Michael Solomon, vs. Massachusetts (1978)

Longest Run from Scrimmage (Opponent)

65 yards - Dan Wilcox, Appalachian State (1999)

PASSING

Most Attempts

63 - Oteman Sampson, vs. Georgia Southern (1997)

Most Attempts (Opponent)

45 - Cole Kelley, Southeastern Louisiana (2021)

Most Completions

37 - Oteman Sampson, vs. Georgia Southern (1997)

Most Completions (Opponent)

31 - Cole Kelley, Southeastern Louisiana (2021)

Most Interceptions

4 - Quinn Gray, vs. Western Kentucky (2000)

Most Interceptions (Opponent)

3 - David Reaves, Appalachian State (1999)

Most Yards Passing

469 - Oteman Sampson vs. Georgia Southern (1997)

Most Touchdown Passes

4 - Oteman Sampson, vs. Georgia Southern (1997)

Most Touchdown Passes (Opponent)

4 - Cole Kelley, Southeastern Louisiana (2021)

Longest Completion

77 yards - JaJuan Seider to Demtris Bendross, vs. Troy (1999)

Longest Completion (Opponent)

72 yards - Darrick Wallace to John Brantley, Georgia Southern (2001)

RECEIVING

Most Receptions

13 - Jacquay Nunnally vs. Georgia Southern (1997)

Most Receptions (Opponent)

6 - Nolan Givan, Southeastern Louisiana (2021)

Most Receiving Yards

196 - Jacquay Nunnally vs. Georgia Southern (1997)

Most Receiving Yards (Opponent)

85 - Taron Jones, Southeastern Louisiana (2021)

Most Touchdown Receptions

2 - Cainon Lamb vs. Georgia Southern (1997)

2 - Tariq Qaiym vs. Appalachian State (1999)

2 - Demtris Bendross, vs. Troy (1999)

Most Touchdown Receptions (Opponent)

2 - Taron Jones, Southeastern Louisiana (2021)

Longest Reception

77 yards - Demtris Bendross vs. Troy (1999)

Longest Reception (Opponent)

72 yards - John Brantley, Georgia Southern (2001)

KICKING

Most Punts

8 - Darrin Ford vs. Troy (1996)

8 - T.J. Smith vs. Western Kentucky (2000)

8 - T.J. Smith vs. Georgia Southern (2001)

8 - Jose Romo-Martinez vs. Southeastern Louisiana (2021)

Most Punts (Opponent)

8 - Fontaine, Massachusetts (1978)

Most Yards Punting

361 - Jose Romo-Martinez vs. Southeastern Louisiana (2021)

Most Yards Punting (Opponent)

266 - Wes Garner, Troy (1996)

Longest Punt

56 yards - Darrin Ford vs. Troy (1996)

56 yards - Jose Romo-Martinez vs. Southeastern Louisiana (2021)

Longest Punt (Opponent)

58 yards - Wes Garner, Troy (1996)

58 yards - Austin Dunlap, Southeastern Louisiana (2021)

Most Field Goals Attempted

2 - Tim Camron vs. Grambling State (1993)

2 - Juan Toro vs. Troy (1996)

2 - Juan Toro vs. Western Illinois (1998)

Most Field Goals Attempted (Opponent)

4 - John Petty, Georgia Southern (2001)

Most Field Goals Made

2 - Tim Camron vs. Grambling State (1993)

2 - Juan Toro vs. Troy (1996)

2 - Juan Toro vs. Western Illinois (1998)

Longest Field Goal

48 yards - Juan Toro vs. Troy (1998)

Longest Field Goal (Opponent)

45 yards - Matt Huerkamp, Troy (1996)

MISCELLANEOUS

Most Tackles

16 - Earl Holmes vs. Southern (1995)

16 - Markquese Bell vs. Southeastern Louisiana (2021)

Most Tackles (Opponent)

10 - Chad Nighbert, Georgia Southern (1997)

10 - Daryl Morrell, Georgia Southern (1997)

10 - Quentin Hogg, Georgia Southern (2001)

Longest Fumble Return

18 yards - Arthur Hightower vs. Grambling State (1993)

Individual Total Offense

539 yards - Oteman Sampson vs. Georgia Southern (1997)*

Most Quarterback Sacks

4 - Jauron Dailey vs. Youngstown State (1999)

* - Tied FCS Playoff Record (Formerly NCAA Division I-AA)

TEAM RECORDS

SCORING

Most Points Scored

44 - vs. Appalachian State (1999)

Fewest Points

0 - vs. Western Kentucky (2000)

Most Points Allowed

60 - Georgia Southern (2001)

Fewest Points Allowed

10 - Jackson State (1978)

10 - Troy (1999)

TOTAL OFFENSE

Most Total Plays

97 - vs. Georgia Southern (2001)

Fewest Total Plays

60 - vs. Jackson State (1978)

Most Total Yards

583 - vs. Georgia Southern (1997)

Fewest Total Yards

135 - vs. Western Kentucky (2000)

RUSHING

Most Attempts

76 - vs. Massachusetts (1978)

Most Rushing Attempts (Opponent)

71 - Western Kentucky (2000)

Fewest Attempts

19 - vs. Southeastern Louisiana (2021)

Fewest Attempts (Opponent)

37 - Appalachian State (1999)

Most Yards Gained

470 - vs. Massachusetts (1978)

Most Yards Gained (Opponent)

503 - Southeastern Louisiana (2021)

Fewest Yards Gained

44 - vs. Western Kentucky (2000)

Fewest Yards Allowed (Opponent)

5 - Massachusetts (1978)

Most Touchdowns

5 - vs. Massachusetts (1978)

Most Touchdowns Allowed (Opponent)

6 - Georgia Southern (1997)

Fewest Rushing TDs

0 - vs. Grambling 1993; Western Kentucky (2000); Southeastern La. (2021)

Fewest Touchdowns Allowed (Opponent)

1 - Jackson State (1978); Youngstown State (1999); Southeastern La. (2021)

Longest Run From Scrimmage

67 yards - vs. Massachusetts (1978)

Longest Run From Scrimmage (Opponent)

66 yards - Appalachian State (1999)

PASSING

Most Attempts

63 - vs. Georgia Southern (1997)

Most Attempts Allowed (Opponent)

45 - Southeastern Louisiana (2021)

Fewest Attempts

4 - vs. Jackson State (1978)

Fewest Attempts Allowed (Opponent)

5 - Western Kentucky (2000)

Most Completions

37 - vs. Georgia Southern (1997)

Most Completions Allowed (Opponent)

31 - Southeastern Louisiana (2021)

Fewest Completions

0 - vs. Massachusetts (1978)

Fewest Completions Allowed (Opponent)

1 - Western Kentucky (2000)

Most Passes Had Intercepted

4 - vs. Western Kentucky (2000)

Most Passes Intercepted (Opponent)

4 - Appalachian State (1999)

Fewest Passes Had Intercepted

0 - vs. Jackson State, 1978

0 - vs. Troy (1996)

Most Yards Passing

469 - vs. Georgia Southern (1997)

Most Passing Yards Allowed (Opponent)

345 - Southeastern Louisiana (2021)

Fewest Yards Passing

0 - vs. Massachusetts, 1978

Fewest Passing Yards Allowed (Opponent)

66 - Georgia Southern (1997)

Most Touchdown Passes

4 - vs. Georgia Southern (1997)

Most Touchdown Passes Allowed (Opponent)

4 - Southeastern Louisiana (2021)

Fewest Touchdown Passes

0 - vs. Jackson State (1978)

0 - vs. Massachusetts (1978)

0 - vs. Grambling State (1993)

0 - vs. Western Kentucky (2000)

Fewest Touchdown Passes Allowed (Opponent)

0 - vs. Jackson State (1978)

0 - vs. Western Kentucky (2000)

Longest Pass Completion

77 yards - vs. Troy (1999)

Longest Pass Completion (Opponent)

72 yards - Georgia Southern (2001)

Fewest Total Plays Allowed

58 - vs. Jackson State (1978)

Most Total Yards Allowed

503 - vs. Southeastern Louisiana (2021)

Fewest Total Yards Allowed

190 - vs. Troy (1999)

KICKING

Most Punting Attempts

8 - vs. Jackson State (1978)

8 - vs. Troy (1996)

8 - vs. Western Kentucky (2000)

8 - vs. Georgia Southern (2001)

8 - vs. Southeastern Louisiana (2021)

Most Punts Allowed (Opponent)

9 - vs. Troy (1999)

Fewest Punting Attempts

3 - vs. Grambling State (1993)

Fewest Punts Allowed (Opponent)

2 - Grambling State (1993)

Most Yards Punting

361 - vs. Southeastern Louisiana (2021)

Most Yards Punting Allowed (Opponent)

437 - vs. Troy (1999)

Fewest Yards Punting

45 - vs. Massachusetts (1978)

Fewest Yards Punting Allowed (Opponent)

68 - vs. Grambling State (1993)

Most Field Goal Attempted

2 - vs. Grambling State (1993)

2 - vs. Troy (1998)

2 - vs. Western Illinois (1998)

Most Field Goals Attempted Allowed (Opponent)

4 - vs. Georgia Southern (2001)

Fewest Field Goals Made

0 - vs. Jackson State (1978)

Fewest Field Goals Attempted Allowed (Opponent)

1 - Jackson State (1978)

1 - Southern (1995)

1 - Troy (1996)

Most Field Goals Allowed (Opponent)

4 - Georgia Southern (2001)

Fewest Field Goals Allowed (Opponent)

1 - Jackson State (1978)



/// FLORIDA A&M ANNUAL LEADERS ///

1,000-YARD CAREER RUSHERS

Player (Years)	Att	Yards	Avg.
Willie Galimore (1953-56)	--	3,592	N/A
Tony Barber (1983-86)	599	3,278	5.4
Rashard Pompey (2002-05)	614	3,006	4.9
Philip Sylvester (2007-10)	599	2,998	5.0
James Rackley (1971-74)	611	2,611	4.3
Kenneth Williams (1996-99)	449	2,357	5.2
Ike Williams (1976-78)	331	2,077	6.3
Amir Rasul (1988-90)	391	2,072	5.3
Frank Middleton (1979-82)	363	1,925	5.3
Bishop Bonnett (2016-21)	327	1,900	5.8
Mike Solomon (1977-80)	358	1,870	5.2
Kwame Vidal (1993-96)	399	1,860	4.6
Clarence Hawkins (1974-77)	386	1,756	4.5
Hubert Ginn (1967-70)	403	1,685	4.1
Eddie Rocker (2009-12)	348	1,621	4.6
Devin Bowers (2015-18)	350	1,574	4.5
O.J. Marchbanks (2000-01)	311	1,550	4.9
James Owens (1968-70)	282	1,457	5.2
Sha-Meil Simpkins (1991-94)	288	1,440	4.6
Archie Jones (1978-80, 82)	189	1,379	7.3
Charles Bevel (1981, 83-85)	279	1,376	5.0
Greg Fashaw (1980-81; 83)	226	1,352	5.9
Bobby Felts (1961-64)	234	1,328	5.6
Al Frazier (1955-56)	119	1,310	11.0
Mike Thomas (1974-77)	278	1,222	4.4
Chuck Duffey (1989-92)	254	1,197	4.7
Derrick Gainer (1984-88)	222	1,132	5.1
Bob Hayes (1961-64)	162	1,123	6.9
Pat Reddick (1989-92)	221	1,113	5.0
Melvin McFayden (1976-79)	203	1,040	5.1
Bryan Moore (1984-88)	219	1,031	4.7

RUSHING

Year	Player	Att	Yds.	Avg.
1955	Willie Galimore	110	780	7.0
1956	Willie Galimore	86	820	9.5
1957	Lewis Johnson	48	627	13.0
1958	Leroy Hardee	87	704	8.1
1959	Clarence Childs	91	537	5.9
1961	Bob Paremore	59	376	6.5
1962	Bob Paremore	96	629	6.6
1963	Bobby Felts	101	657	6.5
1964	Bobby Felts	91	468	5.1
1965	Preston Johnson	78	403	5.1
1967	Hubert Ginn	122	517	4.2
1968	Hubert Ginn	156	722	4.6
1970	Jim Owens	81	432	5.3
1971	James Rackley	191	793	4.2
1972	James Rackley	167	769	4.6
1973	Ralph Kyles	162	677	4.2
1974	James Rackley	196	881	4.5
1975	Michael Thomas	101	427	4.2
1976	James Early	118	651	5.4
1977	Ike Williams	160	801	5.0
1978	Ike Williams	169	1,274	7.5
1979	Archie Jones	97	813	8.4
1980	Greg Fashaw	94	552	5.8
1981	Frank Middleton	131	731	5.6
1982	Frank Middleton	137	803	5.9
1983	Antonio Barber	109	603	5.5
1984	Antonio Barber	163	1,051	6.4
1985	Antonio Barber	194	947	4.8
1986	Antonio Barber	130	629	4.8
1987	Reggie Jones	109	492	4.5
1988	Derrick Gainer	126	627	5.0
1989	Amir Rasul	151	940	6.2
1990	Amir Rasul	208	1,012	4.9
1991	Chuck Duffey	131	644	4.9
1992	Chuck Duffey	98	460	4.7
1993	Earl Reeves	87	376	4.3
1994	Sha-meil Simpkins	210	1,102	5.4

RUSHING (Continued)

Year	Player	Att	Yds.	Avg.
1995	Kwame Vidal	283*	1,284*	4.5
1996	Antoine Flowers	134	738	5.5
1997	Kenneth Williams	139	782	5.6
1998	Greg Buchanan	103	620	6.0
1999	Kenneth Williams	170	909	5.3
2000	O.J. Marchbanks	184	1,012	5.5
2001	Kelsie Lordeus	144	745	5.2
2002	Rashard Pompey	138	650	4.7
2003	Rashard Pompey	163	721	4.4
2004	Rashard Pompey	119	540	4.5
2005	Rashard Pompey	194	1,095	5.6
2006	Anthony Edwards	123	482	3.9
2007	Philip Sylvester	151	858	5.7
2008	Curtis Pulley	118	885	7.5
2009	Curtis Pulley	122	881	7.2
2010	Philip Sylvester	170	968	5.7
2011	Eddie Rocker	104	524	5.0
2012	Eddie Rocker	148	694	4.7
2013	James Owens	96	379	3.9
2014	Gerald Hearn	131	500	3.8
2015	Devin Bowers	82	430	5.2
2016	Devin Bowers	107	398	3.7
2017	Devin Bowers	138	652	4.7
2018	DeShawn Smith	98	640	6.7
2019	Bishop Bonnett	97	372	3.8
2021	Bishop Bonnett	156	995	6.4

* - Single-Season School Records

PASSING

Year	Player	Att	Cmp	Yards	TD
1955	Lawrence Williams	35	11	299	4
1956	Dennis Jefferson	81	30	708	7
1957	James Williams	49	18	383	4
1958	Lee Royster	55	20	269	0
1959	Theodore Richardson	45	20	354	5
1961	Emory Collier	83	45	742	6
1962	Jim Tullis	105	43	957	11
1963	Jim Tullis	141	60	1,172	15
1964	Ernie Hart	141	71	1,123	7
1965	Elroy Morand	113	50	567	3
1967	Ken Riley	118	55	965	9
1968	Ken Riley	187	100	1,408	14
1970	Steve Scruggs	216	128	1,576	11
1971	Rod Montgomery	77	27	401	3
1972	Kenny Holt	138	68	1,029	6
1973	Kenny Holt	107	43	469	3
1974	Kenny Holt	78	30	422	1
1975	Robert Patterson	79	29	467	12
1976	Albert Chester	140	59	1,051	9
1977	Albert Chester	86	34	705	5
1978	Albert Chester	137	57	1,088	11
1979	Sammy Knight	94	31	562	4
1980	Nate Koonce	143	63	1,009	5
1981	Nate Koonce	219	100	1,330	3
1982	Nate Koonce	192	74	1,368	10
1983	Mike Kelly	129	69	988	9
1984	Calvin Giles	159	70	991	5
1985	Mike Kelly	149	68	1,158	6
1986	Oscar Williams	158	59	619	4
1987	Andre Williams	80	27	283	2
1988	Tony Ezell	150	60	889	11
1989	Tony Ezell	179	93	1,266	7
1990	Tony Ezell	293	141	2,302	20
1991	Tony Ezell	258	138	2,156	14
1992	Tracy Weldon	236	96	1,439	9
1993	Tony Rucker	106	53	583	1
1994	Ray Domingo	168	86	1,297	7
1995	Mario Allen	153	84	1,321	11
1996	Oteman Sampson	307	172	2,814	21
1997	Oteman Sampson	379	215	3,292*	25*



/// FLORIDA A&M ANNUAL LEADERS ///

PASSING (Continued)

Year	Player	Att	Cmp	Yards	TD
1998	Patrick Bonner	435*	271*	3,575*	38*
1999	JaJuan Seider	335	206	2,622	27
2000	Quinn Gray	426*	224	2,805	23
2001	Quinn Gray	415	210	2,717	19
2002	Casey Printers	219	124	1,535	12
2003	Ben Dougherty	368	234	2,502	13
2004	Ben Dougherty	393	242*	2,696	19
2005	Albert Chester, II	78	56	641	3
2006	Albert Chester, II	264	164	1,986	18
2007	Leon Camel	137	54	634	3
2008	Curtis Pulley	178	98	1,382	17
2009	Curtis Pulley	227	137	1,824	12
2010	Martin Ukpai	144	67	908	4
2011	Damien Fleming	218	132	1,622	11
2012	Damien Fleming	308	214	2,157	16
2013	Damien Fleming	201	106	1,016	6
2014	Damien Fleming	314	186	2,159	17
2015	Carson Royal	248	122	1,359	7
2016	Ryan Stanley	227	128	1,358	8
2017	Ryan Stanley	284	183	2,190	16
2018	Ryan Stanley	342	205	2,512	17
2019	Ryan Stanley	321	193	2,566	23
2021	Rasean McKay	364	211	2,457	22

* - Single-Season School Records

RECEIVING

Year	Player	No.	Yards	TD
1955	Al Frazier	6	258	3
1956	Al Frazier	11	405	3
1957	Alvin Chavis	6	146	1
1958	Leroy Hardee	6	99	0
	Horace Small	6	76	0
1959	Williams Barber	9	116	2
1961	Al Denson	19	395	6
1962	Al Denson	16	461	7
1963	Al Denson	33	564	5
1965	Art Robinson	43	563	4
1967	John Eason	30	642	10
1968	Melvin Jones	30	392	5
1970	Al Sykes	50	694	5
1971	James Black	19	205	1
1972	Willie Cook	15	381	3
1973	Rod Montgomery	14	196	2
1974	Carl Burgess	9	179	0
1975	Carl Burgess	13	164	0
1976	Carl Burgess	23	435	4
1977	Chris Douglas	9	100	2
1978	Chris Douglas	15	228	3
1979	Bobby Hawkins	15	304	3
1980	Bobby Hawkins	17	386	1
1981	Ray Alexander	38	535	1
1982	Ray Alexander	41	941	10
1983	Ray Alexander	57	1,079	9
1984	Billy Wilson	23	360	3
1985	Robert Gentle	20	351	2
1986	Antonio Barber	22	214	1
1987	Curtis Greene	12	127	2
1988	Troy Allen	14	188	2
	Curtis Green	14	144	1
1989	Amir Rasul	29	228	3
1990	Terry Mickens	26	457	3
1991	Terry Mickens	31	567	2
1992	Terry Mickens	52	900	6
1993	Terry Mickens	38	598	4
1994	Robert Wilson	58	857	5
1995	Robert Wilson	50	664	8
1996	Robert Wilson	78	1,161	10
1997	Jacquay Nunnally	61	1,066	10
1998	Jacquay Nunnally	93	1,316*	12
1999	Cainon Lamb	65	1,032	13*

RECEIVING (Continued)

Year	Player	No.	Yards	TD
2000	Jacquay Nunnally	96*	1,088	9
2001	Issac Brown	57	697	3
2002	Charlie Allen	68	913	7
2003	Rod Miller	71	829	6
2004	Ronnie Thomas	64	542	5
2005	Roosevelt Kiser	64	739	5
2006	Roosevelt Kiser	63	647	5
2007	Willie Hayward	35	483	4
2008	Kevin Elliott	58	817	7
2009	Isaac West	36	641	2
2010	Antonio "T.J." Lawrence	26	395	3
2011	Kevin Elliott	41	720	5
2012	Lenworth Lennon	71	699	4
2013	Lenworth Lennon	33	406	2
2014	Brandon Norwood	36	516	1
2015	Brandon Norwood	49	442	2
2016	Brandon Norwood	51	468	4
2017	Brandon Norwood	49	500	3
2018	Xavier Smith	52	727	4
2019	Xavier Smith	77	1,159	11
2021	Xavier Smith	64	713	3

* - Single-Season School Records / + - Tied Record

TOUCHDOWNS

Year	Player	No
1955	Al Frazier	3
1956	Al Frazier	16*
	Willie Galimore	16*
1957	David Latimore	9
1958	Leroy Hardee	8
1961	Bob Paremora	11
1962	Robert Paremora	10
1963	Bobby Felts	11
	Bob Hayes	11
1964	Bobby Felts	10
1967	John Eason	10
1968	Ken Riley	6
1970	Glen Edwards	10
1971	James Rackley	15
1972	Kenny Holt	7
1973	Kenny Holt	8
1974	Calvin Moore	8
1975	Clarence Hawkins	5
1976	Chris Douglas	5
	Clarence Hawkins	5
1977	Clarence Hawkins	10
1978	Michael Solomon	12
1979	Sammy Knight	8
1980	Frank Middleton	6
1981	Charles Bevel	6
1982	Frank Middleton	13
1983	Ray Alexander	9
1984	Tom Barber	5
	Charles Bevel	5
1985	Tony Barber	6
	Charles Bevel	6
1986	Reggie Jones	9
1987	Andre Williams	5
1988	Derrick Gainer	11
1989	Amir Rasul	11
1990	Amir Rasul	9
1991	Chuck Duffey	13
1992	Terry Mickens	6
1993	Terry Mickens	5
1994	Sha-meil Simpkins	6
1995	Kwame Vidal	15
1996	Antoine Flowers	16*
1997	Jacquay Nunnally	10
1998	Tariq Qaiyim	15
1999	Cainon Lamb	13
2000	Quinn Gray	12



/// FLORIDA A&M ANNUAL LEADERS ///

TOUCHDOWNS (Continued)

Year	Player	No
2001	Kelsie Lordeus	9
	O.J. Marchbanks	9
2002	Dennis Bonga	7
	Charlie Allen	7
2003	Ben Dougherty	8
2004	Roosevelt Kiser	8
2005	Rashard Pompey	6
2006	Roosevelt Kiser	6
2007	Philip Sylvester	7
2008	Curtis Pulley	8
2009	Kevin Elliott	7
	Philip Sylvester	7
2010	Philip Sylvester	10
2011	Lavante Page	14
2012	James Owens	7
2013	Casey Glines	5
2014	Damien Fleming	6
2015	Devondrick Nealy	4
2016	Devin Bowers	6
2017	Chad Hunter	6
	Devin Bowers	6
2018	Chad Hunter	6
	Azende Rey	6
2019	Xavier Smith	11
2021	Jah' Marae Sheread	10

* - Single-Season School Records

SCORING

Year	Player	Points
1955	Al Frazier	78
1956	Al Frazier	118*
1957	David Latimer	55
1958	Leroy Hardee	52
1961	Robert Paremore	66
1962	Robert Paremore	64
1963	Bobby Felts	68
1964	Ernie Hart	66
1965	Eugene Thomas	58
1967	John Eason	63
1968	Ken Riley	38
1970	Glen Edwards	60
1971	James Rackley	90
1972	Kenny Holt	42
1973	Kenny Holt	48
1974	Calvin Moore	50
1975	Greg Coleman	66
1976	Chris Douglas	30
	Clarence Hawkins	30
1977	Clarence Hawkins	60
1978	Michael Solomon	74
1979	Sammy Knight	48
1980	Vince Coleman	45
1981	Vince Coleman	45
1982	Frank Middleton	80
1983	Ray Alexander	54
1984	Antonio Barber	34
1985	Maurice Freeman	43
1986	Reggie Jones	54
1987	Jimmy Vertuno	36
1988	Jimmy Vertuno	68
1989	Amir Rasul	66
1990	Jimmy Vertuno	71
1991	Chuck Duffey	78
1992	Tim Camron	46
1993	Tim Camron	56
1994	Tim Camron	50
1995	Kwame Vidal	90
1996	Antoine Flowers	96
1997	Juan Toro	91
1998	Juan Toro	114

SCORING (Continued)

Year	Player	Points
1999	Jeremy Edwards	85
2000	Juan Vasquez	93
2001	Kelsie Lordeus	56
2002	Juan Vasquez	61
2003	Juan Vasquez	56
2004	Roosevelt Kiser	50
2005	Wesley Taylor	62
2006	Wesley Taylor	69
2007	Wesley Taylor	56
2008	Trevor Scott	90
2009	Trevor Scott	74
2010	Philip Sylvester	60
2011	Lavante Page	84
2012	Chase Varnadore	68
2013	Chase Varnadore	35
2014	Chase Varnadore	59
2015	Colby Blanton	41
2016	Colby Blanton	37
2017	Chad Hunter	36
	Devin Bowers	36
2018	Yahia Aly	76
2019	Xavier Smith	66
	Yahia Aly	66
2021	Jose Romo-Martinez	85

* - Single-Season School Records

PUNTING

Year	Player	Att.	Yds.	Avg.
1955	Lawrence Williams	13	423	32.5
1956	Al Frazier	9	285	31.7
1957	Williams Johnson	11	336	30.6
1958	Bennie Stokes	8	279	34.8
1961	Napoleon Johnson	29	973	32.5
1962	Napoleon Johnson	34	1,250	36.7
1963	Jim Tullis	38	1,253	32.9
1964	John Eason	23	720	31.3
1965	Andrew Greene	52	1,848	35.5
1966	John Eason	n/a	n/a	43.4
1967	John Eason	44	1,835	41.7
1968	Dewitt Anderson	46	1,716	37.3
1970	John Champion	48	1,931	40.2
1971	John Champion	65	2,591	39.9
1972	Tyrone Williams	58	2,396	41.3
1973	Greg Coleman	64	2,461	41.7
1974	Tyrone Williams	47	1,904	40.5
1975	Greg Coleman	59	2,461	41.7
1976	Harold Neely	51	1,869	36.6
1977	Sammy Knight	47	1,588	33.8
1978	Sammy Knight	61	1,840	30.2
1979	Vince Coleman	56	2,106	37.6
1980	Vince Coleman	48	1,980	31.3
1981	Vince Coleman	48	1,973	41.1
1982	Rod Dawson	59	2,394	40.5
1983	Layne Taylor	26	937	36.0
1984	Layne Taylor	38	1,483	39.0
1985	Layne Taylor	56	2,171	38.8
1986	Rod Dawson	62	2,579	41.6
1987	Vaughn Wilson	70	2,774	39.6
1988	Vaughn Wilson	66	2,812*	42.6
1989	Darnay Hogan	55	1,745	31.7
1990	Craig Hall	52	1,949	37.4
1991	Craig Hall	36	1,320	36.7
1992	Barry Brown	47	1,656	35.2
1993	Barry Markey	53	1,874	35.3
1994	Darrin Ford	60	2,159	36.0
1995	Darrin Ford	71*	2,567	36.1
1996	Darrin Ford	38	1,521	40.0
1997	Darrin Ford	36	1,453	40.4
1998	T.J. Smith	51	1,935	37.9
1999	T.J. Smith	36	1,354	37.6



/// FLORIDA A&M ANNUAL LEADERS ///

PUNTING (Continued)

Year	Player	Att.	Yds.	Avg.
2000	T.J. Smith	61	2,465	40.4
2001	T.J. Smith	60	2,389	39.8
2002	Damon Miller	61	2,357	38.6
2003	Damon Miller	51	1,983	38.9
2004	Damon Miller	51	2,154	42.2
2005	Wesley Taylor	59	2,707	45.9*+
2006	Wesley Taylor	43	1,774	41.3
2007	Wesley Taylor	59	2,412	40.9
2008	Will Platt	56	2,015	36.0
2009	Branden Holdren	37	1,363	36.8
2010	Branden Holdren	68	2,724	40.1
2011	Branden Holdren	61	2,481	40.7
2012	Branden Holdren	59	2,200	37.3
2013	Colby Blanton	74	2,933	39.6
2014	Colby Blanton	65	2,671	41.1
2015	Colby Blanton	80	3,135	39.2
2016	Colby Blanton	59	2,378	40.3
2017	Chris Faddoul	45	1,773	39.4
2018	Chris Faddoul	41	1,920	46.8+
2019	Chris Faddoul	40	1,841	46.0
2021	Jose Romo-Martinez	40	1,734	43.4

* - Single-Season School Records / + - Led FCS (Formerly NCAA Division I-AA)

INTERCEPTIONS

Year	Player	No.
1955	William Barber	4
	Al Frazier	4
1956	Al Frazier	2
1957	Leroy Hardee	3
1958	Theodore Richardson	3
1961	Jim Tullis	6
1962	Chuck Sutton	5
	Austin Wise	5
1963	Al Denson	5
1964	Chuck Sutton	6
1965	Eddie Cooper	5
1967	Eddie Cooper	5
	Major Hazelton	5
1968	Charles Sasser	4
	Thomas Wallace	4
1970	Harry Passmore	3
	Ted Lyons	3
1971	Leroy Powell	5
1972	Leroy Powell	5
1973	Curtis Powell	5
1974	Kenneth Clark	4
	Tyrone Williams	4
1975	Curtis Parnell	7
1976	Curtis Parnell	7
1977	Daryle Tyson	4
	Joe Yates	4
1978	Terry King	6
1979	Daryle Tyson	4
1980	Sam Bronson	3
	Billy Rolle	3
1981	Dorsey Hutchinson	6
1982	Dorsey Hutchinson	5
	Billie Rolle	5
1983	Zach Richards	5
1984	Don Jefferson	9*
1985	Tyrone Blue	4
1986	William Evers	5
1987	Kenneth Johnson	5
	Matt Fair	5
1988	Matt Fair	4
1989	William Carroll	4
1990	William Carroll	9*
1991	William Carroll	8
1992	Ken Riley, II	3
1993	Demetrius Boney	3
	Arthur Hightower	3

INTERCEPTIONS (Continued)

Year	Player	No.
1994	Barry Brown	3
1995	Earl Holmes	5
	Karlos Odum	5
1996	Karlos Odum	3
	Primus Burley	3
1997	Olrick Johnson	4
	Russell Parker	4
1998	Darnell Vickers	6
1999	Aaron Gray	6
2000	Troy Hart	5
2001	Troy Hart	5
	Sequan Dowe	4
2002	Levy Brown	8
2003	Levy Brown	7
2004	Sam Doughty	2
	Edward Kwaku	2
2005	Keith Williams	3
2006	Jason Beach	4
2007	Curtis Holcomb	2
2008	Curtis Holcomb	5
	Qier Hall	5
2009	Qier Hall	3
2010	Curtis Holcomb	3
2011	Devonte "Terry" Johnson	5
2012	Several (4) With	2
2013	Patrick Aiken	4
2014	Peter Tulloch	2
2015	Akil Blount	2
	Kashawn Butler	2
	John Boston	2
2016	Jacques Bryant	4
	Terry Jefferson	4
	Orlando McKinley	4
2017	Terry Jefferson	3
2018	Andrew Hines	3
2019	Markquese Bell	5
2021	Guysen "BJ" Bohler	4

* - Single-Season School Records

PUNT RETURNS

Year	Player	No.	Yds.	Avg.
1955	James Jones	2	84	42.0
1956	Al Fraizer	13	74	5.7
1957	Leroy Hardee	4	17	4.3
1958	Leroy Hardee	4	122	30.5
1961	Jim Tullis	10	222	22.0
1962	Bob Hayes	7	212	30.3
1963	Bob Hayes	13	313	24.0
1964	Major Hazelton	10	106	10.6
1965	Joe Williams	11	135	12.2
1967	Joe Williams	22	225	10.2
1968	Thomas Wallace	7	169	24.2
1970	Charles Sasser	15	98	6.5
1971	Walter James	14	62	4.4
1972	Leroy Powell	11	91	8.3
1973	Leroy Powell	19	113	15.9
1974	Curtis Parnell	19	189	9.9
1975	Curtis Parnell	22	229	10.4
1976	Curtis Parnell	16	126	7.8
1977	Sammy Knight	17	178	10.4
1978	Sammy Knight	34*	293	8.6
1979	Bobby Hawkins	15	156	10.0
1980	Bobby Hawkins	10	187	18.7
1981	Greg Fashaw	18	116	6.4
1982	Mike Smith	21	143	6.8
1983	Mike Smith	22	146	6.0
1984	Mike Smith	14	102	7.3
1985	Billy Wilson	30	162	5.4
1986	Howard Huckaby	15	204	13.6
1987	Howard Huckaby	5	42	8.4



/// FLORIDA A&M ANNUAL LEADERS ///

PUNT RETURNS (Continued)

Year	Player	No.	Yds.	Avg.
1988	Howard Huckaby	26	478	18.3
1989	Tyrone Davis	13	120	9.2
1990	Tyrone Davis	11	65	5.9
1991	Tyrone Davis	22	243	11.0
1992	Tremayne Bridges	22	170	7.7
1993	Tremayne Bridges	7	45	6.4
1994	Jay Young	24	291	12.1
1995	Jamie Bell	27	150	5.5
	Tremayne Bridges	10	178	17.8
1994	Jay Young	24	291	12.1
1995	Jamie Bell	27	150	5.5
	Tremayne Bridges	10	178	17.8
1996	Undre Williams	16	258	16.1
1997	Undre Williams	15	171	11.4
1998	Oday Mickel	20	221	11.0
1999	Cainon Lamb	15	122	8.1
2000	Isaac Brown	31	160	5.2
2001	Levy Brown	26	247	9.5
2002	Maurice Demps	27	230	8.5
2003	Maurice Demps	12	98	8.2
2004	Williams Judson	16	94	5.9
2005	Roosevelt Kiser	14	229	16.4
2006	Roosevelt Kiser	17	169	9.9
2007	Gregory Clark	14	144	10.3
2008	LeRoy Vann	29	464	16.0
2009	LeRoy Vann	29	569*	19.6
2010	Antonio "T.J." Lawrence	28	258	9.2
2011	Jerral Stewart	15	104	6.9
2012	Lenworth Lennon	13	116	8.9
2013	Devonte "Terry" Johnson	12	192	16.0
2014	Devonte "Terry" Johnson	16	216	13.5
2015	Devondrick Nealy	12	176	14.7
2016	Kareem Smith	12	177	14.8
2017	Kareem Smith	18	150	8.3
2018	Chad Hunter	7	34	4.9
2019	Azende Rey	14	106	7.6
2021	Jah' Marae Shread	18	358	19.9*

* - Single-Season School Records / ^ - Led FCS (Formerly NCAA Division I-AA)

KICKOFF RETURNS (Continued)

Years	Player	No.	Yards	Avg.
1988	Howard Huckaby	22	329	14.9
1989	Howard Huckaby	9	178	19.7
1990	David Lucas	19	356	18.7
1991	David Lucas	21	596	28.4*
1992	Tyrone Davis	10	281	28.1
1993	Ron Williams	27	457	16.9
1994	Pat Herrington	29	700	24.1
1995	Pat Herrington	27	492	18.2
1996	John Rutledge	10	153	15.3
	Undre Williams	8	259	32.4
1997	Demetris Bendross	16	314	19.6
1998	Oday Mickel	18	377	23.3
	Antoine Flowers	17	572	33.6
	Trabian Turner	23	452	19.7
2000	Isaac Brown	17	312	18.4
2001	Isaac Brown	23	388	16.9
2002	E.J. Collier	29	586	20.2
2003	Michael Fisher	17	349	20.5
2004	Williams Judson	35	677	19.3
2005	Roosevelt Kiser	18	402	22.3
2006	Roosevelt Kiser	33	753	22.8
2007	Philip Sylvester	29	695	24.0
2008	LeRoy Vann	38	1,121	29.5
2009	LeRoy Vann	40	818	20.5
2010	James Owens	18	450	25.0
2011	Jerral Stewart	15	104	6.9
2012	James Owens	39	904	23.2
2013	James Owens	18	441	24.5
2014	Curtrich Evans	16	270	16.9
2015	Devondrick Nealy	12	263	21.9
2016	Kareem Smith	22	456	20.7
2017	Orlando McKinley	21	510	24.3
2018	Marcus Williams	23	554	24.1
2019	Marcus Williams	18	484	26.9
2021	Xavier Smith	11	229	20.8

* - Single-Season School Records; led FCS (Formerly NCAA Division I-AA)

+ - Set FCS Single-Season Record For Touchdowns on kickoff returns

KICKOFF RETURNS

Years	Player	No.	Yards	Avg.
1955	Al Frazier	6	134	22.5
1956	Al Frazier	8	261	32.6
1957	Leroy Hardee	2	24	12.0
1958	Lewis Johnson	3	62	20.6
1961	Bob Hayes	10	343	34.3
1962	Bob Hayes	12	196	16.3
1963	Bob Hayes	12	272	22.2
1964	Bob Hayes	12	267	22.2
1965	Joe Williams	24	690	28.7
1967	Joe Williams	18	463	25.7
1968	Thomas Wallace	13	309	23.7
1970	Fred Warren	12	282	20.1
1971	Charles Whiting	19	436	22.9
1972	Ralph Kyles	15	350	23.3
1973	Earl Goodman	9	186	20.6
1974	Walt James	15	352	23.5
1975	Wilburn Gaines	7	108	15.4
1976	Michael Thomas	20	319	15.9
1977	Melvin McFayden	8	210	26.3
1978	Sammy Knight	10	234	23.4
1979	Melvin McFayden	8	215	26.8
1980	Sammy Knight	10	234	23.4
1981	Javaro Sims	10	224	22.4
1982	Mike Smith	29	584	20.1
1983	Mike Smith	22	479	21.8
1984	Mike Smith	26	462	17.8
1985	Billy Wilson	24	437	18.2
1986	Howard Huckaby	23	501	21.8
1987	Howard Huckaby	30*	602*	30.1*

TACKLES

Year	Player	Solo	Asst	TOT
1970	Charles Stockton	56	47	103
1971	Al Stevens	74	69	143
1972	Benny Coffee	69	42	111
1973	Frank Marion	75	36	111
1974	Frank Poole	82	76*	158
1975	Frankie Poole	81	63	144
1976	Steve Isaac	48	44	92
1977	Joe Yates	57	43	100
1979	Harrell Oliver	65	64	129
1980	Nate Newton	53	45	98
1981	R.C. Eason	48	25	73
1982	Erwin Wright	67	44	111
1983	R.C. Eason	79	47	126
1984	Darryl Drew	75	56	131
1985	Willie Brown	54	44	98
1986	Bruce Norflee	52	22	74
1987	Lamar Glover	37	50	87
1988	Darryl Davis	48	52	100
1989	Chris Blue	64	30	94
1990	Cedric Jones	60	42	102
1991	Cedric Jones	84	67	151
1992	Darrell Smith	72	42	114
1993	Earl Holmes	78	54	132
1994	Earl Holmes	69	42	111
1995	Earl Holmes	103*	68	171*
1996	Cedric Liddell	54	37	89
1997	Olick Johnson	39	51	90
1998	Olick Johnson	51	48	99
1999	Cory Johnson	40	48	88
2000	Patrick Burrows	38	31	69
2001	Levy Brown	65	33	98
2002	Joe Sanders	43	42	85
2003	Shedrick Copeland	56	44	100
2004	Sammy Doughty	52	29	81



/// FLORIDA A&M ANNUAL LEADERS ///

TACKLES (Continued)

Year	Player	Solo	Asst	TOT
2005	O'Bryan Brandy	45	40	85
2006	Vernon Wilder	32	57	89
2007	Vernon Wilder	43	44	87
2008	Bryan Parker	46	22	68
2009	Alvis Graham	39	30	69
2010	Oier Hall	39	20	59
2011	Demarius Folsom	41	27	68
2012	Brandon Hepburn	60	26	86
2013	John Ojo	48	28	76
2014	Akil Blount	42	30	72
2015	Akil Blount	44	31	75
2016	Jacques Bryant	50	20	70
2017	Jakaris Wilson	55	42	97
2018	Elijah Richardson	35	40	75
2019	Elijah Ricardson	35	38	73
2021	Markquese Bell	71	24	95

* - Single-Season School Records

QUARTERBACK SACKS (Continued)

Year	Player	No.
2021	Isaiah Land	19

* - Single-Season School Records

QUARTERBACK SACKS

Year	Player	No.
1974	Thad Starlings	9
1975	Earl Goodman	7
1976	Enhram Hagins	6
1977	Jeff Grady	8
1979	Harrell Oliver	11
1980	Tony Hayes	12
1981	R.C. Eason	13
1982	Alonzo Johnson	20*
1983	R.C. Eason	18
1984	Darryl Drew	5
1985	Merlon Jones	9
1986	Bryan Brewer	9
1987	Bryan Brewer	13.5
1988	Winfred Hudson	8.5
1989	Maress Scott	9.5
1990	Keith Austin	5
1991	Sean Brantley	13.5
1992	Lee Greene	11
1993	Rod Williams	10
1994	Reggie Lee	6.5
1995	Rod Williams	9
1996	Jomo Cousins	9
1997	Jomo Cousins	10.5
1998	Ebbie Parsons	11
1999	Jauron Dailey	10
2000	Jauron Dailey	13
2001	Sean Kelly	13
2002	Jeff Green	7
2003	Jeff Green	3
2004	Altariq Brown	4.5
2005	Tyrone McGriff	6.5
2006	Dannel Shepard	3.5
2007	Vernon Wilder	5.5
2007	Dannel Shepard	5.5
2008	Bryan Parker	8
2009	Gregory Boler	3
2010	Jerry Willis	4.5
2011	Demarius Folsom	5.0
	Nicolas Hollinghead	5.0
2012	Brandon Hepburn	5.5
	Ellie Hyppolite	5.5
2013	Brandon Denmark	4.0
	France (Frank) Mays	4.0
2014	Shaun Ward	4.0
2015	Trevor Bone	1.5
	Romario Chisholm	1.5
2016	Calvin Darville	4.0
2017	Antonio Miller	4.0
2018	Antonio Miller	4.5
2019	Renaldo Flowers, Jr.	4.5



/// FLORIDA A&M MISCELLANEOUS ///

GAME ATTENDANCE

Largest Ever Attendance (Ohio Stadium, Columbus, Ohio)
103,595 - Ohio State (2013)

Largest In-State Attendance (Orange Bowl Stadium, Miami, Fla.)
74,292 - Miami (Fla.) (1992)

Orange Blossom Classic (Orange Bowl Stadium, Miami Fla.)
47,191 - vs. Jackson State (1961)

Tampa Classic (Tampa Stadium, Tampa Fla.)
46,477 - vs. Tampa (1969)

Bold City Classic (Gator Stadium Tampa, Fla.)
21,805 - vs. Maryland Eastern Shore, 1978).

Tallahassee Game (Doak Campbell Stadium)
37,501 - vs. Bethune-Cookman (1977).

Tallahassee Game (Bragg Memorial Stadium)
33,954 - vs. Morgan State, Homecoming, 1996.

Florida Classic (Camping World Stadium, Orlando, Fla.)
73,358 - vs. Bethune-Cookman in Orlando, Fla, 2003.

Atlanta Football Classic (Georgia Dome, Atlanta, Ga.)
70,185 - vs Tennessee State, 2003.

Circle City Classic (RCA Dome, Indianapolis, Ind.)
62,037 - vs. Hampton at Circle City Classic, 1996.

Best Tallahassee Attendance Average (Bragg Memorial Stadium)
21,964 - 4 Games (1994)

Best Total Tallahassee Attendance
82,387 - 4 Games (1996)

Highest Attendance With FAMU as Host (Season)
222,174 - 7 Games (2000)

Highest Attendance For Full Season
300,084 - 12 Games (1996)

Longest SIAC Winning Streak
60 - 1952-1956

Longest MEAC Winning Streak
13 - 1995-97

Longest SWAC Winning Streak
5 - 2021-

Most Shutouts (Season)
7 - 1938

Most Consecutive Times Shutout
4 - 1928

Most Games Won (Season)
12 - 1978

Most Games Lost (Season)
9 - 2013
9 - 2014

* - 9th game of 1960 through 10th game of 1962
** - 11th game of 1976 through 5th game of 1978

TOP ATTENDED GAMES

YEAR	OPPONENT	LOCATION	ATTENDANCE
2013	Ohio State	Columbus, Ohio	103,595
2003	Florida	Gainesville, Fla.	90,007
2012	Oklahoma	Norman, Okla.	84,852
1992	Miami (Fla.) [^]	Miami Gardens, Fla.	74,292
2003	Bethune-Cookman#	Orlando, Fla.	73,358
2006	Bethune-Cookman#	Orlando, Fla.	71,216
2000	Bethune-Cookman#	Orlando, Fla.	70,719
2002	Bethune-Cookman\$	Atlanta, Ga.	70,201
2003	Tennessee State\$	Atlanta, Ga.	70,185
1999	Bethune-Cookman#	Orlando, Fla.	70,125
2005	Bethune-Cookman#	Orlando, Fla.	70,112
2001	Bethune-Cookman#	Orlando, Fla.	70,112
2002	Miami (Fla.)	Miami Gardens, Fla.	68,548
2002	Tennessee State\$	Atlanta, Ga.	67,167
1998	Bethune-Cookman#	Orlando, Fla.	66,245
2000	Tennessee State\$	Atlanta, Ga.	62,455
1996	Hampton&	Indianapolis, Ind.	62,037
2008	Bethune-Cookman#	Orlando, Fla.	60,712
2016	Miami (Fla.)	Miami Gardens, Fla.	60,703
2011	Bethune-Cookman#	Orlando, Fla.	60,218
2011	Southern\$	Atlanta, Ga.	59,373
2003	Jackson State&	Indianapolis, Ind.	58,198
2006	Tennessee State\$	Atlanta, Ga.	57,885
2000	Grambling State&	Indianapolis, Ind.	57,808
1995	Miami (Fla.)	Miami Gardens, Fla.	57,721
1997	Bethune-Cookman#	Orlando, Fla.	56,351
2005	Tennessee State\$	Atlanta, Ga.	56,279
2019	Bethune-Cookman#	Orlando, Fla.	55,730
2003	Alabama State!	Detroit, Mich.	54,941
1999	Miami (Fla.) [^]	Miami Gardens, Fla.	54,147
2018	Bethune-Cookman#	Orlando, Fla.	52,142

[^] - Orange Blossom Classic | # - Florida Blue Florida Classic

! - Detroit Classic | \$ - Atlanta Football Classic | & - Circle City Classic

MISCELLANEOUS

Most Overtimes

6 - vs. Hampton (1996)

Longest Game

5 hours, 10 minutes - vs. Hampton (1996)

WON-LOSS RECORD

Most Consecutive Wins

21 - (1960-1962)*

17 (1976-1978)**

Longest Losing Streak

6 - 2015



/// LAST TIME IT HAPPENED ///

TEAM	FLORIDA A&M	OPPONENT
RUSHING		
Had 400 or more yards	568 vs. Morris Brown, 1977	437, Georgia Southern, 1988
Had 300-399 yards	301 vs. Howard, 2007	338, Central Florida, 2019
Had 200-299 yards	276 vs. Bethune-Cookman, 2021	241, South Florida, 2021
Had 100-199 yards	178 at UAPB, 2021	158, Southeastern Louisiana, 2021
Had 0-99 yards	53 at Southeastern Louisiana, 2021	51, Bethune-Cookman, 2021
Had fewer than 0 yards	-93 vs. Alcorn State, 1968	-15, Fort Valley State, 2019
Had 70 or more rush attempts	80 vs. Tennessee State, 1995	74, North Carolina A&T State, 1980
Had 60-69 rush attempts	<i>Not Recorded</i>	64, Bethune-Cookman, 2007
Had 50-59 rush attempts	53, vs. Tennessee State, 1995	56, Central Florida, 2019
Had six or more rush touchdowns	<i>Not Recorded</i>	7, Hampton, 2006
Had five rush touchdowns	5 vs. Southern, 2011	<i>Not Recorded</i>
Had four rush touchdowns	<i>Not Recorded</i>	4, South Florida, 2021
Had three rush touchdowns	3 vs. Bethune-Cookman, 2021	3, North Carolina A&T State, 2019
PASSING		
Had 500 or more yards	502 vs. Howard, 1998	561, Howard, 1998
Had 400-499 yards	427 at South Carolina State, 2019	<i>Not Recorded</i>
Had 300-399 yards	392 at UAPB, 2021	345, Southeastern Louisiana, 2021
Had 200-299 yards	238 at Southeastern Louisiana, 2021	265, Bethune-Cookman, 2021
Had 75 yards or fewer	30 at Ohio State, 2013	66, Grambling State, 2021
Had 50 or more pass attempts	54 at North Carolina A&T State, 2018	58, Howard, 1998
Had 40-49 pass attempts	40 at Southeastern Louisiana, 2021	49, Southeastern Louisiana, 2021
Had 30-39 pass attempts	35 at UAPB, 2021	39, Southern, 2021
Had 20 or fewer pass attempts	16 at Ohio State, 2013	20, Grambling State, 2021
Had 20-29 pass completions	24, at UAPB, 2021	29, North Carolina A&T State, 2019
Had fewer than 10 completions	0 vs. Massachusetts, 1978	7, Grambling State, 2021
Had six or more passing touchdowns	7 vs Howard, 1998	6, Central Florida, 2019
Had five passing touchdowns	5 at UAPB, 2021	5, Troy, 2018
Had four passing touchdowns	4 vs. North Carolina Central, 2019	4, Southeastern Louisiana, 2021
Had three passing touchdowns	3 at Mississippi Valley State, 2021	3, Bethune-Cookman, 2021
Had zero passing touchdowns	vs Jackson State, 2021	Jackson State, 2021
Had seven passes intercepted	7 vs. Jackson State, 1996	<i>Not Recorded</i>
Had six passes intercepted	<i>Not Recorded</i>	<i>Not Recorded</i>
Had five passes intercepted	<i>Not Recorded</i>	<i>Not Recorded</i>
Had four passes intercepted	<i>Not Recorded</i>	<i>Not Recorded</i>
Had three passes intercepted	<i>Not Recorded</i>	South Carolina State, 2021
Did not throw an interception	vs. Bethune-Cookman, 2021	Southern, 2021
Completed passes to 10 or more players	10, vs. Morgan State, 2016	10, Southeastern Louisiana, 2021
Completed passes to nine players	at UAPB, 2021	<i>Not Recorded</i>
Completed passes to eight players	at Alabama A&M, 2021	UAPB, 2021
Completed passes to seven players	at Southern, 2021	Bethune-Cookman, 2019
Completed passes to six players	vs. Bethune-Cookman, 2021	Mississippi Valley State, 2021
TOTAL OFFENSE		
Had 700 or more yards	725 vs. Howard, 1996	745 at South Florida, 2011
Had 600-699 yards	<i>Not Recorded</i>	694, Central Florida, 2019
Had 500-599 yards	570 at UAPB, 2021	503, Southeastern Louisiana, 2021
Had 400-499 yards	473 vs. Bethune-Cookman, 2021	404, at South Florida, 2021
Had fewer than 100 yards	80 at Ohio State, 2013	81, Winston-Salem State, 2008
Ran 85 or more plays	86 at South Carolina State, 2019	93, Southeastern Louisiana, 2021
Ran 55 or fewer plays	53 vs. North Carolina A&T State, 2019	50, South Carolina State, 2021
SCORING		
Scored 90 or more points	97 vs. Bethune-Cookman, 1960	<i>Never</i>
Scored 80-89 points	84 vs. Norfolk State, 1998	<i>Never</i>
Scored 70-79 points	76 vs. South Carolina State, 1999	70, Miami, 2016
Scored 60-69 points	60 vs. Norfolk State, 2003	62, Central Florida, 2019
Scored 50-59 points	52 vs. Delaware State, 2019	58, Samford, 2015
Scored 40-49 points	46 vs. Bethune-Cookman, 2021	44, South Carolina State, 2018
Scored 30-39 points	37 at UAPB, 2021	38, Southeastern Louisiana, 2021
Scored 0 points	at Central Florida (62-0), 2019	Alabama State (28-0), 2021
Won by 45 points or more	50 vs. Norfolk State (60-10), 2003	62, Central Florida (62-0), 2019
Won by 30-44 points	30 UAPB (37-7), 2021	42, Arkansas (49-7), 2017
Won by 20-29 points	25 vs. Bethune-Cookman (46-21), 2021	24, Southeastern Louisiana (38-14), 2021
Scored on first drive of game	at Southern, 2021	Bethune-Cookman, 2021
Recorded a safety	vs. Grambling State, 2021	Morgan State, 2019
Recorded two or more safeties	vs. Southern, 2019	<i>Not Recorded</i>
Scored on a blocked field goal	<i>Not Recorded</i>	<i>Not Recorded</i>
Scored on first offensive play of game	<i>Not Recorded</i>	Bethune-Cookman, 2021
TURNOVERS		
Lost seven or more turnovers	7 vs. Jackson State, 1996	9, North Carolina A&T State, 1968
Lost six turnovers	vs. Tuskegee, 1977	<i>Not Recorded</i>
Lost five turnovers	at Norfolk State, 2017	<i>Not Recorded</i>
Lost four turnovers	at Mississippi Valley State, 2021	Bethune-Cookman, 2021
Lost four or more fumbles	6 vs. Tuskegee, 1977	13, North Carolina A&T State, 1968
Threw four or more interceptions	7 vs. Jackson State, 1996	<i>Not Recorded</i>
Did not commit a turnover	vs. Bethune-Cookman, 2021	Grambling State, 2021
Lost a game and did not commit a turnover	at Central Florida, 2019	Grambling State, 2021
Two turnovers returned for touchdowns	Bethune-Cookman, 2021	<i>Not Recorded</i>
Two interceptions returned for touchdowns	<i>Not Recorded</i>	<i>Not Recorded</i>
DEFENSE		
Intercepted three or more passes	3 at UAPB, 2021	3, Samford, 2013
Intercepted two passes	2 vs. Bethune-Cookman, 2021	2, Mississippi Valley State, 2021
Recorded 5 or more sacks	5 at UAPB, 2021	<i>Not Recorded</i>
Returned an interception for a touchdown	100 yards at Delaware State, 2016	23 yards, Bethune-Cookman, 2019
Returned a fumble for a touchdown	47 yards vs. Bethune-Cookman, 2021	0, Mississippi Valley State, 2021
Recorded 8.0 or more tackles for loss in a game	8 vs. Bethune-Cookman, 2021	9.0, Mississippi Valley State, 2021



/// LAST TIME IT HAPPENED ///

TEAM	FLORIDA A&M	OPPONENT
SPECIAL TEAMS		
Returned a punt for a touchdown	59 at Mississippi Valley State, 2021	<i>Not Recorded</i>
Returned a blocked punt for a touchdown	<i>Not Recorded</i>	<i>Not Recorded</i>
Blocked a punt for a safety	<i>Not Recorded</i>	Morgan State, 2019
Returned a kickoff for a touchdown	94 vs. Delaware State, 2019	100, North Carolina A&T State, 2018
Blocked a punt	<i>Not Recorded</i>	Morgan State, 2019
Punted 10 or more times	13 at Central Florida, 2019	10, Winston-Salem State, 2008
Did not record a punt	<i>Not Recorded</i>	<i>Not Recorded</i>
Blocked a field goal	<i>Not Recorded</i>	Jackson State, 2021
Blocked a PAT	<i>Not Recorded</i>	<i>Not Recorded</i>
Recovered an onside kick	<i>Not Recorded</i>	<i>Not Recorded</i>
Made five or more field goals	5 vs. North Carolina Central, 2013	<i>Not Recorded</i>
Scored via offense, defense and special teams	vs. Bethune-Cookman, 2021	<i>Not Recorded</i>

MISCELLANEOUS	FLORIDA A&M	OPPONENT
Had 30 or more first downs	37 vs. Howard, 1998	42, Central Florida, 2019
Had 10 or fewer first downs	8 at Central Florida, 2019	10, Grambling State, 2021
Had 20 or more penalties	21, Morgan State, 2010	20, Howard, 1993
Had 15-19 penalties	15 vs. Jackson State, 2018	16, Savannah State, 2018
Had 100 or more penalty yards	107 at Southeastern Louisiana, 2021	104, Alabama A&M, 2021
Had less than 25 penalty yards	10, Bethune-Cookman, 1976	5, Morris Brown, 1959
Had zero penalties	<i>Not Recorded</i>	<i>Not Recorded</i>
Had 35 minutes or more possession time	36:45 vs. Bethune-Cookman, 2021	38:13, Southeastern Louisiana, 2021
Scoring drive of 15 or more plays	16, vs. Grambling State, 2021	17, Howard, 2019
Scoring drive of 99 yards	99 vs. Bethune-Cookman, 1991	99, Bethune-Cookman, 2018

INDIVIDUAL	FLORIDA A&M	OPPONENT
RUSHING		
Rushed 30 or more times	<i>Not Recorded</i>	32, North Carolina A&T State, Tarik Cohen, 2013
Rushed for 300 or more yards	<i>Not Recorded</i>	<i>Not Recorded</i>
Rushed for 200-299 yards	222, vs. Howard, Phii Sylvester, 2007	204, South Carolina State, Jalen Simmons, 2014
Rushed for 150-199 yards	187 at Alabama A&M, Deshawn Smith, 2021	<i>Not Recorded</i>
QB rushed for 100 or more yards	118 at Delaware State, Ryan Stanley, 2016	<i>Not Recorded</i>
QB rushed for a long of 50 yards or more	54 at Delaware State, Ryan Stanley, 2016	<i>Not Recorded</i>
Had four or more rushing touchdowns	5 vs. Southern, Lavante Page, 2011	4, Oklahoma, Damien Williams, 2012
Had three rushing touchdowns	3 at Delaware State, Ryan Stanley, 2016	3, South Florida, Jaren Mangham, 2021
Had a run of 80 or more yards	80 at Alabama A&M, Bishop Bonnett, 2021	99 yards, Bethune-Cookman, Tupac Ishme, 2018
Had a run of 70-79 yards	73 at Samford, Devin Bowers, 2015	<i>Not Recorded</i>

PASSING	FLORIDA A&M	OPPONENT
Passed for 400 or more yards	427 at South Carolina State, Ryan Stanley, 2019	561, Howard, Ted White, 1998
Passed for 300-399 yards	383 at UAPB, Rasean McKay, 2021	345, Southeastern Louisiana, Cole Kelley, 2021
Attempted 45 or more passes	49 at South Carolina State, Ryan Stanley, 2019	45, Southeastern Louisiana, Cole Kelley, 2021
Completed 30-39 passes	30 at South Carolina State, Ryan Stanley, 2019	31, Southeastern Louisiana, Cole Kelley, 2021
Threw five or more touchdown passes	5 at UAPB, Rasean McKay, 2021	5, Howard, Ted White, 1998
Threw four touchdown passes	4 vs. Delaware State, Ryan Stanley, 2019	4, Southeastern Louisiana, Cole Kelley, 2021
Threw four or more interceptions	7 vs. Jackson State, Oteman Sampson, 1996	<i>Not Recorded</i>
Threw three interceptions	vs. Delaware State, Carson Royal, 2013	Skyler Perry, UAPB, 2021
Completed a pass of 70 or more yards	91 yards vs. Hampton, Ryan Stanley, 2017	82, Bethune-Cookman, Devin Black, 2021
Completed a pass to 10 or more receivers	10 vs. Morgan State, Ryan Stanley, 2016	10, Southeastern Louisiana, Cole Kelley, 2021

RECEIVING	FLORIDA A&M	OPPONENT
Caught 15 or more passes	15 vs. South Florida, Xavier Smith, 2021	15, Southern, Fred Bailey, 1994
Had 200 or more receiving yards	201 vs. Southern, Xavier Smith, 2019	242, Tennessee State, Golden Tate, 1983
Caught three or more touchdowns	3 at Mississippi Valley State, Jah' Marae Sheread, 2021	3, North Carolina A&T State, Kwashaun Quick, 2014
Had two players with 100+ yards receiving	X. Smith 137 & D. Manigo 136 at South Carolina State, 2019	<i>Never</i>

TOTAL OFFENSE	FLORIDA A&M	OPPONENT
Had 500 or more yards	539 vs. Gerogia Southern, Oteman Sampson, 1997	561, Howard, Ted White, 1998
Had 400-499 yards	430 at South Carolina State, Ryan Stanley, 2019	<i>Not Recorded</i>
QB had 100 yards or more passing AND rushing	204 pass, 118 rush at Delaware State, Ryan Stanley, 2016	<i>Not Recorded</i>

DEFENSE	FLORIDA A&M	OPPONENT
Intercepted three or more passes	4 vs. Tennessee State, Dorsey Hutchinson, 1991	3, Samford, Josh Kimberlin, 2013
Intercepted two passes	2 vs. UAPB, BJ Bohler, 2021	2, Bethune-Cookman, Tydarius Peters, 2018
Recovered two or more fumbles	<i>Not Recorded</i>	<i>Not Recorded</i>
Forced two or more fumbles	<i>Not Recorded</i>	<i>Not Recorded</i>
Recorded 3 or more sacks	3.0 vs. UAPB, Isaiah Land, 2021	3.0, Morgan State, Chris Robinson, 2014
Recorded 15 or more tackles	15 at South Florida, Markquese Bell, 2021	18, Norfolk State, Anthony Smith, 2018
Returned an interception for a touchdown	100 yards at Delaware State, Orlando McKinley, 2016	23 yards, Bethune-Cookman, Trevor Merritt, 2019
Returned a fumble for a touchdown	46 yards vs. Bethune-Cookman, Gentle Hunt, 2021	48, Fort Valley State, Delvin Webb, 2019
Recorded 4 or more tackles for loss in a game	4.5 vs. Mississippi Valley State, Isaiah Land, 2021	4.5, Mississippi Valley State, Keonte Daniels, 2021
Recorded a safety	1 vs. Grambling State, Savion Williams, 2021	

SPECIAL TEAMS	FLORIDA A&M	OPPONENT
Scored 13 or more points kicking	16 vs. Fort Valley State, Yahia Aly, 2019	13, Central Florida, Dylan Barnas, 2019
Made four or more field goals	5 vs. North Carolina Central, Chase Varnadore, 2013	4, South Carolina State, Blake Erickson, 2010
Made a field goal of 60 or more yards	<i>Never</i>	<i>Never</i>
Made a field goal between 50-59 yards	51 vs. South Carolina State, Jose Romo-Martinez, 2021	<i>Not Recorded</i>
Had a punt of 70 or more yards	72 vs. North Carolina A&T State, Chris Faddoul, 2019	<i>Not Recorded</i>
Had a punt of 60-69 yards	62 at Alabama A&M, Jose Romo-Martinez, 2021	69, Mississippi Valley State, Oria Fernandez, 2021
Punted nine or more times	11 at Central Florida, Chris Faddoul, 2019	10, Alabama A&M, Troy Lendvay, 2021
Had a punting average of 50 yards or better	54.0 vs. Alabama State, Jose Romo-Martinez, 2021	56.0, Morgan State, Lawrence Forbes, 2013
Had 100 or more kick return yards	143 vs. Delaware State, Marcus Williams, 2019	104, North Carolina A&T State, Khris Gardin, 2014
Had a kickoff return for a touchdown	94 yard return vs. Delaware State, Marcus Williams, 2019	100 yard return, North Carolina A&T State, Malik Wilson, 2018
Had 100 or more punt return yards	154, at Mississippi Valley State, Jah' Marae Sheread, 2021	104, North Carolina A&T State, Khris Gardin, 2014
Had a punt return for a touchdown	59 yard return at Mississippi Valley State, Jah' Marae Sheread, 2021	<i>Not Recorded</i>
Blocked a punt	vs. Southern, A. Walker, 2008	Morgan State, Manasseh Bailey, 2019
Blocked a field goal	<i>Not Recorded</i>	Bethune-Cookman, Mason Hall, 2021
Returned a blocked field goal for a touchdown	<i>Not Recorded</i>	<i>Not Recorded</i>
Scored a 2-point conversion	vs. Howard, Chris Faddoul rush, 2019	North Carolina A&T State, Jalen Fowler pass, 2019



/// FLORIDA A&M ALL-TIME SERIES RECORDS ///

Opponents	First Meeting	Last Meeting	Total Games	Won	Lost	Tied	Pct.
Alabama A&M	1932	2021	16	14	2	0	.875
Alabama State	1909	2021	40	18	20	2	.450
Albany State	1972	1993	14	11	3	0	.785
Alcorn State	1935	1987	11	4	7	0	.363
Allen	1951	1968	18	18	0	0	1.000
Appalachian State	1999	1999	1	1	0	0	1.000
Arkansas	2017	2017	1	0	1	0	.000
Benedict	1933	1966	19	19	0	0	1.000
Bethune-Cookman	1925	2021	75	50	24	1	.666
Central Florida (UCF)	1987	2019	2	1	1	0	.500
Central State	1963	1988	7	3	3	1	.500
Clafflin	1926	1933	2	2	0	0	1.000
Clark	1928	1928	1	0	1	0	.000
Clark Atlanta	1936	1948	8	7	1	0	.875
Coastal Carolina	2014	2016	2	0	2	0	.000
Delaware State	1977	2019	25	19	6	0	.760
Eastern Kentucky	1983	1984	2	1	1	0	.500
Edward Waters	1931	1931	1	0	1	0	.000
Fisk	1946	1946	1	1	0	0	1.000
Florida	2003	2003	1	0	1	0	.000
Florida Atlantic (FAU)	2004	2004	1	0	1	0	.000
Florida International (FIU)	2004	2005	2	0	2	0	.000
Florida N&I	1929	1932	2	1	0	1	1.000
Fort Benning	1931	1943	3	2	1	0	.667
Fort Valley State	1951	2021	12	11	1	0	.916
Georgia Southern	1984	2001	10	2	8	0	.200
Grambling State	1955	2021	16	6	10	0	.375
Hampton	1937	2017	21	11	10	0	.523
Howard	1933	2019	38	27	11	0	.710
Illinois	2004	2004	1	0	1	0	.000
Jackson State	1961	2021	20	7	11	2	.350
Jacksonville State	1970	1970	1	0	1	0	.000
Kentucky State	1935	1985	11	8	2	1	.800
Knoxville	1937	1947	5	5	0	0	1.000
Lane	1937	1942	5	4	1	0	.800
Langston	1960	1960	1	1	0	0	1.000
LeMoyné	1935	1936	2	0	2	0	.000
Lincoln (Mo.)	1946	1964	6	5	1	0	.833
Louisiana Normal	1945	1945	1	1	0	0	1.000
MacDill Field	1944	1944	1	1	0	0	1.000
Maryland State	1954	1978	4	4	0	0	1.000
Massachusetts	1978	1978	1	1	0	0	1.000
Miami (Fla.)	1979	2016	10	1	9	0	.100
Mississippi Valley State	1987	2021	3	3	0	0	1.000
Morehouse	1927	145	3	2	1	0	.667
Morgan State	1943	2019	29	21	8	0	.724
Morris Brown	1929	2002	53	42	8	3	.840
Murray State	1981	1981	1	0	1	0	.000
Nicholls State	2004	2004	1	0	1	0	.000
Norfolk State	1997	2019	16	13	3	0	.812
North Carolina A&T State	1938	2019	65	44	18	3	.709
North Carolina Central	1937	2019	12	7	4	1	.583
Ohio State	2013	2013	1	0	1	0	.000
Oklahoma	2012	2012	1	0	1	0	.000
Prairie View A&M	1936	1959	8	5	3	0	.625
Rhode Island	1979	1981	2	2	0	0	1.000
Samford	2013	2015	2	0	2	0	.000
Santa Clara	1971	1971	1	0	1	0	.000
Savannah State	1927	2018	4	3	1	0	.750
Shaw	1947	1948	2	1	1	0	.500
South Carolina State	1930	2021	59	31	26	2	.525
South Florida	2005	2021	4	0	4	0	.000
Southeastern Louisiana	2021	2021	1	0	1	0	.000
Southern	1941	2021	61	34	26	1	.557
St. Augustine's	1907	1907	1	0	1	0	.000
Straight College	1934	1934	1	1	0	0	1.000
Talladega	1920	1921	2	0	2	0	.000
Tampa	1969	1974	5	1	4	0	.200
Temple	2004	2004	1	1	1	0	.000
Tennessee State	1944	2017	55	25	30	0	.454
Texas College	1942	1954	6	6	0	0	1.000
Texas Southern	1958	1968	11	9	2	0	.818
Troy	1984	2018	6	2	4	0	.333
Tulane	2004	2004	1	0	1	0	.000
Tuskegee	1908	2016	46	27	16	3	.627
Tyndall AFB	1953	1953	1	1	0	0	1.000
UAPB	2021	2021	1	1	0	0	1.000
Virginia State	1934	1952	3	2	1	0	.667
Virginia Tech	2004	2004	1	0	1	0	.000
Virginia Union	1948	2004	2	1	1	0	.500
Western Carolina	1972	1972	2	1	1	0	.500
Western Illinois	1998	1998	1	0	1	0	.000
Western Kentucky	2000	2000	1	0	1	0	.000
Wilberforce	1940	1946	3	1	1	1	.500
Wiley	1939	1959	4	2	1	1	.667
Winston-Salem State	2007	2009	3	2	1	0	.667
Xavier (La.)	1939	1956	9	9	0	0	1.000
Youngstown State	1985	1999	2	0	2	0	.000



1907

Head Coach: Jubie Bragg

Record: 0-1-0

OPPONENT	W-L-T	FAMU	OPP.
St. Augustine (N.C.)	L	0	10

1908

Head Coach: Jubie Bragg

Record: 0-1-0

OPPONENT	W-L-T	FAMU	OPP.
Tuskegee	L	0	51

1909

Head Coach: Jubie Bragg

Record: 0-1-0

OPPONENT	W-L-T	FAMU	OPP.
Alabama State	L	0	65

1920

Head Coach: Jubie Bragg

Record: 0-2-0

OPPONENT	W-L-T	FAMU	OPP.
Talladega	L	7	24
Tuskegee	L	0	13

1921

Head Coach: Jubie Bragg

Record: 0-1-1

OPPONENT	W-L-T	FAMU	OPP.
Talladega	L	0	3
Tuskegee	T	0	0

1922

Head Coach: Jubie Bragg

Record: 0-1-1

OPPONENT	W-L-T	FAMU	OPP.
Alabama State	L	0	14
Tuskegee	T	0	0

1923

Head Coach: Jubie Bragg

Record: 1-0-0

OPPONENT	W-L-T	FAMU	OPP.
Alabama State	W	6	0

1924

Head Coach: Jubie Bragg

Record: 0-1-0

OPPONENT	W-L-T	FAMU	OPP.
Alabama State	L	6	13

1925

Head Coach: Jubie Bragg

Record: 1-2-0

OPPONENT	W-L-T	FAMU	OPP.
Bethune-Cookman	W	23	0
Alabama State	L	0	25
Tuskegee	L	0	40

1926

Head Coach: Franz "Jazz" Byrd

Record: 2-2-0

OPPONENT	W-L-T	FAMU	OPP.
Bethune-Cookman	L	0	12
Alabama State	W	6	0
Tuskegee	L	6	73
Claffin	W	17	0

1927

Head Coach: Franz "Jazz" Byrd

Record: 2-3-0

OPPONENT	W-L-T	FAMU	OPP.
Bethune-Cookman	W	12	6
Alabama State	L	0	25
Tuskegee	L	13	33
Morehouse	L	13	14
Savannah State	W	18	0

1928

Head Coach: Franz "Jazz" Byrd

Record: 0-4-0

OPPONENT	W-L-T	FAMU	OPP.
Alabama State	L	0	6
Tuskegee	L	0	46
Clark	L	0	6
Morris Brown	L	0	8

1929

Head Coach: Franz "Jazz" Byrd

Record: 0-4-1

OPPONENT	W-L-T	FAMU	OPP.
Bethune-Cookman	T	6	6
Florida N&I	T	0	0
Alabama State	L	0	6
Tuskegee	L	0	52
Morris Brown	L	0	24

1930

Head Coach: Jubie Bragg

Record: 0-3

OPPONENT	W-L-T	FAMU	OPP.
Alabama State	L	6	13
Morris Brown	L	6	21
South Carolina State	L	7	21

1931

Head Coach: Jubie Bragg

Record: 3-3

OPPONENT	W-L-T	FAMU	OPP.
Bethune-Cookman	W	32	0
Edward Waters	L	0	2
Alabama State	L	0	14
Morris Brown	L	0	6
Fort Benning	W	24	6
South Carolina State	W	9	0

1932

Head Coach: Jubie Bragg

Record: 4-2-1

OPPONENT	W-L-T	FAMU	OPP.
Bethune-Cookman	W	25	0
Florida N&I*	W	25	0
Alabama A&M	W	54	7
Alabama State	L	0	7
Morris Brown	L	0	32
Fort Benning	W	9	0
South Carolina State	T	12	12

1933

Head Coach: Theodore Wright

Record: 4-2-0

OPPONENT	W-L-T	FAMU	OPP.
Alabama State	L	6	32
Benedict	W	26	0
Claffin	W	43	0
Morehouse	W	13	7
South Carolina State	L	0	26
Howard	W	9	6

1934

Head Coach: Eugene Bragg

Record: 4-2-0

OPPONENT	W-L-T	FAMU	OPP.
Alabama State	W	7	0
South Carolina State	L	0	6
Tuskegee	L	7	26
Morris Brown	W	6	3
Straight College	W	6	0
Virginia State	W	13	12

1935

Head Coach: Theodore Wright

Record: 3-5-1

OPPONENT	W-L-T	FAMU	OPP.
Alabama State	L	0	7
Benedict	W	24	6
South Carolina State	L	0	13
Tuskegee	W	3	0
Morris Brown	L	0	21
Alcorn State	W	7	0
LeMoyné	L	13	19
Kentucky State	L	10	19

1936

Head Coach: William "Big Bill" Bell

Record: 2-4-1

OPPONENT	W-L-T	FAMU	OPP.
Alabama State	T	0	0
South Carolina State	W	9	0
Tuskegee	W	14	13
Clark Atlanta	L	3	6
LeMoyné	L	0	26
Alcorn State	L	7	12
Prairie View A&M	L	0	6

1937

Head Coach: William "Big Bill" Bell

Record: 7-1-1

OPPONENT	W-L-T	FAMU	OPP.
Alabama State	W	7	0
South Carolina State	T	7	7
Clark Atlanta	W	14	6
Morris Brown	W	9	7
Lane	W	12	0
Knoxville	W	31	0
Prairie View A&M	L	14	27
Hampton	W	25	20
North Carolina Central	W	13	7

1938

Head Coach: William "Big Bill" Bell

Record: 8-0-0

OPPONENT	W-L-T	FAMU	OPP.
Alabama State	W	17	0
South Carolina State	W	41	0
Tuskegee	W	40	0
Clark Atlanta	W	33	0
Morris Brown	W	16	0
North Carolina A&T	W	13	0
Knoxville	W	20	0
Kentucky State	W	9	7

1939

Head Coach: William "Big Bill" Bell

Record: 6-2-1

OPPONENT	W-L-T	FAMU	OPP.
Alabama State	L	6	9
South Carolina State	W	13	0
Tuskegee	W	20	6
North Carolina A&T	T	0	0
Morris Brown	W	14	12
Lane	L	6	25
North Carolina Central	W	20	7
Xavier	W	33	0
Wiley	W	42	0

1940

Head Coach: William "Big Bill" Bell

Record: 6-1-3

OPPONENT	W-L-T	FAMU	OPP.
Alabama State	L	6	7
South Carolina State	W	20	0
Benedict	W	32	7
Morris Brown	W	20	13
Lane	W	7	6
North Carolina A&T	W	7	0
Kentucky State	T	7	7
Xavier (La.)	W	14	12
North Carolina Central	T	7	7
Wilberforce	T	0	0

1941

Head Coach: William "Big Bill" Bell

Record: 8-0-1

OPPONENT	W-L-T	FAMU	OPP.
Alabama State	W	22	0
Benedict	W	20	0
Morris Brown	T	0	0
Lane	W	48	0
North Carolina A&T	W	19	0
Xavier (La.)	W	27	0
Southern	W	10	8
Kentucky State	W	13	0
Tuskegee	W	15	7

1942

Head Coach: William "Big Bill" Bell

Record: 9-0-0

OPPONENT	W-L-T	FAMU	OPP.
Alabama State	W	26	0
Benedict	W	61	7
Morris Brown	W	14	7
Tuskegee	W	20	7
Lane	W	21	0
North Carolina A&T	W	6	0
Xavier (La.)	W	44	14
Alabama A&M	W	32	0
Texas College	W	12	6

1943

Head Coach: Herman Nielson

Record: 1-4-2

OPPONENT	W-L-T	FAMU	OPP.
Alabama State	T	6	6
Tuskegee	L	6	19
Clark Atlanta	W	13	0
Morris Brown	T	0	0
Fort Benning	L	6	21
Morgan State	L	0	50
Hampton	L	0	30

1944

Head Coach: Herman Nielson

Record: 7-3-0

OPPONENT	W-L-T	FAMU	OPP.
Alabama State	W	44	6
Tuskegee	W	14	13
Clark Atlanta	W	14	7
Tennessee State	L	6	19
Morris Brown	W	19	0
Morehouse	W	33	0
Tennessee State	L	0	12
MacDill Field	W	13	7
Hampton	W	40	0
Virginia State	L	6	19

1945

Head Coach: A.S. "Jake" Gaither

Record: 9-1-0

OPPONENT	W-L-T	FAMU	OPP.
Alabama State	W	35	2
Morris Brown	W	39	0
Knoxville	W	25	0
Tuskegee	W	54	20
Clark Atlanta	W	24	19
Morehouse	W	46	6
Wilberforce	W	26	20
Louisiana Normal	W	33	



/// FLORIDA A&M YEAR-BY-YEAR RESULTS ///

1949

Head Coach: A.S. "Jake" Gaither
Record: 7-2-0

OPPONENT	W-L-T	FAMU	OPP.
Tuskegee	W 58	0	
Morris Brown	W 31	20	
Southern	L 13	31	
Xavier (La.)	W 58	13	
Alcorn State	W 55	7	
Fort Valley State	W 39	0	
Allen	W 34	0	
Benedict	W 13	0	
North Carolina A&T	L 14	20	

1950

Head Coach: A.S. "Jake" Gaither
Record: 7-1-1

Black College Football National Champions

OPPONENT	W-L-T	FAMU	OPP.
Benedict	W 20	13	
Tuskegee	W 26	0	
Morris Brown	W 20	0	
North Carolina A&T	W 14	9	
Texas College	W 26	6	
Bethune-Cookman	W 33	7	
Allen	W 40	13	
Southern	T 0	0	
Central State	L 6	13	

1951

Head Coach: A.S. "Jake" Gaither
Record: 7-1-1

OPPONENT	W-L-T	FAMU	OPP.
Benedict	W 54	0	
Morris Brown	L 13	20	
North Carolina A&T	T 7	7	
Texas College	W 48	13	
Bethune-Cookman	W 26	13	
Allen	W 34	0	
Southern	W 36	6	
Fort Valley State	W 48	0	
North Carolina Central	W 67	6	

1952

Head Coach: A.S. "Jake" Gaither
Record: 8-2-0

Black College Football National Champions

OPPONENT	W-L-T	FAMU	OPP.
Benedict	W 41	7	
Morris Brown	W 27	7	
Texas College	W 48	13	
Bethune-Cookman	L 7	8	
Allen	W 45	7	
Fort Valley State	W 51	0	
Prairie View A&M	W 10	7	
Southern	L 13	25	
Virginia State	W 27	7	

1953

Head Coach: A.S. "Jake" Gaither
Record: 10-1-0

Black College Football National Champions

OPPONENT	W-L-T	FAMU	OPP.
Texas College	W 33	0	
Benedict	W 45	0	
Fort Valley State	W 31	0	
Tyndall AFB	W 8	0	
Morris Brown	W 20	0	
Xavier (La.)	W 65	0	
Bethune-Cookman	W 39	7	
North Carolina A&T	W 33	13	
Allen	W 28	10	
Southern	W 33	25	
Prairie View A&M	L 27	33	

1954

Head Coach: A.S. "Jake" Gaither
Record: 8-1-0

Black College Football National Champions

OPPONENT	W-L-T	FAMU	OPP.
Texas College	W 39	14	
Benedict	W 36	6	
Morris Brown	W 27	7	
Prairie View A&M	W 19	7	
Xavier (La.)	W 25	7	
North Carolina A&T	W 14	7	
Allen	W 68	13	

Southern	L 20	59	
Maryland State	W 67	19	

1955

Head Coach: A.S. "Jake" Gaither
Record: 7-1-1

OPPONENT	W-L-T	FAMU	OPP.
Benedict	W 80	6	
Fort Valley State	W 49	0	
Morris Brown	W 14	6	
Bethune-Cookman	W 32	0	
Xavier (La.)	W 60	19	
North Carolina A&T	T 28	28	
Allen	W 34	7	
Southern	51	0	
Grambling State	L 21	28	

1956

Head Coach: A.S. "Jake" Gaither
Record: 8-1-0

OPPONENT	W-L-T	FAMU	OPP.
North Carolina Central	W 25	0	
Fort Valley State	W 33	6	
Morris Brown	W 46	14	
Bethune-Cookman	W 54	6	
Xavier (La.)	W 68	6	
North Carolina A&T	W 49	13	
Allen	W 58	6	
Southern	W 34	6	
Tennessee State	L 39	41	

1957

Head Coach: A.S. "Jake" Gaither
Record: 9-0-0

Black College Football National Champions

OPPONENT	W-L-T	FAMU	OPP.
Fort Valley State	W 74	0	
Morris Brown	W 27	0	
Bethune-Cookman	W 45	6	
Benedict	W 40	2	
North Carolina A&T	W 42	6	
Allen	W 42	0	
Southern	W 32	6	
North Carolina Central	W 14	0	
Maryland State	W 27	21	

1958

Head Coach: A.S. "Jake" Gaither
Record: 8-1-0

OPPONENT	W-L-T	FAMU	OPP.
Benedict	W 68	0	
Morris Brown	W 13	0	
Bethune-Cookman	W 29	0	
South Carolina State	W 28	8	
North Carolina A&T	W 27	22	
Allen	W 52	14	
Southern	L 6	35	
Texas Southern	W 22	18	
Prairie View A&M	W 8	7	

1959

Head Coach: A.S. "Jake" Gaither
Record: 10-0-0

Black College Football National Champions

OPPONENT	W-L-T	FAMU	OPP.
Benedict	W 74	0	
Wiley	W 64	0	
Morris Brown	W 6	0	
Bethune-Cookman	W 68	6	
South Carolina State	W 34	12	
North Carolina A&T	W 28	16	
Allen	W 52	8	
Southern	W 21	14	
Texas Southern	W 36	8	
Prairie View A&M	W 28	7	

1960

Head Coach: A.S. "Jake" Gaither
Record: 9-1-0

OPPONENT	W-L-T	FAMU	OPP.
Benedict	W 68	0	
Lincoln (Mo.)	W 46	6	
Bethune-Cookman	W 97	0	
South Carolina State	W 80	0	
North Carolina A&T	W 49	19	
Allen	W 35	0	
Southern	L 6	14	
Texas Southern	W 30	8	

Langston	W 40	26	
----------	------	----	--

1961

Head Coach: A.S. "Jake" Gaither
Record: 10-0-0

Black College Football National Champions

OPPONENT	W-L-T	FAMU	OPP.
Benedict	W 52	0	
Lincoln (Mo.)	W 49	6	
Morris Brown	W 56	0	
Bethune-Cookman	W 76	0	
South Carolina State	W 60	0	
North Carolina A&T	W 34	12	
Allen	W 71	0	
Southern	W 46	0	
Texas Southern	W 48	7	
Jackson State	W 14	8	

1962

Head Coach: A.S. "Jake" Gaither
Record: 9-1-0

AP Small College National Champions
Black College Football National Champions

OPPONENT	W-L-T	FAMU	OPP.
Benedict	W 60	0	
Lincoln (Mo.)	W 52	6	
Morris Brown	W 36	12	
Bethune-Cookman	W 52	6	
Tennessee State	W 20	0	
North Carolina A&T	W 38	6	
Allen	W 67	0	
Southern	W 25	0	
Texas Southern	W 48	18	
Jackson State	L 6	22	

1963

Head Coach: A.S. "Jake" Gaither
Record: 8-2-0

OPPONENT	W-L-T	FAMU	OPP.
Lincoln (Mo.)	W 44	6	
Benedict	W 14	0	
Morris Brown	W 66	0	
Tennessee State	L 12	14	
Central State	W 54	0	
North Carolina A&T	W 32	0	
Southern	W 37	0	
Bethune-Cookman	W 38	14	
Texas Southern	L 14	20	
Morgan State	W 30	7	

1964

Head Coach: A.S. "Jake" Gaither
Record: 9-1-0

OPPONENT	W-L-T	FAMU	OPP.
Lincoln (Mo.)	W 14	3	
Central State	W 56	15	
Morris Brown	W 28	0	
Tennessee State	W 22	20	
Benedict	W 54	6	
North Carolina A&T	W 46	24	
Southern	L 20	43	
Bethune-Cookman	W 31	14	
Texas Southern	W 24	14	
Grambling State	W 42	15	

1965

Head Coach: A.S. "Jake" Gaither
Record: 7-3-0

OPPONENT	W-L-T	FAMU	OPP.
Allen	W 25	12	
South Carolina State	W 19	12	
Alabama A&M	W 28	14	
Morris Brown	W 23	7	
Tennessee State	L 6	45	
North Carolina A&T	W 28	14	
Southern	W 41	38	
Bethune-Cookman	W 47	8	
Texas Southern	L 21	34	
Morgan State	L 7	36	

1966

Head Coach: A.S. "Jake" Gaither
Record: 7-3-0

OPPONENT	W-L-T	FAMU	OPP.
Allen	W 43	3	
South Carolina State	L 3	8	
Benedict	W 56	12	
Morris Brown	W 22	15	
Tennessee State	L 0	29	
North Carolina A&T	W 64	18	
Southern	L 13	17	
Bethune-Cookman	W 37	13	
Texas Southern	W 41	12	
Alabama A&M	W 43	26	

1967

Head Coach: A.S. "Jake" Gaither
Record: 8-2-0

OPPONENT	W-L-T	FAMU	OPP.
Allen	W 43	0	
South Carolina State	W 23	0	
Alabama A&M	W 45	36	
Morris Brown	W 44	0	
Tennessee State	L 8	32	
North Carolina A&T	W 63	6	
Southern	W 36	25	
Bethune-Cookman	W 30	6	
Texas Southern	W 30	6	
Grambling State	L 25	28	

1968

Head Coach: A.S. "Jake" Gaither
Record: 8-2-0

OPPONENT	W-L-T	FAMU	OPP.
Allen	W 48	0	
South Carolina State	W 25	3	
Alabama A&M	W 33	7	
Morris Brown	W 7	0	
Tennessee State	W 32	13	
North Carolina A&T	L 6	9	
Southern	W 33	25	
Bethune-Cookman	W 23	20	
Texas Southern	W 20	7	
Alcorn State	L 9	36	

1969

Head Coach: A.S. "Jake" Gaither
Record: 8-1-0

OPPONENT	W-L-T	FAMU	OPP.
South Carolina State	W 27	7	
Alabama A&M	W 42	14	
Morris Brown	W 45	15	
Tennessee State	L 20	33	
North Carolina A&T	W 26	9	
Southern	W 10	7	
Bethune-Cookman	W 60	15	
Tampa	W 34	28	
Grambling State	W 23	19	

1970

Head Coach: Robert "Pete" Griffin
Record: 5-5-0

OPPONENT	W-L-T	FAMU	OPP.
North Carolina A&T	W 33	0	
South Carolina State	W 28	10	
Alabama A&M	W 34	16	
Morris Brown	L 22	28	
Tennessee State	L 10	21	
Tuskegee	W 7	0	
Southern	L 19	40	
Bethune-Cookman	W 20	9	
Tampa	L 7	49	
Jacksonville State	L 7	21	

1971

Head Coach: Clarence Montgomery
Record: 6-5-0

OPPONENT	W-L-T	FAMU	OPP.
North Carolina A&T	W 9	6	



/// FLORIDA A&M YEAR-BY-YEAR RESULTS ///

South Carolina State	W	28	7
Alabama A&M	L	13	14
Morris Brown	W	45	30
Tennessee State	L	8	50
Tuskegee	W	24	17
Santa Clara	L	16	29
Southern	L	9	13
Bethune-Cookman	W	33	20
Tampa	L	14	56
Kentucky State	W	27	9

1972

Head Coach: James "Big Jim" Williams
Record: 5-6-0

OPPONENT	W-L-T	FAMU	OPP.
North Carolina A&T	L	20	22
Western Carolina	W	21	17
Alabama State	L	8	13
Morris Brown	W	42	14
Tennessee State	L	25	44
Tuskegee	L	6	17
Tampa	L	9	26
Southern	W	27	13
Bethune-Cookman	W	28	18
Albany State	L	6	21
Maryland State	W	41	21

1973

Head Coach: James "Big Jim" Williams
Record: 5-6-0

OPPONENT	W-L-T	FAMU	OPP.
North Carolina Central	L	3	9
North Carolina A&T	W	14	21
Alabama State	W	27	0
Morris Brown	W	50	14
Tennessee State	L	0	45
Tuskegee	W	20	7
Western Carolina	L	9	41
Southern	L	10	14
Bethune-Cookman	L	13	21
Albany State	W	25	10
South Carolina State	W	23	12

1974

Head Coach: Rudy Hubbard
Record: 6-5-0

OPPONENT	W-L-T	FAMU	OPP.
Albany State	W	28	13
North Carolina A&T	W	28	21
Alabama State	W	23	12
Morris Brown	W	29	3
Tennessee State	L	14	17
Tuskegee	L	6	32
Alabama A&M	W	37	12
Southern	L	8	24
Bethune-Cookman	L	0	6
Tampa	L	10	35
Howard	W	17	13

1975

Head Coach: Rudy Hubbard
Record: 9-2-0

OPPONENT	W-L-T	FAMU	OPP.
Albany State	W	54	7
North Carolina A&T	W	7	0
Howard	L	0	6
Alabama State	W	12	11
Morris Brown	W	52	0
Tennessee State	W	20	0
Tuskegee	L	10	16
Alabama A&M	W	17	9
Southern	W	10	0
Bethune-Cookman	W	17	7
Kentucky State	W	40	13

1976

Head Coach: Rudy Hubbard
Record: 6-3-2

OPPONENT	W-L-T	FAMU	OPP.
Albany State	W	35	22
North Carolina A&T	W	24	22

* Game forfeited

Howard	W	16	14
Alabama State+	L	13	16
Morris Brown	T	14	14
Tennessee State	L	3	21
Tuskegee	T	28	28
Alabama A&M	W	53	14
Southern	L	6	24
Bethune-Cookman	L	0	34
Central State	W	26	21

1977

Head Coach: Rudy Hubbard
Record: 11-0-0

OPPONENT	W-L-T	FAMU	OPP.
Howard	W	28	6
Albany State	W	22	7
Alcorn State	W	28	7
Alabama State	W	21	16
Morris Brown	W	47	19
Tennessee State	W	31	28
Tuskegee	W	36	20
Alabama A&M	W	12	7
Southern	W	19	6
Bethune-Cookman	W	14	7
Delaware State	W	37	15

1978

Head Coach: Rudy Hubbard
Record: 12-1-0

NCAA Division I-AA (now FCS) National Champions
Black College Football National Champions

OPPONENT	W-L-T	FAMU	OPP.
Albany State	W	21	7
Delaware State	W	37	0
Howard	W	28	7
Maryland State	W	45	0
Morris Brown	W	56	0
Tennessee State	L	21	24
Tuskegee	W	41	13
Alabama A&M	W	42	0
Southern	W	16	12
Bethune-Cookman	W	27	17
Grambling State	W	31	7
Jackson State^	W	15	10
Massachusetts^	W	35	28

1979

Head Coach: Rudy Hubbard
Record: 7-4-0

OPPONENT	W-L-T	FAMU	OPP.
Albany State	W	28	0
Grambling State	W	25	7
Howard	W	21	13
Miami (Fla.)	W	16	13
Morris Brown	W	55	14
Tennessee State	L	3	20
Tuskegee	L	14	16
Alabama A&M	L	14	19
Southern	W	18	6
Bethune-Cookman	L	20	25
Rhode Island	W	16	6

1980

Head Coach: Rudy Hubbard
Record: 5-6-0

OPPONENT	W-L-T	FAMU	OPP.
Miami (Fla.)	L	0	49
Albany State	W	31	2
Grambling State	L	10	24
Howard	W	42	25
Jackson State	L	0	10
South Carolina State	L	19	21
Tuskegee	W	49	22
North Carolina A&T	L	22	24
Southern	W	13	7
Delaware State	W	57	9
Bethune-Cookman	L	14	16

1981

Head Coach: Rudy Hubbard
Record: 7-4-0

OPPONENT	W-L-T	FAMU	OPP.
----------	-------	------	------

Grambling State	L	10	21
Murray State	L	11	14
Delaware State	W	27	3
Jackson State	L	6	14
South Carolina State	L	15	16
Tuskegee	W	49	20
North Carolina A&T	W	19	2
Southern	W	41	14
Rhode Island	W	41	6
Bethune-Cookman	W	29	0

1982

Head Coach: Rudy Hubbard
Record: 6-5-0

OPPONENT	W-L-T	FAMU	OPP.
Morris Brown	W	27	0
Delaware State	W	39	23
Grambling State	L	21	43
Howard	W	62	0
Jackson State	L	14	15
Albany State	W	48	0
South Carolina State	L	19	21
Alcorn State	L	13	23
North Carolina A&T	W	35	7
Southern	L	21	24
Bethune-Cookman	W	29	14

1983

Head Coach: Rudy Hubbard
Record: 7-4-0

OPPONENT	W-L-T	FAMU	OPP.
Fort Valley State	W	35	10
Delaware State	L	34	36
Tennessee State	L	13	23
Howard	W	21	17
Jackson State	L	22	28
Albany State	W	42	0
South Carolina State	W	17	14
Alcorn State	L	30	43
North Carolina A&T	W	35	14
Southern	W	31	14
Eastern Kentucky	W	35	10

1984

Head Coach: Rudy Hubbard
Record: 3-7-1

OPPONENT	W-L-T	FAMU	OPP.
Georgia Southern	L	0	14
Fort Valley State	L	14	19
Troy	L	3	16
Tennessee State	L	20	41
Kentucky State	W	43	14
Jackson State	T	10	10
Morris Brown	W	33	12
Alcorn State	L	14	51
Prairie View A&M	W	41	8
Southern	L	18	28
Eastern Kentucky	L	14	21

1985

Head Coach: Rudy Hubbard
Record: 4-7-0

OPPONENT	W-L-T	FAMU	OPP.
Kentucky State	W	52	6
Georgia Southern	L	21	27
Youngstown State	L	21	28
Tennessee State	L	0	12
Albany State	W	31	20
Jackson State	L	23	29
Morris Brown	W	10	0
Tuskegee	W	34	6
Alcorn State	L	7	28
Southern	L	27	38
Bethune-Cookman	L	27	31

1986

Head Coach: Kenneth J. "Ken" Riley
Record: 5-6-0

OPPONENT	W-L-T	FAMU	OPP.
----------	-------	------	------

* Game forfeited

OPPONENT	W-L-T	FAMU	OPP.
Tuskegee	W	17	9
Georgia Southern	L	12	35
Temple+	L	17	38
Tennessee State	L	12	34
Albany State	L	2	34
Central State	L	3	41
Alcorn State	W	33	30
Hampton	W	44	9
South Carolina State	W	26	3
Southern	L	14	30
Bethune-Cookman	W	16	6

1987

Head Coach: Kenneth J. "Ken" Riley
Record: 5-5-1

OPPONENT	W-L-T	FAMU	OPP.
Tuskegee	L	0	23
Georgia Southern	W	17	14
Mississippi Valley State	W	10	0
Tennessee State	L	16	21
Alabama State	L	12	14
Central State	T	10	10
South Carolina State	L	10	20
Alcorn State	L	15	17
Southern	W	24	17
Central Florida	W	19	14
Bethune-Cookman	W	21	10

1988

Head Coach: Kenneth J. "Ken" Riley
Record: 7-3-1

OPPONENT	W-L-T	FAMU	OPP.
Delaware State	W	35	31
Georgia Southern	L	14	42
Tennessee State	W	23	6
Jackson State	T	10	10
North Carolina A&T	W	58	7
Morgan State	W	35	14
South Carolina State	W	23	14
Southern	W	45	20
Howard	W	34	17
Central State	L	23	27
Bethune-Cookman	L	0	25

1989

Head Coach: Kenneth J. "Ken" Riley
Record: 6-5-0

OPPONENT	W-L-T	FAMU	OPP.
Tuskegee	W	41	9
Georgia Southern	L	0	28
Tennessee State	W	21	9
Alabama State	L	8	23
North Carolina A&T	W	24	20
Delaware State	L	13	18
South Carolina State	L	26	28
Morgan State	W	31	13
Southern	W	21	13
Howard	L	14	19
Bethune-Cookman	W	30	7

1990

Head Coach: Kenneth J. "Ken" Riley
Record: 7-4-0

OPPONENT	W-L-T	FAMU	OPP.
Tuskegee	L	34	39
Mississippi Valley State	W	28	13
Tennessee State	L	16	20
Alabama State	L	32	44
North Carolina A&T	W	17	15
Delaware State	W	43	38
South Carolina State	W	37	17
Morgan State	W	31	15
Southern	L	30	48
Howard	W	39	20
Bethune-Cookman	W	42	20

1991

Head Coach: Kenneth J. "Ken" Riley
Record: 6-5-0

OPPONENT	W-L-T	FAMU	OPP.
Tuskegee	W	47	24
Howard	L	21	28
Georgia Southern	L	21	28



/// FLORIDA A&M YEAR-BY-YEAR RESULTS ///

Tennessee State	W	43	7
North Carolina A&T	L	19	41
Delaware State	W	20	10
South Carolina State	L	7	21
Morgan State	W	55	7
Southern	W	24	20
Grambling State	L	22	25
Bethune-Cookman	W	46	28

1992
Head Coach: Kenneth J. "Ken" Riley
Record: 7-5-0

^ Alamo Heritage Bowl II

OPPONENT	W-L-T	FAMU	OPP.
Georgia Southern	W	28	17
South Carolina State	W	33	20
Miami (Fla.)	L	0	38
Tennessee State	W	20	12
Howard	W	10	3
North Carolina A&T	W	21	7
Delaware State	L	20	22
Morgan State	W	42	32
Southern	W	16	6
Grambling State	L	10	27
Bethune-Cookman	L	21	35
Grambling State^	L	15	45

1993
Head Coach: Kenneth J. "Ken" Riley
Record: 5-6-0

OPPONENT	W-L-T	FAMU	OPP.
Tennessee State	W	23	15
South Carolina State	W	21	17
Jackson State	W	41	19
Howard	L	13	32
North Carolina A&T	L	13	41
Delaware State	L	14	18
Albany State	L	6	14
Morgan State	W	41	14
Southern	L	4	26
Grambling State	L	13	39
Bethune-Cookman	W	27	22

1994
Head Coach: William "Billy" Joe
Record: 6-5-0

OPPONENT	W-L-T	FAMU	OPP.
Tuskegee	W	20	8
Jackson State	L	34	35
Howard	W	29	2
Tennessee State	W	14	10
North Carolina A&T	L	22	23
Delaware State	W	25	18
South Carolina State	L	15	27
Morgan State	L	20	24
Southern	W	16	14
Grambling State	W	13	0
Bethune-Cookman	L	24	27

1995
Head Coach: William "Billy" Joe
Record: 9-3-0

^ Jim Walter Homes' Heritage Bowl

OPPONENT	W-L-T	FAMU	OPP.
Tuskegee	W	28	16
Miami (Fla.)	L	3	49
Jackson State	W	15	12
Tennessee State	W	24	7
Howard	W	29	18
North Carolina A&T	W	20	3
Delaware State	W	24	21
Morgan State	W	47	9
Southern	L	38	52
South Carolina State	W	28	21
Bethune-Cookman	W	43	0
Southern^	L	25	30

1996
Head Coach: William "Billy" Joe
Record: 9-3-0

+ NCAA Division I-AA (FCS) Playoffs

OPPONENT	W-L-T	FAMU	OPP.
Tennessee State	W	35	20
Tuskegee	W	56	0

Jackson State	L	9	16
Howard	W	21	20
Hampton	W (Got)	59	58
North Carolina A&T	W	24	23
Delaware State	W	47	26
Morgan State	W	83	12
Southern	L	17	21
South Carolina State	W	20	6
Bethune-Cookman	W	41	7
Troy+	L	25	29

1997
Head Coach: William "Billy" Joe
Record: 9-3-0

+ NCAA Division I-AA (FCS) Playoffs

OPPONENT	W-L-T	FAMU	OPP.
Tennessee State	W	43	28
Norfolk State	W	41	26
Jackson State	W	30	14
Howard	W	24	15
Hampton	L	15	18
North Carolina A&T	L (Zot)	37	40
Delaware State	W	49	0
Morgan State	W	42	13
Southern	W	33	3
South Carolina State	W	22	20
Bethune-Cookman	W	52	35
Georgia Southern+	L	37	52

1998
Head Coach: William "Billy" Joe
Record: 11-2-0

Black College Football National Champions
+ NCAA Division I-AA (FCS) Playoffs

OPPONENT	W-L-T	FAMU	OPP.
Hampton	L	14	21
Norfolk State	W	84	14
Jackson State	W	45	7
Tennessee State	W	31	23
Delaware State	W	56	21
North Carolina A&T	W	51	12
Howard	W	69	41
Morgan State	W	59	32
Southern	W	50	48
South Carolina State	W	37	14
Bethune-Cookman	W	50	14
Troy+	W	27	17
Western Illinois+	L	21	24

1999
Head Coach: William "Billy" Joe
Record: 10-4-0

+ NCAA Division I-AA (FCS) Playoffs

OPPONENT	W-L-T	FAMU	OPP.
Miami (Fla.)	L	3	57
Norfolk State	W	56	7
Tennessee State	L	25	42
South Carolina State	W	76	17
Morgan State	W	66	10
Howard	W (3ot)	40	34
Hampton	W	41	6
Delaware State	W	48	19
Southern	W	65	18
North Carolina A&T	L	15	30
Bethune-Cookman	W	63	14
Appalachian State+	W	44	29
Troy+	W	17	10
Youngstown State+	L	24	27

2000
Head Coach: William "Billy" Joe
Record: 9-3-0

+ NCAA Division I-AA (FCS) Playoffs

OPPONENT	W-L-T	FAMU	OPP.
Delaware State	W	49	21
Morgan State	W	56	25
South Carolina State	W	64	9
Tennessee State	W	31	6
Howard	W	43	0
Grambling State	L	10	12
North Carolina A&T	L	10	30
Norfolk State	W	42	14
Hampton	W	53	24
Southern	W	50	49
Bethune-Cookman	W	31	28
Western Kentucky+	L	0	27

2001
Head Coach: William "Billy" Joe
Record: 7-4-0

Black College Football National Champions
+ NCAA Division I-AA (FCS) Playoffs

OPPONENT	W-L-T	FAMU	OPP.
Delaware State	W	35	17
Morgan State	W	21	12
Tennessee State	L	7	27
Howard	W	53	20
South Carolina State	W	33	27
North Carolina A&T	L	23	55
Norfolk State	W	47	9
Hampton	W	47	35
Southern	L (ot)	14	17
Bethune-Cookman	W	31	21
Georgia Southern+	L	35	60

2002
Head Coach: William "Billy" Joe
Record: 7-5-0

OPPONENT	W-L-T	FAMU	OPP.
Miami (Fla.)	L	17	63
Morris Brown	W	64	6
Morgan State	W	34	16
Delaware State	W	20	18
Tennessee State	W	37	24
South Carolina State	L	13	31
Howard	L	24	28
North Carolina A&T	W	36	28
Norfolk State	W	34	31
Hampton	W	25	13
Troy	L	7	24
Bethune-Cookman	L	10	37

2003
Head Coach: William "Billy" Joe
Record: 6-6-0

OPPONENT	W-L-T	FAMU	OPP.
Alabama State	L	22	38
Morgan State	W	26	7
Florida	L	3	63
Tennessee State	W	10	7
Delaware State	W	15	14
Jackson State	W	28	14
Howard	L	14	16
North Carolina A&T	L	16	22
Norfolk State	W	60	10
Hampton	W	34	23
South Carolina State	L	15	27
Bethune-Cookman	L	35	39

2004
Head Coach: William "Billy" Joe
Record: 3-8-0

OPPONENT	W-L-T	FAMU	OPP.
Illinois	L	13	52
Tulane	L	19	39
Temple	L	7	38
Tennessee State	W	21	15
Virginia Union	W	35	10
Nicholls State	L	25	42
Virginia Tech	L	0	62
Savannah State	W	50	14
Florida Atlantic	L	8	38
Bethune-Cookman	L (ot)	52	58
Florida International	L	23	40

2005
Head Coach: Ruben Carter
Record: 6-5-0

OPPONENT	W-L-T	FAMU	OPP.
Delaware State	L	17	21
South Florida	L	3	37
Howard	W	33	20
Tennessee State	W	12	7
Florida International	L	6	23
South Carolina State	L	3	49
Norfolk State	W	31	17
Morgan State	W	27	16
North Carolina A&T	W	24	14
Hampton	L	14	34
Bethune-Cookman	W (ot)	26	23

2006
Head Coach: Ruben Carter
Record: 7-4-0

OPPONENT	W-L-T	FAMU	OPP.
Delaware State	L	14	34
Miami (Fla.)	L	10	51
Howard	W	31	23
Winston-Salem State	W	25	21
Tennessee State	W (ot)	25	22
South Carolina State	L	21	28
Norfolk State	W (ot)	36	33
North Carolina A&T	W	45	12
Hampton	L	7	69
Bethune-Cookman	W	35	21

2007
Head Coach: Ruben Carter
Record: 3-8-0

OPPONENT	W-L-T	FAMU	OPP.
Southern	L	27	33
Delaware State	L	7	20
Howard	W	30	17
Tennessee State	W	18	17
Winston-Salem	L	23	27
South Carolina State	L	14	49
Norfolk State	L	27	33
Morgan State	L	12	14
North Carolina A&T	W	24	23
Hampton	L	15	30
Bethune-Cookman	L	7	34

2008
Head Coach: Joe Taylor
Record: 9-3-0

OPPONENT	W-L-T	FAMU	OPP.
Alabama State	W	30	20
Delaware State	L (ot)	28	35
Howard	W	51	24
Tennessee State	W	28	21
South Carolina State	L	21	28
Winston-Salem State	W	23	0
Southern	W	52	49
Norfolk State	W	31	28
Morgan State	L	10	13
North Carolina A&T	W	45	10
Hampton	W	45	24
Bethune-Cookman	W	58	35

2009
Head Coach: Joe Taylor
Record: 8-3-0

OPPONENT	W-L-T	FAMU	OPP.
Delaware State	W	21	12
Winston-Salem State	W	34	10
Howard	W	48	10
Tennessee State	W	31	12
Miami (Fla.)	L	16	48
South Carolina State	L	20	35
Norfolk State	W	34	20
Morgan State	W	31	28
North Carolina A&T	W	31	27
Hampton	L	0	25
Bethune-Cookman	W	42	6

2010
Head Coach: Joe Taylor
Record: 0-3-0

** All FAMU wins vacated by NCAA

OPPONENT	W-L-T	FAMU	OPP.
Miami (Fla.)	L	0	45
Tennessee State	L	18	29
South Carolina State	L	0	19

2011
Head Coach: Joe Taylor
Record: 0-4-0

** All FAMU wins vacated by NCAA

OPPONENT	W-L-T	FAMU	OPP.
Hampton	L	17	23
South Florida	L	17	70
Howard	L	28	29
Bethune-Cookman	L	16	26



2012

Head Coach: Joe Taylor

Record: 0-7-0

** All FAMU wins vacated by NCAA

OPPONENT	W-L-T	FAMU	OPP.
Tennessee State	L	14	17
Oklahoma	L	13	69
Southern	L	14	21
Howard	L	10	17
South Carolina State	L (ot)	20	27
North Carolina A&T	L	3	16
Bethune-Cookman	L	16	21

2013

Head Coach: Earl Holmes

Record: 0-9-0

** All FAMU wins vacated by NCAA

OPPONENT	W-L-T	FAMU	OPP.
Tennessee State	L	7	27
Samford	L	20	27
Ohio State	L	0	76
Morgan State	L	21	34
Howard	L	10	21
North Carolina A&T	L (ot)	13	20
South Carolina State	L	21	25
Delaware State	L	21	29
Bethune-Cookman	L	10	29

2014

Head Coach: Earl Holmes

%Interim Head Coach: Corey Fuller

Record: 0-9-0

** All FAMU wins vacated by NCAA

OPPONENT	W-L-T	FAMU	OPP.
Jackson State	L	17	22
Miami (Fla.)	L	7	41
Coastal Carolina	L	3	48
Tennessee State	L	7	27
Morgan State	L	9	24
North Carolina A&T	L	21	40
%Norfolk State	L	10	12
%South Carolina State	L	17	34
%Bethune-Cookman	L (ot)	17	18

2015

Head Coach: Alex Wood

Record: 0-10-0

** All FAMU wins vacated by NCAA

OPPONENT	W-L-T	FAMU	OPP.
South Florida	L	3	51
Samford	L	21	58
South Carolina State	L	0	36
Tennessee State	L	14	30
Savannah State	L	27	37
North Carolina Central	L	24	27
North Carolina A&T	L	10	28
Hampton	L	0	33
Morgan State	L	7	21
Bethune-Cookman	L	14	35

2016

Head Coach: Alex Wood

Record: 0-7-0

** All FAMU wins vacated by NCAA

OPPONENT	W-L-T	FAMU	OPP.
Miami (Fla.)	L	3	70
Coastal Carolina	L	10	49
Tuskegee	L	17	20
South Carolina State	L	14	48
North Carolina Central	L	13	17
North Carolina A&T	L	17	42
Bethune-Cookman	L	19	39

2017

Head Coach: Alex Wood

Record: 0-8-0

** All FAMU wins vacated by NCAA

OPPONENT	W-L-T	FAMU	OPP.
Arkansas	L	7	49
Tennessee State	L	13	24
North Carolina Central	L	14	21
Norfolk State	L	28	35
North Carolina A&T	L	20	31
Hampton	L	27	31
Howard	L	26	37
Bethune-Cookman	L	24	29

2018

Head Coach: Willie Simmons

Record: 6-5-0

OPPONENT	W-L-T	FAMU	OPP.
Fort Valley State	W	41	7
Troy	L	7	59
Jackson State	L	16	18
Savannah State	W	31	13
North Carolina Central	W	55	14
Norfolk State	W	17	0
North Carolina A&T	W	22	21
Morgan State	W	38	3
Howard	L	23	31
South Carolina State	L	21	44
Bethune-Cookman	L	19	33

2019

Head Coach: Willie Simmons

Record: 9-2-0

OPPONENT	W-L-T	FAMU	OPP.
Central Florida	L	0	62
Fort Valley State	W	57	20
Southern	W	27	21
Norfolk State	W	30	28
North Carolina Central	W	28	21
South Carolina State	W	42	38
North Carolina A&T	W (ot)	34	31
Morgan State	W	24	12
Delaware State	W	52	30
Howard	W	39	7
Bethune-Cookman	L	27	31

2021

Head Coach: Willie Simmons

Record: 9-3-0

OPPONENT	W-L-T	FAMU	OPP.
Jackson State*	L	6	7
Fort Valley State	W	34	7
South Florida	L	17	38
Alabama State*	W	28	0
South Carolina State	W	30	7
Alabama A&M*	W	35	31
Mississippi Valley State*	W	31	28
Grambling State*	W	26	3
Southern*	W	29	17
Arkansas Pine-Bluff*	W	37	7
Bethune-Cookman*	W	46	21
SE Louisiana^	L	14	38

*=SWAC Game

^ = FCS Playoff Game



/// FLORIDA A&M HEAD COACHES ///

JUBIE BRAGG (9-17-3)

Year	W	L	T
1907	0	1	0
1908	0	1	0
1920	0	2	0
1921	0	1	1
1922	0	1	1
1923	1	0	0
1924	0	1	0
1925	1	2	0
1930	0	3	0
1931	3	3	0
1932	4	2	1

FRANZ "JAZZ" BYRD (4-13-1)

Year	W	L	T
1926	2	2	0
1927	2	3	0
1928	0	4	0
1929	0	4	1

THEODORE WRIGHT (7-7-1)

Year	W	L	T
1933	4	2	0
1935	3	5	1

EUGENE BRAGG

Year	W	L	T
1934	4	2	0

WILLIAM "BIG BILL" BELL (46-8-7)

Year	W	L	T
1936	2	4	1
1937	7	1	1
1938	8	0	0
1939	6	2	1
1940	6	1	3
1941	8	0	1
1942	9	0	0

HERMAN NIELSON (8-7-2)

Year	W	L	T
1943	1	4	2
1944	7	3	0

A.S. "JAKE" GAITHER (204-35-5)

Year	W	L	T
1945	9	1	0
1946	6	4	1
1947	9	1	0
1948	8	2	0
1949	7	2	0
1950	7	1	1
1951	7	1	1
1952	8	2	0
1953	10	1	0
1954	8	1	0
1955	7	1	1
1956	8	1	0
1957	9	0	0
1958	8	1	0
1959	10	0	0
1960	9	1	0
1961	10	0	0
1962	9	1	1
1963	8	2	0
1964	9	1	0
1965	7	3	0
1966	7	3	0
1967	8	2	0
1968	8	2	0
1969	8	1	0

ROBERT "PETE" GRIFFIN (5-5)

Year	W	L	T
1970	5	5	0

CLARENCE MONTGOMERY (6-5-0)

Year	W	L	T
1971	6	5	0

JAMES "BIG JIM" WILLIAMS (11-12)

Year	W	L	T
1972	5	6	0
1973	5	6	0

RUDY HUBBARD (83-48-3)

Year	W	L	T
1974	6	5	0
1975	9	2	0
1976	6	3	2
1977	11	0	0
1978	12	1	0
1979	7	4	0
1980	5	6	0
1981	7	4	0
1982	6	5	0
1983	7	4	0
1984	3	7	1
1985	4	7	0

KEN RILEY (48-39-2)

Year	W	L	T
1986	5	6	0
1987	5	5	1
1988	7	3	1
1989	6	5	0
1990	7	4	0
1991	6	5	0
1992	7	5	0
1993	5	6	0

WILLIAM "BILLY" JOE (86-46-0)

Year	W	L	T
1994	6	5	0
1995	9	3	0
1996	9	3	0
1997	9	3	0
1998	11	2	0
1999	10	4	0
2000	9	3	0
2001	7	4	0
2002	7	5	0
2003	6	6	0
2004	3	8	0

RUBIN CARTER (16-19-0)

Year	W	L	T
2005	6	5	0
2006	7	4	0
2007	3	8	0

JOE TAYLOR (17-20-0)

Year	W	L	T
2008	9	3	0
2009	8	3	0
2010	0	3	0
2011	0	4	0
2012	0	7	0

EARL HOLMES (0-15)

Year	W	L	T
2013	0	9	0
2014	0	6	0

COREY FULLER (0-3)

Year	W	L	T
2014	0	3	0

ALEX WOOD (0-25-0)

Year	W	L	T
2015	0	10	0
2016	0	7	0
2017	0	8	0

WILLIE SIMMONS (24-10-0)

Year	W	L	T
2018	6	5	0
2019	9	2	0
2021	9	3	0

/// FLORIDA A&M HEAD COACHES RECORDS ///

Coach	Years	W	L	T	Pct.
Jubie Bragg	1907-1925; 1930-1932	9	16	3	.360
Franz "Jazz" Byrd	1926-1929	4	12	2	.250
Theodore Wright	1933; 1935	7	5	1	.583
Eugene Bragg	1934	4	2	0	.667
William "Big Bill" Bell	1936-1942	46	8	7	.851
Herman Nielson	1943-1944	8	7	2	.533
A.S. "Jake" Gaither	1945-1969	204	35	5	.871
Robert "Pete" Griffin	1970	5	5	0	.500
Clarence Montgomery	1971	6	5	0	.545
James "Big Jim" Williams	1972-1973	11	12	0	.478
Rudy Hubbard	1974-1985	83	48	3	.633
Ken Riley	1986-1993	48	39	2	.551
William "Billy" Joe	1994-2004	84	46	0	.646
Rubin Carter	2005-2007	16	19	0	.457
Joe Taylor	2008-2012	17	20	0	.459
Earl Holmes	2013-2014	0	15	0	.000
Corey Fuller	2014	0	3	0	.000
Alex Wood	2015-2017	0	25	0	.000
Willie Simmons	2018 - Present	24	10	0	.706

AP Small College National Champions

1962 - A.S. "Jake" Gaither

NCAA Division I-AA National Champions

1978 - Rudy Hubbard

Black College Football National Champions

1938 - William "Big Bill" Bell

1942 - William "Big Bill" Bell

1950 - A.S. "Jake" Gaither

1952 - A.S. "Jake" Gaither

1953 - A.S. "Jake" Gaither

1954 - A.S. "Jake" Gaither

1957 - A.S. "Jake" Gaither

1959 - A.S. "Jake" Gaither

1961 - A.S. "Jake" Gaither

1962 - A.S. "Jake" Gaither

1977 - Rudy Hubbard

1978 - Rudy Hubbard

1998 - William "Billy" Joe

2001 - William "Billy" Joe

2019 - Willie Simmons



GREATEST GAMES

Top Games
Orange Blossom Classic

88-89
90



/// FLORIDA A&M FOOTBALL HISTORY - TOP GAMES ///

1938

Florida A&M 9, Kentucky State 7

The Rattlers' First National Title Florida A&M scored the winning points on a safety in the Orange Blossom Classic, as a failed quarterback lateral out of the Kentucky State end zone in the third period resulted in the game's final points. The win preserved an undefeated season and gave FAMU the first its' of 11 national titles. The points scored by K-State were the only points yielded by FAMU during a perfect 8-0-0 season.

1956

Tennessee State 41, Florida A&M 39

Perhaps the greatest game FAMU played and lost, this Orange Blossom Classic in the Orange Bowl in Miami witnessed All-America halfback Willie Galimore score four touchdowns, but the Big Blue Tigers prevailed with a critical defensive stand in the final minutes.

1969

Florida A&M 34, Tampa 28

The next to last game of the legendary Coach Jake Gaither's career, saw the first-ever intrastate battle between black and white schools in Florida turn into a thrilling back-and-forth contest. The game featured future pro stars like FAMU's Glen Edwards and Tampa's Freddie Solomon and John Matusak.

1978

Florida A&M 27, Bethune-Cookman 17

First Florida Classic Game

Trailing 17-0 at the half to their in-state archrivals in the first Florida Classic at Tampa, the Rattlers staged a scintillating 27-point second half rally to overhaul the Wildcats. The critical play was quarterback Albert Chester's heartstopping fourth-down scramble early in the final period which led to the winning score.

1978

Florida A&M 35, Massachusetts 28

NCAA Division 1-AA Championship

Florida A&M's own running men - fullback Michael Solomon and halfback Melvin McFayden combined for over 400 rushing yards as the Rattlers ran past the Minutemen for the inaugural NCAA Division 1-AA national title. Solomon was the game's MVP after rumbling for 207 yards and three TDs on a windy day in the Pioneer Bowl at Wichita Falls, Texas.

1979

Florida A&M 16, Miami (Fla.) 13

Underdogs coming into their match with Miami at Florida State's Campbell Stadium, the Rattlers pulled off the stunning upset thanks largely to the gutsy running of quarterback Sammy Knight, whose shifty moves foiled the vaunted UM defense as he rushed for 100 yards. A Vince Coleman 34-yard field goal with 3:49 left in the game broke a 13-13 tie.

But in the end, it was the Rattler defense that denied UM the end zone by virtue of an epic stand inside the five yard line which forced a fourth-down field goal attempt for the tie by Dan Miller, which went wide with 31 seconds left.

1994

Florida A&M 13, Grambling State 0

*Orange Blossom Classic
(Miami, Fla.)*

The high-flying Tigers of legendary Eddie Robinson were the number one Black College club and ranked number three in Division 1-AA. Nonetheless, the underdog Rattlers deployed a relentless defensive dragnet which completely smothered the vaunted Tiger attack, which was averaging over 47 points per game.

1996

Florida A&M 59, Hampton 58

Circle City Classic

The highest-scoring game in school history, it tied a national record for the most overtimes - six (6) - in NCAA Division 1-AA records. After battling to a 20-20 tie in regulation, the Rattlers and the Pirates went on a scintillating 39-38 scoring spree in the six extra periods. Freshman fullback Ken Williams' one-yard plunge and Juan Toro's PAT kick proved the game winner. FAMU kept fans on the edge of their seats, scoring three times in the extra frames on fourth down.

1999

Florida A&M 44, Appalachian State 29

Division 1-AA First-Round Playoff

Florida A&M faced fourth-seeded Appalachian State in a 1-AA first round game in the western mountains of North Carolina and the crisp, clear day turned into a magic moment for the Rattlers. The 13th-seeded Floridians totally dominated ASU early, building a 19-0 lead and a 34-15 bulge late in the third period. The Mountaineers closed to within five points, 34-29 with eight minutes left, but QB JaJuan Seider led FAMU on an 80-yard TD drive to slam the door and vault the Rattlers to the quarterfinals for the second straight year.

2005

Florida A&M 26, Bethune-Cookman 23, OT

It was a game that the late great Rod Serling would have used for an episode of the Twilight Zone. FAMU fell behind 17-0 to archrival Bethune-Cookman, who was aiming for an unprecedented fourth straight win over the Rattlers. But sophomore quarterback Albert Chester II helped engineer a breathtaking comeback from the dead, as the Rattlers rallied to nip the Wildcats in overtime, 26-23. All-American kicker Wesley Taylor nailed a clutch 43-yard field goal with under a minute left in regulation to tie the score at 23-23, to complete the comeback, then won it in the overtime with a 17-yarder, to set of



/// FLORIDA A&M FOOTBALL HISTORY - TOP GAMES ///

jubilant celebration by the Rattlers at midfield. Ironically, Chester's dad, Albert Sr., led FAMU from a similar 17-0 deficit against B-CC in the 1978 game in Tampa, to a 27-17 win. Both Chesters walked away with game MVP honors for their respective comeback wins.

2019

Florida A&M 34, North Carolina A&T 31, OT

A Hollywood blockbuster could barely top the drama and intrigue of this heavyweight MEAC showdown in Bragg Stadium, delayed 24 hours due to a tropical storm, and featuring a halftime dust up between the two teams. The Rattlers led into the final quarter of regulation, giving up a last-gasp, game-tying field goal to the Aggies as time expired to send this heavyweight battle to overtime tied at 28-28. The Aggies drew first blood in the extra frame, having to settle for a 32-yard field goal for a short-lived 31-28 lead. But the Rattlers had the last draw, with freshman QB Rasean McKay firing a fourth down TD strike to Marcus Williams for the 34-31 win. It was the Rattlers' second straight win over the Aggies on the game's final play.

2021

Florida A&M 35, Alabama A&M 31

The Rattlers traveled to Huntsville, Alabama, for their first road game in the SWAC as they played the 2021 Spring SWAC Champions Alabama A&M Bulldogs. The Rattlers struck first as Rasean McKay found a wide-open Bishop Bonnett for a 19-yard touchdown. After taking a 10-7 lead, the Rattlers allowed the Bulldogs to score 21 unanswered points to fall 28-10 with 8:21 left in the third quarter. The Rattlers responded with a 12-yard touchdown run from Terrell Jennings and failed on the two-point attempt to make it a 28-16 score after three. On the first play of the fourth quarter, Rasean McKay linked up with Chad Hunter from 25-yards for an amazing catch in the endzone that would make number two on SportsCenter Top 10 to bring the Rattlers within five 23-28. The Bulldogs responded with a field goal making it 31-23. On the ensuing drive, the Rattlers found the endzone again as McKay connected with Jah'Marae Sheread for a 33-yard touchdown, but a failed two-point attempt made had the Rattlers down 31-29. The Rattlers' defense responded the next drive forcing a three and out giving the Rattlers the ball back on their 20-yard line. On the next play, Bishop Bonnett found a hole and raced 80-yards to give the Rattlers a 35-31 lead after a failed two-point attempt. With 1:31 left in the game, Javan Morgan intercepted the SWAC's 2021 Spring and Fall Offensive Player of the Year, Aqeel Glass, to seal the game.

2021

Florida A&M 46, Bethune-Cookman 21

The Rattlers entered the game on a seven-game win streak looking to end their nine-game losing streak versus the Wildcats, and a first play 82-yard touchdown pass from the Tigers was not the start the Rattlers wanted. The Rattlers took a 13-7 lead into the half before a Rattlers'

30-point third quarter put the game out of reach. The Rattlers scored 21 points in 67 seconds. Guysen "BJ" Bohler started it with a forced fumble, recovery, and a 56-yard sprint to the endzone. Markquese Bell intercepted the Wildcats' pass three plays later, and the Rattlers capitalized with a 38-yard Bishop Bonnett touchdown run the next play. On the next play, Markquese Bell forced a Wildcats fumble, and Gentle Hunt scooped and scored from 46-yards out. The Rattlers would score three touchdowns in six plays to take a commanding 43-7 lead. The Rattlers would end the nine-game losing streak, and Guysen "BJ" Bohler was named the Florida Classic MVP.

/// FLORIDA A&M FOOTBALL HISTORY - ORANGE BLOSSOM CLASSICS ///

1938

Florida A&M 9, Kentucky State 7

The Rattlers' First National Title Florida A&M scored the winning points on a safety in the Orange Blossom Classic, as a failed quarterback lateral out of the Kentucky State end zone in the third period resulted in the game's final points. The win preserved an undefeated season, and the points scored by K-State were the only points yielded by FAMU during a perfect 8-0-0 season.

1947

Florida A&M 7, Hampton 0

The first Orange Blossom Classic game in Miami was won by the Rattlers, who sank the CIAA champion Hampton Pirates. Future South Florida prep coaching legend Nathaniel "Traz" Powell, scored the game winning TD, becoming the first African American to score a in the newly-minted Orange Bowl Stadium.

1956

Tennessee State 41, Florida A&M 39

Perhaps the greatest game FAMU played and lost, this Orange Blossom Classic in the Orange Bowl in Miami witnessed All-America halfback Willie Galimore score four touchdowns, but the Big Blue Tigers prevailed with a critical defensive stand in the final minutes.

1961

Florida A&M 14, Jackson State 8

An OBC record crowd of 47,161 fans packed the Orange Bowl for the first of two heavy-weight showdowns featuring the leading Black College Football titans of the mid-20th Century – FAMU and Jackson State. FAMU prevailed, 14-8 against a Jackson State squad chock full of future NFL draft choices, winning the 1961 Black College National title.

1962

Jackson State 22, Florida A&M 6

The Tigers from Mississippi's capital city were more than game for the 1962 rematch with the Rattlers, scratching past FAMU, 22-6, to win the 1962 Black College National title. JSU paced by the scintillating duo of Willie and Gloster Richardson, who headed the class of future pros on the Tigers' roster.

1969

Florida A&M 23, Grambling State 19

FAMU's victory over the Louisiana 'cats was a top brass send off for retiring coaching legend, A.S. "Jake" Gaither, coaching his final game. The game was also a passing of the coaching torch from Gaither to Grambling's budding legend, Eddie Robinson, who would go on to win over 400 games in a 50-plus year career.

1970

Jacksonville State 21, Florida A&M 7

FAMU and the Orange Blossom Classic made history in 1970, as they invited the first non-HBCU to appear in the game – the Gamecocks of Jacksonville (Ala.) State. JSU was paced by RB Boyce Callahan, who set a FAMU rushing record by an opponent with 224 yards on 32 carries.

1978

FAMU 31, Grambling State 7

In what was essentially an NCAA play-in game, the 9-1 Rattlers were told they had to beat Grambling to gain entry into the first-ever I-AA (FCS) playoffs. FAMU sent a message crushing their traditional OBC nemesis, 31-7. Tailback Ike Williams rushed for over 100

yards, to become just the second 1,000-yard rusher in a season in FAMU history, and freshman Dorsey Hutchinson had a school-record four pass interceptions to help keep the Tigers at bay.

2021

FAMU 6, Jackson State 7

What many thought would be a high-scoring game turned into a defensive battle between the Rattlers and Tigers. Highly touted freshman quarterback Shedeur Sanders made his collegiate debut for the Tigers and scored the games only touchdown. The Rattlers had a chance to win the game before freshman quarterback Junior Muratovic was sacked on 4th and 10 with 12 seconds remaining.

MILESTONES IN ORANGE BLOSSOM CLASSIC HISTORY

1933 - Florida A&M defeated Howard University, 9-6 in inaugural Classic in Jacksonville

1937 - Moved to Orlando for five years

1942 - Moved back to Jacksonville for two years

1944 - Moved to Tampa for three years

1947 - FAMU defeated Hampton, 7-0 in first Orange Blossom Classic in Miami

1956 - Tennessee State edges Florida A&M, 41-39, in one of greatest Classic games

1961 - 47,191 fans at Orange Bowl witness FAMU nip Jackson State, 14-8, for the Black College National Championship

1970 - Florida A&M invites Jacksonville State, the first predominately White team to the Classic. Jacksonville State won, 21-7

1978 - Florida A&M defeats Grambling State, 31-7, en route to the first-ever NCAA Division 1-AA national title


1984 - The National Football League Hall of Fame honors the Orange Blossom Classic for its role in showcasing Black College football for professional scouts

1994 - Florida A&M shuts out unbeaten Grambling State, 13-0, slowing Eddie Robinson's march to 400 career wins

1995 - Last Orange Blossom Classic in Miami features hometown Miami (Fla.) Hurricanes against Florida A&M

2004 - The Classic returns to the Orange Bowl, pitting Florida A&M against Florida International

2021 - Florida A&M to meet Jackson State in the Orange Blossom Classic, ending a 17-year hiatus



AWARDS & HONORS

All-Americans
All-MEAC
All-SWAC

92-93
94-95
95



/// FLORIDA A&M FOOTBALL ALL-AMERICANS ///

1926
Eugene Bragg, Running Back

1934
Solomon Calhoun, Tackle
James Everett, Running Back

1935
C.J. DeValt, Center
James Everett, Running Back

1937
Henry Butler, Running Back
Alphonso McKeekins, Guard

1938
Henry Butler, Running Back
Robert Griffin, Center
Tom Jones, Running Back
Murray Neely, Defensive Tackle

1939
Jesse Mays, Defensive End
Stanely Strachan, Running Back

1940
William Horton, Defensive End

1941
R.R. Grant, Offensive Lineman
Howard Gentry, Tackle

1942
Macon Williams, Running Back

1944
John Howard, Running Back

1945
Leroy Cromartie, Running Back
Bernard Ingraham, Running Back

1947
Wilbur Gary, Center
Bradley Mitchell, Defensive End
Ted Montgomery, Running Back
Nathaniel Powell, Defensive End

1948
Ulysses Curtis, Running Back
Bradley Mitchell, Defensive End
Jim Williams, Quarterback

1950
Costa Kittles, Defensive End

1951
William Kenchon, Center

Alphonso Varner, Tackle

1952
Alkin Hepburn, Quarterback
James Moore, Running Back

1953
Willie Galimore, Running Back
Samuel Marshall, Offensive Lineman

1954
Willie Galimore, Running Back

1955
Adolphus "Al" Frazier, Running Back
Willie Galimore, Running Back
Callivan Gladden, Tackle

1956
Carl Crowell, Offensive Line
Adolphus "Al" Frazier, Running Back
Willie Galimore, Running Back

1957
Carl Crowell, Offensive Line
Leroy Hardee, Running Back
Vernon Wilder, Tackle

1958
Willie Wyche, Tackle

1959
Clarence Childs, Running Back
Curtis Miranda, Center

1960
Clarence Childs, Running Back
Curtis Miranda, Center

1961
Curtis Miranda, Center
Robert Paremora, Running Back

1962
Robert Paremora, Running Back

1963
Alfred Denson, Wide Receiver
James Tullis, Quarterback

1964
Arthur Robinson, Defensive End
Archie Williams, Center

1965
David Daniels, Tackle

1967

John Eason, Tight End
Major Hazelton, Defensive Back

1969
Hubert Ginn, Running Back
Horace Lovett, Offensive Lineman
Jimmy McCaskill, Offensive Lineman

1972
Henry Lawrence, Offensive Lineman

1973
Henry Lawrence, Offensive Lineman

1974
Frankie Poole, Linebacker
James Rackley, Running Back
Felix Williams, Defensive Back

1975
Frankie Poole, Linebacker
Charles Young, Offensive Lineman

1976
Cal Burgess, Wide Receiver

1977
Jeff Grady, Defensive End
Tyrone McGriff, Offensive Lineman

1978
Albert Chester, Quarterback
Kiser Lewis, Offensive Lineman
Tyrone McGriff, Offensive Lineman
Harrell Oliver, Offensive Lineman
Ike Williams, Running Back

1979
Kiser Lewis, Offensive Lineman
Tyrone McGriff, Offensive Lineman
Harrell Oliver, Offensive Lineman
Ike Williams, Running Back

1980
Gifford Ramsey, Defensive Back

1982
R.C. Eason, Defensive Lineman

1983
Ray Alexander, Wide Receiver

1987
Bryan Brewer, Defensive End
Vaughn Wilson, Punter

1988
Bryan Brewer, Defensive End

James Vertuno, Placekicker
Vaughn Wilson, Punter

1989
Terry Beauford, Offensive Lineman
Irvin Clark, Defensive Lineman
Darryl Davis, Linebacker
Amir Rasul, Running Back

1990
Terry Beauford, Offensive Lineman
Irvin Clark, Defensive Lineman
Amir Rasul, Running Back

1991
William Carroll, Defensive Back
Gerald Duffey, Running Back

1992
William Carroll, Defensive Back
Kwame Kilpatrick, Offensive Lineman
Terry Mickens, Wide Receiver

1994
Earl Holmes, Linebacker

1995
Demetrius Billie, Offensive Lineman
Earl Holmes, Linebacker
Reggie Lee, Defensive Lineman
Jamie Nails, Offensive Lineman

1996
Demetrius Billie, Offensive Lineman
Cedric Liddell, Linebacker, Linebacker
Jamie Nails, Offensive Lineman
Oteman Sampson, Quarterback
Robert Wilson, Wide Receiver

1997
Shabaka Abdul-Majid, Offensive Lineman
Jomo Cousins, Defensive End
Darrin Ford, Punter
Jacquay Nunnally, Wide Receiver
Oteman Sampson, Quarterback
Juan Toro, Kicker

1998
Patrick Bonner, Quarterback
Olrick Johnson, Linebacker
Jacquay Nunnally, Wide Receiver
Juan Toro, Kicker

1999
Cainon Lamb, Wide Receiver
JaJuan Seider, Quarterback



/// FLORIDA A&M FOOTBALL ALL-AMERICANS ///

2000

Jauron Dailey, Defensive End
Freddie Moore, Offensive Tackle
Jacquay Nunnally, Wide Receiver
Juan Vasquez, Kicker

2001

Sean Kelly, Defensive End

2002

Charlie Allen, Wide Receiver
Levy Brown, Defensive Back
Juan Vasquez, Kicker

2003

Levy Brown, Defensive Back

2005

Welsey Taylor, Kicker

2008

Robert Okeafor, Offensive Lineman
LeRoy Vann, Return Specialist

2009

Robert Okeafor, Offensive Lineman
LeRoy Vann, Return Specialist

2018

Associated Press All-American
Chris Faddoul, Punter
BOXTOROW All-American
Chris Faddoul, Punter
STATS FCS All-American
Chris Faddoul, Punter
Hero Sports All-American
Chris Faddoul, Punter (2nd)

2019

AFCA All-American
Chris Faddoul, Punter (2nd)
Xavier Smith, Wide Receiver (2nd)
Associated Press All-American
Chris Faddoul, Punter
BOXTOROW All-American
Chris Faddoul, Punter
Keenan Forbes, Offensive Lineman
Xavier Smith, Wide Receiver
Markquese Bell, Defensive Back (HM)
Terry Jefferson, Defensive Back (HM)
Ryan Stanely, Quarterback (HM)
Hero Sports Sophomore All-American
Xavier Smith, Wide Receiver

2021

AFCA All-American
Isaiah Land, Linebacker (1st)
Markquese Bell, Defensive Back (2nd)

Associated Press All-American
Isaiah Land, Linebacker (1st)
Markquese Bell, Defensive Back (3rd)
Athlon Sports All-American
Isaiah Land, Linebacker
Markquese Bell, Defensive Back
BOXTOROW All-American
Bishop Bonnett, Running Back
Keenan Forbes, Offensive Line
Isaiah Land, Linebacker
Markquese Bell, Defensive Back
Guysen "BJ" Bohler, Defensive Back
Jose Romo-Martinez, Kicker
STATS Perform All-American
Isaiah Land, Linebacker (1st)
Markquese Bell, Defensive Back (1st)
Jah'Marae Sheread, Punt Return (3rd)
Keenan Forbes, Offensive Line (3rd)
HERO Sports All-American
Isaiah Land, Linebacker (1st)
Markquese Bell, Defensive Back (1st)
Keenan Forbes, Offensive Line (3rd)



/// FLORIDA A&M FOOTBALL ALL-CONFERENCE SELECTIONS ///

MEAC

1980

First Team

Nate Newton, Offensive Lineman
Gifford Ramsey, Defensive Back
Vincent Coleman, Punter

1981

First Team

Ray Alexander, Wide Receiver
Arthur Wellons, Offensive Lineman
R.C. Eason, Defensive Lineman
Vincent Coleman, Punter

1982

Ray Alexander, Wide Receiver
Frank Middleton, Running Back
R.C. Eason, Defensive Lineman
Dorsey Hutchinson, Defensive Back
Rod Dawson, Punter

1983

Offensive Player of the Year
Ray Alexander, Wide Receiver
First Team
Ray Alexander, Wide Receiver
R.C. Eason, Defensive Lineman
Sam Bronson, Defensive Back

1987

First Team

Howard Huckaby, Return Specialist
Brian Brewer, Defensive Lineman
Vaughn Wilson, Punter

1988

Coach of the Year

Ken Riley

First Team

James Vertuno, Placekicker
Howard Huckaby, Return Specialist
Winifred Hudson, Defensive Lineman
Bryan Brewer, Defensive Lineman
Lamar Glover, Linebacker
Matthew Fair, Defensive Back
Vaughn Wilson, Punter

1989

Offensive Player of the Year
Amir Rasul, Running Back
First Team
Terry Beauford, Offensive Lineman
Amir Rasul, Running Back
James Vertuno, Placekicker
Irvin Clark, Defensive Lineman
Darryl Davis, Linebacker

1990

Coach of the Year

Ken Riley

First Team

Terry Beauford, Offensive Lineman
Robert Frost, Offensive Lineman
Amir Rasul, Running Back
James Vertuno, Placekicker
Antoine Bennett, Defensive Back
Craig Hall, Punter

1991

First Team

Terry Mickens, Wide Receiver
Cedric Jones, Linebacker
William Carroll, Defensive Back

1992

Offensive Player of the Year

Terry Mickens, Wide Receiver

First Team

Kwame Kilpatrick, Offensive Lineman
Wally Williams, Offensive Lineman
Chad Fann, Tight End
Terry Mickens, Wide Receivers
Eaion Connor, Linebacker
William Carroll, Defensive Back

1993

First Team

Erwin Collier, Defensive Lineman

1994

First Team

Sha-Meil Simpkins, Running Back
Reggie Lee, Defensive Lineman
Earl Holmes, Linebacker
Bruce Daniels, Linebacker
Keino Taylor, Linebacker

1995

Coach of the Year

Billy Joe

Defensive Player of the Year

Earl Holmes, Linebacker

First Team

Demetrius Billie, Offensive Lineman
Reggie Lee, Defensive Lineman
Earl Holmes, Linebacker

1996

Coach of the Year

Billy Joe

Rookie of the Year

Antoine Flowers

Offensive Lineman of the Year

Jamie Nails, Offensive Lineman

First Team

Demetrius Billie, Offensive Lineman

Jamie Nails, Offensive Lineman

Robert Wilson, Wide Receiver

Cedric Liddell, Linebacker

Primus Burley, Defensive Back

Karlos Odum, Defensive Back

1997

Offensive Player of the Year

Oteman Sampson, Quarterback

Rookie of the Year

Jacquay Nunnally, Wide Receiver

First Team

Lamont Turner, Offensive Lineman

Shabaka Abdul-Majid, Offensive Lineman

Jacquay Nunnally, Wide Receiver

Oteman Sampson, Quarterback

1998

Offensive Player of the Year

Patrick Bonner, Quarterback

First Team

Jacquay Nunnally, Wide Receiver

Patrick Bonner, Quarterback

Juan Toro, Placekicker

Olrick Johnson, Linebacker

1999

Offensive Player of the Year

JaJuan Sieder, Quarterback

First Team

Jacquay Nunnally, Wide Receiver

JaJuan Sieder, Quarterback

Jeremy Edwards, Placekicker

Tyronn Johnson, Defensive Lineman

Vernon Mitchell, Defensive Back

Aaron Gray, Defensive Back

2000

Rookie of the Year

Juan Vasquez, placekicker

Offensive Lineman of the Year

Freddie Moore, Offensive Lineman

First Team

Derrick Gray, Offensive Lineman

Jacquay Nunnally, Wide Receiver

Juan Vasquez, Placekicker

Jauron Dailey, Defensive Lineman

Patrick Burrows, Linebacker

Darnell Vickers, Defensive Back

2001

Coach of the Year

Billy Joe

First Team

Sean Kelly, Defensive Lineman

Troy Hart, Defensive Back

2002

First Team

Fletcher Williams, Offensive Lineman

Charlie Allen, Wide Receiver

Juan Vasquez, Placekicker

Levy Brown, Defensive Back

2005

First Team

Rashard Pompey, Running Back

Roosevelt Kiser, Wide Receiver

Tyrone McGriff, Defensive Lineman

Steve St. Felix, Defensive Lineman

Second Team

Sammy Doughty, Defensive Back

Wesley Taylor, Punter

2006

First Team

Daniel Parrish, Offensive Lineman

Jason Beach, Defensive Back

Wesley Taylor, Punter

Roosevelt Kiser, Return Specialist

Second Team

Albert Chester II, Quarterback

Roosevelt Kiser, Wide Receiver

Tyrone McGriff, Defensive Lineman

Vernon Wilder, Linebacker

2007

Rookie of the Year

Phillip Sylvester, Running Back

First Team

Taj Jenkins, Tight End

Second Team

Justin Delaney, Offensive Lineman

Vernon Wilder, Linebacker

Ernest Williams, Defensive Back

Wesley Taylor, Punter

2008

First Team

Curtis Pulley, Quarterback

Kevin Elliott, Wide Receiver

Robert Okefor, Wide Receiver

LeRoy Vann, Return Specialist

Second Team

Philip Sylvester, Running Back

Taj Jenkins, Tight End

Anthony Collins, Offensive Lineman

Cameron Houston, Defensive Lineman

Curtis Holcomb, Defensive Back

2009

Offensive Player of the Year

Curtis Pulley, Quarterback

First Team

Curtis Pulley, Quarterback



Robert Okefor, Offensive Lineman
 Trevor Scott, Placekicker
 Second Team
 Kevin Elliott, Wide Receiver
 Anthony Collins, Offensive Lineman
 Steve Brazzle, Offensive Lineman
 Bryan Parker, Linebacker

2010

First Team
 Oier Hall, Defensive Back
 Brandon Holdren, Punter
 Second Team
 Philip Sylvester, Running Back
 Christopher Sands, Offensive Lineman
 Curtis Holcomb, Defensive Back

2011

First Team
 Steven Robinson, Offensive Lineman
 Shelly Anthony, Offensive Lineman
 John Ojo, Defensive Back
 Branden Holden, Punter
 Edmond Baker, Return Specialist
 Second Team
 Kevin Elliott, Wide Receiver
 Branden Curry, Offensive Lineman
 Trevor Scott, Placekicker

2012

First Team
 Travis Harvey, Wide Receiver
 Chase Varnador, Placekicker
 Second Team
 Damien Fleming, Quarterback
 Padric Scott, Defensive Lineman
 Brandon Hepburn, Linebacker
 James Owens, Return Specialist

2013

Third Team
 Lenworth Lennon, Wide Receiver
 Patrick Aiken, Defensive Back

2014

Second Team
 Damien Fleming, Quarterback
 Chase Varnadore, Placekicker
 Third Team
 Akil Blount, Linebacker
 Devonte Johnson, Defensive Back
 Colby Blanton, Punter

2015

Second Team
 Chase Varnadore, Placekicker
 Third Team
 Montavious Williams, Wide Receiver
 Akil Blount, Linebacker

2016

First Team
 Jacques Bryant, Defensive Back
 Second Team
 Keonte Cash, Offensive Lineman
 Elijah Price, Defensive Lineman
 Third Team
 Brandon Norwood, Wide Receiver
 Curtis Alexander, Defensive Lineman
 Terry Jefferson, Defensive Back
 Colby Blanton, Punter

2017

Second Team
 Okinna Nwakanwo, Offensive Lineman
 Third Team
 Devin Bowers, Running Back
 Osman Aguilera, Offensive Lineman
 Elijah Price, Defensive Lineman
 Chris Faddoul, Punter

2018

First Team
 Okinna Nwakanwo, Offensive Lineman
 Chris Faddoul, Punter
 Antonio Miller, Defensive Lineman
 Second Team
 Deshawn Smith, Running Back
 Xavier Smith, Wide Receiver
 Loubens Polinice, Offensive Lineman
 Yahia Aly, Placekicker
 Third Team
 Ryan Stanley, Quarterback
 Chad Hunter, Wide Receiver
 Elijah Richardson, Linebacker
 Terry Jefferson, Defensive Back

2019

Offensive Player of the Year
 Ryan Stanley, Quarterback
 First Team
 Ryan Stanley, Quarterback
 Xavier Smith, Wide Receiver
 Keenan Forbes, Offensive Lineman
 Markquese Bell, Defensive Back
 Terry Jefferson, Defensive Back
 Chris Faddoul, Punter
 Second Team
 Marcus Williams, Return Specialist
 Third Team
 Elijah Richardson, Linebacker
 Yahia Aly, Kicker

SWAC

2021

Defensive Player of the Year
 Isaiah Land, Linebacker
 First Team
 Bishop Bonnett, Running Back
 Keenan Forbes, Offensive Lineman
 Isaiah Land, Linebacker
 Markquese Bell, Defensive Back
 Guysen "BJ" Bohler, Defensive Back
 Joso Romo-Martinez, Kicker
 Second Team
 Jay Jackson-Williams, Offensive Line
 Savion Williams, Defensive Line
 Deonte Williams, Defensive Line



PRO HISTORY

NFL Draft History
NFL History
Other Leagues

97
98-99
99



/// FLORIDA A&M NFL DRAFT HISTORY ///

YEAR	NAME	TEAM	POSITION	ROUND	PICK	OVERALL
1953	Jimmy Moore	Chicago Bears	B	10	4	113
	Willie Irvin	Philadelphia Eagles	E	15	9	178
1954	Sam Marshall	Green Bay Packers	T	7	2	75
	Herman Lee	Chicago Bears	T	23	5	270
1956	Willie Galimore	Chicago Bears	B	5	9	58
1957	Al Frazier	Chicago Bears	B	20	11	240
1958	Alonzo Vereen	Los Angeles Rams	B	27	7	320
1959	Willie Taylor	Green Bay Packers	C	6	1	61
	Leroy Hardee	Green Bay Packers	B	25	1	289
1961	Lewis Johnson	Green Bay Packers	RB	7	12	96
	Eugene White	New York Giants	RB	14	11	193
	Jake Bradley	St. Louis Cardinals	T	16	8	218
1962	Curtis Miranda	New York Giants	C	5	3	59
	Jim Tullis	Green Bay Packers	RB	8	14	112
	Nat Tucker	Pittsburgh Steelers	RB	17	5	229
1963	Bob Paremore	St. Louis Cardinals	RB	6	3	73
	James Tullis	Chicago Bears	DB	11	10	150
	Hewritt Dixon	Pittsburgh Steelers	RB	11	11	151
1964	Al Denson	Philadelphia Eagles	DE	6	2	72
	Bob Hayes	Dallas Cowboys	WR	7	4	88
	Carlton Oats	Minnesota Vikings	DE	16	5	215
1965	Bobby Felts	Baltimore Colts	RB	6	1	71
	David Daniels	Chicago Bears	T	13	4	172
1966	Arthur Robinson	Dallas Cowboys	WR	7	5	100
	Andre White	Washington Redskins	WR	19	6	281
	John Kelly	Washington Redskins	C	20	5	295
1967	Don Smith	Denver Broncos	G	15	6	373
1968	Major Hazelton	Chicago Bears	DB	3	2	57
	Nathaniel James	Cleveland Browns	DB	6	14	152
	Joe Williams	Los Angeles Rams	WR	8	23	215
	John Eason	Oakland Raiders	TE	9	25	244
1969	Ken Riley	Cincinnati Bengals	DB	6	5	135
	Roger Finnie	New York Jets	DE	14	26	364
1970	Hubert Ginn	Miami Dolphins	RB	9	3	211
	Melvin Jones	Los Angeles Rams	WR	13	22	334
	Kent Schoolfield	New England Patriots	WR	15	4	368
1971	Alfred Sykes	New England Patriots	WR	14	1	339
	Leroy Charlton	San Francisco 49ers	DB	17	22	438
1972	Charles Goodrum	Minnesota Vikings	G	9	24	232
1974	Henry Lawrence	Oakland Raiders	T	1	19	19
1975	James Rackley	Kansas City Chiefs	RB	12	7	293
1976	Greg Coleman	Cincinnati Bengals	P	14	23	398
	Claude Johnson	Houston Oilers	LB	16	21	452
1977	Ken Mullins	New York Giants	DE	9	5	228
1978	Jeff Grady	New York Giants	LB	8	7	201
1980	Thomas Lane	Minnesota Vikings	DB	12	10	315
	Kiser Lewis	New Orleans Saints	LB	12	13	318
	Tyrone McGriff	Pittsburgh Steelers	G	12	28	333
1986	Merlon Jones	New Orleans Saints	LB	9	5	226
1987	Gene Atkins	New Orleans Saints	DB	7	11	179
1989	Derrick Gainer	Los Angeles Raiders	RB	8	10	205
1991	Terry Beauford	San Diego Chargers	G	7	25	192
	Amir Rasul	Buffalo Bills	RB	7	27	194
	Antoine Bennett	Cincinnati Bengals	DB	12	16	322
1992	Tim Daniel	Dallas Cowboys	WR	11	22	302
1994	Ervin Collier	New England Patriots	DT	3	13	78
	Terry Mickens	Green Bay Packers	WR	5	15	146
	Dexter Nottage	Washington Redskins	DE	6	2	163
1995	Jamie Brown	Denver Broncos	T	4	23	121
1996	Earl Holmes	Pittsburgh Steelers	LB	4	31	126
1997	Jamie Nails	Buffalo Bills	T	4	24	120
1998	Cedric Harden	San Diego Chargers	DE	5	3	126
	George Cousins	Phoenix Cardinals	DE	7	20	209
2000	JaJuan Seider	San Diego Chargers	QB	6	39	205
2011	Curtis Holcomb	San Francisco 49ers	DB	7	47	250
2013	Brandon Hepburn	Detroit Lions	LB	7	39	245



/// FLORIDA A&M FOOTBALL - IN THE PROS ///

National Football League

Name	Pos.	Teams	Years
Shabaka Abdul-Majid	OT	Baltimore Ravens	1998
Ray Alexander	WR	Denver Broncos	1984-85
		Dallas Cowboys	1986-88
Gene Atkins	DB	New Orleans Saints	1987-93
		Miami Dolphins	1994-96
Terry Beauford	OG	San Diego Chargers	1991
		Green Bay Packers	1992-93
Markese Bell	DB	Dallas Cowboys	2022-
Antoine Bennett	CB	Cincinnati Bengals	1991-93
Tony Bland	WR	Minnesota Vikings	1995-97
Pat Bonner	QB	Tampa Bay Buccaneers	1999
Harry Brown	WR	Miami Dolphins	1992
Jamie Brown	OT	Denver Broncos	1995-97
		San Francisco 49ers	1998
		Washington Redskins	1999-
Clarence Childs	DB	New York Giants	1964-67
		Chicago Bears	1968
Irvin Clark	NT	Tampa Bay Buccaneers	1991
Ben Coleman	DE	Carolina Panthers	2002-02
Greg Coleman	P	Cleveland Browns	1977
		Minnesota Vikings	1978-87
		Washington Redskins	1988
Raymond Coleman	DT	Dallas Cowboys	1988
Ervin Collier	DT	New England Patriots	1994
		Chicago Bears	1994-95
		Washington Redskins	1996
Shedrick Copeland	DB	St. Louis Rams	2004-04
Jomo Cousins	DE	Arizona Cardinals	1998
		New York Giants	2000
Jauron Dailey	DE	Washington Redskins	2000-00
Tim Daniel	WR	Dallas Cowboys	1992-93
David Daniels	OT	Oakland Raiders	1966
Darryl Davis	LB	Miami Dolphins	1990
Alfred Denson	WR	Denver Broncos	1964-70
		Miami Dolphins	1971
Ivory Dillard	OT	New York Giants	1994
		Jacksonville Jaguars	1995
Hewritt Dixon	RB	Denver Broncos	1963-65
		Oakland Raiders	1966-70
John Eason	TE	Oakland Raiders	1968
Glen Edwards	DB	Pittsburgh Steelers	1971-77
		San Diego Chargers	1978-81
Kevin Elliot	WR	Jacksonville Jaguars	2012
		Buffalo Bills	2012
William Evers	CB	Atlanta Falcons	1990-92
Chad Fan	TE	Phoenix Cardinals	1993-95
		San Francisco 49ers	1997-99
		Minnesota Vikings	2000
Bobby Felts	DB	Baltimore Colts	1965
		Detroit Lions	1965-67
Roger Finnie	OT	New York Jets	1969-72
		St. Louis Cardinals	1973-78
		New Orleans Saints	1979
Keenan Forbes	OL	Seattle Seahawks	2022-
Al Frazier	RB	Denver Broncos	1961-63
Derrick Gainer	FB	Los Angeles Raiders	1989
		Cleveland Browns	1989-90
		Los Angeles Raiders	1992
		Dallas Cowboys	1992-93
		Los Angeles Raiders	1994
Willie Galimore	RB	Chicago Bears	1957-63
Hubert Ginn	RB	Miami Dolphins	1970-75
		Baltimore Colts	1973
		Oakland Raiders	1976-78
Charles Goodrum	OT	Minnesota Vikings	1973-79
Quinn Gray	QB	Jacksonville Jaguars	2002-07
		Houston Texans	2008
		Indianapolis Colts	2008
		Kansas City Chiefs	2008
Jeff Green	DE	Oakland Raiders	2005-06
Travis Harvey	WR	Tennessee Titans	2013
Bob Hayes	WR	Dallas Cowboys	1965-74

Name	Pos.	Teams	Years
		San Francisco 49ers	1975
Clarence Hawkins	RB	Oakland Raiders	1979
Major Hazelton	RB	Chicago Bears	1968-69
		New Orleans Saints	1970
Cedric Harden	DE	San Diego Chargers	1998-99
Brandon Hepburn	LB	Detroit Lions	2013
Walter Highsmith	C	Denver Broncos	1968-69
Ralph Hill	C	New York Giants	1976-77
Curtis Holcomb	DB	San Francisco 49ers	2011
		Jacksonville Jaguars	2012
Earl Holmes	LB	Pittsburgh Steelers	1996-01
		Cleveland Browns	2002
		Detroit Lions	2003-05
		Detroit Lions	2003-05
John Holmes	DE	Miami Dolphins	1966
Howard Huckaby	WR	Kansas City Chiefs	1990
Nathaniel James	DB	Cleveland Browns	1968
Kenneth Johnson	DB	Minnesota Vikings	1989-90
		New York Jets	1990
Ollrick Johnson	LB	New York Jets	1999
		Minnesota Vikings	1999
		New England Patriots	2000
Preston Johnson	RB	New England Patriots	1968
Tyrone Johnson	DE	San Francisco 49ers	2000
Merlon Jones	DE	New Orleans Saints	1986
John Kelly	OC	Washington Redskins	1966-67
Cainon Lamb	WR	Miami Dolphins	2000
Thomas Lane	DB	Minnesota Vikings	1980
Henry Lawrence	OT	Oakland/Los Angeles Raiders	1974-87
Herm Lee	T	Pittsburgh Steelers	1957
		Chicago Bears	1963-67
David Lucas	WR-KR	Dallas Cowboys	1993
Frank Marion	LB	New York Giants	1977-83
Willie McClung	T	Pittsburgh Steelers	1955-57
		Cleveland Browns	1958-59
		Detroit Lions	1960-61
Tyrone McGriff	OG	Pittsburgh Steelers	1980-82
Terry Mickens	WR	Green Bay Packers	1994-97
		Oakland Raiders	1998-00
Frank Middleton	RB	Indianapolis Colts	1984
		Miami Dolphins	1985
		San Diego Chargers	1986-88
Gene Milton	WR	Miami Dolphins	1968-69
Curtis Miranda	C	New York Giants	1962
Freddie Moore	OT	Cincinnati Bengals	2001
		Jacksonville Jaguars	2002
Riley Moore	DE	Oakland Raiders	1960-62
Jamie Nails	OT	Buffalo Bills	1997-00
		Miami Dolphins	2002-03
Nate Newton	OG	Washington Redskins	1983
		Dallas Cowboys	1986-98
		Carolina Panthers	1999
Dexter Nottage	DE	Washington	1994-97
		Green Bay	1998-99
Jacquay Nunnally	WR	Tampa Bay Buccaneers	2001
Carleton Oates	DT	Oakland Raiders	1965-72
		Green Bay Packers	1973
Robert Paremora	RB	St. Louis Cardinals	1963-65
Nathaniel Powell	E	Brooklyn Dodgers	1947
Casey Printers	QB	Kansas City Chiefs	2006
Amir Rasul	RB	Buffalo Bills	1991
		Miami Dolphins	1993
Ken Riley	DB	Cincinnati Bengals	1969-83
Mel Rogers	LB	Chicago Bears	1977
JaJuan Seider	QB	San Diego Chargers	2000
Padric Scott	DL	Phoenix Cardinals	2013
Don Smith	G	Denver Broncos	1967
Vernice Smith	OT	Phoenix Cardinals	1990-92
		Chicago Bears	1993
		Washington Redskins	1993-95
		St. Louis Rams	1997
Philip Sylvester	RB	Atlanta Falcons	2012
Gene Thomas	RB	Kansas City Chiefs	1966-67
		New England Patriots	1968



/// FLORIDA A&M FOOTBALL - IN THE PROS ///

Name	Pos.	Teams	Years
Eric Truvillion	WR	New Yorks Jets Detroit Lions	1981 1986
Brian Tyms	WR	San Francisco 49ers Miami Dolphins	2012 2012
Daryle Tyson	DB	Denver Broncos	1980
Andre White	TE	Denver Broncos Cincinnati Bengals	1967 1969
Eugene White	RB	Oakland Raiders	1962
Ken Williams	FB	Jacksonville Jaguars Cincinnati Bengals	2000 2001
Undre Williams	WR	Buffalo Bills Detroit Lions	1998 1999
Wally Williams	OC	Cleveland Browns Baltimore Ravens New Orleans Saints	1993-95 1996-98 1999-03
Robert Wilson	WR	Seattle Seahawks New Orleans Saints	1997-99 2000-01
William Wilson	RB	Houston Oilers	1961
William Wilson, Jr.	WR	Seattle Seahawks	1986
Fred Woodson	G	Miami Dolphins	1967-69

Canadian Football League

Name	Pos.	Teams	Years
Ray Alexander	WR	British Columbia Lions Calgary Stampeders	1990-95 1986
Demetris Bendross	WR	Sasatchewan Roughriders Toronto Argonauts Ottawa Renagades	2000-02 2002 2003-04
Sean Brantley	DL	Edmonton Eskimos	1993-95
Albert Chester	QB-WR	Toronto Argonauts	1979-80
Ulysses Curtis	RB	Montreal Alouettes	1949
Duane Drisdorn	DB	Winnipeg Blue Bombers	1988
Howard Huckaby	WR	British Columbia Lions	1992
Winfred Hudson	DE	Winnipeg Blue Bombers British Columbia Lions	1988 1990
Jose Laureano	QB	Saskatchewan Roughriders	2000
Reggie Lee	DT	Toronto Argonauts	1996
David Lucas	WR-KR	Hamilton Tiger-Cats	1992
Curtis Miranda	OC	Hamilton Tiger-Cats	1961
Vernon Mitchell	DB	Toronto Argonauts	2000-01
Casey Printers	QB	British Columbia Lions	2004-05
Tariq Qaiyim	WR	Calgary Stampeders	1999-02
Oteman Sampson	QB	Calgary Stampeders	1999-00
Gary Shipman	DB	British Columbia Lions	1990
Rudy Sims	DL	Ottawa Redblacks	1969-76
Jelly Taylor	OC	Hamilton Tiger-Cats	1950

United States Football League

Name	Pos.	Teams	Years
John Benson	LB	Tampa Bay Bandits	1984
Rufus Brown	OL	Tampa Bay Bandits	1984
Glen Edwards	DB	Tampa Bay Bandits	1983
Tony Hayes	LB	Tampa Bay Bandits Oklahoma Outlaws Jacksonville Bulls	1983 1984 1985
Alonzo Johnson	LB	Tampa Bandits	1983-84
Nate Koonce	QB	Tampa Bandits	1983
Tyrone McGriff	OG	Michigan Panthers Memphis Showboats	1983-84 1985
Nate Newton	OG	Tampa Bandits	1984-85
Eric Truvillion	WR	Tampa Bandits	1983-83
Calvin Ashley	OL	New Jersey Generals	2022

Arena Football League

Name	Pos.	Teams	Years
Alexander Ajayi	DB	Lehigh Valley	2012
Terry Beauford	C	Tampa Bay Storm	1997-99
Demetris Bendross	WR/DB	Tampa Bay Storm	2004

Name	Pos.	Teams	Years
Antoine Bennett	DB	Ohio Glory	1992
Levy Brown	DB/WR	Florida Firecats New York Dragons	2005-07 2008
Tremayne Bridges	WR/KR	Iowa Barnstormers	1998-99
Ernest Certain	DT	Tallahassee Tampa Bay Storm	2000-01 2002
Robert Frost	OG	Cleveland Gladiators	1992
Boris Jackson	WR	Florida Bobcats	1999-01
Reggie Lee	DL/OL	Orlando Predators	1999
Bryan Moore	RB/WR	Orlando Predators	1991-92
J.C. Rainey	DB	Tampa Bay Storm	1992
Amir Rasul	RB	Ohio Glory	1992
Marvin Taylor	WR/DB	Grand Rapids Rampage	2000
Michael Thornton	DT	Tampa Bay Storm	1997
Jonathan Walker	DB/LB	Florida Bobcats	1999
Rod Williams	DL/OL	Tampa Bay Storm	2001

Arena Football League 2

Name	Pos.	Teams	Years
Ben Daugherty	QB	Tallahassee	2000-01
Marcus Farlin	OL/DL	Tallahassee	2000-01
Boris Jackson	RB/DB	Pensacola	2000-01
Cainon Lamb	WR/RB	Tallahassee	2002
Karlos Odum	DB/WR	Pensacola	2000-02
Russell Parker	DB	Jacksonville	2000
Leon Scott	OT/DT	Florida Firecats	2004
Brian Smith	OL/DL	South Georgia Wildcats	2004
Marvin Taylor	WR/DB	Tallahassee	2000-01
Ronnie Thomas	WR/DB	South Georgia Wildcats	2004
Jonathan Walker	LB	Pensacola	2000-01
Kendrick Washington	DL	Chicago Rush	2011-12
Caran White	TE	Tallahassee	2000
Larry Williams	DB	Pensacola	2000-02
Jay Young	WR	Tallahassee	2000-01

World League Football

Name	Pos.	Teams	Years
Mario Allen	QB	Amsterdam Admirals	1997

NFL Europe

Name	Pos.	Teams	Years
Quinn Gary	QB	Frankfurt Galaxy	2002
Jeff Green	DE	Berlin Thunder	2006
Freddie Moore	OT	Berlin Thunder	2001-02

*Because of the number of arena football leagues, this list may have some omissions. To add to this list, please email AthleticsMedia@famu.edu.

F L O R I D A A & M

2022 SCHEDULE



AUGUST 27
AWAY



SEPTEMBER 4
NEUTRAL



SEPTEMBER 10
HOME



SEPTEMBER 24
HOME



OCTOBER 1
HOME



OCTOBER 8
AWAY



OCTOBER 15
AWAY



OCTOBER 29
HOME



NOVEMBER 5
HOME



NOVEMBER 12
AWAY



NOVEMBER 19
NEUTRAL

