



**2023-24 CINCINNATI BASKETBALL**

# **HISTORY AND RECORDS**

# CINCINNATI BASKETBALL HISTORY

## TRADITION - BY THE NUMBERS

- » **2 - National Titles (1961, 1962)**
- » **6 - Final Fours (1959-63, 1992)**
- » **8 - Elite Eights (Last: 1996)**
- » **10 - Sweet Sixteen Appearances (Last: 2012)**
- » **33 - NCAA Tournament Appearances (Last: 2019)**
- » **23 - NCAA Tournament Appearances since 1992**
- » **11 - NIT Appearances (Last: 2023)**
- » **29 - Conference Titles (Last: 2020)**
- » **12 - Conference Tournament Titles (Last: 2019)**
- » **1,889 - All-Time Wins (12th most in nation)**
- » **32 - All-Americans (Last: Jarron Cumberland [2019])**
- » **88 - All-Conference Selections (Last: David Delulius, Landers Nolley II [2023])**
- » **57 - NBA Draft Picks (Last: Jacob Evans III [2018])**
- » **54 - Members of the 1,000-Point Club**
- » **431 - Weeks Ranked in AP Top 25**
- » **212 - Weeks Ranked in AP Top 10**
- » **45 - Weeks ranked No. 1**
- » **2 - Members of Basketball Hall of Fame (Jack Twyman & Oscar Robertson)**
- » **2 - Olympic Gold Medalists (Robertson [1960] & George Wilson [1964])**

## NATIONAL CHAMPIONSHIP TEAMS



1961 National Champions: Front Row (L-R): Jim Calhoun, Tony Yates, Carl Bouldin, Paul Hogue, Bob Wiesenhahn, Tom Thacker, Tom Sizer. Back Row (L-R): Head coach Ed Jucker, Larry Shingleton, Fred Dierking, Ron Ries, Dale Heidotting, Mark Altenau, assistant coach Tay Baker.



1962 National Champions: Front Row (L-R): Larry Shingleton, Tony Yates, Larry Elsasser, Tom Thacker, Tom Sizer, Jim Calhoun. Back Row (L-R): Assistant coach Tay Baker, Bill Abernathy, Fred Dierking, George Wilson, Ron Reis, Paul Hogue, Dale Heidotting, Ron Bonham, head coach Ed Jucker.

The University of Cincinnati men's basketball program ranks among the nation's elite with 33 NCAA Tournament appearances, six Final Fours and back-to-back national championships (1961, 1962).

The Associated Press thinks so too, listing the Bearcats' program 10th in the nation in 2017 for its all-time appearances in the weekly AP polls.

And the program's 121 wins since the start of the 2016-17 season, including a school-record tying 31 victories in 2017-18, have helped the Bearcats climb to 12th nationally for most wins with 1,848.

American Athletic Conference trophies returned to Clifton in 2017-18 as the Bearcats claimed their first outright regular-season title since 2002 and their first league tournament championship since 2004. The Bearcats repeated as league tournament champions in 2018-19 and claimed the AAC's regular-season crown in 2019-20. In fact, during UC's stay in the 8-year old AAC, the Bearcats have claimed three regular-season crowns (2014, 2018, 2020) and two league tournament championships (2018, 2019) along a conference-best 107 league victories.

In all, since UC's program began in 1901-02, the Bearcats have won 41 conference championships (29 regular-season titles and 12 league tournament crowns).

UC has advanced to postseason play 44 times, including 33 appearances at the NCAA Tournament where the Bearcats own a 46-32 (.590) record.

Cincinnati's excellence is not portrayed in numbers alone. UC is the alma mater of several college basketball greats - 31 Bearcats have earned All-America honors, two went on to become Olympic gold medalists, two are enshrined in the National Basketball Hall of Fame, and Oscar Robertson was the first UC basketball player inducted into the FIBA (International Basketball Hall of Fame).

One of the first of UC's long list of standouts was Jack Twyman, who earned All-America status in 1954-55. He went on to NBA stardom and is in the Basketball Hall of Fame.

Robertson is still widely recognized as one of the greatest to play the sport — college or professional. A unanimous three-time All-American, he was college basketball's all-time leading scorer at the close of his career. His 33.8 scoring average today ranks

third on the NCAA career charts, and he has the NBA's sixth-most career assists. The Hall of Famer led the U.S. Olympic team to the 1960 gold medal.

Sparked by the exploits of Robertson, who became the first player to lead the nation in scoring in three consecutive seasons (1958-60), Cincinnati advanced to the Final Four in 1958-59 and 1959-60, settling for third place both years.

With a rookie head coach, and without Robertson, the Bearcats won their first national title in 1960-61. Then to prove that the first championship was no fluke, UC repeated as champion in 1961-62 - beating Ohio State in the title game both seasons.

Cincinnati made a then-unprecedented fifth-straight trip to the Final Four in 1962-63, and narrowly missed capturing a third-straight national crown when Loyola (Ill.) overcame a 15-point deficit and defeated the Bearcats by a basket, 60-58, in overtime.

During those five seasons, UC recorded a 37-game win streak and posted a 161-16 ledger. The five straight Final Four appearances is a feat topped only by UCLA.


Connie Dierking (1958), Ralph Davis (1960), Bob Wiesenhahn (1961), Paul Hogue (1961, 1962), Tom Thacker (1963), Tony Yates (1963), Ron Bonham (1963, 1964) and George Wilson (1963) were accorded All-American recognition with Wilson playing on the U.S. 1964 Olympic gold medal team.

The Bearcats success continued in the 1970s, during which UC compiled a 170-85 record (.667). Cincinnati inaugurated the Metro Conference by winning the league's first two tournament championships and made four post-season appearances. Jim Ard (1970), Lloyd Batts (1973), Steve Collier (1976), Gary Yoder (1977), Bob Miller (1978) and Pat Cummings (1979) earned All-America recognition.


Bob Huggins, who was named head coach in 1989, rekindled those national championship expectations in only his third season at the helm when he directed UC to the 1992 Final Four. The Bearcats advanced to the Elite Eight of the NCAA Tournament three times and reached the Sweet 16 four times under his direction.

Cincinnati won its conference season and/or tournament title 12 times during the Huggins era. UC


## OTHER FINAL FOUR TEAMS




1959 Third Place: Front Row (L-R): Bill Whitaker, Dave Tenwick, Mike Mendenhall, Oscar Robertson, Rod Nall, Dick Cetrone. Back Row (L-R): Larry Willey, John Bryant, Ron Dykes, Ralph Davis, Carl Bouldin, Bob Wiesenhahn, Mel Landfried.



1960 Third Place: Front Row (L-R): Sandy Pomerantz, Jim Calhoun, John Bryant, Oscar Robertson, Ralph Davis, Tom Sizer, Carl Bouldin, Fred Dierking. Back Row (L-R): Assistant coaches Ed Jucker and Tay Baker, Larry Willey, Mel Landfried, Ron Ries, Paul Hogue, Bob Wiesenhahn, trainer Joe Keefe, head coach George Smith.



1963 Second Place: Front Row (L-R): Larry Shingleton, Larry Elsasser, Tony Yates, Tom Thacker, Fritz Meyer, Ken Cunningham. Back Row (L-R): Assistant coach Tay Baker, Bill Abernathy, Dale Heidotting, Ron Krick, George Wilson, Gene Smith, Ron Bonham, head coach Ed Jucker.



1992 National Semifinalist: Front Row (L-R): Erik Martin, B.J. Ward, Allen Jackson, Jeff Scott, Mike Reicheneker, head coach Bob Huggins, Herb Jones, Anthony Buford, Curtis Bostic, Nick Van Exel, Tarrance Gibson. Back Row (L-R): Trainer Tom Lemley, managers Dave Luther and Mike Krispli, assistant coaches Steve Moeller and Larry Harrison, Shane Komives, John Jacobs, Corie Blount, Terry Nelson, assistant coaches John Loyer and Chuck Machock, managers Jeff Horner and Aaron Savage.

# CINCINNATI BASKETBALL HISTORY

claimed eight league tournament titles and 10 regular-season crowns during the span, including seven Top 10 finishes in the final polls. During this time, Cincinnati ranked among the nation's winningest programs both in terms of winning percentage and victories.

Seventeen Bearcats garnered first-team all-conference honors during this era with three of those, Danny Fortson (1996, '97), Kenyon Martin (2000) and Steve Logan (2001, '02), picking up a total of four C-USA Most Outstanding Player Awards.

Fortson (1996, 1997), Nick Van Exel (1993), Ruben Patterson (1998), Bobby Brannen (1998), Melvin Levett (1999), Logan (2001, '02), Martin (1999, 2000) and Pete Mickeal (2000) joined Cincinnati's list of All-Americans. Fortson was a consensus first-team All-American in 1996-97 after receiving second-team recognition in 1995-96. Martin was college basketball's top player of the 1999-2000 season, making a clean sweep of the national Player of the Year awards. Logan was a consensus All-American in 2001-02 and a finalist for every national Player of the Year award.

Mick Cronin became the 26th head coach in school history prior to the 2007 campaign and reestablished the Bearcats as a national contender. In his 13 seasons leading his alma mater, Cronin guided the Bearcats to the NCAA Tournament nine consecutive years before leaving to coach UCLA following the 2018-19 campaign.

Over the past nine years, Cincinnati has won 80 percent of its games, 93 percent of its home games, gained inclusion in the AP poll 71 weeks and finished ranked in the nation's Top 25 for scoring defense in seven of the past eight seasons.

As a senior, All-American Sean Kilpatrick (2014) joined Oscar Robertson as the only two players in school history to score 2,000 career points.

Gary Clark (2018) earned AP Honorable Mention All-America accolades and several conference awards, including the AAC Player of the Year and Defensive Player of the Year, in leading the Bearcats to a 31-5 overall and 16-2 league mark in 2017-18. UC was ranked in the AP Poll every week of the season, climbing as high as fifth.

Jarron Cumberland (2019) also earned AP Honorable Mention All-America honors and grabbed AAC Player of the Year accolades as a junior while helping the Bearcats to 88 wins during his first three years at Cincinnati.


It marked the first time a Bearcat had won conference player of the year accolades in back-to-back seasons since Steve Logan in 2001 and 2002 (Conference USA).

In 2019-20, John Brannen became the first UC head coach to win a conference regular-season championship in his first season leading the program since Tay Baker in 1966. The Bearcats claimed the top seed in the AAC Tournament prior to the event's cancellation due to the coronavirus (COVID-19) pandemic. UC advanced to the AAC Tournament championship game for the fourth consecutive time in 2020-21.



## RETIRED NUMBERS

### NO. 12 - OSCAR ROBERTSON



**Oscar Robertson**  
(1958-60)

One of the best to ever play the game at any level, Oscar Robertson, "the Big O," established himself not only as the finest player in UC history but one of the finest in college basketball and the NBA.

Robertson finished his career as college basketball's all-time scoring leader, amassing 2,973 points in 88 games. His 33.8-point scoring average remains the third-best in NCAA history.

The owner of numerous school records, Robertson was a three-time first team consensus All-American, three-time national player of the year and three-time All-Missouri

Valley Conference selection.

Robertson guided Cincinnati to two Final Four appearances (1959, 1960) in three varsity seasons, leading the Bearcats to a 79-9 record during his career.

Robertson helped the United States win a gold medal at the 1960 Olympics and was the first pick in the 1960 NBA Draft by the Cincinnati Royals.

Robertson played 14 seasons in the NBA with Cincinnati and Milwaukee, earning all-league honors in all but two seasons. A 12-time NBA All-Star selection, he helped lead Milwaukee to the 1971 NBA championship. He also ranks as one of only two players, along with Russell Westbrook, to average a triple-double (points, rebounds, assists) for an entire NBA season.

A native of Indianapolis, Robertson was named to the Naismith Memorial Basketball Hall of Fame in 1979, tabbed to the NBA Hall of Fame in 1980, selected to the NBA's 50th Anniversary Team in 1997 and recognized with the NBA's Lifetime Achievement Award in 2018.

Robertson's jersey No. 12 was retired at the completion of his senior season, the first retired number in UC history.

### NO. 27 - JACK TWYMAN



**Jack Twyman**  
(1952-55)

Cincinnati's first All-American, Jack Twyman helped set the stage for the Bearcats' winning tradition while developing into a highly decorated professional player.

Twyman led Cincinnati in scoring and rebounding in each of his final three seasons, averaging 24.6 points and 16.5 rebounds as a senior.

Twyman was named a second team All-American in 1955 by NEA, International News Service and Tempo, and an honorable mention

from Converse. Twyman finished his UC career as the program's leading scorer (1,598) and rebounder (1,242), totals that today rank 10th and second, respectively. His senior season scoring average (24.6 points) ranks second behind Oscar Robertson in school history.


Taken by the Rochester Royals in the 1955 draft, Twyman played 11 seasons in the NBA, earning all-star selection six times. He led the league in scoring in 1959-60, averaging 31.2 points.

Forever linked to Maurice Stokes, Twyman came to the aid of his Royals teammate who was stricken by a stroke in the last game of the 1958 season. Twyman became Stokes' legal guardian and helped raise money to defray medical expenses. The relationship was the subject of the 1973 movie, "Maurie."

Twyman, who was cut from his high school basketball team for three straight years before his senior season, was a charter member of the UC Athletics Hall of Fame and was inducted into the Naismith Memorial Hall of Fame in 1983.

Twyman's jersey No. 27 was retired by UC in 1993. Twyman died in May 2012.

### NO. 4 - KENYON MARTIN



**Kenyon Martin**  
(1997-2000)

Few players made the progress that Kenyon Martin experienced during his career at Cincinnati, developing into a devastating defender, polished scorer, and eventual NBA veteran.

The all-time blocked shots leader at Cincinnati (292), Martin earned National Player of the Year accolades, consensus All-America status and Conference USA Player of the Year honors during his senior season (1999-2000) when he averaged 18.9 points, 9.7 rebounds and 3.5 blocks.

Martin was named Conference USA Defensive Player of the Year three times and ranks as the only player in school history to recorded 10 or more blocks twice.

As a sophomore, Martin registered Cincinnati's first triple double in 31 seasons, posting 24 points, 23 rebounds and 10 blocks against DePaul. He added another triple double during his senior campaign to join Oscar Robertson as the only players in school history to accomplish the feat multiple times.

During his UC career, Martin helped the Bearcats win four Conference USA Championships and make four NCAA Tournament appearances with one showing in the Elite Eight.


Martin was selected as the No. 1 pick of the 2000 NBA Draft by New Jersey Nets en route to logging a 15-year NBA career. An NBA All-Star in 2004, Martin played in the NBA Finals twice (2002, 2003) with the Nets.

Martin's jersey No. 4 was retired by UC in 2000. He was inducted in the University of Cincinnati James P. Kelly Sr. Hall of Fame in 2013.


# ALL-AMERICANS

## CINCINNATI'S ALL-AMERICAN ROSTER

NAME	YEAR — AWARD(S)
Jim Ard	1970 — H.M. AP, UPI
Lloyd Batts	1973 — 3rd team Basketball Weekly; 1974 — H.M. AP, The Sporting News
Ron Bonham	1963 — 1st team consensus (AP, UPI, Basketball Writers, Helms Foundation, Converse, Coaches Assoc.); 3rd team NEA; Player of the Year— Columbus TD Club. 1964 — 2nd team AP, UPI, Converse, 3rd team Coaches Assoc
Bobby Brannen	1998 — H.M. Basketball Weekly
Steve Collier	1976 — H.M. Street & Smith
Gary Clark	2018 — H.M. Associated Press
Jarron Cumberland	2019 — H.M. Associated Press
Pat Cummings	1979 — Citizens Savings
Dick Dallmer	1948 — H.M. AP; 1949 — H.M. AP; 1950 — 3rd team AP
Ralph Davis	1960 — 2nd team Converse
Connie Dierking	1958 — 2nd team NEA
Danny Fortson	1995 — Freshman Basketball Weekly; 1996 — 1st team Basketball Weekly, College Sports; 2nd team AP, Basketball America, Basketball Times, UPI, U.S. Basketball Writers, John Wooden; 1997 — 1st team consensus (Associated Press, Basketball Times, Basketball Weekly, College Hoops Insider, NABC, Naismith, John Wooden, UPI, U.S. Basketball Writers)
Paul Hogue	1961 — 2nd team Converse; 1962 — 1st team Basketball Writers, Helms Foundation, 2nd team NEA, Coaches Assoc.; 3rd team AP, UPI; Player of the Year— Helms Foundation
DerMarr Johnson	2000 — Freshman all-America, The Sporting News
Herb Jones	1992 — H.M. AP
Melvin Levett	1999 — H.M. AP
Steve Logan	2001 — H.M. AP; 2002 — 1st team consensus (AP, USA Today/ ESPN, Basketball News, Basketball Times, NABC, Naismith, The Sporting News, U.S. Basketball Writers Assoc., John Wooden)
Kenyon Martin	1999 — H.M. AP 2000 — 1st team consensus (AP, USA Today/ESPN, Basketball News, Basketball Times, NABC, The Sporting News, U.S. Basketball Writers Assoc., John Wooden); Player of the Year (AP, U.S. Basketball Writers Assoc., Wooden Award, National Assoc. of Basketball Coaches, Naismith Award)
Pete Mickeal	2000 — 3rd team, AP
Robert Miller	1978 — H.M. AP
Ruben Patterson	1998 — H.M. AP
Oscar Robertson	1958 — 1st team consensus (AP, UPI, Basketball Writers, The Sporting News, NEA, Helms Foundation; Player of the Year— UPI, The Sporting News; 1959 — 1st team consensus; Player of the Year— AP, UPI, The Sporting News, Basketball Writers, Helms Foundation; 1960 — 1st team consensus; Player of the Year— AP, UPI, The Sporting News, Basketball Writers, Helms Foundation, Columbus TD Club
Mike Rolf	1967 — Academic All-American, CoSIDA
Sean Kilpatrick	2014 — 1st team AP, Sporting News, USA Today, Basketball Times, Sports Illustrated; 2nd team U.S. Basketball Writers Assoc., National Assoc. of Basketball Coaches
Tom Thacker	1963 — 1st team consensus (UPI, Basketball Writers, The Sporting News, NEA, Helms Foundation); 2nd team AP
Jack Twyman	1955 — 2nd team NEA, Intl. News Service, Tempo; H.M. Converse
Nick Van Exel	1993 — 3rd team AP, Basketball Times, Basketball Weekly, H.M. Scripps Howard
Bob Wiesenhahn	1961 — 1st team Helms Foundation, Converse
George Wilson	1963 — 2nd team The Sporting News, Converse
Dontonio Wingfield	1994 — Freshman, Basketball Weekly
Tony Yates	1962 — 2nd team Helms Foundation; H.M. UPI; 1963 — 1st team Helms Foundation; 3rd team AP, NABC; H.M. The Sporting News, UPI
Gary Yoder	1977 — H.M. Citizens Savings Foundation



Jim Ard



Lloyd Batts



Ron Bonham



Bobby Brannen



Steve Collier



Gary Clark



Jarron Cumberland



Pat Cummings



Dick Dallmer



Ralph Davis



Connie Dierking



Danny Fortson



Paul Hogue



DeMarr Johnson



Herb Jones



Sean Kilpatrick



Melvin Levett



Steve Logan



Kenyon Martin



Pete Mickeal



Robert Miller



Ruben Patterson



Oscar Robertson



Mike Rolf



Tom Thacker



Jack Twyman



Nick Van Exel




Bob Wiesenhahn



George Wilson



Dontonio Wingfield



Tony Yates



Gary Yoder

## ALL-CONFERENCE SELECTIONS

### AMERICAN

First Team	
2014	Sean Kilpatrick*
2016	Troy Caupain*
2018	Gary Clark*
	Jacob Evans III
2019	Jarron Cumberland*
2020	Jarron Cumberland
	Trevon Scott
2023	Landers Nolley II

Second Team	
2014	Justin Jackson
2015	Octavius Ellis
2016	Gary Clark
2017	Troy Caupain
	Kyle Washington
2021	Keith Williams

Honorable Mention	
2015	Troy Caupain
2018	Kyle Washington
2022	David DeJulius
2023	David DeJulius

Player of the Year	
2018	Gary Clark
2019	Jarron Cumberland

Coach of the Year	
2014	Mick Cronin

Def. Player of the Year	
2014	Justin Jackson
2016	Gary Clark
2018	Gary Clark
2020	Trevon Scott

Sixth Man of the Year	
2017	Jaron Cumberland

Most Improved Player	
2020	Trevon Scott

Sportsmanship Award	
2014	Sean Kilpatrick
2017	Troy Caupain
2018	Gary Clark
2020	Trevon Scott

All-Rookie Team	
2015	Gary Clark
2017	Jarron Cumberland

All-Tournament Team	
2017	Jacob Evans III
	Gary Clark
2018	Kyle Washington
2019	Trevon Scott
* - unanimous selection	

BIG EAST	
First Team	
2006	Eric Hicks
2008	Deonta Vaughn

Second Team	
2012	Sean Kilpatrick
2013	Sean Kilpatrick

Third Team	
2009	Deonta Vaughn

Honorable Mention	
2006	James White

All-Rookie Team	
2006	Devan Downey
2007	Deonta Vaughn
2009	Yancy Gates
2010	Lance Stephenson
2011	Sean Kilpatrick

Rookie of the Year	
2010	Lance Stephenson

All-Tournament Team	
2012	Yancy Gates
2012	Cashmere Wright

CONFERENCE USA	
First Team	
1996	Danny Fortson
1997	Danny Fortson
1998	Bobby Brannen
1999	Kenyon Martin
	Pete Miceal
2000	Kenyon Martin

	Pete Miceal
2001	Steve Logan
2002	Steve Logan

Second Team	
1998	Melvin Levett
	Kenyon Martin
	Ruben Patterson
1999	Melvin Levett
2003	Leonard Stokes
2004	Jason Maxiell
2005	Jason Maxiell

Third Team	
1997	Darnell Burton
	Damon Flint
2000	DerMarr Johnson
2001	Kenny Satterfield
2002	Leonard Stokes
2004	Tony Bobbitt
2005	Eric Hicks

Honorable Mention	
1996	Darnell Burton
	Damon Flint

All-Freshman Team	
1999	Steve Logan
2000	DerMarr Johnson
	Kenny Satterfield
2002	Jason Maxiell

Player of the Year	
1996	Dann Fortson
1997	Danny Fortson
2000	Kenyon Martin
2001	Steve Logan
2002	Steve Logan

Freshman of the Year	
2000	DerMarr Johnson

Def. Player of the Year	
1998	Kenyon Martin
1999	Kenyon Martin
2002	Immanuel McElroy

Sixth Man of the Year	
1996	Darnell Burton

1997	Darnell Burton
2002	Jason Maxiell
2004	Tony Bobbitt

Coach of the Year	
1998	Bob Huggins
1999	Bob Huggins
2000	Bob Huggins

GREAT MIDWEST	
First Team	
1992	Herb Jones
1993	Nick Van Exel
1995	Lazelle Durden
	Danny Fortson

Second Team	
1992	Anthony Buford
1993	Erik Martin
1994	Dontonio Wingfield

Newcomer Team	
1995	Danny Fortson
	Art Long
	Darnell Burton
	Damon Flint

Newcomer of the Year	
1994	Dontonio Wingfield

Coach of the Year	
1992	Bob Huggins
1993	Bob Huggins

METRO	
First Team	
1977	Robert Miller
	Gary Yoder
1978	Pat Cummings
1979	Pat Cummings
1981	David Kennedy
1982	Dwight Jones
1983	Dwight Jones
1986	Roger McClendon
1987	Roger McClendon
1988	Cedric Glover
1989	Cedric Glover
1990	Louis Banks

1991	Louis Banks
Second Team	
1978	Robert Miller
1979	Eddie Lee
1980	Eddie Lee
1985	Derrick McMillan
1990	Andre Tate
1991	Herb Jones

Honorable Mention	
1977	Steve Collier
	Mike Jones
	Brian Williams
1978	Steve Collier
1979	Bobby Austin
1980	Bobby Austin
1981	Bobby Austin
	Dwight Jones
1982	Bobby Austin
1984	Mark Dorris

Freshman Team	
1977	Eddie Lee
1978	Lionel Harvey
1980	Dwight Jones
1982	Mike Williams
1985	Roger McClendon

Player of the Year	
1977	Gary Yoder
1979	Pat Cummings

MISSOURI VALLEY	
All-Conference	
1970	Jim Ard
	Don Ogletree
1969	Jim Ard
1968	Rick Roberson
	Jim Ard
1967	Rick Roberson
1966	Don Rolfes
	Roland West
1964	George Wilson
	Ron Bonham
1963	Ron Bonham
	Tom Thacker
	George Wilson

	Tony Yates
1962	Paul Hogue
	Ron Bonham
	Tom Thacker
1961	Paul Hogue
	Tom Thacker
	Bob Wiesenhahn
1960	Oscar Robertson
	Paul Hogue
	Ralph Davis
1959	Oscar Robertson
	Ralph Davis
1958	Oscar Robertson
	Connie Dierking

Coach of the Year	
1958	George Smith
1959	George Smith
1961	Ed Jucker
1963	Ed Jucker
1966	Tay Baker

MID-AMERICAN	
All-Conference	
1952	Jim Holstein
1951	Jim Holstein
	Joe Luchi
1950	Dick Dallmer
	Jim Holstein
1949	Ralph Richter
	Al Rubenstein
1947	Al Rubenstein
	Bill Westerfeld

## CINCINNATI COACHING RECORDS



John Wiethé



George Smith



Ed Jucker



Tay Baker



John Wiethé



Bob Huggins



Mick Cronin




Wes Miller


COACH	YRS.	SEASONS	WON	LOST	PCT
Henry S. Pratt	1	1901-02	5	4	.555
Anthony W. Chez	2	1902-04	12	10	.545
Amos Foster	5	1904-09	30	10	.750
C.A. Schroetter	1	1909-10	3	2	.600
Russ Easton	4	1910-14	11	30	.268
George Little	2	1914-16	4	17	.190
Ion Cortright	1	1916-17	3	8	.273
Whitelaw Morrison	1	1917-18	2	6	.250
Boyd Chambers	10	1918-28	106	81	.567
Frank Rice	4	1928-32	33	34	.493
John Halliday	1	1932-33	9	9	.500
Tay Brown	4	1933-37	47	27	.635
Walter Van Winkle	2	1937-39	18	16	.529
Clark Ballard	3	1939-42	24	31	.436

COACH	YRS.	SEASONS	WON	LOST	PCT
Bob Ruess	2	1942-43/43-44)	15	15	.500
Ray Farnham	2	1944-45/45-46)	16	22	.421
John Wiethé	6	1946-52	106	47	.693
George Smith	8	1952-60	154	56	.733
Ed Jucker	5	1960-65	113	28	.801
Tay Baker	7	1965-72	125	60	.676
Gale Catlett	6	1972-78	126	44	.741
Ed Badger	5	1978-83	68	71	.489
Tony Yates	6	1983-89	70	100	.412
Bob Huggins	16	1989-05	399	127	.759
Andy Kennedy	1	2005-06	21	13	.618
Mick Cronin	13	2006-19	296	147	.668
John Brannen	2	2019-21	32	21	.604
Wes Miller	2	2021-present	41	28	.594


**BEARCATS IN THE NBA**




Cincinnati legend Oscar Robertson received the NBA's Lifetime Achievement Award in June 2018. Widely recognized as one of the best all-around players in the game, Robertson owns the NBA record for career triple-doubles (181) and averaged a triple double for the 1962 season. A 12-time NBA All-Star, Robertson was noted one of the league's 50 greatest players. He also was co-captain of the 1960 U.S. team that won an Olympic gold medal. Robertson, who played in the league for 14 seasons, also was president of the National Basketball Players Association from 1965-74, and the settlement of his anti-trust lawsuit against the NBA — known as the Oscar Robertson Rule — ushered in free agency in the league.




Jim Ard



Lloyd Batts




Corie Blount



Tony Bobbitt




Ron Bonham




Troy Caupain



Gary Clark




Pat Cummings




Ralph Davis




Derrek Dickey



Connie Dierking




Jacob Evans III




Danny Fortson




Paul Hogue




Jim Holstein



DerMarr Johnson



Sean Kilpatrick



Kenyon Martin

<b>Jim Ard UC 1968-70</b>	New York 1984-88
New York (ABA) 1970-73	Miami 1988-90
Memphis (ABA) 1973-74	Utah 1990-91
Boston 1974-77	<b>Ralph Davis UC 1958-60</b>
Boston/Chicago 1977-78	Cincinnati 1960-61
<b>Lloyd Batts UC 1972-74</b>	Chicago 1961-62
Virginia (ABA) 1974-75	<b>Derrek Dickey UC 1971-73</b>
<b>Corie Blount UC 1992-93</b>	Golden State 1973-77
Chicago 1993-95	GS/Chicago 1977-78
L. A. Lakers 1995-98	<b>Connie Dierking UC 1956-58</b>
Cleveland 1998-99	Syracuse 1958-60
Phoenix 1999-01	Philadelphia 1963-64
Pho./Tor/G.S. 2000-01	Phil./San Fran 1964-65
Philadelphia 2001-02	Cincinnati 1965-70
Chicago 2002-03	Cin./Phil 1970-71
Chi/Tor 2003-04	<b>Jacob Evans III UC 2016-18</b>
<b>Tony Bobbitt UC 2003-05</b>	Golden State 2018-2019
L.A. Lakers 2004-05	G.S./Minn. 2019-20
<b>Ron Bonham UC 1962-64</b>	<b>Danny Fortson UC 1995-97</b>
Boston 1964-66	Denver 1997-99
Indiana (ABA) 1967-68	Boston 1999-00
<b>Troy Caupain UC 2014-17</b>	Golden State 2000-03
Orlando 2018-19	Dallas 2003-04
<b>Gary Clark UC 2015-18</b>	Seattle 2004-07
Houston 2018-2019	<b>Paul Hogue UC 1960-62</b>
Hou./Orl 2019-20	New York 1962-63
Orlando 2020-21	N.Y./Baltimore 1963-64
<b>Pat Cummings UC 1975-79</b>	<b>Jim Holstein UC 1950-52</b>
Milwaukee 1979-82	Minneapolis 1952-55
Dallas 1982-84	Ft. Wayne 1955-56

<b>DerMarr Johnson UC 2000</b>	Portland 2001-05
Atlanta 2001-02	Por./Tor./Den 2005-06
New York 2003-04	Milwaukee 2006-07
Denver 2004-07	L. A. Clippers 2007-08
San Antonio 2007-08	<b>Rick Roberson UC 1967-69</b>
<b>Sean Kilpatrick UC 2011-14</b>	Los Angeles 1969-71
Minnesota 2014-15	Cleveland 1971-73
Den./Brooklyn 2015-16	Portland 1973-74
Brooklyn 2016-17	New Orleans 1974-75
Brk./Mil./LAC./Chi 2017-18	Kansas City 1975-76
<b>Art Long UC 1995-96</b>	<b>Oscar Robertson UC 1958-60</b>
Sacramento 2000-01	Cincinnati 1960-70
Seattle 2001-02	Milwaukee 1970-74
Tor./Phil. 2002-03	<b>Kenny Satterfield UC 2000-01</b>
<b>Kenyon Martin UC 1997-00</b>	Denver 2001-02
New Jersey 2001-04	Den./Tor./Phil 2002-03
Denver 2004-11	<b>Lance Stephenson 2009-10</b>
L. A. Clippers 2011-12	Indiana 2011-14
New York 2012-14	Charlotte 2014-15
Milwaukee 2014-15	LAC./Mem 2015-16
<b>Jason Maxiell UC 2002-05</b>	Toronto 2016-17
Detroit 2005-13	NO./Min./Ind. 2016-17
Orlando 2013-14	Indiana 2017-18
Charlotte 2014-15	L.A. Lakers 2018-19
<b>Robert Miller UC 1975-78</b>	Atlanta/Indiana 2021-22
San Antonio 1983-84	<b>Wayne Stevens UC 1955-58</b>
<b>Ruben Patterson UC 1997-98</b>	Cincinnati 1959-60
L. A. Lakers 1998-99	<b>Tom Thacker UC 1961-63</b>
Seattle 1999-01	Cincinnati 1963-66
	Boston 1967-68

	Indiana 1968-71
	<b>Jack Twyman UC 1952-55</b>
	Rochester 1955-57
	Cincinnati 1957-66
	<b>Nick Van Exel UC 1992-93</b>
	L. A. Lakers 1993-98
	Denver 1998-01
	Den./Tor./Dallas 2001-02
	Dallas 2002-03
	Golden State 2003-04
	Portland 2004-05
	San Antonio 2005-06
	<b>Roland West UC 1964-67</b>
	Balt. Bullets 1967-68
	<b>Bob Wiesenhahn UC 1959-61</b>
	Cincinnati 1961-62
	<b>James White UC 2004-06</b>
	San Antonio 2006-07
	Houston 2008-09
	New York 2012-13
	<b>George Wilson UC 1962-64</b>
	Cincinnati 1964-66
	Cin./Chicago 1966-67
	Seattle 1967-68
	Phoenix/Phila. 1968-69
	Philadelphia 1969-70
	Buffalo 1970-71
	<b>Dontonio Wingfield UC 1994</b>
	Seattle 1994-95
	Portland 1995-98

**BEARCATS IN THE NBA**


**CINCINNATI'S NBA DRAFT HISTORY**

YEAR PLAYER	RD	TEAM	DRAFT NO.
1950 Dick Dallmer	n/a	Philadelphia Warriors	n/a
Jack Laub	n/a	Baltimore Bullets	n/a
1951 Joe Luchi	n/a	New York Knicks	n/a
1952 Jim Holstein	n/a	Minneapolis Lakers	n/a
1955 Jack Twyman	n/a	Rochester Royals	n/a
1956 Dave Plunkett	n/a	St. Louis Hawks	n/a
Phil Wheeler	n/a	Philadelphia Warriors	n/a
1957 Frank Nimmo	5th	Syracuse Nationals	39
1958 Connie Dierking	1st	Syracuse Nationals	6
Wayne Stevens	7th	Cincinnati Royals	49
1959 Mike Mendenhall	3rd	Cincinnati Royals	15
1960 Oscar Robertson	1st	Cincinnati Royals	1
Ralph Davis	3rd	Cincinnati Royals	17
Larry Willey	19th	Cincinnati Royals	94
1961 Bob Wiesenhahn	2nd	Cincinnati Royals	11
Carl Bouldin	14th	Cincinnati Royals	106
1962 Paul Hogue	1st	New York Knicks	2
1963 Tom Thacker	**	Cincinnati Royals	
Tony Yates	5th	St. Louis Hawks	41
1964 Ron Bonham	2nd	Boston Celtics	16
George Wilson	**	Cincinnati Royals	
1965 Ron Krick	9th	Cincinnati Royals	71
1966 Roland West	8th	Baltimore Bullets	73
Ron Krick	8th	Cincinnati Royals	74
1967 Ken Callaway	11th	Cincinnati Royals	118
Roland West	20th	Baltimore Bullets	162
1968 John Howard	17th	Cincinnati Royals	201
1969 Rick Roberson	1st	Los Angeles Lakers	15
Gordon Smith	9th	Boston Celtics	122
1970 Jim Ard	1st	Seattle SuperSonics	6
Don Ogletree	12th	Detroit Pistons	185
1973 Derrek Dickey	2nd	Golden State Warriors	29
Lionel Harris	15th	Philadelphia 76ers	194
1974 Lloyd Batts	4th	K.C.-Omaha Kings	60
1975 Mike Franklin	7th	Buffalo Braves	124
1977 Gary Yoder	3rd	Milwaukee Bucks	47
1978 Pat Cummings	3rd	Milwaukee Bucks	59
Robert Miller	4th	Phoenix Suns	85
1980 Eddie Lee	3rd	Denver Nuggets	48
1981 David Kennedy	8th	Dallas Mavericks	162
1982 Bobby Austin	7th	Milwaukee Bucks	158
1983 Dwight Jones	4th	Cleveland Cavaliers	73
1993 Corie Blount	1st	Chicago Bulls	25
Nick Van Exel	2nd	Los Angeles Lakers	37
1994 Dontonio Wingfield	2nd	Seattle SuperSonics	37
1997 Danny Fortson	1st	Milwaukee Bucks	10
1998 Ruben Patterson	2nd	Los Angeles Lakers	31
1999 Melvin Levett	2nd	Detroit Pistons	54
2000 Kenyon Martin	1st	New Jersey Nets	1
DerMarr Johnson	1st	Atlanta Hawks	6
Pete Mickeal	2nd	Dallas Mavericks	58
2001 Kenny Satterfield	2nd	Dallas Mavericks	54
2002 Steve Logan	2nd	Golden State Warriors	30
2005 Jason Maxiell	1st	Detroit Pistons	26
2006 James White	2nd	Portland Trail Blazers	31
2010 Lance Stephenson	2nd	Indiana Pacers	40
2018 Jacob Evans III	1st	Golden State Warriors	28


\*\* Territorial Choices




Jacob Evans III was taken by the Golden State Warriors as the 28th pick in the first round of the 2018 NBA draft. He became the 57th player in Cincinnati history chosen in the draft and the first since Lance Stephenson was selected by the Indiana Pacers as the 40th pick in the second round of the 2010 draft. Evans was the first Bearcat drafted in the opening round since Jason Maxiell was chosen by the Detroit Pistons as the 26th pick overall in the 2005 draft.



Jason Maxiell




Robert Miller



Ruben Patterson




Rick Roberson




Oscar Robertson




Kenny Satterfield




Lance Stephenson




Wayne Stevens




Tom Thacker




Jack Twyman




Nick Van Exel




Roland West




James White



George Wilson



Dontonio Wingfield



Bob Wiesenhahn









### 1,000-POINT SCORERS



Jeremiah Davenport

#### 49. JEREMIAH DAVENPORT (2019-23) -- 1,060


	GP	FG	FGA	PCT	3FG	3FGA	FT	FTA	PCT	PTS	AVG
2019-20	18	10	30	.333	2	14	13	17	.765	35	1.9
2020-21	23	96	210	.457	48	127	30	39	.769	270	11.7
2021-22	32	144	366	.393	83	231	58	76	.763	429	13.4
2022-23	36	105	299	.351	72	218	44	53	.830	326	9.1
<b>Totals</b>	<b>109</b>	<b>355</b>	<b>905</b>	<b>.392</b>	<b>205</b>	<b>590</b>	<b>145</b>	<b>185</b>	<b>.784</b>	<b>1060</b>	<b>9.7</b>



Don Ogletree

#### 50. DON OGLETREE (1967-70) -- 1,059

	GP	FG	FGA	PCT	3FG	3FGA	FT	FTA	PCT	PTS	AVG
1967-68	26	120	263	.456	-	-	79	114	.693	319	12.3
1968-69	26	149	318	.469	-	-	82	120	.683	380	14.6
1969-70	26	145	292	.497	-	-	70	95	.737	360	13.8
<b>Totals</b>	<b>78</b>	<b>414</b>	<b>873</b>	<b>.474</b>	<b>-</b>	<b>-</b>	<b>231</b>	<b>329</b>	<b>.702</b>	<b>1059</b>	<b>13.6</b>



Mike Jones

#### 51. MIKE JONES (1974-78) -- 1,058

	GP	FG	FGA	PCT	3FG	3FGA	FT	FTA	PCT	PTS	AVG
1974-75	29	124	233	.532	-	-	30	40	.750	278	9.6
1975-76	28	104	219	.475	-	-	46	63	.730	254	9.1
1976-77	30	160	329	.486	-	-	46	58	.793	366	12.2
1977-78	27	71	191	.372	-	-	18	21	.857	160	5.9
<b>Totals</b>	<b>114</b>	<b>459</b>	<b>972</b>	<b>.472</b>	<b>-</b>	<b>-</b>	<b>140</b>	<b>182</b>	<b>.769</b>	<b>1058</b>	<b>9.3</b>



Phil Wheeler

#### 52. PHIL WHEELER (1954-56) -- 1,055

	GP	FG	FGA	PCT	3FG	3FGA	FT	FTA	PCT	PTS	AVG
1953-54	21	69	164	.421	-	-	43	75	.573	181	8.6
1954-55	27	126	291	.433	-	-	105	182	.577	357	13.2
1955-56	24	180	390	.462	-	-	157	224	.701	517	21.5
<b>Totals</b>	<b>72</b>	<b>375</b>	<b>845</b>	<b>.444</b>	<b>-</b>	<b>-</b>	<b>305</b>	<b>481</b>	<b>.634</b>	<b>1055</b>	<b>14.7</b>



Ralph Richter

#### 53. RALPH RICHTER (1946-50) -- 1,053

	GP	FG	FGA	PCT	3FG	3FGA	FT	FTA	PCT	PTS	AVG
1946-47	9	34	-	-	-	-	26	-	-	94	10.4
1947-48	24	122	294	.415	-	-	81	118	.687	325	13.5
1948-49	28	163	447	.365	-	-	134	195	.687	460	16.4
1949-50	20	63	210	.300	-	-	48	85	.565	174	8.7
<b>Totals</b>	<b>81</b>	<b>382</b>	<b>-</b>	<b>-</b>	<b>-</b>	<b>-</b>	<b>289</b>	<b>-</b>	<b>-</b>	<b>1053</b>	<b>13.0</b>



Field Williams

#### 54. FIELD WILLIAMS (2000-04) -- 1,030


	GP	FG	FGA	PCT	3FG	3FGA	FT	FTA	PCT	PTS	AVG
2000-01	32	33	76	.434	28	64	4	5	.800	98	3.1
2001-02	33	72	169	.426	59	137	13	15	.867	216	6.5
2002-03	29	106	312	.340	85	247	39	43	.907	336	11.6
2003-04	32	130	299	.435	90	206	30	36	.833	380	11.9
<b>Totals</b>	<b>126</b>	<b>341</b>	<b>856</b>	<b>.398</b>	<b>262</b>	<b>654</b>	<b>86</b>	<b>99</b>	<b>.869</b>	<b>1030</b>	<b>8.2</b>



John Howard

#### 55. JOHN HOWARD (1965-68) -- 1,013

	GP	FG	FGA	PCT	3FG	3FGA	FT	FTA	PCT	PTS	AVG
1965-66	28	127	265	.479	-	-	61	101	.604	315	11.3
1966-67	25	133	300	.443	-	-	60	95	.632	326	13.0
1967-68	26	149	332	.449	-	-	74	110	.673	372	14.3
<b>Totals</b>	<b>79</b>	<b>409</b>	<b>897</b>	<b>.456</b>	<b>-</b>	<b>-</b>	<b>195</b>	<b>306</b>	<b>.637</b>	<b>1013</b>	<b>12.8</b>



David Kennedy

#### 56. DAVID KENNEDY (1977-81) -- 1,002

	GP	FG	FGA	PCT	3FG	3FGA	FT	FTA	PCT	PTS	AVG
1977-78	14	10	23	.435	-	-	13	21	.619	33	2.4
1978-79	27	94	191	.492	-	-	64	110	.582	252	9.3
1979-80	28	117	251	.466	-	-	60	83	.723	294	10.5
1980-81	29	157	294	.534	-	-	109	140	.779	423	14.6
<b>Totals</b>	<b>98</b>	<b>378</b>	<b>759</b>	<b>.498</b>	<b>-</b>	<b>-</b>	<b>246</b>	<b>354</b>	<b>.695</b>	<b>1002</b>	<b>10.2</b>

### CAREER REBOUNDING LEADERS

RK.	PLAYER	SEASONS	G	REB	AVG
1.	Oscar Robertson	(3) 1957-60	88	1,338	15.2
2.	Jack Twyman	(4) 1951-55	90	1,242	13.8
3.	Gary Clark	(4) 2014-18	139	1,132	8.1
4.	Paul Hogue	(3) 1959-62	91	1,088	12.0
5.	Robert Miller	(4) 1974-79	116	1,060	9.1
6.	Dwight Jones	(4) 1979-82	112	983	8.8
7.	Rick Roberson	(3) 1966-69	76	945	12.4
8.	Jim Ard	(3) 1967-60	76	941	12.4
9.	Connie Dierking	(3) 1955-58	69	929	13.5
10.	Yancy Gates	(4) 2007-12	132	916	6.9
11.	Jason Maxiell	(4) 2001-05	129	908	7.0
12.	George Wilson	(3) 1961-64	85	888	10.4
	Eric Hicks	(4) 2002-06	123	888	7.2
14.	Danny Fortson	(3) 1994-97	100	873	8.7
15.	Kenyon Martin	(4) 1996-00	116	869	7.5

## ALL-TIME LETTERMEN

A	
Abernethy, Bill	1962-63-64
Ackerson, D. Hayward	1906
Adams, Edward	1905
Adams-Woods, Mika	2020-21-22-23
Ado, Abdul	2022
Agger, Emmet	1924
Ajzner, Jack	1968-70
Alexander, Edward	1902-03-04
Allen, Ethan	1925-26
Allen, Ronald	2006
Allin, J. Bradford	1928-29
Algaier, Edward D.	1903-04-05
Altenau, Mark	1961
Anderson, Bill	1948
Anderson, Craig	1987
Anthony, C.J.	2022-23
Apke, Ron	1956-57-58
Ard, Jim	1968-69-70
Armstrong, Al	1952-55
Artis, Mike	1973-74-75-76
Asbury, E.	1917-18
Austin, Bobby	1979-80-81-82
Austing, Carl	1934-35

B	
Baetz, William	1932
Baildon, William	1923
Baker, D'Juan	1997-98
Baker, James	1932
Baker, Tay	1948-49-50
Ballard, Clark	1933-34-35
Banks, Louis	1988-89-90-91
Banks, Rob	2020-21
Barker, Taron	2002-03
Barrett, Rick	1970-71
Barsdale, Ray	1931-32
Bart, Jackson	2017-18
Barwin, Connor	2006-07
Batts, Lloyd	1972-73-74
Bauer, Edwin F.	1917-18
Beall, Augustus	1921
Belton, Kenny	2008
Benham, Robert	1931
Bennett, Fred	1910-11-12
Bentley, Jeff	1979-80-81
Berwanger, William	1929-30
Biedenbender, Robert	1935-38-39
Biedenhahn, Tom	1964-65-66
Binder, John	1910-11
Bishop, Rashad	2008-09-10-11
Bissmeyer, Albert	1911-12
Blissitt Jr., Rob	2015
Blount, Corie	1992-93
Bobbitt, Tony	2003-04
Bolton, Richard	1926-27-28
Bondi, Henry	1934
Bonham, Ron	1962-63-64
Bosse, Dennis	1970-71
Bostic, Curtis	1991-93-94-95
Bottenhorn, Frank	1941-42-43
Bouldin, Carl	1959-60-61
Bouldin, Dick	1966-68
Box, Harry	1902-03
Brackman, Mark	1972-73-74
Bradner, George	1924-25
Brannen, Bobby	1995-96-97-98
Braunwart, Adam	1902
Bright, Roy	2005
Brinn, Arnold	1945
Brooks, Howard	1984
Brooks, Milton	1936-37-38
Brooks, Nysier	2017-18-19
Broome, Cane	2018-19
Brown, G. Carleton	1917-20
Brown, Howard	1936
Bryant, John	1959-60

Bryant, Leser	1913
Bryant, Richard	1927
Buerger, Frederick	1911
Buford, Anthony	1992
Burton, Darnell	1994-95-96-97
Butterfield, Asa	1916

C	
Cabbell, Curtis	1977
Calhoun, Jim	1960-61-62
Calloway, Ken	1965-66-67
Campbell, Marty	1982-83
Cantor, Nat	1919
Capelle, Lou	1936-37-39
Cappel, Edward	1913
Carson, John	1998
Carstarphen, Vic	1989
Cassidy, Tom	1952
Caupain, Troy	2014-15-16-17
Cetrone, Dick	1958-59
Chrobak, Alex	1946-47
Clark, Gary	2015-16-17-18
Clickner, Charles	1947-48
Cobb, Farad	2015-16
Collier, Steve	1975-76-77-78
Conn, R. D.	1915-16
Cook, Adam	2020-21
Conway, Norman	1906-07
Coons, Edgar	1920-21-22
Cosby, Dave	1964
Couzins, Jerry	1965-66
Cox, Derek	2014
Crawford, Rodney	2001-02
Crowell, Timmy	2007
Cucinotta, Jim	1951-53
Cumberland, Jaevin	2020
Cumberland, Jarron	2017-18-19-20
Cummings, Pat	1975-76-78-79
Cunningham, Ken	1963-64-65
Cutter, Bob	1955

D	
Dale, Mark	1984
Dallmer, Dick	1947-48-49-50
Dalton, Robert	1937-39-40
Daly, John	1934-36
Davenport, Jeremiah	2020-21-22-23
Davis, Adolph	1910-11-12
Davis, Don	1941
Davis, Jamaal	2001-02
Davis III, Jeremiah	2013-14
Davis, Larry	2008-09-10-11
Davis, Ralph	1958-59-60
Davis, Ron	1947
Davis, Terrence	1996-97
DeBerry, Coreontae	2015-16
DeChant, Harry	1902-03-04
DeJulius, David	2021-22-23
Denser, Clarence	1915
Deskings, Ted	1940
Dial, Richard	1926-27-28
Diarra, Mamoudou	2019-20-21
Dickey, Derrek	1971-72-73
Dierking, Connie	1955-56-57-58
Dierking, Fred	1960-61-62
Dine, Milton	1927
Dixon, Dion	2009-10-11-12
Dorris, Mark	1981-82-83-84
Dow, Marty	1987
Downey, Devan	2006
Duarte, David	1979-81-83
DuCasse, Ralph	1907
Durden, LaZelle	1993-94-95
Dyer, Arthur	1908
Dykes, Ron	1958-59

E	
Earley, Dan	1927-28-29
Eason, Tari	2021
Easton, Russell	1908-09-10
Ellis, Octavius	2015-16
Elison, Ronnie	1988
Elmore, Paul	1913-14
Elsasser, Larry	1962-63-64
Emmerich, Charles	1935-36
Eppensteiner, Alex	2010-11-12-13
Ernst, Albert	1922-23
Ernst, Willie	1954-55-56
Evans, Jacob III	2016-17-18
Evers, Jim	1979-80
Ezikpe, Kalu	2023

F	
Faught, Walt	1945
Fazekas, Paul	1974-75-76-77
Fenker, Clem	1912-14
Ferone, Mike	1969-70
Fisher, Frank	1906-07
Flax, Ellis	1928-30
Fletcher, Ryan	1996-98-99-00
Flint, Damon	1994-95-96-97
Flohr, Ralph	1912
Flowers, Rod	2001-02-03
Flynn, Jeff	1986-87-88-89
Fortson, Danny	1995-96-97
Foster, Dean	1966-67-68
Foster, Thomas	1903
Fraley, John	1970
Franklin, Mike	1973-74-75
Franz, Richard	1927-28-29
Fredericks, Rashawn	2019
Frick, Roy	1933
Friedman, Sid	1940-41
Fries, Daniel	1914-19
Frith, Bob	1949-50-51

G	
Gaffney, Kevin	1980-81-82-83
Gaines, Kelvin	2012-13
Gates, Yancy	2009-10-11-12
Geis, Roy	1921
Gentry, Marvin	2007-08
Gervers, William	1929-30
Gibson, Tarrance	1990-91-92-93
Gieringer, Ralph	1930
Givens, Elnardo	1988-89
Glover, Cedric	1985-86-88-89
Goldman, Albert	1917-18-19
Golsteyn, Jeff	1979
Goodman, Greg	1974
Goosman, Herbert	1912-13-14
Grace, Ralph	1935
Grandle, Olen	1932-33-34
Grant, London	1936
Gray, Geoffrey	1902
Greenberg, Henry	1914-15-17
Gregor, Keith	1993-94-95-96
Grove, B.J.	2000-01-02
Guise, Ken	1944-45-46
Gulick, Richard	1934-35-36
Gumbert, Jack	1956-57
Guyn, Ge'Lawn	2012-13-14

H	
Haas, Elwood	1917-20
Hachen, David	1915-16-17-18
Hachen, Harry	1923-24
Hall, Bill	1954
Hall, William	1911
Hamilton, Lamont	1987
Harding, Richard	1938
Harrington, Earl	1913-14-15-16
Harris, Lionel	1972
Harris, Mike	1993-94
Harvey, Lionel	1978

Harvey, Zach	2020-21
Haucke, Dick	1967-68-69
Heckman, Pete	1957
Heidotting, Dale	1961-62-63
Heisel, Elmer	1908-09
Helm, Brian	1985-86
Hemans, Keith	1977-78
Henry, Kenneth	1985-86
Hensel, Warren	1936-37
Hensley, Jarrett	2022-23
Hess, Don	1969-70-71
Hibarger, Edwin	1922-23
Hicks, Eric	2003-04-05-06
Hightower, Ron	1973-74
Hmiel, Al	1972
Hodges, Lloyd	1986-87
Hogue, Paul	1960-61-62
Holden, Doc	1980-81
Hollman, Derek	2003
Holstein, Jim	1950-51-52
Holtzberg, Abraham	1912
Hood, Tom	1955-56-57
Hornsby, Spud	1958
Horton, Michael	1998-99
Houston, Charles	1966
Howard, John	1966-67-68
Hoy, Carson	1923-24
Hrycaniuk, Adam	2008
Hubbard, Jimmy	2002
Hughes, Brady	1989-90
Hughes, Myron	1982-83-85-86
Huheey, John	1938-40-41
Hundemer, Will	1951
Hyndman, Fred	1909

I	
Iliff, Gordon	1937-38-39
Imburgia, Larry	1951-52-53
Inott, Ralph	1905
Irwin, Clarence	1920-21-22
Isserman, Ferdinand	1918-19

J	
Jackson, Allen	1991-92-93
Jackson, Bill	1973
Jackson, Justin	2011-12-13-14
Jackson, Steve	1986-87-88-89
Jacobs, John	1993-94-95
Janssen, J. William	1910-11
Jemison, Jesse	1972-73-74
Jenifer, Justin	2016-17-18-19
Johnson, Dave	1971-72-73
Johnson, DerMarr	2000
Johnson, Frank	1928
Johnson, Greg	1978
Johnson, Junior	1980-81-82-83
Johnson, Kareem	2003-04
Johnson, Kevin	2014-15-16-17
Johnson, Logan	2019
Joiner, Michael	1990
Jones, Antwan	2001
Jones, Dwight	1980-81-82-83
Jones, Herb	1991-92
Jones, Mike	1975-76-77-78
Jucker, Ed	1938-39-40
Julson, Jackson	1994-96-97
Jurcisin, Greg	1971-72
Justice, Howard	1915-16-17

K	
Kabakoff, Nate	1942-43
Kamp, Robert	1937-38-39
Kamstra, Garry	1973-74-75-76
Kecman, Doug	1982-83-84-85
Kelly, Paul	1973
Kennedy, David	1978-79-80-81
Kilpatrick, Sean	2011-12-13-14
King, Ellis	1940-41-42
Kirkland, Armein	2003-04-05-06

## ALL-TIME LETTERMEN

Kirkwood, Chase	2023	Miller, Robert	1975-76-77-78	Richards, Alkie	1943-47-48	Tenwick, Dave	1958-59				
Kisker, William	1931	Mire, William	1939-41-42	Richter, Ralph	1947-48-49-50	Thacker, Tom	1961-62-63				
Klein, Robert	1924-25	Mitchell, Alvin	1999	Roberson, Rick	1967-68-69	Thau, Walter	1909				
Koehler, William	1914-15-16	Mitchell, Alvin	2008-09	Roberts, Clarence	1905-06-07	Thomas, Ibrahima	2010-11				
Kolp,	1934	Moeves, Fred	1952-53-54	Roberts, Terry	1972	Thomas, Shaq	2013-14-15-16				
Koval, Hayden	2022	Monk, Don	1948-49-50-51	Robertson, Oscar	1958-59-60	Thompson, Troy	1986				
Koz, John	2017-18-19-20	Monroe, Rodrick	1996-97	Robinson, Levertis	1988-89-90-91	Tiggs, Luther	1984				
Kranz, Henry	1911	Montgomery, James	1913	Rolf, Mike	1965-66-67	Tilford, Domicic	2006				
Kravitz, Norman	1940-41-42	Moore, Chadd	2003-04-05-06	Rolfes, Don	1965-66	Tobler, Zack	2014-15-16-17				
Krick, Ron	1964-65-66	Moore, E. F.	1908-09	Rothenberg, Ed	1955	Toyloy, Steve	2009-10				
Kunz, Si	1929-30	Moore, Quadri	2015-16-17	Rubenstein, Al	1947-48-49-50	Trabert, Tony	1951				
<b>L</b>								Rubles, Titus	2013-14	Trame, Larry	1934-35-37
Lakhin, Viktor	202-23	Moore, Trevor	2018-19	Ruehl, Don	1985-86-87-88	Twyman, Jack	1952-53-54-55				
Lammert, Bill	1952-53-54-55	Morman, Deshaun	2015	Rusche, Dick	1947-48	Tyree, Eddie	2010-11				
Lampros, Dean	1964-65	Moteff, Jack	1973	Russo, Prosper	1913	<b>U</b>					
Land, Eugene	1999	Mueller, John	1944-45	<b>S</b>				Ullom, Verne	1942-44		
Landfried, Mel	1959	Muhammad, Jihad	2005-06	Sanders, Steve	1990	Urich, Morris		1920-22			
Larrabee, Wayne	1946	Mumaw, Lloyd	1920	Sanders, Jermaine	2012-13-14-15	<b>V</b>		Valentiner, Clark	1924-25		
Larson, George	1940-41-42	Murphy, Dan	1972-73-74	Satterfield, Kenny	2000-01	Van Ven, Richard		1938			
Laub, Jack	1948-49-50	Murray, Erick	2005	Sauer, Tom	1941	Van Excel, Nick		1992-93			
Lawrence, Jermaine	2014	Mussey, Noel	1904-05	Saunders Jr., Mike	2021-22	Vaughn, Deonta		2007-08-09-10			
Lee, Eddie	1977-78-79-80	Mussey, Robert	1903-04-05	Schierloh, Fred Jr.	1920-21-22	Vogele, Dick		1952-53-54-55			
Lees, Charles	1943	Myrick, Shawn	1998-99	Schloemer, Doug	1979-80-81-82	Vogt, Chris		2020-21			
LeGree, Keith	1995-96	<b>N</b>						<b>W</b>			
Leurck, Mike	1966-67-68	Nageleisen, Jim	1967-68-69	Schneider, Jerry	1970-71	Waller, Brad		1981			
Levett, Melvin	1996-97-98-99	Nail, Rod	1958-59	Schmid, Wesley	1924-25-26	Ward, B. J.		1990-92			
Lewis, Carroll	1917	Nelson, Howard	1930-31	Schneider, Harold	1943-44-45	Ward, Hal		1973-74-75-76			
Lewis, William	1903	Nelson, Terry	1992-93	Schoenfeld, Tom	1971-72	Warren, Jamual		2007-08			
Linneman, Jim	1973	Neumark, George	1927	Schroetter, Alfred	1907-08	Washington, Kyle		2017-18			
Linneman, Josphe	1921-22-23	Newman III, John	2022-23	Schuck, Jules	1931-32	Watkins, William		1919			
List, Herb	1937	Nicholas, Nick	1955	Schwallowe, Bob	1969-70	Wearly,		1944			
Little, Donald	2000-01-02	Nickel, Elbert	1942, 1947	Scott, Jeff	1991-92	Webb, Jim		1974			
Lloyd, William	1935-36	Niehaus, Mike	1973	Scott, Trevon	2017-18-19-20	Weidner, Paul		1965-66-67			
Long, Art	1995-96	Niemann, Joe	1982-83-84	Seltz, Sam	1920	Weigel, Rick		1990			
Logan, Steve	1999-00-01-02	Nimmo, Frank	1955-56-57	Shear, Charles	1933	Welmer, Bob		1950-51			
Lowe, John	1973	Nish, Masaru	1944	Shelhorn,	1907	Wenderfer, Steve		1969-70-71			
Lucas, Jamaal	2002-03-04-05	Nolley, Landers	2023	Shepard, Morton	1914-15	West, Roland		1965-66-67			
Luchi, Joe	1948-49-50-51	Nolting, Ray	1936	Sherlock, Bob	1975-76-78-79	Whaley, Robert		2004			
Luchi, Mike	1966-67-68	Norton, Dick	1937-38-41	Shingleton, Larry	1961-62-63	Wheeler, Phil		1954-55-56			
<b>M</b>								Shipley, Carl	1902	Whiteaker, Bill	1957-58-59
Maddux, Bob	1925	Nsoseme, Eliel	2018-19	Shipley, Jerry	1950-51	White, James		2004-05-06			
Madsen, Gabe	2021	Nyarsuk, David	2013-14	Shoemaker, Mick	1977-78-79	White, Rick		1972			
Madsen, Mason	2021-22	<b>O</b>						White, Robert	1931		
Malinchak, Jim	1989	O'Bryan, Mike	1973	Shorter, Romell	1985-86-87-88	Wiesenhahn, Bob		1959-60-61			
Martin, Erik	1992-93	Ogletree, Don	1968-69-70	Sibila, Chris	1987	Wilks, Darnell		2008-09-10-11			
Martin, Kenyon	1997-98-99-00	Oguma, Ody	2022-23	Sicking, Victor	1924-25	Willey, Larry		1958-59-60			
Martin, Sam	2018-19-20-21-22	Okruhlica, Joe	1952-53-54	Siekman, Bob	1947	Williams, Brian		1975-76-77			
Mauil, Steve	1975	O'Laughlin, Joseph	1913-14	Sikes, Marcus	2007-08	Williams, Charles		1997			
Maxiell, Jason	2002-03-04-05	Orr, Gordon	1936-37	Sizer, Tom	1960-61	Williams, Field		2001-02-03-04			
May, Anthony	1986-87-88-89	Osborne, Cy	1921	Skilling, Dan	2023	Williams, Joseph		1921			
Mbodji, Cheikh	2012-13	Osterman, Tom	1951-52-53	Slaughter, Thomas	1932	Williams, Keith		2018-19-20-21			
McBride, Anthony	2011	<b>P</b>						Williams, Kevin		1988	
McCardle, John	1939-40-41	Parsons,	1914	Smith, Chester	1932-33-34	Williams, Mike		1982-83			
McClain, Anthony	2008-09-10-11	Parker, JaQuon	2010-11-12-13	Smith, Gene	1963-64-65	Williams, Mike		2009			
McClendon, Roger	1985-86-87-88	Patterson,	1917	Smith, Gordon	1967-68-69	Williams, Nick		2004-05			
McDiarmid, Henry	1902	Patterson, Craig	1973	Smith, Richard	1939	Williams, Orlando		1989-90-91			
McDiarmid, Roy	1918	Patterson, Ruben	1997-98	Snow, Charlie	1969-70-71	Williamson, John		2007-08			
McElroy, Immanuel	2001-02	Patzwald, Ryan	2005	Souleymane, Asrangue	2005	Wilson, George		1962-63-64			
McFarlan, Ronald	1926	Penno, Ray	1945	Stallworth, Joe	1974	Wilson, Russell		1905			
McGhee, Aaron	1999	Penny, Marcus	1978	Stalma, Joe	1974	Wilson, Tony		1983-84-85-86			
McGinnis, A.J.	2022	Petrus, Brent	1998	Stargel, Will	1942-46	Wingfield, Dantonio		1994			
McGowan, Cedric	2006-07	Phiffer, Calvin	1984-86-87-88	Starick, W.T.a	1932	Witte, Russell		1911-12			
McMillan, Derrick	1982-83-84-85	Phinisee, Rob	2023	Starks, Keith	1988-89-90-91	Wolf, Brian		1994			
McMinn, Fred	1906-07-08	Plunkett, Dave	1954-55-56	Stenger,	1915	Wolf, Joe		1948-49-50			
McNally, Mike	1983-84	Pomerantz, Sandy	1960	Sternberg, Harold	1940	Wones, Frank		1939			
McNeal, Chris	2020	Popp, William	1928-29-30	Sternberg, Wayne	1956-57-58	Wooten, Anthony		1973			
Meacham, Alex	1998-99	Powell, Richard	1938-39-40	Stephenson, Lance	2010	Wright, Cashmere		2010-11-12-13			
Meeker, John	2002-03-04-05	Pressler, Fred	1934-36	Stevens, Wayne	1956-57-58	Wright, Marko		1994			
Mehl, Jonah	1925-26-27	Pruitt, John	1946	Stewart, John	1909-10-11-12	Wright, Robert		1933			
Melzer, Gene	1951-52	<b>R</b>						Wynn, Raleigh		1967-68-69	
Mendenhall, Mike	1957-58-59	Raidt, William	1934-35-36	Stiffend, Joe	1984-85-86-87	<b>Y</b>		Yates, Anthony	1987-88		
Merten, Russ	1942-43	Rain, Bob	1951-52-53	Stockwell,	1934	Yates, Tony		1961-62-63			
Messner, Max	1958	Reed, Josh	2023	Stokes, Leonard	2000-01-02-03	Yocum, Gilbert		1912			
Meyer, Fritz	1963-64-65	Reicheneker, Mike	1991-92	Summerville, William	1933-34-35						
Meyers, Charles	1919	Reis, Ron	1960-61-62	Surface, Ron	1952-53						
Meyers, Sidney	1927	Reuss, Robert	1932	Sutherland, Clint	1980						
Mickeal, Pete	1999-00	Rheinhardt, Myron	1944	Szczepanski, Mike	1984-85						
Miller, Branden	2006-07-08-09	Rice,	1904	<b>T</b>							
								Taglaver, Ken	1943		
								Tate, Andre	1989-90		
								Tate, Jermaine	1999-00		
								Taylor, Dick	1959		

## BEARCATS IN POSTSEASON TOURNAMENTS

## NCAA TOURNAMENT APPEARANCES

**2019 - (28-7) - Seed: No. 7**  
**Head Coach:** Mick Cronin  
**Captains:** Cane Broome, Justin Jenifer  
 South Regional - Columbus, Ohio  
 M22 Iowa L 72-79

**2018 - (31-5) - Seed: No. 2**  
**Head Coach:** Mick Cronin  
**Captains:** Gary Clark, Kyle Washington  
 South Regional - Nashville, Tenn.  
 M16 Georgia State W 68-53  
 M18 Nevada L 73-75

**2017 - (30-6) - Seed: No. 6**  
**Head Coach:** Mick Cronin  
**Captains:** Troy Caupain, Kevin Johnson  
 South Regional (Sacramento, Calif.)  
 M17 Kansas State W 75-61  
 M19 UCLA L 67-79

**2016 - (22-11) - Seed: No. 9**  
**Head Coach:** Mick Cronin  
**Captains:** Farad Cobb, Octavius Ellis  
 West Regional (Spokane, Wash.)  
 M18 Saint Joseph's L 76-78

**2015 - (23-11) - Seed: No. 8**  
**Head Coach:** Mick Cronin  
**Captain:** Jermaine Sanders  
 Midwest Regional (Louisville, Ky.)  
 M19 Purdue W-ot 66-65  
 M22 Kentucky L 51-64

**2014 - (27-7) - Seed: No. 5**  
**Head Coach:** Mick Cronin  
**Captains:** Sean Kilpatrick, Justin Jackson, Titus Rubles  
 East Regional (Spokane, Wash.)  
 M20 Harvard L 57-61

**2013 - (22-12) - Seed: No. 10**  
**Head Coach:** Mick Cronin  
**Captains:** Cashmere Wright, JaQuon Parker  
 Midwest Regional (Philadelphia)  
 M22 Creighton L 63-67

**2012 - (26-11) - Seed: No. 6**  
**Head Coach:** Mick Cronin  
**Captains:** Dion Dixon, Yancy Gates  
 East Regional (Nashville)  
 M16 Texas W 65-59  
 M18 Florida State W 62-59  
 East Reg. Finals - Boston, Mass.  
 M22 Ohio State L 66-81

**2011 - (26-9) - Seed: No. 6**  
**Head Coach:** Mick Cronin  
**Captains:** Rashad Bishop, Larry Davis, Ibrahima Thomas, Eddie Tyree, Darnell Wilks  
 West Regional - Washington, D.C.  
 M17 Missouri W 78-63  
 M19 Connecticut L 58-69

**2005 - (25-8) - Seed: No. 7**  
**Head Coach:** Bob Huggins  
**Captains:** Jason Maxiell, Nick Williams  
 Austin Regional - Indianapolis, Ind.  
 M17 Iowa W 76-64

M19 Kentucky L 60-69

**2004 - (25-7) - Seed: No. 4**  
**Head Coach:** Bob Huggins  
**Captains:** Jason Maxiell, Field Williams  
 Atlanta Regional (Columbus, Ohio)  
 M19 E. Tenn. St. W 80-77  
 M21 Illinois L 68-92

**2003 - (17-12) - Seed: No. 8**  
**Head Coach:** Bob Huggins  
**Captain:** Leonard Stokes  
**West Regional (Salt Lake City)**  
 M20 Gonzaga L 69-74

**2002 - (31-4) - Seed: No. 1**  
**Head Coach:** Bob Huggins  
**Captains:** Steve Logan, Immanuel McElroy  
**West Regional (Pittsburgh)**  
 M15 Boston Univ. W 90-52  
 M17 UCLA L-2ot 101-105

**2001 - (25-10) - Seed: No. 5**  
**Head Coach:** Bob Huggins  
**Captains:** Steve Logan, Kenny Satterfield  
 West Regional (San Diego)  
 M15 Brigham Young W 84-59  
 M17 Kent State W 66-43  
 West Regional Finals (Anaheim)  
 M22 Stanford L 65-78

**2000 - (29-4) - Seed: No. 2**  
**Head Coach:** Bob Huggins  
**Captains:** Kenyon Martin, Pete Mickel  
 South Regional (Nashville)  
 M17 UNCW W 64-47  
 M19 Tulsa L 61-69

**1999 - (27-6) - Seed: No. 3**  
**Head Coach:** Bob Huggins  
**Captains:** Melvin Levett, Kenyon Martin  
 East Regional (Boston)  
 M12 George Mason W 72-48  
 M14 Temple L 54-64

**1998 - (27-6) - Seed: No. 2**  
**Head Coach:** Bob Huggins  
**Captains:** D'Juan Baker, Bobby Brannen  
 West Regional (Boise, Idaho)  
 M12 N. Arizona W 65-62  
 M14 West Virginia L 74-75

**1997 - (26-8) - Seed: No. 3**  
**Head Coach:** Bob Huggins  
**Captains:** Darnell Burton, Damon Flint, Danny Fortson  
 Midwest Regional - Auburn Hills, Mich.  
 M13 Butler W 86-69  
 M15 Iowa State L 66-67

**1996 - (27-4) - Seed: No. 2**  
**Head Coach:** Bob Huggins  
**Captain:** Keith Gregor  
 Southeast Regional - Orlando, Fla.  
 M15 UNCG W 66-61  
 M17 Temple W 78-65  
 SE Regional Finals - Lexington, Ky.  
 M22 Georgia Tech W 87-70  
 M24 Mississippi State L 63-73

**1995 - (23-11) - Seed: No. 7**

**Head Coach:** Bob Huggins  
**Captains:** Curtis Bostic, LaZelle Durden, Keith Gregor  
 West Regional - Salt Lake City, Utah  
 M16 Temple W 77-71  
 M18 Connecticut L 91-96

**1994 - (22-10) - Seed: No. 8**  
**Head Coach:** Bob Huggins  
**Captains:** Curtis Bostic, Keith Gregor  
**West Regional (Ogden, Utah)**  
 M17 Wisconsin L 72-80

**1993 - (27-5) - Seed: No. 2**  
**Head Coach:** Bob Huggins  
**Captains:** Tarrance Gibson, Terry Nelson  
 East Regional - Syracuse, N.Y.  
 M19 Coppin State W 93-66  
 M21 NM State W 92-55  
 East Regional Finals - E. Rutherford, N.J.  
 M26 Virginia W 71-54  
 M28 North Carolina-L-ot 68-75

**1992 - (29-5) - Seed: No. 3**  
**NCAA Final Four**  
**Head Coach:** Bob Huggins  
**Captains:** Anthony Buford, Herb Jones, Mike Reicheneker  
**Midwest Regional (Dayton)**  
 M20 Delaware W 85-47  
 M22 Michigan State W 77-65  
**MW Regional Finals (Kansas City)**  
 M27 Texas-El Paso W 69-67  
 M29 Memphis State W 88-57  
**Final Four (Minneapolis)**  
 A 4 Michigan L 72-76

**1997 - (25-5)**  
**Head Coach:** Gale Catlett  
**Captain:** Gary Yoder  
**Midwest Regional (Omaha, Neb.)**  
 M12 Marquette L 51-66

**1976 - (25-6)**  
**Head Coach:** Gale Catlett  
**Captains:** Mike Artis, Garry Kams-tra, Hal Ward  
 Midwest Regional - Lawrence, Kan.  
 M13 Notre Dame L 78-79

**1975 - (23-6)**  
**Head Coach:** Gale Catlett  
**Captain:** Steve Collier  
**Midwest Regional (Lubbock, Texas)**  
 M15 Texas A&M W 73-68  
**MW Regional Final (Las Cruces, N.M.)**  
 M20 Louisville L 63-78  
 M22 Notre Dame W 95-87

**1966 - (21-7)**  
**Head Coach:** Tay Baker  
**Captain:** Don Rolfs  
 Midwest Regional - Lubbock, Tex.  
 M11 Texas Western L-ot 76-78  
 M12 So. Methodist L 84-89

**1963 - (26-2)**  
**NCAA Runner-Up**  
**Head Coach:** Ed Jucker  
**Captain:** Tony Yates  
 Midwest Regional - Lawrence, Kan.

M15 Texas W 73-68  
 M16 Colorado W 67-60  
 Final Four - Louisville, Ky.  
 M22 Oregon State W 80-46  
 M23 Loyola (IL) L-ot 58-60

**1962 - (29-2)**  
**NCAA Champions**  
**Head Coach:** Ed Jucker  
**Captain:** Paul Hogue  
**Midwest Regional (Manhattan, Kan.)**  
 M16 Creighton W 66-46  
 M17 Colorado W 73-46  
 Final Four (Louisville, Ky.)  
 M23 UCLA W 72-70  
 M24 Ohio State W 71-59

**1961 - (27-3)**  
**NCAA Champions**  
**Head Coach:** Ed Jucker  
**Captains:** Bob Weisenhahn, Carl Bouldin  
**Midwest Regional (Lawrence, Kan.)**  
 M17 Texas Tech W 78-55  
 M18 Kansas State W 69-64  
 Final Four - Kansas City, Mo.  
 M24 Utah W 82-67  
 M25 Ohio State W-ot 70-65

**1960 - (28-2)**  
**NCAA Final Four**  
**Head Coach:** George Smith  
**Captains:** Oscar Robertson, Ralph Davis  
**Midwest Regional (Manhattan, Kan.)**  
 M11 DePaul W 99-59  
 M12 Kansas W 82-71  
**Final Four (San Francisco, Calif.)**  
 M18 California L 69-77  
 M19 New York U. W 95-71

**1959 - (26-4)**  
**NCAA Final Four**  
**Head Coach:** George Smith  
**Captains:** Oscar Robertson, Mike Mendenhall  
 Midwest Regional (Manhattan, Kan.)  
 M 13 TCU W 77-73  
 M 14 Kansas State W 85-75  
 Final Four - Louisville, Ky.  
 M 20 California L 58-64  
 M 21 Louisville W 98-85

**1958 - (25-3)**  
**Head Coach:** George Smith  
**Captains:** Connie Dierking, Wayne Stevens  
**Midwest Regional (Manhattan, Kan.)**  
 M 14 Kansas State L-ot 80-83  
 M 15 Arkansas W 97-62

## RECORDS

**NCAA Appearances: 33**  
**Record: 46-32 (.590)**  
**8 Elite Eight Appearances**  
**6 Final Four Appearances**  
**2 National Championships**

**1958: 1-1**  
 Midwest Regional—3rd place

**1959: 3-1**  
 Midwest Regional—Champs  
 Final Four—3rd place

**1960: 3-1**  
 Midwest Regional—Champs  
 Final Four—3rd place

**1961: 4-0**  
 Midwest Regional—Champs  
 Final Four—National Champs

**1962: 4-0**  
 Midwest Regional—Champs  
 Final Four—National Champs

**1963: 3-1**  
 Midwest Regional—Champs  
 Final Four—Runner-Up

**1966: 0-2**  
 Midwest Regional—4th place

**1975: 2-1**  
 Midwest Regional—3rd place

**1976: 0-1**  
 Midwest Pre-Regional

**1977: 0-1**  
 Midwest Pre-Regional

**1992: 4-1**  
 Midwest Regional (No. 4 seed)  
 Regional Champs  
 Final Four—Semifinalist

**1993: 3-1**  
 East Regional (No. 2 seed)  
 Regional Runner-up

**1994: 0-1**  
 West Regional (No. 8 seed)

**1995: 1-1**  
 West Regional (No. 7 seed)

**1996: 3-1**  
 Southeast Regional (No. 2 seed)  
 Regional Runner-up

**1997: 1-1**  
 Midwest Regional (No. 3 seed)

**1998: 1-1**  
 West Regional (No. 2 seed)

**1999: 1-1**  
 East Regional (No. 3 seed)

**2000: 1-1**  
 South Regional (No. 2 seed)

**2001: 2-1**  
 West Regional (No. 5 seed)

**2002: 1-1**  
 West Regional (No. 1 seed)

**2003: 0-1**  
 West Regional (No. 8 seed)

**2004: 1-1**  
 Atlanta Regional (No. 4 seed)

**2005: 1-1**  
 Austin Regional (No. 7 seed)

**2011: 1-1**  
 West Regional (No. 6 seed)

**2012: 2-1**  
 East Regional (No. 6 seed)

**2013: 0-1**  
 Midwest Regional (No. 10 seed)

**2014: 0-1**  
 East Regional (No. 5 seed)

**2015: 1-1**  
 Midwest Regional (No. 8 seed)

**2016: 0-1**  
 West Regional (No. 9 seed)

**2017: 1-1**  
 South Regional (No. 6 seed)

**2018: 1-1**  
 South Regional (No. 2 seed)

**2019: 0-1**  
 South Regional (No. 7 seed)

## BEARCATS IN POSTSEASON TOURNAMENTS

### NCAA TOURNAMENT RECORDS

#### TEAM-SINGLE GAME

Points	101	v. UCLA, 2002
FG	43	v. DePaul, 1960
FGA	80	v. UCLA, 2002
FG Pct.	.628	v. Kansas State, 2017
3-FG	15	v. Connecticut, 1995
3-FGA	32	v. East Tenn. St., 2004
3-FG Pct	.579	v. Brigham Young, 2001
FT	27	v. Arkansas, 1958
FTA	39	v. Oregon State, 1963
FT Pct.	.900	v. Temple, 1996
Assists	24	v. Louisville, 1959
Rebs	68	v. Texas Tech, 1961

#### INDIVIDUAL-SINGLE GAME

Points	56	Oscar Robertson v. Arkansas, 1958
FG	21	Oscar Robertson v. Arkansas, 1958
FGA	36	Oscar Robertson v. Arkansas, 1958
3-FG	6	Nick Van Exel v. N. Carolina, 1993
3-FGA	14	Nick Van Exel v. N. Carolina, 1993
FT	14	Oscar Robertson v. Arkansas, 1958
FTA	19	Oscar Robertson v. Louisville, 1959
Assists	9	Oscar Robertson v. Cal, 1959 Damon Flint v. Butler, 1997
Rebs	20	Mike Franklin v. N. Dame, 1975

### NCAA ALL-TOURNAMENT TEAM

#### NCAA FINALS ALL-TOURNAMENT TEAM

1959	Oscar Robertson
1960	Oscar Robertson
1961	Bob Wiesenhahn Carl Bouldin
1962	Paul Hogue - Most Outstanding Player Tom Thacker George Wilson
1963	Ron Bonham Tom Thacker George Wilson

#### NCAA ALL-REGIONAL

1958	Oscar Robertson (MVP)
1959	Oscar Robertson (MVP)
1960	Oscar Robertson (MVP) Paul Hogue
1961	Bob Wiesenhahn (MVP) Tom Thacker
1962	Paul Hogue (MVP) Tom Thacker George Wilson
1963	Ron Bonham Tom Thacker George Wilson
1975	Robert Miller
1992	Herb Jones (MVP) Anthony Buford Nick Van Exel
1993	Erik Martin Nick Van Exel
1996	Danny Forston Darnell Burton
2001	Kenny Satterfield

### NIT APPEARANCES

Appearances: 11  
Total: 10-11  
In Cincinnati: 7-3  
On the road: 2-2  
In New York: 2-5

Most UC Points: 95 (UC, 95-91) vs. St. Francis (Pa.), 3/19/55  
Most Opponent Points: 91 (UC, 95-91) by St. Francis (Pa.), 3/19/55  
Combined Points: 186 (UC, 95-91), 3/19/55  
Biggest UC Win: 27 (82-55) vs. Ball State, 3/13/91  
Biggest Opponent Win: 18 (90-72) by St. Bonaventure, 3/16/57

**1951**  
March 10 vs. St. Bonaventure \* L (2OT) 70-67

**1955**  
March 14 vs. Niagara \* W (2OT) 85-83  
March 17 vs. Duquesne \* L 65-51  
March 19 vs. St. Francis (Pa.) \* W 95-91  
NIT: Third Place

**1957**  
March 16 vs. St. Bonaventure \* L 90-72

**1970**  
March 4 vs. Army \* L 72-67

**1974**  
March 17 vs. Boston College \* L 72-62

**1985**  
March 14 Kent State W 77-61  
March 19 Marquette L 56-54

**1990**  
March 16 Bowling Green W 75-60  
March 20 at DePaul L 61-59

**1991**  
March 13 Ball State W 82-55  
March 18 at Oklahoma L (OT) 89-81

**2006**  
March 17 UNC-Charlotte W 86-80  
March 21 Minnesota W 76-62  
March 23 South Carolina L 65-62  
NIT: Quarterfinalist

**2010**  
March 17 Weber State W 76-62  
March 22 Dayton L 81-66  
\* - New York, N.Y.

**2023**  
March 15 Virginia Tech W 81-72  
March 18 at Hofstra W 79-65  
March 22 at Utah Valley L 68-74

### CINCINNATI AT THE NIT

1951	0-1	
1955	2-1	Third
1957	0-1	
1970	0-1	
1974	0-1	
1985	1-1	
1990	1-1	
1991	1-1	
2006	2-1	Quarterfinals
2010	1-1	
<b>Totals</b>	<b>8-10</b>	

### NIT RECORDS

#### TEAM-SINGLE GAME

Points	95	v. St. Francis (Pa.), 1955
FG	37	vs. St. Francis (Pa.), 1955
FGA	88	v. St. Bonaventure, 1951
FG Pct.	.540	vs. Kent State, 1985
3-FG	11	vs. Weber State, 2010
3-FGA	31	vs. Dayton, 2010
3-FG Pct	.455	vs. Ball State, 1991
FT	26	twice, last vs. Marquette, 1985
FTA	42	vs. St. Bonaventure, 1957
FT Pct.	1.000	vs. Ball State (16-16), 1991
Assists	22	vs. Niagara, 1955
Rebounds	67	vs. St. Francis (Pa.), 1955

#### INDIVIDUAL-SINGLE GAME

Points	29	Jack Twyman vs. St. Francis (Pa.), 1955
FG	13	Jack Twyman vs. St. Francis (Pa.), 1955
FGA	25	David DelJulius at Utah Valley, 2023
3-FG	5	Landers Nolley II at Utah Valley, 2023
3-FGA	15	Deonta Vaughn vs. Dayton, 2010
FT	12	Deonta Vaughn vs. Dayton, 2010
FTA	16	Dierking vs. St. Bonaventure, 1957
Assists	9	2x, last David DelJulius at Hofstra, 2023
Rebounds	20	Jack Twyman vs. St. Francis (Pa.), 1955

### NIT ALL-TOURNAMENT HONORS

#### NIT ALL-TOURNAMENT TEAM

1956	Frank Nimmo
------	-------------

### CBI APPEARANCES

**2008**  
March 19 Bradley L 67-70  
Final Record: 13-19 - Coach: Mick Cronin  
First Round, Peoria, Ill.

### UC COACHES AT THE NCAA TOURNAMENT



Ed Jucker

NAME	YRS	WON	LOST	PCT	1ST	2ND	3RD	REG. CHP.
Bob Huggins	14	20	14	.588	0	0	1	1
Ed Jucker	3	11	1	.917	2	1	0	3
George Smith	3	7	3	.700	0	0	2	2
Gale Catlett	3	2	3	.400	0	0	0	0
Mick Cronin	9	6	9	.400	0	0	0	0
Tay Baker	1	0	2	.000	0	0	0	0

Jucker's .917 career winning percentage in NCAA tournament competition is an NCAA record.







BEARCATS IN THE POLLS

RESULTS VS. AP-RANKED OPPONENTS (CONT.)

Table with columns: Date, Opponent, Result, Site, UC. Rows include games against Louisville, UAB, Ga. Tech, Minnesota, Alabama, Xavier, Marquette, Georgetown, and Notre Dame.

VS. NO. 18 - WON 6, LOST 11

Table with columns: Date, Opponent, Result, Site, UC. Rows include games against Indiana, Saint Louis, Florida St., Louisville, Louisiana, Tulsa, Oklahoma State, Marquette, and Memphis.

VS. NO. 19 - WON 7, LOST 12

Table with columns: Date, Opponent, Result, Site, UC. Rows include games against Butler, DePaul, Wichita St., Louisville, Minnesota, Memphis, Louisville, Virginia Tech, California, Saint Louis, Marquette, Mississippi St., Wake Forest, Louisville, Georgetown, Iowa State, Wichita State, Tennessee, and Houston.

VS. NO. 20 - WON 7, LOST 3

Table with columns: Date, Opponent, Result, Site, UC. Rows include games against Duquesne, Wyoming, Louisville, Memphis, Minnesota, Marquette, Marquette, Wake Forest, Memphis, and Memphis.

VS. NO. 21 - WON 6, LOST 8

Table with columns: Date, Opponent, Result, Site, UC. Rows include games against Louisville, Tennessee, Louisville, Marquette, Tulane, Oklahoma, Marquette, Georgetown, Villanova, Maryland, UConn, Rhode Island, and Xavier.

3/11/18 Houston W 56-55 N 8

VS. NO. 22 - WON 6, LOST 4

Table with columns: Date, Opponent, Result, Site, UC. Rows include games against Massachusetts, Xavier, Marquette, Marquette, Louisville, Rhode Island, Louisville, Pittsburgh, UConn, and Memphis.

VS. NO. 23 - WON 2, LOST 3

Table with columns: Date, Opponent, Result, Site, UC. Rows include games against Dayton, Memphis, Georgetown, Pittsburgh, and SMU.

VS. NO. 24 - WON 8, LOST 3

Table with columns: Date, Opponent, Result, Site, UC. Rows include games against N.M. State, California, California, Louisville, Dayton, Memphis, Memphis, Vanderbilt, Pittsburgh, SMU, Xavier, and Nevada.

\*\*California forfeited the victory

VS. NO. 25 - WON 3, LOST 5

Table with columns: Date, Opponent, Result, Site, UC. Rows include games against Xavier, Rhode Island, Gonzaga, Marquette, Marquette, Notre Dame, SMU, UCF, and Houston.

CINCINNATI VS. RANKED OPPONENTS AT HOME

FIFTH THIRD ARENA — WON 33, LOST 30, 1 FORFEIT

Table with columns: Rk, Opponent, Date, W-L, Score, UC. Rows list ranked opponents from Villanova to Marquette with game dates and outcomes.

BB&T ARENA — WON 0, LOST 1

Table with columns: Rk, Opponent, Date, Result, UC. Row includes Wichita State on 2/18/18.

RIVERFRONT COLISEUM — WON 5, LOST 11

Table with columns: Rk, Opponent, Date, Result, UC. Rows list ranked opponents from Kentucky to Memphis with game dates and outcomes.

ARMORY FIELDHOUSE — WON 27, LOST 7

Table with columns: Rk, Opponent, Date, Result, UC. Rows list ranked opponents from Louisville to Louisville with game dates and outcomes.

CINCINNATI GARDENS — WON 3, LOST 7

Table with columns: Rk, Opponent, Date, Result, UC. Rows list ranked opponents from Duquesne to Butler with game dates and outcomes.

**SINGLE-GAME TEAM RECORDS**

**HIGHS**

**Points**

127	v. North Texas State	1957-58
123	v. St. Joseph's (Pa.)	1959-60
	v. North Texas State	1959-60
122	v. St. Joseph's (Ind.)	1976-77
120	v. Kent State	1976-77

**Points (Two Teams)**

232	UC 119, Morehead St.	1131957-58
-----	----------------------	------------

**Points (One Half)**

69	v. North Texas State	1957-58
68	v. DePaul	1997-98

**Field Goals Made**

55	v. St. Joseph's (Ind.)	1975-76
	v. Wright State	1976-77
51	v. Northeast Illinois	1973-74
50	v. multiple opponents	

**Field Goals Attempted**

132	v. Cedarville	1949-50
113	v. Cedarville	1950-51
	v. Western Reserve	1951-52
112	v. Wilmington	1951-52
109	v. Western Reserve	1952-53

**Field Goal Percentage**

.672	v. E. Michigan (41-61)	1996-97
.667	v. St. Francis (Pa.) (32-48)	1990-91
.655	v. Austin Peay (38-58)	1992-93
.647	v. Central Florida (33-51)	2014-15
.647	v. F. Dickinson (44-68)	2016-17
.643	v. Memphis (27-42)	1986-87
	v. Kent State (36-56)	1990-91

**3-Point Field Goals Made**

24	v. Oakland	1998-99
18	v. Louisiana-Monroe	2001-02
17	v. Tulane	2022-23
17	v. Arizona	2022-23
17	v. Wofford	2006-07
16	v. Chicago State	2011-12
16	v. Memphis	2021-22
16	v. Tulsa	2021-22
15	v. Tulsa	2017-18
14	vs. East Carolina	2022-23
	v. Connecticut	1993-94
	v. Dayton	1993-94
	v. Temple	1994-95
	v. Houston	1998-99
	v. Georgetown	2006-07
	v. Utah Valley	2010-11
	v. Tulsa	2018-19

**3-Point Field Goals Attempted**

48	v. Oakland	1998-99
	v. Tulane	2022-23
39	v. Savannah State	2017-18
36	v. Eastern Kentucky	2008-09
	v. Temple	1993-94
	v. Coppin State	2001-02
	v. Tulsa	2021-22
35	v. Chicago State	2011-12
34	v. Louisiana-Monroe	2001-02
	v. Chicago State	2013-14
	v. USF	2016-17
	v. Arizona	2022-23

**3-Point Field Goal Percentage (min: 5 made)**

.833	v. Regis (5-6)	1986-87
.750	v. Central Florida (6-8)	2014-15
.741	v. Duke (5-7)	1998-99
.682	v. Tulsa (15-22)	2017-18
.667	v. Massachusetts (8-12)	1992-93
.643	v. Temple (9-14)	2014-15
.636	v. Stony Brook (7-11)	2014-15
.632	v. Vermont (12-19)	2019-20

**Free Throws Made**

42	v. Louisville	2002-03
41	v. Arkansas-Pine Bluff	2015-16
38	v. UAB	1997-98
38	at UConn (AAC)	2016-17
37	v. North Texas State	1957-58
36	v. Bradley	1956-57

**Free Throws Attempted**

59	v. Arkansas-Pine Bluff	2015-16
58	v. Louisville	2002-03
55	v. UAB	1997-98
55	v. Bowling Green	2019-20
51	v. North Texas State	1957-58
49	v. Miami (OH)	1952-53
	v. Miami (OH)	1956-57
	v. Arkansas	1995-96

**Free Throw Percentage (min. 8)**

1.000	v. Loyola (Ill.) (12-12)	1986-87
	v. Saint Louis (8-8)	1992-93
	v. Temple (17-17)	1995-96
	v. Louisville (18-18)	2005-06

**Rebounds**

84	v. Union	1954-55
82	v. Kent State	1952-53
80	v. Tennessee	1955-56
	v. North Texas State	1957-58

**Rebound Margin**

+48	v. Chicago State	2013-14
+45	v. Tennessee	1955-56
+43	v. Union	1954-55
+40	v. Case Western Reserve	1952-53
	v. North Texas State	1957-58

**Assists**

41	v. St. Joseph's (Ind.)	1975-76
32	v. Robert Morris	2015-16
29	v. Fairleigh Dickinson	2016-17
28	v. Pacific	1958-59
27	v. multiple opps. (last vs. Toledo, 2009-10)	

**Steals**

23	v. Ark.-Little Rock	2012-13
20	v. Tulane	1978-79
	v. Howard	1996-97
19	v. Akron	1976-77
	v. Arkansas-Pine Bluff	2015-16
18	v. Bowling Green	1989-90
	v. Wyoming	1995-96

**Blocked Shots**

18	v. Marquette	2005-06
15	v. Iowa State	1999-00
14	v. DePaul	1997-98
13	v. Memphis	1999-00
	v. Miami (Ohio)	2004-05

**Turnovers**

31	v. Cleveland State	1973-74
29	v. Pittsburgh	1978-79
	v. Tulane	1978-79
	v. Xavier	1997-98
	v. Central Michigan	2006-07

**Personal Fouls**

39	v. William & Mary	1951-52
38	v. Morehead State	1955-56
	v. Louisville	1985-86
37	v. Miami (Ohio)	1951-52

**Disqualifications**

5	v. William & Mary	1950-51
	v. St. Bonaventure	1950-51

**Overtime Periods**

7	v. Bradley	1981-82
	(75-73 UC win), NCAA Record	

**Fewest Points Scored**

11	v. Kentucky	1983-84
31	v. Louisville	1980-81
37	v. Louisville	1983-84
38	v. Georgia Tech	1977-88

**Fewest Field Goals Made**

5	v. Kentucky	1983-84
12	v. Memphis	2008-09
	v. LaSalle	1948-49
13	v. Saint Louis	1960-61
	v. Connecticut	2013-14
	v. Houston	2022-23

**Fewest Field Goals Attempted**

12	v. Kentucky	1983-84
----	-------------	---------

**Lowest Field Goal Percentage**

.156	v. LaSalle (12-77)	1948-49
.207	v. Butler (17-82)	1948-49
.215	v. Butler (17-79)	1948-49
.222	v. Duquesne (14-63)	1951-52
.243	v. Miami (Ohio) (17-71)	1948-49

**Fewest 3-Point Field Goals Made**

0	v. multiple opps (last vs. Tulane, 2014-15)	
---	---	--

**Fewest 3-Point Field Goals Att.**

2	v. South Carolina	1988-89
	v. Morehead State	1986-87

**Lowest 3-Point FG Percentage**

.000	v. multiple opponents	
------	-----------------------	--

**Fewest Free Throws Made**

0	v. Georgia Tech	1977-78
1	v. VCU	1978-79
	v. Kentucky	1983-84
	v. Pittsburgh	2013-14

**Fewest Free Throws Attempted**

0	v. Georgia Tech	1977-78
2	v. Louisville	2008-09
	v. Kentucky	1983-84
	v. Tulane	1982-83
3	v. Brown	1973-74
	v. Pittsburgh	2013-14
	v. Wichita State	2022-23

**Lowest Free Throw Percentage**

.143	v. Louisville (1-7)	2011-12
------	---------------------	---------

**Records**

.222	v. UNC Wilmington (2-9)	2000-01
.240	v. Tulsa (6-25)	1968-69
.286	v. Toledo (4-14)	1951-52
.300	v. Tulsa (3-10)	1966-67
	v. East Carolina (3-10)	2001-02

**Fewest Rebounds**

9	v. Kentucky	1983-84
13	v. Georgia Tech	1977-78
15	v. Louisville	1980-81

**Fewest Assists**

1	v. Xavier	1968-69
2	v. multiple opponents	

**Fewest Steals**

0	v. multiple opponents	
---	-----------------------	--

**Fewest Blocked Shots**

0	v. multiple opponents, last 22-23	
---	-----------------------------------	--


**Fewest Turnovers**

3	v. Ohio State	1960-61
	v. Louisville	1984-85
	v. Boston University	2001-02
	v. Villanova	2011-12
	v. Memphis	2013-14
	v. Texas Southern	2016-17
	v. Memphis	2017-18
4	v. Virginia Tech	1982-83
	v. Charlotte	2000-01
	v. Middle Tennessee	2003-04
	v. Georgetown	2005-06
	at Houston	2018-19
	v. South Florida	2022-23
	v. Detroit Mercy	2022-23

**Fewest Personal Fouls**

5	v. Southern Miss	1985-86
	v. VCU	2014-15
	v. Chaminade	2022-23
7	v. multiple opponents	

Fewest Records begin with 1946-47 season.



Leonard Stokes scored 31 points while Cincinnati set a school record, making 42 free throws in a 101-80 win over Louisville on Feb. 21, 2003.



## OPPONENT SINGLE-GAME TEAM RECORDS

**Most Points**

115	by Virginia Tech	1980-81
	by Virginia Tech	1987-88
113	by Morehead State	1955-56
109	by St. Joseph's. (Pa.)	1969-70
107	by Memphis	1981-82

**Most Field Goals**

42	by Saint Louis	1955-56
41	by North Texas State	1968-69
	by St. Joseph's (Pa.)	1969-70
	by UCLA	2001-02

**Most Field Goal Attempts**

110	by Western Michigan	1952-53
107	by Duquesne	1952-53
102	by NC State	1952-53
	by St. Joseph's (Pa.)	1957-58
98	by St. Francis (Pa.)	1954-55

**Most 3-Point Field Goals**

17	by Marshall	2016-17
15	by South Carolina	1996-97
	by Oakland	1998-99
	by West Virginia	2006-07
	by Marquette	2008-09
	by VCU	2014-15
	by Xavier	2016-17
	by Vermont	2019-20
14	by Temple	1994-95
	by West Virginia	2006-07
	by Utah Valley	2010-11
	by Tulsa	2017-18
	by Tulsa	2018-19

**Most 3-Point FG Attempts**

44	by Savannah State	2017-18
40	by West Virginia	2006-07
39	by Bryant	2022-23
36	by UCLA	2001-02
35	by West Virginia	2005-06
	by Wichita State	2018-19

**Highest 3-Point FG Percentage (min: 5 made)**

.750	by Memphis (9-12)	1994-95
.688	by Xavier (11-16)	2013-14
.667	by Marshall (8-12)	2012-13
.667	by N.C. State (6-9)	2007-08

**Most Free Throws**

53	by Morehead State	1955-56
43	by Memphis	1981-82
42	by Florida State	1988-89
38	by Louisville	1985-86

**Most Free Throw Attempts**

65	by Morehead State	1955-56
54	by Kent State	1952-53
53	by Louisville	1985-86
52	by Memphis	1981-82
	by Florida State	1988-89

**Highest Free Throw Percentage**

1.000	by multiple opponents	(last by Tenn. [17-17], 2019-20)
-------	-----------------------	----------------------------------

**Most Rebounds**

78	by Miami (Ohio)	1955-56
73	by St. Francis (Pa.)	1954-55
71	by NC State	1952-53
70	by LaSalle	1952-53
68	by Miami (Ohio)	1955-56

**Highest Rebound Margin**

+31	by Dayton	1953-54
-----	-----------	---------

+29 by Southern Methodist 1974-75

**Most Assists**

33	by Holy Cross	1978-79
28	by VCU	1980-81
26	by Washington	1971-72
	by Louisville	1979-80
	by Iowa	1959-60
	by Illinois	2003-04

**Most Steals**

20	by Memphis	1986-87
19	by Xavier	1997-98
17	by Marshall	1983-84

**Most Blocked Shots**

13	by UConn	2007-08
	by UConn	2019-20
12	by Virginia Tech	1979-80
	by Southern Miss	1985-86
	by North Carolina	1993-94

**Most Turnovers**

35	by Cleveland State	1971-72
	by Tennessee-Martin	1994-95
34	by Sam Houston	1990-91
	by Texas Southern	1992-93

**Most Personal Fouls**

40	by Louisville	2002-03
37	by Arkansas-Pine Bluff	2015-16
36	by Cleveland State	1972-73
35	by St. Bonaventure	1950-51
	by North Texas State	1957-58
	by Arkansas	1995-96
	by UAB	1997-98
	by Northwestern St. (La.)	2004-05
	by Bowling Green	2019-20

**Most Disqualifications**

5	by St. Joseph's (Pa.)	1957-58
	by Northern Michigan	1968-69

**Fewest Points**

24	by Kentucky	1983-84
30	by Miami (Ohio)	1961-62
34	by North Texas State	1960-61
	by Dayton	2010-11
36	by Miami (Ohio)	1962-63
	by Winthrop	1997-98

**Fewest Field Goals**

10	by North Carolina A&T	2012-13
	by N. Texas State	1960-61
	by Miami (Ohio)	1961-62
	by Kentucky	1983-84
	by West Virginia	2007-08
11	by Temple	1994-95
	by Southern Miss	2001-02
	by Pittsburgh	2013-14

**Fewest Field Goal Attempts**

19	by Kentucky	1983-84
----	-------------	---------

**Fewest 3-Point Field Goals**

0 by multiple opponents

**Fewest 3-Point FG Attempts**

0 by multiple opponents

**Lowest 3-Point FG Percentage**

.000 by multiple opponents

**Fewest Free Throws**

0	by New Hampshire	1974-75
---	------------------	---------

1	by Alabama State	2011-12
	by VCU	2014-15
2	by multiple opponents	(last by SMU, 2018-19)

**Fewest Free Throw Attempts**

0	New Hampshire	1974-75
---	---------------	---------

**Lowest Free Throw Percentage**

.200	Southern Miss (2-10)	1985-86
	Miami (Ohio) (2-10)	1982-83
.214	Xavier (3-14)	2012-13
.222	by UNC Wilmington (2-9)	2000-01
.250	by Youngstown St. (4-16)	1993-94

**Fewest Rebounds**

11	by Kentucky	1983-84
13	by Georgia Tech	1977-78
15	by N.C. Central	2014-15
16	by Central Michigan	2006-07

**Fewest Assists**

0	by Tulsa	1961-62
1	by multiple opponents	

**Fewest Steals**

0 by multiple opponents

**Fewest Blocked Shots**

0 by multiple opponents

**Fewest Turnovers**

2	by Nevada	2017-18
	by Wichita State	2022-23
3	by Louisville	1984-85
	by Ohio State	1960-61
	by Connecticut	2014-15
	by UCLA	2016-17
4	by Virginia Tech	1982-83
	by Illinois	2003-04

**Fewest Personal Fouls**

4	by Kentucky	1983-84
5	by West Virginia	2005-06
7	by Wichita State	2022-23
8	by UMES	2012-13
8	by Syracuse	2012-13

*Lows begin with 1946-47.*

**Points**

41	Dell Curry, Virginia Tech	1985-86
40	Trevon Bluiett, Xavier	2016-17
39	Maalik Wayns, Villanova	2011-12
38	Lyle Falknor, Wright State	1974-75
	Lou Silver, Harvard	1974-75
	Dell Curry, Virginia Tech	1985-86
37	Sihugo Green, Duquesne	1955-56
	Jerry Newsome, Indiana St.	1967-68
	Jermaine Guise, Butler	1993-94
	Luke Harangody, Notre Dame	2009-10
	Jaylen Forbes, Tulane	2020-21

**Field Goals Made**

16	Sihugo Green, Duquesne	1955-56
	Dell Curry, Virginia Tech	1985-86

**Field Goals Attempted**

40	Sihugo Green, Duquesne	1955-56
35	Tom Marshall, WKU	1952-53
30	Dell Curry, Virginia Tech	1985-86

**3-Point Field Goals Made**

9	Johnnie Miller, Temple	1994-95
---	------------------------	---------

9	Trevon Bluiett, Xavier	2016-17
8	R. Brokenborough, Temple	1996-97
	Francisco Garcia, Louisville	2002-03
	Brendan Plavich, Charlotte	2004-05
	Dalton Pepper, Temple	2013-14
	Jeremiah Martin, Memphis	2018-19
7	nine players	

**3-Point Field Goals Attempted**

17	Johnnie Miller, Temple	1994-95
	Marcus Singer, DePaul	1996-97
	Brendan Plavich, Charlotte	2004-05
	Amauri Hardy, UNLV	2019-20
16	Rodney Newsome, Memphis	1994-95
14	seven players	

**Free Throws Made**

18	David Burns, Saint Louis	1979-80
17	Johnny Rogers, UC-Irvine	1984-85
	Larry Davis, South Carolina	1996-97
16	Dell Curry, Virginia Tech	1985-86
	Ronny Turiaff, Gonzaga	2002-03

**Free Throws Attempted**

26	Bob McNeal, St. Joe's (Pa.)	1957-58
23	Joe Spratt, St. Joe's (Pa.)	1957-58
22	David Burns, Saint Louis	1979-80

**Rebounds**

25	Tom Gola, LaSalle	1952-53
	Wes Unseld, Louisville	1967-68
24	Leroy Wright, Pacific	1958-59
20	four players	

**Assists**

15	Edmund Sherod, VCU	1980-81
14	Kendric Davis, SMU	2020-21
13	Larry Schellenberg, Dayton	1984-85
12	Jaylen Hands, UCLA	2018-19

**Steals**

7	Harold Keeling, Santa Clara	1984-85
	Kawika Akina, N. Arizona	1997-98
6	multiple players	

**Blocked Shots**

8	Hasheem Thabeet, UConn	2007-08
	Daryl Watkins, Syracuse	2006-07
	Jim McIlvaine, Marquette	1993-94
7	Jim McIlvaine, Marquette	1993-94
	Hamady N'Diaye, Rutgers	2006-07
	Hamady N'Diaye, Rutgers	2007-08

## SINGLE-GAME INDIVIDUAL RECORDS

### Minutes Played

73	Bobby Austin v. Bradley	1981-82
64	Dwight Jones v. Bradley	1981-82
63	Junior Johnson v. Bradley	1981-82
	Mike Williams v. Bradley	1981-82
60	David Kennedy v. Memphis	1980-81
56	Troy Caupain vs. UConn	2015-16

### Points

62	O. Robertson v. North Texas	1959-60
56	O. Robertson v. S. Hall	1957-58
	O. Robertson v. Arkansas	1957-58
50	O. Robertson v. St. Louis	1957-58
	O. Robertson v. Wichita St.	1957-58
	O. Robertson v. Iowa	1959-60

### Field Goals Made

23	O. Robertson v. North Texas	1959-60
22	O. Robertson v. S. Hall	1957-58
21	O. Robertson v. Arkansas	1957-58
19	Larry Imburgia v. Cedarville	1950-51
	O. Robertson v. Kansas	1959-60

### Field Goals Attempted

36	O. Robertson v. Arkansas	1957-58
34	O. Robertson v. Miami (Ohio)	1958-59
33	Jack Twyman v. WKU	1954-55
	O. Robertson v. Iowa	1959-60
32	Jack Twyman v. Ball State	1954-55
	O. Robertson v. Seton Hall	1957-58
	O. Robertson v. Bradley	1959-60
	O. Robertson v. Wichita State	1959-60
	LaZelle Durden v. Wyoming	1994-95

### Field Goal Percentage (min. 10 made)

.933	Danny Fortson v. E. Mich. (14-15)	1996-97
.923	George Wilson v. Ohio (12-13)	1962-63
.917	Kenyon Martin v. UNLV (11-12)	1998-99
.909	Erik Martin v. SEMO (10-11)	1992-93
	Eric Hicks v. DePaul (10-11)	2004-05

### 3-Point Field Goals Made

10	Melvin Levett v. EKU	1997-98
9	LaZelle Durden v. Memphis	1993-94
	Deonta Vaughn v. Wofford	2006-07
	Deonta Vaughn v. C. Carolina	2007-08
	Landers Nolley II vs. Arizona	2022-23
8	Nick Van Exel v. Temple	1992-93
	LaZelle Durden v. Temple	1993-94
	LaZelle Durden v. Austin Peay	1993-94
	LaZelle Durden v. Chicago St.	1993-94
	LaZelle Durden v. Saint Louis	1993-94
	LaZelle Durden v. Dayton	1993-94
	Melvin Levett v. Oakland	1998-99
	Steve Logan v. Oakland	1998-99
	Field Williams v. Cop. State	2003-04
	Tony Bobbitt v. USF	2003-04
	Deonta Vaughn v. Connecticut	2007-08
	Sean Kilpatrick v. N.C. A&T	2012-13

### 3-Point Field Goals Attempted

20	LaZelle Durden v. Wyoming	1994-95
----	---------------------------	---------

17	LaZelle Durden v. Temple	1993-94
	LaZelle Durden v. Dayton	1993-94
	Deonta Vaughn v. Wofford	2006-07
16	Darnell Burton v. MS State	1995-96
	Melvin Levett v. Oakland	1998-99
	Deonta Vaughn v. USF	2006-07

### 3-Point Field Goal Percentage (min. 5 made)

1.000	Field Williams v. Louisville (5-5)	2001-02
1.000	Marcus Sikes v. G'town (5-5)	2006-07
1.000	Sean Kilpatrick v. Wright St. (5-5)	2010-11
1.000	Justin Jenifer v. SMU (5-5)	2018-19
.833	Darnell Burton v. Xavier (5-6)	1995-96
.800	Field Williams v. Cop. State (8-10)	2003-04

### Free Throws Made

22	O. Robertson v. North Texas	1958-59
20	O. Robertson v. Wichita St.	1957-58
19	Deonta Vaughn v. Notre Dame	2008-09
	O. Robertson v. St. Bona.	1959-60
18	O. Robertson v. Drake	1959-60
	Bobby Brannen v. M'sota	1997-98

### Free Throws Attempted

25	O. Robertson v. N. Texas	1958-59
	O. Robertson v. St. Bon.	1959-60
22	Deonta Vaughn v. N.Dame	2008-09
	O. Robertson v. Miami (OH)	1957-58
	Jarron Cumberland v. Temple	2019-20
21	O. Robertson v. Wichita St.	1957-58
	Chris McNeal v. BGSU	2019-20
20	O. Robertson v. New York	1958-59
	O. Robertson v. Drake	1959-60
	Bobby Brannen v. Minnesota	1997-98
	Jason Maxiell v. Valparaiso	2003-04

### Free Throw Percentage (min. 10 made, all at 100%)

	Sean Kilpatrick v. Iowa State (16-16)	12-13
	O. Robertson v. Xavier (14-14)	57-58
	Bobby Brannen v. S. Miss. (14-14)	97-98
	O. Robertson v. Seton Hall (12-12)	57-58
	Steve Logan v. Iowa State (12-12)	99-00
	David DeJulius v. Houston (12-12)	21-22
	Steve Logan v. USF (11-11)	00-01
	Sean Kilpatrick v. Louisville (11-11)	13-14
	Junior Johnson v. Xavier (10-10)	82-83
	Bobby Brannen v. M'head St. (10-10)	97-98
	Steve Logan v. W. Forest (10-10)	01-02
	Eric Hicks v. Louisville (10-10)	05-06
	Yancy Gates v. G'town (10-10)	2010-11

### Rebounds

33	Connie Dierking v. Loyola (La.)	1956-57
31	Connie Dierking v. North Texas	1957-58
30	Jack Twyman v. Miami (OH)	1954-55
	Connie Dierking v. GW	1955-56

### Assists

16	Steve Logan v. Copp. State	2001-02
----	----------------------------	---------

15	Eddie Lee v. Seton Hall	1978-79
13	O. Robertson v. K-State	1958-59
12	O. Robertson v. Pacific	1958-59
	O. Robertson v. DePaul	1959-60
	Dean Foster v. Wichita State	1965-66
	Eddie Lee v. West Virginia	1978-79
	Eddie Lee v. Florida State	1978-79
	Eddie Lee v. North Carolina	1979-80
	Elnardo Givens v. S. Florida	1987-88
	David DeJulius v. SMU	2020-21
	David DeJulius v. ECU	2022-23

### Steals

8	Dick Dallmer v. Xavier	1948-49
	Tony Bobbitt v. Coppin State	2003-04
7	Michael Horton v. L'ville	1997-98
	Cashmere Wright v. Villanova	2011-12
6	Brian Williams v. Kent State	1976-77
	Brian Williams v. St. Joe's (Ind.)	1976-77
	Eddie Lee v. Rutgers	1976-77
	Bobby Austin v. Tulane	1978-79
	Kenneth Henry v. EKU	1985-86
	Ronnie Ellison v. NKU	1987-88
	Ronnie Ellison v. Virginia Tech	1987-88
	Allen Jackson v. Saint Louis	1991-92
	Terry Nelson v. Ga. Southern	1992-93
	Erik Martin v. Xavier	1992-93
	Charles Williams v. Howard	1996-97
	Kenyon Martin v. Nicholls State	1998-99
	Deonta Vaughn v. NC State	2006-07
	Cashmere Wright v. Villanova	2011-12
	Sean Kilpatrick v. Ark.-Pine Bluff	2011-12

### Blocked Shots

10	Rick Roberson v. Bradley	1966-67
	Jim Ard v. Miami (Ohio)	1968-69
	Kenyon Martin v. DePaul	1997-98
	Kenyon Martin v. Memphis	1999-00
	Eric Hicks v. Marquette	2005-06
8	George Wilson v. Dayton	1963-64
	Kenyon Martin v. Louisville	1997-98
	Eric Hicks v. Xavier	2003-04
	Jason Maxiell v. Houston	2004-05

### Turnovers

11	Dean Foster v. Wichita St.	1965-66
10	Derrek Dickey v. Louisville	1971-72
	Dwight Jones v. Augustana	1979-80

# INDIVIDUAL SEASON RECORDS

### Games Played

37	Dion Dixon	2011-12
	Justin Jackson	2011-12
	Sean Kilpatrick	2011-12
	Cashmere Wright	2011-12

### Games Started

37	Dion Dixon	2011-12
	Sean Kilpatrick	2011-12
36	Troy Caupain	2016-17
	Jacob Evans III	2016-17
	Kevin Johnson	2016-17
	Jacob Evans III	2017-18
	Gary Clark	2017-18
	Jarron Cumberland	2017-18
	Mika Adams-Woods	2022-23
	David DeJulius	2022-23
	Landers Nolley II	2022-23
35	Steve Logan	2001-02
	Immanuel McElroy	2001-02
	Leonard Stokes	2001-02
	Nysier Brooks	2018-19
	Jarron Cumberland	2018-19
	Trevon Scott	2018-19

### Minutes Played

1312	Andre Tate	1989-90
1277	Sean Kilpatrick	2011-12
1265	Dion Dixon	2011-12
1220	Louis Banks	1989-90
1204	Kenny Satterfield	2000-01
1198	Steve Logan	2001-02
1186	Deonta Vaughn	2008-09
1172	Oscar Robertson	1958-59
1170	David DeJulius	2022-23
1169	Sean Kilpatrick	2012-13
1162	Troy Caupain	2016-17
1157	Landers Nolley II	2022-23

### Points

1011	Oscar Robertson (33.7)	1959-60
984	Oscar Robertson (35.1)	1957-58
978	Oscar Robertson (32.6)	1958-59
770	Steve Logan (22.0)	2001-02
712	Jack Twyman (24.6)	1954-55
703	Danny Fortson (21.3)	1996-97
701	Sean Kilpatrick (20.6)	2013-14

### Scoring Average

35.1	Oscar Robertson	1957-58
33.7	Oscar Robertson	1959-60
32.6	Oscar Robertson	1958-59
24.6	Jack Twyman	1954-55
24.5	Pat Cummings	1978-79

### Field Goals Made

369	Oscar Robertson	1959-60
352	Oscar Robertson	1957-58
331	Oscar Robertson	1958-59
285	Jack Twyman	1954-55
270	Pat Cummings	1978-79

### Field Goals Attempted

701	Oscar Robertson	1959-60
650	Oscar Robertson	1958-59
628	Jack Twyman	1954-55
617	Oscar Robertson	1957-58
538	Steve Logan	2001-02

### Field Goal Shooting Pct (min. 5 FG/ game)

.642	Pat Cummings (212-330)	1977-78
.620	Danny Fortson (243-392)	1996-97

.618	Robert Miller (180-291)	1976-77
.603	Erik Martin (164-272)	1992-93

### 3-Point Field Goals Made

127	LaZelle Durden	1994-95
102	LaZelle Durden	1993-94
97	Deonta Vaughn	2007-08
94	Darnell Burton	1996-97
93	Sean Kilpatrick	2013-14
92	Sean Kilpatrick	2011-12
90	Field Williams	2003-04

### 3-Point Field Goals Attempted

339	LaZelle Durden	1994-95
267	Sean Kilpatrick	2012-13
267	Sean Kilpatrick	2013-14
248	Nick Van Exel	1992-93
247	Field Williams	2002-03
245	Sean Kilpatrick	2011-12

### 3-Point Field Goal Percentage

.476	Roger McClendon (80-168)	1986-87
.444	Justin Jenifer (60-135)	2018-19
.438	Steve Sanders (53-121)	1989-90
.437	Field Williams (90-206)	2003-04
.431	Field Williams (59-137)	2001-02

### Free Throws Made

316	Oscar Robertson	1958-59
280	Oscar Robertson	1957-58
273	Oscar Robertson	1959-60
220	Danny Fortson	1995-96
217	Danny Fortson	1996-97

### Free Throws Attempted

398	Oscar Robertson	1958-59
361	Oscar Robertson	1959-60
355	Oscar Robertson	1957-58
292	Danny Fortson	1995-96
281	Danny Fortson	1996-97

### Free Throw Percentage (min. 2 FT/ game)

.892	Ron Bonham (173-194)	1962-63
.881	Gary Yoder (111-126)	1976-77
.880	Steve Logan (132-150)	2000-01
.873	Steve Logan (192-220)	2001-02
.873	Mika Adams-Woods (48-55)	2020-21
.867	Charley Snow (72-83)	1969-70
	D'Juan Baker (72-83)	1997-98

### Consecutive Free Throws Made

32	Steve Logan	2000-01
31	Bobby Brannen	1997-98
30	Gary Yoder	1976-77

### Rebounds

489	Oscar Robertson	1958-59
478	Jack Twyman	1954-55
433	Connie Dierking	1956-57
425	Oscar Robertson	1957-58
424	Oscar Robertson	1959-60

### Rebound Average

18.8	Connie Dierking	1956-57
16.5	Jack Twyman	1954-55
	Jack Twyman	1953-54
16.3	Oscar Robertson	1954-55
15.2	Oscar Robertson	1957-58
	Jim Ard	1969-70

### Assists

219	Oscar Robertson	1959-60
206	Oscar Robertson	1958-59
192	David DeJulius	2022-23
189	Keith LeGree	1995-96
187	Steve Logan	2001-02

### Steals

74	Cashmere Wright	2011-12
66	Brian Williams	1976-77
	David Kennedy	1978-79
65	Devan Downey	2005-06

### Blocked Shots

113	Eric Hicks	2005-06
107	Kenyon Martin	1999-00
99	Justin Jackson	2013-14
91	Jason Maxiell	2004-05
90	Cheikh Mbodj	2012-13
83	Kenyon Martin	1997-98
78	Kenyon Martin	1998-99

### Turnovers

111	Kenny Satterfield	2000-01
109	Damon Flint	1993-94
107	Deonta Vaughn	2008-09
105	Oscar Robertson	1958-59
104	Eddie Lee	1978-79

### Personal Fouls

128	Keith Starks	1989-90
119	Danny Fortson	1994-95
118	Danny Fortson	1995-96
117	Cheikh Mbodj	2012-13
116	Art Long	1994-95

### Disqualifications

12	Keith Starks	1989-90
10	Joe Luchi	1950-51
	Al Armstrong	1951-52

## 500-POINT CLUB

PLAYER	SEASON	G	PTS	AVG.
Oscar Robertson	1959-60	30	1011	33.7
Oscar Robertson	1957-58	28	984	35.1
Oscar Robertson	1958-59	30	978	32.6
Steve Logan	2001-02	35	770	22.0
Jack Twyman	1954-55	29	712	24.6
Danny Fortson	1996-97	33	703	21.3
Sean Kilpatrick	2013-14	34	701	20.6
Danny Fortson	1995-96	33	664	20.1
Pat Cummings	1978-79	27	661	24.5
Jarron Cumberland	2018-19	35	657	18.8
Ron Bonham	1963-64	26	634	24.4
Herb Jones	1991-92	34	614	18.1
LaZelle Durden	1994-95	34	609	17.9
Louis Banks	1989-90	34	608	17.9
Landers Nolley II	2022-23	36	606	16.8
Steve Logan	2000-01	34	597	17.6
Ron Bonham	1962-63	28	589	21.0
Kenyon Martin	1999-00	31	585	18.9
Andre Tate	1989-90	34	582	17.1
Sean Kilpatrick	2012-13	34	577	17.0
Lloyd Batts	1973-74	27	576	21.3
Nick Van Exel	1992-93	31	568	18.3
Deonta Vaughn	2007-08	32	554	17.3
Roger McClendon	1986-87	27	537	19.9
James White	2005-06	33	537	16.3
David DeJulius	2022-23	36	534	14.8
Sean Kilpatrick	2011-12	37	528	14.3
Lloyd Batts	1972-73	26	522	20.1
Paul Hogue	1961-62	31	521	16.8
Anthony Buford	1991-92	34	521	15.3
Jim Ard	1969-70	27	519	19.2
Phil Wheeler	1955-56	24	517	21.5
Danny Fortson	1994-95	34	514	15.1
Bob Wiesenhahn	1960-61	30	513	17.1
Eric Hicks	2005-06	34	511	15.0
Jason Maxiell	2004-05	33	506	15.3
Kenny Satterfield	2000-01	35	504	14.4
Paul Hogue	1960-61	30	503	16.8

## INDIVIDUAL CAREER RECORDS

**Games Played**

140	Sean Kilpatrick	2010-11/2013-14
139	Cashmere Wright	2009-10/2012-13
	Gary Clark	2014-15/2017-18
137	Dion Dixon	2008-09/2011-12
	Troy Caupain	2013-14/2016-17
136	Justin Jackson	2010-11/2013-14
	Kevin Johnson	2013-14/2016-17
	Trevon Scott	2017-18/2019-20
135	Steve Logan	1998-99/2001-02
133	Jarron Cumberland	2016-17/2019-20
132	Larry Davis	2007-08/2010-11
	Yancy Gates	2008-09/2011-12
	Justin Jenifer	2015-16/2018-19
131	Keith Gregor	1992-93/1995-96
130	Darnell Burton	1993-94/1996-97
130	Jermaine Sanders	2011-12/2014-15
129	Bobby Brannen	1994-95/1997-98
	Leonard Stokes	1999-00/2002-03
	Jason Maxiell	2001-02/2004-05
	Deonta Vaughn	2006-07/2009-10
	Shaq Thomas	2012-13/2015-16

**Consecutive Games Played**

140	Sean Kilpatrick	2010-11/2013-14
139	Gary Clark	2014-15/2017-18
137	Troy Caupain	2013-14/2016-17
131	Keith Gregor	1992-93/1995-96
129	Jason Maxiell	2001-02/2004-05
112	Dwight Jones	1979-80/1982-83

**Games Started**

137	Gary Clark	2014-15/2017-18
123	Deonta Vaughn	2006-07/2009-10
114	Cashmere Wright	2009-10/2012-13
112	Dwight Jones	1979-80/1982-83
108	Roger McClendon	1984-85/1987-88
106	Steve Logan	1998-99/2001-02
105	Sean Kilpatrick	2010-11/2013-14

**Career Victories**

111	Steve Logan	1998-99/2001-02
108	Trevon Scott	2016-17/2019-20
107	Justin Jenifer	2015-16/2018-19
106	Gary Clark	2014-15/2017-18
105	Jarron Cumberland	2016-17/2019-20
102	Troy Caupain	2013-14/2016-17
101	Sean Kilpatrick	2010-11/2013-14
	Kevin Johnson	2013-14/2016-17
100	Keith Gregor	1992-93/1995-96
100	Bobby Brannen	1994-95/1997-98
99	Justin Jackson	2010-11/2013-14
98	Jason Maxiell	2001-02/2004-05

**Minutes Played**

4315	Sean Kilpatrick	2010-11/2013-14
4310	Deonta Vaughn	2006-07/2009-10
4003	Gary Clark	2014-15/2017-18
3980	Troy Caupain	2013-14/2016-17
3946	Dwight Jones	1979-80/1982-83
3902	Steve Logan	1998-99/2001-02
3724	Jarron Cumberland	2016-17/2019-20
3650	Cashmere Wright	2009-10/2012-13
3631	Louis Banks	1987-88/1990-91
3619	Damon Flint	1993-94/1996-97

**Points**

2973	Oscar Robertson	1957-58/1959-60
2145	Sean Kilpatrick	2010-11/2013-14
1985	Steve Logan	1998-99/2001-02
1885	Deonta Vaughn	2006-07/2009-10
1881	Danny Fortson	1994-95/1996-97
1789	Roger McClendon	1984-85/1987-88

**Scoring Average**

33.8	Oscar Robertson	1957-58/1959-60
20.1	Lloyd Batts	1971-72/1973-74
19.6	Ron Bonham	1961-62/1963-64
18.8	Danny Fortson	1994-95/1996-97
17.8	Jack Twyman	1951-52/1954-55

**Field Goals Made**

1052	Oscar Robertson	1957-58/1959-60
756	Pat Cummings	1974-75/1978-79
709	Roger McClendon	1984-85/1987-88
707	Sean Kilpatrick	2010-11/2013-14
676	Lloyd Batts	1971-72/1973-74
655	Danny Fortson	1994-95/1996-97

**Field Goals Attempted**

1968	Oscar Robertson	1957-58/1959-60
1687	Sean Kilpatrick	2010-11/2013-14
1539	Deonta Vaughn	2006-07/2009-10
1477	Jack Twyman	1951-52/1954-55
1475	Steve Logan	1998-99/2001-02
1476	Roger McClendon	1984-85/1987-88

**Field Goal Percentage (min. 400 made)**

.586	Kenyon Martin (513-875)	1996-97/1999-00
.581	Pat Cummings (756-1301)	1974-75/1978-79
.565	Danny Fortson (655-1160)	1994-95/1996-97
.561	Robert Miller (647-1153)	1974-75/1977-78
.535	Oscar Robertson (1052-1968)	1957-58/1959-60

**3-Point Field Goals Made**

313	Deonta Vaughn	2006-07/2009-10
	Sean Kilpatrick	2010-11/2013-14
306	Darnell Burton	1993-94/1996-97
262	Field Williams	2000-01/2003-04
260	LaZelle Durden	1992-93/1994-95
258	Steve Logan	1998-99/2001-02

**3-Point Field Goals Attempted**

913	Deonta Vaughn	2006-07/2009-10
901	Sean Kilpatrick	2010-11/2013-14
777	Darnell Burton	1993-94/1996-97
682	Steve Logan	1998-99/2001-02
675	LaZelle Durden	1992-93/1994-95

**3-Point Field Goal Percentage (min. 100 made)**

.401	Field Williams (262-654)	2000-01/2003-04
.398	Justin Jenifer (117-294)	2015-16/2018-19
.394	Darnell Burton (306-777)	1993-94/1996-97
.385	LaZelle Durden (260-675)	1992-93/1994-95
.378	Steve Logan (258-682)	1998-99/2001-02
.377	Jacob Evans III (174-462)	2015-16/2017-18
.366	Farad Cobb (127-347)	2014-15/2015-16
.358	Nick Van Exel (147-411)	1991-92/1992-93

**Free Throws Made**

869	Oscar Robertson	1957-58/1959-60
571	Danny Fortson	1994-95/1996-97
458	Ron Bonham	1961-62/1963-64
445	Steve Logan	1998-99/2001-02
440	Jason Maxiell	2001-02/2004-05

**Free Throws Attempted**

1114	Oscar Robertson	1957-58/1959-60
769	Danny Fortson	1994-95/1996-97
674	Jason Maxiell	2001-02/2004-05
599	Jarron Cumberland	2016-17/2019-20
596	Louis Banks	1987-88/1990-91
551	Ron Bonham	1961-62/1963-64

**Free Throw Percentage (min. 200 made)**

.861	Steve Logan (445-517)	1998-99/2001-02
.831	Ron Bonham (458-551)	1961-62/1963-64
.818	James White (274-335)	2003-04/2005-06
.796	Deonta Vaughn (256-447)	2006-07/2009-10
.793	Bobby Brannen (275-347)	1994-95/1997-98

**Rebounds**

1338	Oscar Robertson	1957-58/1959-60
1242	Jack Twyman	1951-52/1954-55
1132	Gary Clark	2014-15/2017-18
1088	Paul Hogue	1959-60/1961-62
1060	Robert Miller	1974-75/1977-78
983	Dwight Jones	1979-80/1982-83

**Rebound Average**

15.2	Oscar Robertson	1957-58/1959-60
13.8	Jack Twyman	1951-52/1954-55
13.5	Connie Dierking	1955-56/1957-58
12.4	Rick Roberson	1966-67/1968-69
12.3	Jim Ard	1967-68/1969-70

**Assists**

515	Troy Caupain	2013-14/2016-17
511	Deonta Vaughn	2006-07/2009-10
500	Eddie Lee	1976-77/1979-80
482	Cashmere Wright	2009-10/2012-13
456	Steve Logan	1998-99/2001-02
425	Oscar Robertson	1957-58/1959-60
415	Jarron Cumberland	2016-17/2019-20
407	Damon Flint	1993-94/1996-97

**Steals**

198	Cashmere Wright	2009-10/2012-13
189	David Kennedy	1977-78/1980-81
184	Darnell Burton	1993-94/1996-97
172	Deonta Vaughn	2006-07/2009-10
166	Sean Kilpatrick	2010-11/2013-14
163	Eddie Lee	1976-77/1979-80
	Gary Clark	2014-15/2017-18
153	Louis Banks	1987-88/1990-91

**Blocked Shots**

292	Kenyon Martin	1996-97/1999-00
256	Eric Hicks	2002-03/2005-06
252	Jason Maxiell	2001-02/2004-05
219	Justin Jackson	2010-11/2013-14
180	Gary Clark	2014-15/2017-18
153	Donald Little	1998-99/2001-02
146	Rick Roberson	1966-67/1968-69

**Personal Fouls**

391	Dwight Jones	1979-80/1982-83
382	Keith Starks	1987-88/1990-91
369	Justin Jackson	2010-11/2013-14
345	Danny Fortson	1994-95/1996-97
343	Louis Banks	1987-88/1990-91

**Disqualifications**

24	Dwight Jones	1979-80/1982-83
	Keith Starks	1987-88/1990-91





## ANNUAL LEADERS

## FIELD GOAL PERCENTAGE

SEASON	PLAYER	FG	FGA	PCT
2022-23	Viktor Lakhin	158	256	.617
2021-22	Viktor Lakhin	50	93	.538
2020-21	Chris Vogt	47	84	.560
2019-20	Chris Vogt	136	210	.648
2018-19	Nysier Brooks	99	185	.535
2017-18	Gary Clark	160	304	.526
2016-17	Gary Clark	146	276	.529
2015-16	Coreontae DeBerry	75	133	.564
2014-15	Octavius Ellis	122	219	.557
2013-14	Justin Jackson	160	301	.532
2012-13	Cheikh Mbodj	59	127	.465
2011-12	Justin Jackson	77	148	.520
2010-11	Yancy Gates	162	317	.511
2009-10	Yancy Gates	155	297	.522
2008-09	Steve Toyloy	46	78	.590
2007-08	John Williamson	142	294	.483
2006-07	John Williamson	157	322	.488
2005-06	James White	177	363	.488
2004-05	Jason Maxiell	164	302	.543
2003-04	Eric Hicks	82	139	.590
2002-03	Jason Maxiell	129	290	.445
2001-02	Jason Maxiell	117	212	.552
2000-01	Immanuel McElroy	97	174	.557
1999-00	Kenyon Martin	221	389	.568
1998-99	Pete Mickeal	182	312	.583
1997-98	Kenyon Martin	124	198	.626
1996-97	Danny Fortson	243	392	.620
1995-96	Danny Fortson	222	413	.538
1994-95	Danny Fortson	190	355	.535
1993-94	Mike Harris	60	116	.517
1992-93	Erik Martin	164	272	.603
1991-92	Herb Jones	230	417	.552
1990-91	Herb Jones	192	382	.503
1989-90	Leveritis Robinson	176	358	.492
1988-89	Cedric Glover	126	225	.560
1987-88	Cedric Glover	206	373	.552
1986-87	Joe Stiffend	124	251	.494
1985-86	Roger McClendon	197	388	.508
1984-85	Roger McClendon	160	306	.523
1983-84	Mark Dorris	190	397	.479
1982-83	Dwight Jones	184	383	.480
1981-82	Dwight Jones	151	281	.537
1980-81	Dwight Jones	129	239	.540
1979-80	Eddie Lee	173	367	.471
1978-79	Pat Cummings	270	490	.551
1977-78	Pat Cummings	212	330	.642
1976-77	Robert Miller	180	291	.618
1975-76	Pat Cummings	163	219	.560
1974-75	Pat Cummings	111	190	.584
1973-74	Lloyd Batts	246	506	.486
1972-73	Jesse Jemison	90	185	.486
1971-72	Derrek Dickey	197	395	.499
1970-71	Greg Jurcisin	85	162	.525
1969-70	Steve Wenderfer	112	223	.502
1968-69	Rick Roberson	168	321	.523
1967-68	Rick Roberson	153	315	.486
1966-67	Mike Rolf	145	182	.514
1965-66	Mike Rolf	92	172	.535
1964-65	Don Rolfes	116	224	.518
1963-64	Ron Bonham	222	430	.516
1962-63	George Wilson	160	299	.535
1961-62	George Wilson	109	216	.505
1960-61	Paul Hogue	205	391	.532
1959-60	Larry Willey	98	157	.648
1958-59	Mike Mendenhall	137	267	.513
1957-58	Oscar Robertson	352	617	.571
1956-57	Connie Dierking	162	357	.454
1955-56	Phil Wheeler	180	390	.462
1954-55	Jack Twyman	285	628	.454
1953-54	Phil Wheeler	69	164	.421
1952-53	Jack Twyman	136	323	.421
1951-52	Dick Vogele	48	131	.366
1950-51	Joe Luchi	108	241	.448
1949-50	Jim Holstein	137	360	.380
1948-49	Ralph Richter	163	447	.365

## FREE THROW PERCENTAGE

SEASON	PLAYER	FT	FTA	PCT
2022-23	David DeJulius	95	111	.856
2021-22	David DeJulius	89	108	.824
2020-21	Mika Adams-Woods	48	55	.873
2019-20	Keith Williams	80	101	.792
2018-19	Jarron Cumberland	163	211	.773
2017-18	Justin Jenifer	44	57	.772
2016-17	Kevin Johnson	34	42	.810
2015-16	Jacob Evans III	45	56	.804
2014-15	Troy Caupain	82	104	.788
2013-14	Sean Kilpatrick	180	213	.845
2012-13	Cashmere Wright	65	81	.802
2011-12	Sean Kilpatrick	66	88	.750
2010-11	Dion Dixon	93	122	.762
2009-10	Deonta Vaughn	91	110	.827
2008-09	Deonta Vaughn	97	120	.808
2007-08	Marvin Gentry	29	36	.806
2006-07	Cedric McGowan	46	61	.754
2005-06	James White	134	160	.838
2004-05	Nick Williams	56	70	.800
2003-04	Tony Bobbitt	43	51	.843
2002-03	Leonard Stokes	131	185	.708
2001-02	Steve Logan	192	220	.873
2000-01	Steve Logan	132	150	.880
1999-00	Steve Logan	73	86	.849
1998-99	Melvin Levett	67	89	.753
1997-98	D'Juan Baker	72	83	.867
1996-97	Darnell Burton	65	84	.774
1995-96	Danny Fortson	220	292	.753
1994-95	LaZelle Durden	74	92	.804
1993-94	LaZelle Durden	56	72	.778
1992-93	Nick Van Exel	87	120	.725
1991-92	Anthony Buford	144	186	.774
1990-91	Allen Jackson	70	95	.737
1989-90	Louis Banks	156	206	.757
1988-89	Elnardo Givens	71	96	.740
1987-88	Andre Tate	57	77	.740
1986-87	Steve Jackson	54	68	.794
1985-86	Roger McClendon	63	83	.759
1984-85	Myron Hughes	45	58	.776
1983-84	Derrick McMillan	102	136	.750
1982-83	Mark Dorris	77	115	.670
1981-82	Junior Johnson	51	67	.761
1980-81	Bobby Austin	46	54	.852
1979-80	Junior Johnson	70	89	.787
1978-79	Eddie Lee	91	110	.827
1977-78	Pat Cummings	121	147	.823
1976-77	Steve Collier	56	70	.800
1975-76	Gary Yoder	111	126	.881
1974-75	Gary Yoder	69	84	.821
1973-74	Garry Kamstra	66	78	.846
1972-73	Lloyd Batts	84	121	.694
1971-72	Dave Johnson	65	84	.774
1970-71	Dave Johnson	53	67	.791
1969-70	Steve Wenderfer	94	122	.770
1968-69	Charley Snow	72	83	.867
1967-68	Gordon Smith	50	72	.694
1966-67	Dean Foster	41	57	.719
1965-66	Mike Rolf	57	79	.722
1964-65	Mike Rolf	47	67	.701
1963-64	Don Rolfes	110	147	.748
1962-63	Ron Bonham	190	232	.819
1961-62	Ron Bonham	173	194	.892
1960-61	Ron Bonham	95	125	.760
1959-60	Carl Bouldin	72	90	.800
1958-59	Oscar Robertson	273	361	.756
1957-58	Oscar Robertson	316	398	.794
1956-57	Oscar Robertson	280	355	.789
1955-56	Frank Nimmo	65	83	.783
1954-55	Dave Plunkett	101	127	.795
1953-54	Jack Twyman	142	192	.740
1952-53	Fred Moeves	79	104	.760
1951-52	Bill Lammert	83	110	.755
1950-51	Bob Rain	37	58	.638
1949-50	Bob Frith	68	96	.708
1948-49	Dan Monk	18	26	.692
1947-48	Bill Westerfeld	50	63	.794

## 3-POINT FIELD GOAL PERCENTAGE

SEASON	PLAYER	3FG	3FGA	PCT
2022-23	Landers Nolley II	96	230	.417
2021-22	Jeremiah Davenport	83	231	.359
2020-21	Jeremiah Davenport	48	127	.378
2019-20	Jaevin Cumberland	64	182	.352
2018-19	Justin Jenifer	60	135	.444
2017-18	Cane Broome	32	82	.390
2016-17	Jacob Evans III	69	165	.418
2015-16	Farad Cobb	74	188	.394
2014-15	Troy Caupain	31	76	.408
2013-14	Jermaine Sanders	35	93	.376
2012-13	JaQuon Parker	40	100	.400
2011-12	Sean Kilpatrick	92	245	.376
2010-11	Sean Kilpatrick	46	122	.377
2009-10	Deonta Vaughn	72	213	.338
2008-09	Larry Davis	43	122	.352
2007-08	Deonta Vaughn	97	244	.398
2006-07	Marcus Sikes	45	106	.425
2005-06	James White	49	131	.374
2004-05	James White	36	94	.383
2003-04	Field Williams	90	206	.437
2002-03	Taron Barker	38	87	.437
2001-02	Field Williams	59	137	.431
2000-01	Steve Logan	79	202	.391
1999-00	Steve Logan	50	120	.417
1998-99	Alvin Mitchell	31	82	.378
1997-98	Melvin Levett	73	193	.378
1996-97	Darnell Burton	94	236	.398
1995-96	Darnell Burton	89	215	.414
1994-95	Darnell Burton	74	192	.385
1993-94	LaZelle Durden	102	244	.418
1992-93	Nick Van Exel	85	248	.343
1991-92	Herb Jones	36	87	.414
1990-91	Keith Starks	27	75	.360
1989-90	Steve Sanders	53	121	.438
1988-89	Steve Jackson	22	67	.328
1987-88	Roger McClendon	53	157	.338
1986-87	Roger McClendon	80	168	.476



Danny Fortson led the Bearcats in field goal percentage for three consecutive seasons from 1995-1997.

**ANNUAL LEADERS**

**STEALS**

SEASON	PLAYER	G	STLS	AVG
2022-23	David DeJulius	36	40	1.1
2021-22	Abdul Ado	32	32	1.0
	John Newman III	32	32	1.0
2020-21	Keith Williams	23	27	1.2
	Tari Eason	23	27	1.2
2019-20	Trevon Scott	30	46	1.5
2018-19	Jarron Cumberland	35	40	1.1
2017-18	Gary Clark	36	51	1.4
2016-17	Jacob Evans III	36	46	1.3
2015-16	Farad Cobb	31	42	1.4
2014-15	Troy Caupain	34	41	1.2
2013-14	Justin Jackson	34	55	1.6
2012-13	Cashmere Wright	33	52	1.6
2011-12	Cashmere Wright	37	74	2.0
2010-11	Cashmere Wright	35	47	1.3
2009-10	Deonta Vaughn	35	43	1.2
2008-09	Deonta Vaughn	32	43	1.3
2007-08	Jamual Warren	26	40	1.5
2006-07	Deonta Vaughn	30	55	1.8
	Jamual Warren	30	55	1.8
2005-06	Devan Downey	34	65	1.9
2004-05	Jason Maxiell	33	33	1.0
2003-04	Tony Bobbitt	32	48	1.5
2002-03	Leonard Stokes	29	37	1.3
2001-02	Steve Logan	35	32	0.9
2000-01	Kenny Satterfield	35	60	1.7
1999-00	Pete Mickeal	32	46	1.4
1998-99	Pete Mickeal	33	51	1.5
1997-98	Michael Horton	29	55	1.9
1996-97	Charles Williams	28	40	1.4
	Damon Flint	31	44	1.4
1995-96	Damon Flint	33	46	1.4
1994-95	Darnell Burton	34	43	1.3
1993-94	Darnell Burton	32	62	1.9
1992-93	Nick Van Exel	31	55	1.8
1991-92	Anthony Buford	34	50	1.4
1990-91	Allen Jackson	30	48	1.6
1989-90	Louis Banks	34	61	1.8
1988-89	Elnardo Givens	27	46	1.7
1987-88	Ronnie Ellison	25	30	1.2
1986-87	Roger McClendon	27	46	1.7
1985-86	Roger McClendon	28	37	1.3
1984-85	Derrick McMillan	31	40	1.3
1983-84	Tony Wilson	27	24	0.9
1982-83	Junior Johnson	28	29	1.0
1981-82	Kevin Gaffney	26	17	0.7
	Derrick McMillan	26	17	0.7
1980-81	David Kennedy	29	56	1.9
1979-80	Eddie Lee	28	56	2.0
1978-79	David Kennedy	27	66	2.4
1977-78	Eddie Lee	19	30	1.6
1976-77	Brian Williams	30	66	2.2

**BLOCKS**

SEASON	PLAYER	G	BLKS	AVG
2022-23	Viktor Lakhin	33	46	1.4
2021-22	Abdul Ado	32	48	1.5
2020-21	Tari Eason	23	29	1.3
2019-20	Chris Vogt	30	47	1.6
2018-19	Nysier Brooks	35	51	1.5
2017-18	Kyle Washington	36	50	1.4
2016-17	Kyle Washington	36	42	1.2
	Gary Clark	36	42	1.2
2015-16	Ocatvius Ellis	33	50	1.5
2014-15	Octavius Ellis	34	67	2.0
2013-14	Justin Jackson	34	99	2.9
2012-13	Cheikh Mbodj	34	90	2.6
2011-12	Justin Jackson	37	61	1.6
2010-11	Yancy Gates	34	43	1.3
2009-10	Yancy Gates	35	30	0.9
2008-09	Yancy Gates	32	32	1.0
2007-08	Anthony McClain	31	26	0.8
2006-07	Cedric McGowan	30	15	0.5
2005-06	Eric Hicks	34	113	3.3
2004-05	Jason Maxiell	33	91	2.8
2003-04	Jason Maxiell	32	66	2.1
2002-03	Jason Maxiell	29	43	1.5
2001-02	Donald Little	35	60	1.7
2000-01	Donald Little	35	68	1.9
1999-00	Kenyon Martin	31	107	3.5
1998-99	Kenyon Martin	33	78	2.4
1997-98	Kenyon Martin	30	83	2.8
1996-97	Kenyon Martin	22	24	1.2
1995-96	Art Long	33	50	1.5
1994-95	Art Long	32	56	1.8
1993-94	Damon Flint	32	19	0.6
1992-93	Corie Blount	21	33	1.6
1991-92	Corie Blount	34	51	1.5
1990-91	Keith Starks	29	13	0.4
1989-90	Keith Starks	34	24	0.7
1988-89	Cedric Glover	22	16	0.7
1987-88	Cedric Glover	26	32	1.2
1986-87	Anthony May	28	15	0.5
1985-86	Myron Hughes	28	16	0.6
1984-85	Roger McClendon	31	17	0.5
1983-84	Mark Dale	27	10	0.4
1982-83	Dwight Jones	28	24	0.9
1981-82	Dwight Jones	27	14	0.5
1980-81	Dwight Jones	29	23	0.8
1979-80	Dwight Jones	28	21	0.8
1978-79	David Duart	24	15	0.6
1977-78	Robert Miller	27	59	2.2
1976-77	Robert Miller	29	59	2.0
1967-68	Rick Roberson	26	46	1.8
1966-67	Rick Roberson	26	65	2.5
1965-66	Roland West	26	34	1.3
1964-65	Roland West	26	34	1.3
1963-64	George Wilson	26	45	1.7
1962-63	George Wilson	28	38	1.4
1961-62	Paul Hogue	31	62	2.0

**ASSISTS**

SEASON	PLAYER	G	ASTS	AVG
2022-23	David DeJulius	36	192	5.3
2021-22	Mika Adams-Woods	33	101	3.1
2020-21	David DeJulius	19	80	4.2
2019-20	Jarron Cumberland	27	133	4.9
2018-19	Jarron Cumberland	35	127	3.6
2017-18	Jacob Evans III	36	113	3.1
2016-17	Troy Caupain	36	158	4.4
2015-16	Troy Caupain	33	160	4.8
2014-15	Troy Caupain	34	121	3.6
2013-14	Sean Kilpatrick	34	86	2.5
2012-13	Cashmere Wright	33	106	3.2
2011-12	Cashmere Wright	37	169	4.6
2010-11	Cashmere Wright	35	138	3.9
2009-10	Deonta Vaughn	35	123	3.5
2008-09	Deonta Vaughn	32	149	4.7
2007-08	Deonta Vaughn	32	133	4.2
2006-07	Deonta Vaughn	30	106	3.5
2005-06	Devan Downey	34	147	4.3
2004-05	James White	33	102	3.1
2003-04	James White	27	96	3.6
2002-03	Taron Barker	28	140	5.0
2001-02	Steve Logan	35	187	5.3
2000-01	Kenny Satterfield	35	177	5.1
1999-00	Kenny Satterfield	33	178	5.4
1998-99	Michael Horton	28	97	3.5
1997-98	Michael Horton	29	138	4.8
1996-97	Damon Flint	31	125	4.0
1995-96	Keith LeGree	33	189	5.7
1994-95	Keith LeGree	28	126	4.5
1993-94	Damon Flint	32	90	2.8
1992-93	Nick Van Exel	31	138	4.5
1991-92	Nick Van Exel	34	99	2.9
1990-91	Louis Banks	30	99	3.3
1989-90	Andre Tate	34	114	3.4
1988-89	Elnardo Givens	27	136	4.2
1987-88	Elnardo Givens	28	93	3.3
1986-87	Romell Shorter	28	101	3.6
1985-86	Tony Wilson	27	93	3.4
1984-85	Derrick McMillan	31	117	3.8
1983-84	Calvin Phiffer	27	50	1.9
1982-83	Junior Johnson	28	93	3.3
1981-82	Junior Johnson	25	78	3.1
1980-81	David Kennedy	26	150	5.8
1979-80	Eddie Lee	28	159	5.7
1978-79	Eddie Lee	26	180	6.9
1977-78	Steve Collier	26	82	3.2
1976-77	Gary Yoder	30	117	3.9
1975-76	Gary Yoder	30	86	2.9
1974-75	Steve Collier	29	97	3.3
1973-74	Lloyd Batts	27	48	1.8
1972-73	Dan Murphy	26	60	2.3
1971-72	Lloyd Batts	26	60	2.3
1970-71	Charley Snow	26	60	2.3
1969-70	Don Ogletree	26	87	3.3
1968-69	Don Ogletree	26	76	2.9
1967-68	Dean Foster	26	69	2.7
1966-67	Dean Foster	26	88	3.4
1965-66	Dean Foster	28	138	4.9
1964-65	Roland West	26	67	2.6
1963-64	Ken Cunningham	22	48	2.2
1962-63	Tom Thacker	28	113	4.0
1961-62	Tony Yates	31	132	4.3
1960-61	Tom Thacker	30	113	3.8
1959-60	Oscar Robertson	30	219	7.3
1958-59	Oscar Robertson	30	206	6.9

## FIFTH THIRD ARENA RECORDS

## INDIVIDUAL

## Points

UC:	42	Melvin Levett v. E. Kentucky, 1997-98
UC Opp:	40	Trevon Bluiett, Xavier, 2016-17

## Field Goals

UC:	16	Melvin Levett v. E. Kentucky, 1997-98
UC Opp:	14	Jermaine Guise, Butler, 1993-94

## Field Goal Attempts

UC:	28	Dontonio Wingfield v. Butler, 1993-94
UC Opp:	24	Michael Wilson, Memphis, 1994-95
		Elmer Young, Youngstown St., 1999-00
		Amauri Hardy, UNLV, 2019-20

## Field Goal Percentage (Min. 10 FGM)

UC:	.933	Danny Fortson v. E. Mich., (14-15), 1996-97
UC Opp:	.800	Steve Smith, Mich. St. (12-15), 1990-91

## 3-Point Field Goals

UC:	10	Melvin Levett v. E. Kentucky, 1997-98
UC Opp:	9	Trevon Bluiett, Xavier, 2016-17

## 3-Point Field Goal Attempts

UC:	17	LaZelle Durden v. Dayton, 1993-94
	17	Deonta Vaughn v. Wofford, 2006-07
UC Opp:	17	Amauri Hardy, UNLV, 2019-20

## 3-Point Field Goal Percentage (Min. 5 3-FGM)

UC:	1.000	Field Williams, Louisville (5-5), 2001-02
	1.000	Sean Kilpatrick v. Wright St. (5-5), 2010-11
UC Opp:	1.000	Mingo Johnson, Memphis (5-5), 1994-95
	1.000	Wen Mukubu, UAB (5-5), 2006-07

## Free Throws

UC:	18	Bobby Brannen v. Minnesota, 1997-98
UC Opp:	17	Larry Davis, South Carolina, 1996-97

## Free Throw Attempts

UC:	22	Jarron Cumberland v. Wichita St., 2019-20
UC Opp:	20	Larry Davis, South Carolina, 1996-97

## Free Throw Percentage (10 FTM)

UC:	1.000	Bobby Brannen v. Morehead St. (10-10), 1997-98
		Bobby Brannen v. Southern Miss. (14-14), 1997-98
		Eric Hicks v. Louisville (10-10), 2005-06
		Yancy Gates v. Georgetown (10-10), 2010-11
UC Opp:	1.000	Three opponents

## Rebounds

UC:	23	Kenyon Martin v. DePaul, 1997-98
UC Opp:	18	Kentrell Gransberry, USF, 2007-08

## Assists

UC:	11	Charles Williams v. Howard, 1996-97
		Darnell Burton v. E. Mich., 1996-97
		Devan Downey v. N. Car. A&T, 2005-06
Other:	11	Tink Brown, v. Marshall
		Tenn-Martin, 1994-95
UC Opp:	12	Jaylen Hands, UCLA, 2018-19

## Steals

UC:	7	Michael Horton v. Louisville, 1997-98
UC Opp:	6	Rod Wheeler, Virginia Tech, 1990-91
		Robert Dowdell, Coast. Carolina, 1989-90
		Tony Johnson, UCF, 2019-20

## TEAM

## Points

UC:	119	vs. Fairleigh Dickinson, 2016-17
UC Opp:	97	South Carolina, 1996-97

## Field Goals

UC:	49	vs. Dayton, 1994-95
UC Opp:	35	Dayton, 1989-90

## Field Goal Attempts

UC:	89	vs. Houston, 1998-99
UC Opp:	82	Charlotte, 2005-06

## Field Goal Percentage

UC:	.672	vs. Eastern Michigan (41-61), 1996-97
UC Opp:	.592	Louisville (29-49), 1989-90

## 3-Point Field Goals

UC:	24	vs. Oakland, 1998-99
UC Opp:	17	Marshall, 2016-17

## 3-Point Field Goal Attempts

UC:	48	vs. Oakland, 1998-99
UC Opp:	40	West Virginia, 2006-07

## 3-Point Field Goal Percentage

UC:	.750	vs. UCF (6-8), 2014-15
UC Opp:	.750	Memphis (9-12), 1994-95

## Free Throws

UC:	42	vs. Louisville, 2002-03
UC Opp:	33	DePaul, 1993-94

## Free Throw Attempts

UC:	58	vs. Louisville, 2002-03
UC Opp:	49	California, 1994-95

## Free Throw Percentage

UC:	1.000	vs. Ball State (16-16), 1990-91
		vs. Louisville (18-18), 2005-06
UC Opp:	1.000	Marshall (12-12), 2016-17
	1.000	Tennessee (17-17), 2019-20
	.938	Wichita State (15-16), 2018-19
	.923	Murray State (12-13), 2005-06
	.923	Villanova (12-13), 2006-07
	.923	St. Francis (Pa.) (12-13), 2010-11

## Rebounds

UC:	69	vs. Chicago State, 2013-14
UC Opp:	51	Providence, 2005-06
		Syracuse, 2005-06
		Wichita State, 2018-19

## Assists

UC:	32	vs. Robert Morris, 2015-16
UC Opp:	24	Belmont, 2007-08

## Steals

UC:	23	Arkansas-Little Rock, 2012-13
UC Opp:	16	UCF, 2019-20

## Blocks

UC:	14	vs. DePaul, 1997-98
UC Opp:	13	UConn, 2019-20

## Turnovers

Record:	37	Tenn-Martin vs. Marshall, 1994-95
UC Opp:	35	Tenn-Martin, 1994-95
UC:	29	vs. Central Michigan, 2006-07

Records are for Fifth Third Arena at Shoemaker Center only.

# FIFTH THIRD ARENA RECORDS

## YEARLY RECORDS

SEASON	RECORD	AVG. ATTEND.
1989-90	10-4	9,273
1990-91	13-4	10,188
1991-92	15-2	10,111
1992-93	14-0	12,238
1993-94	18-2	12,629
1994-95	11-3	13,099
1995-96	13-1	12,719
1996-97	13-2	13,158
1997-98	19-1	11,009
1998-99	14-0	12,977
1999-00	13-1	13,176
2000-01	11-3	12,906
2001-02	15-0	12,058
2002-03	12-3	12,182
2003-04	14-1	12,237
2004-05	15-2	11,059
2005-06	15-5	9,301
2006-07	9-9	8,831
2007-08	10-7	8,534
2008-09	12-5	7,818
2009-10	12-5	8,076
2010-11	15-3	7,344
2011-12	14-4	8,069
2012-13	13-5	9,253
2013-14	18-1	8,567
2014-15	15-3	9,334
2015-16	14-3	9,415
2016-17	18-0	9,865
2017-18	Games played at BB&T Arena	
2018-19	16-2	11,256
2019-20	13-2	11,100
2020-21	5-5	N/A (COVID-19)
2021-22	12-6	9,273
2022-23	16-3	9,386
<b>Record:</b>	<b>447-97 (.822)</b>	<b>10,266</b>

**Total Attendance: 5,584,555**  
**Longest Win Streak: 44 games (11/30/97-2/20/00)**

*Cincinnati played its 2017-18 home schedule at BB&T Arena in Highland Heights, Ky.*

*Attendance from 2020-21 not applicable due to restrictions resulting from COVID-19 pandemic.*

## ATTENDANCE RECORDS

### HOME ATTENDANCE

Season Average	13,176	1999-00
	13,158	1996-97
	13,099	1994-95
Sellouts	14	1996-97, 1999-00
Consecutive Sellouts	14	1999-00

### LARGEST HOME CROWDS

**at Fifth Third Arena/Shoemaker Center**  
 13,176—Fifth Third Arena capacity reached 141 times

### MOST SELLOUTS IN A SEASON

14	1999-00 (all games)
12	1993-94
12	1994-95
10	1995-96
10	1998-99

*Capacity at Fifth Third Arena was reduced to 12,012 following its renovation prior to the 2018-19 campaign.*

### MOST FREQUENT SELLOUT OPPONENTS

Louisville	14
DePaul	11
Marquette	11

### LARGEST HOME CROWDS IN CINCINNATI

<b>Riverfront Coliseum/U.S. Bank Arena</b>	
17,038	vs. Louisville, Jan. 7, 1978
17,009	vs. Dayton, Jan. 12, 1977
16,342	vs. Xavier, Jan. 30, 1985

### at Cincinnati Gardens

15,011	vs. Dayton, Mar. 4, 1958
14,353	vs. Miami (Ohio), Feb. 17, 1959
14,133	vs. Xavier, Feb. 26, 1963

### at Armory Fieldhouse

8,192	vs. Houston, Feb. 6, 1960
(game in which Oscar Robertson broke NCAA career scoring record)	
8,139	vs. Wichita State, Jan. 6, 1963
8,126	vs. Tulsa, Feb. 29, 1960

### LARGEST ROAD CROWDS

50,379	vs. Michigan, April 4, 1992
at Minneapolis Metrodome (NCAA Final Four)	
40,331	vs. Kentucky, March 19, 2005
at Indianapolis RCA Dome (NCAA Tournament)	
31,683	vs. Michigan State, Dec. 19, 1978
at Pontiac Silverdome	
27,284	vs. Iowa, March 17, 2005
at Indianapolis RCA Dome (NCAA Tournament)	

## CINCINNATI'S ALL-TIME HOME ARENAS

ARENA	WON	LOST	PCT.
SC—Fifth Third Arena at Shoemaker Center	447	97	.822
BBT— BB&T Arena	15	1	.938
CG—Cincinnati Gardens	100	32	.756
FH—Armory Fieldhouse	247	29	.894
RC—U.S. Bank Arena (formerly Riverfront Coliseum)	115	50	.697
MH—Music Hall	17	8	.680
Sch—Schmidlapp Gym	222	120	.649
Cen—Central High School	3	0	1.000
Mc—McMicken Gym	25	11	.694
XS—Schmidt Fieldhouse	1	4	.200
<b>Home Game Record</b>	<b>1115</b>	<b>333</b>	<b>.770</b>

- Record at Cincinnati Gardens includes games in which UC was the home team. UC's all-time record there is 101-38.
- UC won 72 consecutive games in Armory Fieldhouse between the 1957-58 season and 1963-64. The Bearcats won 18 straight
- at Cincinnati Gardens during this period, giving them a home win streak of 90 games.
- UC won its first 23 games at Riverfront Coliseum.
- From the mid-point of the 1972-73 season to midway 1977-78, UC won 80 consecutive home games, which included 53 straight wins in Armory Fieldhouse, four in Cincinnati Gardens and 23 in Riverfront Coliseum.
- \* BB&T record does not include road games against NKU

## CINCINNATI VS. OPPONENTS AT FIFTH THIRD ARENA

Akron 1-0	California 1-0	East Carolina 8-0	Jackson State 1-0	Mount St. Mary's 1-0	Presbyterian 1-1	SMU 8-0	Vermont 1-0
Alabama 1-0	CS-Northridge 1-0	East Tennessee St. 0-1	Jacksonville State 1-0	Murray State 1-0	Providence 3-2	Southern Miss 6-1	VCU 0-1
Alabama A&M 2-0	CS-Bakersfield 1-0	Eastern Illinois 1-0	Kennesaw State 1-0	Nebraska 1-0	Radford 1-0	SW Louisiana 1-0	Villanova 3-2
Alabama State 1-0	Campbell 2-0	Eastern Ky. 4-0	Kent 1-0	NIJT 1-0	Rhode Island 1-0	Stony Brook 1-0	Virginia Tech 3-0
Albany 1-0	Canisius 0-1	Eastern Michigan 1-0	Kentucky 0-1	New Mexico 0-1	Richmond 1-0	Syracuse 2-2	Wagner 2-0
Alcorn State 2-0	UCF 6-1	Elon 1-0	La Salle 3-0	Nicholls State 1-0	Robert Morris 2-0	TCU 1-0	Wake Forest 1-1
American 1-0	Central Michigan 1-0	Evansville 1-0	Lipscomb 3-0	Norfolk State 1-0	Rutgers 7-1	Temple 6-3	Washington 1-0
App. State 1-0	Chaminade 1-0	Fairfield 1-0	Louisville 11-7	UNC A&T 2-0	Saint Francis (Pa.) 3-0	Tennessee 2-0	Weber State 1-0
Arizona State 0-1	Cha. Southern 1-0	F. Dickinson 2-0	Marquette 12-6	UNC Asheville 1-0	St. John's 2-4	Tenn.-Martin 3-0	West Virginia 3-1
Arkansas 1-0	Charlotte 10-1	Florida A&M 3-0	Marshall 2-1	N.C. Central 3-0	Saint Louis 12-1	Tennessee State 1-0	Western Carolina 3-0
Ark.-Little Rock 1-0	Chattanooga 1-0	Florida State 2-0	UMES 1-0	NC State 2-0	Samford 1-0	Tennessee Tech 3-0	Western Illinois 1-0
Ark.-Monticello 1-0	Chicago State 4-0	Furman 1-0	Massachusetts 1-0	UNC Wilmington 3-0	Sam Houston St. 1-0	Texas Southern 4-0	W. Michigan 1-0
Ark.-Pine Bluff 4-0	Clemson 1-0	Georgetown 2-2	UMass-Lowell 1-0	Northern Iowa 1-0	San Diego St. 1-0	Toledo 2-0	Winthrop 2-0
Ashland 1-0	Cleveland State 3-0	Georgia 1-0	McNeese State 1-0	N. Kentucky 1-0	Savannah St. 1-0	Tulane 12-3	Wis.-Milwaukee 2-0
Austin Peay 3-0	Colgate 0-1	Ga. Southern 2-0	Memphis 16-6	NW La. State 2-0	Seton Hall 3-1	Tulsa 6-1	Wichita State 2-1
Ball State 1-0	Coastal Carolina 2-1	High Point 1-0	Miami (Ohio) 5-1	Notre Dame 2-2	South Alabama 1-0	UAB 10-2	Wofford 0-1
Belmont 0-1	Connecticut 7-3	Holy Cross 1-0	Michigan State 0-1	Oakland 4-0	South Carolina 2-2	UCLA 1-0	Wright State 4-0
Boise State 1-0	Coppin State 2-0	Houston 8-3	Mid. Tennessee 3-0	Ohio 2-0	South Carolina St. 1-0	UNLV 3-0	Wyoming 2-0
Bowling Green 2-1	Dayton 6-2	Howard 2-0	Minnesota 4-0	Ohio State 0-1	South Dakota 1-0	USC Upstate 2-0	Xavier 9-7
Brooklyn 1-0	DePaul 18-2	Illinois State 2-0	Miss. Valley State 2-0	Oklahoma 1-0	SE Missouri 1-0	USF 16-2	Youngstown St. 2-0
Brown 1-0	Detroit Mercy 3-0	Indiana 0-1	Monmouth 0-1	Oklahoma State 1-0	Southeastern La. 1-0	Utah Valley St. 1-0	
Bryant 2-0	Drake 1-0	IPFW 1-0	Morehead State 4-0	Pittsburgh 1-3	Southern 1-0	Valparaiso 3-0	
Butler 1-1	Duquesne 1-0	Iowa State 0-1	Morgan State 1-0	Prairie View A&M 1-0	So. California 1-0	Vanderbilt 1-1	



# YEARLY TEAM STATISTICS

YEAR	G	FG-FGA	FG%	3FG-3FG	3FG%	FT-FTA	FT%	REB-AVG.	PF-D	AST	TO	BLKS	STL	PTS	AVG.
1949-50	UC 26	697-2174	.321	-	-	371-615	.603	-	526	-	-	-	-	1765	67.9
	OPP 26	517-1597	.324	-	-	362-589	.615	-	510	-	-	-	-	1397	53.7
1950-51	UC 22	654-1726	.379	-	-	386-634	.609	-	530	-	-	-	-	1694	77.0
	OPP 22	466-1511	.308	-	-	348-582	.598	-	518	-	-	-	-	1279	58.1
1951-52	UC 27	740-2281	.324	-	-	394-689	.572	1273-471	695	325	-	-	-	1876	69.5
	OPP 27	648-1834	.353	-	-	498-775	.643	1234-45.7	612	278	-	-	-	1794	66.4
1952-53	UC 24	661-1955	.339	-	-	494-782	.632	1257-52.4	565	-	-	-	-	1816	75.7
	OPP 24	647-1899	.341	-	-	541-859	.630	1227-51.1	525	-	-	-	-	1835	76.5
1953-54	UC 21	578-1544	.374	-	-	448-662	.677	1080-51.4	455	-	-	-	-	1604	76.4
	OPP 21	532-1481	.359	-	-	435-711	.612	994-47.3	449	-	-	-	-	1494	71.1
1954-55	UC 29	907-2297	.396	-	-	612-911	.672	1639-56.5	532	-	-	-	-	2415	83.3
	OPP 29	726-2021	.359	-	-	630-916	.688	1287-44.4	522	-	-	-	-	2081	71.8
1955-56	UC 24	760-1852	.410	-	-	514-771	.667	1505-62.7	423-18	-	-	-	-	2034	84.8
	OPP 24	628-1887	.333	-	-	483-705	.685	1155-48.1	466-14	-	-	-	-	1737	72.4
1956-57	UC 24	664-1631	.407	-	-	497-778	.639	1228-51.2	454	-	-	-	-	1825	76.0
	OPP 24	618-1674	.369	-	-	502-754	.666	1071-44.6	471	-	-	-	-	1738	72.4
1957-58	UC 28	910-1895	.430	-	-	602-852	.707	1309-46.8	502	-	-	-	-	2422	86.5
	OPP 28	681-1868	.365	-	-	482-680	.709	1052-37.6	602	-	-	-	-	1844	65.9
1958-59	UC 30	970-2062	.470	-	-	579-827	.700	1532-51.1	537	501	-	-	-	2519	84.0
	OPP 30	794-2060	.385	-	-	493-733	.673	1314-43.8	572	322	-	-	-	2081	69.4
1959-60	UC 30	1035-2025	.511	-	-	532-816	.650	1522-50.7	522	512	-	-	-	2602	86.7
	OPP 30	738-1924	.384	-	-	466-693	.672	1165-38.9	568	329	-	-	-	1942	64.7
1960-61	UC 30	897-1962	.457	-	-	457-722	.633	1553-51.8	489	376	-	-	-	2251	75.0
	OPP 30	693-1844	.376	-	-	437-662	.660	1153-38.4	533	291	-	-	-	1823	60.8
1961-62	UC 31	879-1967	.447	-	-	480-759	.632	1536-49.5	442	411	-	-	-	2238	72.2
	OPP 31	663-1799	.369	-	-	381-556	.685	1142-36.8	563	250	-	-	-	1707	55.1
1962-63	UC 28	740-1595	.464	-	-	473-690	.686	1213-43.3	378	287	-	-	-	1955	69.8
	OPP 28	595-1567	.380	-	-	290-449	.646	990-35.4	503	199	-	-	-	1480	52.9
1963-64	UC 26	697-1527	.456	-	-	441-666	.662	1089-41.9	447	235	-	-	-	1835	70.6
	OPP 26	690-1597	.432	-	-	371-550	.675	1052-40.5	505	204	-	-	-	1751	67.3
1964-65	UC 26	733-1619	.453	-	-	427-645	.662	1111-42.7	507	254	-	-	-	1893	72.8
	OPP 26	658-1565	.420	-	-	481-661	.728	1080-41.5	499	165	-	-	-	1797	69.1
1965-66	UC 28	842-1759	.479	-	-	464-731	.635	1291-46.1	496	294	-	-	-	2148	76.7
	OPP 28	758-1823	.416	-	-	417-615	.678	1156-41.3	542	156	-	-	-	1935	69.1
1966-67	UC 26	717-1615	.444	-	-	370-603	.614	1194-45.9	424	195	-	-	-	1804	69.4
	OPP 26	663-1539	.431	-	-	341-484	.705	956-36.8	454	131	-	-	-	1669	64.2
1967-68	UC 26	725-1627	.446	-	-	453-709	.639	1182-45.5	443	225	-	-	-	1903	73.2
	OPP 26	696-1570	.443	-	-	389-558	.697	1019-39.2	513	142	-	-	-	1781	68.5
1968-69	UC 26	745-1660	.449	-	-	434-703	.617	1328-51.1	441	258	-	-	-	1926	74.1
	OPP 26	665-1632	.407	-	-	355-533	.666	1001-38.5	518	141	-	-	-	1685	64.8
1969-70	UC 27	839-1807	.464	-	-	499-720	.693	1308-48.4	492	313	-	-	-	2177	80.6
	OPP 27	754-1784	.423	-	-	432-621	.696	1100-40.7	529	239	-	-	-	1940	71.9
1970-71	UC 26	782-1768	.442	-	-	460-708	.650	1216-46.8	521-26	258	409	63	-	2024	77.8
	OPP 26	753-1600	.471	-	-	453-670	.676	1082-41.6	528-25	204	400	-	-	1959	75.3
1971-72	UC 26	853-1887	.452	-	-	402-599	.671	1208-46.5	471-19	275	427	78	-	2108	81.1
	OPP 26	763-1704	.448	-	-	442-613	.721	1135-43.7	450-7	200	464	-	-	1968	75.7
1972-73	UC 26	896-1990	.450	-	-	357-527	.677	1240-47.7	549-15	285	398	-	-	2149	82.7
	OPP 26	769-1705	.451	-	-	386-545	.708	1119-43.0	500-24	244	502	-	-	1926	74.1
1973-74	UC 27	873-2045	.427	-	-	323-484	.667	1215-45.0	567-17	264	442	83	-	2069	76.6
	OPP 27	742-1644	.451	-	-	372-532	.699	1105-40.9	504-22	261	634	-	-	1856	68.7

YEARLY TEAM STATISTICS

YEAR	G	FG-FGA	FG%	3FG-3FG	3FG%	FT-FTA	FT%	REB-AVG.	PF-D	AST	TO	BLKS	STL	PTS	AVG.
1974-75	UC 29	991-2067	.479	-	-	388-543	.714	1283-44.2	601-23	403	494	-	-	2370	81.7
	OPP 29	825-1869	.441	-	-	457-631	.724	1149-39.6	570-27	342	531	-	-	2107	72.6
1975-76	UC 31	1059-2248	.471	-	-	436-628	.694	1442-46.5	652-14	502	476	-	-	2556	82.4
	OPP 31	864-1974	.438	-	-	435-646	.673	1260-40.6	676-31	398	577	-	-	2163	69.8
1976-77	UC 30	952-1988	.479	-	-	425-600	.708	1180-39.3	582-18	446	417	92	266	2329	77.6
	OPP 30	767-1815	.422	-	-	383-550	.696	1114-37.1	602-20	400	572	64	134	1917	63.9
1977-78	UC 27	776-1543	.503	-	-	335-495	.677	875-32.4	511-14	375	454	82	157	1887	69.9
	OPP 27	724-1610	.450	-	-	328-491	.668	854-31.6	507-11	315	403	59	161	1776	65.8
1978-79	UC 27	790-1658	.476	-	-	370-544	.680	962-35.6	460-16	383	408	46	189	1950	72.2
	OPP 27	824-1766	.466	-	-	311-457	.680	992-36.7	508-17	348	380	76	160	1959	72.5
1979-80	UC 28	786-1797	.437	-	-	359-501	.717	1007-36.0	539-17	366	350	43	186	1931	69.0
	OPP 28	788-1724	.457	-	-	378-559	.676	1119-40.0	494-5	403	-	112	130	1954	70.0
1980-81	UC 29	831-1748	.475	-	-	427-617	.692	1003-34.6	575-18	373	404	73	157	2089	72.0
	OPP 29	839-1778	.472	-	-	442-620	.713	1042-35.9	578-22	344	393	71	130	2120	73.1
1981-82	UC 27	753-1579	.477	-	-	351-525	.689	942-34.9	499-22	363	371	50	124	1859	68.8
	OPP 27	756-1662	.455	-	-	362-511	.708	968-35.9	506-17	352	352	66	136	1874	69.4
1982-83	UC 28	762-1757	.434	3-7	.429	377-553	.682	1046-37.4	559-19	313	374	69	126	1904	68.0
	OPP 28	771-1653	.466	1-3	.333	406-58879	.690	1020-36.4	499-13	316	361	81	130	1949	69.6
1983-84	UC 27	627-1518	.413	-	-	238-426	.559	852-31.6	540-21	252	340	22	111	1492	55.3
	OPP 27	694-1331	.521	-	-	410-605	.678	880-32.6	441-8	331	344	106	145	1798	66.6
1984-85	UC 31	791-1806	.438	-	-	394-613	.643	1068-34.5	631-12	343	379	68	180	1976	63.7
	OPP 31	778-1632	.477	-	-	476-692	.687	1048-33.8	593-4	412	430	88	173	2032	65.5
1985-86	UC 28	783-1727	.453	-	-	348-555	.627	997-35.6	628-19	330	415	59	198	1914	68.4
	OPP 28	729-1499	.486	-	-	548-754	.727	956-34.1	541-16	332	427	81	178	2006	71.6
1986-87	UC 28	726-1607	.452	115-267	.431	333-479	.695	899-32.1	582-15	351	404	50	173	1900	67.9
	OPP 28	706-1441	.490	83-227	.366	472-673	.701	899-32.1	490-8	345	425	67	177	1967	70.3
1987-88	UC 28	867-1839	.471	100-301	.332	443-663	.655	1075-38.4	670-23	426	453	69	173	2268	81.0
	OPP 28	823-1764	.467	107-282	.379	579-813	.712	1050-37.5	581-19	371	422	78	179	2332	83.3
1988-89	UC 27	769-1717	.448	63-208	.303	439-643	.683	1090-40.4	582-17	362	374	61	170	2040	75.6
	OPP 27	692-1576	.439	106-299	.355	480-669	.717	956-35.4	573-26	280	370	65	160	1970	73.0
1989-90	UC 34	926-2022	.458	132-377	.350	486-741	.656	1140-33.5	637-21	401	487	70	305	2470	72.6
	OPP 34	865-1819	.476	132-369	.358	497-719	.691	1138-33.5	676-22	417	633	95	200	2359	69.4
1990-91	UC 30	823-1859	.443	109-326	.334	463-715	.648	1133-37.8	585-12	390	438	71	286	2218	73.9
	OPP 30	720-1583	.455	151-434	.348	428-635	.673	969-32.3	611-21	385	570	92	194	2019	67.3
1991-92	UC 34	960-2045	.469	208-555	.375	558-853	.654	1191-35.0	656-10	512	449	122	316	2686	79.0
	OPP 34	760-1728	.440	146-446	.327	481-692	.695	1090-32.1	735-27	378	707	88	171	2147	63.1
1992-93	UC 32	900-1913	.470	159-494	.322	424-664	.639	1152-36.0	592-13	513	452	83	319	2383	74.5
	OPP 32	655-1604	.408	135-473	.285	426-635	.671	1012-31.6	629-22	336	662	80	188	1871	58.5
1993-94	UC 32	861-2012	.428	253-693	.365	510-744	.685	1270-39.7	615-14	431	477	81	252	2485	77.7
	OPP 32	770-1773	.434	181-557	.325	472-684	.690	1064-33.3	639-17	382	562	114	186	2193	68.5
1994-95	UC 34	996-2143	.465	236-669	.353	526-799	.658	1361-40.0	742-18	550	526	103	228	2754	81.0
	OPP 34	810-1887	.429	222-634	.350	581-878	.662	1123-33.0	741-25	422	589	87	200	2423	71.3
1995-96	UC 33	939-2014	.466	181-507	.357	568-840	.676	1360-41.2	701-24	546	458	105	277	2627	79.6
	OPP 33	723-1860	.389	174-589	.295	531-793	.670	1101-33.4	691-34	332	548	113	191	2151	65.2
1996-97	UC 34	962-1938	.496	184-555	.332	635-924	.687	1357-39.9	716-19	525	523	100	264	2743	80.7
	OPP 34	752-1893	.397	194-605	.321	528-793	.666	1040-30.6	746-37	354	552	82	213	2226	65.5
1997-98	UC 33	861-1886	.457	178-513	.347	610-898	.679	1324-40.1	633-11	414	526	146	258	2510	76.1
	OPP 33	732-1862	.393	179-580	.309	442-648	.682	1049-31.8	743-28	334	563	96	208	2085	63.2
1998-99	UC 33	890-1920	.464	166-508	.327	494-727	.680	1290-39.1	617-10	465	477	152	256	2440	73.9
	OPP 33	703-1841	.382	186-546	.341	428-641	.668	1075-32.6	653-17	322	550	85	198	2020	61.2



# YEARLY TEAM STATISTICS

YEAR	G	FG-FGA	FG%	3FG-3FG	3FG%	FT-FTA	FT%	REB-AVG.	PF-D	AST	TO	BLKS	STL	PTS	AVG.	
1999-00	UC	33	898-1871	.480	165-459	.359	599-854	.701	1277-38.7	566-12	448	223	236	2560	77.6	
	OPP	33	743-1941	.383	197-592	.333	345-529	.652	1114-33.8	714-22	538	81	194	2028	61.5	
2000-01	UC	35	921-2076	.444	214-600	.357	530-760	.697	1217-34.8	666-13	378	118	194	2586	73.9	
	OPP	35	817-1898	.430	195-574	.340	465-728	.639	1241-35.5	680	551	138	152	2294	65.5	
2001-02	UC	35	967-2071	.467	209-577	.362	595-839	.709	1396-39.9	630-11	480	154	167	2738	78.2	
	OPP	35	761-2035	.374	171-578	.296	422-618	.683	1189-34.0	747	341	93	159	2115	60.4	
2002-03	UC	29	667-1653	.404	197-573	.344	423-613	.690	1030-35.5	556-9	307	125	152	1954	67.4	
	OPP	29	615-1534	.401	172-494	.348	394-589	.669	1023-35.3	578	342	87	118	1796	61.9	
2003-04	UC	32	867-1893	.458	237-612	.387	484-723	.669	1197-37.4	620-10	393	168	241	2455	76.7	
	OPP	32	674-1710	.394	201-607	.331	507-714	.710	1067-33.3	639	522	63	183	2056	64.2	
2004-05	UC	33	839-1923	.436	221-634	.349	606-878	.690	1258-41.2	586-5	435	225	179	2505	75.9	
	OPP	33	749-2008	.373	230-668	.344	402-598	.672	1211-36.7	727-34	469	74	195	2130	64.5	
2005-06	UC	34	907-2117	.428	211-641	.329	505-676	.747	1267-37.3	566-8	399	193	236	2530	74.4	
	OPP	34	859-2080	.413	236-662	.356	405-590	.686	1302-38.3	585-10	444	148	186	2359	69.4	
2006-07	UC	30	705-1739	.405	186-604	.308	341-516	.661	1007-33.6	565-13	376	58	230	1937	64.6	
	OPP	30	685-1539	.445	231-612	.377	431-584	.738	1000-33.3	512	393	125	154	2032	67.7	
2007-08	UC	32	735-1783	.412	208-635	.328	389-585	.665	1169-36.5	658-18	407	445	73	169	2067	64.6
	OPP	32	717-1669	.430	209-621	.337	525-769	.683	1055-33.0	552	401	380	90	194	2168	67.8
2008-09	UC	32	792-1869	.424	233-702	.332	370-563	.657	1205-37.7	588-11	466	103	183	2187	68.3	
	OPP	32	752-1802	.417	186-581	.320	433-620	.698	1088-34.0	531	415	109	192	2123	66.3	
2009-10	UC	35	890-2081	.428	200-687	.291	428-671	.638	1374-39.3	642-6	458	107	199	2408	68.8	
	OPP	35	807-1954	.413	230-676	.340	483-703	.687	1157-33.1	590	439	106	227	2327	66.5	
2010-11	UC	35	848-1939	.437	220-651	.338	496-742	.668	1237-35.3	605-11	497	129	258	2412	68.9	
	OPP	35	735-1790	.411	171-529	.323	445-633	.703	1088-31.1	630	405	100	205	2086	59.6	
2011-12	UC	37	924-2194	.421	260-763	.341	414-643	.644	1333-36.0	570-13	479	170	298	2522	68.2	
	OPP	37	849-2063	.412	207-641	.323	371-542	.685	1324-35.8	573	465	120	200	2276	61.5	
2012-13	UC	34	791-1963	.403	230-729	.316	450-696	.647	1351-39.7	606-15	432	208	240	2262	66.5	
	OPP	34	716-1851	.387	171-562	.304	403-606	.665	1139-33.5	616	452	108	196	2006	59.0	
2013-14	UC	34	805-1893	.425	196-585	.335	519-733	.708	1224-36.0	596-10	377	188	268	2325	68.4	
	OPP	34	690-1745	.395	182-568	.320	424-628	.675	1078-31.7	634	485	120	177	1986	58.4	
2014-15	UC	34	761-1705	.446	167-507	.329	424-633	.670	1178-34.6	507-6	394	185	222	2113	62.1	
	OPP	34	700-1804	.388	192-601	.319	306-470	.651	1025-30.1	583	378	409	189	1898	55.8	
2015-16	UC	33	851-1980	.430	252-725	.348	464-658	.705	1290-39.1	515-6	363	192	257	2418	73.3	
	OPP	33	750-1907	.393	240-672	.357	350-515	.680	1136-34.4	577	380	109	169	2090	63.3	
2016-17	UC	36	969-2117	.458	264-765	.345	472-688	.686	1327-36.9	568-3	361	178	260	2674	74.3	
	OPP	36	767-1975	.388	251-730	.344	423-575	.736	1164-32.3	607	406	112	131	2208	61.3	
2017-18	UC	36	944-2100	.450	262-742	.353	523-756	.692	1413-39.2	564-2	405	194	256	2673	74.2	
	OPP	36	739-1974	.374	231-747	.309	362-529	.684	1132-31.4	657	361	106	179	2071	57.5	
2018-19	UC	35	872-2018	.432	232-673	.345	534-758	.704	1264-36.1	564-9	365	155	214	2510	71.7	
	OPP	35	766-1869	.410	284-800	.355	378-570	.663	1088-31.1	660	476	126	133	2194	62.7	
2019-20	UC	30	763-1713	.445	197-618	.319	459-678	.667	1131-37.7	540-11	437	146	196	2182	72.7	
	OPP	30	712-1738	.398	209-621	.337	381-522	.730	1024-34.1	574	361	421	201	2014	67.1	
2020-21	UC	23	566-1339	.423	163-524	.311	290-442	.656	833-36.2	435-13	344	87	155	1585	68.9	
	OPP	23	568-1300	.437	153-456	.336	370-492	.752	794-34.5	401-3	319	84	158	1659	72.1	
2021-22	UC	33	812-2012	.404	269-853	.315	398-595	.669	1226-37.2	577-13	433	127	208	2291	69.4	
	OPP	33	764-1897	.403	182-582	.313	466-647	.720	1237-37.5	542-9	400	112	189	2176	65.9	
2022-23	UC	36	1022-2281	.448	314-894	.351	418-592	.706	1341-37.3	570-10	559	142	226	2776	77.1	
	OPP	36	915-2142	.427	209-669	.312	456-616	.740	1249-34.7	557-8	465	101	190	2495	69.3	

YEARLY RECORDS BY CONFERENCE AFFILIATION

Table with columns: SEASON, HEAD COACH, OVERALL (W, L, PCT.), SCORE AVG (OFF, DEF), CONFERENCE (W, L, PCT.), PL., TOURNEY. Includes sub-sections for Ohio Conference, Buckeye Athletic Association, Independent, Mid-American Conference, Missouri Valley, and Metro Conference.

Table with columns: SEASON, HEAD COACH, OVERALL (W, L, PCT.), SCORE AVG (OFF, DEF, W, L, PCT.), CONFERENCE (PL., TOURNEY). Includes sub-sections for Great Midwest Conference, Conference USA, BIG EAST Conference, and American Athletic Conference.

\* - The 2019-20 AAC tournament was canceled due to the coronavirus (COVID-19) pandemic.

TRIPLE-DOUBLES

List of triple-doubles with columns: Player Name, Conference, Points, Rebounds, Assists, Date. Includes names like Oscar Robertson, Kenyon Martin, and Eric Hicks.

Triple Double Leaders

Table listing top triple-double leaders: Oscar Robertson (10), Kenyon Martin (2), Eric Hicks (1), Rick Roberson (1), Kenny Satterfield (1).







YEARLY RESULTS

Table of basketball games from 1946-47 season. Columns: Date, Opponent, Score, Site. Includes games like Ohio vs Wayne (Mich.) and Michigan St.

F—John Mueller (95 pts), Bob Siekmann (169), C—Bill Westerfeld (264), G—Alex Chrobak (108), Ken Guise (114), Res—Wayne Larrabee (54).

1946-47 - WON 17, LOST 9

Mid-American Conference Champions

Table of basketball games from 1947-48 season. Columns: Date, Opponent, W/L, Score, Site. Includes games like Ky. Wesleyan and Kentucky.

F—Charles Clickner (6.8 pts), Dick Dallmer (8.8), C—Bill Westerfeld (13.8), G—Bill Anderson (4.4), Al Rubenstein (11.7), Res—Ron Davis (2.7), Ralph Richter (10.4), Dick Rusche (2.3).

1947-48 - WON 17, LOST 7

Mid-American Conference Champions

Table of basketball games from 1948-49 season. Columns: Date, Opponent, W/L, Score, Site. Includes games like SMU and Kentucky.

(13.5), C—Bill Westerfeld (10.0), G—Jack Laub (6.3), Al Rubenstein (10.9), Res—Charlie Clickner (6.4), Bill Anderson (2.9), Alkie Richards (2.2).

1948-49 - WON 23, LOST 5

Mid-American Conference Champions

Table of basketball games from 1949-50 season. Columns: Date, Opponent, W/L, Score, Site, Rk, UC. Includes games like Cedarville and Ky. Wesleyan.

F—Dick Dallmer (13.1 pts), Ralph Richter (16.4), C—Bill Westerfeld (8.1), G—Jack Laub (6.5), Al Rubenstein (9.5), Res—Tay Baker (3.8), Joe Luchi (6.2), Don Monk (2.9), Bob Frith (2.8).

1949-50 - WON 20, LOST 6

Mid-American Conference Champions

Table of basketball games from 1950-51 season. Columns: Date, Opponent, W/L, Score, Site, Rk, UC. Includes games like Cedarville and Ky. Wesleyan.

1950-51 - WON 18, LOST 4

Mid-American Conference Champions

Table of basketball games from 1951-52 season. Columns: Date, Opponent, W/L, Score, Site, Rk, UC. Includes games like Cedarville and Ky. Wesleyan.

F—Joe Luchi (13.1 pts), Gene Melzer (8.3), C—Jim Holstein (17.0), G—Bob Frith (10.4), Tony Trabert (7.0), Res—Larry Imburgia (24.2), Don Monk (4.2), Bob Rain (3.7).

1951-52 - WON 11, LOST 16

Coach—John Wiethe

Table of basketball games from 1952-53 season. Columns: Date, Opponent, W/L, Score, Site, Rk, UC. Includes games like St. Bonaventure and Wilmington.

Table of basketball games from 1953-54 season. Columns: Date, Opponent, W/L, Score, Site, Rk, UC. Includes games like Xavier and Western Ky.

F—Bill Lammert (11.7 pts/9.4 reb), Tom Osterman (4.6/3.8), C—Jack Twyman (15.0/15.1), G—Joe Okruhlica (6.0/2.2), Bob Rain (13.4/4.4), Res—Larry Imburgia (13.4/7.6), Fred Moeves (10.3/3.5), Dick Vogele (8.2/8.8).

1953-54 - WON 11, LOST 10

Table of basketball games from 1954-55 season. Columns: Date, Opponent, W/L, Score, Site, Rk, UC. Includes games like Wyoming and Tulsa.

F—Bill Lammert (15.3 pts/8.8 reb), Phil Wheeler (8.6/9.0), C—Jack Twyman (21.8/16.5), G—Fred Moeves (10.6/1.9), Joe Okruhlica (5.7/2.3), Res—Willie Ernst (6.0/3.8), Dick Vogele (4.8/5.6).

1954-55 - WON 21, LOST 8

Table of basketball games from 1955-56 season. Columns: Date, Opponent, W/L, Score, Site, Rk, UC. Includes games like Mississippi and Evansville.

F—Bill Lammert (15.3 pts/8.8 reb), Phil Wheeler (8.6/9.0), C—Jack Twyman (21.8/16.5), G—Fred Moeves (10.6/1.9), Joe Okruhlica (5.7/2.3), Res—Willie Ernst (6.0/3.8), Dick Vogele (4.8/5.6).



YEARLY RESULTS

10 North Texas W 73-58 A - 1
12 Tulsa W 67-57 A - 1
17 Bradley W 57-46 A - 1
26 Illinois W 62-53 A 3 1
31 Drake Wot 65-60 FH - 1
F 2 Saint Louis W 70-40 FH - 1
4 Drake W 71-60 A - 1
9 Bradley W 65-61 FH - 1
16 Wichita St. L 64-65 A - 1
21 North Texas St. W 91-61 FH - 1
23 Tulsa W 55-54 FH - 1
26 Xavier W 72-61 CG - 1
M2 Saint Louis W 66-52 A - 1

NCAA Midwest Regional

15 Texas W 73-68 N - 1
16 Colorado W 67-60 N 10 1

NCAA Final Four

22 Oregon St. W 80-46 N 7 1
23 Loyola (IL) Lot 58-60 N 3 1
F—Ron Bonham (21.0 pts/6.4 reb), Tom Thacker (15.8/10.0), C—George Wilson (15.0/11.2), G—Larry Shingleton (3.7/1.6), Tony Yates (7.6/4.1), Res—Dale Heidotting (2.4/2.2), Ken Cunningham (1.9/1.7 ast).

1963-64 - WON 17, LOST 9

Coach—Ed Jucker

Captain—Ron Bonham, George Wilson

Date Opponent W/L Score Site Rk UC
N30 G.Washington W 101-65 FH - 3
D 4 Miami (Ohio) W 60-56 CG - 3
7 Kansas L 47-51 FH - 6
14 Wisconsin W 65-60 FH - 6
18 Colorado W 82-64 A - 4
20 Denver W 64-48 A - 4
23 Kansas St. W 72-70 FH - 4
28 Tulsa W 54-52 FH - 5
J 1 Utah L 68-76 A - 4
3 Oregon St. W 57-53 N 8 4
4 Oregon St. L 61-82 A 8 4
11 Saint Louis W 67-64 FH - 8
15 Bradley L 77-87 FH - 8
18 Drake Lot 66-76 A - -
25 Saint Louis L 76-78 A - -
30 Wichita St. L 59-62 A 7 - -
F 1 Tulsa L 58-74 A - -
5 Dayton W 77-63 CG - -
8 North Texas W 76-68 A - -
10 Houston Wot 66-59 A - -
15 Wichita St. Lot 58-59 FH 6 - -
18 St. Joe's (Ind.) W 99-84 FH - -
22 Drake W 61-55 FH 10 - -
27 Bradley W 64-62 A - -
29 North Texas W 104-91 FH - -
M4 Xavier W 94-92 CG - -
F—Ron Bonham (24.4 pts/6.0 reb), Gene Smith (4.6/3.6), C—George Wilson (16.1/12.5), G—Dave Cosby (5.5/2.4), Ken Cunningham (5.4/2.2 ast), Res—Ron Krick (6.8/5.8), Fritz Meyer (4.6/3.6).

1964-65 - WON 14, LOST 12

Coach—Ed Jucker

Captain—Ken Cunningham

Date Opponent W/L Score Site Rk UC
D 1 G. Washington W 80-72 A - -
5 Miami (Ohio) L 55-65 CG - -
12 Louisville W 67-57 FH - -
17 Kansas W 76-72 FH - -
19 Centenary W 84-74 FH - -
21 Denver W 99-64 FH - -
23 Oregon St. W 71-56 FH - -

Holiday Festival

28 Temple W 83-56 N - -
30 St. John's (N.Y.) L 64-66 N - -
J 2 Princeton W 71-69 N - -
9 Wichita St. L 61-65 FH 5 - -
12 Dayton W 76-65 CG - -
16 Bradley L 80-104 FH - -
19 Louisville L3ot 80-82 A - -
23 Drake L 80-89 A - -
27 St. Joe's (Ind.) L 59-61 FH - -

30 Saint Louis W 67-66 A - -
F 4 North Texas W 80-53 FH - -
6 Tulsa L 66-69 FH - -
8 Bradley L 69-85 A - -
13 Wichita St. L 64-79 A 9 - -
18 North Texas L 53-54 A - -
20 Tulsa L 71-84 A - -
24 Saint Louis W 69-60 FH - -
27 Drake W 66-58 FH - -
M3 Xavier W 102-72 CG - -
F—Don Rolfes (13.7 pts/6.6 reb), Gene Smith (7.3/5.8), C—Ron Krick (12.5/8.9), G—Ken Cunningham (8.5/2.3 ast), Roland West (11.0/4.7), Res—Ken Calloway (4.9/3.4), Jerry Couzins (4.9/1.4 ast), Fritz Meyer (4.3/1.3 ast).

1965-66 - WON 21, LOST 7

Missouri Valley Conference Champions

Coach—Tay Baker

Captain—Don Rolfes

Date Opponent W/L Score Site Rk UC
D 1 Central Mo. St. W 78-64 FH - -
4 Miami (Ohio) W 68-58 CG - -
11 South Dakota W 112-66 FH - -
14 Colorado W 67-64 A - -
17 Southern Cal L 65-77 A - -
18 UCLA W 82-76 A 8 - -
22 Wisconsin W 87-74 FH - -
28 Utah W 84-66 FH - -
30 Wake Forest W 117-87 FH - -
J 6 North Texas W 62-57 A - -
8 Tulsa L 71-73 A - 8
12 Dayton W 87-79 CG - 8
15 Saint Louis W 81-75 FH - 10
19 Bradley W 85-69 FH 7 10
22 Louisville W 67-65 A - 10
26 St. Joe's (Ind.) W 71-66 FH - -
29 Saint Louis L 64-73 A - -
F 1 Bradley L 56-67 A - -
5 Louisville W 56-54 FH - -
10 Wichita St. W 93-76 FH - -
12 Drake W 60-47 A - -
17 North Texas W 88-63 FH - -
19 Tulsa W 88-75 FH - -
22 Wichita St. L 76-86 A - -
26 Drake W 56-49 FH - -
M3 Xavier W 67-62 CG - 10

NCAA Midwest Regional

11 Texas-El Paso Lot 76-78 N 3 7
12 SMU L 84-89 N - 7
F—John Howard (11.3 pts/8.4 reb), Don Rolfes (16.4/5.2), C—Ron Krick (8.9/5.6), G—Dean Foster (7.2/4.6 ast), Roland West (15.5/9.4), Res—Jerry Couzins (3.7/1.0), Mike Rolf (9.2/5.4), Paul Weidner (2.3/1.6).

1966-67 - WON 17, LOST 9

Coach—Tay Baker

Captain—Mike Rolf

Date Opponent W/L Score Site Rk UC
D 1 Geo. Washington W85-61 FH - -
3 Wisconsin Wot 77-70 A - -
10 Miami (Ohio) Wot 45-44 CG - -
15 Wake Forest W 59-58 A - -
17 Western Mich. W 74-48 FH - -
19 Colorado W 66-64 FH - -
22 TCU Wot 89-88 FH - -
28 St. Joe's (Ind.) W 94-66 FH - -
30 Iowa L 69-78 N - -
J 5 Tulsa L 64-65 FH - -
7 N. Texas St. W2ot 74-71 FH - -
10 Dayton W 62-49 A - -
14 Saint Louis W 72-58 FH - -
17 Bradley L 59-64 A - -
21 Louisville W 59-58 FH 2 - -
24 Centenary W 100-76 FH - -
28 Saint Louis L 60-63 A - -
F 1 Bradley W 69-68 FH - -
4 Louisville L 57-65 A 3 - -
8 Wichita St. L 55-57 A - -

11 Drake L 55-58 FH - -
16 Tulsa L 57-76 A - -
18 North Texas St. L 66-67 A - -
22 Wichita St. W 92-63 FH - -
25 Drake W 66-65 A - -
M3 Xavier Wot 79-69 CG - -
F—John Howard (13.0 pts/6.2 reb), Mike Rolf (13.3/5.8), C—Rick Roberson (14.8/12.5), G—Dean Foster (5.5/3.4 ast), Gene Smith (11.3/6.3), Res—Ken Calloway (5.2/3.3), Dick Haucke (6.8/3.6), Raleigh Wynn (5.1/3.3).

1967-68 - WON 18, LOST 8

Coach—Tay Baker

Captain—Dean Foster

Date Opponent W/L Score Site Rk UC
D 2 Indiana St. W 83-79 FH - -
8 Miami (Ohio) W 60-59 CG - -
11 South Dakota W 89-65 FH - -
Sunflower Classic
15 Kansas L 61-67 A - -
16 Kansas St. Wot 58-56 A - -
19 Southern Cal W 69-58 FH - -

Kentucky Invitational

22 South Carolina L 61-64 N - -
23 Dayton W 71-70 N - -
30 Dayton W 82-68 FH - -
J 4 North Texas W 61-53 A - -
6 Tulsa L 59-62 A - -
13 Saint Louis W 74-68 FH - -
16 Bradley W 77-66 FH - -
20 Louisville W 82-72 FH - -
22 Memphis W 75-68 A - -
27 Saint Louis L 66-70 A - -
31 Bradley L 72-74 A - -
F 3 Louisville L 65-81 A - -
7 Wichita St. W 99-85 FH - -
10 Drake L 75-87 A - -
15 North Texas W 73-61 FH - -
17 Tulsa W 75-68 FH - -
21 Wichita St. W 85-81 A - -
24 Drake W 88-74 FH - -
M2 Memphis W 72-63 FH - -
5 Xavier L 71-72 CG - -
F—Jim Ard (13.9 pts/9.0 reb), John Howard (14.3/6.5), C—Rick Roberson (16.3/12.3), G—Dean Foster (5.3/2.7 ast), Don Ogletree (12.3/4.2), Res—Jack Ajzner (2.3/1.5), Dick Haucke (4.1/2.4), Gordon Smith (9.3/3.4), Raleigh Wynn (4.9/2.0).

1968-69 - WON 17, LOST 9

Coach—Tay Baker

Captain—Gordon Smith

Date Opponent W/L Score Site Rk UC
N30 South Dakota W 84-62 FH - 14
D 2 Kansas St. W 86-70 FH - 14
6 N. Dakota St. W 83-54 FH - 9
14 Miami (Ohio) W 56-48 A - 6
16 Southern Cal L 68-83 A - 6
18 California W 71-70 A 15 6
20 Stanford W 60-49 A - 6
28 North Texas W 74-62 FH - 10
J 2 Tulsa L 50-57 A - 10
4 Wichita St. L 66-67 A - 10
8 Xavier W 52-50 CG - 19
11 Louisville W 87-64 FH 14 19
14 Drake L 64-69 FH - 19
18 N. Michigan W 106-59 FH - 19
25 Memphis W 62-53 FH - -
28 Bradley W 82-62 A - -
F 1 Saint Louis W 96-72 A - -
6 North Texas L 74-94 A - -
8 Memphis W 69-47 A - -
13 Wichita St. L 73-75 FH - -
15 Tulsa W 76-63 FH - -
19 Dayton L 96-60 FH - -
22 Louisville L 68-72 A 13 - -
25 Drake L 68-85 A - -
M4 Bradley L 61-64 FH - -
8 Saint Louis W 94-63 FH - -



Ed Jucker, Tom Thacker and Bob Wiesenhahn hoisted the 1961 NCAA Championship trophy after Cincinnati defeated Ohio State in overtime, 70-65.

F—Rick Roberson (16.1 pts/12.6 reb), Steve Wenderfer (5.1/3.0), C—Jim Ard (16.0/12.4), G—Don Ogletree (14.6/5.1), Gordon Smith (7.8/2.6), Res—Dick Hauke (5.1/3.0), Raleigh Wynn (3.9/2.6).

1969-70 - WON 21, LOST 6

Coach—Tay Baker

Captain—Don Ogletree

Date Opponent W/L Score Site Rk UC
D 2 MacMurray W 99-64 FH - -
6 Indiana St. W 104-82 FH - -
13 Miami (Ohio) W 56-55 FH - -
16 North Texas L 71-89 A - -
18 Iowa W 114-105 FH - -
23 Dayton W 64-62 A - -

Holiday Festival

27 St. Joe's (Pa.) L 92-109 N - -
29 New York W 91-67 N - -
30 Boston Coll./ W 85-70 N - -
J 2 Stanford W 80-76 FH - -
5 Tulsa W 78-74 FH - -
10 Louisville L 63-64 FH 20 - -
17 Drake L 57-63 A - -
20 Bradley W 79-64 FH - -
24 Memphis W 78-69 A - -
27 Wichita St. W 96-78 FH - -
31 Saint Louis W 83-58 FH - -
F 5 North Texas W 84-69 FH - -
7 Memphis W 77-63 FH - -
12 Wichita St. W 84-57 A - -
14 Tulsa W 72-68 A - -
17 Xavier W 85-72 CG - -
21 Louisville W 53-52 A 19 - -
24 Drake W 88-72 FH 16 - -
M3 Bradley L 83-87 A - 19
7 Saint Louis W 94-79 A - 19

National Invitational Tournament

14 Army L 67-72 N - -
F—Don Hess (10.7 pts/6.4 reb), Steve Wenderfer (10.2, 4.0), C—Jim Ard (19.2/15.2), G—Don Ogletree (13.8/7.1), Charley Snow (9.7/2.9), Res—Jack Ajzner (2.1/1.9), John Fraley (11.8/3.6), Bob Schwalie (2.5/1.0).

1970-71 - WON 14, LOST 12

Coach—Tay Baker

Captain—Don Hess, Steve Wenderfer

Date Opponent W/L Score Site Rk UC
D 1 Cleveland St. W 85-75 FH - -
5 Cal-Riverside W 98-75 FH - -
12 Miami (Ohio) L 56-69 A - -



# YEARLY RESULTS

17 Iowa	Wot	73-70	A	-	-
19 Bowling Green	W	86-74	FH	-	-
22 L. Marymount	L	61-63	FH	-	-
26 California	L	76-82	FH	-	-

**Sugar Bowl Classic**

29 Vanderbilt	W	83-86	N	-	-
30 Loyola (Ill.)	W	74-64	N	-	-
J 2 Drake	W	60-59	FH	7	-
4 Rice	W	92-80	FH	-	-
8 Saint Louis	L	67-68	A	-	-
11 N. Illinois	W	87-86	FH	-	-
20 Louisville	L	72-85	A	-	-
22 Iowa	W	73-69	N	-	-
26 Ohio	L	83-92	A	-	-
30 West Texas St.	L	83-94	FH	-	-
F 2 Richmond	W	78-71	FH	-	-
6 Kent	W	74-63	A	-	-
11 Dayton	L	69-70	FH	-	-
13 Old Dominion	W	108-96	FH	-	-
17 Xavier	L	65-66	CG	-	-
20 G. Washington	W	89-95	A	-	-
24 Louisville	W	79-78	FH	15	-
27 Davidson	L	67-70	A	-	-
M2 Buffalo	W	86-59	FH	-	-

F—Derrek Dickey (179 pts/12.1 reb), Steve Wenderfer (15.2/6.3), C—Greg Jurcisin (9.1/5.7), G—Dave Johnson (9.6/5.0), Charley Snow (11.7/2.6), Res—Don Hess (8.0/5.6), Jerry Schmeider (3.8/1.6).

**1971-72 - WON 17, LOST 9**

**Coach—Tay Baker**

**Captain—Derrek Dickey**

Date	Opponent	W/L	Score	Site	Rk	UC
D 1	Cleveland St.	W	93-68	FH	-	-
11	Miami (Ohio)	W	89-73	FH	-	-
14	Bowling Green	W	83-72	A	-	-

**Jayhawk Classic**

17 Southern Cal	L	64-72	N	-	-
18 BYU	L	79-82	N	6	-
21 Clemson	W	93-64	FH	-	-
23 Ohio	W	104-67	FH	17	-
27 Butler	L	75-79	A	-	-
30 Kent	W	80-67	FH	-	-
J 3 Drake	W	81-78	A	-	-
8 Louisville	L	76-84	FH	7	-
14 Washington	W	81-91	A	-	-
15 Oregon St.	L	68-88	A	-	-
19 Dayton	L	60-76	A	-	-
22 Tulsa	W	81-74	FH	-	-
29 Richmond	W	89-80	A	-	-
31 Will. & Mary	W	65-52	A	-	-
F 5 Toledo	Lot	87-89	FH	-	-
10 Rutgers	W	84-74	N	-	-
12 Jacksonville	W	88-84	FH	16	-
16 Xavier	W	76-71	CG	-	-
19 G. Washington	W	97-79	FH	-	-
23 Louisville	L	73-93	A	3	-
25 UL-Lafayette	W	86-82	FH	10	-
28 Saint Louis	W	68-65	FH	-	-
M4 Florida St.	W	88-64	FH	10	-

F—Lloyd Batts (18.7 pts/9.8 reb), Derrek Dickey (18.1/10.9), C—Greg Jurcisin (4.5/4.4), G—Dave Johnson (10.5/4.2), Dan Murphy (7.9/2.1), Res—Lionel Harris (8.1/2.5), Jesse Jemison (9.2/4.9).

**1972-73 - WON 17, LOST 9**

**Coach—Gale Catlett**

**Captain—Derrek Dickey**

Date	Opponent	W/L	Score	Site	Rk	UC
D 2	Cleveland St.	W	113-85	FH	-	-
9	Miami (OH)	L	61-63	A	-	-
11	Arizona St.	W	76-74	FH	-	-
16	Davidson	W	95-84	FH	-	-
20	Rutgers	W	79-58	FH	-	-
23	Tulsa	Lot	86-92	A	-	-
27	Pennsylvania	W	71-65	FH	8	-

**Charlotte Invitational**

29 Bradley	W	83-76	N	-	-
30 Davidson	L	63-66	N	-	-
J 4 Bowling Green	W	100-70	FH	-	-

8 La.-Lafayette	Lot	88-94	N	8	-
11 Rice	L	57-63	A	-	-
13 Florida St.	L	74-78	A	18	-
17 Toledo	W	86-78	A	-	-
20 Ball St.	W	104-77	FH	-	-
25 Drake	L	72-74	FH	-	-
27 Will. & Mary	W	110-68	FH	-	-
31 Dayton	W	84-71	FH	-	-
F 3 Houston	L	85-90	A	11	-
5 Louisville	W	81-79	FH	-	-
10 Florida St.	W	89-62	FH	-	-
14 Ohio	W	79-78	A	-	-
17 G. Washington	W	71-65	A	-	-
21 Xavier	W	78-68	CG	-	-
24 Louisville	L	81-91	A	-	-
27 Butler	W	83-57	FH	-	-

F—Lloyd Batts (20.1 pts/8.7 reb), Derrek Dickey (15.0/10.0), C—Greg Jurcisin (5.9/4.8), G—Lionel Harris (8.0/3.0), Dave Johnson (10.1/2.6), Res—Jesse Jemison (7.6/3.5), Dan Murphy (6.9/1.1).

**1973-74 - WON 19, LOST 8**

**Coach—Gale Catlett**

**Captain—Lloyd Batts**

Date	Opponent	W/L	Score	Site	Rk	UC
D 1	Louisville	W	65-58	A	-	-
5	Oregon St.	W	72-63	FH	-	-
8	Temple	W	64-52	A	-	-
12	Wright St.	W	78-42	FH	-	-
15	Miami (Ohio)	W	60-55	FH	-	-
17	Arizona St.	L	78-88	A	-	-
22	Washington	W	82-80	FH	-	20

**Quaker City Invitational**

27	Saint Bon.	W	71-65	N	-	-
28	Temple	L	64-68	N	-	-
29	Penn St.	L	66-74	N	-	-
J 7	Cleveland St.	W	102-61	FH	-	-
9	Louisville	W	77-70	FH	11	-
12	VCU	W	57-51	FH	-	-
16	Ball State	L	82-99	A	-	20
18	F. Dickinson	W	96-70	FH	-	20
21	N.E. Illinois	W	109-73	FH	-	20
23	Drake	W	73-67	A	-	-
26	Brown	W	95-71	FH	-	-
30	Dayton	L	79-91	A	-	-
F 5	Ohio	W	82-80	FH	-	-
9	Houston	W	84-73	FH	-	-
16	G. Washington	W	83-61	FH	-	-
20	Xavier	W	68-56	CG	-	-
23	Davidson	L	62-67	A	-	-
25	Jacksonville	L	66-81	A	-	-
M2	Marquette	W	92-77	FH	8	-

**National Invitational Tournament**

17	Boston College L	62-63	N	-	-
----	------------------	-------	---	---	---

F—Jesse Jemison (13.7 p-ts/7.5 reb), Hal Ward (5.0/2.7), C—Mike Franklin (7.3/8.6), G—Lloyd Batts (21.3/7.7), Garry Kamstra (5.5/1.3), Res—Mike Artis (6.1/3.0), Mark Brackman (4.7/2.8), Dan Murphy (6.4/1.1), Jim Webb (5.0/2.8).

**1974-75 - WON 23, LOST 6**

**Coach—Gale Catlett**

**Captain—Steve Collier**

Date	Opponent	W/L	Score	Site	Rk	UC
N30	Wright St.	W	89-71	FH	-	-
D 5	Miami (Ohio)	L	63-68	A	-	-
7	St. Joe's (Ind.)	W	81-68	FH	-	-
10	Cleveland St.	W	78-67	A	-	-

**Volunteer Classic**

13	Harvard	L	76-77	N	-	-
14	Navy	L	67-76	N	-	-
28	Pepperdine	W	107-88	FH	-	-
30	Saint Louis	L	68-89	A	-	-
J 2	N. Hampshire	W	57-32	FH	-	-
4	Wabash	W	93-67	FH	-	-
7	Louisville	L	74-82	A	3	-
11	Temple	W	83-63	FH	-	-
15	SMU	W	106-74	FH	-	-
21	Marquette	W	68-58	A	12	-
25	Bowling Green	W	83-79	A	-	-

27	Loyola (Ill.)	W	76-65	FH	-	-
F 1	N. Illinois	W	85-69	FH	-	-
6	USF	W	82-80	A	-	-
8	Houston	W	103-83	A	-	-
12	Dayton	W	79-68	FH	-	-
15	G. Washington	W	81-72	A	-	-
20	UW-Milwaukee	W	96-71	FH	-	-
22	Davidson	W	96-81	FH	-	-
26	Xavier	W	66-57	CG	-	-
M 1	DePaul	W	96-88	FH	-	-
4	Duquesne	W	72-70	FH	-	-

**NCAA Midwest Regional**

15	Texas A&M	W	87-79	N	-	17
----	-----------	---	-------	---	---	----

**NCAA Midwest Regional Finals**

20	Louisville	L	63-78	N	3	12
21	Notre Dame	Wot	95-87	N	9	12

F—Mike Franklin (7.8 pts/8.5 reb), Mike Jones (9.6/4.8), C—Robert Miller (8.9/6.5), G—Steve Collier (13.8/3.3 ast), Brian Williams (12.4/4.4), Res—Pat Cummings (13.9/7.3), Garry Kamstra (8.3/2.4 ast), Hal Ward (5.6/2.9).

**1975-76 - WON 25, LOST 6**

**Metro Conference Tournament Champions**

**Coach—Gale Catlett**

**Captain—Mike Artis, Garry Kamstra, Hal Ward**

Date	Opponent	W/L	Score	Site	Rk	UC
N29	Cleveland St.	W	98-65	FH	-	10
D 1	Miami (Ohio)	W	66-57	FH	-	10
3	Wright St.	W	118-70	FH	-	10
6	USF	W	96-75	FH	-	10
8	Biscayne	W	74-52	FH	-	10
13	Bowling Green	W	98-81	FH	-	9
16	St. Joe's (Ind.)	W	120-49	FH	-	7
23	Pepperdine	W	76-64	A	-	6

**Rainbow Classic (Honolulu, Hawaii)**

27	Arizona	L	64-71	N	-	6
29	Holy Cross	L	65-66	N	-	6
30	Yale	W	83-55	N	-	7
J 6	Louisville	W	77-73	FH	16	15
10	Eastern Ky.	W	73-66	FH	-	15
14	Temple	W	79-56	A	-	14
17	UW-Milwaukee	W	76-61	FH	-	14
24	Memphis	L	79-85	A	-	16
26	Wichita St.	W	92-85	A	-	16
31	George Wash.	W	102-72	FH	-	18
F 4	Pittsburgh	W	89-77	FH	-	16
7	Jacksonville	W	87-62	RC	-	16
14	Saint Louis	W	60-45	FH	-	13
18	Xavier	W	81-74	RC	-	13
21	DePaul	L	60-70	A	-	13
23	West Virginia	W	66-56	N	-	13
28	San Francisco	W	89-88	CG	-	18
29	Duquesne	W	80-73	A	-	18
M2	Loyola (Ill.)	L	71-87	A	-	13

**Metro Conference Tournament**

5	Georgia Tech	W	71-60	N	-	13
6	Memphis	W	103-95	N	-	13
9	Dayton	W	85-84	A	-	15

**NCAA Midwest Regional**

13	Notre Dame	L	78-79	N	7	15
----	------------	---	-------	---	---	----

F—Pat Cummings (11.7 pts/6.8 reb), Mike Artis (8.3/4.1)/Mike Jones (9.1/5.0), C—Robert Miller (15.2/10.8), G—Steve Collier (7.7/2.2 ast), Brian Williams (12.5/5.6), Res—Garry Kamstra (5.4/2.8 ast), Hal Ward (5.8/2.5), Gary Yoder (7.3/2.9 ast).

**1976-77 - WON 25, LOST 5**

**Metro Conference Tournament Champions**

**Coach—Gale Catlett**

**Captain—Gary Yoder**

Date	Opponent	W/L	Score	Site	Rk	UC
N29	Akron	W	95-59	RC	-	12
D 1	Wright State	W	120-52	RC	-	12
4	USF	W	103-69	RC	-	12
8	Bowling Green	W	67-63	A	-	8
11	St. Joe's (Ind.)	W	122-78	RC	-	8
15	Miami (Ohio)	W	79-68	A	-	6
18	Saint Louis	W	86-53	RC	-	6

**Sugar Bowl Classic**

29	South Carolina	W	79-62	N	-	5
30	Indiana	W	52-43	N	-	5
J 5	Temple	W	61-46	RC	-	2
12	Dayton	W	84-61	RC	-	3
16	Saint Louis	W	54-52	A	-	3
19	Louisville	L	77-83	A	12	2
22	Tulane	L	75-78	A	-	2
26	Wichita St.	W	68-60	RC</		

YEARLY RESULTS

16 Holy Cross	L	88-110	N	-	-
19 Michigan St.	L	52-63	N	5	-
22 North Carolina	L	59-62	RC	6	-
J 2 Saint Louis	L	51-53	A	-	-
6 Virginia Tech	W	72-68	A	-	-
8 VCU	L	63-74	RC	-	-
10 Pittsburgh	Wot	78-75	A	-	-
13 Tulane	L	75-80	A	-	-
18 Louisville	L	77-82	RC	7	-
20 Saint Louis	W	66-63	RC	-	-
22 Memphis	W	63-61	A	-	-
24 West Virginia	W	79-65	A	-	-
27 Florida St.	L	77-80	RC	-	-
29 Georgia Tech	L	73-82	A	-	-
F 3 Louisville	L	85-88	A	5	-
5 Georgia Tech	W	55-51	RC	-	-
7 Dayton	W	82-74	RC	-	-
10 Memphis	W	87-79	RC	-	-
12 Xavier	W	60-58	RC	-	-
15 Tulane	W	88-66	RC	-	-
17 Florida St.	L	71-76	A	-	-
19 Virginia Tech	L	75-76	RC	-	-
23 Seton Hall	W	83-77	N	-	-

**Metro Conference Tournament**

M1 Virginia Tech L 74-80 N - -  
 F—Bobby Austin (10.2 pts/5.8 reb), David Duarte (6.1/4.9), C—Pat Cummings (24.5/11.3), G—Eddie Lee (9.9/6.9 ast), Mick Shoemaker (2.6/0.9 ast), Res—Jeff Goldsteyn (2.7/2.8), David Kennedy (9.3/3.1), Doug Schloemer (2.7/1.1).

**1979-80 - WON 13, LOST 15**

**Coach—Ed Badger**

**Captain—Eddie Lee**

Date	Opponent	W/L	Score	Site	Rk	UC
Babe McCarthy Tipoff	Tourney					
N30 Mississippi St.	L	72-87	N	-	-	
D 1 Southern Miss	L	84-86	N	-	-	
6 Augustana	W	78-62	RC	-	-	
8 North Carolina	L	63-68	N	8	-	
12 Miami (Ohio)	W	75-73	RC	-	-	
17 Cal Poly SLO	W	82-57	RC	-	-	
19 Pittsburgh	W	61-60	RC	-	-	
22 Temple	W	68-64	RC	-	-	

**Iron Duke Classic**

28 South Carolina	W	69-62	N	-	-
29 Duke	Lot	75-87	A	1	-
J 5 Dayton	W	69-68	A	-	-
7 Memphis	W	74-64	RC	-	-
16 Tulane	Wot	59-58	RC	-	-
19 Virginia Tech	L	59-61	RC	-	-
22 Saint Louis	W	71-57	RC	-	-
26 Virginia Tech	L	57-97	A	-	-
28 Tulane	L	64-69	A	-	-
F 2 Florida St.	L	52-54	RC	-	-
4 Xavier	L	69-77	RC	-	-
6 Louisville	L	73-88	A	3	-
9 Florida St.	L	74-77	A	-	-
14 Memphis	L	59-61	A	-	-
16 Louisville	L	57-61	RC	3	-
18 Loyola (Ill.)	W	75-70	RC	-	-
21 Saint Louis	L	86-92	A	-	-
26 N.C. A&T	W	72-64	RC	-	-

**Metro Conference Tournament**

28 Virginia Tech W 65-51 N - -  
 29 Florida St. L2ot 69-79 N - -  
 F—Bobby Austin (14.6 pts/4.5 reb), Clinton Sutherland (3.4/4.0)/Doc Holden (2.6/3.8), C—Dwight Jones (8.8/7.5), G—Junior Johnson (2.4/0.9 ast)/David Kennedy (10.5/4.1), Eddie Lee (15.6/5.7 ast), Res—Jeff Bentley (4.2/2.9).

**1980-81 - WON 16, LOST 13**

**Coach—Ed Badger**

**Captain—Jeff Bentley, David Kennedy**

Date	Opponent	W/L	Score	Site	Rk	UC
D 1 Rollins	W	80-61	RC	-	-	
<b>Fiesta Classic</b>						
5 Iowa	L	64-69	N	12	-	
6 Montana St.	W	77-75	N	-	-	

10 Miami (Ohio)	Wot	87-91	A	-	-
13 Temple	L	48-63	A	-	-
17 Bradley	W	76-64	RC	-	-
20 Holy Cross	L	58-69	RC	-	-
22 VCU	L	58-78	A	-	-
30 Dayton	W	80-77	RC	-	-
J 3 UIC	W	87-70	RC	-	-
5 Florida St.	L	77-79	RC	-	-
10 Louisville	L	68-83	RC	-	-
12 Boston Univ.	W	102-82	RC	-	-
17 Virginia Tech	W	82-77	RC	-	-
22 Duquesne	L	77-85	A	-	-
24 Saint Louis	W	66-57	A	-	-
27 Tulane	L	50-65	A	-	-
31 Memphis	L4ot	85-99	RC	-	-
F 3 Loyola (Ill.)	W	78-76	A	-	-
7 Memphis	W	65-62	A	-	-
10 Tulane	W	91-76	RC	-	-
14 Florida St.	W	80-79	A	-	-
18 Xavier	W	79-72	RC	-	-
21 Saint Louis	W	59-50	RC	-	-
23 Louisville	L	67-81	A	-	-
28 Virginia Tech	L	92-115	A	-	-

**Metro Conference Tournament**

M5 Tulane W 67-66 N - -  
 6 Florida St. W 58-57 N - -  
 7 Louisville L 31-42 A 17 - -  
 F—Bobby Austin (11.8 pts/2.6 reb), Doc Holden (7.2/8.1), C—Dwight Jones (11.3/7.6), G—Junior Johnson (6.4/2.3 ast), David Kennedy (14.6/5.6 ast), Res—Jeff Bentley (3.1/1.1), David Duarte (8.4/5.0), Doug Schloemer (2.6/0.6), Brad Waller (5.3/0.6).

**1981-82 - WON 15, LOST 12**

**Coach—Ed Badger**

**Captain—Bobby Austin, Dwight Jones, Doug Schloemer**

Date	Opponent	W/L	Score	Site	Rk	UC
N28 Bellarmine	W	85-72	RC	-	-	
N30 Northern Ky.	W	56-42	RC	-	-	

**Wichita St./McDonalds Classic**

D 4 Pepperdine	W	73-72	N	-	-
5 Wichita St.	L	67-87	A	4	-
12 Michigan St.	W	56-45	A	-	-
16 Duquesne	W	79-60	RC	-	-
19 Miami (Ohio)	W	69-62	RC	-	-
21 Bradley	W7ot	75-73	A	-	-
28 Colorado	W	87-76	RC	-	-
J 4 Tulane	L	58-60	RC	-	-
6 Dayton	W	77-73	A	-	-
9 Cleveland St.	W	68-64	RC	-	-
12 Memphis	L	75-107	A	-	-
16 Louisville	L	58-74	A	17	-
18 Loyola (Ill.)	W	83-72	RC	-	-
23 Memphis	L	63-70	RC	-	-
27 Xavier	L	51-53	RC	-	-
30 Saint Louis	L	59-62	RC	-	-
31 Virginia Tech	L	64-76	A	-	-
F 6 Boston Univ.	Lot	50-52	A	-	-
8 Tulane	L	39-63	A	-	-
13 Louisville	L	53-67	RC	-	-
15 Virginia Tech	W	87-71	RC	-	-
20 Florida St.	W	84-83	RC	-	-
25 Saint Louis	W	76-61	A	-	-
27 Florida St.	W	73-71	A	-	-

**Metro Conference Tournament**

M5 Virginia Tech L 92-106 N - -  
 F—Myron Hughes (6.9 pts/4.4 reb), Dwight Jones (15.0/10.0), C—Mike Williams (10.0/7.4), G—Bobby Austin (13.3/3.1), Derrick McMillan (3.2/1.6 ast), Res—Mark Dorris (3.0/2.0), Kevin Gaffney (7.2/2.9), Junior Johnson (4.1/3.1 ast), Doug Schloemer (4.8/1.2).

**1982-83 - WON 11, LOST 17**

**Coach—Ed Badger**

**Captain—Kevin Gaffney, Junior Johnson, Dwight Jones**

Date	Opponent	W/L	Score	Site	Rk	UC
------	----------	-----	-------	------	----	----

N26 UIC	W	71-61	A	-	-
29 Bellarmine	W	81-70	RC	-	-
D 4 Miami (Ohio)	W	56-48	A	-	-
11 Akron	W	76-66	RC	-	-
13 Michigan St.	L	69-70	RC	-	-
15 Indiana St.	W	88-83	RC	-	-
18 Colorado	L	65-79	A	-	-
21 Marshall	Wot	88-81	RC	-	-

**Milwaukee Classic**

27 LaSalle	W	76-73	N	-	-
28 Marquette	L	52-69	A	-	-
J 3 Louisville	L	58-65	A	13	-
6 Tulane	L	62-65	RC	-	-
8 Loyola (Ill.)	L	78-82	A	-	-
12 Dayton	W	50-49	RC	-	-
15 Memphis	L	63-80	RC	6	-
20 Duquesne	L	63-71	A	-	-
22 Florida St.	L	78-86	A	-	-
26 Xavier	W	73-58	RC	-	-
F 2 Louisville	L	73-79	RC	12	-
5 Florida St.	W	63-48	RC	-	-
7 Stetson	W	67-59	RC	-	-
12 Virginia Tech	L	81-84	A	-	-
16 Minnesota	L	46-49	A	19	-
19 Southern Miss	L	59-69	RC	-	-
21 Tulane	L	54-68	A	-	-
28 Memphis	L	77-84	A	14	-
M5 Virginia Tech	L	72-73	RC	-	-

**Metro Conference Tournament**

11 Tulane L 65-80 RC - -  
 F—Kevin Gaffney (10.8 pts/3.3 reb), Myron Hughes (8.0/6.9), C—Dwight Jones (16.6/10.1), G—Junior Johnson (4.4/3.3 ast), Derrick McMillan (5.7/2.0 ast), Res—Marty Campbell (7.6/1.5), Mark Dorris (6.5/3.8), David Duarte (2.6/2.0), Mike Williams (13.4/7.8).

**1983-84 - WON 3, LOST 25**

**Coach—Tony Yates**

**Captain—Mark Dorris, Joe Niemann**

Date	Opponent	W/L	Score	Site	Rk	UC
N26 Eastern Ky.	W	68-65	RC	-	-	
28 Alabama	L	64-83	A	-	-	
D 3 Western Ky.	L	54-71	RC	-	-	
9 W. Illinois	L	61-70	RC	-	-	
12 UIC	L	64-72	RC	-	-	
15 Indiana St.	L	63-84	A	-	-	
17 Miami (Ohio)	L	50-55	RC	-	-	
20 Kentucky	L	11-24	RC	2	-	
22 Marshall	L	50-77	A	-	-	

**Citrus Bowl Classic**

29 South Carolina	L49-55	N	-	-	
30 UCF	W	62-48	N	-	-
J 4 Memphis	L	62-88	RC	19	-
7 Louisville	L	37-51	RC	-	-
11 Virginia Tech	L	53-70	RC	-	-
14 Florida St.	L	57-71	A	-	-
18 Louisville	L	64-78	A	-	-
23 Southern Miss	L	57-59	RC	-	-
26 Xavier	L	63-72	A	-	-
28 Virginia Tech	L	51-69	A	-	-
31 Northern Ky.	W	60-58	RC	-	-
F 6 Tulane	L	67-69	A	-	-
11 Southern Miss	L	56-73	A	-	-
15 Tulane	L	40-51	RC	-	-
18 Minnesota	L	61-65	RC	-	-
25 Dayton	L	60-82	A	-	-
27 Memphis	L	44-56	A	12	-
29 Florida St.	L	64-85	RC	-	-

**Metro Conference Tournament**

M9 Louisville L 55-62 N 18 - -  
 F—Mark Dale (5.5 pts/5.3 reb), Mike Szczepanski (2.3/2.1), C—Mark Dorris (16.3/6.8), G—Derrick McMillan (5.7/1.7 ast), Tony Wilson (8.0/2.4), Res—Joe Niemann (3.2/1.5), Calvin Phiffer (4.4/1.7), Joe Stiffend (7.4/4.9), Luther Tiggs (2.8/1.4 ast).

**1984-85 - WON 17, LOST 14**

**Coach—Tony Yates**

**Captain—Doug Kecman, Derrick McMil-**

lan						
Date	Opponent	W/L	Score	Site	Rk	UC
N24 Eastern Ky.	W	50-48	RC	-	-	
D 1 Northern Ky.	W	56-52	RC	-	-	
8 Miami (Ohio)	W	80-77	A	-	-	
12 UAB	W	69-67	RC	17	-	
15 Denver	W	66-50	RC	-	-	
18 Illinois	L	65-87	N	4	-	

**University of Kentucky Invitational**

21 James Madison	W	63-56	N	-	-
22 Kentucky	L	55-66	A	-	-

**Cable Car Classic**

28 Santa Clara	L	65-80	A	-	-
29 Cal-Irvine	L	81-99	N	-	-
J 2 Florida St.	W	63-62	RC	-	-
5 Tulane	W	59-50	RC	-	-
12 Dayton	L	66-81	A	-	-
16 S. Carolina	W	73-51	RC	-	-
19 Tulane	L	51-56	A	-	-
21 Southern Miss	W	59-58	A	-	-
24 Louisville	W	56-54	RC	-	-
28 Memphis	L	61-81	A	4	-
30 Xavier	L	52-55	RC	-	-
F 2 Dayton	W	83-62	RC	-	-
6 Louisville	W	69-63	A	-	-
9 Virginia Tech	L	69-82	A	-	-
13 Memphis	L	55-68	RC	5	-
16 Southern Miss	W	66-65	RC	-	-
21 S. Carolina	L	60-79	A	-	-
27 Florida St.	L	60-86	A	-	-
M2 Virginia Tech	W	70-61	RC	-	-

**Metro Conference Tournament**

7 Tulane	W	58-44	N	-	-
8 Florida State	L	65-75	N	-	-

**National Invitational Tournament**

14 Kent
---------

# YEARLY RESULTS

Stiffend (6.7/3.0).

**1986-87 - WON 12, LOST 16**

**Coach—Tony Yates**

**Captain—Cedric Glover, Roger McClendon, Don Ruehl, Joe Stiffend**

Date	Opponent	W/L	Score	Site	Rk	UC
N29	Northern Ky.	W	70-64	RC	-	-
D 1	Regis	W	84-53	RC	-	-
3	No. Illinois	W	72-69	A	-	-
6	Miami (Ohio)	L	62-68	A	-	-
15	Stetson	L	56-60	A	-	-
17	USF	L	47-62	A	-	-
20	Evansville	W	76-62	RC	-	-
22	Loyola (Ill.)	L	76-84	RC	-	-
29	Indiana St.	W	70-60	A	-	-
31	C. Carolina	W	81-62	RC	-	-
J 5	Southern Miss	L	51-73	RC	-	-
10	Memphis	L	63-83	A	-	-
12	Virginia Tech	W	78-72	RC	-	-
14	Morehead St.	W	72-69	RC	-	-
17	Florida St.	W	69-67	RC	-	-
22	Louisville	L	69-81	A	-	-
26	S. Carolina	L	66-69	A	-	-
29	Xavier	W	75-73	RC	-	-
31	Dayton	L	64-67	A	-	-
F 2	Florida St.	L	75-77	A	-	-
7	Virginia Tech	L	73-79	A	-	-
11	Saint Louis	W	65-64	RC	-	-
14	Tennessee St.	L	56-67	RC	-	-
16	Memphis	W	76-73	RC	-	-
19	Southern Miss	L	64-76	A	-	-
25	Louisville	L	69-81	RC	-	-
28	South Carolina	L	63-65	RC	-	-

**Metro Conference Tournament**

M6 Memphis L 58-87 N - -  
 F—Steve Jackson (13.0 pts/6.2 reb), Joe Stiffend (11.1/7.0), C—Anthony May (7.8/5.8), G—Roger McClendon (19.9/4.0), Calvin Phiffer (5.5/1.9 ast)/Romell Shorter (5.0/3.6 ast), Res—Jeff Flynn (2.9/2.2), Lamont Hamilton (2.1/1.2), Don Ruehl (1.9/1.3 ast).

**1987-88 - WON 11, LOST 17**

**Coach—Tony Yates**

**Captain—Cedric Glover, Roger McClendon, Calvin Phiffer, Don Ruehl**

Date	Opponent	W/L	Score	Site	Rk	UC
N29	Northern Ky.	W	76-65	CG	-	-
D 1	Kentucky	L	77-101	A 2	-	-
3	Morehead St.	W	68-67	A	-	-
5	Miami (Ohio)	W	84-82	CG	-	-
19	Loyola (Ill.)	L	73-76	A	-	-
22	Metro St.	W	72-62	CG	-	-
30	Wyoming	L	73-100	N 5	-	-
J 4	Southern Miss	W	103-94	CG	-	-
6	Evansville	L	75-82	A	-	-
12	Xavier	L	80-98	A	-	-
14	Virginia Tech	L	97-102	CG	-	-
20	Louisville	Lot	89-91	CG	-	-
23	Florida St.	L	71-74	CG	-	-
25	Memphis	Lot	70-75	A	-	-
28	Oral Roberts	W	98-77	CG	-	-
30	Dayton	Wot	76-74	CG	-	-
F 1	No. Illinois	W	81-60	CG	-	-
6	Florida St.	L	68-101	A	-	-
10	Saint Louis	L	73-80	A	-	-
13	Virginia Tech	L	111-115	A	-	-
15	Louisville	L	78-90	A	-	-
18	S. Carolina	W	86-60	CG	-	-
23	Memphis	W	106-90	CG	-	-
25	USF	L	73-76	CG	-	-
27	Tennessee St.	W	75-74	A	-	-
M2	Southern Miss	L	85-104	A	-	-
5	S. Carolina	Lot	76-78	A	-	-

**Metro Conference Tournament**

11 Florida St. L 74-84 N - -  
 F—Louis Banks (8.3 pts/5.9 reb), Steve Jackson (12.8/4.4), C—Cedric Glover (18.9/8.3), G—Elnardo Givens (4.0/3.3 ast), Roger McClendon (14.5/3.6), Res—

Ronnie Ellison (5.6/2.3 ast), Levertis Robinson (8.7/3.9), Romell Shorter (3.1/1.7 ast), Keith Starks (4.7/4.4).

**1988-89 - WON 15, LOST 12**

**Coach—Tony Yates**

**Captain—Cedric Glover**

Date	Opponent	W/L	Score	Site	Rk	UC
N27	Northern Ky.	W	75-63	CG	-	-
D 2	Morehead St.	W	67-64	CG	-	-
11	USF	L	65-82	A	-	-
17	Miami (Ohio)	L	62-70	A	-	-
19	Bethune-Cook.	W	49-43	CG	-	-
22	UNC Wilm.	W	72-63	CG	-	-
28	UMKC	L	58-63	CG	-	-
31	S. Carolina St.	W	108-84	CG	-	-
J 7	Memphis	W	89-79	CG	-	-
9	Southern Miss	Lot	84-85	CG	-	-
14	S. Carolina	L	69-73	A	-	-
16	Arkansas St.	W	68-66	CG	-	-
18	Tennessee St.	W	81-68	CG	-	-
21	Florida St.	L	80-95	A 14	-	-
26	Oral Roberts	W	75-66	A	-	-
28	Dayton	L	80-86	A	-	-
F 1	Xavier	W	86-76	CG	-	-
4	Florida St.	L	65-66	CG	8	-
8	Louisville	L	66-69	CG	4	-
11	Southern Miss	W	82-70	A	-	-
13	Evansville	L	69-83	CG	-	-
15	Memphis	L	71-81	A	-	-
18	Virginia Tech	W	90-79	A	-	-
22	Brooklyn	W	86-72	CG	-	-
25	Virginia Tech	W	98-84	CG	-	-
M 1	Louisville	W	77-71	A 14	-	-
4	South Carolina	L	68-69	CG	-	-

F—Louis Banks (13.0 pts/5.8 reb), Keith Starks (7.8/5.7), C—Cedric Glover (14.5/8.5), G—Elnardo Givens (7.9/5.0 ast), Andre Tate (11.4/3.2), Res—Vic Carstarphen (3.8/1.5 ast), Steve Jackson (9.6/4.1), Levertis Robinson (10.6/6.6).

**1989-90 - WON 20, LOST 14**

**Coach—Bob Huggins**

**Captain—Louis Banks, Levertis Robinson, Keith Starks, Andre Tate**

Date	Opponent	W/L	Score	Site	Rk	UC
N25	Minnesota	W	66-64	SC	20	-
29	UNC Wilmington	W	66-55	A	-	-
D 2	Miami (Ohio)	L	59-63	SC	-	-
16	Dayton	W	90-88	SC	-	-
18	Southern	W	83-72	SC	-	-

**University of Kentucky Invitational**

22	La.-Lafayette	L	88-89	N	-	-
23	Portland	W	75-53	N	-	-

**Rainbow Classic (Honolulu, Hawaii)**

28	Creighton	W	60-58	N	-	-
29	Duke	L	83-95	N 13	-	-
30	Rutgers	W	79-71	N	-	-
J 4	Louisville	W	71-66	A 8	-	-
6	Coast. Carolina	L	72-73	SC	-	-
8	Toledo	L	72-84	A	-	-
11	Florida St.	W	82-62	SC	-	-
13	South Carolina	L	53-59	A	-	-
18	Morehead (Ky.)	W	68-61	SC	-	-
20	Virginia Tech	W	62-59	A	-	-
22	Arkansas St.	L	65-66	A	-	-
25	Tulane	W	73-64	SC	-	-
27	Southern Miss	L	76-83	SC	-	-
31	Xavier	Lot	88-90	A 25	-	-
F 3	Memphis	L	64-82	A	-	-
5	Alcorn St.	W	89-52	SC	-	-
8	Florida St.	W	72-69	A	-	-
10	South Carolina	W	76-51	SC	-	-
15	Memphis	W	82-76	SC	-	-
17	Virginia Tech	W	94-80	SC	-	-
22	Southern Miss	L	63-70	A	-	-
24	Tulane	W	66-58	A	-	-
M 1	Louisville	L	71-86	SC 21	-	-

**Metro Conference Tournament**

8	Florida St.	Wot	65-64	N	-	-
9	Southern Miss	L	63-75	N	-	-

**National Invitational Tournament**

16	Bowling Green	W	75-60	SC	-	-
20	DePaul	L	59-61	A	-	-

F—Louis Banks (17.9 pts/6.9 reb), Levertis Robinson (13.4/7.8), C—Keith Starks (11.0/5.9), G—Steve Sanders (7.0/2.5), Andre Tate (17.1/3.8), Res—Tarrance Gibson (1.2/1.1 ast), Brady Hughes (2.0/1.3), B.J. Ward (1.6/1.7).

**1990-91 - WON 18, LOST 12**

**Coach—Bob Huggins**

**Captain—Louis Banks, Levertis Robinson, Keith Starks**

Date	Opponent	W/L	Score	Site	Rk	UC
N23	Sam Houston	W	94-65	SC	-	-
24	Kent	W	89-62	SC	-	-
28	Kentucky	L	71-75	SC	-	-
D 1	Miami (Ohio)	L	64-72	A	-	-
8	UNC Asheville	W95-51	SC	-	-	-
13	Michigan St.	L	63-65	SC	-	-
15	Evansville	W	58-48	A	-	-
17	St. Francis (PA)	W	79-68	SC	-	-
20	Minnesota	W	72-64	A	-	-
22	ETSU	L	79-90	SC 21	-	-
29	Dayton	W	75-71	A	-	-
J 3	Louisville	W	72-64	SC	-	-
10	Florida St.	L	67-72	A	-	-
12	S. Carolina	L	69-85	A	-	-
19	Virginia Tech	W	77-61	SC	-	-
24	Tulane	W	60-56	A	-	-
26	Southern Miss	W	76-69	A 15	-	-
30	Xavier	W	69-56	SC	-	-
F 2	Memphis	W	73-59	SC	-	-
7	Florida St.	W	76-67	SC	-	-
9	S. Carolina	W	68-59	SC	-	-
14	Memphis	L	63-70	A	-	-
16	Virginia Tech	Lot	81-85	A	-	-
20	Southern Miss	W	86-72	SC 11	-	-
23	Tulane	L	59-70	SC	-	-
25	Valparaiso	W	90-47	SC	-	-
28	Louisville	L	61-68	A	-	-

**Metro Conference Tournament**

M7	Virginia Tech	L	69-75	N	-	-
----	---------------	---	-------	---	---	---

**National Invitational Tournament**

13	Ball St.	W	82-55	SC	-	-
18	Oklahoma	Lot	81-89	A	-	-

F—Herb Jones (16.1 pts/7.8 reb), Levertis Robinson (13.9/6.1), C—Keith Starks (9.4/5.3), G—Louis Banks (15.5/5.5), Allen Jackson (10.0/3.5), Res—Curtis Bostic (2.2/1.8), Tarrance Gibson (3.6/2.2), Jeff Scott (2.9/2.4).

**1991-92 - WON 29, LOST 5**

**NCAA Final Four**

**Great Midwest Season Co-Champions**

**Great Midwest Tourney Champions**

**Coach—Bob Huggins**

**Captain—Anthony Buford, Herb Jones, Mike Reichenecker**

Date	Opponent	W/L	Score	Site	Rk	UC
N22	Austin Peay	W	108-77	SC	-	-
23	American	W	72-69	SC	-	-
25	F. Dickinson	W	75-58	SC	-	-
30	Miami (Ohio)	W	82-62	SC	-	-
D 3	Cleveland St.	W	91-56	SC	-	-
6	East Carolina	W	105-69	SC	-	-</

# YEARLY RESULTS

N17	Butler	W	90-72	SC	-	19
19	North Carolina	L	63-90	A	1	19
29	Wyoming	W	73-49	SC	-	23
D 1	Tennessee St.	W	79-70	SC	-	23
3	Washington	W	88-72	SC	-	23

**Delta Air Lines Classic**

10	Cleveland St.	W	92-70	SC	-	20
11	Rutgers	W	75-61	SC	-	20
16	Temple	L	72-88	A	4	17
18	Ytown State	W	95-55	SC	-	17
22	Miami (Ohio)	W	78-75	SC	-	20
28	Robert Morris	W	84-59	SC	-	18
31	Austin Peay	W	85-75	A	-	18
J 5	Chicago St.	W	103-49	SC	-	17
9	UAB	L	65-67	SC	-	17
15	Dayton	W	79-63	A	-	21
19	Xavier	Lot	76-82	A	22	19
23	Memphis	L	55-62	A	-	19
27	UMass	W	76-74	SC	8	-
29	DePaul	W	66-43	SC	-	-
F 3	Memphis	W	69-64	SC	-	25
5	UAB	L	67-83	A	17	25
10	Marquette	L	60-61	SC	22	-
13	Marquette	W	20189-82	A	22	-
16	Saint Louis	W	78-73	SC	18	23

**7-Up Shootout**

20	California	L	80-89	N	19	23
23	Saint Louis	L	67-70	A	19	-
26	Dayton	W	93-54	SC	-	-
M2	DePaul	W	81-65	A	-	-

**Great Midwest Tournament (Cincinnati)**

10	DePaul	W	95-86	SC	-	-
11	Marquette	W	72-63	SC	19	-
12	Memphis	W	68-47	SC	-	-

**NCAA West Regional (Ogden, Utah)**

17	Wisconsin	L	72-80	N	-	25
----	-----------	---	-------	---	---	----

F—Curtis Bostic (8.8 pts/5.3 reb), Dantonio Wingfield (16.0/9.0), C—Mike Harris (5.3/5.3), G—LaZelle Durden (17.8/2.9), Damon Flint (12.6/3.8), Res—Darnell Burton (9.1/2.8), Keith Gregor (6.1/3.7), John Jacobs (4.7/3.4).

**1994-95 - WON 23, LOST 11**

**Great Midwest Tournament Champions**

**Coach—Bob Huggins**  
**Captains—Curtis Bostic, LaZelle Durden, Keith Gregor**

Date	Opponent	W/L	Score	Site	Rk	UC
N26	Austin Peay	W	108-73	SC	-	12
28	Rutgers	W	72-61	A	-	10

**Tournament of Champions**

D 2	Temple	W	60-41	N	-	10
3	N. Carolina	L	76-86	N	2	10

**Delta Air Lines Classic**

9	Canisius	L	69-72	SC	-	13
10	Tenn-Martin	W	110-56	SC	-	13
13	Minnesota	Wot	91-88	A	12	17
17	Wyoming	W	81-80	A	-	17
19	CS-Northridge	W	116-54	SC	-	13
21	California	W	76-89 <sup>A</sup>	SC	24	13

<sup>A</sup> California forfeited win due to NCAA sanctions

**Rainbow Classic (Honolulu, Hawaii)**

28	Georgia Tech	W	69-66	N	17	20
29	Arkansas	L	75-84	N	3	20
30	Hawaii	L	66-75	A	-	20
J 6	DePaul	W	67-64	A	-	-
9	Xavier	W	87-80	SC	-	-
12	Marquette	W	91-64	A	-	-
14	Tulane	W	86-72	SC	-	-
19	Saint Louis	W	84-73	SC	-	23
21	DePaul	W	92-82	SC	-	23
26	Dayton	W	81-60	A	-	19
28	Saint Louis	L	68-75	A	-	19
F 3	Memphis	Lot	69-74	A	-	23
5	Marquette	L	52-59	SC	-	23
12	Dayton	W	116-63	SC	-	-
16	Morehead	W	91-59	SC	-	-

**7-Up Shootout**

19	Maryland	L	72-74	N	7	-
26	UAB	L	63-64	A	-	-

M2	Memphis	L	73-83	SC	-	-
4	UAB	W	85-61	SC	-	-

**Great Midwest Tournament (Milwaukee)**

9	DePaul	Wot	96-95	N	-	-
10	Memphis	W	77-64	N	-	-
11	Saint Louis	W	67-65	N	-	-

**NCAA West Regional (Salt Lake City)**

16	Temple	W	77-71	N	-	-
18	Connecticut	L	91-96	N	8	-

F—Curtis Bostic (5.6 pts/5.0 reb), Danny Fortson (15.1/7.6), C—Art Long (12.2/8.3), G—LaZelle Durden (17.9/2.7), Keith LeGree (6.6/4.5 ast), Res—Darnell Burton (11.9/2.9), Damon Flint (7.0/2.2), Keith Gregor (2.3/1.7), John Jacobs (2.5/2.7).

**1995-96 - WON 28, LOST 5**

**Conference USA Season Champions**

**Conference USA Tournament Champions**  
**Coach—Bob Huggins**  
**Captain—Keith Gregor**

Date	Opponent	W/L	Score	Site	Rk	UC
N29	Wyoming	W	101-51	SC	-	21

**Delta Air Lines Classic**

D 7	UNCW	W	82-47	SC	-	17
8	Wagner	W	100-64	SC	-	17
9	Arkansas	W	82-67	A	-	17
13	Minnesota	W	84-50	SC	-	12

**Gatorade Rock-N-Roll Shootout**

16	Temple	W	70-49	N	-	12
20	California	W	77-70	A	24	9
30	McNeese St.	W	103-69	SC	-	5

J 6	USF	W	71-69	A	-	5
11	Southern Miss	W	75-70	A	-	4
13	Marquette	W	91-70	SC	-	4
17	Xavier	W	99-90	A	-	3
21	UAB	L	68-70	A	-	3
25	DePaul	W	71-61	SC	-	5
28	Southern Cal	W	85-53	SC	-	5
31	Charlotte	W	78-64	SC	-	5
F 2	Illinois State	W	91-57	SC	-	5
4	USF	W	79-60	SC	-	5
7	Saint Louis	W	81-49	SC	-	5

**7-Up Shoot-out**

11	Arizona	76	-79	N	13	5
17	DePaul	W	87-60	A	-	6
19	Saint Louis	W	69-64	A	-	6
22	Louisville	L	66-72	SC	21	6
25	Tulane	W	65-63	A	-	6
29	Memphis	W	71-66	SC	14	7
M2	Marquette	L	72-74	A	-	7

**Conference USA Tournament**

7	Saint Louis	Wot	62-59	N	-	8
8	Louisville	W	92-81	N	22	8
9	Marquette	Wot	85-84	N	21	8

**NCAA Southeast Regional**

15	UNCG	W	66-61	N	-	7
17	Temple	W	78-65	N	-	7

**NCAA Southeast Regional Finals**

22	Georgia Tech	W	87-70	N	13	7
24	Mississippi St.	L	63-73	N	19	7

F—Keith Gregor (4.5 pts/2.4 reb), Danny Fortson (20.1/9.6), C—Art Long (9.0/7.8), G—Damon Flint (12.8/3.5 ast), Keith LeGree (8.2/5.7 ast), Res—Darnell Burton (14.0/2.6), Jackson Julson (3.4/1.5), Rodrick Monroe (3.2/2.9), Melvin Levett (2.4/0.7), Terrence Davis (2.0/0.7), Bobby Brannen (1.8/2.7).

**1996-97 - WON 26, LOST 8**

**Conference USA Season Champions**

**Coach—Bob Huggins**  
**Captains—Darnell Burton, Damon Flint, Danny Fortson**

Date	Opponent	W/L	Score	Site	Rk	UC
N23	W. Carolina	W	99-72	SC	-	1
26	Xavier	L	69-71	SC	-	1
30	Rutgers	W	105-65	SC	-	1

**Great Eight (Chicago)**

D 4	Kansas	L	65-72	N	1	4
17	Howard	W	90-46	SC	-	7

19	Eastern Mich.	W	102-79	SC	-	7
----	---------------	---	--------	----	---	---

**Gatorade Rock-N-Roll Shootout (Cleveland)**

28	Western Ky.	W	81-57	N	-	7
----	-------------	---	-------	---	---	---

**Puerto Rico Holiday Classic**

30	SE Missouri	W	80-57	N	-	7
31	Nebraska	W	84-73	N	-	6
J 1	SW Missouri	W	101-60	N	-	6
5	Saint Louis	W	64-52	A	-	6
8	UAB	W	74-54	SC	-	6
10	Miami (Ohio)	W	91-61	SC	-	6

**A-10/C-USA Challenge**

16	Temple	L	55-70	SC	-	4
18	Arkansas	W	92-57	SC	-	4
21	Charlotte	W	77-67	A	-	9
26	Southern Cal	W	100-81	A	-	9
30	Louisville	L	70-81	A	9	8
F 1	DePaul	W	90-53	SC	-	8
6	Tulane	W	65-64	SC	21	12
8	Marquette	W	91-70	SC	-	12
10	Washington	W	82-69	A	-	12
13	Saint Louis	W	69-56	SC	-	8
15	South Carolina	L	83-97	SC	12	8
18	Houston	W	97-64	SC	-	11
20	USF	W	76-56	A	-	11
22	DePaul	W	83-54	A	-	11
25	Southern Miss	W	63-49	SC	-	9
27	Marquette	W	80-74	A	-	9
M 1	Memphis	L	63-75	A	-	9

**Conference USA Tournament (St. Louis)**

6	Saint Louis	W	71-43	A	-	10
7	Marquette	L	79-91	N	-	10

**NCAA Midwest Regional (Detroit)**

13	Butler	W	86-69	N	-	10
15	Iowa State	L	66-67	N	18	10

F—Danny Fortson (21.3 pts/9.1 reb), Ruben Patterson (13.7/5.6), C—Jackson Julson (2.3/1.5), G—Damon Flint (8.9/4.0 ast), Charles Williams (3.0/3.0 ast), Res—Darnell Burton (13.8/3.0), Bobby Brannen (5.0/5.1), Rodrick Monroe (4.6/2.5), D/Juan Baker (4.2/1.1), Melvin Levett (4.2/1.9), Kenyon Martin (2.8/3.4), Terrence Davis (2.4/1.6 ast).

**1997-98 - WON 27, LOST 6**

**Conference USA Season Champions**


**Conference USA Tournament Champions**  
**Coach—Bob Huggins**  
**Captains—D'Juan Baker, Bobby Brannen**

Date	Opponent	W/L	Score	Site	Rk	UC
Chase Preseason NIT						
N19	Detroit	W	76-66	SC	-	-
21	Arizona State	L	79-87	SC	-	-
30	Morehead St.	W	87-57	SC	-	-
D 3	Alcorn State	W	90-76	SC	-	-
6	Wright State	W	85-60	SC	-	-
13	Xavier	L	68-88	A	10	-
17	Minnesota	W	81-71	SC	-	-
20	Eastern Ky.	W	106-54	SC	-	-

**Gatorade Rock-N-Roll Shootout (Cleveland)**

27	UMass	Wot	74-66	N	-	-
30	Winthrop	W	79-36	SC	-	-
J 4	Houston	W	81-68	A	-	-
8	Memphis	W	61-54	SC	-	-
11	Marquette	W	68-51	SC	20	-
15	Southern Miss	W	77-61	SC	-	-
18	Louisville	W	71-57	A	-	-
20	Tulane	W	60-50	A	-	21
22	Marquette	Lot	63-66	A	-	21
25	Rhode Island	W	88-82	SC	22	21
29	Louisville	W	67-61	SC	-	18
F 1	South Carolina	L	65-67	A	13	18
5	DePaul	W	109-73	A	-	20
7	Charlotte	L	62-69	A	-	20
12	Saint Louis	W	70-43	A	-	19
14	USF	W	72-55	SC	-	19
19	UAB	W	93-76	A	-	17
21	DePaul	W	75-38	SC	-	17
26	Charlotte	W	68-67	SC	-	17
28	Saint Louis	W	61-58	SC	-	17

YEARLY RESULTS



Nick Van Exel helped cut down the nets after Cincinnati's 88-57 win over Memphis that sent the Bearcats to the 1992 NCAA Final Four.

J 2 UNLV	W	106-66	SC	-	3
5 Charlotte	W	81-54	SC	-	3
8 Marquette	W	67-48	SC	-	3
12 Tulane	W	72-59	A	-	1
14 Ohio	W	73-59	SC	-	1
19 Memphis	W	75-55	SC	-	1
23 Marquette	W	72-60	A	-	1
27 Louisville	W	75-65	A	-	1
29 USF	W	89-72	SC	-	1
F 3 Charlotte	W	70-62	A	-	1
5 UAB	W	93-80	A	-	1
13 DePaul	W	87-64	SC	-	1
17 Houston	W	77-65	A	-	1
20 Temple	L	69-77	SC	15	1
23 Southern Miss	W	95-69	SC	-	3
27 Louisville	W	68-59	SC	-	3
M2 DePaul	W	64-62	A	-	2
4 Saint Louis	W	84-41	SC	-	2
<b>Conference USA Tournament (Memphis)</b>					
9 Saint Louis	L	58-68	N	-	1
<b>NCAA South Regional (Nashville)</b>					
17 UNCW	W	64-47	N	-	7
19 Tulsa	L	61-69	N	18	7
F—Pete Miceal (13.5 pts/6.3 reb), Jermaine Tate (4.6/4.6), C—Kenyon Martin (18.9/9.7), G—DerMarr Johnson (12.6/3.8), Kenny Satterfield (9.2/5.4 ast), Res—Ryan Fletcher (7.1/4.3), Steve Logan (9.8/3.5 ast).					
<b>2000-01 - WON 25, LOST 10</b>					
<b>Conference USA Season Champions</b>					
<b>Coach—Bob Huggins</b>					
<b>Captains—Steve Logan, Kenny Satterfield</b>					
DateOpponent	W/LScore	Site	Rk	UC	
N18 Boise State	W	73-61	SC	-	17
21 Marshall	W	79-75	SC	-	16
<b>John Wooden Tradition (Indianapolis)</b>					
25 Notre Dame	L	51-69	N	14	16
29 Dayton	W	82-75	A	24	22
D11 Oakland	W	97-58	SC	-	18
14 Xavier	L	67-69	SC	-	17
<b>Las Vegas Showdown</b>					
16 UNLV	W	90-72	A	-	17
<b>Puerto Rico Holiday Classic (Bayamon)</b>					
20 Y'town State	W	74-65	N	-	22
21 Clemson	W	88-80	N	-	22
22 Alabama	Wot	77-74	N	17	22
28 UNCW	W	65-55	SC	-	19
<b>Gatorade Rock-N-Roll Shootout (Cleveland)</b>					
30 Toledo	L	66-69	N	-	19

J 6 Charlotte	W	76-66	SC	-	25
10 Marquette	L	44-47	A	-	-
13 Louisville	W	72-52	A	-	-
17 UAB	W	90-83	SC	-	-
20 Saint Louis	Lot	62-71	A	-	-
24 Louisville	L	54-63	SC	-	-
27 Wake Forest	Wot	78-72	SC	8	-
29 Tulane	W	105-57	SC	-	-
F 1 Charlotte	L	58-60	A	-	-
3 DePaul	W	91-70	SC	-	-
10 Southern Miss	W	64-52	A	-	-
15 Memphis	W	66-65	A	-	-
18 Marquette	Lot	63-66	SC	-	-
21 Saint Louis	W	68-61	SC	-	-
24 Houston	W	85-50	SC	-	-
M1 USF	W	77-66	A	-	-
3 DePaul	W	75-62	A	-	-
<b>Conference USA Tournament (Louisville)</b>					
8 UAB	W	73-70	N	-	-
9 Memphis	W	89-79	N	-	-
10 Charlotte	L	72-80	N	-	-
<b>NCAA West Regional (San Diego)</b>					
15 BYU	W	84-59	N	-	-
17 Kent State	W	66-43	N	-	-
<b>NCAA West Finals (Anaheim)</b>					
22 Stanford	L	65-78	N	2	-
F—Immanuel McElroy (7.0 pts/3.3 reb), Jamaal Davis (6.7/4.2), C—B.J. Grove (4.2/3.8), G—Steve Logan (17.6/2.3 ast), Kenny Satterfield (14.4/5.1 ast), Res—Leonard Stokes (10.1/3.9), Donald Little (6.0/5.6), Antwan Jones (5.3/2.4), Field Williams (3.1/0.6).					
<b>2001-02 - WON 31, LOST 4</b>					
<b>Conference USA Season Champions</b>					
<b>Conference USA Tourney Champions</b>					
<b>Coach—Bob Huggins</b>					
<b>Captains—Steve Logan, Immanuel McElroy</b>					
DateOpponent	W/LScore	Site	Rk	UC	
N16 Oklahoma St.	L	62-69	A	18	-
20 Wright State	W	83-54	SC	-	-
24 UNLV	W	74-61	SC	-	-
28 Dayton	W	77-55	SC	-	-
D 1 Duquesne	W	74-41	SC	-	-
8 Coppin State	W	90-39	SC	-	-
10 Toledo	W	68-55	SC	-	-
14 Xavier	W	75-55	A	-	-
<b>Las Vegas Classic</b>					
17 Richmond	W	77-46	SC	-	25
20 La.-Monroe	W	102-66	N	-	25
21 Mississippi St.	W	90-56	N	-	25
22 Purdue	W	79-62	N	-	25
<b>Gatorade Rock-N-Roll Shootout (Cleveland)</b>					
29 Akron	W	73-57	N	-	17
J 5 East Carolina	W	72-62	A	-	13
8 Charlotte	W	71-58	SC	-	10
12 Houston	W	83-62	A	-	10
16 DePaul	W	89-72	SC	-	7
19 Louisville	W	77-50	SC	-	7
22 Saint Louis	W	54-50	A	-	4
26 USF	W	78-68	A	-	4
29 East Carolina	W	75-48	SC	-	4
F 2 Marquette	L	60-74	A	-	4
6 Charlotte	W	85-66	A	-	6
9 Wake Forest	W	103-94	A	19	6
12 Saint Louis	W	67-53	SC	-	5
15 Southern Miss	W	89-37	SC	-	5
19 DePaul	W	79-62	A	-	4
22 Marquette	W	63-62	SC	9	4
27 Louisville	L	71-74	A	-	4
M3 Memphis	Wot	80-75	SC	-	4
<b>Conference USA Tournament (Cincinnati)</b>					
7 USF	W	79-57	RC	-	5
8 Charlotte	W	71-55	RC	-	5
9 Marquette	W	77-63	RC	13	5
<b>NCAA West Regional (Pittsburgh)</b>					
15 Boston Univ.	W	90-52	N	-	5
17 UCLA	L2ot	101-105	N	-	5
F—Immanuel McElroy (9.5 pts/5.2 reb),					

Jamaal Davis (7.4/5.1), C—Donald Little (7.1/6.9), G—Leonard Stokes (12.7/4.8), Steve Logan (22.0/5.3 ast), Res—Jason Maxiell (8.1/6.8 reb), Field Williams (6.5/1.2), Taron Barker (2.5/1.4 ast).					
<b>2002-03 - WON 17, LOST 12</b>					
<b>Coach—Bob Huggins</b>					
<b>Captains—Leonard Stokes</b>					
DateOpponent	W/LScore	Site	Rk	UC	
N23 Tenn. Tech	W	54-48	SC	-	23
26 Florida A&M	W	80-53	SC	-	21
30 Dayton	L	69-75	A	-	21
D 2 Valparaiso	W	76-50	SC	-	-
7 Xavier	L	44-50	SC	16	-
14 LaSalle	W	65-62	SC	-	-
<b>Jimmy V Classic (East Rutherford, N.J.)</b>					
17 Oregon	W	77-52	N	-	-
22 Clemson	L	51-58	A	-	-
28 Miami (Ohio)	W	66-54	RC	-	-
J 2 Chattanooga	W	81-51	SC	-	-
8 DePaul	W	64-56	SC	-	-
11 TCU	W	83-72	A	-	-
15 Saint Louis	W	66-56	A	-	-
18 Tulane	W	77-54	SC	-	-
22 East Carolina	W	59-53	A	-	-
25 Charlotte	W	83-79	SC	-	-
29 DePaul	L	52-56	A	-	-
F 1 Marquette	L	76-82	SC	18	-
5 Louisville	L	71-77	A	5	-
9 Okla.	W	61-50	SC	11	-
15 Charlotte	L	64-74	A	-	-
18 Saint Louis	L	55-58	SC	-	-
22 Louisville	W	101-80	SC	4	-
26 East Carolina	W	53-52	SC	-	-
M1 Memphis	L	48-67	A	24	-
5 UAB	W	87-70	SC	-	-
8 Marquette	L	61-70	A	8	-
<b>Conference USA Tournament (Louisville)</b>					
12 Southern Miss	L	61-63	N	-	-
<b>NCAA West Regional</b>					
20 Gonzaga	L	69-74	N	-	-
F—Leonard Stokes (15.7 pts/4.6 reb), Jason Maxiell (11.9/6.7), C—Kareem Johnson (2.4/4.3), G—Field Williams (11.6/2.0), Taron Barker (6.8/5.0 ast), Res—Tony Bobbitt (8.0/1.8 reb), Armein Kirkland (3.4/2.0), Eric Hicks (2.5/3.6), Rod Flowers (3.1/2.5), Chadd Moore (2.6/1.6 ast).					
<b>2003-04 - WON 25, LOST 7</b>					
<b>Conference USA Season Champions</b>					
<b>Conference USA Tourney Champions</b>					
<b>Coach—Bob Huggins</b>					
<b>Captains—Jason Maxiell, Field Williams</b>					
DateOpponent	W/LScore	Site	Rk	UC	
N22 Akron	W	88-66	SC	-	18
24 Oakland	W	89-60	SC	-	18
29 Coppin State	W	76-56	SC	-	18
D 2 Valparaiso	W	68-49	A	-	19
17 Clemson	W	79-56	SC	-	16
20 Middle Tenn.	W	89-54	SC	-	16
23 Dayton	W	82-53	SC	23	14
27 Miami (Ohio)	W	83-63	RC	-	14
30 Elon	W	102-63	SC	-	12
J 7 Tulane	W	71-44	A	-	11
10 DePaul	W	90-65	SC	-	11
14 Marquette	W	85-73	A	21	10
17 TCU	W	85-57	SC	-	10
21 Louisville	L	66-93	A	5	6
24 Southern Miss	W	83-47	A	-	6
28 East Carolina	W	80-57	SC	-	8
31 Charlotte	L	83-86	SC	-	8
F 3 Xavier	L	69-71	A	-	10
7 Houston	W	54-51	A	-	10
11 USF	W	80-67	SC	-	13
15 Wake Forest	L	85-91	A	20	13
18 UAB	L	69-80	A	-	17
21 Louisville	Wot	66-61	SC	10	17
25 Saint Louis	W	77-52	SC	-	15
28 Charlotte	W	75-67	A	-	15
M4 DePaul	L	65-68	A	-	13

6 Memphis	W	83-79	SC	20	13
<b>Conference USA Tournament (Cincinnati)</b>					
11 Louisville	W	64-62	N	-	13
12 Saint Louis	W	66-46	N	-	13
13 DePaul	W	55-50	N	-	13
<b>NCAA Atlanta Regional</b>					
19 East Tenn. St.	W	80-77	N	-	11
21 Illinois	L	68-92	N	13	11
F—Armein Kirkland (6.0 pts/2.6 reb), Jason Maxiell (13.6/6.9), C—Kareem Johnson (5.6/5.4), G—Field Williams (11.9/2.4), James White (7.9/3.6 ast), Res—Tony Bobbitt (13.4/3.4 reb), Eric Hicks (7.0/5.8), Nick Williams (6.7/2.1 ast), Robert Whaley (5.8/2.5 reb), Chadd Moore (3.2/2.0 ast).					
<b>2004-05 - WON 25, LOST 8</b>					
<b>Coach—Bob Huggins</b>					
<b>Captains—Jason Maxiell, Nick Williams</b>					
DateOpponent	W/LScore	Site	Rk	UC	
N19 Valparaiso	W	88-70	SC	-	-
24 N. Iowa	W	76-70	SC	-	-
<b>John Wooden Tradition (Indianapolis)</b>					
27 Purdue	W	79-59	N	-	-
D 4 Dayton	W	65-55	A	-	-
9 Vanderbilt	W	88-72	SC	-	-
11 Detroit	W	61-44	SC	-	-
18 N.W. St.	W	81-65	SC	-	25
20 Jackson State	W	95-43	SC	-	22
22 LaSalle	W	84-63	SC	-	22
27 Miami (Ohio)	W	77-53	RC	-	22
<b>Las Vegas Holiday Classic</b>					
30 Longwood	W	95-69	N	-	22
31 Illinois	L	45-67	N	1	22
%games also part of tourney					
J 6 DePaul	W	83-54	SC	-	23
8 Saint Louis	W	69-53	A	-	23
12 East Carolina	W	84-78	A	-	18
15 Louisville	L	66-69	SC	19	18
19 Charlotte	W	80-58	SC	-	18
22 Wake Forest	L	70-74	SC	3	20
27 USF	W	74-48	A	-	21
29 Houston	W	87-68	SC	-	21
F 2 Louisville	L	70-77	A	9	18
5 Charlotte	W	90-91	A	-	18
10 Xavier	W	65-54	SC	-	21
12 DePaul	L	66-85	A	-	21
16 Southern Miss	W	83-51	SC	-	24
19 UAB	W	72-69	SC	-	24
24 Marquette	W	80-68	SC	-	24
26 TCU	W	89-74	A	-	24
M2 Tulane	W	77-56	SC	-	22
5 Memphis	W	62-60	A	-	22
<b>Conference USA Tournament (Memphis)</b>					
10 USF	L	68-80	N	-	21
<b>NCAA Austin Regional</b>					
17 Iowa	W	76-64	N	-	23
19 Kentucky	L	60-69	N	7	23
F—James White (10.2 pts/4.8 reb), Eric Hicks (13.7/9.0), C—Jason Maxiell (15.3/7.7), G—Nick Williams (8.9/2.4), Jihad Muhammad (10.4/3.0), Res—Armein Kirkland (10.3/4.3), Roy Bright (4.0/3.7), Jamaal Lucas (0.7/1.2).					
<b>2005-06 - WON 21, LOST 13</b>					
<b>Coach—Andy Kennedy</b>					
<b>Captains—Eric Hicks</b>					
DateOpponent	W/LScore	Site	Rk	UC	
N19 Murray State	Wot	79-75	SC	-	-
22 Illinois State	W	76-59	SC	-	-
25 Holy Cross	W	77-55	SC	-	-
29 Dayton	L	66-75	SC	-	-
D 3 Memphis	L	81-91	SC	9	-
10 Vanderbilt	W	92-83	A	-	-
14 Ohio	W	86-58	SC	-	-
<b>Las Vegas Holiday Classic</b>					
17 Tennessee Tech	W	105-62	SC	-	-
19 Ark.-Monticello	W	84-63	SC	-	-
22 Dayton	W	81-63	N	-	-
23 LSU	W	75-72	N	-	-
28 Miami (Ohio)	W	75-65	RC	-	-

# YEARLY RESULTS

30	N.C. A&T	W	105-69	SC	-	-
J 4	DePaul	W	82-60	SC	-	-
7	Marquette	W	70-66	A	-	-
9	Connecticut	L	59-70	A	4	25
14	Syracuse	L	58-77	SC	-	25
19	Xavier	Lot	71-73	A	-	-
22	Rutgers	W	71-66	SC	-	-
25	Louisville	L	50-67	A	22	-
28	Georgetown	L	57-76	A	21	-
31	USF	W	73-60	SC	-	-
F 4	West Virginia	L	57-66	A	11	-
6	Louisville	W	74-68	SC	-	-
12	Pittsburgh	L	69-89	A	14	-
15	Syracuse	W	82-65	A	-	-
17	Providence	W	66-64	SC	-	-
23	Villanova	L	72-74	SC	2	-
28	Seton Hall	L	62-72	A	-	-
M4	West Virginia	W	78-75	SC	16	-

**BIG EAST Tournament (New York City)**

8	Syracuse	L	73-74	N	-	-
---	----------	---	-------	---	---	---

**National Invitational Tournament**

17	Charlotte	W	86-80	SC	-	-
21	Minnesota	W	76-62	SC	-	-
23	South Carolina	L	62-65	SC	-	-

F—Eric Hicks (15.0 pts/9.7 reb), Cedric McGowan (8.5/7.2), G—James White (16.3/5.1), Jihad Muhammad (10.8/2.8), Devan Downey (11.9/4.3 ast), Res—Armein Kirkland (9.7/3.4 reb), Chadd Moore (3.7/2.0 ast), Domanic Tilford (2.5/0.6 ast), Ronald Allen (2.4/1.6 reb), Connor Barwin (1.0/2.2).

**2006-07 - WON 11, LOST 19**

**Coach—Mick Cronin**

**Captains—Cedric McGowan**

Date	Opponent	W/L	Score	Site	Rk	UC
<b>Jim Thorpe Classic</b>						
N10	Howard	W	70-39	SC	-	-
11	Tenn.-Martin	W	67-49	SC	-	-
12	High Point	W	63-51	SC	-	-
21	Wofford	L	90-91	SC	-	-
25	C. Michigan	W	60-50	SC	-	-
29	Oakland	W	68-61	SC	-	-
D 2	UAB	L	57-59	SC	-	-

**Lenape Trail Classic (Atlantic City)**

9	Temple	W	80-71	N	-	-
13	Xavier	W	67-57	H	-	-

**John Wooden Tradition (Indianapolis)**

16	Ohio State	L	50-72	N	4	-
23	NC State	W	80-71	SC	-	-
27	Miami (Ohio)	W	60-52	RC	-	-
30	Ohio	L	66-79	N	-	-
J 4	Memphis	L	55-88	A	23	-
7	Rutgers	L	42-54	SC	-	-
14	USF	L	59-74	A	-	-
17	Syracuse	L	76-77	A	-	-
20	West Virginia	Wot	96-83	SC	-	-
24	Pittsburgh	L	51-67	SC	9	-
27	Georgetown	L	67-82	A	-	-
31	Louisville	L	63-69	SC	-	-
F 4	St. John's	L	64-73	SC	-	-
6	Providence	L	70-71	A	-	-
10	Rutgers	L	69-73	A	-	-
14	Villanova	L	48-64	A	-	-
18	Notre Dame	L	64-76	SC	-	-
21	Georgetown	L	65-75	SC	12	-
24	DePaul	L	45-58	A	-	-
28	Seton Hall	Wot	70-67	SC	-	-
M3	West Virginia	L	65-79	A	-	-

F—Cedric McGowan (8.2 pts/5.1 reb), John Williamson (13.5/7.3), C—Marcus Sikes (9.5/5.0), G—Deonta Vaughn (14.5/3.5 ast.), Jamual Warren (8.0/3.2 ast.), Res—Marvin Gentry (7.4/2.8), Timmy Crowell (1.5/0.8 ast.), Ronald Allen (1.3/1.1), Connor Barwin (1.2, 1.4).

**2007-08 - WON 13, LOST 19**

**Coach—Mick Cronin**

**Captains—John Williamson**

Date	Opponent	W/L	Score	Site	Rk	UC
------	----------	-----	-------	------	----	----

**Peggy Cronin Classic**

N 9	Belmont	L	75-86	SC	-	-
10	W. Carolina	W	66-64	SC	-	-
11	Bowling Green	L	67-69	SC	-	-
16	C. Carolina	W	74-59	SC	-	-
24	Fairfield	W	69-64	SC	-	-
26	USC Upstate	W	69-57	SC	-	-
D 1	UAB	L	54-73	A	-	-
8	Illinois State	L	52-62	A	-	-
12	Xavier	L	59-64	A	17	-
19	Memphis	L	69-79	SC	2	-
23	N.C. State	L	77-85	A	-	-
29	Miami (Ohio)	W	56-50	RC	-	-
J 1	Louisville	W	58-57	A	-	-
5	St. John's	L	58-70	A	-	-
9	Syracuse	W	74-66	SC	-	-
12	Villanova	W	69-66	SC	19	-
15	Notre Dame	L	74-91	A	-	-
19	Pittsburgh	W	62-59	SC	15	-
23	Connecticut	L	83-84	SC	-	-
27	Seton Hall	L	61-64	A	-	-
30	West Virginia	W	62-39	A	-	-
F 2	Marquette	L	60-75	SC	17	-
9	Rutgers	Wot	72-68	A	-	-
13	St. John's	W	60-43	SC	-	-
20	USF	W	52-51	SC	-	-
23	Georgetown	L	53-73	A	12	-
27	Pittsburgh	L	67-73	A	-	-
M2	Providence	Lot	79-81	SC	-	-
6	DePaul	L	54-60	SC	-	-
9	Connecticut	L	51-96	A	13	-

**BIG EAST Tournament (New York City)**

12	Pittsburgh	L	64-70	N	-	-
----	------------	---	-------	---	---	---

**College Basketball Invitational**

13	Bradley	L	67-70	A	-	-
----	---------	---	-------	---	---	---

F—John Williamson (13.5/7.3), Rashad Bishop (5.4/3.4), C—Adam Hrycaniuk (6.4/5.3), G—Deonta Vaughn (17.3/4.2 ast.), Jamual Warren (5.6/4.0 ast.), Res—Marvin Gentry (6.0/2.5), Larry Davis (4.3/0.7 ast.), Marcus Sikes (3.9/3.5), Anthony McClain (2.7/3.0).

**2008-09 - WON 18, LOST 14**

**Coach—Mick Cronin**

**Captain—Deonta Vaughn**

Date	Opponent	W/L	Score	Site	Rk	UC
N16	South Dakota	W	77-46	SC	-	-
18	TX Southern	W	82-51	SC	-	-
<b>Global Sports Classic (Las Vegas)</b>						
22	W. Illinois	W	74-46	SC	-	-
24	C. Carolina	W	82-56	SC	-	-
28	Florida State	L	47-58	N	-	-
29	UNLV	W	67-65	A	-	-
D 6	UAB	W	87-80	SC	-	-
13	Xavier	L	66-76	SC	9	-
15	Cha. Southern	W	74-55	SC	-	-

**SEC/BIG EAST Invitational**

18	Miss. State	W	75-63	RC	-	-
20	E. Kentucky	Wot	85-77	SC	-	-
22	AR Pine Bluff	W	79-49	SC	-	-
29	Memphis	L	45-60	A	24	-
J 4	Marquette	L	50-84	A	25	-
7	Providence	L	79-87	SC	-	-
10	Connecticut	L	72-81	SC	5	-
14	Rutgers	W	71-59	SC	-	-
17	DePaul	W	59-55	A	-	-
19	Providence	L	63-72	A	-	-
22	St. John's	W	71-60	A	-	-
28	Georgetown	W	65-57	SC	23	-
F 1	Villanova	L	50-71	A	21	-
4	Notre Dame	W	93-83	RC	-	-
7	Georgetown	Wot	64-62	A	-	-
11	St. John's	W	71-61	SC	-	-
14	Pittsburgh	L	69-85	A	4	-
21	Louisville	L	63-72	SC	7	-
26	West Virginia	W	65-61	SC	-	-
M1	Syracuse	L	63-87	A	-	-
3	USF	L	59-70	A	-	-
7	Seton Hall	Lot	63-67	SC	-	-
<b>BIG EAST Tournament (New York City)</b>						
10	DePaul	L	57-67	N	-	-

F—Mike Williams (9.8/5.7), Yancy Gates (10/6/6.1), C—Steve Toyloy (3.9/3.8), G—Deonta Vaughn (15.3/4.7 ast.), Larry Davis (6.8/1.5 ast.), Res—Dion Dixon (7.3/3.1), Rashad Bishop (5.4/4.0 reb.), Darnell Wilks (2.1/1/4).

**2009-10 - WON 19, LOST 16**

**Coach — Mick Cronin**

**Captain — Deonta Vaughn**

Date	Opponent	W/L	Score	Site	Rk	UC
N16	PVAMU	W	69-62	SC	-	-
18	Toledo	W	92-68	SC	-	-

**EA Sports Maui Invitational**

23	Vanderbilt	W	67-58	N	24	-
24	Maryland	W	69-57	N	21	-
25	Gonzaga	Lot	59-61	N	-	-
D 1	TX Southern	W	94-57	SC	-	22
10	Miami (Ohio)	W	63-59	RC	-	19
13	Xavier	L	79-83	A	-	19
16	UAB	L	47-64	A	-	25
19	Lipscomb	W	80-52	SC	-	-
22	Winthrop	W	74-57	SC	-	-
30	Connecticut	W	71-69	SC	10	-
J 2	Rutgers	W	65-58	A	-	-
4	Pittsburgh	L	71-74	SC	23	-
6	Cal St. Bkrsfld	W	87-58	SC	-	-
9	Seton Hall	L	76-83	A	-	-
13	St. John's	L	50-52	A	-	-
16	Notre Dame	W	60-58	SC	-	-
20	USF	W	78-70	SC	-	-
24	Louisville	L	60-68	A	-	-
30	Providence	W	92-88	SC	-	-
F 4	Notre Dame	L	65-83	A	-	-
7	Syracuse	L	54-71	SC	3	-
13	Connecticut	W	60-48	A	-	-
16	USF	L	57-65	A	-	-
21	Marquette	Lot	76-79	SC	-	-
24	DePaul	W	74-69	SC	-	-
27	West Virginia	L	68-74	A	8	-
M2	Villanova	L	73-77	SC	9	-
6	Georgetown	L	47-74	A	19	-

**BIG EAST Tournament (New York City)**

9	Rutgers	W	69-68	N	-	-
10	Louisville	W	69-66	N	-	-
11	West Virginia	L	51-54	N	7	-

**National Invitational Tournament**

17	Weber State	W	76-62	SC	-	-
22	Dayton	L	66-81	SC	-	-
<b>F—Yancy Gates (10.4/5.9), Rashad Bishop (8.4/4.4), Ibrahima Thomas (5.8/5.4), G—Deonta Vaughn (11.7/3.5 ast.), Lance Stephenson (12.3/5.4), Res—Cashmere Wright (5.4/2.0 ast.), Dion Dixon (4.9/2.0), Jaquon Parker (4.3/2.8), Darnell Wilks (3.4/1.9), Steve Toyloy (3.3/3.3), Larry Davis (3.2/1.4).</b>						

**2010-11 - WON 26, LOST 9**

**Coach — Mick Cronin**

**Captains — Rashad Bishop, Larry Davis, Ibrahima Thomas, Eddie Tyree, Darnell Wilks**

Date	Opponent	W/L	Score	Site	Rk	UC
N15	Mt. St. Mary's	W	69-59	SC	-	-
20	IPFW	W	65-59	SC	-	-

**Global Sports Main Event**

22	Florida A&M	W	76-51	SC	-	-
24	Sav. State	W	54-41	SC	-	-
27	Dayton	W	68-34	RC	-	-
D 1	Wright State	W	77-69	SC	-	-
4	Toledo	W	81-47	A	-	-
11	Utah Valley St.	W	92-72	SC	-	-
14	Georgia So.	W	99-54	SC	-	-
<b>Al-College Classic (Oklahoma City)</b>						
18	Oklahoma	W	66-56	N	-	-
21	Miami (Ohio)	W	64-48	A	-	-
23	St. Francis PA	W	94-58	SC	-	-
28	DePaul	W	76-60	SC	-	-
31	Seton Hall	W	70-53	SC	-	24
J 6	Xavier	W	66-46	SC	-	24
9	Villanova	L	61-72	A	7	24

12	USF	W	74-66	SC	-	25
15	Syracuse	L	52-67	A	4	25
19	Notre Dame	L	58-66	A	16	25
22	St. John's	W	53-51	A	-	25
26	Rutgers	W	72-56	SC	-	-
29	West Virginia	L	55-66	SC	-	-
F 5	Pittsburgh	L	59-71	A	4	-
8	DePaul	W	71-68	A	-	-
13	St					

# YEARLY RESULTS

**Captains — Cashmere Wright, JaQuon Parker**

Date	Opponent	W/L	Score	Site	Rk	UC
N11	UT Martin	W	80-57	SC	-	24
13	Miss. Valley	W	102-60	SC	-	24
18	N. C. A&T	W	93-39	SC	-	24
20	Campbell	W	91-72	SC	-	22
23	Iowa State	W	78-70	N	-	22
24	Oregon	W	77-66	N	-	22
D 1	Alabama	W	58-56	SC	-	17
6	Ark.-Little Rock	W	87-53	SC	-	11
8	UMES	W	92-60	SC	-	11
15	Marshall	W	72-56	A	-	11
19	Xavier	W	60-45	N	-	11
22	Wright State	W	68-58	SC	-	11
27	New Mexico	L	54-55	SC	-	8
31	Pittsburgh	W	70-61	A	24	14
J 5	St. John's	L	52-53	SC	-	14
7	Notre Dame	L	60-66	SC	-	21
12	Rutgers	W	68-58	A	-	21
15	DePaul	W	75-70	A	-	-
19	Marquette	Wot	71-69	SC	25	-
21	Syracuse	L	55-57	A	3	21
30	Rutgers	W	62-54	SC	-	24
F 2	Seton Hall	W	65-59	A	-	24
6	Providence	L	50-54	A	-	17
9	Pittsburgh	L	52-62	SC	23	17
12	Villanova	W	68-50	SC	-	-
15	Georgetown	L	55-62	SC	15	-
21	Connecticut	Lot	66-73	A	-	-
24	Notre Dame	L	41-62	A	25	-
M2	Connecticut	W	61-56	SC	-	-
4	Louisville	L	51-67	A	8	-
9	USF	Wot	61-53	SC	-	-

**BIG EAST Tournament (New York City)**

13	Providence	W	61-44	N	-	-
14	Georgetown	L	43-62	N	-	-

**NCAA Tournament (Philadelphia, Pa.)**

22	Creighton	L	63-67	N	-	-
----	-----------	---	-------	---	---	---

G--Sean Kilpatrick (17.0/5.2), Cashmere Wright (12.7/3.2a), JaQuon Parker (10.9/4.8), F - Justin Jackson (3.8/5.1), C - Cheikh Mbodj (5.1/4.7)  
 Res--Titus Rubles (5.9/5.9), Jermaine Sanders (3.1/2.1), Shaquille Thomas (3.0/2.2), David Nyarsuk (2.6/2.5), Ge'Lawn Guyn (2.4/0.8), Kelvin Gaines (0.5/1.4).

**2013-14 - WON 27, LOST 7**

**American Athletic Conference Season Champions**

**Coach — Mick Cronin**

**Captains — Sean Kilpatrick, Justin Jackson,**

**Titus Rubles**

Date	Opponent	W/L	Score	Site	Rk	UC
N 8	N.C. Central	W	74-61	SC	-	-
12	NC State	W	68-57	SC	-	-
16	App. State	W	77-49	SC	-	-
20	Campbell	W	81-62	SC	-	-
26	UMass Lowell	W	79-49	SC	-	-
29	Kennesaw St.	W	95-67	SC	-	-
D 3	USC Upstate	W	86-50	SC	-	-
7	New Mexico	L	54-63	A	-	-
14	Xavier	L	47-64	N	-	-
17	Pittsburgh	W	44-43	N	-	-
21	Middle Tenn.	W	69-48	SC	-	-
23	Chicago State	W	102-62	SC	-	-
28	Nebraska	W	74-59	SC	-	-
J 1	SMU	W	65-57	SC	-	-
4	Memphis	W	69-53	A	18	-
7	Houston	W	61-60	A	-	-
11	Rutgers	W	71-51	SC	-	-
14	Temple	W	69-58	SC	-	19
18	USF	W	61-54	A	-	19
23	UCF	W	69-51	SC	-	15
26	Temple	W	80-76	A	-	15
30	Louisville	W	69-66	A	12	13
F 2	USF	W	50-45	SC	-	13
6	Connecticut	W	63-58	SC	22	7
8	SMU	L	55-76	A	-	7

15	Houston	W	73-62	SC	-	10
19	UCF	W	77-49	A	-	7
22	Louisville	L	57-58	SC	11	7
M 1	Connecticut	L	45-51	A	21	13
6	Memphis	W	97-84	SC	20	15
8	Rutgers	W	70-66	A	-	15

**American Championship (Memphis)**

13	UCF	W	61-58	N	-	13
14	Connecticut	L	56-58	N	21	13

**NCAA Tournament (Spokane, Wash.)**

20	Harvard	L	57-61	N	-	15
----	---------	---	-------	---	---	----

G--Sean Kilpatrick (20.6/4.3), Ge'Lawn Guyn (4.5/2.0), F - Justin Jackson (11.1/7.3), Titus Rubles (7.3/6.8), Shaquille Thomas (6.8, 2.8);

Res - Jermaine Sanders (5.7/3.1), Troy Caupain (5.4/2.3), Kevin Johnson (3.7, 1.0), Jermaine Lawrence (2.8/2.9), David Nyarsuk (1.5/1.4), Jeremiah Davis (1.0, 0.7).

**2014-15 - WON 23, LOST 11**

**Coach — Mick Cronin**

**Captain — Jermaine Sanders**

Date	Opponent	W/L	Score	Site	Rk	UC
N14	Saint Francis	W	52-37	SC	-	-
19	Morehead St.	W	69-61	SC	-	-
23	Eastern Illinois	W	54-49	SC	-	-
25	N.C. Central	W	59-50	SC	-	-
28	Middle Tenn.	W	69-51	N	-	-
29	Ole Miss	L	54-66	N	-	-
D 2	Stony Brook	W	78-52	SC	-	-
13	Nebraska	Lot	55-56	A	-	-
17	S. Diego State	Wot	71-62	SC	19	-
20	VCU	L	47-68	SC	-	-
23	Wagner	W	72-48	SC	-	-
30	NC State	W	76-60	A	-	-
J 3	SMU	W	56-50	SC	-	-
6	East Carolina	W	69-48	SC	-	-
10	Connecticut	L	56-62	A	-	-
15	Memphis	L	50-63	A	-	-
17	Temple	W	84-53	SC	-	-
21	Houston	W	67-54	SC	-	-
25	UCF	W	56-46	A	-	-
29	Connecticut	W	70-58	SC	-	-
F 1	East Carolina	L	46-50	A	-	-
5	SMU	W	62-54	A	23	-
7	USF	W	63-58	SC	-	-
10	Temple	L	59-75	A	-	-
14	Tulane	L	49-50	SC	-	-
18	Xavier	L	57-59	SC	-	-
21	Houston	W	63-53	A	-	-
25	UCF	W	83-60	SC	-	-
28	Tulane	W	63-47	A	-	-
M4	Tulsa	W	56-47	A	-	-
8	Memphis	W	77-65	SC	-	-

**American Championship (Hartford, Conn.)**

13	Connecticut	L	54-57	N	-	-
----	-------------	---	-------	---	---	---

**NCAA Tournament (Louisville, Ky.)**

19	Purdue	Wot	66-65	N	-	-
21	Kentucky	L	51-64	N	1	-

F--Octavius Ellis (9.9, 7.2), Gary Clark (7.8, 7.2), Shaq Thomas (6.4, 3.1) G--Troy Caupain (9.6, 3.6a), Farad Cobb (8.5, 2.5), Res--Kevin Johnson (6.4, 3.1), Jermaine Sanders (4.6, 3.0), Coreontae DeBerry (4.2, 2.1), Deshaun Morman (3.6, 0.9), Ge'Lawn Guyn (3.5, 2.0), Quadri Moore (2.2, 1.1), Rob Blissett Jr. (0.8, 0.0), Zack Tobler (0.4, 0.1).

**2015-16 - WON 22, LOST 11**

**Coach — Mick Cronin**

**Captain — Farad Cobb, Octavius Ellis**

Date	Opponent	W/L	Score	Site	Rk	UC
N13	W. Carolina	W	97-72	SC	-	-
15	Robert Morris	W	106-44	SC	-	-
18	Bowling Green	W	83-50	A	-	-
22	Ark.-Pine Bluff	W	99-50	SC	-	-
24	SE Louisiana	W	64-49	SC	-	24
27	Nebraska	W	65-61	N	-	24

28	G. Washington	W	61-56	N	-	24
D 2	Butler	L	76-78	SC	-	17

6	Morgan State	W	87-66	SC	-	17
12	Xavier	L	55-65	A	12	23
15	Norfolk State	W	75-59	SC	-	23
19	VCU	W	69-63	A	-	23
22	Iowa State	L	79-81	SC	11	22
29	Temple	L	70-77	SC	-	22

J 2	Tulsa	W	76-57	SC	-	22
-----	-------	---	-------	----	---	----

7	SMU	L	57-59	A	15	-
---	-----	---	-------	---	----	---

10	USF	W	54-51	A	-	-
----	-----	---	-------	---	---	---

13	Houston	W	70-59	SC	-	-
----	---------	---	-------	----	---	---

16	Temple	L	65-67	A	-	-
----	--------	---	-------	---	---	---

21	Memphis	W	76-72	SC	-	-
----	---------	---	-------	----	---	---

24	Tulane	W	97-75	SC	-	-
----	--------	---	-------	----	---	---

28	UConn	W	58-57	A	-	-
----	-------	---	-------	---	---	---

F 4	USF	W	88-57	SC	-	-
-----	-----	---	-------	----	---	---

6	Memphis	L	59-63	A	-	-
---	---------	---	-------	---	---	---

9	UCF	W	69-51	A	-	-
---	-----	---	-------	---	---	---

13	East Carolina	W	75-60	SC	-	-
----	---------------	---	-------	----	---	---

18	Tulsa	Lot	68-70	A	-	-
----	-------	-----	-------	---	---	---

20	UConn	W	65-60	SC	-	-
----	-------	---	-------	----	---	---

27	East Carolina	W	65-56	A	-	-
----	---------------	---	-------	---	---	---

M3	Houston	L	56-69	A	-	-
----	---------	---	-------	---	---	---

6	SMU	W	61-54	SC	24	-
---	-----	---	-------	----	----	---

**American Championship (Orlando, Fla.)**

11	UConn	L	40-97-104	N	-	-
----	-------	---	-----------	---	---	---

**NCAA Tournament (Spokane, Wash.)**

18	Saint Joseph's	L	76-78	N	-	-
----	----------------	---	-------	---	---	---

G--Troy Caupain (13.8, 4.8a), Farad Cobb (10.7, 1.5), F--Gary Clark (10.4, 8.8), Octavius Ellis (9.8, 7.5), Shaq Thomas (6.1, 3.8), Res--Jacob Evans III (8.4, 4.1), Coreontae DeBerry (6.2, 3.7), Kevin Johnson (6.1, 1.8), Justin Jenifer (2.4, 1.3a), Quadri Moore (2.3, 1.3), Zack Tobler (1.5, 0.5).

**2016-17 - WON 30, LOST 6**

**Coach — Mick Cronin**

**Captain — Troy Caupain, Kevin Johnson**

Date	Opponent	W/L	Score	Site	Rk	UC
N11	Brown	W	84-55	SC	-	-
14	Albany	W	74-51	SC	-	24
19	Rhode Island	L	71-76	N	21	24
20	Penn State	W	71-50	N	-	24

# YEARLY RESULTS

5	ECU	L	71-73	A	-	-
10	Tulsa	Wot	70-65	A	-	-
12	UConn	Wot	74-72	SC	-	-
15	USF	W	82-74	SC	-	-
19	Wichita State	W	66-55	A	-	-
24	Tulsa	W	88-64	SC	-	-
27	Temple	W	72-68	A	-	-
F 2	SMU	W	73-68	SC	-	-
7	Memphis	W	69-64	A	-	25
10	Houston	L	58-65	A	12	25
17	Wichita State	W	72-62	SC	-	-
21	UCF	W	60-55	SC	-	-
24	UConn	W	64-60	A	-	-
27	SMU	W	52-49	A	-	23
M2	Memphis	W	71-69	SC	-	23
7	UCF	L	55-58	A	25	20
10	Houston	L	69-85	SC	12	20

**American Championship (Memphis, Tenn.)**

15	SMU	W	82-74	N	-	24
16	Wichita State	W	66-63	N	-	24
17	Houston	W	69-57	N	11	24

**NCAA Tournament (Columbus, Ohio)**

22	Iowa	L	72-79	N	-	22
----	------	---	-------	---	---	----

G-- Jarron Cumberland (18.8, 4.4), Keith Williams (9.9, 3.2), Justin Jenifer (8.6, 2.9a); F-- Trevon Scott (9.3, 6.9); C-- Nysier Brooks (8.1, 6.3); Res-- Cane Broome (8.3, 2.2a), Trevor Moore (2.3, 1.4), Rashawn Fredericks (2.3, 2.2), Mamoudou Diarra (2.3, 1.9), Logan Johnson (2.0, 1.2), Eliel Nsoseme (1.3, 3.2), Sam Martin (0.8, 0.5a), John Koz (0.4, 0.4).

**2019-20 - WON 20, LOST 10**

**Coach — John Brannen**

**Captain — Jarron Cumberland, Trevon Scott**

Date	Opponent	W/L	Score	Site	Rk	UC
N 6	Ohio State	L	56-64	A	18	-
11	Drake	W	81-59	H	-	-
14	Ala. A&M	W	85-53	H	-	-
<b>Paradise Jam (St. Thomas, Virgin Islands)</b>						
22	Illinois State	W	66-65	N	-	-
24	Bowling Green	Lot	84-91	N	-	-
25	Valparaiso	Wot	81-77	N	-	-
30	UNLV	Wot	72-65	H	-	-
D 3	Vermont	W	82-73	H	-	-
7	Xavier	L	66-73	A	-	-
14	Colgate	L	66-67	H	-	-
18	Tennessee	W	78-66	H	21	-

**Chicago Legends**

21	Iowa	L	70-77	N	-	-
J 1	UConn	W	67-51	H	-	-
4	Tulane	L	71-76	A	-	-
8	Tulsa	W	75-44	H	-	-
11	UCF	W	68-54	A	-	-
16	Memphis	L	49-60	A	22	-
19	ECU	W	82-57	H	-	-
22	Temple	W	89-82	A	-	-
28	SMU	W	65-43	H	-	-
F 1	Houston	W	64-62	H	21	-
6	Wichita State	W	80-79	A	-	-
9	UConn	Lot	71-72	A	-	-
13	Memphis	Wot	92-86	H	-	-
16	ECU	Wot	70-67	A	-	-
19	UCF	L2ot	87-89	H	-	-
23	Wichita State	W	67-64	H	-	-
M 1	Houston	L	55-68	A	25	-
3	USF	W	79-67	A	-	-
7	Temple	W	64-63	H	-	-

Postseason canceled due to a coronavirus (COVID-19) pandemic.

G-- Jarron Cumberland (15.5, 4.9a), Keith Williams (12.6, 4.6), Mika Adams-Woods (5.0, 2.2); F-- Trevon Scott (11.4, 10.5); C-- Chris Vogt (11.0, 5.9); Res-- Jaevin Cumberland (8.8, 1.4), Jaume "Jay" Sorolla (3.3, 2.4), Mamoudou Diarra (3.0, 2.8), Chris McNeal (2.6, 1.6), Jeremiah Davenport (1.9, 1.0), Zach Harvey (1.8, 0.7), Trevor Moore (1.0, 1.5), Rob Banks (0.0, 0.0), Sam Martin (0.0, 0.3), John Koz (0.0, 0.3).

**2020-21 - WON 12, LOST 11**

**Coach — John Brannen**

**Captain — Chris Vogt, Keith Williams**

Date	Opponent	W/L	Score	Site	Rk	UC
D 2	Lipscomb	W	67-55	H	-	-
6	Xavier	L	69-77	H	-	-
9	Furman	W	78-73	H	-	-
12	Tennessee	L	56-65	A	12	-
16	USF	L	68-83	H	-	-
19	Georgia	L	68-83	A	-	-
22	UCF	L	70-75	A	-	-
J 2	Tulsa	L	66-70	H	-	-
7	SMU	W	76-69	A	-	-
10	Wichita State	L	76-82	A	-	-
F 4	Temple	W	63-60	A	-	-
7	Tulane	W	64-61	A	-	-
12	Temple	W	71-69	H	-	-
14	UCF	W	69-68	H	-	-
21	Houston	L	52-90	A	6	-
24	Tulsa	W	70-69	A	-	-
26	Tulane	W	91-71	H	-	-
28	Memphis	L	74-80	H	-	-
M4	Vanderbilt	L	64-78	H	-	-
7	ECU	W	82-69	A	-	-

**American Championship (Fort Worth)**

12	SMU	W	74-71	N	-	-
13	Wichita State	W	60-59	N	-	-
14	Houston	L	54-91	N	7	-

G-- Keith Williams (14.3, 4.1), David DelJulius (9/1, 4.2a), Mika Adams-Woods (8.6, 2.0a); F -- Jeremiah Davenport (11.7, 5.0); C -- Chris Vogt (5.0, 3.5); Res -- Tari Eason (7.3, 5.9), Mason Madsen (6.5, 3.0), Zach Harvey (6.4, 1.2), Rapalas Ivanauskas (6.3, 5.0), Mike Saunders Jr. (3.5, 1.4a), Mamoudou Diarra (2.3, 2.1), Gabe Madsen (1.5, 1.0), Rob Banks (0.0, 0.4), Sam Martin (0.0, 0.0), Adam Cook (0.0, 0.0).

**2021-22 - WON 18, LOST 15**

**Coach — Wes Miller**

Date	Opponent	O	Score	Site	Rk	UC
N 9	Evansville	W	65-43	H	-	-
13	Georgia	W	73-68	H	-	-
16	Ala. A&M	W	89-66	H	-	-
18	Presbyterian	W	79-45	H	-	-

**Hall of Fame Classic (Kansas City)**

22	Illinois	W	71-51	N	14	-
23	Arkansas	L	67-73	N	12	-
27	Monmouth	L	59-61	H	-	-
D 1	Miami (OH)	W	59-58	A	-	-
5	Bryant	W	73-58	H	-	-
11	Xavier	L	63-83	A	-	-
14	Florida A&M	W	77-50	H	-	-
18	Ashland	W	71-57	H	-	-
21	Tenn. Tech	W	76-67	H	-	-
J 1	Tulane	L	60-68	H	-	-
6	SMU	W	77-60	H	-	-
9	Memphis	L	80-87	A	-	-
12	East Carolina	W	79-71	H	-	-
16	Wichita State	W	61-57	A	-	-
20	Tulsa	W	90-69	H	-	-
25	Temple	L	58-61	A	-	-
30	East Carolina	W	60-59	H	-	-
F 6	Houston	L	58-80	H	6	-
9	South Florida	W	70-59	A	-	-
12	Tulsa	L	77-83	A	-	-
15	Memphis	L	74-81	H	-	-
17	Wichita State	W	85-76	H	-	-
20	Temple	L	71-75	H	-	-
23	UCF	L	61-75	A	-	-
26	South Florida	L	54-56	H	-	-
M 1	Houston	L	53-71	A	14	-
3	SMU	L	71-76	A	-	-

**American Championship (Fort Worth)**

10	East Carolina	W	74-63	N	-	-
11	Houston	L	56-69	N	18	-

G-- David DelJulius (14.5, 2.8), Jeremiah Davenport (13.4, 5.5), Mika Adams-Woods (8.6, 3.3a); John Newman III (6.9, 4.2); C -- Abdul Ado (2.4, 4.5); Res -- Mike Saunders

Jr. (7.3, 2.0); Ody Oguama (4.2, 4.2); Viktor Lakhin (4.2, 1.3); Mason Madsen (3.9, 1.3); Hayden Koval (3.1, 3.0); A.J. McGinnis (2.3, 0.5); Jarrett Hensley (1.5, 1.3); C.J. Anthony (0.6, 0.4); Sam Martin (0.2, 0.0).

**2022-23 - WON 23, LOST 13**

**Coach — Wes Miller**

Date	Opponent	O	Score	Site	Rk	UC
N 7	Chaminade	W	98-55	H	-	-
10	Cleveland State	W	69-58	H	-	-
13	EKU	W	87-69	H	-	-
16	NKU	L	51-64	A	-	-

**Maui Jim Maui Invitational (Lahaina, HI)**

21	Arizona	L	93-101	N	12	-
22	Ohio State	L	53-81	N	-	-
23	Louisville	W	81-62	N	-	-
30	NIIT	W	86-60	H	-	-
D 4	Bryant	W	97-71	H	-	-
10	Xavier	L	77-80	H	-	-
14	Miami (OH)	W	103-76	H	-	-
17	La Salle	W	78-60	H	-	-
21	Detroit Mercy	W	72-54	H	-	-
29	Tulane	W	88-77	H	-	-
J 1	Temple	L	61-70	A	-	-
5	Wichita State	W	70-61	A	-	-
8	Houston	L	59-72	H	2	-
11	East Carolina	W	83-55	H	-	-
14	SMU	W	54-52	A	-	-
18	South Florida	W	85-69	A	-	-
22	Memphis	L	68-75	H	-	-
28	Houston	L	69-75	A	3	-
F 1	Tulsa	W	81-55	H	-	-
4	UCF	W	73-64	H	-	-
7	Tulane	Lot	94-101	A	-	-
11	South Florida	W	84-65	H	-	-
15	East Carolina	L	71-75	A	-	-
19	UCF	W	73-71	A	-	-
22	Temple	Wot	88-83	H	-	-
26	Memphis	L	73-76	A	-	-
M5	SMU	W	97-74	H	-	-

**American Championship (Fort Worth)**

10	Temple	W	84-54	N	-	-
11	Houston	L	48-69	N	1	-

**National Invitation Tournament**

15	Virginia Tech	W	81-72	H	-	-
18	Hofstra	W	79-65	A	-	-
22	Utah Valley	L	68-74	A	-	-

G -- Landers Nolley (16.8, 5.8); David DelJulius (14.8, 5.3a); Mika Adams-Woods (9.1, 2.4); F -- Viktor Lakhin (11.6, 7.1); Ody Oguama (5.5, 5.4); Res -- Jeremiah Davenport (9.1, 4.2); Dan Skillings (5.3, 3.3); Kalu Ezikpe (3.3, 2.2); Sage Tolentino (2.5, 1.0); Jarrett Hensley (2.0, 0.9); Rob Phinisee (1.7, 1.8); Josh Reed (1.5, 1.7); C.J. Anthony (0.5, 0.3); Chase Kirkwood (0.0, 0.0); John Newman III (0.0, 2.0).

**Home Courts Key**

SC—Fifth Third Arena at Shoemaker Center;  
 BBT—BB&T Arena; CG—Cincinnati Gardens;  
 FH—Armory Fieldhouse;  
 RC—U.S. Bank Arena (formerly Riverfront Coliseum);  
 MH—Music Hall; Sch—Schmidlapp Gym;  
 Cen—Central High School;  
 Mc—McMicken Gym; XS—Schmidt Fieldhouse



RECORDS VS. OPPONENTS

Opponent	Won	Lost	Began	Last
Akron	11	8	1914-15	2003-04
Alabama	2	1	1983-84	2012-13
Alabama A&M	2	0	2019-20	2021-22
Alabama State	2	0	2011-12	2017-18
Albany	1	0	2016-17	2016-17
Alcorn State	2	0	1989-90	1997-98
American	1	0	1991-92	1991-92
Anderson	1	0	1947-48	1947-48
Antioch	3	1	1909-10	1922-23
Appalachian State	1	0	2013-14	2013-14
Arizona	0	4	1975-76	2022-23
Arizona State	1	2	1972-73	1977-98
Arkansas	3	2	1957-58	2021-22
Ark.-Monticello	1	0	2005-06	2005-06
Arkansas-Pine Bluff	5	0	2008-09	2018-19
Arkansas State	1	1	1988-89	1989-90
Army	0	1	1969-70	1969-70
Ashland	1	0	2021-22	2021-22
Augustana (S.D.)	1	0	1979-80	1979-80
Austin Peay	5	0	1977-78	1994-95
Ball State	4	1	1954-55	1990-91
Baylor	0	1	1946-47	1946-47
Bellarmine	2	0	1981-82	1982-83
Belmont	0	1	2007-08	2007-08
Berea	2	0	1925-26	1926-27
Bethune-Cookman	1	0	1988-89	1988-89
Biscayne	3	0	1975-76	1977-78
Boise State	2	0	1999-00	2000-01
Boston College	1	1	1969-70	1973-74
Boston University	2	1	1980-81	2001-02
Bowling Green	9	2	1970-71	2019-20
Bradley	19	14	1954-55	2007-08
Brigham Young	1	2	1930-31	2000-01
Brooklyn	2	0	1988-89	1991-92
Brown	2	0	1973-74	2016-17
Bryant	2	0	2022-23	2022-23
Buffalo	2	0	1970-71	2017-18
Buffalo State	1	0	1976-77	1976-77
Butler	10	8	1910-11	2016-17
California	3	4	1958-59	1995-96
Cal-Irvine	0	1	1984-85	1984-85
Cal-Poly SLO	1	0	1979-80	1979-80
Cal-Riverside	1	0	1970-71	1970-71
Cal St.-Bakersfield	1	0	2009-10	2009-10
Cal St.-Northridge	1	0	1994-95	1994-95
Campbell	2	0	2012-13	2013-14
Canisius	0	1	1994-95	1994-95
Capital	0	3	1914-15	1918-19
Case Western Res.	17	4	1913-14	1952-53
Cedarville	7	0	1920-21	1950-51
Centenary	3	0	1954-55	1966-67
UCF	15	5	1983-84	2022-23
Central Michigan	1	0	2006-07	2006-07
Central Mo. State	1	0	1965-66	1965-66
Centre	4	1	1908-09	1940-41
Chaminade	1	0	2022-23	2022-23
Chas. Southern	1	0	2008-09	2008-09
Charlotte	15	8	1995-96	2005-06
Chase	1	0	1951-52	1951-52
Chattanooga	1	0	2002-03	2002-03
Chicago State	4	0	1992-93	2013-14
Citadel	1	0	1959-60	1959-60
Clemson	4	1	1927-28	2003-04
Cleveland State	13	0	1970-71	2022-23
Coastal Carolina	3	1	1986-87	2008-09
Colgate	0	1	2019-20	2019-20
Colorado	7	1	1961-62	1982-83
Colorado State	2	0	1948-49	1954-55
Connecticut	16	14	1994-95	2019-20
Coppin State	4	0	1992-93	2017-18
Cornell	0	1	1930-31	1930-31
Creighton	2	1	1961-62	2012-13
Dartmouth	0	1	1921-22	1921-22
Davidson	3	3	1962-63	1974-75
Dayton	60	31	1906-07	2010-11
Delaware	1	0	1991-92	1991-92
Denison	13	26	1907-08	1933-34
Denver	4	0	1963-64	1985-86
DePaul	35	15	1949-50	2012-13
DePauw	4	5	1930-31	1962-63
Detroit Mercy	3	2	1930-31	2022-23
Drake	23	8	1957-58	2019-20
Duke	1	2	1979-80	1998-99
Duquesne	22	12	1947-48	2001-02
Earlham	1	3	1910-11	1912-13
ECU	19	3	1991-92	2022-23
Eastern Illinois	1	0	2014-15	2014-15
Eastern Kentucky	11	0	1956-57	2022-23
Eastern Michigan	1	0	1996-97	1996-97

Opponent	Won	Lost	Began	Last
E. Tennessee State	2	1	1955-56	2003-04
Elon	1	0	2003-04	2003-04
Evansville	4	2	1954-55	2021-22
Fairfield	1	0	2007-08	2007-08
Fairleigh Dickinson	0	0	1973-74	2016-17
Florida	3	0	2017-18	2017-18
Florida A&M	3	0	2002-03	2021-22
Florida State	16	22	1971-72	2011-12
Fordham	1	0	1956-57	1956-57
Franklin	1	0	1909-10	1909-10
Furman	2	0	1953-54	2020-21
George Mason	2	0	1998-99	2018-19
G. Washington	13	1	1956-57	2015-16
Georgetown Coll.	13	4	1903-04	1941-42
Georgetown	6	7	2005-06	2012-13
Georgia	2	1	2011-12	2021-22
Georgia Southern	2	0	1992-93	2010-11
Georgia State	1	0	2017-18	2017-18
Georgia Tech	8	3	1926-27	1995-96
Gonzaga	1	2	1999-00	2009-10
Hanover	11	6	1902-03	1954-55
Harvard	0	2	1974-75	2013-14
Hawaii	0	1	1994-95	1994-95
Heidelberg	3	1	1920-21	1924-25
High Point	1	0	2006-07	2006-07
Hiram	1	0	1921-22	1921-22
Hofstra	1	0	2022-23	2022-23
Holy Cross	1	3	1975-76	2005-06
Houston	33	14	1957-58	2022-23
Howard	2	0	1996-97	2006-07
Illinois	2	3	1962-63	2021-22
Illinois-Chicago	2	1	1980-81	1983-84
Illinois State	3	1	1995-96	2019-20
Indiana	3	12	1905-06	1992-93
Indianapolis	1	4	1934-35	1936-37
IPFW	1	0	2010-11	2010-11
Indiana State	11	1	1956-57	1986-87
Iowa	6	4	1959-60	2019-20
Iowa State	4	2	1996-97	2016-17
Jackson State	1	0	2004-05	2004-05
Jacksonville	3	1	1971-72	1976-77
Jacksonville State	1	0	2011-12	2011-12
James Madison	1	0	1984-85	1984-85
John Carroll	1	0	1948-49	1948-49
Kansas	4	3	1949-50	1996-97
Kansas State	7	1	1957-58	2016-17
Kennesaw State	1	0	2013-14	2013-14
Kent State	6	1	1952-53	2000-01
Kentucky	11	28	1901-02	2014-15
Kentucky Wesleyan	0	0	1932-33	1950-51
Kenyon	10	8	1903-04	1925-26
La Salle	9	3	1947-48	2022-23
Lipscomb	3	0	2009-10	2020-21
Little Rock	1	0	2012-13	2012-13
Long Beach State	0	1	1978-79	1978-79
Long Island	1	0	1949-50	1949-50
Longwood	1	0	2004-05	2004-05
Louisiana State	1	0	2005-06	2005-06
Louisiana-Lafayette	2	2	1971-72	1998-99
Louisiana-Monroe	1	0	2001-02	2001-02
Louisville	44	56	1920-21	2022-23
Loyola (Ill.)	6	6	1934-35	1987-88
Loyola (La.)	2	0	1955-56	1956-57
Loyola Marymount	1	1	1960-61	1970-71
MacMurray	1	0	1969-70	1969-70
Madison (Ind.)	1	0	1903-04	1903-04
Maine	1	0	1922-23	1922-23
Manhattan	1	1	1946-47	1952-53
Marietta	4	3	1902-03	1941-42
Marquette	27	19	1973-74	2012-13
Marshall	21	12	1921-22	2016-17
Maryland	2	2	1948-49	2009-10
Md. Eastern Shore	1	0	2012-13	2012-13
Massachusetts	3	0	1992-93	1997-98
Mass.-Lowell	1	0	2013-14	2013-14
McNeese State	1	0	1995-96	1995-96
Memphis	47	39	1967-68	2022-23
Metropolitan State	1	0	1987-88	1987-88
Miami (Fla.)	0	1	1946-47	1946-47
Miami (Ohio)	96	53	1903-04	2022-23
Michigan	1	3	1921-22	1991-92
Michigan State	4	9	1930-31	1991-92
Middle Tenn. State	4	0	1991-92	2014-15
Minnesota	7	2	1982-83	2005-06
Mississippi	2	1	1954-55	2018-19
Mississippi State	3	3	1979-80	2018-19
Miss. Valley State	2	0	1999-00	2012-13
Missouri	1	0	2010-11	2010-11
Missouri-Kan. City	1	1	1988-89	1991-92

Opponent	Won	Lost	Began	Last
Missouri State	1	0	1996-97	1996-97
Monmouth	0	1	2021-22	2021-22
Montana State	1	0	1980-81	1980-81
Morehead State	11	2	1938-39	2014-15
Morgan State	1	0	2015-16	2015-16
Mount St. Mary's	1	0	2010-11	2010-11
Mount Union	0	5	1916-17	1942-43
Murray State	1	0	2005-06	2005-06
Muskingum	6	2	1921-22	1931-32
Navy	0	1	1974-75	1974-75
Nebraska	5	1	1948-49	2015-16
Nevada	0	1	2017-18	2017-18
New Hampshire	1	0	1974-75	1974-75
New Mexico	0	2	2012-13	2013-14
New Mexico State	1	0	1992-93	1992-93
New York	3	0	1958-59	1969-70
Niagara	1	0	1954-55	1954-55
Nicholls State	1	0	1998-99	1998-99
NIIT	1	0	2022-23	2022-23
Norfolk State	1	0	2015-16	2015-16
North Carolina	1	7	1958-59	1999-00
North Carolina A&T	0	0	1977-78	2012-13
UNC Asheville	1	0	1990-91	1990-91
N.C. Central	3	0	2013-14	2018-19
UNC Greensboro	1	0	1995-96	1995-96
UNC Wilmington	6	0	1988-89	2000-01
N.C. State	3	6	1947-48	2014-15
North Dakota State	1	0	1968-69	1968-69
North Texas State	22	4	1957-58	1969-70
NE Illinois	1	0	1973-74	1973-74
Northern Arizona	1	0	1997-98	1997-98
Northern Illinois	4	0	1970-71	1987-88
Northern Iowa	1	0	2004-05	2004-05
Northern Kentucky	8	1	1981-82	2022-23
Northern Michigan	1	0	1968-69	1968-69
NW (La.) St.	2	0	2004-05	2011-12
Notre Dame	4	10	1939-40	2012-13
Oakland	4	0	1998-99	2006-07
Oberlin	2	1	1922-23	1924-25
Ohio	39	38	1907-08	2006-07
Ohio Northern	5	1	1916-17	1924-25
Ohio State	4	9	1904-05	2022-23
Ohio Wesleyan	10	27	1911-12	1937-38
Oklahoma	4	2	1985-86	2011-12
Oklahoma City	1	0	1954-55	1954-55
Oklahoma State	2	3	1957-58	2002-03
Old Dominion	1	0	1970-71	1970-71
Oral Roberts	2	0	1987-88	1988-89
Oregon	2	0	2002-03	2012-13
Oregon State	4	2	1962-63	1973-74
Otterbein	5	4	1904-05	1923-24
Pacific	2	0	1954-55	1958-59
Pennsylvania	1	0	1972-73	1972-73
Penn State	1	1	1973-74	2016-17
Pepperdine	5	0	1946-47	1981-82
Pittsburgh	10	9	1949-50	2013-14
Portland	1	0	1989-90	1989-90
Prairie View A&M	1	0	2009-10	2009-10
Presbyterian	1	1	2011-12	2021-22
Princeton	3	1	1920-21	1964-65
Providence	5	5	2005-06	2012-13
Purdue	3	0	2001-02	2014-15
Radford	1	0	2011-12	2011-12
Regis	2	0	1956-57	1986-87
Rhode Island	2	1	1997-98	2016-17
Rice	1	1	1970-71	1972-73
Richmond	5	0	1955-56	2017-18
Rio Grande	1	0	1929-30	1929-30

## ALL-TIME SERIES SCORES

## CINCINNATI HOME SITES

SC — Fifth Third Arena  
at Shoemaker Center  
BBT — BB&T Arena  
CG — Cincinnati Gardens  
FH — Armory Field House  
RC — U.S. Bank Arena  
(formerly Riverfront  
Coliseum)  
MH — Music Hall  
Sch — Schmidlapp Gym  
Cen — Central High  
School  
Mc — McMicken Gym  
XS — Schmidt Fieldhouse  
A — Cincinnati away game  
N — Neutral site

## AKRON

Total: UC leads 11-8  
In Cincinnati: UC leads 7-4  
In Akron: Akron leads 4-3  
Neutral: UC leads 1-0  
Current Streak: UC — 7  
2/20/1915 Sch W 34-16  
2/17/1921 Sch L 24-19  
1/9/1922 A W 29-27  
1/22/1923 A L 33-20  
2/21/1924 Sch L 29-25  
1/16/1925 A L 26-12  
1/8/1926 Sch W 28-16  
1/30/1940 A W 48-31  
1/7/1941 Sch L 28-25  
2/3/1942 A L 42-32  
1/9/1943 Sch L 43-35  
2/17/1945 A L 66-38  
2/23/1946 Sch W 58-40  
3/1/1947 A W 57-47  
11/29/1976 RC W 95-59  
11/26/1977 RC W 91-81  
12/11/1982 RC W 76-66  
12/29/2001 N W 73-57  
11/22/2003 SC W 88-66

## ALABAMA

Total: UC leads 2-1  
In Cincinnati: 1-0  
In Tuscaloosa: 0-1  
Neutral: UC leads 1-0  
Current Streak: UC — 2  
11/28/1983 A L 83-64  
12/22/2000 N W (OT)  
77-74  
12/1/2012 SC W 58-56

## ALABAMA A&amp;M

Total: UC leads 2-0  
In Cincinnati: UC leads 2-0  
In Huntsville: 0-0  
Neutral: 0-0  
Current Streak: UC — 2  
11/14/2019 SC W 85-53  
11/16/2021 SC W 89-66

## ALABAMA STATE

Total: UC leads 2-0  
In Cincinnati: UC leads 2-0  
In Montgomery: 0-0  
Neutral: 0-0  
Current Streak: UC — 2  
11/13/2011 SC W 65-40  
11/27/2017 BBT W 83-51

## ALBANY

Total: UC leads 1-0  
In Cincinnati: UC leads 1-0  
In Albany: 0-0  
Neutral: 0-0  
Current Streak: UC — 1  
11/14/2016 SC W 74-51

## ALCORN STATE

Total: UC leads 2-0  
In Cincinnati: UC leads 2-0  
In Lorman: 0-0  
Neutral: 0-0  
Current Streak: UC — 2  
2/5/1990 SC W 89-52  
12/3/1997 SC W 90-76

## AMERICAN

Total: UC leads 1-0  
In Cincinnati: UC leads 1-0  
In Washington D.C.: 0-0  
Neutral: 0-0  
Current Streak: UC — 1  
11/23/1991 SC W 72-69

## ANDERSON

Total: Anderson leads 1-0  
In Cincinnati: Anderson leads 1-0  
In Anderson: 0-0  
Neutral: 0-0  
Current Streak: Anderson — 1  
1/22/1948 MH L 78-60

## ANTIOCH

Total: UC leads 3-1  
In Cincinnati: UC leads 2-1  
In Yellow Springs: UC leads 1-0  
Neutral: 0-0  
Current Streak: UC — 2  
1/10/1910 Mc W 32-12  
1/18/1910 Mc L 23-18  
2/2/1911 A W 27-13  
12/8/1922 Sch W 24-22

## APPALACHIAN STATE

Total: UC leads 1-0  
In Cincinnati: UC leads 1-0  
In Boone: 0-0  
Neutral: 0-0  
Current Streak: UC — 1  
11/16/2013 SC W 77-49

## ARIZONA

Total: Arizona leads 4-0  
In Cincinnati: 0-0  
In Tuscon: 0-0  
Neutral: Arizona leads 4-0  
Current Streak: Arizona — 4  
12/27/1975 N L 71-64  
2/21/1993 N L 70-60  
2/11/1996 N L 79-76  
11/21/2022 N L 93-101

## ARIZONA STATE

Total: Arizona State leads 2-1  
In Cincinnati: Series tied 1-1  
In Tempe: Arizona State leads 1-0  
Neutral: 0-0

## Current Streak: ASU — 2

12/11/1972 FH W 76-74  
12/17/1973 A L 88-78  
11/21/1997 SC L 87-79

## ARKANSAS

Total: UC leads 3-2  
In Cincinnati: UC leads 1-0  
In Fayetteville: UC leads 1-0  
Neutral: Arkansas leads 2-1  
Current Streak: ARK — 1  
3/15/1958 N W 97-62  
12/29/1994 N L 84-75  
12/9/1995 A W 82-67  
1/18/1997 SC W 92-57  
11/23/2021 N L 67-73

## ARKANSAS-LITTLE ROCK

Total: UC leads 1-0  
In Cincinnati: UC leads 1-0  
In Little Rock: 0-0  
Neutral: 0-0  
Current Streak: UC — 1  
12/6/2012 SC W 87-53

## ARKANSAS-MONTICELLO

Total: UC leads 1-0  
In Cincinnati: UC leads 1-0  
In Monticello: 0-0  
Neutral: 0-0  
Current Streak: UC — 1  
12/19/2005 SC W 84-63

## ARKANSAS-PINE BLUFF

Total: UC leads 5-0  
In Cincinnati: UC leads 5-0  
In Pine Bluff: 0-0  
Neutral: 0-0  
Current Streak: UC — 5  
12/22/2008 SC W 79-49  
12/21/2011 SC W 101-53  
11/22/2015 SC W 99-50  
12/19/2017 BBT W 77-49  
11/27/2018 SC W 105-49

## ARKANSAS STATE

Total: Series tied 1-1  
In Cincinnati: UC leads 1-0  
In State University: ASU leads 1-0  
Neutral: 0-0  
Current Streak: ASU — 1  
1/16/1989 CG W 68-66  
1/22/1990 A L 66-65

## ARMY

Total: Army leads 1-0  
In Cincinnati: 0-0  
In West Point: 0-0  
Neutral: Army leads 1-0  
Current Streak: Army — 1  
3/14/1970 N L 72-67

## ASHLAND

Total: UC leads 1-0  
In Cincinnati: UC leads 1-0  
In Ashland: 0-0  
Neutral: 0-0  
Current Streak: UC — 1  
12/18/2021 SC W 71-57

## AUGUSTANA (S.D.)

Total: UC leads 1-0  
In Cincinnati: UC leads 1-0

## In Sioux Falls: 0-0

Neutral: 0-0  
Current Streak: UC — 1  
12/6/1979 RC W 78-62

## AUSTIN PEAY

Total: UC leads 5-0  
In Cincinnati: UC leads 4-0  
In Clarksville: UC leads 1-0  
Neutral: 0-0  
Current Streak: UC — 5  
12/21/1977 RC W 81-67  
11/22/1991 SC W 108-77  
2/3/1993 SC W 98-61  
12/31/1993 A W 85-75  
1/26/1994 SC W 108-73

## BALL STATE

Total: UC leads 4-1  
In Cincinnati: UC leads 4-0  
In Muncie: Ball State leads 1-0  
Neutral: 0-0  
Current Streak: UC — 1  
1/26/1955 FH W 113-65  
2/2/1957 FH W 90-73  
1/20/1973 FH W 104-77  
1/16/1974 A L 99-82  
3/13/1991 SC W 82-55

## BAYLOR

Total: Baylor leads 1-0  
In Cincinnati: Baylor leads 1-0  
In Waco: 0-0  
Neutral: 0-0  
Current Streak: Baylor — 1  
12/21/1946 MH L 54-45

## BELLARMINE

Total: UC leads 2-0  
In Cincinnati: UC leads 2-0  
In Louisville: 0-0  
Neutral: 0-0  
Current Streak: UC — 2  
11/28/1981 RC W 85-72  
11/29/1982 RC W 81-70

## BELMONT

Total: Belmont leads 1-0  
In Cincinnati: Belmont leads 1-0  
In Nashville: 0-0  
Neutral: 0-0  
Current Streak: Belmont — 1  
11/09/2007 SC L 86-75

## BEREA

Total: UC leads 2-0  
In Cincinnati: UC leads 2-0  
In Berea: 0-0  
Neutral: 0-0  
Current Streak: UC — 2  
12/12/1925 Sch W 29-19  
12/10/1926 Sch W 77-27

## BETHUNE-COOKMAN

Total: UC leads 1-0  
In Cincinnati: UC leads 1-0  
In Daytona Beach: 0-0  
Neutral: 0-0  
Current Streak: UC — 1  
12/19/1988 CG W 49-43

## BISCAYNE

Total: UC leads 3-0  
In Cincinnati: UC leads 2-0  
In Biscayne: UC leads 1-0  
Neutral: 0-0  
Current Streak: UC — 3  
12/8/1975 FH W 74-52  
2/24/1977 A W 74-43  
12/3/1977 RC W 77-62  
BOISE STATE  
Total: UC leads 2-0  
In Cincinnati: UC leads 1-0  
In Boise: UC leads 1-0  
Neutral: 0-0  
Current Streak: UC — 2  
12/30/1999 A W 78-46  
11/18/2000 SC W 73-61

## BOSTON COLLEGE

Total: Series tied 1-1  
In Cincinnati: 0-0  
In Boston: 0-0  
Neutral: Series tied 1-1  
Current Streak: Boston College — 1  
12/30/1969 N W 85-70  
3/17/1974 N L 63-62

## BOSTON UNIVERSITY

Total: UC leads 2-1  
In Cincinnati: UC leads 1-0  
In Boston: Boston leads 1-0  
Neutral: UC leads 1-0  
Current Streak: UC — 1  
1/12/1981 RC W 102-82  
2/6/1982 A L (OT) 52-50  
3/15/2002 N W 90-52

## BOWLING GREEN

Total: UC leads 9-2  
In Cincinnati: UC leads 5-1  
In Bowling Green: UC leads 4-0  
Neutral: Bowling Green leads 1-0  
Current Streak: Bowling Green — 1  
12/19/1970 FH W 86-74  
12/14/1971 A W 83-72  
1/4/1973 FH W 100-70  
1/25/1975 A W 83-79  
12/13/1975 FH W 98-81  
12/8/1976 A W 67-63  
3/16/1990 SC W 75-60  
11/11/2007 SC L 69-67  
11/18/2015 A W 83-50  
12/4/2016 SC W 85-56  
11/24/2019 N L (OT) 84-91

## BRADLEY

Total: UC leads 19-14  
In Cincinnati: UC leads 12-3  
In Peoria: Bradley leads 11-5  
Neutral: UC leads 2-0  
Current Streak: Bradley — 1  
12/4/1954 A W 96-76  
12/29/1956 FH W 76-72  
12/30/1957 A L 79-73  
2/12/1958 FH W 94-77  
1/5/1959 FH W (2OT)  
85-84  
3/7/1959 A L 84-66  
12/22/1959 FH W 86-71  
1/16/1960 A L 91-90  
12/23/1960 A L 72-53

## ALL-TIME SERIES SCORES

1/31/1961	FH	W	73-72
1/10/1962	A	L (OT)	70-68
2/19/1962	FH	W	72-57
3/12/1962	N	W	61-46
1/17/1963	A	W	57-46
2/9/1963	FH	W	65-61
1/15/1964	FH	L	87-77
2/27/1964	A	W	64-62
1/16/1965	FH	L	104-80
2/8/1965	A	L	85-69
1/19/1966	FH	W	85-69
2/1/1966	A	L	67-56
1/17/1967	A	L	64-59
2/1/1967	FH	W	69-68
1/16/1968	FH	W	77-66
1/31/1968	A	L	74-72
1/28/1969	A	W	82-62
3/4/1969	FH	L	64-61
1/20/1970	FH	W	79-64
3/3/1970	A	L	87-83
12/29/1972	N	W	83-76
12/17/1980	RC	W	76-64
12/21/1981	A	W (7OT)	75-73
3/19/2008	A	L	70-67

**BRIGHAM YOUNG**

<b>Total: BYU leads 2-1</b>
<b>In Cincinnati: BYU leads 1-0</b>
<b>In Provo: 0-0</b>
<b>Neutral: Series tied 1-1</b>
<b>Current Streak: UC — 1</b>
1/3/1931 Sch L 41-27
12/18/1971 N L 82-79
3/15/2001 N W 84-59

**BROOKLYN**

<b>Total: UC leads 2-0</b>
<b>In Cincinnati: UC leads 2-0</b>
<b>In Brooklyn: 0-0</b>
<b>Neutral: 0-0</b>
<b>Current Streak: UC — 2</b>
2/22/1989 CG W 86-72
2/12/1992 SC W 108-54

**BROWN**

<b>Total: UC leads 2-0</b>
<b>In Cincinnati: UC leads 2-0</b>
<b>In Providence: 0-0</b>
<b>Neutral: 0-0</b>
<b>Current Streak: UC — 2</b>
1/26/1974 FH W 95-71
11/11/16 SC W 84-55

**BRYANT**

<b>Total: UC leads 5-0</b>
<b>In Cincinnati: UC leads 5-0</b>
<b>In Smithfield: 0-0</b>
<b>Neutral: 0-0</b>
<b>Current Streak: UC — 5</b>
2/11/1955 FH W 79-50
12/19/1964 FH W 84-74
1/24/1967 FH W 100-76
12/5/2021 SC W 73-58
12/4/2022 SC W 97-71

**BUFFALO**

<b>Total: UC leads 2-0</b>
<b>In Cincinnati: UC leads 1-0</b>
<b>In Buffalo: 0-0</b>
<b>Neutral: 1-0</b>
<b>Current Streak: UC — 2</b>
3/2/1971 FH W 86-59
11/20/17 N W 73-67

**BUFFALO STATE**

<b>Total: UC leads 1-0</b>
<b>In Cincinnati: UC leads 1-0</b>
<b>In Buffalo: 0-0</b>
<b>Neutral: 0-0</b>
<b>Current Streak: UC — 1</b>
2/21/1977 RC W 79-60

**BUTLER**

<b>Total: UC leads 10-8</b>
<b>In Cincinnati: UC leads 7-1</b>
<b>In Indianapolis: Butler leads 7-2</b>
<b>Neutral: UC leads 1-0</b>
<b>Current Streak: Butler — 2</b>
2/21/1911 Mc W 15-11
12/12/1930 A L 36-12
12/28/1935 A L 39-26
1/1/1938 A L 38-25
12/19/1946 A L 58-53
3/4/1947 Sch W 61-51
1/27/1948 Sch W 72-53
2/14/1948 A W 58-56
1/15/1949 A L 74-52
2/23/1949 CG W 49-44
1/28/1950 A W 64-56
2/14/1950 CG W 55-53
12/27/1971 A L 79-75
2/27/1973 FH W 83-57
11/17/1993 SC W 90-72
3/13/1997 N W 86-69
12/2/2015 SC L 76-78
12/10/2016 A L 65-75

**CALIFORNIA**

<b>Total: California leads 4-3</b>	
<b>In Cincinnati: Series tied 1-1</b>	
<b>In Berkeley: UC leads 2-0</b>	
<b>Neutral: California leads 3-0</b>	
<b>Current Streak: UC — 2</b>	
3/20/1959 N L 64-58	
3/18/1960 N L 77-69	
12/18/1968 A W 71-70	
12/26/1970 FH L 82-76	
2/20/1994 N L 89-80	
12/21/1994 SC L^ 89-76	
12/20/1995 A W 77-70	
^California forfeit by NCAA sanctions	

**CALIFORNIA-IRVINE**

<b>Total: Cal-Irvine leads 1-0</b>
<b>In Cincinnati: 0-0</b>
<b>In Irvine: 0-0</b>
<b>Neutral: Cal-Irvine leads 1-0</b>
<b>Current Streak: UC — 1</b>
12/29/1984 N L 99-81

**CAL POLY SLO**

<b>Total: UC leads 1-0</b>
<b>In Cincinnati: UC leads 1-0</b>
<b>In San Luis Obispo: 0-0</b>
<b>Neutral: 0-0</b>
<b>Current Streak: UC — 1</b>
12/17/1979 RC W 82-57

**CALIFORNIA-RIVERSIDE**

<b>Total: UC leads 1-0</b>
<b>In Cincinnati: UC leads 1-0</b>
<b>In Riverside: 0-0</b>
<b>Neutral: 0-0</b>
<b>Current Streak: UC — 1</b>
12/5/1970 FH W 98-75

**CAL STATE-BAKERSFIELD****Total: UC leads 1-0**

<b>In Cincinnati: UC leads 1-0</b>
<b>In Bakersfield: 0-0</b>
<b>Neutral: 0-0</b>
<b>Current Streak: UC — 1</b>
1/6/2010 SC W 87-58

**CAL STATE-NORTHRIDGE**

<b>Total: UC leads 1-0</b>
<b>In Cincinnati: UC leads 1-0</b>
<b>In Northridge: 0-0</b>
<b>Neutral: 0-0</b>
<b>Current Streak: UC — 1</b>
12/19/1994 SC W 116-54

**CAMPBELL**

<b>Total: UC leads 2-0</b>
<b>In Cincinnati: UC leads 2-0</b>
<b>In Buies Creek: 0-0</b>
<b>Neutral: 0-0</b>
<b>Current Streak: UC — 2</b>
11/20/2012 SC W 91-72
11/20/2013 SC W 81-62

**CANISIUS**

<b>Total: Canisius leads 1-0</b>
<b>In Cincinnati: Canisius leads 1-0</b>
<b>In Buffalo: 0-0</b>
<b>Neutral: 0-0</b>
<b>Current Streak: Canisius — 1</b>
12/9/1994 SC L 72-69

**CAPITAL**

<b>Total: Capital leads 3-0</b>
<b>In Cincinnati: Capital leads 1-0</b>
<b>In Columbus: Capital leads 2-0</b>
<b>Neutral: 0-0</b>
<b>Current Streak: Capital — 3</b>
2/12/1915 A L 42-17
1/10/1919 Sch L 28-21
2/7/1919 A L 42-17

**CASE WESTERN RESERVE**

<b>Total: UC leads 17-4</b>
<b>In Cincinnati: UC leads 9-3</b>
<b>In Cleveland: UC leads 8-1</b>
<b>Neutral: 0-0</b>
<b>Current Streak: UC — 15</b>
2/12/1943 XS L (OT) 55-52
2/27/1914 Sch W 27-21
2/25/1916 Sch L 30-28
12/19/1936 A L 34-28
2/20/1937 Sch W 37-32
1/14/1938 Sch L 35-18
2/11/1939 A W 40-30
12/13/1946 Sch W 78-61
1/11/1947 A W 61-58
1/6/1948 A W 71-55
2/20/1948 Sch W 77-55
1/8/1949 Sch W 93-65
2/12/1949 A W 72-62
1/3/1950 CG W 61-35
3/3/1950 A W 101-58
1/6/1951 CG W 88-51
2/27/1951 A W 84-53
1/5/1952 CG W 107-52
2/26/1952 A W 98-52
12/13/1952 A W 71-61
2/7/1953 Sch W 88-72

**CEDARVILLE**

<b>Total: UC leads 7-0</b>
----------------------------

**In Cincinnati: UC leads 7-0**

<b>In Cedarville: 0-0</b>
<b>Neutral: 0-0</b>
<b>Current Streak: UC — 7</b>
12/18/1920 Sch W 63-7
12/10/1927 Sch W 69-19
12/15/1928 Sch W 32-28
12/13/1929 Sch W 52-26
12/4/1948 Sch W 95-57
12/6/1949 Sch W 84-37
12/2/1950 Sch W 112-44

**CENTENARY**

<b>Total: UC leads 3-0</b>
<b>In Cincinnati: UC leads 3-0</b>
<b>In Shreveport: 0-0</b>
<b>Neutral: 0-0</b>
<b>Current Streak: UC — 3</b>
2/11/1955 FH W 79-50
12/19/1964 FH W 84-74
1/24/1967 FH W 100-76

**UCF**

<b>Total: UC leads 15-5</b>
<b>In Cincinnati: UC leads 7-1</b>
<b>In Orlando: UC leads 6-4</b>
<b>Neutral: UC leads 2-0</b>
<b>Current Streak: UC — 2</b>
12/30/1983 N W 62-48
1/23/2014 SC W 69-51
2/19/2014 A W 77-49
3/13/2014 N W 61-58
1/25/2015 A W 56-46
2/25/2015 SC W 83-60
2/9/2016 A W 69-51
2/8/2017 SC W 60-50
2/26/2017 A L 49-53
1/16/2018 A W 49-38
2/6/2018 BBT W 77-40
2/21/2019 SC W 60-55
3/7/2019 A L 55-58
1/11/2020 A W 68-54
2/19/2020 SC L (2OT) 87-89
12/22/2020 A L 75-70
2/14/2021 SC W 69-68
2/23/2022 A L 61-75
2/4/2023 SC W 73-64
2/19/2023 A W 73-71

**CENTRAL MICHIGAN**

<b>Total: UC leads 1-0</b>
<b>In Cincinnati: UC leads 1-0</b>
<b>In Mt. Pleasant: 0-0</b>
<b>Neutral: 0-0</b>
<b>Current Streak: UC — 1</b>
11/25/2006 SC W 60-50

**CENTRAL MISSOURI STATE**

<b>Total: UC leads 1-0</b>
<b>In Cincinnati: UC leads 1-0</b>
<b>In Warrensburg: 0-0</b>
<b>Neutral: 0-0</b>
<b>Current Streak: UC — 1</b>
12/1/1965 FH W 78-64

**CENTRE**

<b>Total: UC leads 4-1</b>
<b>In Cincinnati: UC leads 4-0</b>
<b>In Danville: Centre leads 1-0</b>
<b>Neutral: 0-0</b>
<b>Current Streak: UC — 4</b>
2/17/1909 A L 40-16
3/4/1909 Mc W 39-21
2/22/1922 Sch W 36-22
12/20/1939 Sch W 42-30

12/13/1940 Sch W 48-25
------------------------

**CHAMINADE**

<b>Total: Cincinnati leads 1-0</b>
<b>In Cincinnati: UC leads 1-0</b>
<b>In Honolulu: 0-0</b>
<b>Neutral: 0-0</b>
<b>Current Streak: UC — 1</b>
11/7/2022 SC W 98-55

**CHARLESTON SOUTHERN**

<b>Total: UC leads 1-0</b>
<b>In Cincinnati: UC leads 1-0</b>
<b>In Charleston: 0-0</b>
<b>Neutral: 0-0</b>
<b>Current Streak: UC — 1</b>
12/15/2008 SC W 74-55

**CHARLOTTE**

<b>Total: UC leads 15-8</b>
<b>In Cincinnati: UC leads 10-1</b>
<b>In Charlotte: Charlotte leads 5-3</b>
<b>Neutral: Charlotte leads 2-0</b>
<b>Current Streak: UC — 1</b>
1/31/1996 SC W 78-64
1/21/1997 A W 77-67
2/7/1998 A L 69-62
2/26/1998 SC W 68-67
3/7/1998 SC W 71-57
1/14/1999 A L 62-60
2/17/1999 SC W 82-69
3/5/1999 N L 55-52
1/5/2000 SC W 81-54
2/3/2000 A W 70-62
1/6/2001 SC W 76-66
2/1/2001 A L 60-58
3/10/2001 N L 80-72
1/9/2002 SC W 71-58
2/6/2002 A W 85-66
3/8/2002 RC W 71-55
1/25/2003 SC W 83-79
2/15/2003 A L 74-64
1/31/2004 SC L 86-83
2/28/2004 A W 75-67
1/19/2005 SC W 80-58
2/5/2005 A L 91-90
3/17/2006 SC W 86-80

**CHASE**

<b>Total: UC leads 1-0</b>
<b>In Cincinnati: UC leads 1-0</b>
<b>In Chase: 0-0</b>
<b>Neutral: 0-0</b>
<b>Current Streak: UC — 1</b>
11/28/1951 Sch W 97-55

**CHATTANOOGA**

<b>Total: UC leads 1-0</b>
<b>In Cincinnati: UC leads 1-0</b>
<b>In Chattanooga: 0-0</b>
<b>Neutral: 0-0</b>
<b>Current Streak: UC — 1</b>
1/2/2003 SC W 81-51

**CHICAGO STATE**

<b>Total: UC leads 4-0</b>
<b>In Cincinnati: UC leads 4-0</b>
<b>In Chicago: 0-0</b>
<b>Neutral: 0-0</b>
<b>Current Streak: UC — 4</b>
1/19/1993 SC W 103-43
1/5/1994 SC W 103-49
12/23/2011 SC W 95-60
12/23/2013 SC W 102-62

## ALL-TIME SERIES SCORES

**CITADEL**

**Total: UC leads 1-0**  
**In Cincinnati: UC leads 1-0**  
**In Charleston: 0-0**  
**Neutral: 0-0**  
**Current Streak: UC — 1**  
 1/29/1960 FH W 64-43

**CLEMSON**

**Total: UC leads 4-1**  
**In Cincinnati: UC leads 3-0**  
**In Clemson: Clemson leads 1-0**  
**Neutral: UC leads 1-0**  
**Current Streak: UC — 1**  
 12/17/1927 Sch W 42-16  
 12/21/1971 FH W 93-64  
 12/21/2000 N W 88-80  
 12/22/2002A L 58-51  
 12/17/2003 SC W 79-56

**CLEVELAND STATE**

**Total: UC leads 13-0**  
**In Cincinnati: UC leads 10-0**  
**In Cleveland: UC leads 3-0**  
**Neutral: 0-0**  
**Current Streak: UC — 13**  
 12/1/1970 FH W 85-75  
 12/1/1971 FH W 93-68  
 1/7/1974 FH W 102-61  
 12/10/1974 A W 78-67  
 11/29/1975 FH W 98-65  
 1/9/1982 RC W 68-64  
 12/2/1982 FH W 113-85  
 12/3/1991 SC W 91-56  
 1/13/1993 A W 72-63  
 12/10/1993 SC W 92-70  
 11/26/1999 N W 91-56  
 12/21/2017 BBT W 81-62  
 11/10/2022 SC W 69-58

**COASTAL CAROLINA**

**Total: UC leads 3-1**  
**In Cincinnati: UC leads 3-0**  
**In Conway: Coastal Carolina leads 1-0**  
**Neutral: 0-0**  
**Current Streak: UC — 2**  
 12/31/1986 RC W 81-62  
 1/6/1990 SC L 73-72  
 11/16/2007 SC W 74-59  
 11/24/2008 SC W 82-56

**COLGATE**

**Total: Colgate leads 1-0**  
**In Cincinnati: Colgate leads 1-0**  
**In Hamilton: 0-0**  
**Neutral: 0-0**  
**Current Streak: Colgate — 1**  
 12/14/2019 SC L 66-67

**COLORADO**

**Total: UC leads 7-1**  
**In Cincinnati: UC leads 3-0**  
**In Boulder: Colorado leads 1-0**  
**Neutral: UC leads 2-0**  
**Current Streak: Colorado—1**  
 12/21/1961 FH W 84-67  
 3/17/1962 N W 73-46  
 3/16/1963 N W 67-60  
 12/18/1963 A W 82-64  
 12/14/1965 A W 67-64

12/19/1966 FH W 66-64  
 12/28/1981 RC W 87-76  
 12/18/1982 A L 79-65

**COLORADO STATE**

**Total: UC leads 2-0**  
**In Cincinnati: UC leads 2-0**  
**In Fort Collins: 0-0**  
**Neutral: 0-0**  
**Current Streak: UC — 2**  
 12/29/1948 MH W 70-43  
 12/11/1954 Cen W 99-70

**CONNECTICUT**

**Total: UC leads 16-14**  
**In Cincinnati: UC leads 9-3**  
**In Storrs: UC leads 3-2**  
**In Hartford: Connecticut leads 4-3**  
**Neutral: Connecticut leads 5-1**  
**Current Streak: Connecticut — 1**  
 3/18/1995 N L 96-91  
 1/9/2006 A L 70-59  
 1/23/2008 SC L 84-83  
 3/9/2008 A L 96-51  
 1/10/2009 SC L 81-72  
 12/30/2009 SC W 71-69  
 2/13/2010 A W 60-48  
 2/27/2011 SC L 67-59  
 3/19/2011 N L 69-58  
 1/18/2012 A W 70-67  
 2/21/2013 A Lot 73-66  
 3/2/2013 SC W 61-56  
 2/6/2014 SC W 63-58  
 3/1/2014 A L 51-45  
 3/14/2014 N L 58-56  
 1/10/2015 A L 62-56  
 1/29/2015 SC W 70-58  
 3/13/2015 N L 57-54  
 1/28/2016 A W 58-57  
 2/20/2016 SC W 65-60  
 3/11/2016 N L Lot 97-104  
 2/4/2017 SC W 82-68  
 3/5/2017 A W 67-47  
 3/11/2017 N W 81-71  
 2/3/2018 A W 65-57  
 2/22/2018 BBT W 77-52  
 1/12/2019 SC W (OT) 74-72  
 2/24/2019 A W 64-60  
 1/1/2020 SC W 67-51  
 2/9/2020 A L (OT) 71-72

**Current Streak: Connecticut — 1**  
 3/18/1995 N L 96-91  
 1/9/2006 A L 70-59  
 1/23/2008 SC L 84-83  
 3/9/2008 A L 96-51  
 1/10/2009 SC L 81-72  
 12/30/2009 SC W 71-69  
 2/13/2010 A W 60-48  
 2/27/2011 SC L 67-59  
 3/19/2011 N L 69-58  
 1/18/2012 A W 70-67  
 2/21/2013 A Lot 73-66  
 3/2/2013 SC W 61-56  
 2/6/2014 SC W 63-58  
 3/1/2014 A L 51-45  
 3/14/2014 N L 58-56  
 1/10/2015 A L 62-56  
 1/29/2015 SC W 70-58  
 3/13/2015 N L 57-54  
 1/28/2016 A W 58-57  
 2/20/2016 SC W 65-60  
 3/11/2016 N L Lot 97-104  
 2/4/2017 SC W 82-68  
 3/5/2017 A W 67-47  
 3/11/2017 N W 81-71  
 2/3/2018 A W 65-57  
 2/22/2018 BBT W 77-52  
 1/12/2019 SC W (OT) 74-72  
 2/24/2019 A W 64-60  
 1/1/2020 SC W 67-51  
 2/9/2020 A L (OT) 71-72

**COPPIN STATE**

**Total: UC leads 4-0**  
**In Cincinnati: UC leads 4-0**  
**In Baltimore: 0-0**  
**Neutral: 0-0**  
**Current Streak: UC — 4**  
 3/19/1993 N W 93-66  
 12/8/2001 SC W 90-39  
 11/29/2003 SC W 76-56  
 11/16/2017 BBT W 97-54

**CORNELL**

**Total: Cornell leads 1-0**  
**In Cincinnati: Cornell leads 1-0**  
**In Ithaca: 0-0**  
**Neutral: 0-0**  
**Current Streak: UC—1**  
 1/2/1931 Sch L 20-16

**CREIGHTON**

**Total: UC leads 2-1**  
**In Cincinnati: 0-0**  
**In Omaha: 0-0**  
**Neutral: UC leads 2-1**  
**Current Streak: Creighton— 1**  
 3/16/1962 N W 66-46  
 12/28/1989 N W 60-58  
 3/22/2013 N L 67-63

**DARTMOUTH**

**Total: Dartmouth leads 1-0**  
**In Cincinnati: Dartmouth leads 1-0**  
**In Hanover: 0-0**  
**Neutral: 0-0**  
**Current Streak: Dartmouth — 1**  
 12/31/1921 Sch L 24-20

**DAVIDSON**

**Total: Series tied 3-3**  
**In Cincinnati: UC leads 3-0**  
**In Davidson: Davidson leads 2-0**  
**Neutral: Davidson leads 1-0**  
**Current Streak: UC — 2**  
 12/22/1962 FH W 72-46  
 2/27/1971 A L 70-67  
 12/16/1972 FH W 95-84  
 12/30/1972 N L 66-63  
 2/23/1974 A L 67-62  
 2/22/1975 FH W 96-81

**DAYTON**

**Total: UC leads 60-31**  
**In Cincinnati: UC leads 38-12**  
**In Dayton: Dayton leads 19-18**  
**Neutral: UC leads 4-0**  
**Current Streak: UC — 1**  
 1/31/1907 A L 32-8  
 2/10/1911 A L 48-19  
 2/14/1925 Sch L 26-25  
 2/27/1929 Sch W 33-22  
 1/28/1930 A W 24-20  
 2/19/1930 Sch W (OT) 37-35  
 12/18/1931 Sch W 37-29  
 12/14/1932 Sch W 39-34  
 12/19/1934 Sch W 49-18  
 1/16/1936 Sch W 39-27  
 2/11/1936 A W 35-23  
 2/16/1937 A W 35-32  
 3/1/1937 Sch W 45-29  
 1/22/1938 Sch L 32-30  
 2/12/1938 A L 34-28  
 1/10/1939 Sch W 46-27  
 2/4/1939 A L 40-27  
 2/10/1940 A L 42-36  
 2/17/1940 Sch W 41-31  
 1/25/1941 A L 43-29  
 2/19/1941 Sch L 44-37  
 1/24/1942 Sch L 47-39  
 2/14/1942 A L 42-37  
 1/23/1943 A L 54-34  
 2/19/1943 XS L 47-34  
 12/11/1945 Sch W 45-28  
 1/15/1946 A L 48-37  
 1/27/1947 Sch W 58-46  
 2/11/1947 A L 45-42  
 1/20/1948 A W 61-43  
 2/3/1948 Sch W 68-34  
 1/22/1954 CG L 71-69

2/17/1954 A L 91-66  
 1/15/1955 A W 85-78  
 2/18/1955 FH L 80-69  
 12/16/1955 FH L 66-57  
 3/3/1956 A L 71-58  
 12/15/1956 A W 65-53  
 3/1/1957 FH L 67-63  
 3/4/1958 CG W 70-66  
 2/4/1959 CG W 96-74  
 1/2/1960 CG W 70-63  
 12/29/1960 CG W 71-61  
 1/16/1962 CG W 80-61  
 12/20/1962 CG W 44-37  
 2/5/1964 CG W 77-63  
 1/12/1965 CG W 76-65  
 1/12/1966 CG W 87-79  
 1/10/1967 A W 62-49  
 12/23/1967 N W 71-70  
 12/30/1967 FH W 82-68  
 2/19/1969 FH W 96-60  
 12/23/1969 A W 64-62  
 2/11/1971 FH L 70-69  
 1/19/1972 A L 76-60  
 1/31/1973 FH W 84-71  
 1/30/1974 A L 91-79  
 2/12/1975 FH W 79-68  
 3/9/1976 A W 85-84  
 1/12/1977 RC W 84-61  
 2/11/1978 A W 42-40  
 2/7/1979 RC W 82-74  
 1/5/1980 A W 69-68  
 12/30/1980 RC W 80-77  
 1/6/1982 A W 77-73  
 1/12/1983 RC W 50-49  
 2/25/1984 A L 82-60  
 1/12/1985 A L 81-66  
 2/2/1985 RC W 83-62  
 1/25/1986 RC W 82-77  
 1/31/1987 A L 67-64  
 1/30/1988 CG W (OT) 76-74  
 1/28/1989 A L 86-80  
 12/16/1989 SC W 90-88  
 12/29/1990 A W 75-71  
 2/5/1992 SC W 77-48  
 12/29/1992 A W 65-55  
 1/15/1994 A W 79-63  
 2/26/1994 SC W 93-54  
 1/26/1995 A W 81-60  
 2/12/1995 SC W 116-63  
 12/27/1998 N W 53-51  
 11/29/2000 A W 82-75  
 11/28/2001 SC W 77-55  
 11/30/2002 A L 75-69  
 12/23/2003 SC W 82-53  
 12/4/2004 A W 65-55  
 11/29/2005 SC L 75-66  
 12/22/2005 N W 81-63  
 3/22/2010 SC L 81-66  
 11/27/2010 RC W 68-34

**DELAWARE**  
**Total: UC leads 1-0**  
**In Cincinnati: 0-0**  
**In Newark: 0-0**  
**Neutral: UC leads 1-0**  
**Current Streak: UC — 1**  
 3/20/1992 N W 85-47

**DELAWARE**

**Total: UC leads 1-0**  
**In Cincinnati: 0-0**  
**In Newark: 0-0**  
**Neutral: UC leads 1-0**  
**Current Streak: UC — 1**  
 3/20/1992 N W 85-47

**DENISON**

**Total: Denison leads 26-13**  
**In Cincinnati: Denison leads 15-8**  
**In Granville: Denison leads**

**II-5**

**Neutral: 0-0**  
**Current Streak: UC — 2**  
 3/6/1908 Mc W 27-19  
 1/15/1909 A L 41-20  
 2/12/1909 Mc W 32-25  
 3/5/1911 Mc L 22-12  
 2/5/1912 Sch L 40-26  
 2/29/1912 A L 40-25  
 2/1/1913 A L 78-29  
 3/7/1913 Sch L 81-16  
 3/6/1914 A L 77-24  
 2/5/1915 Sch L 48-13  
 3/3/1916 A L 47-9  
 1/19/1917 A L 39-18  
 3/3/1917 Sch L 38-26  
 2/6/1919 A L 35-14  
 3/1/1919 A L 28-16  
 3/13/1920 Sch L 26-22  
 3/12/1921 Sch L 23-18  
 3/4/1922 Sch L 28-24  
 3/1/1923 Sch L 33-14  
 1/12/1924 A W 26-20  
 2/28/1924 Sch L 27-17  
 2/27/1925 Sch L 33-21  
 3/3/1925 A L 29-20  
 1/9/1926 A L 28-24  
 2/5/1926 Sch W 31-27  
 1/14/1927 A L 25-23  
 2/17/1927 Sch L 31-27  
 1/28/1928 A W 29-19  
 2/11/1928 Sch W 50-26  
 1/19/1929 A W 27-25  
 2/9/1929 Sch W 37-35  
 1/11/1930 A W 33-27  
 2/1/1930 Sch W 45-20  
 1/10/1931 Sch W 25-15  
 2/11/1931 A L 42-24  
 1/20/1932 A L 25-24  
 2/22/1932 Sch L 42-36  
 2/5/1934 A W 37-33  
 2/23/1934 Sch W 43-34

**DENVER**

**Total: UC leads 4-0**  
**In Cincinnati: UC leads 3-0**  
**In Denver: UC leads 1-0**  
**Neutral: 0-0**  
**Current Streak: UC — 4**  
 12/20/1963 A W 64-48  
 12/21/1964 FH W 99-64  
 12/15/1984 RC W 66-50  
 12/21/1985 RC W 66-48

**DEPAUL**

**Total: UC leads 35-15**  
**In Cincinnati: UC leads 18-4**  
**In Chicago: UC leads 13-10**  
**Neutral: UC leads 4-1**  
**Current Streak: UC — 5**  
 2/7/1950 A L (2OT) 67-59  
 1/4/1951 CG L 53-52  
 2/2/1952 A L 62-48  
 1/20/1953 CG L 68-67  
 3/11/1960 N W 99-59  
 3/1/1975 FH W 96-88  
 2/21/1976 A L 70-60  
 3/20/1990 A L 61-59  
 1/15/1992 A L 75-66  
 2/20/1992 SC L 71-69  
 1/16/1993 A W 70-64  
 1/30/1993 SC W 80-54  
 3/12/1993 N W 78-69  
 1/29/1994 SC W 66-43  
 3/2/1994 A W 81-65

## ALL-TIME SERIES SCORES

3/10/1994	SC	W	95-86
1/6/1995	A	W	67-64
1/21/1995	SC	W	92-82
3/9/1995	N	W (OT)	96-95
1/25/1996	SC	W	71-61
2/17/1996	A	W	87-60
2/1/1997	SC	W	90-53
2/22/1997	A	W	83-54
2/5/1998	A	W	109-73
2/21/1998	SC	W	75-38
1/6/1999	SC	W	87-64
2/6/1999	A	L (OT)	61-60
2/13/2000	SC	W	87-64
3/2/2000	A	W	64-62
2/3/2001	SC	W	91-70
3/3/2001	A	W	75-62
1/16/2002	SC	W	89-72
2/19/2002	A	W	79-62
1/8/2003	SC	W	64-56
1/29/2003	A	L	56-52
1/10/2004	SC	W	90-65
3/4/2004	A	L	68-65
3/13/2004	N	W	55-50
1/6/2005	SC	W	83-54
2/12/2005	A	L	85-66
1/4/2006	SC	W	82-60
2/24/2007	A	L	58-45
3/6/2008	SC	L	60-54
1/17/2009	A	W	59-55
3/10/2009	N	L	67-57
2/24/2010	H	W	74-69
12/28/10	SC	W	76-60
2/8/2011	A	W	71-68
2/4/2012	SC	W	74-66
1/15/2013	A	W	75-70

## DEPAUW

<b>Total: DePauw leads 5-4</b>			
<b>In Cincinnati: Series tied 3-3</b>			
<b>In Greencastle: DePauw leads 2-1</b>			
<b>Neutral: 0-0</b>			
<b>Current Streak: UC — 4</b>			
12/19/1930	Sch	L	30-22
2/7/1931	A	L	28-13
1/2/1932	A	L	25-24
1/15/1932	Sch	L	27-26
12/17/1932	Sch	L	34-15
2/7/1933	A	W	16-15
12/21/1955	FH	W	87-58
12/8/1956	FH	W	65-53
12/1/1962	FH	W	97-39

## DETROIT MERCY

<b>Total: UC leads 3-2</b>			
<b>In Cincinnati: UC leads 3-1</b>			
<b>In Detroit: Detroit leads 1-0</b>			
<b>Neutral: 0-0</b>			
<b>Current Streak: UC — 3</b>			
12/6/1930	A	L	34-25
2/2/1931	Sch	L	37-20
11/19/1997	SC	W	76-66
12/11/2004	SC	W	61-44
12/21/2022	SC	W	72-54

## DRAKE

<b>Total: UC leads 23-8</b>			
<b>In Cincinnati: UC leads 13-3</b>			
<b>In Des Moines: UC leads 10-5</b>			
<b>Neutral: 0-0</b>			
<b>Current Streak: UC — 2</b>			
12/28/1957	A	W	74-72
2/17/1958	FH	W	98-64
1/17/1959	A	W	97-60
1/26/1959	FH	W	73-52

2/1/1960	FH	W	96-61
3/5/1960	A	W	71-56
1/20/1961	A	W	86-64
1/28/1961	FH	W	80-70
12/11/1961	A	W	60-59
1/30/1962	FH	W	73-52
1/31/1963	FH	W (OT)	65-60
2/4/1963	A	W	71-60
1/18/1964	A	L (OT)	76-66
2/22/1964	FH	W	61-55
1/23/1965	A	L	89-80
2/27/1965	FH	W	66-58
2/12/1966	A	W	60-47
2/26/1966	FH	W	56-49
2/11/1967	FH	L	58-55
2/25/1967	A	W	66-65
2/10/1968	A	L	87-75
2/24/1968	FH	W	88-74
1/14/1969	FH	L	69-64
2/25/1969	A	L	85-68
1/17/1970	A	L	63-57
2/24/1970	FH	W	88-72
1/2/1971	FH	W	60-59
1/3/1972	A	W	81-78
1/25/1973	FH	L	74-72
1/23/1974	A	W	73-67
11/11/2019	SC	W	81-59

## DUKE

<b>Total: Duke leads 2-1</b>			
<b>In Cincinnati: 0-0</b>			
<b>In Durham: Duke leads 1-0</b>			
<b>Neutral: Series tied 1-1</b>			
<b>Current Streak: UC — 1</b>			
12/29/1979	A	L (OT)	87-75
12/29/1989	N	L	95-83
11/28/1998	N	W	77-75

## DUQUESNE

<b>Total: UC leads 22-12</b>			
<b>In Cincinnati: UC leads 14-3</b>			
<b>In Pittsburgh: Series tied at 8-8</b>			
<b>Neutral: Duquesne leads 1-0</b>			
<b>Current Streak: UC — 1</b>			
2/13/1948	MH	W	55-41
2/17/1949	A	W	58-50
3/2/1949	CG	W	68-51
1/10/1950	A	L	60-54
2/2/1950	CG	L	60-54
1/8/1951	A	W	86-74
2/3/1951	CG	W	69-54
1/3/1952	CG	L	71-41
2/18/1952	A	L	76-64
1/12/1953	A	L	93-76
1/23/1953	CG	W	72-69
2/26/1954	CG	W	66-52
2/14/1955	A	L	81-67
2/25/1955	FH	L	68-60
3/17/1955	N	L	65-51
1/7/1956	FH	W	74-52
2/13/1956	A	W	95-79
1/5/1957	FH	W	90-79
1/11/1957	A	L	60-59
2/1/1958	A	W	72-61
2/26/1959	FH	W	88-69

## EAST TENNESSEE STATE

<b>Total: UC leads 2-1</b>			
<b>In Cincinnati: Series tied 1-1</b>			
<b>In Johnson City: 0-0</b>			
<b>Neutral: UC leads 1-0</b>			
<b>Current Streak: UC — 1</b>			
1/14/1956	FH	W	93-55
12/22/1990	SC	L	90-79
3/19/2004	N	W	80-77

## EASTERN ILLINOIS

<b>Total: UC leads 11-0</b>			
<b>In Cincinnati: Series tied 1-0</b>			
<b>In Charleston: 0-0</b>			
<b>Neutral: UC leads 0-0</b>			
<b>Current Streak: UC — 1</b>			
11/23/2014	SC	W	54-49

## EASTERN KENTUCKY

<b>Total: UC leads 11-0</b>			
<b>In Cincinnati: UC leads 9-0</b>			
<b>In Richmond: UC leads 2-0</b>			
<b>Neutral: 0-0</b>			
<b>Current Streak: UC — 11</b>			
1/18/1957	FH	W	90-82
1/10/1976	FH	W	73-66
2/9/1977	A	W	78-60

12/9/1978	RC	W	75-73
1/22/1981	A	L	85-77
12/16/1981	RC	W	79-60
1/20/1983	A	L	71-63
12/1/2001	SC	W	74-41

## EARLHAM

<b>Total: Earlham leads 3-1</b>			
<b>In Cincinnati: Earlham leads 2-1</b>			
<b>In Richmond: Earlham leads 1-0</b>			
<b>Neutral: 0-0</b>			
<b>Current Streak: UC — 1</b>			
1/13/1911	Mc	L	36-15
1/5/1912	A	L	28-17
1/17/1912	Sch	L	40-22
1/17/1913	Sch	W	27-16

## ECU

<b>Total: UC leads 19-3</b>			
<b>In Cincinnati: UC leads 10-0</b>			
<b>In Greenville: UC leads 8-3</b>			
<b>Neutral: UC leads 1-0</b>			
<b>Current Streak: ECU — 1</b>			
12/6/1991	SC	W	105-69
1/5/2002	A	W	72-62
1/29/2002	SC	W	75-48
1/22/2003	A	W	59-53
2/26/2003	SC	W	53-52
1/28/2004	SC	W	80-57
1/12/2005	A	W	84-78
1/6/2015	SC	W	69-48
2/1/2015	A	L	46-50
2/13/2016	SC	W	75-60
2/27/2016	A	W	65-56
1/15/2017	A	W	55-46
1/20/2018	BBT	W	86-60
1/5/2019	A	L	71-73
1/19/2020	SC	W	82-57
2/16/2020	A	W (OT)	70-67
3/7/2021	A	W	82-69
1/12/2022	SC	W	79-71
1/30/2022	A	W	60-59
3/10/2022	N	W	74-63
1/11/2023	SC	W	83-55
2/15/2023	A	L	71-75

## FAIRFIELD

<b>Total: UC leads 3-0</b>			
<b>In Cincinnati: UC leads 3-0</b>			
<b>In Teaneck: 0-0</b>			
<b>Neutral: 0-0</b>			
<b>Current Streak: UC — 3</b>			
1/18/1974	FH	W	96-70
11/25/1991	SC	W	75-58
12/17/2016	SC	W	119-68

## FAIRLEIGH DICKINSON

<b>Total: UC leads 3-0</b>			
<b>In Cincinnati: UC leads 3-0</b>			
<b>In Teaneck: 0-0</b>			
<b>Neutral: 0-0</b>			
<b>Current Streak: UC — 3</b>			
1/18/1974	FH	W	96-70
11/25/1991	SC	W	75-58
12/17/2016	SC	W	119-68

## FLORIDA

<b>Total: Florida leads 1-0</b>			
<b>In Cincinnati: 0-0</b>			
<b>In Gainesville: 0-0</b>			
<b>Neutral: Florida leads 1-0</b>			
<b>Current Streak: Florida — 1</b>			
12/9/2017	N	L	66-60

## FLORIDA A&amp;M

<b>Total: UC leads 3-0</b>			
<b>In Cincinnati: UC leads 3-0</b>			
<b>In Tallahassee: 0-0</b>			
<b>Neutral: 0-0</b>			
<b>Current Streak: UC—2</b>			
11/26/2002	SC	W	80-53
11/22/2010	SC	W	76-51
12/14/2021	SC	W	77-50

12/12/1977	RC	W	73-58
11/26/1983	RC	W	68-65
11/24/1984	RC	W	50-48
12/14/1985	A	W	68-65
1/22/1992	SC	W	81-41
12/20/1997	SC	W	106-54
12/20/08	SC	Wot	85-77
11/13/2022	SC	W	87-69

## EASTERN MICHIGAN

<b>Total: UC leads 1-0</b>			
<b>In Cincinnati: UC leads 1-0</b>			
<b>In Ypsilanti: 0-0</b>			
<b>Neutral: 0-0</b>			
<b>Current Streak: UC — 1</b>			
12/19/1996	SC	W	102-79

## ELON

<b>Total: UC leads 1-0</b>			
<b>In Cincinnati: UC leads 1-0</b>			
<b>In Elon: 0-0</b>			
<b>Neutral: 0-0</b>			
<b>Current Streak: UC — 1</b>			
12/30/2003	SC	W	102-63

## EVANSVILLE

<b>Total: UC leads 4-2</b>			
<b>In Cincinnati: UC leads 2-1</b>			
<b>In Evansville: Series tied 1-1</b>			
<b>Neutral: UC leads 1-0</b>			
<b>Current Streak: UC — 2</b>			
12/29/1954	N	W	82-62
12/20/1986	RC	W	76-62
1/6/1988	A	L	82-75
2/13/1989	CG	L	83-69
12/15/1990	A	W	58-48
11/9/2021	H	W	65-43

## FAIRFIELD

<b>Total: UC leads 1-0</b>			
<b>In Cincinnati: UC leads 1-0</b>			
<b>In Fairfield: 0-0</b>			
<b>Neutral: 0-0</b>			
<b>Current Streak: UC — 1</b>			
11/24/2007	SC	W	69-64

## FAIRLEIGH DICKINSON

<b>Total: UC leads 3-0</b>			
<b>In Cincinnati: UC leads 3-0</b>			
<b>In Teaneck: 0-0</b>			
<b>Neutral: 0-0</b>			
<b>Current Streak: UC — 3</b>			
1/18/1974	FH	W	96-70
11/25/1991	SC	W	75-58
12/17/2016	SC	W	119-68

## FLORIDA

<b>Total: Florida leads 1-0</b>			
<b>In Cincinnati: 0-0</b>			
<b>In Gainesville: 0-0</b>			
<b>Neutral: Florida leads 1-0</b>			
<b>Current Streak: Florida — 1</b>			
12/9/2017	N	L	66-60

## FLORIDA A&amp;M

<b>Total: UC leads 3-0</b>			
<b>In Cincinnati: UC leads 3-0</b>			
<b>In Tallahassee: 0-0</b>			
<b>Neutral: 0-0</b>			
<b>Current Streak: UC—2</b>			
11/26/2002	SC	W	80-53
11/22/2010	SC	W	76-51
12/14/2021	SC	W	77-50

## FLORIDA STATE

<b>Total: Florida State leads 22-16</b>			
<b>In Cincinnati: UC leads 10-6</b>			
<b>In Tallahassee: FSU leads 12-3</b>			
<b>Neutral: FSU leads 4-3</b>			
<b>Current Streak: UC — 1</b>			
3/4/1972	FH	W	88-64
1/13/1973	A	L	78-74
2/10/1973	FH	W	89-62
12/27/1977	RC	W	77-75
1/17/1978	A	L	76-66
1/27/1979	RC	L	80-77
2/17/1979	A	L	76-71
2/2/1980	RC	L	54-52
2/9/1980	A	L	77-74
2/29/1980	N	L (2OT)	79-69
1/5/1981	RC	L	79-77
2/14/1981	A	W	80-79
3/6/1981	N	W	58-57
2/20/1982	RC	W	84-83
2/27/1982	A	W	73-71
1/22/1983	A	L	86-79
2/5/1983	RC		

# ALL-TIME SERIES SCORES



Gary Clark tallied 20 points and 12 rebounds and was named the 2018 AAC Tournament Most Valuable Player after Cincinnati earned a 56-55 win over Houston in the league tournament championship game. Clark averaged 16.3 points and 11.7 rebounds with a trio of double-doubles during the event.

**In Fairfax: 0-0**  
**Neutral: UC leads 2-0**  
**Current Streak: UC — 2**

3/12/1999	N	W	72-48
11/23/2018	N	W	71-55

**GEORGE WASHINGTON**  
**Total: UC leads 13-1**  
**In Cincinnati: UC leads 9-0**  
**In Washington: UC leads 3-1**  
**Neutral: UC leads 1-0**  
**Current Streak: UC — 6**

12/21/1956	FH	W	88-68
12/31/1960	FH	W	84-61
2/12/1962	FH	W	83-43
12/8/1962	FH	W	86-59
11/30/1963	FH	W	101-65
12/1/1964	A	W	80-72
12/1/1966	FH	W	85-61
2/20/1971	A	L	95-89
2/19/1972	FH	W	97-79
2/17/1973	A	W	71-65
2/21/1974	FH	W	83-61
2/15/1975	A	W	81-72
1/31/1976	FH	W	102-72
11/28/2015	N	W	61-56

**GEORGETOWN COLLEGE**  
**Total: UC leads 13-4**  
**In Cincinnati: UC leads 12-3**  
**In Georgetown: Series tied 1-1**  
**Neutral: 0-0**  
**Current Streak: UC — 1**

2/19/1904	Mc	L	27-22
3/4/1904	A	W	20-17
2/14/1912	Sch	W	30-26
1/16/1914	Sch	L	44-31
2/20/1914	A	L	27-23
12/16/1922	Sch	W	36-19

**GEORGETOWN UNIVERSITY**  
**Total: UC leads 6-7**  
**In Cincinnati: Series tied 2-2**  
**In Washington: Georgetown leads 4-3**  
**Neutral: Series tied 1-1**  
**Current Streak: Georgetown — 2**

1/28/2006	A	L	76-57
1/27/2007	A	L	82-67
2/21/2007	SC	L	75-65
2/23/2008	A	L	73-53
1/28/2009	SC	W	65-57
2/7/2009	A	W(OT)	64-62
3/6/2010	A	L	74-47
2/23/2011	A	W	58-46
3/5/2011	SC	W	69-47
1/9/2012	A	W	68-64
3/8/2012	N	W(2OT)	72-70
2/15/2013	SC	L	62-55
3/14/2013	N	L	62-43

**GEORGIA**  
**Total: UC leads 2-1**  
**In Cincinnati: 1-0**  
**In Athens: Series tied 1-1**  
**Neutral: 0-0**

12/31/1928	Sch	W	40-27
12/18/1929	Sch	W	40-12
12/11/1931	Sch	W	41-23
12/10/1932	Sch	W	35-29
12/15/1933	Sch	W	52-17
12/8/1937	Sch	W	44-34
12/7/1938	Sch	W	47-31
12/9/1939	Sch	W	33-18
12/7/1940	Sch	W	56-41
11/29/1941	Sch	L	33-29
12/9/1942	Sch	W	52-40

**Current Streak: UC — 1**

12/2/2011	A	W	57-51
12/19/2020	A	L	83-68
11/13/2021	H	W	73-68

**GEORGIA SOUTHERN**  
**Total: UC leads 2-0**  
**In Cincinnati: UC leads 2-0**  
**In Statesboro: 0-0**  
**Neutral: 0-0**  
**Current Streak: UC — 2**

12/12/1992	SC	W	91-57
12/14/2010	SC	W	99-54

**GEORGIA STATE**  
**Total: UC leads 1-0**  
**In Cincinnati: 0-0**  
**In Atlanta: 0-0**  
**Neutral: UC leads 1-0**  
**Current Streak: UC — 1**

3/16/18	N	W	68-53
---------	---	---	-------

**GEORGIA TECH**  
**Total: UC leads 8-3**  
**In Cincinnati: UC leads 4-1**  
**In Atlanta: Georgia Tech leads 2-0**  
**Neutral: UC leads 4-0**  
**Current Streak: UC — 3**

12/21/1926	Sch	W	52-25
3/5/1976	N	W	71-60
2/12/1977	RC	W	84-73
3/5/1977	N	W	74-61
1/2/1978	A	L	59-56
2/9/1978	RC	W	75-67
3/2/1978	RC	L	39-38
1/29/1979	A	L	82-73
2/5/1979	RC	W	55-51
12/28/1994	N	W	69-66
3/22/1996	N	W	87-70

**GEORGETOWN UNIVERSITY**  
**Total: UC leads 13-1**  
**In Cincinnati: UC leads 9-0**  
**In Washington: UC leads 3-1**  
**Neutral: UC leads 1-0**  
**Current Streak: UC — 6**

12/21/1956	FH	W	88-68
12/31/1960	FH	W	84-61
2/12/1962	FH	W	83-43
12/8/1962	FH	W	86-59
11/30/1963	FH	W	101-65
12/1/1964	A	W	80-72
12/1/1966	FH	W	85-61
2/20/1971	A	L	95-89
2/19/1972	FH	W	97-79
2/17/1973	A	W	71-65
2/21/1974	FH	W	83-61
2/15/1975	A	W	81-72
1/31/1976	FH	W	102-72
11/28/2015	N	W	61-56

**GONZAGA**  
**Total: Gonzaga leads 2-1**  
**In Cincinnati: 0-0**  
**In Spokane: 0-0**  
**Neutral: Gonzaga leads 2-1**  
**Current Streak: GU — 2**

12/4/1999	N	W	75-68
3/20/2003	N	L	74-69
11/25/2009	N	L(OT)	61-59

**HANOVER**  
**Total: UC leads 11-6**  
**In Cincinnati: UC leads 7-3**  
**In Hanover: UC leads 4-3**  
**Neutral: 0-0**  
**Current Streak: UC — 5**

1/28/1903	Mc	W	30-25
1/29/1904	Mc	L	32-22
3/25/1904	A	L	29-11
2/10/1905	Mc	W	15-14
12/22/1933	A	W	27-25
1/5/1934	Sch	L	34-33
12/12/1934	Sch	W	48-34
1/15/1935	A	W	42-35
12/13/1939	A	L	57-41
1/20/1940	Sch	W	43-31
12/18/1940	Sch	L	46-36
2/1/1941	A	L	42-41
1/3/1942	Sch	W	60-41
2/21/1942	A	W	61-57
2/4/1943	Sch	W	67-33
2/23/1943	A	W	52-48

**HARVARD**  
**Total: Harvard leads 2-0**  
**In Cincinnati: 0-0**  
**In Boston: 0-0**  
**Neutral: Harvard leads 2-0**  
**Current Streak: Harvard — 2**

12/13/1974	N	L	77-76
3/20/2014	N	L	61-57

**HAWAII**  
**Total: Hawaii leads 1-0**  
**In Cincinnati: 0-0**  
**In Honolulu: Hawaii leads 1-0**  
**Neutral: 0-0**  
**Current Streak: Hawaii — 1**

12/30/1994	A	L	75-66
------------	---	---	-------

**HEIDELBERG**  
**Total: UC leads 3-1**  
**In Cincinnati: UC leads 2-1**  
**In Heidelberg: UC leads 1-0**  
**Neutral: 0-0**  
**Current Streak: UC — 1**

2/4/1921	Sch	W	14-10
1/13/1923	Sch	W	39-20
1/31/1925	Sch	L	22-17
3/10/1925	A	W	21-20

12/8/1954 Cen W 93-50

**HARVARD**  
**Total: Harvard leads 2-0**  
**In Cincinnati: 0-0**  
**In Boston: 0-0**  
**Neutral: Harvard leads 2-0**  
**Current Streak: Harvard — 2**

12/13/1974	N	L	77-76
3/20/2014	N	L	61-57

**HAWAII**  
**Total: Hawaii leads 1-0**  
**In Cincinnati: 0-0**  
**In Honolulu: Hawaii leads 1-0**  
**Neutral: 0-0**  
**Current Streak: Hawaii — 1**

12/30/1994	A	L	75-66
------------	---	---	-------

**HEIDELBERG**  
**Total: UC leads 3-1**  
**In Cincinnati: UC leads 2-1**  
**In Heidelberg: UC leads 1-0**  
**Neutral: 0-0**  
**Current Streak: UC — 1**

2/4/1921	Sch	W	14-10
1/13/1923	Sch	W	39-20
1/31/1925	Sch	L	22-17
3/10/1925	A	W	21-20

**HIGH POINT**  
**Total: UC leads 1-0**  
**In Cincinnati: UC leads 1-0**  
**In High Point: 0-0**  
**Neutral: 0-0**  
**Current Streak: UC — 1**

11/12/2006	SC	W	63-51
------------	----	---	-------

**HIRAM**  
**Total: UC leads 1-0**  
**In Cincinnati: UC leads 1-0**  
**In Hiram: 0-0**  
**Neutral: 0-0**  
**Current Streak: UC — 1**

2/9/1922	Sch	W	39-19
----------	-----	---	-------

**HOFSTRA**  
**Total: UC leads 1-0**  
**In Cincinnati: UC leads 1-0**  
**In Hempstead: 0-0**  
**Neutral: 0-0**  
**Current Streak: UC — 1**

3/18/2023	SC	W	79-65
-----------	----	---	-------

**HOLY CROSS**  
**Total: Holy Cross leads 3-1**  
**In Cincinnati: Series tied 1-1**  
**1, HC I**  
**In Worcester: 0-0**  
**Neutral: Holy Cross leads 2-0**  
**Current Streak: UC — 1**

12/29/1975	N	L	66-65
12/16/1978	N	L	110-88
12/20/1980	RC	L	69-58
11/25/2005	SC	W	77-55

**HOUSTON**  
**Total: UC leads 33-14**  
**In Cincinnati: UC leads 17-3**  
**In Houston: UC leads 14-8**  
**Neutral: Houston leads 3-2**  
**Current Streak: Houston — 9**

12/21/1957	A	W	70-53
1/13/1958	FH	W	93-57
1/10/1959	A	W	62-54

2/28/1959	FH	W	78-66
2/6/1960	FH	W	67-55
2/20/1960	A	W	57-47
1/5/1961	FH	W(OT)	74-71
2/23/1961	A	W	85-80
2/1/1962	A	W	60-52
2/16/1962	FH	W	59-47
1/2/1963	FH	W	79-56
2/10/1964	A	W(OT)	66-59
2/3/1973	A	L	90-85
2/9/1974	FH	W	84-73
2/8/1975	A	W	103-83
2/18/1997	SC	W	97-64
1/4/1998	A	W	81-68
12/22/1998	SC	W	115-78
2/17/2000	A	W	77-65
2/24/2001	SC	W	85-50
1/12/2002	A	W	83-62
2/7/2004	A	W	54-51
1/29/2005	SC	W	87-68
1/7/2014	A	W	61-60
2/15/2014	SC	W	73-62
1/21/2015	SC	W	67-54
2/21/2015	A	W	63-53
1/13/2016	SC	W	70-59
3/3/2016	A	L	69-56
1/7/2017	A	W	67-58
3/2/2017	SC	W	65-47
1/31/2018	BBT	W	80-70
2/15/2018	A	L	67-62
3/11/2018	N	W	56-55
2/10/2019	A	L	65-58
3/10/2019	SC	L	85-69
3/17/2019	N	W	69-57
2/1/2020	SC	W	64-62
3/1/2020	A	L	68-55
2/21/2021	A	L	90-52
3/14/2021	N	L	91-54
2/6/2022	SC	L	58-80
3/1/2022	A	L	53-71
3/11/2022	N	L	56-69
1/8/2023	SC	L	59-72
1/28/2023	A	L	69-75
3/11/2023	N	L	48-69

**HOWARD**  
**Total: UC leads 2-0**  
**In Cincinnati: UC leads 2-0**  
**In Washington: 0-0**  
**Neutral: 0-0**  
**Current Streak: UC — 2**

12/17/1996	SC	W	90-46
11/10/2006	SC	W	70-39

**ILLINOIS**  
**Total: Illinois leads 3-2**  
**In Cincinnati: 0-0**  
**In Champaign: UC leads 1-0**  
**Neutral: Illinois leads 3-1**  
**Current Streak: UC — 1**

1/26/1963	A	W	62-53
12/18/1984	N	L	87-65
3/21/2004	N	L	92-68
12/31/2004	N	L	67-45
11/22/2021	N	W	71-51

**ILLINOIS-CHICAGO**  
**Total: UC leads 2-1**  
**In Cincinnati: Series tied 1-1**  
**In Chicago: UC leads 1-0**  
**Neutral: 0-0**  
**Current Streak: Illinois-Chicago — 1**

1/3/1981	RC	W	87-70
11/26/1982	A	W	71-61

## ALL-TIME SERIES SCORES

12/12/1983 RC L 72-64

**ILLINOIS STATE****Total: UC leads 3-1****In Cincinnati: UC leads 2-0****In Normal: Illinois State leads 1-0****Neutral: UC leads 1-0****Current Streak: UC — 1**

2/2/1996 SC W 91-57

11/22/2005 SC W 76-59

12/8/2007 SC L 62-52

11/22/2019 N W 66-65

**INDIANA****Total: Indiana leads 12-3****In Cincinnati: Indiana leads 4-2****In Bloomington: Indiana leads 8-0****Neutral: UC leads 1-0****Current Streak: Indiana — 2**

3/1/1906 Mc W 25-22

2/17/1919 Sch L 38-24

2/19/1920 A L 36-12

1/2/1925 A L 51-7

12/31/1927 Sch L 56-41

12/9/1932 A L 41-12

12/4/1936 A L 46-13

12/18/1945 A L 54-44

2/11/1946 XS L 60-22

12/5/1953 A L 78-65

12/18/1954 FH W 97-65

12/19/1955 A L 80-61

12/30/1976 N W 52-43

1/4/1992 SC L 81-60

12/19/1992 A L 79-64

**INDIANAPOLIS****Total: Indianapolis leads 4-1****In Cincinnati: Series tied 1-1****In Indianapolis: UI leads 3-0****Neutral: 0-0****Current Streak: Indianapolis — 4**

1/8/1935 Sch W 37-32

1/30/1935 A L 37-22

3/12/1936 A L 46-36

12/16/1936 Sch L 32-28

2/9/1937 A L 33-25

**INDIANA-PURDUE FW****Total: UC leads 1-0****In Cincinnati: UC leads 1-0****In Fort Wayne: 0-0****Neutral: 0-0****Current Streak: UC — 1**

11/20/10 SC W 65-59

**INDIANA STATE****Total: UC leads 11-1****In Cincinnati: UC leads 10-0****In Terre Haute: Series tied 1-1****Neutral: 0-0****Current Streak: UC — 2**

2/23/1957 FH W 89-65

12/6/1957 FH W 105-49

12/1/1958 FH W 93-64

12/1/1959 FH W 107-62

12/1/1960 FH W 90-51

12/2/1961 FH W 86-63

12/2/1967 FH W 83-79

12/6/1969 FH W 104-82

12/15/1982 RC W 88-83

12/15/1983 A L 84-63

2/1/1986 RC W 60-57

12/29/1986 A W 70-60

**IOWA****Total: UC leads 6-4****In Cincinnati: UC leads 1-0****In Iowa City: UC leads 2-0****Neutral: Iowa leads 4-3****Current Streak: Iowa — 2**

12/30/1959 N W 96-83

2/4/1961 A W 77-60

12/30/1966 N L 78-69

12/18/1969 FH W 114-105

12/17/1970 A W (OT) 73-70

1/22/1971 N W 73-69

12/5/1980 N L 69-64

3/17/2005 N W 76-64

3/22/2019 N L 72-79

12/21/2019 N L 70-77

**IOWA STATE****Total: UC leads 4-2****In Cincinnati: Iowa State leads 1-0****In Ames: UC leads 1-0****Neutral: UC leads 3-1****Current Streak: UC — 1**

3/15/1997 N L 67-66

11/27/1998 N W 60-52

11/28/1999 N W 75-60

11/23/2012 N W 78-70

12/22/2015 SC L 79-81

12/1/2016 A W (OT) 55-54

**JACKSON STATE****Total: UC leads 1-0****In Cincinnati: UC leads 1-0****In Jackson: 0-0****Neutral: 0-0****Current Streak: UC — 1**

12/20/2004SC W 95-43

**JACKSONVILLE****Total: UC leads 3-1****In Cincinnati: UC leads 2-0****In Jacksonville: Series tied 1-1****Neutral: 0-0****Current Streak: UC — 2**

2/12/1972 FH W 88-84

2/25/1974 A L 81-66

2/7/1976 RC W 87-62

2/26/1977 A W 78-61

**JACKSONVILLE STATE****Total: UC leads 1-0****In Cincinnati: UC leads 1-0****In Jacksonville: 0-0****Neutral: 0-0****Current Streak: UC — 1**

11/15/2011 SC W 73-59

**JAMES MADISON****Total: UC leads 1-0****In Cincinnati: 0-0****In Harrisonburg: 0-0****Neutral: UC leads 1-0****Current Streak: UC — 1**

12/21/1984 N W 63-56

**JOHN CARROLL****Total: UC leads 1-0****In Cincinnati: 0-0****In Cleveland: UC leads 1-0****Neutral: 0-0****Current Streak: UC — 1**

3/4/1949 A W 55-53

**KANSAS****Total: UC leads 4-3****In Cincinnati: UC leads 2-1****In Lawrence: Series tied 1-1****Neutral: Series tied 1-1****Current Streak: Kansas — 2**

12/15/1949 CG W 56-54

3/12/1960 N W 82-71

12/15/1962 A W 64-49

12/7/1963 FH L 51-47

12/17/1964 FH W 76-72

12/15/1967 A L 67-61

12/4/1996 N L 72-65

**KANSAS STATE****Total: UC leads 7-1****In Cincinnati: UC leads 2-0****In Manhattan: UC leads 2-0****Neutral: UC leads 3-1****Current Streak: UC — 7**

3/14/1958 N L (OT) 83-80

3/14/1959 N W 85-75

3/19/1961 N W 69-64

12/14/1962 A W 75-61

12/23/1963 FH W 72-70

12/16/1967 A W (OT) 58-56

12/2/1968 FH W 86-70

3/17/2017 N W 75-61

**KENNESAW STATE****Total: UC leads 1-0****In Cincinnati: UC leads 1-0****In Kennesaw: 0-0****Neutral: 0-0****Current Streak: UC — 1**

11/29/2013 SC W 95-67

**KENT STATE****Total: UC leads 6-1****In Cincinnati: UC leads 4-0****In Kent: Series tied 1-1****Neutral: UC leads 1-0****Current Streak: UC — 6**

12/12/1952 A L 72-66

2/20/1953 CG W 94-63

2/6/1971 A W 74-63

12/30/1971 FH W 80-67

3/14/1985 RC W 77-61

11/24/1990 SC W 89-62

3/17/2001 N W 66-43

**KENTUCKY****Total: Kentucky leads 28-11****In Cincinnati: Series tied 8-8****In Lexington: Kentucky 18-3****Neutral: Kentucky leads 2-0****Current Streak: Kentucky - 16**

2/14/1902 Mc W 31-21

3/5/1904 A L 28-21

2/16/1906 Mc W 38-9

1/19/1909 Mc W 41-25

2/18/1909 A L 28-23

2/7/1910 Mc W 47-17

2/8/1913 A L 20-18

2/21/1914 A L 20-18

1/14/1916 A L 37-24

2/19/1916 Sch L 34-10

1/31/1919 Sch W 28-18

2/21/1919 A L 34-21

1/17/1920 Sch W 22-19

1/26/1921 Sch L 26-19

2/5/1923 A W 33-24

12/13/1924 A L 28-23

1/3/1925 Sch W 24-20

12/18/1926 A W 48-10

12/27/1926 Sch W 51-22

12/16/1933 A L 31-25

12/18/1937 A L 38-21

12/17/1938 A L 44-27

12/16/1939 A W 39-30

12/12/1942 A L 61-39

12/18/1943 A L 58-30

2/12/1944 Sch L 38-34

12/9/1944 A L 66-24

2/24/1945 Sch L 65-35

12/15/1945 A L 67-31

12/7/1946 MH L 80-49

12/13/1947 MH L 67-31

1/24/1948 A L 70-43

12/20/1983 RC L 24-11

12/22/1984 A L 66-55

12/3/1985 A L 84-54

12/1/1987 A L 101-77

11/28/1990 SC L 75-71

3/19/2005 N L 69-60

3/21/2015 N L 64-51

**KENTUCKY WESLEYAN****Total: UC leads 7-0****In Cincinnati: UC leads 7-0****In Owensboro: 0-0****Neutral: 0-0****Current Streak: UC — 7**

2/1/1933 Sch W 58-36

12/21/1934 Sch W 48-18

12/3/1940 Sch W 34-29

12/3/1946 Sch W 89-64

12/14/1948 Sch W 81-46

12/10/1949 Sch W 96-52

12/5/1950 Sch W 97-44

**KENYON****Total: UC leads 10-8****In Cincinnati: UC leads 8-5****In Gambier: Kenyon leads 3-2****Neutral: 0-0****Current Streak: UC — 1**

1/9/1904 Mc L 26-17

1/29/1905 Mc W 25-12

2/2/1905 A W 20-9

2/21/1913 Sch W 42-13

1/22/1915 A L 32-26

2/26/1915 Sch W 25-21

1/22/1916 Sch L 35-32

2/11/1916 A W 31-15

1/27/1917 Sch L 44-29

3/1/1918 A L 52-19

1/17/1919 Sch W 29-19

1/9/1920 Sch L 16-14

1/14/1921 Sch W 30-10

3/2/1923 Sch W 35-24

1/4/1924 Sch W 21-20

1/9/1925 Sch L 21-20

1/23/1926 A L 40-38

2/12/1926 Sch W 45-27

**LA SALLE****Total: UC leads 9-3****In Cincinnati: UC leads 5-1****In Philadelphia: UC leads 2-1****Neutral: UC leads 2-1****Current Streak: UC — 6**

2/27/1948 MH W 55-47

2/9/1949 MH L 42-36

3/7/1949 CG W 50-49

2/25/1950 A L 76-65

2/24/1951 A W 62-61

12/29/1952 N L 81-66

1/16/1957 A W 74-58

## ALL-TIME SERIES SCORES

**In Cincinnati: UC leads 24-22  
In Louisville: Louisville leads 31-16****Neutral: UC leads 4-3****Current Streak: UC — 1**

1/7/1921	Sch	W	36-16
12/20/1924	Sch	W	29-18
12/21/1938	A	W	54-41
1/14/1939	Sch	W	62-17
1/12/1946	A	L	59-40
1/22/1946	Sch	L	61-39
1/9/1947	Sch	L	60-39
1/25/1947	A	L	71-52
3/21/1959	A	W	98-85
12/19/1959	A	W	97-74
12/12/1964	FH	W	67-57
1/19/1965	A	L (3OT)	82-80
1/22/1966	A	W	67-65
2/5/1966	FH	W	56-54
1/21/1967	FH	W	59-58
2/4/1967	A	L	65-57
1/20/1968	FH	W	82-72
2/3/1968	A	L	81-65
1/11/1969	FH	W	87-64
2/22/1969	A	L	72-68
1/10/1970	FH	L	64-63
2/21/1970	A	W	53-52
1/20/1971	A	L	85-72
2/24/1971	FH	W	79-78
1/8/1972	FH	L	84-76
2/23/1972	A	L	93-73
2/5/1973	FH	W	81-79
2/24/1973	A	L	91-81
12/1/1973	A	W	65-58
1/9/1974	FH	W	77-70
1/7/1975	A	L	82-74
3/20/1975	N	L	78-63
1/6/1976	FH	W	77-73
1/19/1977	A	L	83-77
1/7/1978	RC	L	78-75
2/4/1978	A	L	83-76
1/18/1979	RC	L	82-77
2/3/1979	A	L	88-85
2/6/1980	A	L	88-73
2/16/1980	RC	L	61-57
1/10/1981	RC	L	83-68
2/23/1981	A	L	81-67
3/7/1981	A	L	42-31
1/16/1982	A	L	74-58
2/13/1982	RC	L	67-53
1/3/1983	A	L	65-58
2/2/1983	RC	L	79-73
1/7/1984	RC	L	51-37
1/18/1984	A	L	78-64
3/9/1984	N	L	62-55
1/24/1985	RC	W	56-54
2/6/1985	A	W	69-63
1/20/1986	A	W	84-82
2/13/1986	RC	L	74-58
3/8/1986	A	L	86-65
1/22/1987	A	L	81-69
2/25/1987	RC	L	81-69
1/20/1988	CG	L (OT)	91-89
2/15/1988	A	L	90-78
2/8/1989	CG	L	69-66
3/1/1989	A	W	77-71
1/4/1990	A	W	71-66
3/1/1990	SC	L	86-71
1/3/1991	SC	W	72-64
2/28/1991	A	L	68-61
2/22/1996	SC	L	72-66
3/8/1996	N	W	92-81
1/30/1997	A	L	81-70
1/18/1998	A	W	71-57
1/29/1998	SC	W	67-61

3/5/1998	SC	W	64-50
1/21/1999	A	W	81-55
2/21/1999	SC	W	91-78
1/27/2000	A	W	75-65
2/27/2000	SC	W	68-59
1/13/2001	A	W	72-52
1/24/2001	SC	L	63-54
1/19/2002	SC	W	77-50
2/27/2002	A	L	74-71
2/5/2003	A	L	77-71
2/22/2003	SC	W	101-80
1/21/2004	A	L	93-66
2/21/2004	SC	W (OT)	66-61
3/11/2004	N	W	64-62
1/15/2005	SC	L	69-66
2/2/2005	A	L	77-70
1/25/2006	A	L	67-50
2/6/2006	SC	W	74-68
1/31/2007	SC	L	69-53
1/1/2008	A	W	58-57
2/21/2009	SC	L	72-63
1/24/2010	A	L	68-60
3/10/2010	N	W	69-66
2/16/2011	SC	W	63-54
2/23/2012	SC	W	60-56
3/10/2012	N	L	50-44
3/4/2013	A	L	67-51
1/30/2014	A	W	69-66
2/22/2014	SC	L	58-57
11/23/2022	N	W	81-62

**LOYOLA (ILL.)****Total: Series tied 6-6****In Cincinnati: UC leads 3-1****In Chicago: Loyola leads 4-2****Neutral: Series tied 1-1****Current Streak: Loyola — 4**

2/6/1935	A	W	37-23
3/23/1963	N	L (OT)	60-58
12/30/1970	N	W	74-64
1/27/1975	FH	W	76-65
3/2/1976	A	L	87-71
2/18/1980	RC	W	75-70
2/3/1981	A	W	78-76
1/18/1982	RC	W	83-72
1/8/1983	A	L	82-78
2/20/1986	A	L (OT)	74-72
12/22/1986	RC	L	84-76
12/19/1987	A	L	76-73

**LOYOLA (LA.)****Total: UC leads 2-0****In Cincinnati: UC leads 2-0****In New Orleans: 0-0****Neutral: 0-0****Current Streak: UC — 2**

1/9/1956	FH	W	85-53
2/16/1957	FH	W	82-77

**LOYOLA MARYMOUNT****Total: Series tied 1-1****In Cincinnati: UC leads 1-0****In Los Angeles: LMU leads 1-0****Neutral: 0-0****Current Streak: LMU — 1**

12/13/1960	FH	W	74-53
12/22/1970	FH	L	63-61

**MACMURRAY****Total: UC leads 1-0****In Cincinnati: UC leads 1-0****In Jacksonville: 0-0****Neutral: 0-0****Current Streak: UC — 1**

12/2/1969	FH	W	99-64
-----------	----	---	-------

**MADISON (IND.)****Total: UC leads 1-0****In Cincinnati: 0-0****In Madison: UC leads 1-0****Neutral: 0-0****Current Streak: UC — 1**

3/25/1904	A	W	23-22
-----------	---	---	-------

**MAINE****Total: UC leads 1-0****In Cincinnati: UC leads 1-0****In Orono: 0-0****Neutral: 0-0****Current Streak: UC — 1**

12/23/1922	Sch	W (OT)	33-32
------------	-----	--------	-------

**MANHATTAN****Total: Series tied 1-1****In Cincinnati: UC leads 1-0****In Riverdale: 0-0****Neutral: Manhattan leads 1-0****Current Streak: MC — 1**

2/12/1947	MH	W	57-51
-----------	----	---	-------

12/27/1952	N	L	75-60
------------	---	---	-------

**MARIETTA****Total: UC leads 4-3****In Cincinnati: UC leads 2-0****In Marietta: Marietta leads 3-2****Neutral: 0-0****Current Streak: UC — 3**

3/5/1903	A	L	37-15
----------	---	---	-------

3/6/1903	A	L	29-16
----------	---	---	-------

2/7/1908	A	W	15-12
----------	---	---	-------

2/14/1920	A	L	21-17
-----------	---	---	-------

12/19/1925	Sch	W	43-17
------------	-----	---	-------

1/11/1941	Sch	W	36-34
-----------	-----	---	-------

12/18/1941	A	W	55-44
------------	---	---	-------

**MARQUETTE****Total: UC leads 27-19****In Cincinnati: UC leads 15-7****In Milwaukee: Marquette leads 10-9****Neutral: UC leads 3-2****Current Streak: UC — 2**

3/2/1974	FH	W	92-77
----------	----	---	-------

1/21/1975	A	W	68-58
-----------	---	---	-------

2/6/1977	RC	W	63-62
----------	----	---	-------

3/12/1977	N	L	66-51
-----------	---	---	-------

2/18/1978	A	L	57-45
-----------	---	---	-------

12/28/1982	A	L	69-52
------------	---	---	-------

3/19/1985	RC	L	56-54
-----------	----	---	-------

2/1/1992	A	W	71-57
----------	---	---	-------

2/27/1992	SC	W	70-59
-----------	----	---	-------

3/13/1992	N	W	62-49
-----------	---	---	-------

2/10/1993	SC	W	55-53
-----------	----	---	-------

2/25/1993	A	W	66-57
-----------	---	---	-------

2/10/1994	SC	L	61-60
-----------	----	---	-------

2/13/1994	A	W (2OT)	89-82
-----------	---	---------	-------

3/11/1994	SC	W	72-63
-----------	----	---	-------

1/12/1995	A	W	91-64
-----------	---	---	-------

2/5/1995	SC	L	59-52
----------	----	---	-------

1/13/1996	SC	W	91-70
-----------	----	---	-------

3/2/1996	A	L	74-72
----------	---	---	-------

3/9/1996	N	W (OT)	85-84
----------	---	--------	-------

2/8/1997	SC	W	91-70
----------	----	---	-------

2/27/1997	A	W	80-74
-----------	---	---	-------

3/7/1997	N	L	91-79
----------	---	---	-------

1/11/1998	SC	W	68-51
-----------	----	---	-------

1/20/1998	A	L (OT)	66-63
-----------	---	--------	-------

1/4/1999	SC	W	75-56
----------	----	---	-------

2/10/1999	A	L	62-58
-----------	---	---	-------

1/8/2000	SC	W	67-48
----------	----	---	-------

1/23/2000	A	W	72-60
-----------	---	---	-------

1/10/2001	A	L	47-44
-----------	---	---	-------

2/18/2001	SC	L (OT)	66-63
-----------	----	--------	-------

2/2/2002	A	L	74-60
----------	---	---	-------

2/22/2002	SC	W	63-62
-----------	----	---	-------

3/9/2002	RC	W	77-63
----------	----	---	-------

2/1/2003	SC	L	82-76
----------	----	---	-------

3/8/2003	A	L	70-61
----------	---	---	-------

1/14/2004	A	W	85-73
-----------	---	---	-------

2/24/2005	SC	W	80-68
-----------	----	---	-------

1/7/2006	A	W	70-66
----------	---	---	-------

2/2/2008	SC	L	75-60
----------	----	---	-------

1/4/2009	A	L	84-50
----------	---	---	-------

2/21/2010	SC	L (OT)	79-76
-----------	----	--------	-------

3/2/2011	A	W	67-60
----------	---	---	-------

2/11/2012	A	L	95-78
-----------	---	---	-------

2/29/2012	SC	W	71-62
-----------	----	---	-------

1/19/2013	SC	W (OT)	71-69
-----------	----	--------	-------

**MARSHALL****Total: UC leads 21-12****In Cincinnati: UC leads 16-3**



## ALL-TIME SERIES SCORES

3/6/1987	N	L	87-58
1/25/1988	A	L (OT)	75-70
2/23/1988	CG	W	106-90
1/7/1989	CG	W	89-79
2/15/1989	A	L	81-71
2/3/1990	A	L	82-64
2/15/1990	SC	W	82-76
2/2/1991	SC	W	73-59
2/14/1991	A	L	70-63
1/18/1992	SC	W	75-66
3/7/1992	A	W	69-59
3/14/1992	N	W	75-63
3/29/1992	N	W	88-57
2/6/1993	A	L	68-66
3/6/1993	SC	W	78-55
3/13/1993	A	W	77-72
1/23/1994	A	L	62-55
2/3/1994	SC	W	69-64
3/12/1994	SC	W	68-47
2/3/1995	A	L (OT)	74-69
3/2/1995	SC	L	83-73
3/10/1995	N	W	77-64
2/29/1996	SC	W	71-66
3/1/1997	A	L	75-63
1/8/1998	SC	W	61-54
2/27/1999	A	W	89-64
1/19/2000	SC	W	75-55
2/15/2001	A	W	66-65
3/9/2001	N	W	89-79
3/3/2002	SC	W (OT)	80-75
3/1/2003	A	L	67-48
3/6/2004	SC	W	83-79
3/5/2005	A	W	62-60
12/3/2005	SC	L	91-81
1/4/2007	A	L	88-55
12/19/2007	SC	L	79-69
12/29/2008	A	L	60-45
1/4/2014	A	W	69-53
3/6/2014	SC	W	97-84
1/15/2015	A	L	63-50
3/8/2015	SC	W	77-65
1/21/2016	SC	W	76-72
2/6/2016	A	L	63-59
2/23/2017	SC	W	87-74
12/31/2017	BBT	W	82-48
1/27/2018	A	W	62-48
3/10/2018	N	W	70-60
2/7/2019	A	W	69-64
3/2/2019	SC	W	71-69
1/16/2020	A	L	60-49
2/13/2020	SC	W (OT)	92-86
2/28/2021	SC	L	74-80
1/9/2022	A	L	80-87
2/15/2022	SC	L	74-81
1/22/2023	SC	L	68-75
2/26/2023	A	L	73-76

## METROPOLITAN STATE

<b>Total: UC leads 1-0</b>
<b>In Cincinnati: UC leads 1-0</b>
<b>In Denver: 0-0</b>
<b>Neutral: 0-0</b>
<b>Current Streak: UC — 1</b>
12/22/1987 CG W 72-62

## MIAMI (FLA.)

<b>Total: Miami leads 1-0</b>
<b>In Cincinnati: 0-0</b>
<b>In Coral Gables: Miami leads 1-0</b>
<b>Neutral: 0-0</b>
<b>Current Streak: Miami — 1</b>
2/6/1947 A L 57-54

## MIAMI (OHIO)

<b>Total: UC leads 96-53</b>
<b>In Cincinnati: UC leads 63-18</b>
<b>In Oxford: Miami leads 36-32</b>
<b>Neutral: 0-0</b>
<b>Current Streak: UC — 15</b>
1/22/1904 A W 43-10
12/16/1904 Mc W 43-8
1/30/1907 A L 29-14
12/10/1907 Mc W 43-15
2/1/1908 A W 29-19
2/11/1910 Mc L 18-16
2/20/1910 A L 23-12
2/25/1911 A L 28-15
3/10/1911 Mc W 17-16
2/24/1912 A L 40-14
3/8/1912 Sch W 24-16
2/1/1913 A L 42-26
3/14/1913 Sch W 44-20
2/7/1914 A L 27-22
3/13/1914 Sch W 31-30
1/28/1915 A L 28-13
3/12/1915 Sch W 34-21
1/29/1916 Sch L 35-21
3/10/1916 A L 37-16
3/3/1917 A L 37-24
3/6/1917 Sch L 25-9
1/27/1918 A L 43-25
2/21/1918 Sch L 27-18
1/25/1919 A L 17-14
3/7/1919 A L 23-17
1/31/1920 A W 20-16
3/4/1920 Sch W 26-17
2/12/1921 A L 26-17
3/5/1921 Sch W 38-25
2/11/1922 A L 29-24
3/11/1922 Sch W 32-24
2/21/1923 A L 19-16
3/10/1923 Sch L 27-22
3/8/1924 A W 28-21
3/15/1924 Sch W 27-25
3/7/1925 Sch L 30-29
3/14/1925 A L 23-18
2/20/1926 A W 46-19
3/6/1926 Sch W 49-34
2/12/1927 A W 41-31
3/5/1927 Sch W 23-22
1/14/1928 A W (OT) 36-35
3/1/1928 Sch L 39-38
1/12/1929 A W 47-38
2/28/1929 Sch W 40-32
1/18/1930 A W 30-27
3/1/1930 Sch W 35-33
1/21/1931 A W 24-18
2/21/1931 Sch L 43-19
1/23/1932 A W 32-26
2/29/1932 Sch L 30-26
2/4/1933 A W 40-26
2/25/1933 Sch W 35-29
2/3/1934 A W 35-30
2/26/1934 Sch W 43-33
1/19/1935 Sch W 40-30
2/9/1935 A W 33-23
2/5/1936 Sch W 36-34
2/29/1936 A L 28-23
1/12/1937 Sch W 37-25
2/28/1937 A W 40-32
1/4/1938 A W 36-34
2/26/1938 Sch W 38-29
1/5/1939 A W 43-31
2/22/1939 Sch W 46-31
1/10/1940 Sch L 49-42
2/28/1940 A L 42-31
2/8/1941 Sch L 45-36
2/27/1941 A L 41-35
1/10/1942 A W 36-26

2/25/1942 Sch W 63-59
1/12/1943 Sch W 54-44
2/27/1943 A W 50-41
1/28/1944 A L 66-52
2/7/1945 A L 55-36
2/15/1945 Sch W 45-40
2/9/1946 A L 40-35
2/21/1946 Sch W 57-36
1/15/1947 Sch W 53-46
2/22/1947 A L 63-52
1/17/1948 A L 53-52
2/24/1948 Sch W 70-65
1/15/1949 A W 48-36
2/26/1949 Sch W 94-36
2/6/1950 CG W 71-48
2/28/1950 A W 82-46
2/6/1951 A W 66-52
3/1/1951 CG W 79-51
2/5/1952 CG L 70-56
3/4/1952 A L 82-79
2/3/1953 CG L 96-75
3/5/1953 A W 78-76
2/6/1954 CG W 66-58
3/4/1954 A L 88-79
1/26/1955 A W 86-80
3/2/1955 FH L 77-71
1/21/1956 FH W 79-61
2/29/1956 A L 89-81
1/26/1957 A L 88-76
2/25/1957 FH W 90-72
1/30/1958 FH W 79-59
2/17/1959 CG W 102-73
12/7/1959 CG W 89-58
12/6/1960 CG W 70-62
12/5/1961 CG W 63-30
12/5/1962 CG W 58-36
12/4/1963 CG W 60-56
12/5/1964 CG L 65-55
12/4/1965 CG W 68-58
12/10/1966 CG W (OT) 45-44
12/8/1967 CG W 60-59
12/14/1968 A W 56-48
12/13/1969 FH W 56-55
12/12/1970 A L 69-56
12/11/1971 FH W 89-73
12/9/1972 A L 63-61
12/15/1973 FH W 60-55
12/5/1974 A L 68-63
12/1/1975 FH W 66-57
12/15/1976 A W 79-68
12/6/1977 RC W 61-60
12/5/1978 A W 70-59
12/12/1979 RC W 75-73
12/10/1980 A L (OT) 91-87
12/19/1981 RC W 69-62
12/4/1982 A W 56-48
12/17/1983 RC L 55-50
12/8/1984 A W 80-77
12/23/1985 RC L 63-62
12/6/1986 A L 68-62
12/5/1987 CG W 84-82
12/17/1988 A L 70-62
12/2/1989 SC L 63-59
12/1/1990 A L 72-64
11/30/1991 SC W 82-62
2/1/1993 A W (OT) 74-68
12/22/1993 SC W 78-75
1/10/1997 SC W 91-61
12/28/02 RC W 66-54
12/27/03 RC W 83-63
12/27/04 RC W 77-53
12/28/05 RC W 75-65
12/27/2006 RC W 60-52
12/29/2007 RC W 56-50
12/10/2009 RC W 63-59

12/21/2011 A W 64-48
11/29/2011 SC W 56-47
12/1/2021 A W 59-58
12/14/2022 SC W 103-76

## MICHIGAN

<b>Total: Michigan leads 3-1</b>
<b>In Cincinnati: Michigan leads 2-1</b>
<b>In Ann Arbor: 0-0</b>
<b>Neutral: Michigan leads 1-0</b>
<b>Current Streak: Michigan — 1</b>
12/16/1921 Sch L 25-18
12/21/1923 Sch L 25-14
12/21/1953 CG W 81-62
4/4/1992 N L 76-72

## MICHIGAN STATE

<b>Total: Michigan State leads 9-4</b>
<b>In Cincinnati: MSU leads 4-1</b>
<b>In East Lansing: MSU leads 4-2</b>
<b>Neutral: Series tied 1-1</b>
<b>Current Streak: UC — 1</b>
12/5/1930 A L 22-8
1/22/1942 A L 37-30
2/6/1942 Sch L 36-30
1/6/1945 A W 39-37
1/12/1945 Sch W 54-50
1/5/1946 A L 69-38
2/4/1946 XS L 69-39
12/19/1978 N L 63-52
12/12/1981 A W 56-45
12/13/1982 RC L 70-69
12/13/1990 SC L 65-63
12/21/1991 A L 90-89
3/22/1992 N W 77-65

## MIDDLE TENNESSEE STATE

<b>Total: UC leads 4-0</b>
<b>In Cincinnati: UC leads 3-0</b>
<b>In Murfreesboro: 0-0</b>
<b>Neutral: 1-0</b>
<b>Current Streak: UC — 4</b>
1/6/1992 SC W 79-70
12/20/2003 SC W 89-54
12/21/2013 SC W 69-48
11/28/2014 N W 69-51

## MINNESOTA

<b>Total: UC leads 7-2</b>
<b>In Cincinnati: UC leads 4-1</b>
<b>In Minneapolis: UC leads 3-1</b>
<b>Neutral: 0-0</b>
<b>Current Streak: UC — 7</b>
2/16/1983 A L 49-46
2/18/1984 RC L 65-61
11/25/1989 SC W 66-64
12/20/1990 A W 72-64
12/13/1994 A W (OT) 91-88
12/13/1995 SC W 84-50
12/17/1997 SC W 81-71
12/16/1998 A W (OT) 62-61
3/21/2006 SC W 76-62

## MISSISSIPPI

<b>Total: UC leads 2-1</b>
<b>In Cincinnati: 0-0</b>
<b>In Oxford: 0-0</b>
<b>Neutral: UC leads 2-1</b>
<b>Current Streak: UC — 1</b>
12/27/1954 N W 78-70

11/29/2014 N L 66-54
11/24/2018 N W 71-57

## MISSISSIPPI STATE

<b>Total: Series tied 3-3</b>
<b>In Cincinnati: UC leads 1-0</b>
<b>In Starkville: Miss State leads 1-0</b>
<b>Neutral: Series tied 2-2</b>
<b>Current Streak: Miss State — 1</b>
11/30/1979 N L 87-72
3/24/1996 N L 73-63
12/21/2001 N W 90-56
12/18/2008 N W 75-63
12/12/2017 BBT W 65-50
12/15/2018 A L 59-70

## MISSISSIPPI VALLEY STATE

<b>Total: UC leads 2-0</b>
<b>In Cincinnati: UC leads 12-0</b>
<b>In Itta Bena: 0-0</b>
<b>Neutral: 0-0</b>
<b>Current Streak: UC — 2</b>
12/11/1999 SC W 74-48
11/13/2012 SC W 102-60

## MISSOURI

<b>Total: UC leads 1-0</b>
<b>In Cincinnati: 0-0</b>
<b>In Columbia: 0-0</b>
<b>Neutral: UC leads 1-0</b>
<b>Current Streak: UC — 1</b>
3/17/11 N W 78-63

## MISSOURI-KANSAS CITY

<b>Total: Series tied 1-1</b>
<b>In Cincinnati: UMKC leads 1-0</b>
<b>In Kansas City: UC leads 1-0</b>
<b>Neutral: 0-0</b>
<b>Current Streak: UC — 1</b>
12/28/1988 CG L 63-58
12/16/1991 A W 65-61

## MISSOURI STATE

<b>Total: UC leads 1-0</b>
<b>In Cincinnati: 0-0</b>
<b>In Springfield: 0-0</b>
<b>Neutral: UC leads 1-0</b>
<b>Current Streak: UC — 1</b>
1/1/1997 N W 101-60

## MONMOUTH

<b>Total: Monmouth leads 1-0</b>
<b>In Cincinnati: 0-1</b>
<b>In West Long Branch: 0-0</b>
<b>Neutral: 0-0</b>
<b>Current Streak: MU — 1</b>
11/27/2021 H L 59-61


## MONTANA STATE

<b>Total: UC leads 1-0</b>
<b>In Cincinnati: 0-0</b>
<b>In Bozeman: 0-0</b>
<b>Neutral: UC leads 1-0</b>
<b>Current Streak: UC — 1</b>
12/6/1980 N W 77-75

## MORGAN STATE

<b>Total: UC leads 1-0</b>
<b>In Cincinnati: UC leads 1-0</b>
<b>In Baltimore: 0-0</b>
<b>Neutral: 0-0</b>
<b>Current Streak: UC — 1</b>

# ALL-TIME SERIES SCORES



Oscar Robertson scored a school-record 62 points to go with 19 rebounds in Cincinnati's 123-74 win over North Texas State at the Armory Field House on Feb. 8, 1960.

12/6/2015 SC W 87-66  
**MOREHEAD STATE**

**Total: UC leads 11-2**  
**In Cincinnati: UC leads 10-1**  
**In Morehead: Series tied 1-1**  
**Neutral: 0-0**

**Current Streak: UC — 7**  
12/10/1938 Sch W 40-19  
12/10/1941 Sch W 47-38  
12/1/1944 Sch L 35-24  
1/22/1955 FH W 116-75  
2/11/1956 FH W 119-113  
3/2/1957 A L 78-70  
1/14/1987 RC W 72-69  
12/3/1987 A W 68-67  
12/2/1988 CG W 67-64  
1/18/1990 SC W 68-61  
2/16/1995 SC W 91-59  
11/30/1997 SC W 87-57  
11/19/2014 SC W 69-61

**MOUNT ST. MARY'S**

**Total: UC leads 1-0**  
**In Cincinnati: UC leads 1-0**  
**In Emmitsburgh: 0-0**  
**Neutral: 0-0**  
**Current Streak: UC — 1**  
11/15/2010 SC W 69-59

**MOUNT UNION**

**Total: Mount Union leads 5-0**  
**In Cincinnati: Mount Union leads 3-0**  
**In Alliance: Mount Union leads 2-0**  
**Neutral: 0-0**  
**Current Streak: MU — 5**  
3/10/1917 Sch L 34-33  
2/21/1920 Sch L 37-18  
12/18/1936 A L 33-20

12/17/1937 Sch L 29-27  
1/29/1943 A L 54-49

**MURRAY STATE**

**Total: UC leads 1-0**  
**In Cincinnati: UC leads 1-0**  
**In Murray: 0-0**  
**Neutral: 0-0**  
**Current Streak: UC — 1**  
11/19/2005 SC W (OT) 79-75

**MUSKINGUM**

**Total: UC leads 6-2**  
**In Cincinnati: UC leads 5-0**  
**In New Concord: MC leads 2-1**  
**Neutral: 0-0**  
**Current Streak: MC — 2**  
1/20/1922 Sch W 38-29  
2/15/1923 Sch W 42-23  
1/19/1924 Sch W 24-10  
1/22/1926 A W 26-20  
1/15/1927 Sch W 43-21  
2/3/1930 Sch W 31-28  
1/14/1931 A L 39-24  
2/6/1932 A L 29-21

**NAVY**

**Total: Navy leads 1-0**  
**In Cincinnati: 0-0**  
**In Annapolis: 0-0**  
**Neutral: Navy leads 1-0**  
**Current Streak: Navy — 1**  
12/14/1974 N L 76-67

**NEBRASKA**

**Total: UC leads 5-1**  
**In Cincinnati: UC leads 3-0**  
**In Lincoln: UN leads 1-0**  
**Neutral: UC leads 2-0**  
**Current Streak: UC — 1**

12/18/1948 MH W 64-46  
12/19/1960 FH W 75-60  
12/31/1996 N W 84-73  
12/28/2013 SC W 74-59  
12/13/2014 A L (2OT) 56-55  
11/27/2015 N W 65-61

**NEVADA**

**Total: Nevada leads 1-0**  
**In Cincinnati: 0-0**  
**In Reno: 0-0**  
**Neutral: 0-1**  
**Current Streak: Nevada — 1**  
3/18/2018 N L 75-73

**NEW HAMPSHIRE**

**Total: UC leads 1-0**  
**In Cincinnati: UC leads 1-0**  
**In Durham: 0-0**  
**Neutral: 0-0**  
**Current Streak: UC — 1**  
1/2/1975 FH W 57-32

**NEW MEXICO**

**Total: New Mexico leads 2-0**  
**In Cincinnati: New Mexico leads 1-0**  
**In Albuquerque: New Mexico leads 1-0**  
**Neutral: 0-0**  
**Current Streak: New Mexico — 2**  
12/27/2012 SC L 55-54  
12/7/2013 A L 63-54

**NEW MEXICO STATE**

**Total: UC leads 1-0**  
**In Cincinnati: 0-0**  
**In Las Cruces: 0-0**  
**Neutral: UC leads 1-0**  
**Current Streak: UC — 1**  
3/21/1993 N W 92-55

**NEW YORK UNIVERSITY**

**Total: UC leads 3-0**  
**In Cincinnati: 0-0**  
**In New York: 0-0**  
**Neutral: UC leads 3-0**  
**Current Streak: UC — 3**  
12/4/1958 N W 88-67  
3/19/1960 N W 95-71  
12/29/1969 N W 91-67

**NIAGARA**

**Total: UC leads 1-0**  
**In Cincinnati: 0-0**  
**In Niagara: 0-0**  
**Neutral: UC leads 1-0**  
**Current Streak: NU — 1**  
3/14/1955 N W (2OT) 85-83

**NICHOLLS STATE**

**Total: UC leads 1-0**  
**In Cincinnati: UC leads 1-0**  
**In Thibodeaux: 0-0**  
**Neutral: 0-0**  
**Current Streak: UC — 1**  
12/14/1998 SC W 82-48

**NIJT**

**Total: UC leads 1-0**  
**In Cincinnati: UC leads 1-0**  
**In Newark: 0-0**  
**Neutral: 0-0**

**Current Streak: UC — 1**  
11/30/2022 SC W 86-60

**NORFOLK STATE**

**Total: UC leads 1-0**  
**In Cincinnati: UC leads 1-0**  
**In Norfolk: 0-0**  
**Neutral: 0-0**  
**Current Streak: UC — 1**  
12/15/15 SC W 75-59

**NORTH CAROLINA**

**Total: North Carolina leads 7-1**  
**In Cincinnati: UNC leads 1-0**  
**In Chapel Hill: Series tied 1-1**  
**Neutral: UNC leads 5-0**  
**Current Streak: UC — 1**  
12/31/1958 N L 90-88  
1/17/1977 N L 67-59  
12/22/1978 RC L 62-59  
12/8/1979 N L 68-63  
3/28/1993 N L (OT) 75-68  
11/19/1993 A L 90-63  
12/3/1994 N L 86-76  
12/8/1999 A W 77-68

**NORTH CAROLINA A&T**

**Total: UC leads 4-0**  
**In Cincinnati: UC leads 4-0**  
**In Greensboro: 0-0**  
**Neutral: 0-0**  
**Current Streak: UC — 4**  
12/1/1977 RC W 58-57  
2/26/1980 RC W 72-64  
12/30/2005 SC W 105-69  
11/18/12 SC W 93-39

**UNC ASHEVILLE**

**Total: UC leads 1-0**  
**In Cincinnati: UC leads 1-0**  
**In Asheville: 0-0**  
**Neutral: 0-0**  
**Current Streak: UC — 1**  
12/8/1990 SC W 95-51

**NORTH CAROLINA CENTRAL**

**Total: UC leads 3-0**  
**In Cincinnati: UC leads 3-0**  
**In Durham: 0-0**  
**Neutral: 0-0**  
**Current Streak: UC — 3**  
11/8/2013 SC W 74-61  
11/25/2014 SC W 59-50  
11/13/2018 SC W 73-51

**UNC GREENSBORO**

**Total: UC leads 1-0**  
**In Cincinnati: 0-0**  
**In Greensboro: 0-0**  
**Neutral: UC leads 1-0**  
**Current Streak: UC — 1**  
3/15/1996 N W 66-61

**UNC WILMINGTON**

**Total: UC leads 6-0**  
**In Cincinnati: UC leads 4-0**  
**In Wilmington: UC leads 1-0**  
**Neutral: UC leads 1-0**  
**Current Streak: UC — 6**  
12/22/1988 CG W 72-63  
11/29/1989 A W 66-55  
12/7/1995 SC W 82-47

12/30/1998 SC W 81-52  
3/17/2000 N W 64-47  
12/28/2000 SC W 65-55

**NC STATE**

**Total: North Carolina State leads 6-3**  
**In Cincinnati: Series tied 2-2**  
**In Raleigh: NC State leads 3-1**  
**Neutral: NC State leads 1-0**  
**Current Streak: UC — 2**  
12/27/1947 MH L 65-54  
3/1/1952 A L 77-64  
1/3/1953 CG L 77-72  
2/28/1953 A L 100-64  
12/30/1958 N L 69-60  
12/23/2006 SC W 80-71  
12/23/2007A L 85-77  
11/12/2013 SC W 68-57  
12/30/2014 SC W 76-60

**NORTH DAKOTA STATE**

**Total: UC leads 1-0**  
**In Cincinnati: UC leads 1-0**  
**In Fargo: 0-0**  
**Neutral: 0-0**  
**Current Streak: UC — 1**  
12/6/1968 FH W 83-54

**NORTH TEXAS STATE**

**Total: UC leads 22-4**  
**In Cincinnati: UC leads 13-0**  
**In Denton: UC leads 9-4**  
**Neutral: 0-0**  
**Current Streak: UC — 1**  
1/12/1959 A W (OT) 64-56  
12/20/1957 A W 94-53  
1/11/1958 FH W 127-57  
3/2/1959 FH W 95-64  
2/8/1960 FH W 123-74  
2/22/1960 A W 85-54  
1/7/1961 FH W 83-34  
2/25/1961 A W 73-43  
1/25/1962 FH W 89-61  
2/3/1962 A W 77-50  
1/10/1963 A W 73-58  
2/21/1963 FH W 91-61  
2/8/1964 A W 76-68  
2/29/1964 FH W 104-91  
2/4/1965 FH W 80-53  
2/18/1965 A L 54-53  
1/6/1966 A W 62-57  
2/17/1966 FH W 88-63  
1/7/1967 FH W (2OT) 74-71  
2/18/1967 A L 67-66  
1/4/1968 A W 61-53  
2/15/1968 FH W 73-61  
12/28/1968 FH W 74-62  
2/6/1969 A L 94-74  
12/16/1969 A L 89-71  
2/5/1970 FH W 84-69

**NORTHEASTERN ILLINOIS**

**Total: UC leads 1-0**  
**In Cincinnati: UC leads 1-0**  
**In Chicago: 0-0**  
**Neutral: 0-0**  
**Current Streak: UC — 1**  
1/21/1974 FH W 109-73

**NORTHERN ARIZONA**

**Total: UC leads 1-0**

## ALL-TIME SERIES SCORES

**In Cincinnati: 0-0**  
**In Flagstaff: 0-0**  
**Neutral: UC leads 1-0**  
**Current Streak: UC — 1**  
 3/12/1998 N W 65-62

**NORTHERN ILLINOIS**  
**Total: UC leads 4-0**  
**In Cincinnati: UC leads 3-0**  
**In DeKalb: UC leads 1-0**  
**Neutral: 0-0**  
**Current Streak: UC — 4**  
 1/11/1971 FH W 87-86  
 2/1/1975 FH W 85-69  
 12/3/1986 A W 72-69  
 2/1/1988 CG W 81-60

**NORTHERN IOWA**  
**Total: UC leads 1-0**  
**In Cincinnati: UC leads 1-0**  
**In Cedar Falls: 0-0**  
**Neutral: 0-0**  
**Current Streak: UC — 1**  
 11/24/2004 SC W (2OT) 76-70

**NORTHERN KENTUCKY**  
**Total: UC leads 8-1**  
**In Cincinnati: UC leads 8-0**  
**In Highland Heights: 0-1**  
**Neutral: 0-0**  
**Current Streak: NKU — 1**  
 11/30/1981 RC W 56-42  
 1/31/1984 RC W 60-58  
 12/1/1984 RC W 56-52  
 12/6/1985 RC W 75-56  
 11/29/1986 RC W 70-64  
 11/29/1987 CG W 76-65  
 11/27/1988 CG W 75-63  
 12/4/2018 SC W 78-65  
 11/16/2022 A L 51-64

**NORTHERN MICHIGAN**  
**Total: UC leads 1-0**  
**In Cincinnati: UC leads 1-0**  
**In Marquette: 0-0**  
**Neutral: 0-0**  
**Current Streak: UC — 1**  
 1/18/1969 FH W 106-59

**NORTHWESTERN ST. (LA)**  
**Total: UC leads 1-0**  
**In Cincinnati: UC leads 2-0**  
**In Natchitoches: 0-0**  
**Neutral: 0-0**  
**Current Streak: UC — 2**  
 12/18/2004 SC W 81-65  
 11/21/2011 SC W 71-43

**NOTRE DAME**  
**Total: Notre Dame leads 10-4**  
**In Cincinnati: UC leads 3-2**  
**In South Bend: Notre Dame leads 5-0**  
**Neutral: Notre Dame leads 3-1**  
**Current Streak: Notre Dame — 2**  
 12/6/1939 A L 54-17  
 3/21/1975 N W (OT) 95-87  
 3/13/1976 N L 79-78  
 11/25/2000 N L 69-51  
 2/18/2007 SC L 76-64  
 1/15/2008 A L 91-74

2/4/2009 RC W 93-83  
 1/16/2010 SC W 60-58  
 2/4/2010 A L 83-65  
 1/19/2011 A L 66-58  
 3/10/2011 N L 89-51  
 1/4/2012 SC W 71-55  
 1/7/2013 SC L 66-60  
 2/24/2013 A L 62-41

**OAKLAND**  
**Total: UC leads 4-0**  
**In Cincinnati: UC leads 4-0**  
**In Rochester Hills: 0-0**  
**Neutral: 0-0**  
**Current Streak: UC — 4**  
 12/5/1998 SC W 106-78  
 12/11/2000 SC W 97-58  
 11/24/2003 SC W 89-60  
 11/29/2006 SC W 68-61

**OBERLIN**  
**Total: UC leads 2-1**  
**In Cincinnati: Series tied 1-1**  
**In Oberlin: UC leads 1-0**  
**Neutral: 0-0**  
**Current Streak: Oberlin — 1**  
 1/20/1923 A W 28-15  
 2/17/1923 Sch W 44-30  
 2/6/1925 Sch L 27-15

**OHIO**  
**Total: UC leads 39-38**  
**In Cincinnati: UC leads 27-13**  
**In Athens: Ohio leads 24-12**  
**Neutral: Ohio leads 1-0**  
**Current Streak: OU — 1**  
 2/8/1908 A W 22-20  
 2/13/1908 Mc W 49-10  
 2/19/1915 Sch L 50-13  
 3/5/1916 A L 32-10  
 3/17/1917 A W 28-23  
 2/2/1918 Sch L 26-25  
 2/13/1920 A W 31-20  
 1/21/1921 Sch L 28-13  
 1/6/1922 Sch W 20-11  
 2/4/1922 A L 33-13  
 1/6/1923 A L 18-17  
 1/27/1923 Sch W 27-26  
 1/26/1924 Sch L 19-18  
 2/23/1924 A L 24-13  
 1/10/1925 A L 34-27  
 1/30/1926 A W 29-27  
 2/26/1926 Sch W 30-26  
 1/21/1927 Sch W 48-20  
 2/26/1927 A L 31-24  
 1/7/1928 Sch W 28-27  
 2/22/1928 A L 46-33  
 1/25/1929 Sch W 36-34  
 2/22/1929 A W 38-36  
 1/25/1930 Sch W 37-21  
 2/22/1930 A L 41-36  
 1/31/1931 Sch L 28-22  
 2/18/1931 A L 32-14  
 2/5/1932 A L 42-23  
 2/25/1932 Sch W 34-32  
 1/21/1933 Sch L (OT) 32-28  
 2/22/1933 A L 31-19  
 1/27/1934 Sch L 38-36  
 2/20/1934 A W 33-30  
 1/26/1935 Sch W 43-38  
 2/12/1935 A W 39-33  
 1/22/1936 A W 34-29  
 2/8/1936 Sch W 35-34  
 1/5/1937 A L 39-34  
 3/3/1937 Sch L 34-26

1/8/1938 Sch W 42-37  
 2/1/1938 A L 40-35  
 2/6/1940 A L 60-48  
 2/24/1940 Sch L 60-37  
 1/21/1941 Sch W 51-42  
 2/4/1941 A L 57-42  
 1/31/1942 Sch W 41-28  
 2/17/1942 A L 51-41  
 12/19/1942 A L 51-39  
 1/2/1943 Sch L 48-33  
 1/15/1944 A W 41-40  
 2/5/1944 Sch L 34-32  
 1/19/1945 Sch L 61-26  
 2/10/1945 A L 48-40  
 1/26/1946 A L 46-43  
 2/16/1946 Sch L 45-39  
 1/17/1947 MH W 41-36  
 2/8/1947 A L 67-65  
 2/17/1948 A L (OT) 64-62  
 2/28/1948 Sch W 90-46  
 1/14/1949 Sch W 78-47  
 3/1/1949 A W 68-51  
 1/21/1950 CG W 57-38  
 1/25/1950 A W 76-51  
 2/15/1951 Sch W 86-50  
 2/20/1951 A L 83-74  
 1/15/1952 A L 78-66  
 2/1/1952 CG W 82-66  
 1/30/1953 CG W 78-64  
 2/17/1953 Sch W 75-73  
 12/29/1962 FH W 73-43  
 1/26/1971 A L 92-83  
 12/23/1971 FH W 104-67  
 2/14/1973 A W 79-78  
 2/5/1974 FH W 82-80  
 1/14/2000 SC W 73-59  
 12/14/2005 SC W 86-58  
 12/30/2006 N L 79-66

**OHIO NORTHERN**  
**Total: UC leads 5-1**  
**In Cincinnati: UC leads 4-0**  
**In Ada: Series tied 1-1**  
**Neutral: 0-0**  
**Current Streak: Ohio Northern — 1**  
 1/13/1917 Sch W 33-20  
 1/23/1920 Sch W 29-26  
 1/10/1922 A W 36-34  
 2/25/1922 Sch W 32-21  
 2/24/1923 Sch W 28-20  
 2/21/1925 A L 27-25

**OHIO STATE**  
**Total: Ohio State leads 9-4**  
**In Cincinnati: Ohio State leads 2-0**  
**In Columbus: Ohio State leads 4-2**  
**Neutral: Ohio State leads 3-2**  
**Current Streak: Ohio State — 5**  
 2/4/1905 A L 42-6  
 1/15/1907 A W 32-30  
 1/16/1909 A L 57-24  
 1/20/1912 A L 61-15  
 1/3/1920 Sch L 35-13  
 12/10/1921 A W 33-17  
 3/25/1961 N W (OT) 70-65  
 3/24/1962 N W 71-59  
 12/16/2006 N L 72-50  
 3/22/2012 N L 81-66  
 11/7/2018 SC L 56-64  
 11/6/2019 A L 56-64

11/22/2022 N L 53-81

**OHIO WESLEYAN**  
**Total: Ohio Wesleyan leads 27-10**

**In Cincinnati: OWU leads 13-7**  
**In Delaware: OWU leads 14-3**  
**Neutral: 0-0**  
**Current Streak: OWU — 1**  
 2/2/1912 Sch L 32-24  
 2/28/1912 A L 63-22  
 2/14/1914 Sch L 57-14  
 1/13/1918 Sch L 29-25  
 3/2/1918 A L 15-9  
 1/22/1919 Sch L 38-22  
 2/8/1919 A L 32-18  
 2/6/1920 Sch L 31-22  
 1/29/1921 Sch L 26-24  
 3/10/1921 A L 30-22  
 1/24/1925 Sch L 42-19  
 1/16/1926 Sch W 49-35  
 2/6/1926 A W 29-19  
 1/18/1927 A L 33-28  
 2/7/1927 Sch W 55-27  
 1/18/1928 A W 25-22  
 2/25/1928 Sch W 31-26  
 1/16/1929 Sch L 42-40  
 2/16/1929 A L 54-34  
 1/14/1930 Sch W 32-29  
 2/8/1930 A L 36-25  
 1/17/1931 Sch L 27-25  
 2/14/1931 A L 37-22  
 1/12/1932 Sch L (OT) 26-24  
 2/18/1932 A L 60-28  
 1/14/1933 A L 47-30  
 2/14/1933 Sch L 39-31  
 1/20/1934 Sch L 36-31  
 2/10/1934 A L 45-29  
 1/22/1935 Sch L (2OT) 41-39  
 2/22/1935 A L 33-21  
 1/11/1936 Sch W 26-24  
 2/22/1936 A L 44-30  
 2/22/1937 A W 28-26  
 2/25/1937 Sch W 29-24  
 1/29/1938 Sch W 39-27  
 2/22/1938 A L 34-30

**OKLAHOMA**  
**Total: UC leads 4-2**  
**In Cincinnati: UC leads 1-0**  
**In Norman: Series tied 1-1**  
**Neutral: UC leads 2-1**  
**Current Streak: UC — 4**  
 12/27/1985 N L 78-65  
 3/18/1991 A L (OT) 89-81  
 1/16/1999 SC W 72-59  
 12/22/1999 A W 72-57  
 12/18/2010 N W 66-56  
 12/29/2011 RC W 56-55

**OKLAHOMA CITY**  
**Total: UC leads 1-0**  
**In Cincinnati: UC leads 1-0**  
**In Oklahoma City: 0-0**  
**Neutral: 0-0**  
**Current Streak: UC — 1**  
 1/1/1955 FH W 68-67

**OKLAHOMA STATE**  
**Total: Oklahoma State leads 3-2**  
**In Cincinnati: UC leads 2-0**  
**In Stillwater: OSU leads 2-0**  
**Neutral: OSU leads 1-0**

**Current Streak: UC — 1**  
 1/6/1958 A L 61-57  
 2/15/1958 FH W 71-59  
 12/28/1985 N L 62-58  
 11/16/2001 A L 69-62  
 2/9/2003 SC W 61-50

**OLD DOMINION**  
**Total: UC leads 1-0**  
**In Cincinnati: UC leads 1-0**  
**In Norfolk: 0-0**  
**Neutral: 0-0**  
**Current Streak: UC — 1**  
 2/13/1971 FH W 108-96

**ORAL ROBERTS**  
**Total: UC leads 2-0**  
**In Cincinnati: UC leads 1-0**  
**In Tulsa: UC leads 1-0**  
**Neutral: 0-0**  
**Current Streak: UC — 2**  
 1/28/1988 CG W 98-77  
 1/26/1989 A W 75-66

**OREGON**  
**Total: UC leads 2-0**  
**In Cincinnati: 0-0**  
**In Eugene: 0-0**  
**Neutral: UC leads 2-0**  
**Current Streak: UC — 2**  
 12/17/2002 N W 77-52  
 11/24/2012 N W 77-66

**OREGON STATE**  
**Total: UC leads 4-2**  
**In Cincinnati: UC leads 2-0**  
**In Corvallis: OSU 2-0**  
**Neutral: UC leads 2-0**  
**Current Streak: UC — 1**  
 3/22/1963 N W 80-46  
 1/3/1964 N W 57-53  
 1/4/1964 A L 82-61  
 12/23/1964 FH W 71-56  
 1/15/1972 A L 88-68  
 12/5/1973 FH W 72-63

**OTTERBEIN**  
**Total: UC leads 5-4**  
**In Cincinnati: UC leads 3-1**  
**In Westerville: Otterbein leads 3-2**  
**Neutral: 0-0**  
**Current Streak: UC — 4**  
 2/3/1905 A W 33-23  
 3/1/1912 A L 40-19  
 1/30/1913 Sch L 31-21  
 2/6/1913 A L 43-11  
 1/20/1917 A L 35-33  
 2/22/1921 Sch W 30-29  
 2/16/1922 Sch W 35-21  
 1/23/1924 A W 23-19  
 3/6/1924 Sch W 37-17

**PACIFIC**  
**Total: UC leads 2-0**  
**In Cincinnati: UC leads 2-0**  
**In Stockton: 0-0**  
**Neutral: 0-0**  
**Current Streak: UC — 2**  
 12/20/1954 FH W 97-59  
 12/17/1958 FH W 112-66

**PENNSYLVANIA**  
**Total: UC leads 1-0**  
**In Cincinnati: UC leads 1-0**

## ALL-TIME SERIES SCORES

**In Philadelphia: 0-0**  
**Neutral: 0-0**  
**Current Streak: UC — 1**  
 12/27/1972 FH W 71-65

**PENN STATE**  
**Total: Series tied 1-1**  
**In Cincinnati: 0-0**  
**In University Park: 0-0**  
**Neutral: Series tied 1-1**  
**Current Streak: UC — 1**  
 12/29/1973 N L 74-66  
 11/20/2016 N W 71-50

**PEPPERDINE**  
**Total: UC leads 5-0**  
**In Cincinnati: UC leads 3-0**  
**In Malibu: UC leads 1-0**  
**Neutral: UC leads 1-0**  
**Current Streak: UC — 5**  
 12/14/1946 MH W 64-49  
 2/3/1955 FH W 107-71  
 12/28/1974 FH W 107-88  
 12/23/1975 A W 76-64  
 12/4/1981 N W 73-72

**PITTSBURGH**  
**Total: UC leads 10-9**  
**In Cincinnati: UC leads 5-3**  
**In Pittsburgh: Pitt leads 5-4**  
**Neutral: Series tied 1-1**  
**Current Streak: UC — 1**  
 1/7/1950 CG W 63-38  
 1/13/1951 A W 64-49  
 2/4/1976 FH W 89-77  
 2/2/1977 A L 65-64  
 1/23/1978 RC W (OT) 87-80  
 1/10/1979 A W (OT) 78-75  
 12/19/1979 RC W 61-60  
 2/12/2006 A L 89-69  
 1/24/2007 SC L 67-51  
 1/19/2008 SC W 62-59  
 2/27/08 A L 73-67  
 3/12/2008 N L 70-64  
 2/14/2009 A L 85-69  
 1/4/2010 SC L 74-71  
 2/5/2011 A L 71-59  
 1/1/2012 A W 66-63  
 12/31/2012 A W 70-61  
 2/9/2013 SC L 62-52  
 12/17/2013 N W 44-43

**PORTLAND**  
**Total: UC leads 1-0**  
**In Cincinnati: 0-0**  
**In Portland: 0-0**  
**Neutral: UC leads 1-0**  
**Current Streak: UC — 1**  
 12/23/1989 N W 75-53

**PRAIRIE VIEW A&M**  
**Total: UC leads 1-0**  
**In Cincinnati: UC leads 1-0**  
**In Prairie View: 0-0**  
**Neutral: 0-0**  
**Current Streak: UC — 1**  
 11/16/2009 SC W 69-62

**PRESBYTERIAN**  
**Total: Series tied 1-1**  
**In Cincinnati: 1-1**  
**In Clinton: 0-0**  
**Neutral: 0-0**

**Current Streak: UC — 1**  
 11/19/2011 SC L 56-54  
 11/18/2021 SC W 79-45

**PRINCETON**  
**Total: UC leads 3-1**  
**In Cincinnati: UC leads 2-1**  
**In Princeton: 0-0**  
**Neutral: UC leads 1-0**  
**Current Streak: UC — 3**  
 12/31/1920 Sch L 30-16  
 1/1/1927 Sch W 27-25  
 1/2/1928 Sch W 51-27  
 1/2/1965 N W 71-69

**PROVIDENCE**  
**Total: Series tied 5-5**  
**In Cincinnati: Series tied 3-2**  
**In Providence: Providence leads 3-1**  
**Neutral: UC leads 1-0**  
**Current Streak: UC — 1**  
 2/17/2006 SC W 66-64  
 2/6/2007 A L 71-70  
 3/2/2008 SC L (OT) 81-79  
 1/7/2009 SC L 87-79  
 1/19/2009 A L 73-62  
 1/30/2010 SC W 92-88  
 2/19/2011 A W (OT) 93-81  
 2/15/2012 SC W 81-66  
 2/6/2013 A L 54-50  
 3/13/2013 N W 61-44

**PURDUE**  
**Total: UC leads 3-0**  
**In Cincinnati: 0-0**  
**In West Lafayette: 0-0**  
**Neutral: UC leads 3-0**  
**Current Streak: UC — 3**  
 12/22/2001 N W 79-62  
 11/27/2004 N W 79-59  
 3/19/2015 N W (OT) 66-65

**RADFORD**  
**Total: UC leads 1-0**  
**In Cincinnati: UC leads 1-0**  
**In Radford: 0-0**  
**Neutral: 0-0**  
**Current Streak: UC — 1**  
 12/17/2011 SC W 101-70

**REGIS**  
**Total: UC leads 2-0**  
**In Cincinnati: UC leads 2-0**  
**In Denver: 0-0**  
**Neutral: 0-0**  
**Current Streak: UC — 2**  
 2/9/1957 FH W 96-81  
 12/1/1986 RC W 84-53

**RHODE ISLAND**  
**Total: UC leads 2-1**  
**In Cincinnati: UC leads 1-0**  
**In Kingston: UC leads 1-0**  
**Neutral: Rhode Island leads 1-0**  
**Current Streak: Rhode Island — 1**  
 1/25/1998 SC W 88-82  
 11/19/1998 A W 70-53  
 11/19/2016 N L 71-76

**RICE**  
**Total: Series tied 1-1**  
**In Cincinnati: UC leads 1-0**  
**In Houston: Rice leads 1-0**

**Neutral: 0-0**  
**Current Streak: Rice — 1**  
 1/4/1971 FH W 92-80  
 1/11/1973 A L 63-57

**RICHMOND**  
**Total: UC leads 5-0**  
**In Cincinnati: UC leads 2-0**  
**In Richmond: UC leads 2-0**  
**Neutral: UC leads 1-0**  
**Current Streak: UC — 5**  
 12/30/1955 A W 89-60  
 2/2/1971 FH W 78-71  
 1/29/1972 A W 89-80  
 12/17/2001 SC W 77-46  
 11/21/2017 N W 75-48

**RIO GRANDE**  
**Total: UC leads 1-0**  
**In Cincinnati: UC leads 1-0**  
**In Rio Grande: 0-0**  
**Neutral: 0-0**  
**Current Streak: UC — 1**  
 12/11/1929 Sch W 49-13

**ROBERT MORRIS**  
**Total: UC leads 2-0**  
**In Cincinnati: UC leads 2-0**  
**In Moon Township: 0-0**  
**Neutral: 0-0**  
**Current Streak: UC — 2**  
 12/28/1993 SC W 84-59  
 11/15/2015 SC W 106-44

**ROLLINS**  
**Total: UC leads 1-0**  
**In Cincinnati: UC leads 1-0**  
**In Winter Park: 0-0**  
**Neutral: 0-0**  
**Current Streak: UC — 1**  
 12/1/1980 RC W 80-61

**RUTGERS**  
**Total: UC leads 16-4**  
**In Cincinnati: UC leads 8-1**  
**In Piscataway: UC leads 5-3**  
**Neutral: UC leads 3-0**  
**Current Streak: UC — 4**  
 2/10/1972 N W 84-74  
 12/20/1972 FH W 79-58  
 2/19/1977 A L 89-70  
 12/30/1989 N W 79-71  
 12/11/1993 SC W 75-61  
 11/28/1994 A W 72-61  
 11/30/1996 SC W 105-65  
 1/22/2006 SC W 71-66  
 1/7/2007 SC L 54-42  
 2/10/2007 A L 73-69  
 2/9/2008 A W (OT) 72-68  
 1/14/2009 SC W 71-59  
 1/2/2010 A W 65-58  
 3/9/2010 N W 69-68  
 1/26/2011 SC W 72-56  
 1/28/2012 A L 61-54  
 1/12/2013 A W 68-58  
 1/30/2013 SC W 62-54  
 1/11/2014 SC W 71-51  
 3/8/2014 A W 70-66

**SAINT JOSEPH'S (IND.)**  
**Total: UC leads 6-1**  
**In Cincinnati: UC leads 6-1**  
**In Rensselaer: 0-0**  
**Neutral: 0-0**  
**Current Streak: UC — 5**  
 2/18/1964 FH W 99-84  
 1/27/1965 FH L 61-59  
 1/26/1966 FH W 71-66  
 12/28/1966 FH W 94-66  
 12/7/1974 FH W 81-68  
 12/16/1975 FH W 120-49  
 12/11/1976 RC W 122-78

**SAINT BONAVENTURE**  
**Total: St. Bonaventure leads 4-3**  
**In Cincinnati: Series tied 1-1**  
**In St. Bonaventure: SBU leads 1-0**

**Neutral: Series tied 2-2**  
**Current Streak: UC — 3**  
 3/10/1951 N L (2OT) 70-67  
 1/19/1952 A L 77-58  
 2/9/1952 CG L 67-55  
 3/16/1957 N L 90-72  
 12/13/1957 FH W 81-58  
 12/26/1959 N W 96-56  
 12/17/1973 N W 71-65

**SAINT FRANCIS (N.Y.)**  
**Total: UC leads 2-0**  
**In Cincinnati: UC leads 1-0**  
**In Brooklyn Heights: UC leads 1-0**  
**Neutral: 0-0**  
**Current Streak: UC — 2**  
 1/12/1949 MH W 65-48  
 2/18/1949 A W 91-62

**SAINT FRANCIS (PA.)**  
**Total: UC leads 4-0**  
**In Cincinnati: UC leads 3-0**  
**In Loretto: 0-0**  
**Neutral: UC leads 1-0**  
**Current Streak: UC — 4**  
 3/19/1955 N W 96-91  
 12/17/1990 SC W 79-68  
 12/23/2010 SC W 94-58  
 11/14/2014 SC W 52-37

**SAINT JOHN'S (N.Y.)**  
**Total: St. John's leads 9-7**  
**In Cincinnati: Series tied 3-3**  
**In New York: St. John's leads 4-3**  
**Neutral: St. John's leads 2-1**  
**Current Streak: St. John's — 1**  
 2/21/1952 A L 76-64  
 2/2/1956 A W 93-78  
 12/30/1964 N L 66-64  
 2/2/1978 N L 75-66  
 12/26/1961 N W 97-68  
 2/4/2007 SC L 73-64  
 1/5/2008 A L 70-58  
 2/13/2008 SC W 60-43  
 1/22/2009 A W 71-60  
 2/11/2009 SC W 71-61  
 1/13/2010 A L 52-50  
 1/22/2011 A W 53-51  
 2/13/2011 SC L 59-57  
 1/7/2012 SC L 57-55  
 2/8/2012 A W 76-54  
 1/5/2013 SC L 53-52

**SAINT JOSEPH'S (PA.)**  
**Total: UC leads 3-2**  
**In Cincinnati: UC leads 1-0**  
**In Philadelphia: UC leads 1-0**  
**Neutral: Saint Joseph's leads 2-1**

**Current Streak: Saint Joseph's — 2**  
 2/8/1958 A W 100-78  
 12/11/1959 FH W 123-79  
 12/28/1959 N W 86-77  
 12/27/1969 N L 109-92  
 3/18/2016 N L 76-78

**SAINT LOUIS**  
**Total: UC leads 59-19**  
**In Cincinnati: UC leads 33-3**  
**In St. Louis: UC leads 22-15**  
**Neutral: UC leads 4-1**  
**Current Streak: UC — 1**  
 1/28/1956 A L 104-86  
 12/1/1956 FH L 91-73  
 1/18/1958 A W 85-72  
 2/26/1958 FH W 91-73  
 12/20/1958 A W 57-50  
 3/9/1959 FH W 66-59  
 1/13/1960 FH W 79-57  
 2/12/1960 A W 60-57  
 12/16/1960 A L 57-40  
 2/9/1961 FH W 61-52  
 1/4/1962 FH W 62-47  
 2/10/1962 A W 54-48  
 2/2/1963 FH W 70-40  
 3/2/1963 A W 66-52  
 1/11/1964 FH W 67-64  
 1/25/1964 A L 78-76  
 1/30/1965 A W 67-66  
 2/24/1965 FH W 69-60  
 1/15/1966 FH W 81-75  
 1/29/1966 A L 73-64  
 1/14/1967 FH W 72-58  
 1/28/1967 A L 63-60  
 1/13/1968 FH W 74-68  
 1/27/1968 A L 70-66  
 2/1/1969 A W 96-72  
 3/8/1969 FH W 94-63  
 1/31/1970 FH W 83-58  
 3/7/1970 A W 94-79  
 1/8/1971 A L 68-67  
 2/28/1972 FH W 68-65  
 12/30/1974 A L 89-68  
 2/14/1976 FH W 60-45  
 12/18/1976 RC W 86-53  
 1/16/1977 A W 54-52  
 3/3/1977 N W 76-68  
 1/10/1978 RC W 66-55  
 2/15/1978 A W 80-62  
 1/2/1979 A L 53-51  
 1/20/1979 RC W 66-63  
 1/22/1980 RC W 71-57  
 2/21/1980 A L 92-86  
 1/24/1981 A W 66-57  
 2/21/1981 RC W 59-50  
 1/30/1982 RC L 62-59  
 2/25/1982 A W 76-61  
 2/11/1987 RC W 65-64  
 2/10/1988 A L 80-73  
 1/11/1992 SC W 79-66  
 2/15/1992 A W 89-60  
 1/9/1993 A W 80-65  
 2/13/1993 SC W 64-39  
 2/16/1994 SC W 78-73  
 2/23/1994 A L 70-67  
 1/19/1995 SC W 84-73  
 1/28/1995 A L 75-68  
 3/11/1995 N W 67-65  
 2/7/1996 SC W 81-49  
 2/19/1996 A W 69-64  
 3/7/1996 N W (OT) 62-59  
 1/5/1997 A W 64-52  
 2/13/1997 SC W 69-56

## ALL-TIME SERIES SCORES

3/6/1997	A	W	71-43
2/12/1998	A	W	70-43
2/28/1998	SC	W	61-58
1/23/1999	SC	W	55-44
2/14/1999	A	L	69-57
12/16/1999	A	W	79-64
3/4/2000	SC	W	84-41
3/9/2000	N	L	68-58
1/20/2001	A	L (OT)	71-62
2/21/2001	SC	W	68-61
1/22/2002	A	W	54-50
2/12/2002	SC	W	67-53
1/15/2003	A	W	66-56
2/18/2003	SC	L	58-51
2/25/2004	SC	W	77-52
3/12/2004	N	W	66-46
1/8/2005	A	W	69-53

## SAMFORD

<b>Total: UC leads 1-0</b>
<b>In Cincinnati: UC leads 1-0</b>
<b>In Samford: 0-0</b>
<b>Neutral: 0-0</b>
<b>Current Streak: UC — 1</b>
11/23/2016 SC W 70-55

## SAM HOUSTON STATE

<b>Total: UC leads 1-0</b>
<b>In Cincinnati: UC leads 1-0</b>
<b>In Huntsville: 0-0</b>
<b>Neutral: 0-0</b>
<b>Current Streak: UC — 1</b>
11/23/1990 SC W 94-65

## SAN DIEGO STATE

<b>Total: UC leads 1-0</b>
<b>In Cincinnati: UC leads 1-0</b>
<b>In San Diego: 0-0</b>
<b>Neutral: 0-0</b>
<b>Current Streak: UC — 2</b>
2/28/1976 CG W 89-88
12/17/2014 SC W (OT) 71-62

## SAN FRANCISCO

<b>Total: UC leads 1-0</b>
<b>In Cincinnati: UC leads 1-0</b>
<b>In San Francisco: 0-0</b>
<b>Neutral: 0-0</b>
<b>Current Streak: UC — 1</b>
2/28/1976 CG W 89-88

## SANTA CLARA

<b>Total: Series tied 1-1</b>
<b>In Cincinnati: 0-0</b>
<b>In Santa Clara: Santa Clara leads 1-0</b>
<b>Neutral: UC leads 1-0</b>
<b>Current Streak: UC — 1</b>
12/28/1984 A L 80-65
11/27/1999 N W 88-67

## SAVANNAH STATE

<b>Total: UC leads 2-0</b>
<b>In Cincinnati: UC leads 2-0</b>
<b>In Savannah: 0-0</b>
<b>Neutral: 0-0</b>
<b>Current Streak: UC — 2</b>
11/24/10 SC W 54-41
11/10/17 BBT W 107-77

## SETON HALL

<b>Total: UC leads 8-6</b>
<b>In Cincinnati: UC leads 3-1</b>
<b>In S. Orange: Seton Hall leads 3-1</b>

## Neutral: UC leads 4-2

<b>Current Streak: UC — 3</b>
2/3/1955 N W 88-78
12/29/1955 N W 82-81
2/21/1957 N L 80-67
1/9/1958 N W 118-54
12/9/1960 N L 84-76
2/23/1979 N W 83-77
2/28/2006 A L 72-62
2/28/2007 SC W (OT) 70-67
1/27/2008 A L 64-61
3/7/2009 SC L (OT) 67-63
1/9/2010 A L 83-76
12/31/10 SC W 70-53
12/18/2012 SC W 62-57
2/2/2013 A W 65-59

## SIENA

<b>Total: UC leads 1-0</b>
<b>In Cincinnati: 0-0</b>
<b>In Loudonville: UC leads 1-0</b>
<b>Neutral: 0-0</b>
<b>Current Streak: UC — 1</b>
2/4/1955 A W 83-63

## SOUTH ALABAMA

<b>Total: UC leads 2-0</b>
<b>In Cincinnati: UC leads 1-0</b>
<b>In Mobile: UC leads 1-0</b>
<b>Neutral: 0-0</b>
<b>Current Streak: UC — 2</b>
2/22/1992 A W 104-78
1/2/1993 SC W 87-49

## SOUTH CAROLINA

<b>Total: South Carolina leads 14-7</b>
<b>In Cincinnati: UC leads 5-4</b>
<b>In Columbia: South Carolina leads 8-0</b>
<b>Neutral: Series tied 2-2</b>
<b>Current Streak: South Carolina — 3</b>
12/22/1967 N L 64-61
12/29/1976 N W 79-62
12/28/1979 N W 69-62
12/29/1983 N L 55-49
1/16/1985 RC W 73-51
2/21/1985 A L 79-60
1/2/1986 A L 63-56
2/17/1986 RC W 83-65
1/26/1987 A L 69-66
2/28/1987 RC L 65-63
2/18/1988 CG W 86-60
3/5/1988 A L (OT) 78-76
1/14/1989 A L 73-69
3/4/1989 CG L 69-68
1/13/1990 A L 59-53
2/10/1990 SC W 76-51
1/12/1991 A L 85-69
2/9/1991 SC W 68-59
2/15/1997 SC L 97-83
2/1/1998 A L 67-65
3/23/2006 SC L 65-62

## SOUTH CAROLINA STATE

<b>Total: UC leads 2-0</b>
<b>In Cincinnati: UC leads 2-0</b>
<b>In Orangeburg: 0-0</b>
<b>Neutral: 0-0</b>
<b>Current Streak: UC — 2</b>
12/31/1988 CG W 108-84
12/22/2018 SC W 77-56

## SOUTH DAKOTA

<b>Total: UC leads 4-0</b>
<b>In Cincinnati: UC leads 4-0</b>
<b>In Vermillion: 0-0</b>
<b>Neutral: 0-0</b>
<b>Current Streak: UC — 4</b>
12/11/1965 FH W 112-66
12/11/1967 FH W 89-65
11/30/1968 FH W 84-62
11/16/2008 SC W 77-46

## SOUTHEAST MISSOURI STATE

<b>Total: UC leads 2-0</b>
<b>In Cincinnati: UC leads 1-0</b>
<b>In Cape Girardeau: 0-0</b>
<b>Neutral: UC leads 1-0</b>
<b>Current Streak: UC — 2</b>
12/11/1992 SC W 83-58
12/30/1996 N W 80-57

## SOUTHEASTERN LOUISIANA

<b>Total: UC leads 1-0</b>
<b>In Cincinnati: UC leads 1-0</b>
<b>In Hammond: 0-0</b>
<b>Neutral: UC leads 0-0</b>
<b>Current Streak: UC — 1</b>
11/24/2015 SC W 64-49

## SOUTHERN

<b>Total: UC leads 1-0</b>
<b>In Cincinnati: UC leads 1-0</b>
<b>In Baton Rouge: 0-0</b>
<b>Neutral: 0-0</b>
<b>Current Streak: UC — 1</b>
12/18/1989 SC W 83-72

## SOUTHERN CALIFORNIA

<b>Total: Series tied 3-3</b>
<b>In Cincinnati: UC leads 2-0</b>
<b>In Los Angeles: USC leads 2-1</b>
<b>Neutral: USC leads 1-0</b>
<b>Current Streak: UC — 2</b>
12/17/1965 A L 77-65
12/19/1967 FH W 69-58
12/16/1968 A L 83-68
12/17/1971 N L 72-64
1/28/1996 SC W 85-53
1/26/1997 A W 100-81

## SMU

<b>Total: UC leads 19-6</b>
<b>In Cincinnati: UC leads 11-0</b>
<b>In Dallas: UC leads 5-4</b>
<b>Neutral: UC leads 3-2</b>
<b>Current Streak: UC — 2</b>
12/5/1947 MH W 59-46
3/12/1966 N L 84-89
1/15/1975 FH W 106-74
1/1/2014 SC W 65-57
2/8/2014 A L 76-55
1/3/2015 SC W 56-50
2/5/2015 A W 62-54
1/7/2016 A L 57-59
3/6/2016 SC W 61-54
1/12/2017 SC W 66-64
2/12/2017 A L 60-51
3/12/2017 N L 71-56
1/7/2018 BBT W 76-56
2/11/2018 A W 76-51
3/9/2018 N W 61-51
2/2/2019 SC W 73-68
2/27/2019 A W 52-49
3/15/2019 N W 82-74

1/28/2020 SC W 65-43
1/7/2021 A W 76-69
3/12/2021 N W 74-71
1/6/2022 SC W 77-60
3/3/2022 A L 71-76
1/14/2023 A W 54-52
3/5/2023 SC W 97-74

## SOUTHERN MISS

<b>Total: UC leads 17-13</b>
<b>In Cincinnati: UC leads 9-5</b>
<b>In Hattiesburg: UC leads 7-5</b>
<b>Neutral: Southern Miss leads 3-1</b>
<b>Current Streak: UC—2</b>

12/1/1979 N L 86-84
2/19/1983 RC L 69-59
1/23/1984 RC L 59-57
2/11/1984 A L 73-56
1/21/1985 A W 59-58
2/16/1985 RC W 66-65
1/6/1986 RC W 76-63
2/24/1986 A L 72-62
3/7/1986 N W 75-74
1/5/1987 RC L 73-51
2/19/1987 A L 76-64
1/4/1988 CG W 103-94
3/2/1988 A L 104-85
1/9/1989 CG L (OT) 85-84
2/11/1989 A W 82-70
1/27/1990 SC L 83-76
2/22/1990 A L 70-63
3/9/1990 N L 75-63
1/26/1991 A W 76-69
2/20/1991 SC W 86-72
1/11/1996 A W 75-70
2/25/1997 SC W 63-49
1/15/1998 SC W 77-61
1/9/1999 A W 54-52
2/23/2000 SC W 95-69
2/10/2001 A W 64-52
2/15/2002 SC W 89-37
3/12/2002 N L 63-61
1/24/2004 A W 83-47
2/16/2005 SC W 83-51

## SOUTHERN UTAH

<b>Total: UC leads 1-0</b>
<b>In Cincinnati: 0-0</b>
<b>In Springfield: 0-0</b>
<b>Neutral: UC leads 1-0</b>
<b>Current Streak: UC — 1</b>
11/25/1998 N W 76-63

## SOUTHWEST MISSOURI

<b>Total: UC leads 1-0</b>
<b>In Cincinnati: 0-0</b>
<b>In Cedar City: 0-0</b>
<b>Neutral: UC leads 1-0</b>
<b>Current Streak: UC — 1</b>
1/1/1997 N W 101-60

## STANFORD

<b>Total: UC leads 2-1</b>
<b>In Cincinnati: UC leads 1-0</b>
<b>In Stanford: UC leads 1-0</b>
<b>Neutral: Stanford leads 1</b>
<b>Current Streak: UC — 1</b>
12/20/1968 A W 60-49
1/2/1970 FH W 80-76
3/22/2001 N L 78-65

## STETSON

<b>Total: Series tied 1-1</b>
<b>In Cincinnati: UC leads 1-0</b>

## In Deland: Stetson leads 1-0

<b>Neutral: 0-0</b>
<b>Current Streak: Stetson — 1</b>
2/7/1983 RC W 67-59
12/15/1986 A L 60-56

## STONY BROOK

<b>Total: UC leads 1-0</b>
<b>In Cincinnati: UC leads 1-0</b>
<b>In Stony Brook: 0-0</b>
<b>Neutral: 0-0</b>
<b>Current Streak: UC — 1</b>
12/2/2014 SC W 78-52

## SYRACUSE

<b>Total: Syracuse leads 8-3</b>
<b>In Cincinnati: Syracuse leads 3-1</b>
<b>In Syracuse: Syracuse leads 4-1</b>
<b>Neutral: Series tied 1-1</b>
<b>Current Streak: Syracuse — 1</b>
1/14/2006 SC L 77-58
2/15/2006 A W 82-65
3/8/2006 N L 74-73
1/17/2007 A L 77-76
1/9/2008 SC W 74-66
3/1/2009 A L 87-63
2/7/2010 SC L 71-54
1/15/2011 A L 67-52
1/23/2012 SC L 60-53
3/9/2012 N W 71-68
1/21/2013 A L 57-55

## TCU

<b>Total: UC leads 5-0</b>
<b>In Cincinnati: UC leads 2-0</b>
<b>In Fort Worth: UC leads 2-0</b>
<b>Neutral: UC leads 1-0</b>
<b>Current Streak: UC — 5</b>
3/13/1959 N W 77-73
12/22/1966 FH W (OT) 89-88
1/11/2003 A W 83-72
1/17/2004 SC W 85-57
2/26/2005 A W 89-74

## TEMPLE

<b>Total: UC leads 28-12</b>
<b>In Cincinnati: UC leads 12-3</b>
<b>In Philadelphia: UC leads 9-6</b>
<b>Neutral: UC leads 7-3</b>
<b>Current Streak: UC — 2</b>
12/9/1957 FH W 80-57
2/7/1959 A W 80-60
12/28/1964 N W 83-56
12/8/1973 A W 64-52
12/28/1973 N L 68-64
1/11/1975 FH W 83-63
1/14/1976 A W 79-56
1/5/1977 RC W 61-46
12/22/1979 RC W 68-64
12/13/1980 A L 63-48
12/26/1992 SC W 68-45
12/16/1993 A L 88-72
12/2/1994 N W 60-41
3/16/1995 N W 77-71
12/16/1995 N W 70-49
3/17/1996 N W 78-65
1/16/1997 N L 70-55
3/14/1999 N L 64-54
2/20/2000 SC L 77-69
12/9/2006 N W 80-71
1/14/2014 SC W 69-58
1/26/2014 A W 80-76
1/17/2015 SC W 84-53

## ALL-TIME SERIES SCORES

2/10/2015	A	L	75-59
12/29/2015	SC	L	77-70
1/16/2016	A	L (2OT)	67-65
12/28/2016	A	W	56-50
1/18/2017	SC	W	81-74
1/4/2018	A	W	55-53
1/24/2018	BBT	W	75-42
1/27/2019	A	W	72-68
1/22/2020	A	W	89-82
3/7/2020	SC	W	64-63
2/4/2021	A	W	63-60
2/12/2021	SC	W	71-69
1/25/2022	A	L	58-61
2/20/2022	SC	L	71-75
1/1/2023	A	L	61-70
2/22/2023	SC	W (OT)	88-83
3/10/2023	N	W	84-54

## TENNESSEE

<b>Total: UC leads 6-2</b>			
<b>In Cincinnati: UC leads 4-1</b>			
<b>In Knoxville: UC leads 2-1</b>			
<b>Neutral: 0-0</b>			
<b>Current Streak: UC — 3</b>			
12/22/1952	CG	W	78-74
12/12/1953	A	W	87-69
12/7/1955	FH	W	109-82
12/10/1956	A	L	76-68
1/8/1992	A	W	62-51
1/4/1993	SC	W	79-58
12/18/2019	SC	W	78-66
12/12/2020	A	L	65-56

## TENNESSEE-MARTIN

<b>Total: UC leads 3-0</b>			
<b>In Cincinnati: UC leads 3-0</b>			
<b>In Martin: 0-0</b>			
<b>Neutral: 0-0</b>			
<b>Current Streak: UC — 3</b>			
12/10/1994	SC	W	110-56
11/11/2006	SC	W	67-49
11/11/2013	SC	W	80-57

## TENNESSEE STATE

<b>Total: UC leads 3-1</b>			
<b>In Cincinnati: UC leads 2-1</b>			
<b>In Nashville: UC leads 1-0</b>			
<b>Neutral: 0-0</b>			
<b>Current Streak: UC — 3</b>			
2/14/1987	RC	L	67-56
2/27/1988	A	W	75-74
1/18/1989	CG	W	81-68
12/1/1993	SC	W	79-70

## TENNESSEE TECH

<b>Total: UC leads 3-0</b>			
<b>In Cincinnati: UC leads 3-0</b>			
<b>In Cookeville: 0-0</b>			
<b>Neutral: 0-0</b>			
<b>Current Streak: UC — 3</b>			
11/23/2003	SC	W	54-48
12/17/2005	SC	W	105-62
12/21/2021	SC	W	76-67

## TEXAS

<b>Total: UC leads 2-0</b>			
<b>In Cincinnati: 0-0</b>			
<b>In Austin: 0-0</b>			
<b>Neutral: UC leads 2-0</b>			
<b>Current Streak: UC — 2</b>			
3/15/1963	N	W	73-68
3/16/2012	N	W	65-59

## TEXAS A&amp;M

<b>Total: UC leads 1-0</b>
----------------------------

## In Cincinnati: 0-0

<b>In College Station: 0-0</b>			
<b>Neutral: UC leads 1-0</b>			
<b>Current Streak: UC — 1</b>			
3/15/1975	N	W	87-79

## TEXAS-EL PASO

<b>Total: Series tied 1-1</b>			
<b>In Cincinnati: 0-0</b>			
<b>In El Paso: 0-0</b>			
<b>Neutral: Series tied 1-1</b>			
<b>Current Streak: UC — 1</b>			
3/11/1966	N	L (OT)	76-78
3/27/1992	N	W	69-67

## TEXAS SOUTHERN

<b>Total: UC leads 4-0</b>			
<b>In Cincinnati: UC leads 4-0</b>			
<b>In San Marcos: 0-0</b>			
<b>Neutral: 0-0</b>			
<b>Current Streak: UC — 4</b>			
12/1/1992	SC	W	87-44
11/18/2008	SC	W	82-51
12/1/2009	SC	W	94-57
12/13/2016	SC	W	96-58

## TEXAS TECH

<b>Total: UC leads 1-0</b>			
<b>In Cincinnati: 0-0</b>			
<b>In Lubbock: 0-0</b>			
<b>Neutral: UC leads 1-0</b>			
<b>Current Streak: UC — 1</b>			
3/17/1961	N	W	78-55

## TEXAS WESLEYAN

<b>Total: UC leads 1-0</b>			
<b>In Cincinnati: UC leads 1-0</b>			
<b>In Fort Worth: 0-0</b>			
<b>Neutral: 0-0</b>			
<b>Current Streak: UC — 1</b>			
1/19/1949	MH	W	81-67

## TOLEDO

<b>Total: Toledo leads 14-10</b>			
<b>In Cincinnati: UC leads 5-4</b>			
<b>In Toledo: Toledo leads 9-5</b>			
<b>Neutral: Toledo leads 1-0</b>			
<b>Current Streak: UC — 3</b>			
2/15/1936	A	L	36-33
1/15/1937	Sch	L	47-34
12/30/1938	A	L	43-25
1/6/1940	A	L	42-35
1/14/1941	A	L	56-38
1/13/1942	Sch	L	50-41
2/10/1943	A	L	50-34
12/8/1951	A	L	45-44
1/12/1952	A	L	57-55
1/26/1952	CG	W	56-54
2/6/1953	CG	L	81-74
2/25/1953	A	W	81-79
12/17/1953	CG	W	77-60
1/30/1954	A	L	75-73
1/12/1955	A	W	79-66
2/18/1956	FH	W	99-74
1/31/1957	A	W	78-63
2/5/1972	FH	L (OT)	89-87
1/17/1973	A	W	86-78
1/8/1990	A	L	84-72
12/30/2000	N	L	69-66
12/10/2001	SC	W	68-55
11/18/2009	SC	W	92-68
12/4/2011	A	W	81-47

## TORONTO

<b>Total: UC leads 1-0</b>			
<b>In Cincinnati: UC leads 1-0</b>			
<b>In Toronto: 0-0</b>			
<b>Neutral: 0-0</b>			
<b>Current Streak: UC — 1</b>			
12/28/1946	MH	W	73-37

## TRANSYLVANIA

<b>Total: UC leads 3-0</b>			
<b>In Cincinnati: UC leads 2-0</b>			
<b>In Lexington: UC leads 1-0</b>			
<b>Neutral: 0-0</b>			
<b>Current Streak: UC — 3</b>			
2/4/1909	Mc	W	66-15
2/19/1909	A	W	25-18
12/11/1933	Sch	W	73-22

## TULANE

<b>Total: UC leads 30-17</b>			
<b>In Cincinnati: UC leads 17-7</b>			
<b>In New Orleans: UC leads 11-10</b>			
<b>Neutral: UC leads 2-0</b>			
<b>Current Streak: Tulane — 1</b>			
1/22/1977	A	L	75-78
1/4/1978	A	W	102-67
1/30/1978	RC	W	70-63
1/13/1979	A	L	75-80
2/15/1979	RC	W	88-66
1/16/1980	RC	W (OT)	59-58
1/28/1980	A	L	64-69
1/27/1981	A	L	50-65
2/10/1981	RC	W	76-91
3/5/1981	N	W	66-67
1/4/1982	RC	L	58-60
2/8/1982	A	L	39-63
1/6/1983	RC	L	62-65
2/21/1983	A	L	54-68
3/11/1983	RC	L	65-80
2/6/1984	A	L	67-69
1/5/1985	RC	W	59-50
1/19/1985	A	L	51-56
2/15/1985	RC	L	40-51
3/7/1985	N	W	58-44
1/25/1990	SC	W	73-64
2/24/1990	A	W	66-58
1/24/1991	A	W	60-56
2/23/1991	SC	L	59-70
1/14/1995	SC	W	86-72
2/25/1996	A	W	65-63
2/6/1997	SC	W	65-64
1/20/1998	A	W	60-50
2/3/1999	SC	W	82-63
1/12/2000	A	W	72-59
1/29/2001	SC	W	105-57
1/18/2003	SC	W	77-54
1/7/2004	A	W	71-44
3/2/2005	SC	W	77-56
2/14/2015	SC	L	49-50
2/28/2015	A	W	63-47
1/24/2016	SC	W	97-75
1/1/2017	SC	W	92-56
1/21/2017	A	W	78-61
3/1/2018	A	W	78-49
1/2/2019	SC	W	93-61
1/4/2020	A	L	71-76
2/7/2021	A	W	64-61
2/26/2021	SC	W	91-71
1/1/2022	SC	L	60-68
12/29/2022	SC	W	88-77
2/7/2023	A	L (OT)	94-101

## TULSA

<b>Total: UC leads 32-14</b>
------------------------------

## In Cincinnati: UC leads 20-3

<b>In Tulsa: UC leads 11-9</b>			
<b>Neutral: Tulsa leads 2-1</b>			
<b>Current Streak: UC — 1</b>			
12/31/1946	MH	W	43-42
12/30/1953	N	L	76-70
1/4/1958	A	W	77-70
2/22/1958	FH	W	86-71
2/2/1959	FH	W	84-71
2/23/1959	A	W	92-69
1/9/1960	A	W	83-50
2/29/1960	FH	W	110-64
1/14/1961	A	W	92-75
2/18/1961	FH	W	81-52
1/6/1962	FH	W	72-43
2/10/1962	A	W	70-52
1/12/1963	A	W	67-57
2/23/1963	FH	W	55-54
12/28/1963	FH	W	54-52
2/1/1964	A	L	74-58
2/6/1965	FH	L	69-66
2/20/1965	A	L	84-71
1/8/1966	A	L	73-71
2/19/1966	FH	W	88-75
1/5/1967	FH	L (OT)	65-64
2/16/1967	A	L	76-57
1/6/1968	A	L	62-59
2/17/1968	FH	W	75-68
1/2/1969	A	L	57-50
2/15/1969	FH	W	76-63
1/5/1970	FH	W	78-74
2/14/1970	A	W	72-68
1/22/1972	FH	W	81-74
12/23/1972	A	L (OT)	92-86
3/19/2000	N	L	69-61
3/4/2015	A	W	56-47
1/2/2016	SC	W	76-57
2/18/2016	A	L (OT)	70-68
2/1/2017	A	W	57-55
2/18/2017	SC	W	80-60
3/10/2017	N	W	80-61
2/25/2018	BBT	W	82-74
1/10/2019	A	W (OT)	70-65
1/24/2019	SC	W	88-64
1/8/2020	SC	W	75-44
1/2/2021	SC	L	70-66
2/24/2021	A	W	70-69
1/20/2022	SC	W	90-69
2/12/2022	A	L	77-83
2/1/2023	SC	W	81-55

## UAB

<b>Total: UC leads 15-10</b>			
<b>In Cincinnati: UC leads 11-2</b>			
<b>In Birmingham: UAB leads 7-4</b>			
<b>Neutral: UC leads 1-0</b>			
<b>Current Streak: UAB — 1</b>			
12/12/1984	RC	W	69-67
12/17/1985	A	L	69-53
1/25/1992	SC	W	76-52
2/29/1992	A	W	63-58
1/23/1993	SC	W	40-38
2/27/1993	A	L	67-60
1/9/1994	SC	L	67-65
2/5/1994	A	L	83-67
2/26/1995	A	L	64-63
3/4/1995	SC	W	85-61
1/25/1996	A	L	70-68
1/8/1997	SC	W	74-54
2/19/1998	A	W	93-76
3/7/1998	SC	W	100-85
1/30/1999	SC	W	73-60
2/5/2000	A	W	93-80
1/17/2001	SC	W	90-83

3/8/2001	N	W	73-70
3/5/2003	SC	W	87-70
2/18/2004	A	L	80-69
2/19/2005	SC	W	72-69
12/2/2006	SC	L	59-57
12/1/2007	A	L	73-54
12/6/2008	SC	W	87-80
12/16/2009	A	L	64-47

## UCLA

<b>Total: UC leads 4-2</b>			
<b>In Cincinnati: UC leads 1-0</b>			
<b>In Los Angeles: UC leads 2-0</b>			
<b>Neutral: UCLA leads 2-1</b>			
<b>Current Streak: UC — 2</b>			
3/23/1962	N	W	72-70
12/18/1965	A	W	82-76
3/17/2002	N	L (2OT)	105-101
3/19/2017	N	L	67-79
12/16/2017	A	W	77-63
12/19/2018	SC	W	93-64

## UNION (KY.)

<b>Total: UC leads 2-0</b>			
<b>In Cincinnati: UC leads 2-0</b>			
<b>In Schenectady: 0-0</b>			
<b>Neutral: 0-0</b>			
<b>Current Streak: UC — 2</b>			
12/1/1953	Sch	W	98-59
12/1/1854	Cen	W	106-71

## UNLV

<b>Total: UC leads 7-0</b>			
<b>In Cincinnati: UC leads 3-0</b>			
<b>In Las Vegas: UC leads 4-0</b>			
<b>Neutral: 0-0</b>			
<b>Current Streak: UC — 7</b>			
12/19/1998	A	W	86-73
1/2/2000	SC	W	106-66
12/16/2000	A	W	90-72
11/24/2001	SC	W	74-61
11/29/2008	A	W	67-65
12/1/2018	A	W	65-61
11/30/2019	SC	W (OT)	72-65

## USC UPSTATE

<b>Total: UC leads 2-0</b>			
<b>In Cincinnati: UC leads 2-0</b>			
<b>In Spartanburg: 0-0</b>			
<b>Neutral: 0-0</b>			
<b>Current Streak: UC — 2</b>			
11/26/2007	SC	W	69-57
12/3/2013	SC	W	86-50

## USF

## ALL-TIME SERIES SCORES

3/4/1999	N	W	76-56
1/29/2000	SC	W	89-72
3/1/2001	A	W	77-66
1/26/2002	A	W	78-68
3/7/2002	RC	W	79-57
2/11/2004	SC	W	80-67
1/27/2005	A	W	74-48
3/10/2005	N	L	80-68
1/31/2006	SC	W	73-60
1/14/2007	A	L	74-59
2/20/2008	SC	W	52-51
3/3/2009	A	L	70-59
1/20/2010	SC	W	78-70
2/16/2010	A	L	65-57
1/12/2011	SC	W	74-66
3/9/2011	N	W	87-61
2/26/2012	A	L	46-45
3/9/2013	SC	W (OT)	61-53
1/18/2014	A	W	61-54
2/2/2014	SC	W	50-45
2/7/2015	SC	W	63-58
1/10/2016	A	W	54-51
2/4/2016	SC	W	88-57
1/29/2017	SC	W	94-53
2/15/2017	A	W	68-54
1/13/2018	A	W	78-55
1/15/2019	SC	W	82-74
3/3/2020	A	W	79-67
12/16/2020	SC	L	74-71
2/9/2022	A	W	70-59
2/26/2022	SC	L	54-56
1/18/2023	A	W	85-69
2/11/2023	SC	W	84-65

## UTAH

<b>Total: UC leads 3-1</b>			
<b>In Cincinnati: UC leads 2-0</b>			
<b>In Salt Lake City: Utah leads 1-0</b>			
<b>Neutral: UC leads 1-0</b>			
<b>Current Streak: UC — 1</b>			
1/3/1948	MH	W	56-49
3/24/1961	N	W	82-67
1/1/1964	A	L	76-68
12/28/1965	FH	W	84-66

## UTAH VALLEY

<b>Total: Series tied 1-1</b>			
<b>In Cincinnati: UC leads 1-0</b>			
<b>In Orem: 0-1</b>			
<b>Neutral: 0-0</b>			
<b>Current Streak: UVU — 1</b>			
12/11/2010	SC	W	92-72
3/22/2023	A	L	68-74

## VALPARAISO

<b>Total: UC leads 5-1</b>			
<b>In Cincinnati: UC leads 3-1</b>			
<b>In Valparaiso: UC leads 1-0</b>			
<b>Neutral: UC leads 1-0</b>			
<b>Current Streak: UC — 5</b>			
1/10/1948	MH	L (OT)	75-69
2/25/1991	SC	W	90-47
12/2/2002	SC	W	76-50
12/2/2003	A	W	68-49
11/19/2004	SC	W	88-70
11/25/2019	N	W (OT)	81-77

## VANDERBILT

<b>Total: UC leads 6-2</b>
----------------------------

<b>In Cincinnati: UC leads 3-1</b>			
<b>In Nashville: UC leads 2-0</b>			
<b>Neutral: Series tied 1-1</b>			
<b>Current Streak: UC — 3</b>			
12/28/1922	Sch	W	42-24
12/31/1934	Sch	W	47-20
1/5/1935	A	W	46-20
12/29/1970	N	L	86-83
12/8/2004	SC	W	88-72
12/10/2005	A	W	92-83
11/23/2009	N	W	67-58
3/4/2021	SC	L	78-64

## VERMONT

<b>Total: UC leads 1-0</b>			
<b>In Cincinnati: UC leads 1-0</b>			
<b>In Burlington: 0-0</b>			
<b>Neutral: 0-0</b>			
<b>Current Streak: UC — 1</b>			
12/3/2019	SC	W	82-73

## VILLANOVA

<b>Total: Villanova leads 6-4</b>			
<b>In Cincinnati: Series tied 3-3</b>			
<b>In Philadelphia: Villanova leads 3-1</b>			
<b>Neutral: 0-0</b>			
<b>Current Streak: UC — 3</b>			
12/20/1947	MH	L	70-68
2/23/2006	SC	L	74-72
2/14/2007	A	L	64-48
1/12/2008	SC	W	69-66
2/1/2009	A	L	71-50
3/2/2010	SC	L	77-73
1/9/2011	A	L	72-61
1/14/2012	SC	W	82-78
3/3/2012	A	W	72-68
2/12/2013	SC	W	68-50

## VIRGINIA

<b>Total: UC leads 3-1</b>			
<b>In Cincinnati: Series tied 1-1</b>			
<b>In Charlottesville: 0-0</b>			
<b>Neutral: UC leads 2-0</b>			
<b>Current Streak: UC — 3</b>			
2/16/1924	Sch	L	31-27
12/28/1955	N	W	93-69
12/3/1962	FH	W	91-42
2/26/1993	N	W	71-54

## VCU

<b>Total: VCU leads 3-2</b>			
<b>In Cincinnati: VCU leads 2-1</b>			
<b>In Richmond: Series tied 1-1</b>			
<b>Neutral: 0-0</b>			
<b>Current Streak: UC — 1</b>			
1/12/1974	FH	W	57-51
1/8/1979	RC	L	74-63
12/22/1980	A	L	78-58
12/20/2014	SC	L	68-47
12/19/2015	A	W	69-63

## VIRGINIA TECH

<b>Total: Virginia Tech leads 18-13</b>			
<b>In Cincinnati: UC leads 9-5</b>			
<b>In Blacksburg: VT leads 11-2</b>			
<b>Neutral: Series tied 2-2</b>			
<b>Current Streak: UC — 1</b>			
1/6/1979	A	W	72-68
2/19/1979	RC	L	76-75
3/1/1979	N	L	80-74
1/19/1980	RC	L	61-59
1/26/1980	A	L	97-57
2/28/1980	N	W	65-51

1/17/1981	RC	W	82-77
2/28/1981	A	L	115-92
1/31/1982	A	L	64-76
2/15/1982	RC	W	87-71
3/5/1982	N	L	106-92
2/12/1983	A	L	84-81
3/5/1983	RC	L	73-72
1/11/1984	RC	L	70-53
1/28/1984	A	L	69-51
2/9/1985	A	L	82-69
3/2/1985	RC	W	70-61
1/18/1986	RC	W (2OT)	107-104
3/1/1986	A	L	83-71
1/12/1987	RC	W	78-72
2/7/1987	A	L	79-73
1/14/1988	CG	L	102-97
2/13/1988	A	L	115-111
2/18/1989	A	W	90-79
2/25/1989	CG	W	98-84
1/20/1990	A	W	62-59
2/17/1990	SC	W	94-80
1/19/1991	SC	W	77-61
2/16/1991	A	L (OT)	85-81
3/7/1991	N	L	75-69
3/15/2023	SC	W	81-72

## WABASH

<b>Total: UC leads 1-0</b>			
<b>In Cincinnati: UC leads 1-0</b>			
<b>In Crawfordsville: 0-0</b>			
<b>Neutral: 0-0</b>			
<b>Current Streak: UC — 1</b>			
1/4/1975	FH	W	93-67

## WAGNER

<b>Total: UC leads 2-0</b>			
<b>In Cincinnati: UC leads 2-0</b>			
<b>In Staten Island: 0-0</b>			
<b>Neutral: 0-0</b>			
<b>Current Streak: UC — 2</b>			
12/8/1995	SC	W	100-64
12/23/2014	SC	W	72-48

## WAKE FOREST

<b>Total: UC leads 5-2</b>			
<b>In Cincinnati: UC leads 2-1</b>			
<b>In Winston-Salem: UC leads 2-1</b>			
<b>Neutral: UC leads 1-0</b>			
<b>Current Streak: Wake Forest — 2</b>			
12/29/1958	N	W	94-70
12/30/1965	FH	W	117-87
12/15/1966	A	W	59-58
1/27/2001	SC	W (OT)	78-72
2/9/2002	A	W	103-94
2/15/2004	A	L	91-85
1/22/2005	SC	L	74-70

## WASHINGTON

<b>Total: UC leads 3-1</b>			
<b>In Cincinnati: UC leads 2-0</b>			
<b>In Seattle: Series tied 1-1</b>			
<b>Neutral: 0-0</b>			
<b>Current Streak: UC — 3</b>			
1/14/1972	A	L	91-81
12/22/1973	FH	W	82-80
12/3/1993	SC	W	88-72
2/10/1997	A	W	82-69

## WASHINGTON &amp; LEE

<b>Total: Washington &amp; Lee leads 1-0</b>
<b>In Cincinnati: W&amp;L leads 1-0</b>

## In Lexington: 0-0

<b>Neutral: 0-0</b>			
<b>Current Streak: W&amp;L — 1</b>			
2/25/1956	FH	L	87-57

## WAYNE STATE

<b>Total: UC leads 6-4</b>			
<b>In Cincinnati: UC leads 4-1</b>			
<b>In Detroit: Series tied 2-2</b>			
<b>Neutral: Wayne State leads 1-0</b>			
<b>Current Streak: UC — 5</b>			
12/14/1938	N	L	53-36
2/10/1942	Sch	L	51-43
1/5/1945	A	L	49-39
2/20/1945	Sch	W	57-40
1/4/1946	A	L	45-38
1/31/1946	Sch	W	58-47
1/6/1947	A	W	47-36
2/24/1947	Sch	W	78-36
1/9/1948	Sch	W	92-52
2/7/1948	A	W	74-60

## WEST TEXAS STATE

<b>Total: Series tied 1-1</b>			
<b>In Cincinnati: UC leads 1-1</b>			
<b>In Canyon: 0-0</b>			
<b>Neutral: 0-0</b>			
<b>Current Streak: WTSU — 1</b>			
12/16/1950	CG	W	64-41
1/30/1971	FH	L	94-83

## WEST VIRGINIA

<b>Total: Series tied 10-10</b>			
<b>In Cincinnati: UC leads 6-2</b>			
<b>In Morgantown: WVU leads 6-3</b>			
<b>Neutral: WVU leads 2-1</b>			
<b>Current Streak: WVU — 4</b>			
1/17/1941	Sch	L	47-43
2/15/1941	A	L	55-36
1/1/1949	MH	W	72-62
1/29/1949	A	L	81-63
1/19/1950	CG	W	69-59
2/11/1950	A	W (OT)	69-64
2/23/1976	N	W	66-56
2/24/1978	CG	W	96-80
1/24/1979	A	W	79-65
3/14/1998	N	L	75-74
2/4/2006	A	L	66-57
3/4/2006	SC	W	78-75
1/20/2007	SC	W (OT)	96-83
3/3/2007	A	L	79-65
1/30/2008	A	W	62-39
2/26/2009	SC	W	65-61
2/27/2010	A	L	74-68
3/11/2010	N	L	54-51
1/29/2011	SC	L	66-55
1/21/2012	A	L (OT)	77-74

## WESTERN CAROLINA

<b>Total: UC leads 4-0</b>			
<b>In Cincinnati: UC leads 4-0</b>			
<b>In Cullowhee: 0-0</b>			
<b>Neutral: 0-0</b>			
<b>Current Streak: UC — 4</b>			
11/23/1996	SC	W	99-72
11/10/2007	SC	W	66-64
11/13/2015	SC	W	97-72
11/13/2017	BBT	W	102-51

## WESTERN ILLINOIS

<b>Total: Series tied 1-1</b>
<b>In Cincinnati: Series tied 1-1</b>
<b>In Macomb: 0-0</b>

## Neutral: 0-0

<b>Current Streak: UC — 1</b>			
12/9/1983	RC	L	70-61
11/22/2008	SC	W	74-46

## WESTERN KENTUCKY

<b>Total: Western Kentucky leads 12-6</b>			
<b>In Cincinnati: Series tied 4-4</b>			
<b>In Bowling Green: WKU leads 8-1</b>			
<b>Neutral: UC leads 1-0</b>			
<b>Current Streak: UC — 1</b>			
1/4/1935	A	W	26-25
12/17/1949	CG	W	55-54
1/16/1950	A	L	84-59
12/9/1950	CG	W	70-45
2/8/1951	A	L	75-70
12/15/1951	CG	L	76-71
1/30/1952	A	L	79-63
12/16/1952	CG	L	77-76
1/8/1953	A	L	84-76
12/15/1953	CG	L	74-71
2/22/1954	A	L	92-77
12/14/1954	A	L	85-75
1/29/1955	FH	W	101-92
12/10/1955	FH	W	83-54
2/21/1956	A	L	85-74
12/3/1983	RC	L	71-54
11/27/1985	A	L	69-58
12/28/1996	N	W	81-57

## WESTERN MICHIGAN

<b>Total: UC leads 16-1</b>			
<b>In Cincinnati: UC leads 9-0</b>			
<b>In Kalamazoo: UC leads 6-1</b>			
<b>Neutral: UC leads 1-0</b>			
<b>Current Streak: UC — 8</b>			
2/6/1948	A	W	61-59
1/22/1949	A	W	75-57
2/14/1949	Sch	W	90-65
1/14/1950	CG	W	66-45
2/4/1950	A	W	74-51
1/20/1951	CG	W	73-65
3/5/1951	A	W	78-68
12/7/1951	N	W	83-77
1/18/1952	A	L	62-56
2/16/1952	CG	W	63-56
1/16/1953	CG	W	76-67
2/14/1953	A	W	92-77
1/16/1954	CG	W	102-71
2/13/1954	A	W	92-63
12/3/1960	FH	W	85-54
12/17/1966	FH	W	74-48
11/19/2018	SC	W	78-52

## WICHITA STATE

<b>Total: UC leads 28-13</b>			
<b>In Cincinnati: UC leads 14-4</b>			
<b>In Wichita: UC leads 12-9</b>			
<b>Neutral: UC leads 2-0</b>			
<b>Current Streak: UC — 4</b>			
1/25/1958	FH	W	105-81
3/1/1958	A	W	86-82
1/31/1959	FH	W	95-87
2/21/1959	A	W	88-74
1/7/1960	A	W	76-69
2/27/1960	FH	W	97-76
1/12/1961	A	W	80-57
2/1			

## ALL-TIME SERIES SCORES

2/15/1964	FH	L (OT)	59-58
1/9/1965	FH	L	65-61
2/13/1965	A	L	79-64
2/10/1966	FH	W	93-76
2/22/1966	A	L	86-76
2/8/1967	A	L	57-55
2/22/1967	FH	W	92-63
2/7/1968	FH	W	99-85
2/21/1968	A	W	85-81
1/4/1969	A	L	67-66
2/13/1969	FH	L	75-73
1/27/1970	FH	W	96-78
2/12/1970	A	W	84-57
1/26/1976	A	W	92-85
1/26/1977	RC	W	68-60
12/5/1981	A	L	87-67
2/18/2018	BBT	L	76-72
3/9/2018	A	W	62-61
1/19/2019	A	W	66-55
2/17/2019	SC	W	72-62
3/16/2019	N	W	66-63
2/6/2020	A	W	80-79
2/23/2020	SC	W	67-64
1/10/2021	A	L	82-76
3/13/2021	N	W	60-59
1/16/2022	A	W	61-57
2/17/2022	SC	W	85-76
1/5/2023	A	W	70-61

**WILLIAM & MARY****Total: UC leads 6-0****In Cincinnati: UC leads 4-0****In Williamsburg: UC leads 2-0****Neutral: 0-0****Current Streak: UC — 6**

3/17/1950	CG	W	80-44
12/21/1950	CG	W	89-60
12/19/1951	CG	W	71-61
2/29/1952	A	W	82-76
1/31/1972	A	W	65-52
1/27/1973	FH	W	110-68

**WILMINGTON****Total: UC leads 27-2****In Cincinnati: UC leads 16-1****In Wilmington: UC leads 11-1****Neutral: 0-0****Current Streak: UC — 11**

2/5/1908	A	W	28-27
2/27/1908	Mc	W	35-17
1/14/1909	A	W	31-21
1/8/1927	Sch	W	43-21
2/4/1928	Sch	W	38-25
2/13/1929	Sch	W	32-24
12/30/1932	A	W	35-29
12/28/1933	Sch	L (OT)	25-22
12/15/1934	Sch	W	50-18
12/13/1935	Sch	W	46-29
12/12/1936	Sch	W	41-21
12/10/1937	Sch	W	33-26
12/23/1938	Sch	W	38-27
2/7/1939	A	W	49-36
12/22/1939	Sch	W (2OT)	40-36
1/25/1940	A	W (OT)	38-37
12/21/1940	Sch	W	38-25
1/29/1941	A	L	31-26
12/20/1941	Sch	W	54-21
1/28/1942	A	W	57-38
12/5/1942	Sch	W	38-31
1/16/1943	A	W	50-30
12/11/1943	A	W	49-34
1/10/1944	A	W	46-21
12/16/1944	Sch	W	66-21

1/25/1945	A	W	52-40
12/8/1945	XS	W	30-22
1/24/1946	A	W	74-39
12/1/1951	Sch	W	115-50

**WINTHROP****Total: UC leads 2-0****In Cincinnati: UC leads 2-0****In Rock Hill: 0-0****Neutral: 0-0****Current Streak: UC — 2**

12/30/1997	SC	W	79-36
12/22/09	SC	W	74-57

**WISCONSIN****Total: UC leads 5-1****In Cincinnati: UC leads 2-0****In Madison: UC leads 2-0****Neutral: Series tied 1-1****Current Streak: UW — 1**

12/9/1961	A	W	86-67
12/30/1961	N	W	101-71
12/14/1963	FH	W	65-60
12/22/1965	FH	W	87-74
12/3/1966	A	W (OT)	77-70
3/17/1994	N	L	80-72

**WISCONSIN-MILWAUKEE****Total: UC leads 4-0****In Cincinnati: UC leads 4-0****In Milwaukee: 0-0****Neutral: 0-0****Current Streak: UC — 4**

2/20/1975	FH	W	96-71
1/17/1976	FH	W	76-61
12/27/1999	SC	W	93-60
11/16/2018	SC	W	74-63

**WITTENBERG****Total: Wittenberg leads 22-19****In Cincinnati: UC leads 14-7****In Springfield: Wittenberg leads 15-5****Neutral: 0-0****Current Streak: UC — 1**

1/13/1905	Mc	W	40-13
1/24/1913	Sch	W	43-30
3/3/1913	A	L	44-26
1/24/1914	A	L	34-19
2/4/1914	Sch	L	34-22
1/15/1915	Sch	L	31-19
1/23/1915	A	L	25-8
1/21/1916	Sch	L	49-24
2/4/1916	A	L	36-18
2/24/1917	Sch	W	33-29
3/16/1917	A	L	37-30
2/14/1918	Sch	W	32-11
2/27/1918	A	W	22-13
2/27/1919	A	L	42-11
1/24/1920	A	L	28-27
2/27/1920	Sch	L	27-19
2/7/1921	A	L	36-10
2/26/1921	Sch	L	21-15
3/8/1922	Sch	L	27-19
2/10/1923	A	L	34-24
1/18/1924	A	W	35-21
2/9/1924	Sch	W	27-19
1/15/1926	A	W	37-34
2/10/1926	Sch	W	49-38
1/29/1927	Sch	W	55-27
2/5/1927	A	L	38-36
1/21/1928	Sch	W	48-46
2/18/1928	A	W	39-30
1/3/1929	A	L (OT)	45-40
2/2/1929	Sch	W	25-21

1/21/1930	Sch	W	21-19
2/15/1930	A	L	29-18
1/18/1932	A	L	28-17
2/9/1932	Sch	L	44-34
1/7/1933	Sch	W	28-26
2/11/1933	A	L	39-26
1/13/1934	Sch	W	56-36
2/14/1934	A	W	38-34
1/2/1937	Sch	W	36-27
2/5/1938	A	L	30-27
12/15/1942	Sch	W	49-48

**WOFFORD****Total: Wofford leads 1-0****In Cincinnati: Wofford leads 1-0****In Spartanburg: 0-0****Neutral: 0-0****Current Streak: Wofford — 1**

11/21/2006	SC	L	91-90
------------	----	---	-------

**WOOSTER****Total: Series tied 2-2****In Cincinnati: Wooster leads 2-0****In Wooster: UC leads 2-0****Neutral: 0-0****Current Streak: UC — 1**

3/5/1923	Sch	L	22-21
1/5/1924	A	W	24-7
12/13/1941	Sch	L	43-22
1/30/1943	A	W	40-39

**WRIGHT STATE****Total: UC leads 9-0****In Cincinnati: UC leads 8-0****In Dayton: UC leads 1-0****Neutral: 0-0****Current Streak: UC — 9**

12/12/1973	FH	W	78-42
11/30/1974	FH	W	89-71
12/3/1975	FH	W	118-70
12/1/1976	RC	W	120-52
12/6/1977	SC	W	85-60
11/20/2001	SC	W	83-54
12/1/2010	SC	W	77-69
12/14/2011	A	W	78-58
12/22/2012	SC	W	68-58

**WYOMING****Total: UC leads 4-2****In Cincinnati: UC leads 2-0****In Laramie: UC leads 1-0****Neutral: Wyoming leads 2-1****Current Streak: UC — 4**

12/29/1953	N	L	64-54
12/30/1987	N	L	100-73
11/29/1993	SC	W	73-49
12/17/1994	A	W	81-80
11/29/1995	SC	W	101-51
11/22/2017	N	W	78-53

**XAVIER****Total: UC leads 51-39****Fifth Third: UC leads 9-7****Cintas: Xavier leads 9-1****Armory FH: UC leads 3-1****Cincinnati Gardens: UC leads 17-15****Riverfront Col.: UC leads 8-4****Schmidt FH: Series tied 3-3****Current Streak: Xavier — 4**

3/7/1928	A	L	29-25
3/3/1943	A	L	51-37

2/27/1946	A	W	53-39
2/26/1947	A	W	76-51
3/3/1948	A	W	52-45
2/5/1949	A	L	71-64
3/9/1949	CG	W	57-46
3/9/1950	CG	L	54-53
3/18/1950	CG	W	59-48
12/28/1950	CG	W	83-70
3/8/1951	CG	W	81-66
12/19/1951	CG	L	77-70
2/13/1952	CG	W	68-63
1/6/1953	CG	L	81-78
2/10/1953	CG	L	70-68
1/6/1954	CG	W	77-58
2/10/1954	CG	W	81-76
1/6/1955	CG	L	67-64
2/9/1955	FH	W	70-69
1/17/1956	CG	W	71-66
2/8/1956	FH	L (OT)	79-72
1/9/1957	CG	L	88-62
2/13/1957	FH	W	69-57
12/14/1957	FH	W	79-68
3/8/1958	CG	W	80-68
1/24/1959	CG	W	92-66
3/7/1960	CG	W	86-68
3/2/1961	CG	W	89-53
3/1/1962	CG	W	61-58
2/26/1963	CG	W	72-61
3/4/1964	CG	W	94-92
3/3/1965	CG	W	102-72
3/3/1966	CG	W	67-62
3/3/1967	CG	W (OT)	79-69
3/5/1968	CG	L	72-71
1/8/1969	CG	W	52-50
2/17/1970	CG	W	85-72
2/17/1971	CG	L	66-65
2/16/1972	CG	W	76-71
2/21/1973	CG	W	78-68
2/20/1974	CG	W	68-56
2/26/1975	CG	W	66-57
2/18/1976	RC	W	81-74
2/16/1977	RC	W	77-68
2/13/1978	RC	W	59-54
2/12/1979	RC	W	60-58
2/4/1980	RC	L	77-69
2/18/1981	RC	W	79-72
1/27/1982	RC	L	53-51
1/26/1983	RC	W	73-58
1/26/1984	A	L	72-63
1/30/1985	RC	L	55-52
1/23/1986	A	L	80-76
1/29/1987	RC	W	75-73
1/12/1988	A	L	98-80
2/1/1989	CG	W	86-76
1/31/1990	A	L (OT)	90-88
1/30/1991	SC	W	69-56
1/29/1992	A	W	93-75
1/27/1993	SC	W	78-67
1/19/1994	A	L (OT)	82-76
1/9/1995	SC	W	87-80
1/17/1996	A	W	99-90
11/26/1996	SC	L	71-69
12/13/1997	A	L	88-68
1/28/1999	SC	W	87-77
12/18/1999	A	L	66-64
12/14/2000	SC	L	69-67
12/14/2001	A	W	75-55
12/7/2002	SC	L	50-44
2/3/2004	A	L	71-69
2/10/2005	SC	W	65-54
1/19/2006	A	L (OT)	73-71
12/13/2006	SC	W	67-57
12/12/2007	A	L	64-59
12/13/2008	SC	L	76-66
12/13/2009	A	L (2OT)	83-79

1/6/2011	SC	W	66-46
12/10/2011	A	L	76-53
12/19/2012	RC-NW		60-45
12/14/2013	RC-NL		64-47
2/18/2015	SC	L	59-57
12/12/2015	A		



**PRESIDENT DR. NEVILLE G. PINTO**



**Dr. Neville Pinto**  
UC President

Neville G. Pinto serves as the 30th President of the University of Cincinnati. A university teacher, researcher and administrator with more than 35 years of experience in higher education, he became UC's chief executive on February 20, 2017. He is the first UC president to rise from the ranks of UC's faculty since Herman Schneider, the founder of cooperative education (1928–1932).

Dr. Pinto leads the Cincinnati region's only Carnegie Research I university — an institution attracting over \$551 million in annual external research grants and contracts (including affiliates). In February 2018, he launched UC's strategic direction, NEXT LIVES HERE, which is a new paradigm for university planning that allows the university to be nimble and

responsive to the world's changing landscape. It focuses on UC leading public universities into a new era of innovation and impact, with three main platforms of academic excellence, the innovation agenda and urban impact.

As a part of this strategic direction, Pinto established a new position — the university's first Chief Innovation Officer — and UC opened doors to its 1819 Innovation Hub. He has also prioritized signature investments in diversity, equity and inclusion. Pinto's leadership led UC's intellectual property process to be reimagined and it became a model for the state's "Ohio IP Promise." Under his guiding vision, the university also is reinventing its cooperative education program — the world's first — for the digital economy and has attracted a \$100 million investment from JobsOhio to accelerate the number of its STEM graduates, promote federal research at UC and the affiliated Cincinnati Children's Hospital Medical Center, and launch the Cincinnati Innovation District in Uptown.

Pinto also presided as UC celebrated its Bicentennial in 2018–2019 while looking ahead to its next century and launching a \$2 billion comprehensive campaign, "Next, Now." Since becoming UC's president, the university's first Staff Senate was formed and the university opened a first-ever Staff Success Center and a new Faculty Enrichment Center. Regionally, Pinto serves on the Ohio Governor's Executive Workforce Board and the Cincinnati Business Committee (CBC), as chair of the Inter-University Council of Ohio and as chair of the Uptown Consortium in Cincinnati.

Prior to returning to UC to serve as president, Dr. Pinto led the University of Louisville as acting president and professor of chemical engineering. Before

serving at the University of Louisville, he served for 26 years on the faculty in chemical engineering at the University of Cincinnati, where he established the Adsorption and Ion Exchange Laboratory, which focused on research in biochemical and environmental engineering. His research included purification of genetically engineered drugs, the study of bio-membranes, and air and water purification. His laboratory attracted over \$6 million in external research funding and trained 32 graduate students including 16 PhD students, many of whom have moved on to become leaders in industry and academia.

Earlier in his career at UC, Pinto held a number of administrative posts including Department Head for Chemical Engineering, Assistant Dean for Graduate Studies in the College of Engineering and Applied Science, and Vice Provost and Dean of The Graduate School. As Dean, he had a leadership role in attracting major external awards totaling over \$10 million to UC to support graduate and STEM education.

Pinto joined the University of Louisville (UofL) as Dean of the Speed School of Engineering in 2011. While dean, his accomplishments included overseeing a major expansion in the enrollment of the college and spearheading the development of the Belknap Engineering and Applied Sciences Research Park. He significantly strengthened the university's relationship with GE, to develop a partnership that has led to significant educational and career opportunities for students and encouraged the company to bring its FirstBuild microfactory to campus. This effort earned the Silver Fleur-de-Lis award from Greater Louisville Inc. in 2015.

From May 2015 to July 2016, Pinto served as Interim Executive Vice President and University Provost at UoL. During this period, he finalized the 21st Century University Plan and launched major initiatives to strengthen educational excellence, student success and access, research and community engagement. He was appointed Acting President in 2016.

Pinto was elected Fellow of the Graduate School at UC based on outstanding scholarly attainment and was elected to the National Academy of Inventors in recognition of U.S. patents awarded. He has variously been active in the American Institute of Chemical Engineers, American Society for Engineering Education, American Chemical Society and is a member of the Tau Beta Pi Engineering Honor Society. He is also the recipient of numerous outstanding teaching and service awards.

Pinto was born in Mumbai, India. He was educated at the Indian Institute of Technology, New Delhi, where he earned his bachelor's in chemical engineering. He earned his MS and his PhD in chemical engineering at Penn State University.

**UNIVERSITY BOARD OF TRUSTEES**



**Ronald D. Brown**  
Vice Chair  
Term Expires: 2027



**Geraldine B. "Ginger" Warner**  
Vice Chair



**Thomas E. Mischell**  
Secretary  
Term Expires: 2022



**Margaret K. Valentine**



**Kim Heiman**  
Term Expires: 2024



**Phil D. Collins**  
Term Expires: 2025



**Monica Turner**  
Term Expires: 2026



**J. Phillip Holloman**  
Term Expires: 2028



**Gregory Hartmann**  
Term Expires: 2029



**Abigail Klare**  
Undergraduate Student  
Trustee



**Jack Cohen**  
Graduate Student  
Trustee

## DIRECTOR OF ATHLETICS JOHN CUNNINGHAM



**John Cunningham**  
UC Director of Athletics

Now in his fourth year as the Director of Athletics at the University of Cincinnati, John Cunningham has proven to be the perfect fit for the Bearcats, packing win after win into his time on Clifton Heights since taking the helm in December 2019. Some of the many highlights of his tenure include guiding the Bearcats into the Big 12, launching a landmark \$100 million Day One Ready fundraising campaign and serving as the administrative oversight for the first-ever Group of Five team to advance to the College Football Playoff.

In his first few months on campus, Cunningham led the Bearcats' response to the COVID-19

pandemic and created the Next Level Success Fund to provide the necessary resources to achieve competitive success and crucial support for UC's student-athletes.

In 2021, Cunningham spearheaded Cincinnati's charge to join the Big 12 and launched the \$100 million Day One Ready Campaign initiative. The Day One Ready Campaign will raise money in the areas of student-athlete wellness, signature facilities and operational resources to compete for championships in its new conference, which Cincinnati will join July 1, 2023.

The centerpiece of the Day One Ready Campaign is the Indoor Practice Facility and Performance Center, which broke ground in May 2023. The state-of-the-art complex is scheduled to be ready for football practices by fall 2024 and completely finished by fall 2025.

Cunningham restructured his leadership team to provide a new focus on internal and external operations, tapped Wes Miller, one of the nation's best young coaches, to lead the men's basketball program, hired two-time conference coach of the year Scott Satterfield to guide the football team, and brought UC alum Katrina Merriweather back home to coach women's basketball.

Cunningham welcomed Satterfield and Merriweather during a busy 2022-23 academic year in which he also added head coaches Jordan Bischel (baseball), Erica Demers (women's soccer) and Aimee Ponte (women's golf) to guide Bearcats' programs.

### Unprecedented Success on the Field and on the Course

The Bearcats' football program found unprecedented success in 2021, winning a school-record 13 games and a second consecutive American Athletic Conference Championship en route to becoming the first non-"Power Five" team to participate in the College Football Playoff.

UC football is an impressive 31-6 with two conference titles and 15 NFL draft selections since 2020.

Additionally, the Cincinnati men's golf program has found its most success in program history in recent years, culminating with the Bearcats first-ever NCAA Regional Championship appearance in 2023.

Cunningham has also embraced the changing landscape of college athletics, fully embracing Name, Image and Likeness (NIL) by creating IMPACT, a comprehensive NIL development program, and partnering with Altius Sports Partners to bring a full-time NIL GM on campus. More than 200 NIL deals with a total value reaching seven figures were signed by UC student-athletes in the first year of NIL.

### UC Creates Sports Psychology and Nutrition Departments

Cunningham has focused attention and resources on student-athlete-centric initiatives such as launching the department's first ever Sports Psychology Department and creating the Sports Nutrition department, while prioritizing student-athlete mental health and wellness and revamping the athletics department One Team Diversity Equity and Inclusion (DEI) Committee. He also hired Brad Pike as UC's first ever Senior Associate AD for Health and Wellness and added Senior Associate AD/CFO John Daniel and Deputy AD/External Anthony Di Fino.

UC has reached new heights in academics under Cunningham, as well.

In the spring of 2023, Bearcats student-athletes achieved an overall GPA of 3.4 with 78 percent joining the honor roll. In 2022, six student-athletes collected Academic All-America accolades, as well.

Prior to joining the Bearcats, Cunningham oversaw the external



UC Director of Athletics John Cunningham and his family were introduced to Bearcats Nation

operations at three NCAA Division I institutions, Boise State, Syracuse and Minnesota and served as a sport administrator for bowl teams, conference-championship teams and NCAA Tournament teams.

### Cunningham Serves as Deputy AD at Minnesota and Syracuse

Before leading the Bearcats, Cunningham served as Minnesota's Deputy Athletics Director for Administration from 2016-19, overseeing the day-to-day administrative operations of the department, working with all 25 Gopher programs and external units, as well as serving as sport administrator for football, men's basketball and men's golf.

He was part of the fundraising and implementation of the Gophers' Athletes Village, a privately-funded project of \$166-million which added more than 338,000 square feet of new academic, leadership, nutrition, practice and team support space for all sports.

Cunningham joined the Minnesota staff from Syracuse, where he also served as the Deputy Athletics Director for Administration from 2015-16.

Prior to his tenure at Syracuse, Cunningham worked at Boise State University from 2011-2014 as the senior associate athletics director for external relations and executive director for NCAA Compliance.

### Boise State and TCU Bolster His Resume

At BSU, Cunningham was promoted to senior associate athletics director for external relations in 2014 after leading the NCAA Compliance program for three years. As the head of external relations, Cunningham led the operations of Boise State's development, marketing, media relations and ticket offices. He was also the sport administrator for men's basketball, men's and women's golf, and men's tennis.

Prior to his appointment at BSU, Cunningham worked at TCU for five years in the compliance field. He was hired by the Horned Frogs in 2006 as the assistant director of compliance and followed up a year later with a promotion to director of compliance. In 2011, he was promoted again to assistant athletics director for compliance. In that position, he was responsible for a comprehensive rules education program and provided rules interpretations for athletics staff, coaches, student-athletes and university officials.


### Love for Sports Traced Back to Youth in Lincoln

Cunningham started his career in collegiate athletics as the compliance coordinator at the University of Maryland. While in law school, he was a compliance intern at Maryland for two summers.

A 2001 TCU graduate, Cunningham received a law degree from the University of Nebraska's College of Law in 2005.

A native of Lincoln, Nebraska, he developed his love for college athletics by following his hometown Cornhuskers as a kid. Cunningham and his wife, Caitlin, have two sons, Gus and Hank.

## THE UNIVERSITY OF CINCINNATI



### ABOUT UC

As the global founder of what we like to call “hire education,” we at the University of Cincinnati are world renowned for experience-based learning — also known as cooperative education.

Indeed, U.S. News & World Report ranks UC’s co-op program No. 1 among public universities (No. 3 nationally overall), beating out institutions like MIT, Stanford, Duke and many more. In the 2019-20 school year, UC students earned a collective \$75 million working for about 1,300 international employers. How does co-op work? Our students alternate academic semesters in the classroom with semesters of paid, professional work tied directly to their majors.

Today at UC, we make these and many other opportunities available to a diverse community of more than 46,000 students — the highest enrollment in our history thanks to nearly a decade of steadily rising enrollment and unrivaled momentum.

On behalf of our students and our wider community, we’ve always been about advancing the power of creativity, ingenuity, invention and inclusion. That’s our mission as a leading urban, public university focused on innovation and impact — a legacy we foster every day through our strategic direction, Next Lives Here.

And our drive to invent in and beyond the classroom has also been the source of many other breakthrough contributions, including the oral polio vaccine and the first antihistamine. Our endeavors today encompass science, medicine, business, education, engineering, technology, the humanities and the arts. Some of our specific areas of focus include analytics, digital media, precision cancer medicine, water and urban futures.

It’s no wonder UC has been dubbed a “research heavyweight,” ranked in the top 40 among America’s public research universities by the National Science Foundation. Not to mention that Reuters recently named UC among the world’s top 100 most innovative universities, one of only 46 U.S. universities to make that prestigious list.

### RESEARCH + INNOVATION

The university has nearly 200 years of history as a research pioneer, with a culture strongly emphasizing collaboration in order to achieve innovative results that can be applied to solving complex problems and furthering scientific advancement. UC fosters early stage research and launches start-up companies via an expanding innovation incubator, the 1819 Innovation Hub, providing a key location amidst Cincinnati’s rising Innovation Corridor. Partnering with UC are a wide range of visionaries: From seed-stage investors like CincyTech (one of the most active in the nation) to established corporations like Procter & Gamble to consultancies like the Live Well Collaborative that partners with international firms to improve products and services for those aged 50 and over.

### UC FACULTY

Many UC faculty members have been awarded significant honors at the local, state, national and international levels. These include numerous NSF Career awards as well as Fulbright awards and Guggenheim grants. UC faculty and their work routinely receive support from the Ohio Board of Regents, Department of Health and Human Services, Na-

tional Institutes of Health, Department of Defense, Department of Education, Department of Energy, U.S. EPA, National Endowment for the Humanities, National Endowment for the Arts, National Geographic Society, National Oceanic and Atmospheric Administration, U.S. Geological Survey, Andrew W. Mellon Foundation, Robert Wood Johnson Foundation, National Heart, Lung and Blood Institute and many others.

UC is home to a number of Ohio Centers of Excellence where faculty research as well as their scholarly and creative endeavors serves to advance innovation and entrepreneurial activity as well as draw gifted students seeking to augment and apply their skills. These centers focus on advanced energy and sustaining the urban environment; transforming healthcare in the 21st century; intelligent air and space vehicle energy systems; nanoscale sensor technology; design and innovation; and music and theater arts.

### UC STUDENTS

Throughout their academic careers, UC students earn many external honors and awards, including Fulbright and Goldwater scholarships as well as grants and research project support from internal and external entities as varied as the NSF, NEH, the U.S. Air Force and others. At UC, both undergraduates and graduate students receive both funding and mentoring support to pursue research through specialized programs like ROSE (Research, Observation, Service and Education Experiences), WISE (Women in Science and Engineering), and SURF (Summer Undergraduate Research Fellowship). Such opportunities allow students to directly contribute to innovation, build a meaningful portfolio, engage with faculty and other thought leaders outside the classroom, and hone their inquiry and investigative skills according to the scientific method.

### OUR CITY

Our urban campus is interwoven into a thriving city full of career opportunities, cultural diversity and memorable experiences.

Whether you are looking for professional opportunities, creative inspiration or just a great place to make memories with friends, you are in for something special in Cincinnati. It is a city in the midst of an exciting urban revival and a place known for its love of the arts, passion for sports and for its seriously impressive local food.

As the center of culture and commerce for a region of more than 2 million people, the Queen City is an important hub of the Midwest. The area is home to nine Fortune 500 companies and lays claim to one of the most vibrant startup ecosystems in the nation. People here experience big-city amenities — professional sports teams, major museums, pristine parks and cultural attractions — while enjoying a small-town friendliness and collaborative vibe.

Our city is diverse, our heritage is largely German and our landscape is covered by hills — many of which offer a beautiful view of the scenic Ohio River. In recent years, Cincinnati has experienced an impressive renaissance of its urban core — from The Banks entertainment district and the downtown business corridor to the trendy Over-the-Rhine and Uptown neighborhoods near campus.