

# HAWAII



2010 RAINBOW BASEBALL



# HAWAII

*Athletics*

**GENERAL INFORMATION**

Quick Facts \_\_\_\_\_ 2  
 Sports Media Relations \_\_\_\_\_ 4  
 Media Outlets \_\_\_\_\_ 5  
 Western Athletic Conference \_\_\_\_\_ 6

**THE RAINBOWS**

Season Outlook \_\_\_\_\_ 7-11  
 Roster \_\_\_\_\_ 12  
 TV/Radio Roster \_\_\_\_\_ 13  
 Head Coach Mike Trapasso \_\_\_\_\_ 14-15  
 Associate Coach Chad Konishi \_\_\_\_\_ 16  
 Assistant Coach Keith Komeiji \_\_\_\_\_ 17  
 Volunteer Assistant Isaac Omura \_\_\_\_\_ 18  
 Baseball Support Staff \_\_\_\_\_ 18  
 Meet the Rainbow Returnees \_\_\_\_\_ 20-39  
 Meet the Rainbow Newcomers \_\_\_\_\_ 40-42

**A LOOK BACK AT 2009**

Season Review \_\_\_\_\_ 44-45  
 Season Statistics \_\_\_\_\_ 46  
 Season Results \_\_\_\_\_ 47  
 WAC Standings \_\_\_\_\_ 48

**THE OPPONENTS**

2010 Opponents \_\_\_\_\_ 49-51  
 All-Time Series History \_\_\_\_\_ 52

**RAINBOW RECORDS**

Year-By-Year Results \_\_\_\_\_ 53  
 Game Records \_\_\_\_\_ 54-56  
 Season Leaders \_\_\_\_\_ 57-59  
 Career Leaders \_\_\_\_\_ 60-62  
 Retired Numbers \_\_\_\_\_ 63  
 Awards and Honors \_\_\_\_\_ 64-66  
 Postseason History \_\_\_\_\_ 67  
 'Bows in the Pros \_\_\_\_\_ 68-69  
 Historic Moments \_\_\_\_\_ 70-71  
 Season Openers \_\_\_\_\_ 72-73  
 All-Time Letterwinners \_\_\_\_\_ 74-77  
 All-Time Results \_\_\_\_\_ 78-89

**THE UNIVERSITY OF HAWAI'I**

Hawai'i - The 50th State \_\_\_\_\_ 90-91  
 Board of Regents & Government Leadership \_\_\_\_\_ 92  
 The University of Hawai'i \_\_\_\_\_ 93-95  
 University Administration \_\_\_\_\_ 96  
 Athletics Administration \_\_\_\_\_ 97  
 Head Coaches & Athletics Directory \_\_\_\_\_ 98  
 Athletics Department Staff \_\_\_\_\_ 99  
 2008-09 Sports Wrap-Up \_\_\_\_\_ 100-101  
 Circle of Honor \_\_\_\_\_ 102  
 'Ahahui Koa 'Anuenue \_\_\_\_\_ 103  
 Grand Slam Club \_\_\_\_\_ 104  
 Letterwinners Club \_\_\_\_\_ 105  
 Student Affairs \_\_\_\_\_ 106  
 Academic Services \_\_\_\_\_ 107  
 Compliance \_\_\_\_\_ 108  
 CHAMPS/Life Skills \_\_\_\_\_ 109  
 Athletic Training \_\_\_\_\_ 110  
 Strength & Conditioning \_\_\_\_\_ 111  
 Les Murakami Stadium \_\_\_\_\_ 112  
 Athletic Facilities \_\_\_\_\_ 113  
 10 Reasons to Choose UH \_\_\_\_\_ 114



**UH MANOA POLICY ON GENDER EQUITY IN INTERCOLLEGIATE ATHLETICS**

Gender equity in athletics extends the doctrine of fairness to all areas of athletic activity at the University level. It is activated by a sense of moral obligation that exceeds any specific duty to comply with legal requirements, although it also recognizes the necessity of observing the tenets of Title IX, Patsy Mink Act.

Its desired effect is to offer women and men equal opportunities to participate in sports for which there is demonstrated interest among athletes in Hawai'i and to provide equitable levels of support for coaching, travel, scholarships, operating expenses and facilities used. Beyond these specific goals, gender equity also fosters an attitude and establishes an environment in which men's and women's sports are encouraged in comparable ways.

Those who support gender equity are willing to cooperate in frequent self-evaluations and to implement change so that all student-athletes can have the same opportunity to realize the highest level of their abilities.

A copy of the plan titled, "Believe It, Achieve It," is available in the Senior Woman Administrator's Office.



ON THE COVER: Kolten Wong, Greg Garcia, Kevin Macdonald and Sam Spangler (clockwise from left).

CREDITS: The 2010 Rainbow Baseball Media Guide was produced by the University of Hawai'i Sports Media Relations Office. All rights reserved. Derek Inouchi, Director; Neal Iwamoto, Pakalani Bello, Kara Nishimura, Ryan Reggiani and Jay Metzger, Assistant Directors; Troy Yamamoto, Internet Specialist; Chelsie Arashiro, Kau'i Awong, Corey Enriques, Christina Kaplan, Adrienne

Tanaka, Kiyomi Ueda and Kim Yuen, Student Assistants. Cover design by Pakalani Bello and Kara Nishimura. Layout and design by Pakalani Bello. Photography by CW Pack Sports, METZ Photography, University Relations, Hawai'i Visitors and Convention Bureau, Ralph Omoto and Stylecraft Marketing. Cover photos by Jay Metzger. Editorial assistance by Sherri Shibata.



# 2010 Rainbow Baseball Quick Facts



## University Facts

Location \_\_\_\_\_ Honolulu, HI  
 Founded \_\_\_\_\_ 1907  
 Enrollment \_\_\_\_\_ 20,000  
 Nickname \_\_\_\_\_ Rainbows  
 Colors \_\_\_\_\_ Green, Black, White & Silver  
 Conference \_\_\_\_\_ Western Athletic  
 Stadium (Capacity) \_\_\_\_\_ Les Murakami Stadium (4,312)  
 Press Box Number \_\_\_\_\_ (808) 956-6253  
 Chancellor \_\_\_\_\_ Virginia Hinshaw  
 Athletics Director \_\_\_\_\_ Jim Donovan

## Media Relations

Media Relations Director \_\_\_\_\_ Derek Inouchi  
 Baseball Contact \_\_\_\_\_ Pakalani Bello  
 Office Phone \_\_\_\_\_ (808) 956-7523  
 Cell Phone \_\_\_\_\_ (808) 291-9234  
 E-Mail Address \_\_\_\_\_ pakalani@hawaii.edu  
 Office Fax \_\_\_\_\_ (808) 956-4470  
 Office Mailing Address  
 UH Sports Media Relations Office  
 1337 Lower Campus Rd.  
 Honolulu, HI 96822-2370  
 Website \_\_\_\_\_ HAWAIIATHLETICS.COM

## Team Information

Head Coach \_\_\_\_\_ Mike Trapasso  
 Alma Mater (Year) \_\_\_\_\_ Oklahoma State (1987)  
 Record at Hawai'i (Years) \_\_\_\_\_ 255-216 (8)  
 Overall Record (Years) \_\_\_\_\_ Same  
 Baseball Office Number \_\_\_\_\_ (808) 956-6247  
 Assistant Coaches \_\_\_\_\_ Chad Konishi, Keith Komeiji  
 Volunteer Assistant \_\_\_\_\_ Isaac Omura  
 2009 Record \_\_\_\_\_ 32-26  
 2009 Conference Record (Finish) \_\_\_\_\_ 11-12 (5th)  
 Lettermen Returning/Lost \_\_\_\_\_ 19/8  
 Position Starters Returning/Lost \_\_\_\_\_ 6/3  
 Position Players Returning/Lost \_\_\_\_\_ 10/4  
 Position Player Newcomers \_\_\_\_\_ 5  
 Starting Pitchers Returning/Lost \_\_\_\_\_ 2/2  
 Pitchers Returning/Lost \_\_\_\_\_ 9/4  
 Pitching Newcomers \_\_\_\_\_ 5

## Hawai'i Baseball History

First Year \_\_\_\_\_ 1923  
 First Year as NCAA Division I \_\_\_\_\_ 1971  
 All-Time Collegiate Record (Years) \_\_\_\_\_ 1,357-822-4 (37)  
 WAC Record \_\_\_\_\_ 430-333-2 (30)  
 NCAA Tournament Appearances (Record) \_\_\_\_\_ 12 (22-24)  
 College World Series Appearances (Years) \_\_\_\_\_ 1 (1980)  
 Highest National Finish \_\_\_\_\_ 2nd (1980)

## Top Returning Position Players

| Player           | Position | G/GS  | AB  | R  | H  | Avg. | 2B | 3B | HR | BB | RBI | OB%  | SB    |
|------------------|----------|-------|-----|----|----|------|----|----|----|----|-----|------|-------|
| Greg Garcia      | SS       | 58/58 | 226 | 46 | 60 | .265 | 11 | 5  | 2  | 30 | 23  | .359 | 6-7   |
| Kevin Macdonald  | 1B       | 58/58 | 221 | 44 | 60 | .271 | 12 | 0  | 14 | 24 | 60  | .352 | 0-2   |
| Sean Montplaisir | OF       | 46/42 | 151 | 30 | 44 | .291 | 16 | 1  | 5  | 18 | 26  | .385 | 2-6   |
| Matt Roquemore   | OF       | 40/39 | 128 | 16 | 36 | .281 | 7  | 1  | 0  | 11 | 12  | .357 | 4-4   |
| Kolten Wong      | 2B/OF    | 58/58 | 226 | 46 | 77 | .341 | 21 | 2  | 11 | 25 | 52  | .418 | 11-15 |

## Top Returning Pitchers

| Player        | R/L | ERA  | W-L | APP | GS | CG | SV | IP   | H   | R  | ER | BB | SO |
|---------------|-----|------|-----|-----|----|----|----|------|-----|----|----|----|----|
| Nate Klein    | R   | 5.10 | 3-4 | 11  | 10 | 0  | 0  | 60.0 | 69  | 38 | 34 | 13 | 47 |
| Connor Little | R   | 6.49 | 3-0 | 15  | 5  | 0  | 0  | 34.2 | 42  | 26 | 25 | 19 | 26 |
| Matt Sisto    | R   | 4.37 | 5-4 | 14  | 13 | 2  | 0  | 82.1 | 104 | 48 | 40 | 14 | 50 |
| Sam Spangler  | L   | 4.17 | 5-3 | 19  | 0  | 0  | 4  | 45.1 | 49  | 24 | 21 | 14 | 48 |

## Top Position Players Lost

| Player           | Position | Stats                                   | Reasoning             |
|------------------|----------|---|-----------------------|
| Vinnie Catricala | 3B       | .349, 13 HR, 13 2B, 44 RBI, 51 R, 36 BB | 10th round, MLB draft |
| Landon Hernandez | C        | .252, 22 RBI, 21 R, 6 HR, 7 2B          | senior season         |
| Ryan Morford     | 2B       | .305, 36 R, 22 RBI, 4 HR, 12 2B         | senior season         |

## Top Pitchers Lost

| Player          | R/L | Stats                         | Reasoning     |
|-----------------|-----|-------------------------------|---------------|
| Jared Alexander | R   | 3-3, 7.26 ERA, 53.1 inn, 32 K | senior season |
| Jayson Kramer   | R   | 5-4, 3.47 ERA, 93.1 inn, 45 K | senior season |

# MAHALO

TO OUR  
PLATINUM-LEVEL CORPORATE PARTNERS



**AMERICAN**  
Savings Bank



**OUTRIGGER**  
HOTELS · RESORTS<sup>SM</sup>



**FARMERS**  
HAWAII



**HAWAIIAN**  
AIRLINES.



**First Hawaiian Bank**

OCEANIC  
**TIME WARNER CABLE**  
THE POWER OF YOU™



**pepsi**



**Hawaiian Telcom**



**Bank of Hawaii**

**CALIFORNIA**  
HOTEL · CASINO · LAS VEGAS



**The Honolulu Advertiser**  
HonoluluAdvertiser.com  
HAWAII'S **Complete** SOURCE



**Jack**  
in the box



**Bank of America**



**verizon**wireless

## SPORTS MEDIA RELATIONS

1337 Lower Campus Rd.  
Honolulu, HI 96822  
Main Office: (808) 956-7523  
Main Fax: (808) 956-4470  
E-mail: [mediarel@hawaii.edu](mailto:mediarel@hawaii.edu)



### DEREK INOUCHI

Media Relations Director  
Work: (808) 956-4478  
Cell: (808) 954-0234  
E-mail: [inouchi@hawaii.edu](mailto:inouchi@hawaii.edu)  
Alma Mater: Hawai'i, 1996  
Sport Assignments: Football,

Cross Country/Track & Field, M/W Golf, Men's Volleyball



### NEAL IWAMOTO

Assistant Director  
Work: (808) 956-9748  
Cell: (808) 375-6819  
E-mail: [niwamoto@hawaii.edu](mailto:niwamoto@hawaii.edu)  
Alma Mater: Santa Clara, 1995,  
Hawai'i, 1998

Sport Assignments: Secondary Football, Men's Basketball, M/W Tennis, Sailing



### PAKALANI BELLO

Assistant Director  
Work: (808) 956-7506  
Cell: (808) 291-9234  
E-mail: [pakalani@hawaii.edu](mailto:pakalani@hawaii.edu)  
Alma Mater: Colorado, 2001  
Sport Assignments: Women's

Soccer, Baseball



### KARA NISHIMURA

Assistant Director/  
Graphic Designer  
Work: (808) 956-5087  
Cell: (808) 497-0638  
E-mail: [karakn@hawaii.edu](mailto:karakn@hawaii.edu)  
Alma Mater: Purdue, 1993

Sport Assignment: Softball



### RYAN REGGIANI

Assistant Director  
Work: (808) 956-4480  
Cell: (808) 457-7687  
E-mail: [reggiani@hawaii.edu](mailto:reggiani@hawaii.edu)  
Alma Mater: Fresno State, 2001  
Sport Assignments: Women's

Volleyball, Women's Basketball, Water Polo, M/W Swimming & Diving



### JAY METZGER

Multimedia Specialist  
Work: (808) 956-4479  
Cell: (808) 295-4353  
E-mail: [jmetzger@hawaii.edu](mailto:jmetzger@hawaii.edu)  
Alma Mater: Menlo, 1995



### TROY YAMAMOTO

Internet Specialist  
Work: (808) 956-9647  
E-mail: [troyy@hawaii.edu](mailto:troyy@hawaii.edu)  
Alma Mater: Hawai'i, 1996

This publication has been provided to enhance fan participation and assist the media in the coverage of Rainbow baseball. The Sports Media Relations Office will follow up with weekly releases during the season to keep the media informed about the Rainbow baseball team.

### MEDIA CREDENTIALS

Requests for working press, photo and broadcast credentials for 2010 home baseball games should be made in writing on company letterhead at least two weeks prior to the game. Direct all requests to:

Pakalani Bello  
Asst. Sports Media Relations Director  
1337 Lower Campus Rd.  
Honolulu, HI 96822-2370

Credentials will be available on game day at the pass gate of the Les Murakami Stadium. A picture ID is required to pick up items at the pass gate.

Due to the limited space available in the press box, those news outlets covering the Rainbows or their opponents on a regular basis will receive top priority. All other credentials for print media are issued on the basis of space availability. ESPN 1420, which has the radio rights for UH baseball, will be the only local radio station to receive season credentials. Local radio stations with a full-time sports director conducting a daily sports show of notable length will receive first consideration.

### INTERVIEW POLICY

All players and coaches will be available for interviews before practice during the season. If you wish to interview a particular player at a specific time, in person or by telephone, arrangements should be made through the Sports Media Relations Office at least 24 hours in advance.

### PHOTOGRAPHERS

Photo passes are available for accredited news media and should be ordered in the same manner as press credentials. In accordance with NCAA and WAC rules, photographers must wear their credentials and must stay within the designated photo area. No credentials will be issued to freelance photographers, cutline workers, equipment carriers or radio station representatives, except for the two originating stations.

### SERVICES

Programs and pre-game notes will be distributed prior to each game. Box scores will be distributed after each game. Final box scores with play-by-play will be available at the conclusion of the game. Box scores will also be sent via e-mail and will be available online at [HAWAIIATHLETICS.COM](http://HAWAIIATHLETICS.COM) after the conclusion of the game.

### POST-GAME INTERVIEWS

UH coaches and players will be available for interviews following a 10-minute cooling-off period after each game. All media members should notify a Sports Media Relations representative with their request for interviews. The coaches and players will be available for interviews outside of the team's dugout.

### INTERNET SERVICES

Ethernet lines are available in the press box, as well as wireless access. All persons using UH's access to the Internet are expected to abide by UH rules for Internet surfing. All access given is expected to be used for professional purposes only.

### HAWAIIATHLETICS.COM

The UH Athletics website ([HAWAIIATHLETICS.COM](http://HAWAIIATHLETICS.COM)) features a video component, photo galleries, and online media guides in addition to the existing player and coach biographies, press releases, schedules and everything else you need to know about UH Athletics. In addition, a .pdf version of every UH media guide will now be available on the website.

### WHAT'S AN 'OKINA?

**Q:** Ever wondered what that punctuation mark in the word Hawai'i is?

**A:** In the Hawaiian language, it's called an 'okina, which translated literally in English means separator. Phonetically it is referred to as a glottal stop, similar to the sound that would be made in the English oh-oh. The 'okina is actually a letter in the Hawaiian language and typed out looks like a backwards apostrophe. The practice of the UH Sports Media Relations office is to use the 'okina in all Hawaiian words in which they occur.

### IMPORTANT PHONE NUMBERS

**Phone:** (808) 956-7523  
**Fax:** (808) 956-4470  
**E-mail:** [mediarel@hawaii.edu](mailto:mediarel@hawaii.edu)  
**SSC Press Row:** (808) 956-9408  
**SSC Media Work Room:** (808) 956-7148  
**Mailing Address:**

UH Sports Media Relations Office  
1337 Lower Campus Road  
Honolulu, HI 96822

**TELEVISION STATIONS**

**KFVE (K5-THE HOME TEAM)**

Jim Leahey, Sports Director/  
Play-by-Play  
Pal Eldredge, Color Analyst  
150-B Puuhale Rd.  
Honolulu, HI 96819  
Phone: (808) 847-3246  
Fax: (808) 845-3616  
Website: www.khnl.com

**KGMB (CBS)**

**KHNL (NBC)**

Mike Cherry, Sports Director  
420 Waiakamilo Road, Ste. 205  
Honolulu, HI 96817  
Phone: (808) 847-1112  
Fax: (808) 847-3298  
Website: www.HawaiiNewsNow.com

**KHON (FOX)**

Kanoa Leahey, Sports Director  
88 Pi'ikoi St.  
Honolulu, HI 96814  
Phone: (808) 591-4289  
Fax: (808) 593-2418  
Website: www.khon.com

**KITV (ABC)**

Robert Kekaula, Sports Director  
801 South King St.  
Honolulu, HI 96813  
Phone: (808) 535-0440  
Fax: (808) 536-8993  
Website: www.kitv.com

**RADIO STATIONS**

**ESPN 1420**

Duane Kurisu, President  
Don Robbs, Play-by-Play  
900 Fort St., Suite 700  
Honolulu, HI 96813  
Phone: (808) 536-3624  
Fax: (808) 548-0608  
Website: www.espn1420am.com

**WIRE SERVICES**

**ASSOCIATED PRESS**

Jaymes Song, Reporter  
Seven Waterfront Plaza, Suite 590  
500 Ala Moana Blvd.  
Honolulu, HI 96813  
Phone: (808) 536-5510  
Fax: (808) 531-1213  
Website: www.ap.org

**OAHU NEWSPAPERS**

**HONOLULU ADVERTISER**

Curtis Murayama, Sports Editor  
Stacy Kaneshiro, Baseball Beat  
Ferd Lewis, Columnist  
P.O. Box 3110  
Honolulu, HI 96802  
Phone: (808) 525-8040  
Fax: (808) 525-5491  
Website: www.honoluluadvertiser.com

**HONOLULU STAR-BULLETIN**

Paul Arnett, Sports Editor  
Billy Hull, Baseball Beat  
Dave Reardon, Columnist  
Seven Waterfront Plaza  
500 Ala Moana Blvd., #210  
Honolulu, HI 96813  
Phone: (808) 529-4782  
Fax: (808) 529-4787  
Website: www.starbulletin.com

**KA LEO O HAWAI'I  
(STUDENT NEWSPAPER)**

Ashley Nonaka, Sports Editor  
University of Hawai'i  
1755 Pope Rd.  
Honolulu, HI 96822  
Phone: (808) 956-3215  
Fax: (808) 956-9962  
Website: www.kaleo.org

**NEIGHBOR ISLAND  
NEWSPAPERS**

**THE GARDEN ISLAND (KAUA'I)**

David Simon, Sports Editor  
P.O. Box 231  
Lihue, HI 96766  
Phone: (808) 245-3681  
Fax: (808) 245-5286  
Website: www.kauaiworld.com

**HAWAI'I TRIBUNE HERALD (HAWAI'I)**

Bill O'Rear, Sports Editor  
P.O. Box 767  
Hilo, HI 96721  
Phone: (808) 935-6621  
Fax: (808) 961-3680  
Website: www.hawaiitribune-herald.com

**WEST HAWAI'I TODAY (HAWAI'I)**

Joe Ferraro, Sports Editor  
P.O. Box 789  
Kailua-Kona, HI 96745  
Phone: (808) 329-9315  
Fax: (808) 329-4860  
Website: www.westhawaii.com

**MAUI NEWS (MAUI)**

Brad Sherman, Sports Editor  
P.O. Box 550  
Wailuku, HI 96793  
Phone: (808) 244-3981  
Fax: (808) 242-9087  
Website: www.mauinews.com

**HAWAI'I TELEVISION SCHEDULE**

KFVE-TV is scheduled to televise 20 of the 35 home games in 2010. Jim Leahey and Pal Eldredge have been calling the action at Rainbow baseball games for over 20 years.

**2010 TELEVISION SCHEDULE**

| Date    | Opponent              | Time       |
|---------|-----------------------|------------|
| Feb. 21 | Oregon State          | 1:05 p.m.  |
| Feb. 22 | Oregon State          | 5:05 p.m.  |
| Feb. 28 | Oregon                | 1:05 p.m.  |
| Mar. 4  | Citadel               | 6:35 p.m.  |
| Mar. 5  | Citadel (DH)          | 3:35 p.m.  |
| Mar. 6  | Citadel               | 12:05 p.m. |
| Mar. 12 | Southern California   | 6:35 p.m.  |
| Mar. 13 | Southern California   | 6:35 p.m.  |
| Mar. 14 | Southern California   | 1:05 p.m.  |
| Mar. 15 | Southern California   | 6:35 p.m.  |
| Mar. 21 | Air Force             | 1:05 p.m.  |
| Mar. 22 | Air Force             | 6:35 p.m.  |
| Apr. 4  | Gonzaga               | 1:05 p.m.  |
| Apr. 30 | Nevada                | 6:35 p.m.  |
| May 2   | Nevada                | 1:05 p.m.  |
| May 13  | New Mexico State      | 6:35 p.m.  |
| May 14  | New Mexico State (DH) | 3:35 p.m.  |
| May 16  | New Mexico State      | 1:05 p.m.  |

**UH'S SOCIAL MEDIA SITES**

In order to broaden its reach to fans worldwide, UH Athletics has entered the online world of social networking with the launch of Facebook, Twitter and YouTube pages.



Twitter page is available at  
[twitter.com/HawaiiAthletics](http://twitter.com/HawaiiAthletics)



Facebook page is available at  
[www.facebook.com/HawaiiAthletics](http://www.facebook.com/HawaiiAthletics)



YouTube channel is available at  
[www.youtube.com/HawaiiAthletics](http://www.youtube.com/HawaiiAthletics)



In its 48th year, the Western Athletic Conference continues to evolve and feature some of the nation's best intercollegiate competition. One thing that remains unchanged is the persistent nature of the nine schools in the WAC to advance their programs to contend at the top levels of the NCAA.

The WAC provides its student-athletes the chance to travel to scenic destinations and gain exposure in some of the nation's most diverse markets. In addition, the WAC's student-athletes work to achieve the highest levels of success with the academic support of their respective institutions.

The WAC has experienced tremendous success. The WAC has sent a total of 27 teams to bowl games since 2001, including more than half of its teams in 2008 with a record-tying five teams. Boise State has won 88 football games since joining the conference, the second-most in the nation during that time span (2001-08). The conference sent teams to back-to-back BCS games as Hawai'i earned a bid to the 2008 Sugar Bowl following Boise State's unforgettable victory in the 2007 Fiesta Bowl. In men's

basketball, the WAC has sent at least two teams to the NCAA Tournament in 23 of the past 26 seasons. Every current school in the WAC has competed in the NCAA Tournament since 1990. In baseball, the WAC has boasted two national champions since 2003 including Fresno State's College World Series victory in 2008. In women's sports, Fresno State softball has competed in every NCAA Tournament ever held while Louisiana Tech basketball has played in all but three.

Current WAC alums have made their presence felt as well. David Carr (Fresno State) was the first player selected in the 2002 NFL Draft. Cheryl Ford (Louisiana Tech) was named the WNBA Rookie of the Year and helped the Detroit Shock win the league's championship in 2003. In 2004, the United States' softball team won the Olympic gold medal with former Fresno State players Laura Berg and Lovie Jung. Jeff Weaver (Fresno State) earned the win in the St. Louis Cardinals' World Series-clinching victory in 2006. Quarterback Colt Brennan (Hawai'i) finished third in the 2007 Heisman Trophy voting, and in 2008, Natasha Kai (Hawai'i) helped the United States to a gold medal in soccer at the Olympics in Beijing.

In 2001, the WAC partnered with ESPN for coverage of football and basketball, giving the conference national exposure from one of the most respected broadcast entities in the country. An extension was signed in 2008 that guarantees over 300 regular-season WAC contests and 45 championship events will be aired on the ESPN networks through the spring of 2017. The WAC also officially added WAC.tv in 2006 to give fans streaming internet access to many of its postseason championships including volleyball, soccer, swimming and diving, basketball, gymnastics, softball and baseball.

The WAC is the sixth oldest among the nation's 11 Division I-A conferences. Its history traces back to July 27, 1962, when the original six-team league of Arizona, Arizona State, Brigham Young, New Mexico, Utah and Wyoming began competition.

Presently, the WAC crowns team and individual champions in 19 sports – eight men's and 11 women's. For the men, there are championships in baseball, basketball, cross country, football, golf, tennis, indoor track and field and outdoor track and field. Championships for women are held in basketball, cross country, golf, gymnastics, soccer, softball, swimming and diving, tennis, indoor track and field, outdoor track and field and volleyball.

The WAC office has been located in the Denver area since the conference's inception with the exception of a two-year stay in Phoenix from 1964-66.

### WAC FACTS

Founded: 1962  
 Address: 9250 E. Costilla Ave., Suite 300  
 Englewood, CO 80112-3662  
 Affiliations (Year Joined WAC):  
 Boise State (2001), Fresno State (1992), Hawai'i (1979),  
 Idaho (2005), Louisiana Tech (2001), Nevada (2000),  
 New Mexico State (2005), San Jose State (1996), Utah  
 State (2005)  
 Men's Sports  
 Baseball, Basketball, Cross Country, Football, Golf,  
 Indoor Track & Field, Outdoor Track & Field, Tennis  
 Women's Sports  
 Basketball, Cross Country, Golf, Gymnastics, Indoor  
 Track & Field, Outdoor Track & Field, Soccer,  
 Softball, Swimming & Diving, Tennis, Volleyball  
 Phone: (303) 799-9221  
 Fax: (303) 799-3888  
 Website: wacsports.com  
 Commissioner: Karl Benson  
 Assistant Commissioner (Media Relations): Dave  
 Chaffin  
 Director of Media Relations: Jason Erickson

### UH HISTORY IN THE WAC

#### WAC Championships

##### Football

1992, 1999, 2007

##### Men's Basketball

Tournament: 1993-94, 2000-01, 2001-02  
 Regular Season: 1996-97, 2001-02

##### Women's Basketball

Regular Season: 1997-98

##### Baseball

Playoff Winner: 1980, 1982, 1984,  
 1987, 1989, 1992  
 Southern Division Champion: 1980,  
 1981, 1982, 1984  
 Western Division Champion: 1987  
 Regular-Season Champion: 1991, 1992

##### Women's Volleyball

Tournament: 1998, 2001, 2002, 2003,  
 2004, 2005, 2006, 2007, 2008  
 Regular Season: 1996, 1997, 1998,  
 1999, 2000, 2001, 2002, 2003, 2004,  
 2005, 2006, 2007, 2008

##### Soccer

Tournament: 2007  
 Regular Season: 2003, 2005, 2007

##### Softball

Regular Season: 2003, 2007

##### Women's Swimming and Diving

Tournament: 2006

##### Men's Tennis

Tournament: 2008, 2009

#### WAC Championships Hosted

##### Women's Volleyball

2008

##### Women's Soccer

2004

##### Women's Softball

2008

##### Men's and Women's Tennis

1984, 2005, 2009

##### Cross Country

1992, 2001

##### Track and Field

2006

##### Baseball

1980, 1982, 1984, 1988, 1989, 1990,  
 1991, 1992, 2009

##### Men's Golf

1986, 2002

##### Women's Golf

2003

#### Commissioner's Cup

*Awarded to the school that performs  
 the best in all WAC-sponsored sports*

| Season  | Finish (Teams) |
|---------|----------------|
| 2008-09 | 7th (9)        |
| 2007-08 | 3rd (9)        |
| 2006-07 | 4th (9)        |
| 2005-06 | 15th (9)       |
| 2004-05 | 7th (10)       |
| 2003-04 | 8th (10)       |
| 2002-03 | 7th (10)       |

#### Joe Kearney Award

*Awarded to the top male and female  
 athlete in the WAC*

##### 2007-08

Emma Friesen, Diving

##### 2006-07

Colt Brennan, Football  
 Kanoe Kamana'o, Volleyball

##### 2005-06

Kanoe Kamana'o, Volleyball

##### 2003-04

Kim Willoughby, Volleyball

##### 2002-03

Kim Willoughby, Volleyball/Basketball

#### Stan Bates Award

*Awarded to the top male and female  
 student-athlete in the WAC*

##### 2008-09

Annett Wichmann, Track & Field

##### 2006-07

Lauri Hakala, Men's Volleyball

##### 2004-05

Tracie Uchima, Softball

##### 1996-97

Angelica Ljungquist, Women's Volleyball

##### 1992-93

Jason Elam, Football

##### 1980-81

Blane Gaison, Football



## General

Hawai'i showed a lot of promise in the 2009 season, moving back into the national rankings for a few weeks while posting an early-season RPI that was in the top 10 in the country. But the rigors of a season that sent the 'Bows on the road for five different trips eventually got to the team as they ended up finishing fifth in the Western Athletic Conference standings with an overall record of 32-26.

Along the way, the Rainbows found a new identity, becoming a team that hit for a lot of power. UH broke the single-season school home run record, blasting 64 homers as a team. Three players, Kevin Macdonald (14), Vinnie Catricala (13) and Kolten Wong (11), each had a season that ranked in the top 10 for individual homers in a season.

This year, Hawai'i looks to build on the early-season success and hold on through the grueling WAC schedule. UH returns six starting position players, led by Wong, who will move from centerfield to second base this season. Macdonald and Greg Garcia also return after starting all games in 2009, at first base and shortstop, respectively. Sean Montplaisir, Matt Roquemore, Christian Johnson and Jeff Van Doornum all started at least 35 games last season as well, giving UH a lot of experienced options in the outfield.

The pitching staff also comes into 2010 with a lot of experience as UH lost only two pitchers that logged at least 20 innings in Jayson Kramer and Jared Alexander. Kramer was the staff ace, earning first-team all-WAC honors in 2009, while Alexander was a first-team all-WAC pitcher in 2008.

Returning to the rotation will be Nate Klein and Matt Sisto, who combined to log 142.1 innings in 2009. UH also returns the four pitchers with the most appearances last season in Sam Spangler (19), Josh Slaats (18), Connor Little (15) and Harrison Kuroda (15), giving UH a lot of experienced arms they can look to.

Along with the returnees, Hawai'i brings in 10 newcomers, many of which are expected to push for playing time right away.

### 2010 WAC Baseball Coaches' Poll

| Rk | Team           | 1 | 2 | 3 | 4 | 5 | 6 | Total |
|----|----------------|---|---|---|---|---|---|-------|
| 1. | Fresno St.     | 5 | - | - | - | 1 | - | 32    |
| 2. | New Mexico St. | 1 | 2 | 2 | 1 | - | - | 27    |
| 3. | Hawai'i        | - | 2 | 4 | - | - | - | 26    |
| 4. | Louisiana Tech | - | 3 | - | 1 | 2 | - | 22    |
| 5. | San Jose State | 1 | - | 1 | 2 | 1 | 1 | 19    |
| 6. | Nevada         | - | - | - | 3 | 3 | - | 15    |
| 7. | Sacramento St. | - | - | - | - | - | 6 | 6     |

### Preseason All-WAC Team

| Pos | Player           | Yr. | Team             |
|-----|------------------|-----|------------------|
| OF  | Dusty Robinson   | So. | Fresno State     |
| OF  | Sean Montplaisir | Jr. | Hawai'i          |
| OF  | Westley Moss     | Sr. | Nevada           |
| OF  | Jason Martin     | Jr. | San Jose State   |
| 1B  | Shaun Kort       | Sr. | Nevada           |
| 2B  | Danny Muno       | Jr. | Fresno State     |
| SS  | Greg Garcia      | Jr. | Hawai'i          |
| 3B  | Corey Valine     | Sr. | San Jose State   |
| C   | Trent Garrison   | So. | Fresno State     |
| UTI | Jared Jordan     | Sr. | New Mexico State |
| DH  | Nick Melino      | So. | Nevada           |
| SP  | Derek Benny      | So. | Fresno State     |
| SP  | Nate Klein       | Sr. | Hawai'i          |
| SP  | Jesse Darrah     | So. | Sacramento State |
| RP  | Tyler Graham     | Sr. | Nevada           |
| RP  | Scott Coffman    | So. | New Mexico State |

Player of the Year: Danny Muno, Jr., Fresno State

Pitcher of the Year: Derek Benny, So., Fresno State

## Catchers

### Returnees

| No | Name        | Ht  | Wt  | Cl  | Notes                                      |
|----|-------------|-----|-----|-----|--|
| 25 | Kevin Fujii | 5-9 | 190 | Sr. | Earned 2009 All-WAC Tournament Team honors |
| 33 | Nick Croce  | 6-2 | 180 | Fr. | Redshirted in 2009.                        |

### Newcomers

| No | Name          | Ht  | Wt  | Cl  | Notes                            |
|----|---------------|-----|-----|-----|----------------------------------|
| 19 | David Freitas | 6-3 | 225 | Jr. | 2009 Junior College All-American |

The Rainbows will need to find a replacement at catcher after three-year starter Landon Hernandez finished his eligibility in 2009. Hernandez was an all-WAC player for the 'Bows who made 162 career starts behind the plate.

Junior College All-American David Freitas is expected to take majority of the load, while Kevin Fujii, who started 17 games last year, will also see significant playing time at catcher. Fujii came in to start the last 10 games of the season, playing well enough to earn All-WAC Tournament honors. Nick Croce will also serve as a backup, providing depth to the position.

### Trapasso's Take

*David Freitas is a junior-college transfer. He's a big, physical kid that does a good job receiving. We would like him to be a middle of the order bat as well. Kevin Fujii has been a great team player for four years now. He stepped in last year to spell Landon and then played very well when Landon got hurt. He's definitely a guy that has the defensive skills that allow us not to miss a beat. Nick Croce adds depth to the position.*

Kevin Fujii



## Starting Pitchers

### Returns

| No | Name          | Ht   | WT  | Cl  | Notes   |
|----|---------------|------|-----|-----|---|
| 15 | Connor Little | 6-5  | 220 | So. | Finished 3-0 with a 6.49 ERA in 34.2 innings in 2009      |
| 22 | Josh Slaats   | 6-5  | 230 | Jr. | Had four saves and a 2-2 record in 27.0 innings in 2009   |
| 23 | Sam Spangler  | 6-2  | 200 | Jr. | Went 5-3 with four saves in 19 appearances in 2009        |
| 24 | Matt Sisto    | 6-4  | 230 | So. | 2009 All-Ping! Freshman Team honoree                      |
| 29 | Alex Capaul   | 6-2  | 210 | Jr. | Has 22 career appearances and seven starts in two seasons |
| 31 | Nate Klein    | 5-11 | 185 | Sr. | 2010 Preseason All-WAC                                    |

Hawai'i returns much of their starting rotation from 2009 as two weekend starters, Nate Klein and Matt Sisto, are both back, while Connor Little and Alex Capaul combined for eight other starts last season.

UH will have to fill the voids left by all-WAC players Jayson Kramer and Jared Alexander. Kramer was the top Rainbow pitcher in 2009, going 5-4 with a 3.47 ERA in 93.1 innings pitched, earning first-team all-WAC honors. Alexander was a 2008 first-team all-WAC honoree. He struggled through injuries in 2009, but still made 12 starts, logging 53.1 innings.

Sisto is the top returning starter for the 'Bows, making 13 starts with a 5-4 record and a 4.37 ERA in 82.1 innings. He pitched two complete games, striking out 50 with 14 walks to help earn freshman all-Ping! honors.

Klein made 10 starts in 2009, logging 60.0 innings with a 5.10 ERA and 47 strikeouts in 60.0 innings. He had a bunch of quality starts during the year, pitching at least six innings in half of his starts. Klein earned WAC Pitcher of the Week honors for his win at Fresno State (May 9).

Little made five starts in 15 appearances in '09. He held a 3-0 record with a 6.49 ERA in 34.2 innings. Little had a knack for doing well against good teams. He got the victory over No. 18 Coastal Carolina (Mar. 28), allowing just two runs in 6.2 innings. He then pitched 3.0 perfect innings in a start at No. 1 Arizona State (Apr. 21), before leaving the game only because he was on a pitch count.

Capaul started three games in 2009, also making four starts in 2008. He held a 9.86 ERA in '09, logging 21.0 innings. His best outing came in a win at Santa Clara (Apr. 7), allowing three runs in 6.0 innings with five strikeouts.

Sam Spangler, UH's team-leader with 19 appearances in 2009, is expected to make the move to the starting rotation this year. The lefty was 5-3 with four saves, striking out 48 in 45.1 innings with a 4.17 ERA. Spangler started the season with a streak of 14.0 innings without an earned run, including two scoreless appearances on the Minnesota trip that earned him WAC Pitcher of the Week honors.

Also expected to move into the rotation is Josh Slaats. Slaats was 2-2 with four saves in 18 appearances in 2009, striking out 30 in 27.0 innings pitched.

### Trapasso's Take

*We have options. First and foremost, we're moving Sam Spangler in the rotation. He's a little behind the other guys on pitch count, but he'll catch up by the third or fourth series. He's really worked on consistency in his changeup. But we still have Klein and Matt Sisto back, two guys who were in the rotation last year.*

*The other spot in the rotation is where we have some good competition. Josh Slaats has really earned the spot in the rotation the first couple of weeks because of the way he has pitched in the fall and so far in the spring. He made a couple mechanical adjustments that helped him with his fastball command and developed a changeup, so he's now a three-pitch guy. We need him to pitch under scoreboard pressure like he has been pitching in scrimmages. If he does that, he'll have a good year and probably end up being a good draft.*

*We also have Alex Capaul, who is similar to Slaats in the success he's had all fall and then carrying over to the spring. He just has to do it in game situations. Those two guys came in with a lot of potential and have gained maturity each year. We need that maturity to take root in production this year.*

*Connor Little started some games for us last year. He had a good fall but struggled with command in the spring. But he definitely has the ability, before he leaves here, to be a Friday guy.*


Nate Klein



Matt Sisto



Sam Spangler



## Relief Pitchers

### Returns

| No | Name            | Ht   | Wt  | Cl  | Notes   |
|----|-----------------|------|-----|-----|---|
| 2  | Jesse Moore     | 5-10 | 160 | So. | Made 12 appearances with a 4.88 ERA in 2009   |
| 20 | Harrison Kuroda | 5-9  | 190 | Sr. | Had a 4-1 record in 15 appearances in 2009    |
| 34 | Lenny Linsky    | 6-2  | 205 | So. | Was 1-1 with a save in 12 appearances in 2009 |

### Newcomers

| No | Name           | Ht   | Wt  | Cl  | Notes   |
|----|----------------|------|-----|-----|---|
| 6  | Trent Allianic | 6-0  | 185 | Fr. | Two-time all-conference honoree                             |
| 27 | Blair Walters  | 6-0  | 200 | Jr. | Two-time all-league at Ventura CC                           |
| 28 | Derek Brown    | 6-1  | 185 | Fr. | Named to all-area team in basketball, football and baseball |
| 32 | Zach Gallagher | 5-11 | 190 | Jr. | 2009 league MVP at Columbia Basin College                   |
| 39 | Randy Yard     | 6-0  | 170 | Jr. | Transfer from Central Arizona College                       |

Hawai'i will return the majority of the arms that came out of the bullpen in 2009, although a couple of those players will likely move into the starting rotation this season.

Sam Spangler and Josh Slaats led the team with 19 and 18 appearances, respectively. But both are vying for spots in the weekend starting rotations.

Lenny Linsky will move into the closer role in 2010. The sophomore was 1-1 with a save in 2009, making 12 appearances with an 8.47 ERA.

Harrison Kuroda had 15 appearances in 2009, holding a record of 4-1 with a 7.98 ERA in 29.1 innings.

Jesse Moore had 12 appearances, holding a 4.88 ERA in 24.0 innings pitched.

Newcomer Zach Gallagher is expected to make an immediate impact after playing two seasons at Columbia Basin College in Pasco, Wash. He was a two-time all-league honoree, earning league MVP honors in 2009. Gallagher led his team to the conference championship in 2009.

Freshman Trent Allianic will also likely see time early on. Allianic helped lead his team to the 2008 Division II state championship, earning all-conference honors in 2007 and '08.

Blair Walters will give UH a lefty arm out of the bullpen. He was a two-time all-league honoree at Ventura Community College.

Freshman Derek Brown and junior-college transfer Randy Yard will provide added depth in the bullpen.

### Trapasso's Take

*We'll have some options with any of those guys. Between Capaul and Little, when they aren't starting, are quality guys coming out of the bullpen. Zach Gallagher is a junior-college transfer who needs to get more consistent with fastball command but has good stuff.*

*Trent Allianic is going to be a weekend starter for us eventually. But he'll be in the bullpen as a freshman. He has great stuff, he's a great worker and he won't be scared. He'll go out there and compete. Blair Walters is going to help us as a lefty, situational guy. Coming out of the bullpen, he'll have good stuff.*

*Jesse Moore hopefully can pick up where he left off last year. He's so versatile. He can go in long relief and give you five innings. He can be a setup guy. He can close. I'm convinced if he started he could give a good five to six innings. He may be as key to our staff as anyone. If he's throwing well and not overthrowing, he's really capable of bridging the gap from starter to closer.*

*The closer is going to be Linsky this year. He dropped his arm angle down this year and that's created higher velocity and great sink. But he has to throw strike one to be our closer. He has to have fastball command. But he has dominant stuff if it is in the zone.*

*We have Kuroda coming back for a sixth year, for which we are very fortunate. Harry is very effective one time through the lineup, in particular at home in this ballpark. He is the happiest guy that we are playing more games at home than in the past.*

Jesse Moore



Harrison Kuroda



Lenny Linsky



## Infielders

### Returns

| No | Name                | Ht   | Wt  | Cl  | Notes   |
|----|---------------------|------|-----|-----|---|
| 5  | Greg Garcia         | 5-11 | 170 | Jr. | Two-time all-WAC; 2010 Preseason All-WAC                |
| 7  | Russell Doi         | 5-10 | 170 | Fr. | Redshirted in 2009                                      |
| 13 | Jeffrey Van Doornum | 6-3  | 185 | Jr. | Logged 96 starts in first two seasons                   |
| 14 | Kolten Wong         | 5-9  | 190 | So. | Named to 2010 Golden Spikes Award Watch List            |
| 17 | Josh Chevalier      | 6-0  | 200 | Sr. | Carried a .357 batting average in 12 games in 2009      |
| 26 | Kevin Macdonald     | 6-0  | 200 | Sr. | Finished 2009 with 14 homers and 60 RBI                 |
| 41 | Easton Torigoe      | 5-11 | 185 | So. | Made 10 appearances in 2009, getting two hits and a run |

### Newcomers

| No | Name                | Ht   | Wt  | Cl  | Notes                                       |
|----|---------------------|------|-----|-----|---|
| 4  | Kalani Brackenridge | 5-10 | 175 | Fr. | 44th-round draft pick by the Tampa Bay Rays |
| 9  | Pi'ikea Kitamura    | 6-0  | 200 | Fr. | Two-time all-state honoree                  |

Hawai'i expects to boast another solid infield, returning first baseman Kevin Macdonald and shortstop Greg Garcia while losing senior second baseman Ryan Morford and 2009 MLB 10th-round draft pick Vinnie Catricala at third.

Morford had a great senior year, batting .305 with 36 runs scored. But the void should be filled by super sophomore Kolten Wong, who was the WAC Freshman of the Year in 2009. Wong will move from centerfield to second, where he primarily played for the US National Team this past summer. Wong had a tremendous freshman year, earning first-team all-WAC and second-team all-region honors, already being named to the 2010 Golden Spike Award watch list.

Behind Wong will be redshirt freshman Russell Doi and freshman Kalani Brackenridge, who will play primarily in the outfield.

The other newcomer in the infield will have to replace Catricala, who led the team with a .349 batting average in 2009, finishing with 44 RBI, 51 runs, 13 homers and 13 doubles. The leading candidates at third are freshman Pi'ikea Kitamura and senior Josh Chevalier. Kitamura is a superb defensive infielder who could also spell Garcia at short if needed. He was a two-time all-state honoree at Kamehameha Schools. Chevalier had a good season, primarily as a pinch hitter in 2009, batting .357 with two doubles and three RBI in just 14 at-bats.

Garcia started all 58 games at short in 2009, earning second-team all-WAC honors. He will be backed-up by Jesse Moore, primarily a pitcher, and Kitamura.

Macdonald is coming off a huge season in 2009, finishing with 14 home runs and 60 RBI. Jeff Van Doornum and Easton Torigoe will be behind Macdonald at first.

### Trapasso's Take

*Kevin Macdonald for a couple years has been as good a defensive first baseman as there is in college baseball. Last year, he really came into his own as a run-producer. He needs to stay consistent. If he can change his two-strike approach a little bit and lower his strikeouts, he can produce more runs. He'll be hitting in the four-hole and we have high expectations of him.*

*Backing him up will be Jeff Van Doornum and Easton Torigoe. Van Doornum will also be playing a lot of designated hitter. We're seeing his bat speed from his freshman year come back. It's not there yet, but he's getting closer.*

*Kolten will anchor second base this year. We have high expectations for Kolten and Kolten has high expectations for himself. He will hit in the three-hole and we expect him to have a great year offensively and defensively.*

*Backing up Kolten will be Russell Doi and Kalani Brackenridge. Doi is a very good execution guy. He can do a lot of things with the bat in his hands. Kalani is going to work primarily in the outfield, but I'm looking at Kalani to be great and a top-of-the-order guy before he's done here.*

*Greg Garcia will start at short. He really anchors our defense and anchors the infield. He's developed into one of the better defensive shortstops in college baseball. And I think we are going to see better offense this year. He's been a .300 hitter his whole career. The only time he hit under .300 was last year. The challenge for him will be to stay on top of the baseball.*

*Third base will be Kitamura. He'll split some time with Josh Chevalier. Pi'ikea is tremendous defensively and has tremendous poise. Offensively, we've already seen improvement. I think he'll be a special player here before he's done. Josh has improved his bat speed and he's a good defender at third. He'll definitely be able to help us.*



Greg Garcia



Kolten Wong



Kevin Macdonald

## Outfielders

### Returns

| No | Name              | Ht   | Wt  | Cl  | Notes   |
|----|-------------------|------|-----|-----|---|
| 1  | Matt Roquemore    | 5-10 | 190 | Sr. | Finished 2009 with a .281 batting average and 16 runs |
| 3  | Chase Koissian    | 5-10 | 180 | Fr. | Medical hardship in 2009                              |
| 8  | Sean Montplaisir  | 5-10 | 175 | Jr. | 2010 Preseason All-WAC honoree                        |
| 10 | Christian Johnson | 5-10 | 220 | Sr. | Finished 2009 with six home runs                      |

### Newcomers

| No | Name                | Ht   | Wt  | Cl  | Notes  |
|----|---------------------|------|-----|-----|--|
| 4  | Kalani Brackenridge | 5-10 | 175 | Fr. | Two-time all-OIA selection                   |
| 18 | Collin Bennett      | 6-1  | 205 | So. | Named all-league and all-region at Tacoma CC |
| 21 | Breland Almadova    | 6-1  | 185 | Fr. | 2009 Hawai'i state Player of the Year        |

The outfield is loaded again in 2010, as four players with at least 35 outfield starts return from last year. Kolten Wong played all 58 games in centerfield in 2009, but will move to second base this season.

Sean Montplaisir had a great year in 2009, batting .291 with 30 runs, five homers, 16 doubles and 26 RBI. But he was really impressive in WAC play, batting .411 with 20 RBI, 20 runs, 13 doubles and five home runs.

Backing him up in left will be Kalani Brackenridge, a freshman out of Kapolei High School. Brackenridge was a two-sport athlete at Kapolei, starring in baseball and football. He was taken by the Tampa Bay Rays in the 44th round of the 2010 MLB Draft.

Freshman Breland Almadova could get the start in centerfield. Almadova was the 2009 Hawai'i state Player of the Year, leading his 'Iolani Red Raiders to a league title and the top seed in the state tournament. Almadova also starred for the 'Iolani football team that won back-to-back Division II state championships.

Matt Roquemore may also play in center. He's made 123 appearances in his career at UH, carrying a .281 batting average in 2009 with 16 runs and 12 RBI.

Sophomore transfer Collin Bennett is expected to start in right. He had a tremendous season at Tacoma Community College in 2009, batting .391 with 22 RBI, 27 runs and five home runs, while earning all-conference and all-division honors.

Chase Koissian made six appearances in 2009 before sitting out the rest of the year due to a medical hardship. He will add depth to the outfield.

Christian Johnson played a lot in 2009, showing some power with six homers, six doubles and 23 RBI. He may give some depth in the outfield while providing a power source off the bench.

### Trapasso's Take

*In left field, we have Montplaisir and Brackenridge. We could also play Roquemore or Koissian out there. Those two can play all three outfield positions well. They're both valuable in their versatility. Montplaisir has gotten better each year, really turning it on in conference play last year. He put himself in a position where we'll look to him for good numbers. Brackenridge is a guy that will be a star for us. The key is just getting him at-bats.*

*In centerfield will be Almadova, with Roquemore and Bennett also able to play a very good centerfield as well. Almadova has very good size and is a very good runner. I like him as a leadoff hitter for this team. He brings great intensity and worked hard to change his swing from being a fly-ball hitter in high school to now getting on top of the ball and using his speed more.*

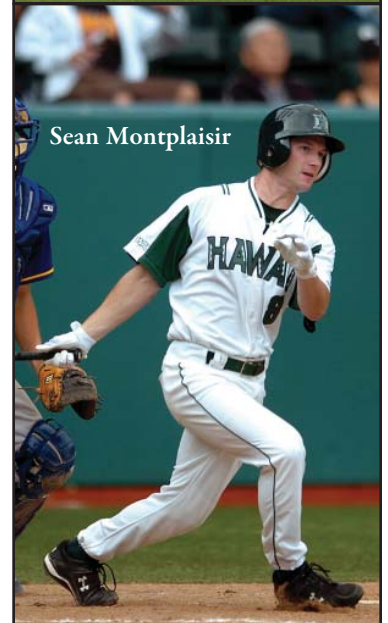
*In right field, we have Collin Bennett. He put up tremendous numbers in junior college before transferring here for his sophomore year. He's been making some adjustments with his swing, and it may take a little time, but when that swing is working right, the ball just comes off his bat different from anyone else we have. I think we're going to see great things from Bennett.*

*Chase Koissian ended up redshirting last year. He's similar to Roquemore and Montplaisir in they're just athletic guys that do a lot of things well. He can run, can hit, can throw. He adds a lot of depth in the outfield, which is where we are deepest.*

*Christian Johnson played a lot of right field for us last season. He's a guy that brings something different in that he can bring us power in a pinch-hit position.*



Matt Roquemore



Sean Montplaisir



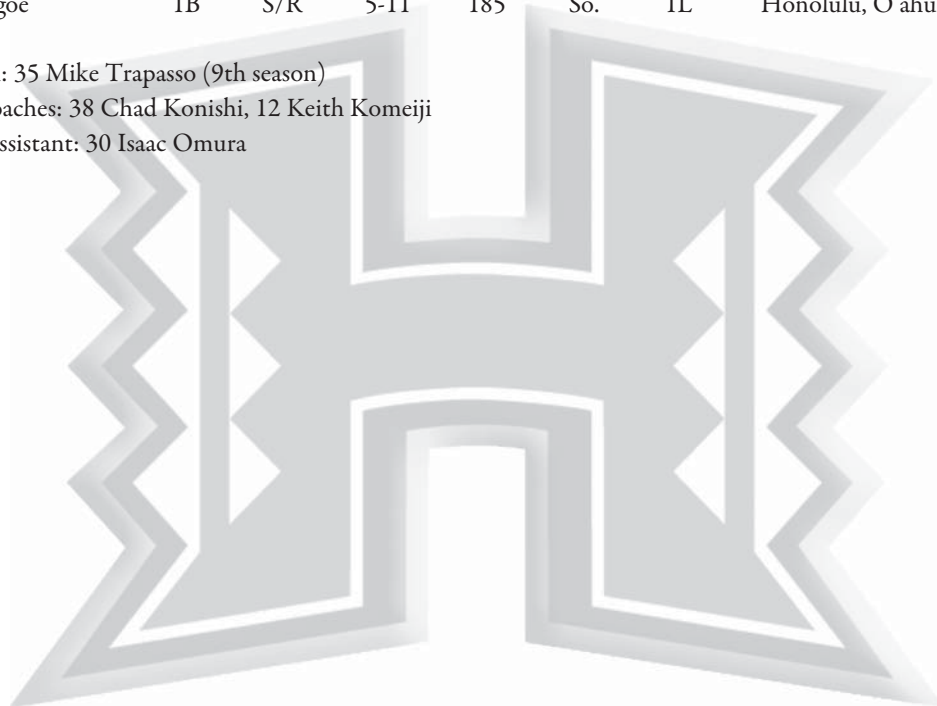
Christian Johnson

| No | Name                | Pos     | B/T | Ht   | Wt  | Cl  | Ex.   | Hometown (Previous School)                 |
|----|---------------------|---------|-----|------|-----|-----|-------|--|
| 1  | Matt Roquemore      | OF      | L/L | 5-10 | 190 | Sr. | 3L/RS | Torrance, CA (West Torrance HS)            |
| 2  | Jesse Moore         | P/IF    | R/R | 5-10 | 160 | So. | 1L    | San Diego, CA (Mission Bay HS)             |
| 3  | Chase Koissian      | OF      | R/R | 5-10 | 180 | Fr. | RS    | Cypress, CA (Cypress HS)                   |
| 4  | Kalani Brackenridge | OF/IF   | R/R | 5-10 | 175 | Fr. | HS    | Kapolei, O'ahu (Kapolei HS)                |
| 5  | Greg Garcia         | IF      | L/R | 6-0  | 175 | Jr. | 2L    | El Cajon, CA (Valhalla HS)                 |
| 6  | Trent Allianic      | P/IF    | R/R | 6-0  | 185 | Fr. | HS    | Koloa, Kaua'i (Kaua'i HS)                  |
| 7  | Russell Doi         | IF      | L/R | 5-10 | 170 | Fr. | RS    | Honolulu, O'ahu (Mid-Pacific Institute)    |
| 8  | Sean Montplaisir    | OF      | L/L | 5-11 | 175 | Jr. | 2L    | Bonney Lake, WA (Bonney Lake HS)           |
| 9  | Pi'ikea Kitamura    | IF      | R/R | 6-0  | 200 | Fr. | HS    | Kane'ohe, O'ahu (Kamehameha Schools)       |
| 10 | Christian Johnson   | OF      | L/L | 5-10 | 220 | Sr. | 1L    | 'Aiea, O'ahu (Central Arizona College)     |
| 13 | Jeffrey Van Doornum | OF      | R/R | 6-3  | 200 | Jr. | 2L/RS | Huntington Beach, CA (Huntington Beach HS) |
| 14 | Kolten Wong         | IF/C/OF | L/R | 5-9  | 190 | So. | 1L    | Hilo, Hawai'i (Kamehameha-Hawai'i)         |
| 15 | Connor Little       | P       | R/R | 6-5  | 220 | So. | 1L    | San Diego, CA (Rancho Bernado HS)          |
| 17 | Josh Chevalier      | IF      | R/R | 6-0  | 200 | Sr. | 1L    | Colorado Springs, CO (Salt Lake City CC)   |
| 18 | Collin Bennett      | OF      | R/R | 6-1  | 205 | So. | JC    | Bellevue, WA (Tacoma CC)                   |
| 19 | David Freitas       | C       | R/R | 6-3  | 225 | Jr. | JC    | Sacramento, CA (Cosumnes River College)    |
| 20 | Harrison Kuroda     | P       | R/R | 5-9  | 210 | Sr. | 3L/RS | 'Aiea, O'ahu (Mid-Pacific Institute)       |
| 21 | Breland Almadova    | OF      | R/L | 6-1  | 185 | Fr. | HS    | Honolulu, O'ahu ('Iolani School)           |
| 22 | Josh Slaats         | P       | R/R | 6-5  | 230 | Jr. | 2L    | San Ramon, CA (California HS)              |
| 23 | Sam Spangler        | P       | L/L | 6-2  | 200 | Jr. | 2L/RS | Albuquerque, NM (Valley HS)                |
| 24 | Matt Sisto          | P       | R/R | 6-4  | 230 | So. | 1L    | Anaheim, CA (Cypress HS)                   |
| 25 | Kevin Fujii         | C       | R/R | 5-9  | 190 | Sr. | 2L/RS | Honolulu, O'ahu (Roosevelt HS)             |
| 26 | Kevin Macdonald     | IF      | R/R | 6-0  | 210 | Sr. | 3L    | Palm Desert, CA (Palm Desert HS)           |
| 27 | Blair Walters       | P       | L/L | 6-0  | 200 | Jr. | JC    | Oak Park, CA (Ventura CC)                  |
| 28 | Derek Brown         | P       | L/L | 6-1  | 185 | Fr. | HS    | Woodstock, IL (Woodstock HS)               |
| 29 | Alex Capaul         | P       | R/R | 6-2  | 210 | Jr. | 2L    | Coeur d'Alene, ID (Lake City HS)           |
| 31 | Nate Klein          | P       | R/R | 5-11 | 185 | Sr. | 1L    | Goleta, CA (Santa Barbara City CC)         |
| 32 | Zach Gallagher      | P       | R/R | 5-11 | 190 | Jr. | JC    | Camas, WA (Columbia Basin College)         |
| 33 | Nick Croce          | C       | R/R | 6-2  | 180 | Fr. | RS    | San Diego, CA (Mission Bay HS)             |
| 34 | Lenny Linsky        | P       | R/R | 6-2  | 205 | So. | 1L    | Palos Verdes, CA (Peninsula HS)            |
| 39 | Randy Yard          | P       | R/R | 6-0  | 170 | Jr. | JC    | Los Osos, CA (Central Arizona College)     |
| 41 | Easton Torigoe      | 1B      | S/R | 5-11 | 185 | So. | 1L    | Honolulu, O'ahu (Mid-Pacific Institute)    |

Head Coach: 35 Mike Trapasso (9th season)

Assistant Coaches: 38 Chad Konishi, 12 Keith Komeiji

Volunteer Assistant: 30 Isaac Omura





1 \* OF  
Matt  
Roquemore



2 \* P/IF  
Jesse  
Moore



3 \* OF  
Chase  
Koissian



4 \* OF/IF  
Kalani  
Brackenridge



5 \* IF  
Greg  
Garcia



6 \* P/IF  
Trent  
Allianic



7 \* IF  
Russell  
Doi



8 \* OF  
Sean  
Montplaisir



9 \* IF  
Pi'ikea  
Kitamura



10 \* OF  
Christian  
Johnson



13 \* OF  
Jeffrey  
Van Doornum



14 \* IF/C/OF  
Koltan  
Wong



17 \* IF  
Josh  
Chevalier



18 \* OF  
Collin  
Bennett



19 \* C  
David  
Freitas



20 \* P  
Harrison  
Kuroda



21 \* OF  
Breland  
Almadova



22 \* P  
Josh  
Slaats



23 \* P  
Sam  
Spangler



24 \* P  
Matt  
Sisto



25 \* C  
Kevin  
Fujii



26 \* IF  
Kevin  
Macdonald



27 \* P  
Blair  
Walters



28 \* P  
Derek  
Brown




29 \* P  
Alex  
Capaul



31 \* P  
Nate  
Klein



32 \* P  
Zach  
Gallagher



33 \* P  
Nick  
Croce



34 \* P  
Lenny  
Linsky



39 \* P  
Randy  
Yard



41 \* 1B  
Easton  
Torigoe



35  
Head Coach  
Mike Trapasso



38  
Assoc. Coach  
Chad Konishi



12  
Asst. Coach  
Keith Komeiji



30  
Volunteer Asst.  
Isaac Omura

## MIKE TRAPASSO

# 35



**Head Coach**  
**9th Season**  
**Oklahoma State, 1997**  
**(245-216)**

As Mike Trapasso enters his ninth season at the head of the University of Hawai'i program, the team has consistently become a force in the Western Athletic Conference, while continually making waves nationally.

Trapasso has led his teams to winning records in six of the last seven seasons, holding an overall record of 245-216.

Last year, the team started the season with one of the nation's toughest non-conference schedules, helping the team peak at No. 20 in the Baseball America poll, while posting an RPI in the top 10. Hawai'i broke the single-season school home run record with 64 team homers, while Kolten Wong earned freshman all-America honors by five different publications.

In 2008, UH finished 10th in the country in fielding percentage, finishing at .975. Shortstop Jonathan Hee led the 'Bows in the field, committing just five errors on the season to finish with a .985 fielding percentage and earn the ABCA/Rawlings NCAA Division I Gold Glove award at shortstop.

The 2007 season saw the Rainbows post 34 wins, their fourth 30-plus win season in the past five years. The 'Bows also had one of their best offensive seasons under Trapasso, hitting .305 with 129 doubles and a .427 slugging percentage, all highs under his tenure. Senior Kris Sanchez led the offensive charge that saw seven Rainbows hit over the .300 mark. Sanchez batted .362 with 10 home runs, 23 doubles, 66 RBI and a .633 slugging percentage, all ranking in the top five in the WAC standings.

In 2006, Trapasso guided the team to a 45-17 record, going to its first NCAA Regional in 13 years. The team advanced to the regional final before falling to eventual national champion Oregon State. He pushed the team to a second-place finish in the WAC, losing the regular-season title by just a half a game. He also guided UH to a 16-5 record on the road, posting the most road wins in UH history and the third-highest winning percentage.

And Trapasso got his share of recognition for the great season. He was named National Coach of the Year by the National Baseball Foundation and was a finalist for the College Baseball Insider National Coach of the Year award. He also earned his second WAC Coach of the Year honor in the past three seasons.

The 2006 season was the breakthrough season Trapasso was looking for, but success didn't come overnight. After a challenging first season in 2002 while adjusting to his new surroundings coaching an inherited team, the St. Louis, Mo., native posted five straight winning seasons.

In 2004, Trapasso was named the WAC Coach of the Year after guiding UH to its second straight 30-win season that included a big series win over No. 3 Rice.



Following that successful season, he joined Team USA that summer as an assistant coach. He accompanied the team all over the world, helping them to win the gold medal at the World University Baseball Games in Tainan, Taiwan.

In 2003, the Oklahoma State graduate guided Hawai'i to the program's biggest turnaround to date, winning 14 more games than in 2002. The 2003 season is now the second-largest turnaround in school history as the 2006 team won 17 more games than they did the year before.

Trapasso became just the second full-time Division I head baseball coach at Hawai'i in 2001 after a successful seven-year run as an assistant coach at Georgia Tech. While with the Yellow Jackets, he became known as the top collegiate baseball assistant/recruiter in the country, as noted by Baseball America in January 2001.

During his seven years at Georgia Tech, Trapasso was responsible for assembling some of the top recruiting classes in the nation. His classes were ranked fourth, 18th, seventh, first, 14th, 11th and 12th by Collegiate Baseball.

Four players in his 1999 recruiting class were ranked among the nation's top 50 prep players by Baseball America, which touted the Yellow Jackets' class as best of the draft era.

In his first year there, he built a pitching staff virtually from the ground up, tutoring a freshman-dominated staff that earned 25 of Tech's 38 wins and helped to develop them into a unit that won 46 games in 1997, giving the Jackets their first of two ACC titles while he was there.



Trapasso got his start in coaching as an assistant at Missouri where he had a three-year stint from 1989-91 that ended with a 41-20 record in 1991, and an appearance in the NCAA South Regional. After Mizzou, the former pitcher spent three years at South Florida, helping them to a conference title in 1993, while his pitching staff posted the 19th-best ERA in the country.

The southpaw enjoyed a great collegiate career at Oklahoma State as one of the top pitchers from 1984-85. He was very instrumental in taking OSU to the College World Series in 1984 and '85. In 1984, Trapasso was the winning pitcher in the CWS opening game versus Maine, outdueling former major leaguer Billy Swift. The former Cowboy also led the Big Eight and was ranked fifth in the country with a 1.42 ERA in 1984.

He then ran into arm problems during his senior year at OSU, going 4-3 with a 5.56 ERA before signing with the Atlanta Braves in the offseason.


He played for Paluski (Va.) of the Appalachian League in 1985 and Bradenton (Fla.) of the Gulf Coast League in 1986 after having surgery on his left shoulder.

In 1987, he finished his professional playing career with Savannah (Ga.) of the South Atlantic League, playing for his hometown St. Louis Cardinals' organization.

Trapasso was a finalist for the Golden Spikes Award in 1982 and was a member of the 1983 Team USA. He spent two years at Jefferson Junior College before going to Oklahoma State, carrying a 6-2 record with a 2.45 ERA in 1982 and a 6-1 record with a 1.64 ERA in 1983.

Trapasso was selected four times in the Major League Baseball Draft after graduating from Mehlville High School between 1982 and '85, before signing with the Braves after his final year of college.

He is married to the former Catherine Grieshaber of Festus, Mo., and they have two sons, Michel and Matthew.



### Trapasso Through the Years

| YEAR          | OVERALL    |            |             | WAC        |            |             | PL.      |
|---------------|------------|------------|-------------|------------|------------|-------------|----------|
|               | W          | L          | PCT.        | W          | L          | PCT.        |          |
| 2002          | 16         | 40         | .286        | 5          | 25         | .167        | 6th      |
| 2003          | 30         | 26         | .536        | 11         | 19         | .367        | 4th      |
| 2004          | 31         | 24         | .564        | 13         | 16         | .448        | 4th      |
| 2005          | 28         | 27         | .509        | 15         | 14         | .517        | 3rd      |
| 2006          | 45         | 17         | .726        | 17         | 6          | .739        | 2nd      |
| 2007          | 34         | 25         | .576        | 11         | 13         | .458        | 4th      |
| 2008          | 29         | 31         | .483        | 18         | 14         | .563        | 2nd      |
| 2009          | 32         | 26         | .552        | 11         | 12         | .478        | 5th      |
| <b>Totals</b> | <b>245</b> | <b>216</b> | <b>.531</b> | <b>101</b> | <b>119</b> | <b>.459</b> | <b>-</b> |

### Trapasso at Hawai'i

- ▶ **2006 National Coach of the Year**  
National Baseball Foundation
- ▶ **2006 National Coach of the Year Finalist**  
College Baseball Insider
- ▶ **2006 WAC Coach of the Year**
- ▶ **2004 WAC Coach of the Year**
- ▶ **30 All-WAC Selections**
- ▶ **18 Academic All-WAC Selections**
- ▶ **5 Louisville Slugger Freshmen All-Americans**
- ▶ **2 Rainbow Tournament Championships**
- ▶ **24 Players Signed to Play Professionally**
- ▶ **2004 Assistant Coach - U.S. National Team**  
(Won Gold Medal at World University Baseball Games)
- ▶ **Led 2006 Rainbows to First NCAA Regional since 1993.**

## CHAD KONISHI

38



**Associate Coach**  
**9th Season**  
**California, 1994**



Associate Coach Chad Konishi enters his ninth season with the Rainbows, playing a large part in the team's success as the pitching coach and recruiting coordinator.

Konishi's pitching staff has consistently been near the top of the Western Athletic Conference. Along with its finish at the top of the WAC in 2006 and '07, UH finished second only to perennial national power Rice from 2003-05.

Under Konishi, the Rainbow pitching staff earned a total of 11 all-WAC awards for nine players: Chris George (2nd team, 2003), Ricky Bauer (1st team, 2004), Stephen Bryant (2nd team, 2004; first team, 2005), Darrell Fisherbaugh (second team, 2004 and '05), Steven Wright (first team, 2006), Tyler Davis (first team, 2006), Justin Costi (second team, 2006), Jared Alexander (first team, 2008) and Jayson Kramer (first team, 2009). Along with those honors, Wright earned the WAC Pitcher of the Year award, while being named to four All-America teams in 2006.

Along with his duties with the pitching staff, Konishi also serves as the recruiting coordinator for the Rainbows. His work on the recruiting trail has received mention nationally. In 2002, Konishi pushed to sign the No. 19 recruiting class in the country, according to Collegiate Baseball. They again received mention in the magazine's poll of recruiting classes in 2003, ranking 34th. In 2005, the UH recruiting class was ranked in the top 25 by Student Sports Baseball. The 2008 recruiting class was ranked the No. 37 recruiting class in the country by Collegiate Baseball.

In his eight years at UH, 33 Rainbows garnered all-WAC honors and a total of 26 players, which includes 12 pitchers, have gone on to sign professional contracts.

Konishi came to the Rainbows after spending six seasons at the University of San Francisco as the club's pitching coach and recruiting coordinator.

His recruiting efforts with the Dons landed the program's first first team All-American. He helped coach and recruit nine players who earned All-America or Freshman All-America honors, including coaching former Rainbow Gregg Omori, who was named a first-team freshman All-American in his rookie year at San Francisco. While at USF, Konishi coached 17 all-conference players, 20 players who were drafted and eight players who signed to play independent league baseball.

He was also a part of a program that had 10 academic all-conference players and a 92-percent graduation rate in 1999.

Born in Lihue, Kaua'i, Konishi prepped and graduated from Punahou School in Honolulu, O'ahu, in 1989. With the Buffanblu, he was a four-time letterman, earning all-state honors in 1989 after pitching his team to a state title.

Konishi went on to pitch at California from 1990-93. He was a member of the 1992 Golden Bear squad which advanced to the College World Series under then-head coach Bob Milano. His 1991 team also made it to the Midwest Regional championship game. As a Golden Bear captain his senior campaign, he posted a 1-0 record in 22 outings with a 3.31 ERA and was named the team's Most Inspirational Player.

Konishi dove right into coaching the following season as an undergraduate assistant for Milano at Cal in 1994 before moving on to take an assistant coaching position at City College of San Francisco (CCSF) in 1995.

During his only season with CCSF, the Rams finished sixth in the state of California with a 34-12 overall record and won the Coast Conference with a 20-8 mark. It was CCSF's first league title in 29 years.

The 39-year-old is a 1994 graduate of California with a bachelor's degree in psychology who later went on to earn his master's degree in sports and fitness management at USF in 1997. In December 2006, Konishi married the former Mari Okimoto. They have a two-year-old son, Cooper.

**KEITH KOMEIJI****12**

**Assistant Coach  
9th Season**

It's no coincidence that Hawai'i has seen an offensive explosion over the past four seasons as Keith Komeiji has taken UH's success at the plate to a new level.

In 2009, the Rainbows showed a prowess for the long ball, breaking the school record with 64 home runs as a team. Along with the team record, three players, Kevin Macdonald, Vinnie Catricala and Kolten Wong, all finished in the top 10 in school history for homers in a single season.

During his first three seasons as the hitting coach, UH had the three highest team-batting averages under Trapasso, batting .297 in 2006, .305 in '07 and .288 in '08.

Along with the high marks as a team, Komeiji has overseen 19 players who have carried a batting average over .300 in those four seasons, including Brandon Haislet batting .389 and Jon Hee batting .368 in 2008, Kris Sanchez' .362 batting average in 2007 and Justin Frash's .359 batting average in 2006.

Under the tutelage of Komeiji, Sanchez and Haislet posted two of the greatest offensive seasons in UH baseball history. Sanchez had a .362 batting average with 10 home runs, 66 RBI and 23 doubles, all ranking in the top 10 in school history, in 2007. Haislet then followed with a .389 batting average in 2008, leading the team with 50 RBI, 52 runs, 22 doubles, seven home runs and 11 stolen bases.

Along with his duties as the hitting coach, Komeiji continues to work with the team's catchers. Primarily working with the catchers from 2002-05, Komeiji helped two UH catchers, Grady Symonds (39th round, 2002) and Brian Bock (14th round, 2003) get drafted. He has also coached two all-WAC catchers in Esteban Lopez (second team, 2005), who went on to get drafted in the 25th round of the 2006 draft, and Landon Hernandez (second team, 2008). Matt Inouye, who also spent time as a catcher in his career under Komeiji's tutelage, was taken in the 21st round of the 2006 draft.

Komeiji has also been instrumental in UH's work on the base-paths in the past eight years, coaching at first base for the first four years, then taking over at third base for the past four.

He coached with the Hawai'i Island Movers summer baseball team from 1995-2001 and again joined the summer baseball coaching circuit in 2005, serving as the head coach for the Waikiki Surfers of the Hawai'i Summer Collegiate Baseball League.



Komeiji played one season at UH in 1982, playing 39 games. He then attended Orange Coast College in 1983 and was drafted in the first round of the 1983 Major League Baseball January winter draft by the Seattle Mariners.

He spent six seasons in the Seattle Mariners' organization, climbing to AAA. After he was released by Seattle, he spent the next two seasons in the Italian Baseball League with Grosseto and San Marino.

Prior to coming aboard with the Rainbows, he was an assistant baseball coach at 'Iolani School from 1995 to 2001.

The 46-year-old prepped locally at Kaiser High School in Honolulu, where he was a two-time all-state player and was named Player of the Year in 1981 while leading Kaiser to the state title.

Komeiji is married to the former Daisy Tsui and is the father of three: Rylen, Tiana and Zakary.

## ISAAC OMURA

# 30



**Volunteer Assistant  
1st Season**

Isaac Omura joins the Rainbow baseball staff as a volunteer assistant in 2010, returning to the program that he starred at from 2003-05.

Omura will work with the outfielders while also serving as the team's first-base coach.

The Kailua, O'ahu, native played three years at UH, holding a career batting average of .333 with 99 RBI, 74 runs, 36 doubles and 11 home runs. Omura earned first-team all-WAC honors in 2005 and second-team honors in '04, while being named an honorable-mention freshman All-American by *Louisville Slugger* in '03.

Omura had a breakout season at the plate in 2005, batting .369 with 47 RBI, 19 doubles, six home runs, two triples, 36 runs and 37 walks. In 2004, Omura completed an entire season without an error, playing 37 games at second base with 200 successful chances.

Following the 2005 season, Omura was drafted by the Oakland Athletics in the 17th round of the Major League Baseball Draft. He played three seasons in the A's organization before closing his professional career with two stints on Independent League teams.

Omura prepped at Mid-Pacific Institute in Honolulu, lettering in baseball for three seasons. He was a three-time all-ILH honoree, also earning all-state honors twice.

The 26-year-old is currently finishing his degree in psychology.



## Rainbow Baseball Support Staff



**Lisa Hansen**  
Baseball  
Director of Operations



**Ken Fujimura**  
Men's Equipment  
Manager



**Nick Andrews**  
Student  
Manager



**John Worthington**  
Student  
Manager

# HAWAII CAR COACHES

MAHALO to the following automobile dealers and companies

for their generous support of  Athletics



John Uekawa  
President & General Manager  
New City Nissan



Stan Masamitsu  
President  
Tony Group



Tom Griffin  
President  
Honolulu Ford



Morrie Stoebner  
General Manager  
Honda Windward



Ernie Guajardo  
General Manager  
Saturn of Honolulu



Nick Cutter  
President & General Manager  
Cutter Ford



Trey VeDova  
President & Gen. Manager  
Windward Dodge Jeep Chrysler



Mark Fukunaga  
Chairman of the Board & CEO  
Servco Pacific



Ron Hansen  
Vice President  
King Windward Nissan



Alan Pflueger  
President  
Pflueger Honda



Fletcher Jones III  
General Manager  
Mercedes Benz of Honolulu



Ben Apuna  
Vice President & General Manager  
Cutter Dodge Chrysler Jeep



United Truck Rental &  
Equipment Leasing Inc.

# JOSH CHEVALIER

# 17



**6-0 ▶ 200 ▶ SR**  
**IF ▶ B/T: R/R**  
**Colorado Springs, CO**  
**(Salt Lake City CC)**



**2009 (Junior):** Played in 12 games, starting two as the designated hitter...finished the year with a .357 batting average, adding three RBI, four runs and two doubles...got his first hit and first RBI vs. UC Santa Barbara (Feb. 28)...went 1-for-3 with one RBI and one run vs. Mississippi State (Mar. 7)...had a pinch-hit double with one RBI and a run at Nevada (Apr. 11)...had another pinch-hit double vs. Fresno State in the WAC Tournament (May 23), scoring a run.

**Prior to UH:** Attended Salt Lake Community College in Salt Lake City, Utah, for two years...played baseball in the SWAC league.

**Prep:** A 2006 graduate of Air Academy High School in Colorado Springs, Colo...lettered in both golf and baseball...named team MVP...belonged to the National Honor Society and engineering club.

**Personal:** Born in Washington D.C...plans to major in business... has two younger sisters...parents are Ricard and Jacquie Chevalier of Colorado Springs, Colo.

## CAREER STATISTICS

| YEAR | GP-GS | AB | R | H | 2B | 3B | HR | RBI | BB | HBP | SO | SB-A | AVG  | FLD   |
|------|-------|----|---|---|----|----|----|-----|----|-----|----|------|------|-------|
| 2009 | 12-2  | 14 | 4 | 5 | 2  | 0  | 0  | 3   | 5  | 0   | 3  | 0-0  | .357 | 1.000 |

## CAREER HIGHS

|                |                   |                |                                  |
|----------------|-------------------|----------------|----------------------------------|
| Runs<br>1 (4x) | RBI<br>1 (3x)     | Triples<br>0   | Stolen Bases<br>0                |
| Hits<br>1 (5x) | Doubles<br>1 (2x) | Home Runs<br>0 | Longest Hitting Streak<br>2 (2x) |

**KEVIN FUJII**

**5-9 ▶▶ 190 ▶▶ SR**  
**C ▶▶ B/T: R/R**  
**Honolulu, O'ahu**  
**(Roosevelt HS)**

**25**

**2009 (Junior):** Played in 21 games, starting 17 at catcher...finished the year with a .220 batting average, adding eight RBI, six runs and a double...went 1-for-1 with two RBI and a run at New Mexico State (Apr. 26)...had a 3-for-5 game with three RBI and a double at Fresno State (May 8)...went 2-for-3 with one RBI vs. Utah Valley (May 14)...went 3-for-9 with three runs, one RBI and a stolen base to earn all-WAC Tournament honors...went 2-for-3 with one RBI, a run and a stolen base vs. Louisiana Tech in the WAC Tournament (May 21).

**2008 (Sophomore):** Played in 23 games, starting 13 at catcher...batted .204 with 11 runs, one double and six RBI...started the season with a 1-for-1 performance with two runs vs. UH-Hilo (Feb. 15)...went 1-for-2 with two RBI vs. Portland (Mar. 1)...was 1-for-3 with a double, one RBI and a run vs. UAB (Mar. 11)...went 2-for-3 with a run vs. Utah Valley (May 16).

**2007 (Freshman):** Played in 14 games, starting four at catcher... team went 3-1 when he started...went 2-for-5 vs. Chicago State (Mar. 3), scoring three runs and two RBI.

**2006:** Redshirted.

**Prep:** A 2005 graduate of Roosevelt High School in Honolulu, O'ahu...lettered in baseball, basketball and football...named honorable mention all-state.

**Personal:** Born in Honolulu, O'ahu...brother, Ivan, was a manager for the Rainbows in 2004 and currently plays at Hawai'i Pacific...parents are Jo Ann and Aaron Fujii of Honolulu, O'ahu.

**CAREER STATISTICS**

| YEAR   | GP-GS | AB  | R  | H  | 2B | 3B | HR | RBI | BB | HBP | SO | SB-A | AVG  | FLD  |
|--------|-------|-----|----|----|----|----|----|-----|----|-----|----|------|------|------|
| 2007   | 14-4  | 19  | 6  | 3  | 0  | 0  | 0  | 3   | 2  | 1   | 2  | 0-0  | .158 | .935 |
| 2008   | 23-13 | 49  | 11 | 10 | 1  | 0  | 0  | 6   | 3  | 4   | 14 | 0-0  | .204 | .981 |
| 2009   | 21-17 | 59  | 6  | 13 | 1  | 0  | 0  | 8   | 3  | 1   | 12 | 1-1  | .220 | .992 |
| Totals | 58-34 | 127 | 23 | 26 | 2  | 0  | 0  | 17  | 8  | 6   | 28 | 1-1  | .205 | .981 |

**CAREER HIGHS**

|  |  |                |   |
|--|--|----------------|---|
| Runs<br>3 vs. Chicago St. (Mar. 3, 2007) | RBI<br>3 at Fresno State (May 8, 2009) | Triples<br>0   | Stolen Bases<br>0                             |
| Hits<br>3 at Fresno State (May 8, 2009)  | Doubles<br>1 (2x)                      | Home Runs<br>0 | Longest Hitting Streak<br>4 (Mar. 1-12, 2008) |

# CHRISTIAN JOHNSON

# 10



**5-10 ▶ 220 ▶ SR**  
**OF ▶ B/T: L/L**  
**'Aiea, O'ahu**  
**(Central Arizona)**

**2009 (Junior):** Played in 42 games, starting 23 as an outfielder and 12 as the designated hitter...had a .214 batting average with 23 RBI, 18 runs, six home runs, a triple and six doubles...hit a monster, two-run home run vs. UC Irvine (Feb. 21)...went 2-for-3 with two runs and a double at Minnesota (Mar. 1)...had a three-run home run at Nevada (Apr. 9)...went 2-for-5 with three RBI, a double and a homer at Fresno State (May 9).

**Prior to UH:** Attended Central Arizona College in Coolidge, Ariz., for two years...played baseball in the ACCAC conference...team won conference championships in 2007 and '08...team won region championships in 2008...JUCO World Series participant in 2008...named to first team all-region in 2008...2008 Rawlings Gold Glove winner...named to 2008 JUCO World Series all-tournament team.

**Prep:** A 2006 graduate of 'Iolani School in Honolulu, O'ahu...lettered in both football and baseball...named all-league and first team all-state in 2006...2006 State Position Player of the Year...named MVP of 2006 Sugar Mill Classics...batting average was .363 with a slugging percentage of .745 in 2006.

**Personal:** Born in 'Aiea, O'ahu...plans to major in speech communications...has twin older sisters and one younger brother...parents are Chris and Charlotte Johnson of 'Aiea, O'ahu.



## CAREER STATISTICS

| YEAR | GP-GS | AB  | R  | H  | 2B | 3B | HR | RBI | BB | HBP | SO | SB-A | AVG  | FLD  |
|------|-------|-----|----|----|----|----|----|-----|----|-----|----|------|------|------|
| 2009 | 42-35 | 131 | 18 | 28 | 6  | 1  | 6  | 23  | 16 | 1   | 41 | 1-1  | .214 | .936 |

## CAREER HIGHS

|                |                   |  |  |
|----------------|-------------------|--|--|
| Runs<br>2 (4x) | RBI<br>3 (2x)     | Triples<br>1 vs. UC Irvine (Feb. 21, 2009) | Stolen Bases<br>1 vs. Minnesota (Mar. 1, 2009) |
| Hits<br>2 (5x) | Doubles<br>1 (6x) | Home Runs<br>1 (6x)                        | Longest Hitting Streak<br>7 (May 8-17, 2009)   |



# NATE KLEIN

# 31



**6-2 » 180 » SR**  
**P » B/T: R/R**  
**Goleta, CA**  
**(Santa Barbara City CC)**



**2009 (Junior):** Made 11 appearances, including 10 starts...finished with a record of 3-4 with a 5.10 ERA and 47 strikeouts in 60.0 innings pitched...named WAC Pitcher of the Week (May 11)... struck out eight while allowing just two earned runs in 7.0 innings vs. Washington (Feb. 27)...got the victory over Sacramento State (Apr. 18), allowing one run in 5.0 innings with five strikeouts...pitched 6.0 shutout innings with six strikeouts vs. New Mexico State (Apr. 25)... pitched 8.0 innings, striking out six with five earned runs to get the win over Fresno State (May 9)...allowed just one run in 4.0 innings of relief to get the win vs. Nevada (May 22) in the WAC Tournament.

**Prior to UH:** Attended University of Southern California in Los Angeles, Calif., for two years and Santa Barbara City College in Santa Barbara, Calif., for one year...redshirted one season at USC.

**Prep:** A 2005 graduate of Dos Pueblos High School in Goleta, Calif...earned three letters in baseball...named second team all-state in 2005.

**Personal:** Born in Urbana, Ill...plans to major in history...has one younger brother...parents are Stan Klein and Judith Loftus of Goleta, Calif.

## CAREER STATISTICS

| YEAR | W | L | App | GS | CG | SV | IP   | H  | R  | ER | BB | SO | BF  | ERA  |
|------|---|---|-----|----|----|----|------|----|----|----|----|----|-----|------|
| 2009 | 3 | 4 | 11  | 10 | 0  | 0  | 60.0 | 69 | 28 | 24 | 13 | 47 | 256 | 5.10 |

## CAREER HIGHS

|                     |                        |  |
|---------------------|------------------------|--|
| Innings<br>7.0 (2x) | Earned Runs*<br>1 (2x) | Strikeouts<br>8 vs. Washington (Feb. 27, 2009) |
| Hits*<br>4 (2x)     | Walks*<br>0 (2x)       | * - denotes career low                         |

# HARRISON KURODA

# 20



5-9 ▶ 210 ▶ SR

P ▶ B/T: R/R

'Aiea, O'ahu

(Mid-Pacific Institute)



**2009 (Junior):** Made 15 appearances with one start...finished the year with a record of 4-1, holding a 7.98 ERA in 29.1 innings pitched...started the season with an impressive 3.0-inning outing, allowing no runs on one hit vs. UC Irvine (Feb. 21)...got the victory vs. Washington (Feb. 27), allowing one run on one hit in 2.0 innings...got another win vs. Loyola Marymount (Mar. 14), pitching 2.1 shutout innings with two strikeouts...pitched 4.2 shutout innings vs. San Jose State (Apr. 4), picking up his fourth win of the season.

**2008 (Sophomore):** Made eight appearances including one start... finished with an ERA of 6.30 in 20.0 innings pitched...pitched 1.1 no-hit innings vs. San Francisco (Feb. 23)...allowed just one run on two hits while striking out five in 3.1 innings vs. San Francisco (Feb. 24)...pitched one shutout inning vs. Fresno State (May 24) in the WAC Tournament.

**2007 (Freshman):** Made one appearance vs. Chicago State (Mar. 3), allowing one run on one hit.

**2006:** Sat out season.

**2005:** Redshirted.

**Prep:** A 2004 graduate of Mid-Pacific Institute in Honolulu, O'ahu...lettered three years in baseball under coach Dunn Muramaru...the 2004 Hawai'i Gatorade Player of the Year...all-state first-team selection...named Player of the Year in the league as a senior...two-time first team all-league.

**Personal:** Born in Honolulu, O'ahu...has a brother...parents are Sharon and Roland Kuroda of 'Aiea, O'ahu.

## CAREER STATISTICS

| YEAR   | W | L | App | GS | CG | SV | IP   | H  | R  | ER | BB | SO | BF  | ERA  |
|--------|---|---|-----|----|----|----|------|----|----|----|----|----|-----|------|
| 2007   | 0 | 0 | 1   | 0  | 0  | 0  | 1.0  | 1  | 1  | 1  | 1  | 0  | 5   | 9.00 |
| 2008   | 0 | 0 | 8   | 1  | 0  | 0  | 20.0 | 22 | 14 | 14 | 13 | 12 | 96  | 6.30 |
| 2009   | 4 | 1 | 15  | 1  | 0  | 0  | 29.1 | 40 | 27 | 26 | 6  | 13 | 136 | 7.98 |
| Totals | 4 | 1 | 24  | 2  | 0  | 0  | 50.1 | 63 | 42 | 41 | 20 | 25 | 237 | 7.33 |

## CAREER HIGHS

|                     |                        |   |
|---------------------|------------------------|---|
| Innings<br>4.2 (2x) | Earned Runs*<br>0 (9x) | Strikeouts<br>5 vs. San Francisco (Feb. 24, 2008) |
| Hits*<br>0 (3x)     | Walks*<br>0 (12x)      | * - denotes career low                            |

**KEVIN MACDONALD****26**

**6-0 ▶▶ 210 ▶▶ SR**  
**IF ▶▶ B/T: R/R**  
**Palm Desert, CA**  
**(Palm Desert HS)**

**2009 (Junior):** Started all 58 games at first base...earned first-team all-WAC honors...finished the year with a .271 batting average, leading the team with 60 RBI and 14 home runs...also had 12 doubles and 44 runs...his 14 homers ranked as the third-highest single-season total in program history...went 1-for-3 with three RBI vs. UC Irvine (Feb. 22)...went 2-for-4 with a home run and two runs vs. Washington (Feb. 27)...went 3-for-4 with three RBI, a double and a run vs. Mississippi State (Mar. 7)...went 2-for-5 with a home run, a double and four RBI vs. Loyola Marymount (Mar. 14)...had another home run and double while going 2-for-3 vs. Loyola Marymount (Mar. 15)...went 2-for-4 with three RBI and a homer vs. San Jose State (Apr. 4)...hit safely in 14 out of 15 games (Apr. 5-30), including nine two-hit games during that stretch...homered four times in the Sacramento State series (Apr. 17-19), including a two-homer game on Apr. 19...hit a home run in three straight games at New Mexico State (Apr. 24-25), posting 10 RBI in those games...again had back-to-back home run games at Fresno State (May 8-9), including a 3-for-3 game with a double, two RBI and four runs on May 9.

**2008 (Sophomore):** Played and started 55 games at first base...batted .249 with 38 RBI, 24 runs, four doubles, a triple and a home run... had 12 multiple-hit and nine multiple-RBI games...went 1-for-4 with two RBI, two runs and a triple vs. San Francisco (Feb. 22)... went 6-for-11 with five RBI and a run in the series at Sacramento State (Mar. 28-30)...batted 4-for-6 with three RBI, three runs and two walks at San Jose State (Apr. 4)...was 2-for-5 with two RBI and a run vs. New Mexico State (Apr. 11)...was 3-for-4 with a run vs. Sacramento State (May 3)...hit a three-run home run in a 2-for-5 game with four RBI at New Mexico State (May 10).

**2007 (Freshman):** Played in 38 games, starting 24...batted .314, sixth best on team...went 4-for-5 vs. Chicago State (Mar. 3), hit a triple,



scored five runs and had one RBI...went 3-for-5 at New Mexico State (Apr. 27), had four RBI and scored four runs...the following game at New Mexico State (Apr. 28) went 1-for-4 with one home run and two RBI...earned all-tournament honors at the WAC tournament... ended the season on a six-game hitting streak.

**Prep:** A 2006 graduate of Palm Desert High School in California... lettered four years in baseball...earned all-league and all-county honors...was also voted league MVP...helped baseball team to a league championship title all four years.

**Personal:** Born in Glendale, Calif...has two brothers...parents are Lorraine Lutz of Palm Desert, Calif, and Michael Macdonald.

**CAREER STATISTICS**

| YEAR   | GP-GS   | AB  | R  | H   | 2B | 3B | HR | RBI | BB | HBP | SO  | SB-A | AVG  | FLD   |
|--------|---------|-----|----|-----|----|----|----|-----|----|-----|-----|------|------|-------|
| 2007   | 38-24   | 102 | 23 | 32  | 2  | 1  | 1  | 19  | 13 | 0   | 20  | 0-0  | .314 | 1.000 |
| 2008   | 55-55   | 201 | 24 | 50  | 4  | 1  | 1  | 38  | 31 | 7   | 40  | 0-0  | .249 | .991  |
| 2009   | 58-58   | 221 | 44 | 60  | 12 | 0  | 14 | 60  | 24 | 6   | 52  | 0-2  | .271 | .990  |
| Totals | 151-137 | 524 | 91 | 142 | 18 | 2  | 16 | 117 | 68 | 13  | 112 | 0-2  | .271 | .991  |

**CAREER HIGHS**

|  |                    |   |  |
|--|--------------------|---|--|
| Runs<br>5 vs. Chicago St. (Mar. 3, 2007) | RBI<br>4 (4x)      | Triples<br>1 (2x)                                   | Stolen Bases<br>0  |
| Hits<br>4 (2x)                           | Doubles<br>1 (18x) | Home Runs<br>2 vs. Sacramento State (Apr. 19, 2009) | Longest Hitting Streak<br>8 (May 19, 2007-Feb. 16, 2008) |

# MATT ROQUEMORE

1



**5-10 ▶ 190 ▶ SR**  
**OF ▶ B/T: L/L**  
**Torrance, CA**  
**(West Torrance HS)**

**2009 (Junior):** Played in 40 games, starting 39 as an outfielder... finished the year with a .281 batting average, adding 12 RBI, 16 runs, seven doubles, a triple and four stolen bases...had nine multiple-hit games...had a .350 batting average with 10 runs in WAC play...went 2-for-4 with two runs and two doubles vs. Loyola Marymount (Mar. 12)...had a 3-for-4 game with a run and a double vs. Washington (Mar. 20)...was 2-for-4 with two runs and a double at Nevada (Apr. 10)...went 11-for-16 with four multiple-hit games, five runs and three RBI in the series at Fresno State (May 7-9)...was 2-for-4 with a run vs. Louisiana Tech (May 21) in the WAC Tournament.

**2008 (Sophomore):** Played in 38 games, starting 21 as an outfielder... batted .280 with 20 runs, 12 RBI, three doubles, a triple and a home run...ended the season on an 11-game hitting streak...had a pinch-hit, two-run double vs. UH-Hilo (Feb. 16)...went 2-for-5 with two runs vs. Michigan (Mar. 1)...had a triple in a 2-for-5 game with three RBI and a run at Louisiana Tech (Apr. 27)...went 4-for-5 with a double, one RBI and three runs at New Mexico State (May 10)...scored three runs while going 1-for-2 with one RBI and three walks vs. Utah Valley (May 16)...went 2-for-5 with two runs and one RBI vs. New Mexico State in the WAC Tournament (May 22)...went 2-for-4 with two runs and one RBI in the WAC Tournament vs. Nevada (May 23)...hit his first career home run vs. Fresno State in the WAC Tournament (May 24).

**2007 (Freshman):** Played in 36 games, starting seven...went 2-for-3 vs. Chicago State (Mar. 1) with two RBI and went 2-for-4 vs. Wisconsin-Milwaukee (Mar. 18) with two RBI.

**2006:** Played in nine games...scored two runs on the season, one vs. Washington (Mar. 4) and one vs. UH-Hilo (Mar. 21)...earned medical hardship.



**Prep:** A 2005 graduate of West Torrance High School in Torrance, Calif...lettered three years in football...earned all-league honors two times in football...lettered three years in baseball...earned all-league honors twice and was also voted team MVP...helped team to baseball championship titles in 2003 and '04...was on the honor roll.

**Personal:** Born in Torrance, Calif...has one brother...parents are Alice and Tim Roquemore of Torrance, Calif.

## CAREER STATISTICS

| YEAR   | GP-GS  | AB  | R  | H  | 2B | 3B | HR | RBI | BB | HBP | SO | SB-A | AVG  | FLD   |
|--------|--------|-----|----|----|----|----|----|-----|----|-----|----|------|------|-------|
| 2006   | 9-0    | 4   | 2  | 0  | 0  | 0  | 0  | 0   | 0  | 0   | 3  | 0-0  | .000 | 1.000 |
| 2007   | 36-7   | 40  | 10 | 10 | 3  | 0  | 0  | 7   | 5  | 0   | 10 | 3-5  | .250 | .952  |
| 2008   | 38-21  | 93  | 20 | 26 | 3  | 1  | 1  | 12  | 15 | 1   | 18 | 0-2  | .280 | .981  |
| 2009   | 40-39  | 128 | 16 | 36 | 7  | 1  | 0  | 12  | 11 | 4   | 24 | 4-4  | .281 | .984  |
| Totals | 123-67 | 265 | 48 | 72 | 13 | 2  | 1  | 31  | 31 | 5   | 55 | 7-11 | .272 | .978  |

## CAREER HIGHS

|  |   |  |   |
|--|---|--|---|
| Runs<br>3 at New Mexico St. (May 10, 2008) | RBI<br>3 at Louisiana Tech (Apr. 27, 2008)        | Triples<br>1 at Louisiana Tech (Apr. 27, 2008) | Stolen Bases<br>1 (4x)                        |
| Hits<br>4 (2x)                             | Doubles<br>2 vs. Loyola Marymount (Mar. 12, 2009) | Home Runs<br>1 vs. Fresno St. (May 24, 2008)   | Longest Hitting Streak<br>11 (May 4-24, 2008) |

# ALEX CAPAUL

# 29



**6-2 » 210 » JR**  
**P » B/T: R/R**  
**Coeur d'Alene, ID**  
**(Lake City HS)**



**2009 (Sophomore):** Made nine appearances, including three starts... allowed three earned runs while striking out three in 4.0 innings vs. UC Irvine (Feb. 21)...got the win at Santa Clara (Apr. 7), allowing three runs in 6.0 innings while striking out five...pitched a scoreless inning at St. Mary's (May 5)...pitched a perfect 0.2 innings vs. Utah Valley (May 17).

**2008 (Freshman):** Made 13 appearances with four starts...carried a 1-3 record with a 7.52 ERA...allowed four runs on six hits in 5.0 innings vs. UH-Hilo (Feb. 17) in first collegiate start...pitched 4.2 consecutive scoreless innings in three appearances vs. UC Irvine (Mar. 14), San Diego (Mar. 18) and Fresno State (Mar. 22)... allowed one earned run in 5.0 innings of relief at Sacramento State (Mar. 29)...allowed just one earned run in 5.0 innings to pick up his first collegiate win at San Jose State (Apr. 6)...pitched 1.2 scoreless innings vs. Sacramento State (May 4).

**Prep:** A 2007 graduate of Lake City High School in Coeur d'Alene, Idaho...lettered four years in baseball and two years in basketball...2007 Idaho Player of the Year in baseball...2007 team was a championship team.

**Personal:** Born in Coeur d'Alene, Idaho...has one brother...parents are Toni and Ken Capaul of Coeur d'Alene, Idaho.

## CAREER STATISTICS

| YEAR   | W | L | App | GS | CG | SV | IP   | H  | R  | ER | BB | SO | BF  | ERA  |
|--------|---|---|-----|----|----|----|------|----|----|----|----|----|-----|------|
| 2008   | 1 | 3 | 13  | 4  | 0  | 0  | 32.1 | 48 | 32 | 27 | 14 | 23 | 161 | 7.52 |
| 2009   | 1 | 3 | 9   | 3  | 0  | 0  | 21.0 | 29 | 24 | 23 | 12 | 15 | 103 | 9.86 |
| Totals | 2 | 6 | 22  | 7  | 0  | 0  | 53.1 | 77 | 56 | 50 | 26 | 38 | 264 | 8.44 |

## CAREER HIGHS

Innings  
6.1 vs. Portland (Mar. 20, 2009)

Earned Runs\*  
0 (6x)

Strikeouts  
5 (2x)

Hits\*  
0 (2x)

Walks\*  
0 (8x)

\* - denotes career low

# GREG GARCIA

# 5



**6-0 » 175 » JR**  
**IF » B/T: L/L**  
**El Cajon, CA**  
**(Valhalla HS)**

**2009 (Sophomore):** Started all 58 games at shortstop...earned second-team all-WAC honors...had a .265 batting average for the season with 46 runs, 23 RBI, 11 doubles, five triples, two home runs and six stolen bases...batted .316 with 24 runs and a league-high five triples in WAC play...had 12 multiple-hit games...had three straight multiple-hit games (Mar. 7, 8, 12), including a 3-for-4 game with three runs, a double and one RBI vs. Mississippi State (Mar. 8)...went 3-for-6 with a homer, a triple, two RBI and three runs at Nevada (Apr. 10)...had three straight two-hit games (Apr. 21, 24, 25)...went 3-for-5 with one RBI and two runs at St. Mary's (May 5), starting a streak of five multiple-hit games...went 9-for-19 with nine runs, five RBI, a double, a triple and a home run in the series at Fresno State (May 7-9).

**2008 (Freshman):** Played in 47 games, starting 45 (32 at second base and 13 at shortstop)...finished the year with a .312 batting average, adding 20 RBI, 29 runs, two home runs, one triple, seven doubles and six stolen bases...earned second-team all-WAC honors...earned honorable mention all-freshman honors from Ping!...carried a .370 batting average in WAC play with 15 RBI, 17 runs, one homer, three doubles and four stolen bases...hit first collegiate home run in 3-for-4 game with a double vs. Michigan (Mar. 1)...was 3-for-4 with two runs at Stanford (Apr. 1)...batted .538 with three RBI and three runs in the series vs. Nevada (Apr. 18-20)...went 4-for-5 with a run at Louisiana Tech (Apr. 27)...went 3-for-5 with a run at New Mexico State (May 8)...had an eight-game hitting streak from May 10-24... went 2-for-4 with two doubles and a run vs. New Mexico State in the WAC Tournament (May 22).



**Prep:** A 2007 graduate of Valhalla High School in El Cajon, Calif... lettered in baseball three years...three-time all-league and two-time all-CIF team...was on the honor roll.

**Personal:** Born in El Cajon, Calif...has two brothers...parents are Belinda and Dave Garcia of El Cajon, Calif.

## CAREER STATISTICS

| YEAR   | GP-GS   | AB  | R  | H   | 2B | 3B | HR | RBI | BB | HBP | SO | SB-A  | AVG  | FLD  |
|--------|---------|-----|----|-----|----|----|----|-----|----|-----|----|-------|------|------|
| 2008   | 47-45   | 154 | 29 | 48  | 7  | 1  | 2  | 20  | 24 | 4   | 17 | 6-6   | .312 | .941 |
| 2009   | 58-58   | 226 | 46 | 60  | 11 | 5  | 2  | 23  | 30 | 4   | 40 | 6-7   | .265 | .950 |
| Totals | 105-103 | 380 | 75 | 108 | 18 | 6  | 4  | 43  | 54 | 8   | 57 | 12-13 | .284 | .947 |

## CAREER HIGHS

|   |  |                     |   |
|---|--|---------------------|---|
| Runs<br>3 (3x)                              | RBI<br>3 at Fresno State (May 9, 2009)         | Triples<br>1 (6x)   | Stolen Bases<br>2 at Santa Clara (Apr. 7, 2009) |
| Hits<br>4 at Louisiana Tech (Apr. 27, 2008) | Doubles<br>2 vs. New Mexico St. (May 22, 2008) | Home Runs<br>1 (4x) | Longest Hitting Streak<br>8 (May 10-24, 2008)   |

# SEAN MONTPLAISIR

8



**5-11 ▶▶ 175 ▶▶ JR**  
**OF ▶▶ B/T: L/L**  
**Bonney Lake, WA**  
**(Bonney Lake HS)**



**Personal:** Born in Tacoma, Wash...has one sister...parents are Cathy and Mike Montplaisir of Bonney Lake, Wash.

**2009 (Sophomore):** Played in 46 games, starting 42 in left field... finished the year with a .291 batting average, adding 26 RBI, 30 runs, five homers, 16 doubles and a triple...finished WAC play with a .411 batting average, 20 RBI, 20 runs, 13 doubles and five home runs...had 13 multiple-hit games...went 2-for-3 with a double, one RBI and two runs at Minnesota (Mar. 1)...hit a two-run home run vs. San Jose State (Apr. 5)...had three 2-for-4 games at Nevada (Apr. 9-11), adding three RBI, three runs, three doubles and a home run... went 3-for-5 with three RBI, two runs, a double and a homer at New Mexico State (Apr. 24)...went 5-for-9 with one RBI, three runs and a double in a doubleheader at New Mexico State (Apr. 25)...had five straight multiple-hit games (May 5-9)...went 10-for-16 with eight RBI, six runs, five doubles and two home runs in the series at Fresno State (May 7-9), including a 3-for-5 game with five RBI, two doubles and a home run on May 9.

**2008 (Freshman):** Played in 36 games, starting 32 in the outfield and one as a designated hitter...was 1-for-4 with two RBI and a run in his first collegiate game vs. UH-Hilo (Feb. 16)...had an eight-game hitting streak from Mar. 9-21...went 2-for-4 with a triple, two runs and one RBI vs. Fresno State (Mar. 20)...had a 2-for-4 with a run at Stanford (Apr. 1)...also had a 2-for-5 game with a home run, two RBI and two runs at Louisiana Tech (Apr. 25).

**Prep:** A 2007 graduate of Bonney Lake High School in Bonney Lake, Wash...earned all-state honors during senior season...two-time first team all-league...played sophomore season at Sumner High School, earning second-team all-league honors...member of the 2006 Washington Nationals Area Code Team...spent two years on the Mariners Scout Team.

## CAREER STATISTICS

| YEAR   | GP-GS | AB  | R  | H  | 2B | 3B | HR | RBI | BB | HBP | SO | SB-A | AVG  | FLD   |
|--------|-------|-----|----|----|----|----|----|-----|----|-----|----|------|------|-------|
| 2008   | 36-33 | 124 | 21 | 28 | 3  | 2  | 1  | 11  | 15 | 5   | 30 | 5-5  | .226 | 1.000 |
| 2009   | 46-42 | 151 | 30 | 44 | 16 | 1  | 5  | 26  | 18 | 7   | 27 | 2-6  | .291 | .964  |
| Totals | 82-75 | 275 | 51 | 72 | 19 | 3  | 6  | 37  | 33 | 12  | 57 | 7-11 | .262 | .975  |

## CAREER HIGHS

|   |  |                     |   |
|---|--|---------------------|---|
| Runs<br>2 (8x)                          | RBI<br>3 at New Mexico State (Apr. 24, 2009) | Triples<br>1 (3x)   | Stolen Bases<br>1 (6x)                        |
| Hits<br>5 at Fresno State (May 9, 2009) | Doubles<br>2 (2x)                            | Home Runs<br>1 (6x) | Longest Hitting Streak<br>8 (Mar. 9-21, 2008) |

# JOSH SLAATS

# 22



**6-5 ▶ 230 ▶ JR**  
**P ▶ B/T: R/R**  
**San Ramon, CA**  
**(California HS)**

**2009 (Sophomore):** Made 18 appearances, all in relief...finished with a record of 2-2 with four saves, an 8.33 ERA and 30 strikeouts in 27.0 innings pitched...picked up the victory vs. Mississippi State (Mar. 8), allowing one run in 4.2 innings with five strikeouts...got the win in just two pitches against Loyola Marymount (Mar. 12), inducing a double play...he then picked up his first save vs. Loyola Marymount (Mar. 13) in just three pitches, recording a three-pitch strikeout with a caught stealing during the at-bat...got another save vs. Oregon (Mar. 21), pitching 2.0 scoreless innings...picked up his third save vs. Coastal Carolina (Mar. 28), striking out three with one run in 2.1 innings...pitched 2.0 no-hit innings vs. Santa Clara (Apr. 7)...got save number four at Nevada (Apr. 10), allowing one run in 1.2 innings...pitched 2.0 scoreless innings vs. Sacramento State (Apr. 19)...recorded four strikeouts while allowing a run in 3.2 innings vs. Louisiana Tech (May 3).

**2008 (Freshman):** Made 13 appearances, starting eight games with a record of 0-5...carried a 7.09 ERA with a save in 39.1 innings pitched...gave up just two hits in 2.1 innings in his debut vs. UH-Hilo (Feb. 17)...allowed no runs on two hits and three walks to earn the save vs. San Francisco (Feb. 22)...gave up just one run in 6.0 innings in a no-decision vs. UAB (Mar. 11)...pitched 2.1 scoreless innings vs. San Diego (Mar. 18)...gave up just three runs in 7.1 innings, but took the loss vs. Fresno State (Mar. 22)...pitched a shut-out inning vs. Utah Valley (May 16).



**Prep:** A 2007 graduate of California High School in San Ramon, Calif...lettered four years in basketball and three years in baseball...earned first-team all-league honors his senior year and second-team all-league honors his junior year in baseball.

**Personal:** Born in San Ramon, Calif...has one brother and two sisters...parents are Sharon and Fred Slaats of San Ramon, Calif.

## CAREER STATISTICS

| YEAR   | W | L | App | GS | CG | SV | IP   | H  | R  | ER | BB | SO | BF  | ERA  |
|--------|---|---|-----|----|----|----|------|----|----|----|----|----|-----|------|
| 2008   | 0 | 5 | 13  | 8  | 0  | 1  | 39.1 | 50 | 32 | 31 | 31 | 24 | 196 | 7.09 |
| 2009   | 2 | 2 | 18  | 0  | 0  | 4  | 27.0 | 29 | 26 | 25 | 17 | 30 | 125 | 8.33 |
| Totals | 2 | 7 | 31  | 8  | 0  | 5  | 66.1 | 79 | 58 | 56 | 48 | 54 | 321 | 7.60 |

## CAREER HIGHS

|   |                         |  |
|---|-------------------------|--|
| Innings<br>7.1 vs. Fresno St. (Mar. 22, 2008) | Earned Runs*<br>0 (11x) | Strikeouts<br>5 vs. Mississippi State (Mar. 8, 2009) |
| Hits*<br>0 (4x)                               | Walks*<br>0 (10x)       | * - denotes career low                               |



**SAM SPANGLER****23****6-2 » 200 » JR****P » B/T: L/L****Albuquerque, NM  
(Valley HS)**

**2009 (Sophomore):** Made a team-high 19 appearances, all in relief... held a record of 5-3 with four saves and a 4.17 ERA in 45.1 innings, striking out 48...drafted in the 20th round of the Major League Baseball draft by the Pittsburgh Pirates...earned WAC Pitcher of the Week honors (Mar. 2)...didn't allow an earned run in his first five outings, running a streak of 16.0 innings without an earned run to start the season...struck out three while allowing an unearned run on no hits in 3.0 innings vs. UC Irvine (Feb. 21)...struck out five in 3.1 scoreless innings to get the save at Minnesota (Feb. 26)...pitched 4.0 scoreless innings, allowing just one hit with four strikeouts at Minnesota (Mar. 1)...got the win vs. Mississippi State (Mar. 6), pitching 2.0 scoreless innings with three strikeouts...struck out two with one unearned run in 1.2 innings vs. Loyola Marymount (Mar. 12)...got the win vs. Loyola Marymount (Mar. 15), allowing two runs in 2.2 innings...picked up his third win vs. Washington (Mar. 20), allowing one run in 1.2 innings...got another win vs. Coastal Carolina (Mar. 27), pitching 2.2 scoreless innings...pitched a perfect inning vs. San Jose State (Apr. 4) to get the save...got his fifth win vs. San Jose State (Apr. 5), pitching 4.2 scoreless innings...got a save vs. Sacramento State (Apr. 17) despite allowing two runs in 1.0 innings...struck out five in 2.2 innings to get his fourth save of the year at New Mexico State (Apr. 24).

**2008 (Freshman):** Made 21 appearances with one start, carrying a 1-3 record and a save with a 6.75 ERA and 29 strikeouts in 21.1 innings pitched...pitched 2.1 scoreless innings vs. Michigan (Mar. 1)...pitched a scoreless inning at Stanford (Apr. 1)...went seven appearances without giving up an earned run (Mar. 18-Apr. 20)...pitched 3.2 scoreless innings vs. Sacramento State (May 2)...allowed two unearned runs while striking out six in 3.1 innings at New Mexico State (May 8).



**2007:** Redshirted.

**Prep:** A 2006 graduate of Valley High School in Albuquerque, N.M...lettered three years in baseball...earned all-state, all-league and all-district first-team honors...was a member of the Latin Honor Society...was a Valley Academy Letterman...earned academic all-league honors.

**Personal:** Born in Albuquerque, N.M...has one sister...parents are Querida and Thor Spangler of Albuquerque, N.M.

**CAREER STATISTICS**

| YEAR   | W | L | App | GS | CG | SV | IP   | H  | R  | ER | BB | SO | BF  | ERA  |
|--------|---|---|-----|----|----|----|------|----|----|----|----|----|-----|------|
| 2008   | 1 | 3 | 21  | 1  | 0  | 1  | 21.1 | 19 | 21 | 16 | 29 | 17 | 113 | 6.75 |
| 2009   | 5 | 3 | 19  | 0  | 0  | 4  | 45.1 | 49 | 24 | 21 | 14 | 48 | 197 | 4.17 |
| Totals | 6 | 6 | 40  | 1  | 0  | 5  | 66.2 | 68 | 45 | 37 | 43 | 65 | 310 | 5.00 |

**CAREER HIGHS****Innings**

4.2 vs. San Jose State (Apr. 5, 2009)

**Hits\***

0 (12x)

**Earned Runs\***

0 (22x)

**Walks\***

0 (18x)

**Strikeouts**

6 at New Mexico St. (May 8, 2008)

\* - denotes career low

# JEFFREY VAN DOORNUM 13



**6-3 ▶ 185 ▶ JR**  
**OF ▶ B/T: R/R**  
**Huntington Beach, CA**  
**(Huntington Beach HS)**

**2009 (Sophomore):** Played in 43 games, starting 11 in the outfield and 30 as the designated hitter...finished with a .228 batting average with 16 home runs, 18 runs, two homers, one triple, five doubles and six stolen bases...went 3-for-4 with a double, two runs and a stolen base vs. UC Irvine (Feb. 21)...had a 2-for-4 game with two runs and two RBI at Portland (Mar. 22)...went 2-for-4 with a home run vs. San Jose State (Apr. 4)...homed again in a 2-for-3 game at New Mexico State (Apr. 25).

**2008 (Freshman):** Played in all 60 games, starting 44 in the outfield and 11 as a designated hitter...finished with a .299 batting average with 44 RBI, 38 runs, four home runs and 21 doubles...had 23 multiple-hit games and 12 multiple-RBI games...had three straight two-hit games in the series vs. San Francisco (Feb. 22-23), posting three RBI, a double and a run, then two doubles and two runs on opposite ends of a doubleheader...went 2-for-3 with three RBI, a double and a home run that was estimated to travel about 450-475 feet vs. Northern Illinois (Feb. 28) in the Coca-Cola Classic...batted .462 with three RBI, three runs, a double and three walks in the series at Sacramento State (Mar. 28-30)...went 3-for-5 with one RBI at Stanford (Apr. 1)...had a 3-for-4 game with three RBI, two runs and two doubles at San Jose State (Apr. 5)...went 2-for-5 with two RBI and a double at Louisiana Tech (Apr. 26)...had three straight two-hit games in the Sacramento State series (May 3-4)...went 5-for-11 with four RBI, two runs and a double in a doubleheader at New Mexico State (May 10)...was 2-for-5 with three RBI, a double and run vs. New Mexico State at the WAC Tournament (May 22)... went 3-for-6 with two home runs and five RBI vs. Nevada in the WAC Tournament (May 23)...named to the WAC Tournament all-tournament team.

**2007:** Redshirted.



**Prep:** A 2006 graduate of Huntington Beach High School in Huntington Beach, Calif...lettered two years in basketball...earned second-team all-league honors...lettered three years in baseball...was named to all-league team twice...also earned Offensive Player of the Year honors twice...was a member of the Woodlands Bulls baseball team...helped team to USABF World Series Championship titles in 2001, '02 and '03.

**Personal:** Born in Huntington Beach, Calif...has one younger brother and one younger sister, who is on the UH track and field team... parents are Cathy and Hans Van Doornum of Huntington Beach, Calif.

## CAREER STATISTICS

| YEAR   | GP-GS  | AB  | R  | H   | 2B | 3B | HR | RBI | BB | HBP | SO | SB-A | AVG  | FLD   |
|--------|--------|-----|----|-----|----|----|----|-----|----|-----|----|------|------|-------|
| 2008   | 60-55  | 231 | 38 | 69  | 21 | 0  | 4  | 44  | 15 | 4   | 50 | 1-6  | .299 | .963  |
| 2009   | 42-40  | 146 | 18 | 34  | 5  | 1  | 2  | 15  | 11 | 2   | 39 | 6-6  | .233 | 1.000 |
| Totals | 102-95 | 377 | 56 | 103 | 26 | 1  | 6  | 59  | 26 | 6   | 89 | 7-12 | .273 | .971  |

## CAREER HIGHS

|                 |                                    |   |  |
|-----------------|------------------------------------|---|--|
| Runs<br>2 (12x) | RBI<br>5 vs. Nevada (May 23, 2008) | Triples<br>1 vs. Portland (Mar. 20, 2009) | Stolen Bases<br>2 vs. Minnesota (Mar. 1, 2009)       |
| Hits<br>3 (5x)  | Doubles<br>2 (2x)                  | Home Runs<br>2 vs. Nevada (May 23, 2008)  | Longest Hitting Streak<br>10 (Mar. 28-Apr. 10, 2008) |

# LENNY LINSKY

# 34



6-2 ▶▶ 205 ▶▶ SO  
 P ▶▶ B/T: R/R  
 Palos Verdes, CA  
 (Peninsula HS)



**2009 (Freshman):** Made 12 appearances, all in relief...was 1-1 with a save, an 8.47 ERA and 15 strikeouts in 17.0 innings pitched...pitched 7.0 consecutive innings without allowing an earned run (Mar. 22-Apr. 7)...got the win at Portland (Mar. 22), pitching 3.0 shutout innings...struck out two with no runs and just one hit vs. Coastal Carolina (Mar. 27)...combined for a shutout vs. San Jose State (Apr. 3), pitching a shutout inning...struck out four with no earned runs in 2.0 innings vs. Utah Valley (May 16).

**Prep:** A 2008 graduate of Peninsula High School in Rolling Hills Estates, Calif...earned three letters in baseball...received Most Outstanding Player and Captain's Award...received Baseball's Athlete of the Year honor...ranked the 146th top draft prospect out of California by Baseball America...named to Principal's honor roll.

**Personal:** Born in Hermosa Beach, Calif...plans to major in business or psychology...has one younger sister and one younger brother...parents are Stuart and Celia Linsky of Rancho Palos Verdes, Calif.

## CAREER STATISTICS

| YEAR | W | L | App | GS | CG | SV | IP   | H  | R  | ER | BB | SO | BF | ERA  |
|------|---|---|-----|----|----|----|------|----|----|----|----|----|----|------|
| 2009 | 1 | 1 | 12  | 0  | 0  | 1  | 17.0 | 22 | 21 | 16 | 14 | 15 | 91 | 8.47 |

## CAREER HIGHS

|   |                        |  |
|---|------------------------|--|
| Innings<br>3.0 vs. Portland (Mar. 22, 2009) | Earned Runs*<br>0 (5x) | Strikeouts<br>4 vs. Utah Valley (May 16, 2009) |
| Hits*<br>1 (4x)                             | Walks*<br>0 (3x)       | * - denotes career low                         |

# CONNOR LITTLE

# 15



6-5 ▶ 220 ▶ SO

P ▶ B/T: R/R

San Diego, CA

(Rancho Bernado HS)

**2009 (Freshman):** Made 15 appearances, including five starts... finished the season 3-0 with a 6.49 ERA and 26 strikeouts in 34.2 innings pitched...struck out six in 2.2 no-hit innings vs. Mississippi State (Mar. 7)...pitched 2.2 scoreless innings in a win over Loyola Marymount (Mar. 13)...got a win over Coastal Carolina (Mar. 28), allowing two runs in 6.2 innings, striking out three with no walks... had a great start at Arizona State (Apr. 21), pitching 3.0 perfect innings...got the win at St. Mary's (May 5), allowing no earned runs in 4.0 innings.

**Prep:** A 2008 graduate of Rancho Bernado High School in San Diego, Calif...lettered in both baseball and basketball...named to Union Tribune all-academic team in the 2006-07 season...received the three-year varsity award in 2008...earned honorable mention all-league honors in basketball.

**Personal:** Born in San Diego, Calif...plans to major in kinesiology... has two younger brothers and one older sister...parents are Rich and Sandi Little of San Diego, Calif.



## CAREER STATISTICS

| YEAR | W | L | App | GS | CG | SV | IP   | H  | R  | ER | BB | SO | BF  | ERA  |
|------|---|---|-----|----|----|----|------|----|----|----|----|----|-----|------|
| 2009 | 3 | 0 | 15  | 5  | 0  | 0  | 34.2 | 42 | 26 | 25 | 19 | 26 | 162 | 6.49 |

## CAREER HIGHS

Innings  
6.2 vs. Coastal Carolina (Mar. 28, 2009)

Hits\*  
0 (3x)

Earned Runs\*  
0 (5x)

Walks\*  
0 (3x)

Strikeouts  
6 vs. Mississippi State (Mar. 7, 2009)

\* - denotes career low

# JESSE MOORE

2



5-10 ▶▶ 160 ▶▶ SO  
 P/IF ▶▶ B/T: R/R  
 San Diego, CA  
 (Mission Bay HS)



**2009 (Freshman):** Made 12 appearances, all in relief, while appearing once in the batter's box...finished with a 4.88 ERA in 24.0 innings pitched, striking out 17...struck out in his only plate appearance of the season...pitched 5.0 innings in first collegiate appearance at Portland (Mar. 22), allowing one run on three hits with six strikeouts...pitched 3.0 shutout innings vs. San Jose State (Apr. 5), allowing just two hits...pitched 2.1 shutout innings at Nevada (Apr. 11)... allowed just four hits with no runs in 4.2 innings vs. Louisiana Tech (May 2).

**Prep:** A 2008 graduate of Mission Bay High School in San Diego, Calif...earned four letters in baseball...named to second team all-league in 2007...named to first team all-league in 2008...team MVP in 2008...named to all-CIF second team in 2008...senior year batting average was .433.

**Personal:** Born in San Diego, Calif...plans to major in business...has one older sister...parents are Mike and Cathy of San Diego, Calif.

## CAREER STATISTICS

| YEAR | W | L | App | GS | CG | SV | IP   | H  | R  | ER | BB | SO | BF  | ERA  |
|------|---|---|-----|----|----|----|------|----|----|----|----|----|-----|------|
| 2009 | 0 | 1 | 12  | 0  | 0  | 0  | 24.0 | 26 | 16 | 13 | 15 | 17 | 112 | 4.88 |

## CAREER HIGHS

|   |                        |  |
|---|------------------------|--|
| Innings<br>5.0 vs. Portland (Mar. 22, 2009) | Earned Runs*<br>0 (4x) | Strikeouts<br>6 vs. Portland (Mar. 22, 2009) |
| Hits*<br>0 at Arizona State (Apr. 21, 2009) | Walks*<br>0 (2x)       | * - denotes career low                       |

# MATT SISTO

# 24



6-4 » 230 » SO  
 P » B/T: R/R  
 Anaheim, CA  
 (Cypress HS)



**2009 (Freshman):** Made 14 appearances, including 13 starts...finished with a 5-4 record, two complete games and a 4.37 ERA in 82.1 innings pitched, striking out 50 with just 14 walks...earned third-team all-freshman honors from Ping!...got the win over UC Irvine (Feb. 22) in his first collegiate start, striking out four with no walks and two runs in 7.0 innings...allowed just one run in 7.0 innings with three strikeouts and no walks in a win over Oregon (Mar. 21)...got another win over Coastal Carolina (Mar. 27), allowing one run in 5.0 innings...took the hard-luck loss vs. San Jose State (Apr. 4), pitching a seven-inning complete game with just one earned run...got a win at Nevada (Apr. 10)...struck out seven with just two runs in a nine-inning complete game loss to Sacramento State (Apr. 18)...pitched 7.0 shutout innings with four strikeouts and no walks vs. Utah Valley (May 15)...struck out seven with three runs in 6.0 innings vs. Nevada (May 22) in the WAC Tournament.

**Prep:** A 2008 graduate of Cypress High School in Cypress, Calif...earned four letters in baseball...team won league championships from 2005-07...team won the CIF championship in 2005...named all-league in 2006 and '07...named to all-CIF and all-county teams in 2007...TPX Preseason first team All American in 2008...named to All-Academic teams in 2006-08...ranked the 149th top draft prospect out of California by Baseball America...member of the Physics Club.

**Personal:** Born in Torrance, Calif...major is undecided...has one younger sister...parents are John and Maria Sisto of Anaheim, Calif.

## CAREER STATISTICS

| YEAR | W | L | App | GS | CG | SV | IP   | H   | R  | ER | BB | SO | BF  | ERA  |
|------|---|---|-----|----|----|----|------|-----|----|----|----|----|-----|------|
| 2009 | 5 | 4 | 14  | 13 | 2  | 0  | 82.1 | 104 | 48 | 40 | 14 | 50 | 360 | 4.37 |

## CAREER HIGHS

|   |  |                        |
|---|--|------------------------|
| Innings<br>9.0 vs. Sacramento State (Mar. 18, 2009) | Earned Runs*<br>0 vs. Utah Valley (May 15, 2009) | Strikeouts<br>7 (3x)   |
| Hits*<br>5 (2x)                                     | Walks*<br>0 (6x)                                 | * - denotes career low |

# EASTON TORIGOE

41



5-11 » 185 » SO  
 1B » B/T: S/R  
 Honolulu, O'ahu  
 (Mid-Pacific Institute)



**2009 (Freshman):** Played in 10 games, starting three as a designated hitter...finished with a .133 batting average and one run...big game of the season came vs. Loyola Marymount (Mar. 14), going 2-for-3 with a run.

**Prep:** A 2008 graduate of Mid-Pacific Institute in Honolulu, O'ahu...earned three letters in baseball...received the Team Player Award in 2008...named to second team all-league...named to first team all-state...batting average was .413 during his senior year... named to President's list and honor roll...MPI scholar...member of the National Society of High School Scholars.

**Personal:** Born in Honolulu, O'ahu...plans to major in electrical engineering...has twin younger brothers and two older sisters...parents are Noel and Lynne Torigoe of Honolulu, O'ahu.

## CAREER STATISTICS

| YEAR | GP-GS | AB | R | H | 2B | 3B | HR | RBI | BB | HBP | SO | SB-A | AVG  | FLD   |
|------|-------|----|---|---|----|----|----|-----|----|-----|----|------|------|-------|
| 2009 | 10-3  | 15 | 1 | 2 | 0  | 0  | 0  | 0   | 2  | 2   | 7  | 0-0  | .133 | 1.000 |

## CAREER HIGHS

|  |              |                |   |
|--|--------------|----------------|---|
| Runs<br>1 vs. Loyola Marymount (Mar. 14, 2009) | RBI<br>0     | Triples<br>0   | Stolen Bases<br>0                           |
| Hits<br>2 vs. Loyola Marymount (Mar. 14, 2009) | Doubles<br>0 | Home Runs<br>0 | Longest Hitting Streak<br>1 (Mar. 14, 2009) |

# KOLTEN WONG

# 14



5-9 » 190 » SO  
IF/C/OF » B/T: L/R

Hilo, Hawai'i  
(Kamehameha-Hawai'i)

**2009 (Freshman):** Started all 58 games in centerfield...named first team all-WAC...earned WAC Freshman of the Year honors...named freshman all-America by Louisville Slugger/Collegiate Baseball, Baseball America, Rivals.com, the National Collegiate Baseball Writers Association and Ping!...earned second-team all-West Region honors from the American Baseball Coaches Association and Rawlings...played on the USA Baseball national team this past summer...finished the year with a .341 batting average, posting 52 RBI, 46 runs, 11 homers, two triples, 21 doubles and 11 stolen bases...ended WAC play with a .424 batting average, 29 RBI, 15 runs, five homers, 12 doubles and two triples...earned Dairy Queen Classic all-tournament honors...tied the school single-game home run record, breaking the record at home, by homering three times vs. Loyola Marymount (Mar. 12)...earned WAC Hitter of the Week honors (Apr. 13), after going 12-for-18 with 10 RBI, seven runs, two homers, three doubles and two stolen bases...went 4-for-6 with three RBI, three runs and a home run at Nevada (Apr. 9)...was 4-for-5 with five RBI, a homer, a double and two runs at Nevada (Apr. 10)...had a 16-game hitting streak from Apr. 4-26 that included 12 multiple-hit games...homered in back-to-back games at Fresno State (May 7, 8), then went 1-for-5 with three RBI and 3-for-5 with three RBI, two runs and two doubles in the doubleheader (May 9).

**Prep:** A 2008 graduate of Kamehameha-Hawai'i in Kea'au, Hawai'i...lettered in both football and baseball...State co-Player of the Year in 2008 in baseball...named to all-league first team from 2005-08...named to all-state first team in 2006 and '08...batting average was .660 during his senior year, never batting below .500 throughout his four-year high school career...played for the Hilo Cal Ripken League team that took second in the 2003 World Series...also named league Player of the Year in football in 2006, earning first-team all-league honors from 2005-07...drafted in the 16th round of the Major League Baseball First-Year Player Draft by the Minnesota Twins...inducted into the HHSAA Foundation Hall of Honor...was a scholar-athlete.



**Personal:** Born in Hilo, Hawai'i... has one younger brother and one younger sister...parents are Kaha and Keala Wong of Hilo, Hawai'i.


## CAREER STATISTICS

| YEAR | GP-GS | AB  | R  | H  | 2B | 3B | HR | RBI | BB | HBP | SO | SB-A  | AVG  | FLD  |
|------|-------|-----|----|----|----|----|----|-----|----|-----|----|-------|------|------|
| 2009 | 58-58 | 226 | 46 | 77 | 21 | 2  | 11 | 52  | 25 | 5   | 23 | 11-15 | .341 | .974 |

## CAREER HIGHS

|                |                   |   |   |
|----------------|-------------------|---|---|
| Runs<br>3 (3x) | RBI<br>5 (2x)     | Triples<br>1 (2x)                                   | Stolen Bases<br>2 at Santa Clara (Apr. 7, 2009) |
| Hits<br>4 (2x) | Doubles<br>2 (2x) | Home Runs<br>3 vs. Loyola Marymount (Mar. 15, 2009) | Longest Hitting Streak<br>16 (Apr. 4-26, 2009)  |



**NICK CROCE****33**

**6-2 ▶▶ 180 ▶▶ FR**  
**C ▶▶ B/T: R/R**  
**San Diego, CA**  
**(Mission Bay HS)**

**2009:** Redshirted.

**Prep:** A 2008 graduate of Mission Bay High in San Diego, Calif... earned two letters in baseball and football...baseball team won league championship in 2007 and '08...football team won league championship in 2007...taken in the 45th round of the 2008 Major League Baseball First-Year Player Draft by the Atlanta Braves.

**Personal:** Born in San Diego, Calif....major is undecided...has one older sister and one younger sister...parents are Ernie and Beth Croce of San Diego, Calif.


**RUSSELL DOI****7**

**5-10 ▶▶ 170 ▶▶ FR**  
**IF ▶▶ B/T: L/R**  
**Honolulu, O'ahu**  
**(Mid-Pacific Institute)**

**2009:** Redshirted.

**Prep:** A 2008 graduate of Mid-Pacific Institute in Honolulu, O'ahu...lettered in both bowling and baseball...named to the all-state first team at second base...2008 all-league at second base...named to 2008 HHSAA state baseball all-tournament team (infield)...batting average was .414 in 2008....received President's list throughout high school for academics.

**Personal:** Born in Honolulu, O'ahu...plans to major in business...has one older sister...parents are Ronald and Debbie Doi of Honolulu, O'ahu.

**CHASE KOISSIAN****3**

**5-10 ▶▶ 180 ▶▶ FR**  
**OF ▶▶ B/T: R/R**  
**Cypress, CA**  
**(Cypress HS)**

**2009:** Played in six games, starting one game as an outfielder, before earning a medical hardship.

**Prep:** A 2008 graduate of Cypress High School in Cypress, Calif... team won Empire League Championships in 2006 and '07...ranked the 147th top draft prospect out of California by Baseball America... named to All-Academic Team in 2007 and '08.

**Personal:** Born in Long Beach, Calif...major is undecided...has one younger sister...parents are Michael and Tamara Koissian of Cypress, Calif.

## TRENT ALLIANIC

6



6-0 ▶ 185 ▶ FR  
P/IF ▶ B/T: R/R  
Kōloa, Kauaʻi  
(Kauaʻi HS)

**Prep:** A 2009 graduate of Kauaʻi High School in Lihuʻe, Kauaʻi...played baseball and football for three years...football and baseball teams won conference championships from 2007 to '09...baseball team won state Division II championship in 2008...named all-conference all-star for baseball from 2007-08...named all-state honorable mention in 2008...named Offensive Player of the Year for football in 2008...an honor-roll student.

**Personal:** Born in Lihuʻe, Kauaʻi...plans to major in kinesiology...has one older sister...parents are Glenn and June Allianic of Kōloa, Kauaʻi.

## BRELAND ALMADOVA

21



6-1 ▶ 185 ▶ FR  
OF ▶ B/T: R/L  
Honolulu, Oʻahu  
(ʻIolani School)

**Prep:** A 2009 graduate of ʻIolani School...played baseball and football for three years...baseball team won ILH championship in 2009...football team won ILH and Division II state championships in 2007 and '08...in 2008 named to all-ILH first team and all-state second team for baseball...in 2009 named to all-ILH and all-state first team...won Hawaiʻi Player of the Year award...named Hawaiʻi Gatorade Player of the Year...named Hawaiʻi Louisville Slugger Player of the Year...named to all-ILH first team and all-state second team in 2008 for football...also was part of Habitat for Humanity and the Fellowship of Christian Athletes.

**Personal:** Born in Honolulu, Oʻahu...plans to major in travel industry management...has one younger sister...father played football for UH ...parents are Bryan and Diane Almadova of Honolulu, Oʻahu.

## COLLIN BENNETT

18



6-1 ▶ 205 ▶ SO  
OF ▶ B/T: R/R  
Bellevue, WA  
(Tacoma CC)

**Prior to UH:** Attended Tacoma Community College in Tacoma, Wash., for one year...played baseball for one year...named to all-western division first team and all-conference first team...named to Gold Glove Western Division, Gold Glove all-conference and Gold Glove all-West Coast...finished with a .391 batting average.

**Prep:** A 2008 graduate of Newport High School in Bellevue, Wash...played baseball for four years...played basketball and football for three years...baseball team won state championship in 2006...named to all-conference first team and all-state second team for baseball...named all-conference first team in 2006 and '07 for football...named all-conference second team for basketball...batting average was .360 in senior year with 2 home runs.

**Personal:** Born in Bellevue, Wash...major is undecided...has one older brother...parents are Eric and Lael Bennett of Bellevue, Wash.

## KALANI BRACKENRIDGE

4



5-10 ▶ 175 ▶ FR  
OF/IF ▶ B/T: R/R  
Kapolei, Oʻahu  
(Kapolei HS)

**Prep:** A 2009 graduate of Kapolei High School in Kapolei, Oʻahu...played baseball for four years and football for two years...named to the OIA first team for baseball in 2007 and '08...named to OIA first team for football in 2008 and '09...batting average was .400 in his junior year with 17 stolen bases, 16 RBI and a home run...was drafted by the Tampa Bay Rays in his senior year of high school in the 44th round.

**Personal:** Born in Lihuʻe, Kauaʻi...major is undecided...has two older brothers and one older sister...father played for the Minnesota Twins...older brother Tyron plays for the Jacksonville Jaguars ...parents are Lyle and Irene Brackenridge of Kapolei, Oʻahu.

**DEREK BROWN****28**

**6-1 » 185 » FR**  
**P » B/T: L/L**  
**Woodstock, IL**  
**(Woodstock HS)**

**Prep:** A 2009 graduate of Woodstock High School in Woodstock, Ill...played baseball, football and basketball for three years...named team captain in senior year...named to the all-area team for basketball, football and baseball.

**Personal:** Born in Fort Lauderdale, Fla...major is undecided...parents are Shawn Brown and Kim Andes of Woodstock, Ill.

**DAVID FREITAS****19**

**6-3 » 225 » JR**  
**C » B/T: R/R**  
**Sacramento, CA**  
**(Cosumnes River College)**

**Prior to UH:** Attended Cosumnes River College in Sacramento, Calif., for two years...played baseball from 2007-08...named all-American junior-college catcher...named MVP at junior college.

**Prep:** A 2007 graduate of Elk Grove High School in Elk Grove, Calif...baseball team won section championships from 2005-07.

**Personal:** Born in Sacramento, Calif...plans to major in sociology...has one brother...mother is Cheryl Hogge of Wilton, Calif.

**ZACH GALLAGHER****32**

**5-11 » 190 » JR**  
**P » B/T: R/R**  
**Camas, WA**  
**(Columbia Basin College)**

**Prior to UH:** Attended Columbia Basin College in Pasco, Wash., for two years...played baseball for two years...team won conference championship in 2009...named to all-league second team in 2008...in 2009 named MVP of league, all-conference first team and all-league first team.

**Prep:** A 2007 graduate of Camas High School in Camas, Wash...played baseball for three years and basketball for one year...baseball team won conference championship in 2007...named to all-league first team for baseball in 2006 and '07...in 2007 named MVP of league and all-state first team.

**Personal:** Born in Tucson, Ariz...plans to major in physical therapy...has one younger brother...parents are Jett and Angela Gallagher of Camas, Wash.

**PI'IKEA KITAMURA****9**

**6-0 » 200 » FR**  
**IF » B/T: R/R**  
**Kāne'ohe, O'ahu**  
**(Kamehameha Schools)**

**Prep:** A 2009 graduate of Kamehameha Schools in Honolulu, O'ahu...played baseball for four years...played football for one year...baseball team won ILH championship in 2006...named all-state honorable mention in 2006 and '07 for baseball...in 2008 named to ILH first team and all-state second team...in 2009 named to ILH and all-state first team (all-tourney team)...named to ILH second team for football in 2008...had a batting average of .410 in senior year.

**Personal:** Born in Kāne'ohe, O'ahu...major is undecided...has one older brother...parents are Galen and Danielle Kitamura of Kāne'ohe, O'ahu.

## BLAIR WALTERS

# 27



6-0 ▶▶ 200 ▶▶ JR  
P ▶▶ B/T: L/L  
Oak Park, CA  
(Ventura CC)

**Prior to UH:** Attended Ventura Community College in Ventura, Calif., for two years...named to all-league second team in 2007 and all-league first team in 2008.

**Prep:** A 2007 graduate of Oak Park High School in Oak Park, Calif...played baseball for three years...team won league championship in 2005...named to all-league first team in 2007.

**Personal:** Born in Van Nuys, Calif...plans to major in sociology...has one older brother and one older sister...parents are Steve and Jayla Walters of Oak Park, Calif.

## RANDY YARD

# 39



6-0 ▶▶ 170 ▶▶ JR  
P ▶▶ B/T: R/R  
Los Osos, CA  
(Central Arizona College)

**Prior to UH:** Attended Riverside Community College in Riverside, Calif., from 2007-08...attended Central Arizona College from 2008-09...played baseball for two years...placed third in states at Riverside Community College...had 78 innings pitched at Central Arizona College.

**Prep:** A 2007 graduate of Palm Desert High School in Palm Desert, Calif...played baseball for two years.

**Personal:** Born in Snoqualmie, Wash...plans to major in sociology...has one brother...parents are Larry and Sandra Yard of Los Osos, Calif.

## RAINBOW FEVER PROGRAM



The University of Hawai'i Athletics Department extends a warm mahalo to the Hawaii Food Industry Association for its support of the Rainbow Fever Program. Since 1985, the Rainbow Fever program has assisted the University of Hawai'i with scholarship funding. The program has raised nearly \$3 million for the UH Athletic Scholarship Fund and has assisted more than 550 UH student-athletes. All Rainbow Fever donations are used to pay for either fifth-year scholarships or summer school sessions to ensure UH student-athletes are given the opportunity to complete their degrees and graduate.

THERE ARE THOSE WHO PLAY AND THOSE WHO WATCH.  
THOSE WHO CHEER AND THOSE WHO ARE CHEERED.  
THOSE WHO KNOW THAT EVERY HIT HAS A BAT,  
EVERY CATCH HAS A GLOVE AND EVERY GAME A WINNER.

EASTON BASEBALL. BUILT TO WIN.



**EASTON**®

OFFICIAL SPONSOR OF CHAMPIONSHIP BASEBALL

EASTONBASEBALL.COM

### Opening with the Anteaters

Hawai'i opened the 2009 campaign hosting ninth-ranked UC Irvine for a four-game series. The Anteaters were coming off an NCAA Super Regional appearance and had high hopes of getting back to the College World Series. After a great pitching performance by Ant eater Daniel Bibona who held UH to a 5-1 loss in the opener, the Rainbows hung with UCI the next two games, falling 5-4 in both games. Hawai'i then was able to get an offensive explosion in the finale, scoring six runs in the first three innings before hanging on to a 7-4 victory.

### Minnesota in February?

The Rainbows went on an interesting first road trip. Where many teams travel to warm-weather climates in the early season, Hawai'i headed North to play four games in Minnesota. The 'Bows were able to keep warm, as all four games, including three in the Dairy Queen Classic, were played in the Minneapolis Metrodome.

Before starting the classic, UH opened the trip with a 6-2 victory over host Minnesota. The Rainbows then followed it up with an exciting 3-2 victory over Washington, as Landon Hernandez hit a walk-off RBI single in the bottom of the ninth. But the trip turned sour in the next two days as UC Santa Barbara blitzed UH 10-4 before Minnesota scored three runs in the bottom of the ninth to get a come-from-behind victory over the 'Bows, 5-4.



Jayson Kramer

### Rainbows Get Hot

UH opened a four-game series with No. 26 Mississippi State with a 3-1 loss. But following that game, the Rainbows went on an eight-game winning streak that started to get people around the country looking at the 'Bows.

Hawai'i won the next three games of the Mississippi State series, highlighted by a 10-run fifth inning in the 10-5 win on Mar. 7. UH then swept a four-game series against Loyola Marymount, pushing their record to 10-6 while raising the team's RPI to No. 12 in the country.

### Wong Ties School Home Run Record

In the finale of the Loyola Marymount series, freshman Kolten Wong put his name in the school record books. The Hilo, Hawai'i, native hit three home runs in the game, becoming just the fifth Rainbow to go for three homers in a game. Wong was the first 'Bow to do it at home and just the second to hit homers in three straight at-bats. The four previous UH players to hit three home runs in a game were Jon Hansen at UH-Hilo (Feb. 2, 1979), Wade Mauricio at UH-Hilo (Feb. 4, 1979), Mario Monico vs. Utah in the WAC Tournament in Provo, Utah (May 17, 1985), and Mark McWherter at Brigham Young (May 6, 1988).

### Slaats Does it in Five Pitches

Pitcher Josh Slaats had an efficient couple of pitching performances in the Loyola Marymount series, picking up a win and a save in 1.1 innings, using just five pitches. On Mar. 12, Slaats came in with the bases loaded in the top of the 10th. With his second pitch, LMU's Ollie Enos flied out to left. Leftfielder Matt Roquemore then threw out the Lion runner attempting to tag up from third, completing the double play. UH then got a walk-off single by Kevin Macdonald in the bottom of the 10th to win the game. On Mar. 13, Slaats came in with runners on first and second with one out in the ninth UH ahead 6-5. On his second pitch, catcher Landon Hernandez caught a Lion baserunner trying to steal third. Slaats then completed the three-pitch strikeout to earn the save.

### Taking Home the Roses

Hawai'i had one more non-conference road trip, playing five games in four days in the state of Oregon, starting with the Rose City Classic in Portland.

UH continued its hot play, beating Washington 9-7 in 10 innings. But with a quick turnaround, the Rainbows couldn't

keep it going, ending the eight-game win streak with a 13-2 loss to Portland later in the day.

The 'Bows then beat Oregon 3-1 on a great pitching performance by freshman Matt Sisto to advance to the classic championship game, a rematch vs. Portland. Hawai'i used a five-run fourth inning to take an early 6-3 edge, only to see the Pilots come back to tie the game on three different occasions, sending it to extra innings. After scoreless 10th and 11th innings, Christian Johnson came in to hit a pinch-hit home run in the 12th, giving UH the 9-8 victory and the Rose City Baseball Classic championship.

The Rainbows then closed out the trip with an 8-4 loss at Oregon State before returning to the islands.

### Responding to a No-Hitter

Coming home after the long road trip, the Rainbows faced No. 18 Coastal Carolina on just two days' rest. Along with the tough circumstances of playing on short rest, Hawai'i also had to deal with one of the best left-handed pitchers in the collegiate game, Coastal's Cody Wheeler. UH's Jayson Kramer battled with Wheeler for seven innings, allowing just two runs on five hits. But Wheeler was having a career night, becoming the first opposing pitcher to throw a nine-inning no-hitter by himself against the 'Bows in a 4-0 victory.

But as remarkable as Wheeler's performance was, the Rainbows pulled a feat almost as impressive, coming back to win the final three games of the series. In a double-header, Hawai'i came from behind with two runs in the bottom of the ninth, including a walk-off hit-by-pitch by Kevin Macdonald, giving UH the 5-4 victory. Then the 'Bows came up with a big 7-1 victory in the night-cap before holding on to a 4-3 win in the series finale the next day.

### Getting Some National Recognition

After the impressive series victory over the Chanticleers, Hawai'i started to show up as more than just a blip on the national radar. Rivals.com posted UH at No. 24 in their national top 25 poll while the 'Bows were No. 8 nationally in the RPI.

Hawai'i would later make it into the Baseball America poll on a couple occasions (ranking 23rd on Apr. 6 and No. 20 on Apr. 20), reappearing in the Rivals.com poll two more times.



Vinnie Catricala

### Opening WAC Play With a Statement

After the impressive non-conference slate Hawai'i went through, the 'Bows opened Western Athletic Conference play with a four-game home series vs. San Jose State. UH took it to the Spartans early, getting a combined shutout from Jayson Kramer and Lenny Linsky in the opener. After splitting the doubleheader, Hawai'i closed out the series with a 7-4 victory to win the opening WAC series.

### Lots of Runs and Rain in Reno

After posting an 8-4 victory at Santa Clara, the Rainbows headed to Reno, Nev., for a four-game series against the Wolf Pack of Nevada.

The series started with a typical Peccole Park slugfest as Nevada picked up a 14-12 victory in 12 innings. The second game started out the same way, with UH holding a 6-4 edge in the bottom of the second inning before the rains came, forcing the conclusion to be postponed and the series finale to be cancelled. When they came back to finish the game, the 'Bows held off the Wolf Pack 13-11 before falling 10-5 in the final game of the series.

### The Ups and Downs of WAC Play

Hawai'i returned home to take a 3-1 series victory over Sacramento State, again vaulting UH into the national rankings. The Rainbows then fell to top-ranked Arizona State in a mid-week game before splitting a four-game series at New Mexico State.

With a conference record of 9-6, the 'Bows then ran into a buzz saw that was the Louisiana Tech Bulldogs. UH dropped all four games in the series, including two games won in the ninth inning, falling back to 9-10 in WAC play.

### Fighting For Postseason Life in Fresno

Following the frustrating series sweep at home, UH responded with a 10-3 win at St. Mary's in a mid-week game before heading to Fresno, Calif., for a four-game series against the defending national champion Bulldogs.

Fresno State won the first two games of the series, 17-9 and 14-11, putting Hawai'i in jeopardy of not qualifying for the WAC Tournament, which was going to be played at Les Murakami Stadium in Honolulu. But the Rainbows responded in the doubleheader, winning 15-10 and 15-6 to secure a spot in the tournament.

### Mānoa Mashers Crush Home Run Record

The Rainbows found a prowess for the long ball in 2009, smashing the school's 26-year-old single-season home run record.

UH broke the old record of 58 home runs, set in 1983, during the May 9 doubleheader at Fresno State. Hawai'i ended the season with 64 home runs. Three 'Bows made their way into the single-season top 10 list, led by Macdonald's 14 homers, good for third. Vinnie Catricala ended the year with 12 homers, tied for fourth on the list, and Wong ended up tied for sixth with 11.

### Final Tune-Up

UH had one last four-game series against Utah Valley the week before they were set to host the WAC Tournament. Hawai'i started with 7-2 and 4-1 victories with two impressive pitching performances from Kramer and Matt Sisto. But Utah Valleys' bats got hot in the final two games of their season, winning 12-1 and 10-2 to close it out.

### Hosting the WAC Tournament

The Rainbows hosted its first WAC Tournament since the 1992 season, earning the No. 5 seed in the tournament. UH had extra motivation coming into the tournament as they would match up against Louisiana Tech, the team that swept the 'Bows earlier in the month.

Hawai'i got out to an early lead, scoring runs in the first and fourth innings, to go ahead 2-0. But Tech came back, tying the score with runs in the fifth and sixth. The Rainbows took the lead back with a run

in the top of the eighth inning before the Bulldogs again broke UH's spirit, as LTU got a two-run home run in the bottom of the ninth, winning the game 4-3.

The 'Bows didn't have much time to contemplate their loss as they were set to play Nevada the following morning. In another back-and-forth battle, Hawai'i saw its lead fall to more late-inning heroics as Shaun Kort hit an RBI-double in the top of the ninth to tie the score at 4-4. But this time, the Rainbows came up with the game-winner in the 10th inning as Catricala sacrificed in Kevin Fujii, giving UH the 5-4 win to stay alive.

The Rainbows then faced Fresno State in the next elimination game. After a 2-2 tie through the first six innings, the Bulldogs' bats erupted. A two-run homer in the seventh inning made it 4-2 before more runs late in the game sealed the deal, and Fresno State handed UH a 10-3 loss to end the season.

### 'Bows Say Goodbye to Five Seniors, Catricala

With the end of the season also came the end of the careers of UH's five seniors, Jared Alexander, Hernandez, Shane Hoey, Kramer and Ryan Morford.

Alexander was a two-year letterwinner at UH, earning first-team all-WAC honors in 2008. He made 24 starts in his career, holding a record of 10-6 with 95 strikeouts and just 27 walks.

Hernandez was a three-year starter at catcher, starting 162 games in his four-year career. He finished with a .275 batting average, 91 RBI, 73 runs, 15 homers and 24 doubles, earning second-team all-WAC honors in 2008.

Hoey played two years with the Rainbows, making 28 starts. He had 10 RBI, 10 runs, four doubles and a home run.

Kramer was a four-year letterwinner, making 54 relief appearances in his first three years at UH, before becoming the staff ace in 2009. Kramer earned first team all-WAC in 2009, finishing his career with a record of 9-9 with eight saves in 198.0 innings.

Ryan Morford played two years for the Rainbows, playing sparingly in 2008 before starting 47 games in 2009. Morford finished 2009 with a .305 batting average, posting 22 RBI, 36 runs, 12 doubles and four homers.

Besides the seniors, third baseman Vinnie Catricala also left after the 2009 season when he signed with the Seattle Mariners, who drafted him in the 10th round of the Major League Baseball draft. Catricala led the team in 2009, batting .349 with 13 homers, 13 doubles, 44 RBI and 51 runs. He ended his career with 20 home runs, 110 RBI and 112 runs.

# ◀ 2009 SEASON STATISTICS

Record: 32-26 Home: 20-15 Away: 8-9 Neutral: 4-2 WAC: 11-12

(All games Sorted by Batting avg)

| Player              | AVG  | GP | GS | AB   | R   | H   | 2B  | 3B | HR | RBI | TB  | SLG% | BB  | HBP | SO  | GDP | OB%  | SF | SH | SB | ATT | PO   | A   | E  | FLD%  |
|---------------------|------|----|----|------|-----|-----|-----|----|----|-----|-----|------|-----|-----|-----|-----|------|----|----|----|-----|------|-----|----|-------|
| Josh Chevalier      | .357 | 12 | 2  | 14   | 4   | 5   | 2   | 0  | 0  | 3   | 7   | .500 | 5   | 0   | 3   | 0   | .526 | 0  | 1  | 0  | 0   | 0    | 2   | 0  | 1.000 |
| Vinnie Catricala    | .349 | 58 | 58 | 218  | 51  | 76  | 13  | 1  | 13 | 44  | 130 | .596 | 36  | 5   | 43  | 3   | .447 | 3  | 0  | 3  | 7   | 38   | 124 | 15 | .915  |
| Kolten Wong         | .341 | 58 | 58 | 226  | 46  | 77  | 21  | 2  | 11 | 52  | 135 | .597 | 25  | 5   | 23  | 1   | .418 | 0  | 1  | 11 | 15  | 142  | 7   | 4  | .974  |
| Ryan Morford        | .305 | 50 | 47 | 167  | 36  | 51  | 12  | 0  | 4  | 22  | 75  | .449 | 23  | 2   | 19  | 3   | .392 | 2  | 4  | 2  | 4   | 94   | 135 | 0  | 1.000 |
| Sean Montplaisir    | .291 | 46 | 42 | 151  | 30  | 44  | 16  | 1  | 5  | 26  | 77  | .510 | 18  | 7   | 27  | 3   | .385 | 3  | 3  | 2  | 6   | 75   | 6   | 3  | .964  |
| Matt Roquemore      | .281 | 40 | 39 | 128  | 16  | 36  | 7   | 1  | 0  | 12  | 45  | .352 | 11  | 4   | 24  | 3   | .357 | 0  | 5  | 4  | 4   | 57   | 3   | 1  | .984  |
| Kevin Macdonald     | .271 | 58 | 58 | 221  | 44  | 60  | 12  | 0  | 14 | 60  | 114 | .516 | 24  | 6   | 52  | 6   | .352 | 5  | 2  | 0  | 2   | 567  | 49  | 6  | .990  |
| Greg Garcia         | .265 | 58 | 58 | 226  | 46  | 60  | 11  | 5  | 2  | 23  | 87  | .385 | 30  | 4   | 40  | 2   | .359 | 2  | 9  | 6  | 7   | 72   | 235 | 16 | .950  |
| Landon Hernandez    | .252 | 45 | 44 | 151  | 21  | 38  | 7   | 0  | 6  | 22  | 63  | .417 | 20  | 7   | 29  | 4   | .361 | 2  | 2  | 2  | 3   | 241  | 41  | 2  | .993  |
| Alex Myers          | .250 | 4  | 0  | 4    | 0   | 1   | 0   | 0  | 0  | 0   | 1   | .250 | 0   | 0   | 1   | 0   | .250 | 0  | 0  | 0  | 0   | 0    | 2   | 0  | 1.000 |
| Jeffrey Van Doornum | .228 | 43 | 41 | 149  | 18  | 34  | 5   | 1  | 2  | 16  | 47  | .315 | 12  | 2   | 40  | 3   | .293 | 1  | 0  | 6  | 6   | 21   | 0   | 0  | 1.000 |
| Kevin Fujii         | .220 | 21 | 17 | 59   | 6   | 13  | 1   | 0  | 0  | 8   | 14  | .237 | 3   | 1   | 12  | 3   | .270 | 0  | 1  | 1  | 1   | 107  | 17  | 1  | .992  |
| Christian Johnson   | .214 | 42 | 35 | 131  | 18  | 28  | 6   | 1  | 6  | 23  | 54  | .412 | 16  | 1   | 41  | 4   | .304 | 0  | 2  | 1  | 1   | 44   | 0   | 3  | .936  |
| Shane Hoey          | .197 | 28 | 19 | 71   | 8   | 14  | 2   | 0  | 1  | 7   | 19  | .268 | 8   | 3   | 18  | 2   | .301 | 1  | 2  | 0  | 1   | 31   | 38  | 4  | .945  |
| Easton Torigoe      | .133 | 10 | 3  | 15   | 1   | 2   | 0   | 0  | 0  | 0   | 2   | .133 | 2   | 2   | 7   | 1   | .316 | 0  | 0  | 0  | 0   | 6    | 1   | 0  | 1.000 |
| Chase Koissian      | .000 | 6  | 1  | 6    | 1   | 0   | 0   | 0  | 0  | 0   | 0   | .000 | 1   | 0   | 4   | 0   | .143 | 0  | 0  | 0  | 0   | 4    | 0   | 0  | 1.000 |
| Jesse Moore         | .000 | 1  | 0  | 1    | 0   | 0   | 0   | 0  | 0  | 0   | 0   | .000 | 0   | 0   | 1   | 0   | .000 | 0  | 0  | 0  | 0   | 1    | 5   | 0  | 1.000 |
| Totals              | .278 | 58 | 58 | 1938 | 346 | 539 | 115 | 12 | 64 | 318 | 870 | .449 | 234 | 49  | 384 | 38  | .367 | 19 | 32 | 38 | 57  | 1530 | 715 | 58 | .975  |
| Opponents           | .310 | 58 | 58 | 2038 | 376 | 632 | 125 | 21 | 54 | 350 | 961 | .472 | 177 | 38  | 350 | 50  | .373 | 20 | 39 | 45 | 74  | 1501 | 596 | 54 | .975  |

LOB - Team (424), Opp (407). DPs turned - Team (65), Opp (48). CI - Team (1), Hernandez 1. IBB - Team (9), Catricala 3, Morford 2, Wong 2, Montplaisir 1, Van Doornum 1, Opp (7). Picked off - Catricala 3, Garcia 2, Macdonald 1, Wong 1, Hernandez 1.

(All games Sorted by Earned run avg)

| Player          | ERA   | W  | L  | APP | GS | CG | SHO | CBO | SV | IP    | H   | R   | ER  | BB  | SO  | 2B  | 3B | HR | AB   | B/Avg | WP | HBP | BK | SFA | SHA |
|-----------------|-------|----|----|-----|----|----|-----|-----|----|-------|-----|-----|-----|-----|-----|-----|----|----|------|-------|----|-----|----|-----|-----|
| Jayson Kramer   | 3.47  | 5  | 4  | 15  | 14 | 1  | 0   | 1   | 1  | 93.1  | 98  | 46  | 36  | 22  | 45  | 17  | 1  | 5  | 351  | .279  | 3  | 9   | 0  | 3   | 6   |
| Sam Spangler    | 4.17  | 5  | 3  | 19  | 0  | 0  | 0   | 0   | 4  | 45.1  | 49  | 24  | 21  | 14  | 48  | 7   | 0  | 3  | 179  | .274  | 8  | 0   | 2  | 2   | 2   |
| Matt Sisto      | 4.37  | 5  | 4  | 14  | 13 | 2  | 0   | 0   | 0  | 82.1  | 104 | 48  | 40  | 14  | 50  | 20  | 3  | 6  | 331  | .314  | 6  | 5   | 1  | 2   | 8   |
| Jesse Moore     | 4.88  | 0  | 1  | 12  | 0  | 0  | 0   | 0   | 0  | 24.0  | 26  | 16  | 13  | 15  | 17  | 6   | 0  | 1  | 90   | .289  | 2  | 3   | 0  | 1   | 3   |
| Nate Klein      | 5.10  | 3  | 4  | 11  | 10 | 0  | 0   | 0   | 0  | 60.0  | 69  | 38  | 34  | 13  | 47  | 15  | 4  | 9  | 238  | .290  | 4  | 2   | 0  | 0   | 3   |
| Connor Little   | 6.49  | 3  | 0  | 15  | 5  | 0  | 0   | 0   | 0  | 34.2  | 42  | 26  | 25  | 19  | 26  | 6   | 2  | 3  | 138  | .304  | 2  | 2   | 1  | 3   | 0   |
| Jared Alexander | 7.26  | 3  | 3  | 14  | 12 | 0  | 0   | 0   | 0  | 53.1  | 85  | 48  | 43  | 12  | 32  | 18  | 5  | 6  | 232  | .366  | 6  | 3   | 2  | 2   | 1   |
| Harrison Kuroda | 7.98  | 4  | 1  | 15  | 1  | 0  | 0   | 0   | 0  | 29.1  | 40  | 27  | 26  | 6   | 13  | 10  | 0  | 6  | 121  | .331  | 1  | 3   | 1  | 2   | 4   |
| Josh Slaats     | 8.33  | 2  | 2  | 18  | 0  | 0  | 0   | 0   | 4  | 27.0  | 29  | 26  | 25  | 17  | 30  | 7   | 1  | 2  | 101  | .287  | 1  | 1   | 1  | 2   | 4   |
| Lenny Linsky    | 8.47  | 1  | 1  | 12  | 0  | 0  | 0   | 1   | 1  | 17.0  | 22  | 21  | 16  | 14  | 15  | 6   | 2  | 3  | 69   | .319  | 1  | 4   | 0  | 2   | 2   |
| Ryan Davis      | 9.31  | 0  | 0  | 10  | 0  | 0  | 0   | 0   | 0  | 19.1  | 32  | 25  | 20  | 16  | 11  | 7   | 0  | 4  | 86   | .372  | 2  | 3   | 0  | 0   | 3   |
| Alex Capaul     | 9.86  | 1  | 3  | 9   | 3  | 0  | 0   | 0   | 0  | 21.0  | 29  | 24  | 23  | 12  | 15  | 6   | 2  | 3  | 86   | .337  | 2  | 3   | 0  | 1   | 1   |
| Alex Myers      | 18.90 | 0  | 0  | 4   | 0  | 0  | 0   | 0   | 0  | 3.1   | 7   | 7   | 7   | 3   | 1   | 0   | 1  | 3  | 16   | .438  | 0  | 0   | 0  | 0   | 2   |
| Totals          | 5.74  | 32 | 26 | 58  | 58 | 3  | 1   | 1   | 10 | 510.0 | 632 | 376 | 325 | 177 | 350 | 125 | 21 | 54 | 2038 | .310  | 38 | 38  | 8  | 20  | 39  |
| Opponents       | 5.50  | 26 | 32 | 58  | 58 | 2  | 1   | 0   | 9  | 500.2 | 539 | 346 | 306 | 234 | 384 | 115 | 12 | 64 | 1938 | .278  | 42 | 49  | 12 | 19  | 32  |

PB - Team (13), Hernandez 9, Fujii 4, Opp (6). Pickoffs - Team (4), Spangler 1, Fujii 1, Sisto 1, Alexander 1, Opp (8). SBA/ATT - Hernandez (38-58), Fujii (7-15), Sisto (6-14), Kramer (6-12), Alexander (5-10), Klein (7-9), Little (4-7), Linsky (4-4), Slaats (3-4), Spangler (4-4), Capaul (1-3), Davis, R (2-3), Moore (1-2), Kuroda (2-2).



| Game date | Opposing team       | Score   | r-h-e   | r-h-e   | Inns | Overall | WAC     | Pitcher of record | Attend | Time |
|-----------|---------------------|---------|---------|---------|------|---------|---------|-------------------|--------|------|
| Feb 20    | UC IRVINE           | 1-5 L   | 1-2-0   | 5-8-1   | 9    | 0-1-0   | 0-0-0   | Kramer (L 0-1)    | 3844   | 2:24 |
| Feb 21    | UC IRVINE           | 4-5 L   | 4-7-1   | 5-9-2   | 9    | 0-2-0   | 0-0-0   | Klein (L 0-1)     | -      | 2:15 |
| Feb 21    | UC IRVINE           | 4-5 L   | 4-10-3  | 5-4-1   | 7    | 0-3-0   | 0-0-0   | Capaul (L 0-1)    | 2643   | 2:12 |
| Feb 22    | UC IRVINE           | W 7-4   | 7-8-0   | 4-7-0   | 9    | 1-3-0   | 0-0-0   | Sisto (W 1-0)     | 2347   | 2:37 |
| Feb 26    | at Minnesota        | W 6-2   | 6-10-2  | 2-11-0  | 9    | 2-3-0   | 0-0-0   | Kramer (W 1-1)    | 223    | 2:45 |
| Feb 27    | vs Washington       | W 3-2   | 3-6-0   | 2-7-1   | 9    | 3-3-0   | 0-0-0   | Kuroda (W 1-0)    | 0      | 2:08 |
| Feb 28    | vs UC Santa Barbara | 4-10 L  | 4-7-3   | 10-14-0 | 9    | 3-4-0   | 0-0-0   | Sisto (L 1-1)     | 0      | 2:33 |
| Mar 1     | at Minnesota        | 4-5 L   | 4-8-0   | 5-7-0   | 9    | 3-5-0   | 0-0-0   | Slaats (L 0-1)    | 1993   | 2:43 |
| Mar 5     | MISSISSIPPI STATE   | 1-3 L   | 1-4-0   | 3-7-0   | 9    | 3-6-0   | 0-0-0   | Kramer (L 1-2)    | 2224   | 2:26 |
| Mar 6     | MISSISSIPPI STATE   | W 7-4   | 7-4-1   | 4-8-2   | 9    | 4-6-0   | 0-0-0   | Spangler (W 1-0)  | 2498   | 2:52 |
| Mar 7     | MISSISSIPPI STATE   | W 10-5  | 10-14-0 | 5-5-1   | 9    | 5-6-0   | 0-0-0   | Kuroda (W 2-0)    | 2418   | 3:08 |
| Mar 8     | MISSISSIPPI STATE   | W 11-5  | 11-12-1 | 5-13-4  | 9    | 6-6-0   | 0-0-0   | Slaats (W 1-1)    | 2629   | 3:29 |
| Mar 12    | LOYOLA MARYMOUNT    | W 6-5   | 6-13-1  | 5-10-0  | (10) | 7-6-0   | 0-0-0   | Slaats (W 2-1)    | 2084   | 3:33 |
| Mar 13    | LOYOLA MARYMOUNT    | W 3-2   | 3-2-1   | 2-9-2   | 9    | 8-6-0   | 0-0-0   | Little (W 1-0)    | 2639   | 2:41 |
| Mar 14    | LOYOLA MARYMOUNT    | W 9-5   | 9-13-2  | 5-8-1   | 9    | 9-6-0   | 0-0-0   | Kuroda (W 3-0)    | 3306   | 3:04 |
| Mar 15    | LOYOLA MARYMOUNT    | W 6-5   | 6-7-0   | 5-10-0  | 9    | 10-6-0  | 0-0-0   | Spangler (W 2-0)  | 2631   | 2:34 |
| Mar 20    | vs Washington       | W 9-7   | 9-15-0  | 7-15-2  | (10) | 11-6-0  | 0-0-0   | Spangler (W 3-0)  | 0      | 3:38 |
| Mar 20    | vs Portland         | 2-13 L  | 2-5-0   | 13-15-0 | 9    | 11-7-0  | 0-0-0   | Alexander (L 0-1) | 0      | 2:17 |
| Mar 21    | vs Oregon           | W 3-1   | 3-7-0   | 1-10-0  | 9    | 12-7-0  | 0-0-0   | Sisto (W 2-1)     | 0      | 2:57 |
| Mar 22    | vs Portland         | W 9-8   | 9-12-2  | 8-13-0  | (12) | 13-7-0  | 0-0-0   | Linsky (W 1-0)    | 1839   | 4:06 |
| Mar 23    | at Oregon State     | 4-8 L   | 4-5-1   | 8-11-1  | 9    | 13-8-0  | 0-0-0   | Kuroda (L 3-1)    | 724    | 2:25 |
| Mar 26    | COASTAL CAROLINA    | 0-4 L   | 0-0-2   | 4-9-0   | 9    | 13-9-0  | 0-0-0   | Kramer (L 1-3)    | 2725   | 2:24 |
| Mar 27    | COASTAL CAROLINA    | W 5-4   | 5-10-0  | 4-12-1  | 9    | 14-9-0  | 0-0-0   | Spangler (W 4-0)  | -      | 2:58 |
| Mar 27    | COASTAL CAROLINA    | W 7-1   | 7-10-0  | 1-9-1   | 7    | 15-9-0  | 0-0-0   | Sisto (W 3-1)     | 3031   | 2:06 |
| Mar 28    | COASTAL CAROLINA    | W 4-3   | 4-9-1   | 3-8-0   | 9    | 16-9-0  | 0-0-0   | Little (W 2-0)    | 2885   | 2:23 |
| Apr 3     | SAN JOSE STATE      | W 3-0   | 3-7-2   | 0-7-1   | 9    | 17-9-0  | 1-0-0   | Kramer (W 2-3)    | 3492   | 2:00 |
| Apr 4     | SAN JOSE STATE      | W 7-5   | 7-10-0  | 5-10-1  | 9    | 18-9-0  | 2-0-0   | Kuroda (W 4-1)    | -      | 2:57 |
| Apr 4     | SAN JOSE STATE      | 2-3 L   | 2-3-1   | 3-5-1   | 7    | 18-10-0 | 2-1-0   | Sisto (L 3-2)     | 4326   | 1:54 |
| Apr 5     | SAN JOSE STATE      | W 7-4   | 7-10-0  | 4-11-1  | 9    | 19-10-0 | 3-1-0   | Spangler (W 5-0)  | 3052   | 2:39 |
| Apr 7     | at Santa Clara      | W 8-4   | 8-7-1   | 4-8-2   | 9    | 20-10-0 | 3-1-0   | Capaul (W 1-1)    | 316    | 3:00 |
| Apr 9     | at Nevada           | 12-14 L | 12-18-4 | 14-15-2 | (12) | 20-11-0 | 3-2-0   | Linsky (L 1-1)    | 602    | 3:58 |
| Apr 10    | at Nevada           | W 13-11 | 13-19-3 | 11-18-1 | 9    | 21-11-0 | 4-2-0   | Sisto (W 4-2)     | 0      | 3:10 |
| Apr 11    | at Nevada           | 5-10 L  | 5-11-2  | 10-14-1 | 9    | 21-12-0 | 4-3-0   | Klein (L 0-2)     | 871    | 2:39 |
| Apr 17    | SACRAMENTO STATE    | W 5-4   | 5-9-0   | 4-9-1   | 9    | 22-12-0 | 5-3-0   | Kramer (W 3-3)    | 3669   | 2:48 |
| Apr 18    | SACRAMENTO STATE    | 1-2 L   | 1-7-0   | 2-8-0   | 9    | 22-13-0 | 5-4-0   | Sisto (L 4-3)     | -      | 2:18 |
| Apr 18    | SACRAMENTO STATE    | W 7-2   | 7-7-0   | 2-7-1   | 7    | 23-13-0 | 6-4-0   | Klein (W 1-2)     | 3978   | 2:08 |
| Apr 19    | SACRAMENTO STATE    | W 8-4   | 8-10-0  | 4-8-2   | 9    | 24-13-0 | 7-4-0   | Alexander (W 1-1) | 2628   | 2:49 |
| Apr 21    | at Arizona State    | 2-17 L  | 2-9-2   | 17-13-0 | 9    | 24-14-0 | 7-4-0   | Capaul (L 1-2)    | 2824   | 3:00 |
| Apr 24    | at New Mexico State | W 12-10 | 12-17-1 | 10-14-2 | 9    | 25-14-0 | 8-4-0   | Kramer (W 4-3)    | 526    | 3:10 |
| Apr 25    | at New Mexico State | 6-16 L  | 6-11-1  | 16-18-0 | 8    | 25-15-0 | 8-5-0   | Sisto (L 4-4)     | -      | 2:30 |
| Apr 25    | at New Mexico State | W 8-7   | 8-13-0  | 7-15-0  | (10) | 26-15-0 | 9-5-0   | Alexander (W 2-1) | 437    | 3:15 |
| Apr 26    | at New Mexico State | 9-20 L  | 9-13-2  | 20-18-1 | 7    | 26-16-0 | 9-6-0   | Capaul (L 1-3)    | 340    | 2:48 |
| Apr 30    | LOUISIANA TECH      | 1-5 L   | 1-5-2   | 5-7-1   | 9    | 26-17-0 | 9-7-0   | Kramer (L 4-4)    | 2406   | 2:18 |
| May 1     | LOUISIANA TECH      | 5-8 L   | 5-9-1   | 8-12-0  | 9    | 26-18-0 | 9-8-0   | Spangler (L 5-1)  | 3526   | 2:49 |
| May 2     | LOUISIANA TECH      | 4-8 L   | 4-8-0   | 8-14-2  | 9    | 26-19-0 | 9-9-0   | Klein (L 1-3)     | 4567   | 3:08 |
| May 3     | LOUISIANA TECH      | 7-8 L   | 7-10-0  | 8-14-1  | 9    | 26-20-0 | 9-10-0  | Slaats (L 2-2)    | 2922   | 3:31 |
| May 5     | at St. Mary's       | W 10-3  | 10-9-1  | 3-10-3  | 9    | 27-20-0 | 9-10-0  | Little (W 3-0)    | 204    | 2:52 |
| May 7     | at Fresno State     | 9-17 L  | 9-14-1  | 17-17-1 | 9    | 27-21-0 | 9-11-0  | Moore (L 0-1)     | 1921   | 2:58 |
| May 8     | at Fresno State     | 11-14 L | 11-18-1 | 14-15-1 | 9    | 27-22-0 | 9-12-0  | Spangler (L 5-2)  | 2186   | 2:50 |
| May 9     | at Fresno State     | W 15-10 | 15-22-2 | 10-11-2 | 9    | 28-22-0 | 10-12-0 | Klein (W 2-3)     | -      | 3:02 |
| May 9     | at Fresno State     | W 15-6  | 15-16-3 | 6-9-1   | 7    | 29-22-0 | 11-12-0 | Alexander (W 3-1) | 2790   | 2:39 |
| May 14    | UTAH VALLEY         | W 7-2   | 7-10-1  | 2-7-1   | 9    | 30-22-0 | 11-12-0 | Kramer (W 5-4)    | 2131   | 2:16 |
| May 15    | UTAH VALLEY         | W 4-1   | 4-9-0   | 1-9-1   | 9    | 31-22-0 | 11-12-0 | Sisto (W 5-4)     | 3179   | 2:45 |
| May 16    | UTAH VALLEY         | 1-12 L  | 1-5-2   | 12-12-0 | 9    | 31-23-0 | 11-12-0 | Klein (L 2-4)     | 4254   | 3:03 |
| May 17    | UTAH VALLEY         | 2-10 L  | 2-3-1   | 10-18-0 | 9    | 31-24-0 | 11-12-0 | Alexander (L 3-2) | 2823   | 3:21 |
| May 21    | LOUISIANA TECH      | 3-4 L   | 3-7-1   | 4-13-2  | 9    | 31-25-0 | 11-12-0 | Spangler (L 5-3)  | 2935   | 2:53 |
| May 22    | NEVADA              | W 5-4   | 5-5-0   | 4-12-0  | (10) | 32-25-0 | 11-12-0 | Klein (W 3-4)     | 2113   | 2:57 |
| May 23    | FRESNO STATE        | 3-10 L  | 3-8-2   | 10-15-1 | 9    | 32-26-0 | 11-12-0 | Alexander (L 3-3) | 2812   | 3:17 |

( ) extra inning game

**Final WAC Standings**

| Team           | WAC Games |    |   |      | All Games |    |   |      |
|----------------|-----------|----|---|------|-----------|----|---|------|
|                | W         | L  | T | Pct. | W         | L  | T | Pct. |
| San Jose St.   | 15        | 7  | 0 | .682 | 41        | 20 | 0 | .672 |
| Louisiana Tech | 13        | 11 | 0 | .542 | 29        | 22 | 0 | .569 |
| Fresno St.     | 12        | 12 | 0 | .500 | 32        | 30 | 0 | .516 |
| New Mexico St. | 12        | 12 | 0 | .500 | 44        | 17 | 0 | .721 |
| Hawai'i        | 11        | 12 | 0 | .478 | 32        | 26 | 0 | .552 |
| Nevada         | 10        | 13 | 0 | .435 | 25        | 31 | 0 | .446 |
| Sacramento St. | 8         | 14 | 0 | .364 | 27        | 27 | 0 | .500 |

**Final WAC Statistics**

| Team           | Team Batting |      |      |     |     |     |    |     |     |     |        |
|----------------|--------------|------|------|-----|-----|-----|----|-----|-----|-----|--------|
|                | G            | Avg  | AB   | R   | H   | 2B  | 3B | HR  | BB  | SO  | SB-ATT |
| New Mexico St. | 61           | .353 | 2186 | 668 | 772 | 151 | 15 | 119 | 416 | 436 | 61-72  |
| San Jose St.   | 61           | .339 | 2131 | 472 | 723 | 135 | 10 | 43  | 229 | 214 | 36-61  |
| Louisiana Tech | 51           | .323 | 1803 | 438 | 582 | 104 | 10 | 92  | 198 | 308 | 60-83  |
| Sacramento St. | 54           | .317 | 1851 | 389 | 587 | 116 | 10 | 63  | 165 | 369 | 60-81  |
| Nevada         | 56           | .287 | 1939 | 349 | 556 | 115 | 16 | 44  | 211 | 360 | 51-72  |
| Fresno State   | 62           | .283 | 2085 | 453 | 591 | 112 | 9  | 89  | 332 | 472 | 44-71  |
| Hawai'i        | 58           | .278 | 1938 | 346 | 539 | 115 | 12 | 64  | 234 | 384 | 38-57  |

| Team           | Team Pitching |      |    |    |    |       |     |     |     |     |     |
|----------------|---------------|------|----|----|----|-------|-----|-----|-----|-----|-----|
|                | G             | ERA  | W  | L  | SV | IP    | H   | R   | ER  | BB  | SO  |
| San Jose St.   | 61            | 4.66 | 41 | 20 | 17 | 531.0 | 546 | 302 | 275 | 210 | 453 |
| Fresno St.     | 62            | 5.61 | 32 | 30 | 10 | 534.0 | 677 | 417 | 333 | 218 | 374 |
| Hawai'i        | 58            | 5.74 | 32 | 26 | 10 | 510.0 | 632 | 376 | 325 | 177 | 350 |
| Nevada         | 56            | 6.14 | 25 | 31 | 8  | 487.0 | 585 | 377 | 332 | 242 | 342 |
| New Mexico St. | 61            | 6.28 | 44 | 17 | 15 | 523.0 | 665 | 432 | 365 | 247 | 446 |
| Sacramento St. | 54            | 6.33 | 27 | 27 | 11 | 453.2 | 580 | 367 | 319 | 209 | 318 |
| Louisiana Tech | 51            | 7.24 | 29 | 22 | 8  | 437.2 | 568 | 405 | 352 | 259 | 353 |

| Team           | Team Fielding |      |     |    |      |    |    |        |  |  |  |
|----------------|---------------|------|-----|----|------|----|----|--------|--|--|--|
|                | G             | PO   | A   | E  | PCT  | DP | PB | SB-ATT |  |  |  |
| San Jose St.   | 61            | 1593 | 643 | 51 | .978 | 54 | 11 | 34-63  |  |  |  |
| Hawai'i        | 58            | 1530 | 715 | 58 | .975 | 65 | 13 | 45-74  |  |  |  |
| Sacramento St. | 54            | 1361 | 535 | 62 | .968 | 55 | 13 | 52-74  |  |  |  |
| New Mexico St. | 61            | 1569 | 701 | 76 | .968 | 69 | 8  | 25-48  |  |  |  |
| Nevada         | 56            | 1461 | 629 | 70 | .968 | 71 | 6  | 39-67  |  |  |  |
| Fresno St.     | 62            | 1600 | 681 | 86 | .964 | 59 | 5  | 39-63  |  |  |  |
| Louisiana Tech | 51            | 1313 | 487 | 72 | .962 | 47 | 15 | 45-60  |  |  |  |

| Team                  | Individual Batting |      |     |    |    |     |    |    |    |    |  |  |
|-----------------------|--------------------|------|-----|----|----|-----|----|----|----|----|--|--|
|                       | G                  | Avg  | AB  | R  | H  | RBI | 2B | 3B | HR | BB |  |  |
| Sodders, Mike-NMSU    | 50                 | .422 | 187 | 55 | 79 | 68  | 19 | 2  | 13 | 26 |  |  |
| Marquez, Bryan-NMSU   | 60                 | .414 | 215 | 83 | 89 | 85  | 14 | 1  | 22 | 49 |  |  |
| Bruns, Jacob-SJSU     | 51                 | .399 | 178 | 47 | 71 | 42  | 16 | 1  | 7  | 18 |  |  |
| Aguirre, Leo-NMSU     | 49                 | .398 | 166 | 43 | 66 | 47  | 11 | 3  | 8  | 29 |  |  |
| Crosby, Blake-SAC     | 54                 | .397 | 209 | 36 | 83 | 47  | 9  | 1  | 4  | 13 |  |  |
| Bellows, Kyle-SJSU    | 59                 | .389 | 239 | 62 | 93 | 57  | 16 | 4  | 10 | 15 |  |  |
| Valine, Corey-SJSU    | 48                 | .387 | 186 | 30 | 72 | 46  | 11 | 0  | 7  | 13 |  |  |
| Dageford, Devon-LTU   | 51                 | .385 | 195 | 59 | 75 | 68  | 18 | 3  | 23 | 18 |  |  |
| Winn, Kevin-LTU       | 51                 | .380 | 213 | 51 | 81 | 63  | 19 | 1  | 9  | 24 |  |  |
| Wheeler, Tim-SAC      | 54                 | .380 | 200 | 59 | 76 | 72  | 16 | 3  | 18 | 29 |  |  |
| Muno, Danny-FS        | 62                 | .379 | 224 | 74 | 85 | 41  | 25 | 1  | 3  | 64 |  |  |
| Martin, Jason-SJSU    | 61                 | .376 | 229 | 68 | 86 | 45  | 11 | 2  | 5  | 26 |  |  |
| Thomas, Patrick-LTU   | 50                 | .372 | 207 | 58 | 77 | 47  | 12 | 1  | 7  | 23 |  |  |
| Kersten, Chris-LTU    | 50                 | .372 | 191 | 49 | 71 | 58  | 20 | 2  | 18 | 17 |  |  |
| Farnham, Jeffrey-NMSU | 57                 | .371 | 237 | 70 | 88 | 76  | 16 | 1  | 13 | 40 |  |  |
| Reynoso, Wade-NMSU    | 60                 | .370 | 230 | 56 | 85 | 68  | 16 | 2  | 11 | 32 |  |  |
| Martinez, Hunter-SAC  | 54                 | .364 | 239 | 67 | 87 | 32  | 11 | 2  | 5  | 17 |  |  |
| Powers, Josh-SAC      | 54                 | .358 | 212 | 41 | 76 | 44  | 26 | 0  | 3  | 9  |  |  |
| Melino, Nick-NEV      | 53                 | .352 | 165 | 28 | 58 | 39  | 15 | 2  | 4  | 15 |  |  |
| Catricala, Vinnie-UH  | 58                 | .349 | 218 | 51 | 76 | 44  | 13 | 1  | 13 | 36 |  |  |

| Team                  | Individual Pitching |      |     |    |      |     |    |    |    |    |  |
|-----------------------|---------------------|------|-----|----|------|-----|----|----|----|----|--|
|                       | App                 | ERA  | W-L | Sv | IP   | H   | R  | ER | BB | SO |  |
| Berner, David-SJSU    | 13                  | 3.20 | 7-2 | 0  | 95.2 | 84  | 43 | 34 | 15 | 84 |  |
| Kramer, Jayson-UH     | 15                  | 3.47 | 5-4 | 1  | 93.1 | 98  | 46 | 36 | 22 | 45 |  |
| Shopshire, Ryan-SJSU  | 14                  | 4.04 | 6-1 | 2  | 62.1 | 59  | 29 | 28 | 30 | 69 |  |
| Sprague, Holden-FS    | 23                  | 4.20 | 7-4 | 4  | 98.2 | 104 | 56 | 46 | 19 | 67 |  |
| Sisto, Matthew-UH     | 14                  | 4.37 | 5-4 | 0  | 82.1 | 104 | 48 | 40 | 14 | 50 |  |
| Peterson, Max-SJSU    | 15                  | 4.55 | 7-1 | 0  | 65.1 | 61  | 33 | 33 | 37 | 62 |  |
| Simon, Daniel-NMSU    | 15                  | 4.55 | 9-1 | 0  | 87.0 | 97  | 54 | 44 | 38 | 71 |  |
| Achelpohl, Derek-NEV  | 15                  | 4.58 | 4-6 | 0  | 74.2 | 103 | 45 | 38 | 16 | 58 |  |
| Morse, Matt-FS        | 19                  | 4.72 | 4-3 | 1  | 80.0 | 97  | 57 | 42 | 26 | 50 |  |
| Benny, Derek-FS       | 16                  | 5.09 | 4-4 | 1  | 86.2 | 101 | 59 | 49 | 22 | 58 |  |
| Klein, Nathaniel-UH   | 11                  | 5.10 | 3-4 | 0  | 60.0 | 69  | 38 | 34 | 13 | 47 |  |
| Sandoval, Brandon-SAC | 14                  | 5.49 | 5-4 | 0  | 77.0 | 86  | 52 | 47 | 36 | 56 |  |
| Darraha, Jesse-SAC    | 14                  | 5.64 | 9-2 | 0  | 83.0 | 104 | 56 | 52 | 31 | 59 |  |
| Jordan, Jared-NMSU    | 15                  | 5.71 | 7-3 | 0  | 69.1 | 85  | 46 | 44 | 30 | 53 |  |
| Garcia, Chris-NEV     | 14                  | 6.02 | 4-6 | 0  | 80.2 | 81  | 57 | 54 | 52 | 57 |  |



Making every day a better day

Proud Corporate Partner of  
UH Athletics

Go  
Hawai'i!

As the premier contract food and facilities provider in Hawai'i, we proudly service the Campus Dining, Health Care and Concessions needs for clients including the University of Hawai'i at Manoa and Hilo, private K-12 schools, and local hospitals.

Sodexo conducts business with a simple mission in mind: to create and offer services that contribute to a more pleasant way of life for people whenever and wherever they come together.

One way we make these ideals a reality each and every day is by creating delicious recipes using the freshest ingredients from locally grown and family owned farms.

[www.uhmdining.com](http://www.uhmdining.com)  
[www.sodexousa.com](http://www.sodexousa.com)

### Fresno State

Apr. 9-11 (Honolulu, O'ahu)



Location: \_\_\_\_\_ Fresno, CA  
 Enrollment: \_\_\_\_\_ 21,389  
 Nickname: \_\_\_\_\_ Bulldogs  
 Baseball Field: \_\_\_\_\_ Pete Beiden (3,000)  
 Conference: \_\_\_\_\_ Western Athletic  
 Head Coach: \_\_\_\_\_ Mike Batesole  
 Record at School: \_\_\_\_\_ 251-195 (7)  
 Overall Record: \_\_\_\_\_ 507-353-1 (14)  
 Assistant Coaches: \_\_\_\_\_ Matt Curtis  
 \_\_\_\_\_ Pat Waer, Gregg Reymundo  
 2009 Record: \_\_\_\_\_ 32-30  
 Conf. Record (Place): \_\_\_\_\_ 12-12 (5th)  
 Final Ranking: \_\_\_\_\_ None  
 Letterwinners Ret./Lost: \_\_\_\_\_ 17/5  
 SID (for baseball): \_\_\_\_\_ Theresa Kurtz  
 Phone number: \_\_\_\_\_ (559) 244-5619  
 Series vs. UH: \_\_\_\_\_ FS leads 70-44

### Sacramento State

Apr. 16-18 (Sacramento, CA)



Location: \_\_\_\_\_ Sacramento, CA  
 Enrollment: \_\_\_\_\_ 29,362  
 Nickname: \_\_\_\_\_ Hornets  
 Baseball Field: \_\_\_\_\_ Hornet Field (1,267)  
 Conference: \_\_\_\_\_ Western Athletic  
 Head Coach: \_\_\_\_\_ John Smith  
 Record at School: \_\_\_\_\_ 861-880 (31)  
 Overall Record: \_\_\_\_\_ Same  
 Assistant Coaches: \_\_\_\_\_ Reggie Christiansen  
 \_\_\_\_\_ Jim Barr, John Callahan  
 2009 Record: \_\_\_\_\_ 27-27  
 Conf. Record (Place): \_\_\_\_\_ 8-14 (7th)  
 Final Ranking: \_\_\_\_\_ None  
 Letterwinners Ret./Lost: \_\_\_\_\_ 13/14  
 SID (for baseball): \_\_\_\_\_ J.D. Fox  
 Phone number: \_\_\_\_\_ (916) 278-6896  
 Series vs. UH: \_\_\_\_\_ UH leads 49-23

### Louisiana Tech

Apr. 22-25 (Ruston, LA)



Location: \_\_\_\_\_ Ruston, LA  
 Enrollment: \_\_\_\_\_ 11,500  
 Nickname: \_\_\_\_\_ Bulldogs  
 Baseball Field: \_\_\_\_\_ J.C. Love Field (3,000)  
 Conference: \_\_\_\_\_ Western Athletic  
 Head Coach: \_\_\_\_\_ Wade Simoneaux  
 Record at School: \_\_\_\_\_ 175-213-1 (7)  
 Overall Record: \_\_\_\_\_ Same  
 Assistant Coaches: \_\_\_\_\_ Brain Rountree,  
 \_\_\_\_\_ Fran Andermann, Spud Adams, David Szymanski  
 2009 Record: \_\_\_\_\_ 39-22  
 Conf. Record (Place): \_\_\_\_\_ 13-11 (2nd)  
 Final Ranking: \_\_\_\_\_ None  
 Letterwinners Ret./Lost: \_\_\_\_\_ 22/8  
 SID (for baseball): \_\_\_\_\_ John Sella  
 Phone number: \_\_\_\_\_ (318) 257-5071  
 Series vs. UH: \_\_\_\_\_ UH leads 23-21

### Nevada

Apr. 30-May 2 (Honolulu, O'ahu)



Location: \_\_\_\_\_ Reno, NV  
 Enrollment: \_\_\_\_\_ 17,000  
 Nickname: \_\_\_\_\_ Wolf Pack  
 Baseball Field: \_\_\_\_\_ Peccole Park (3,000)  
 Conference: \_\_\_\_\_ Western Athletic  
 Head Coach: \_\_\_\_\_ Gary Powers  
 Record at School: \_\_\_\_\_ 820-652-4 (27)  
 Overall Record: \_\_\_\_\_ Same  
 Assistant Coaches: \_\_\_\_\_ Stan Stolte,  
 \_\_\_\_\_ Chris Pfatenhauer, Kevin Tucker  
 2009 Record: \_\_\_\_\_ 25-31  
 Conf. Record (Place): \_\_\_\_\_ 10-13 (6th)  
 Final Ranking: \_\_\_\_\_ None  
 Letterwinners Ret./Lost: \_\_\_\_\_ 18/17  
 SID (for baseball): \_\_\_\_\_ Jack Kuestermeyer  
 Phone number: \_\_\_\_\_ (775) 682-6984  
 Series vs. UH: \_\_\_\_\_ UN leads 31-25

### New Mexico State

May 13-16 (Honolulu, O'ahu)



Location: \_\_\_\_\_ Las Cruces, NM  
 Enrollment: \_\_\_\_\_ 17,198  
 Nickname: \_\_\_\_\_ Aggies  
 Baseball Field: \_\_\_\_\_ Presley Askew Field (1,000)  
 Conference: \_\_\_\_\_ Western Athletic  
 Head Coach: \_\_\_\_\_ Rocky Ward  
 Record at School: \_\_\_\_\_ 298-328-1 (11)  
 Overall Record: \_\_\_\_\_ Same  
 Assistant Coaches: \_\_\_\_\_ Chad Tidwell  
 \_\_\_\_\_ Gary Ward  
 2009 Record: \_\_\_\_\_ 44-17  
 Conf. Record (Place): \_\_\_\_\_ 12-12 (3rd)  
 Final Ranking: \_\_\_\_\_ None  
 Letterwinners Ret./Lost: \_\_\_\_\_ 14/12  
 SID (for baseball): \_\_\_\_\_ Eddie Morelos  
 Phone number: \_\_\_\_\_ (505) 646-3269  
 Series vs. UH: \_\_\_\_\_ UH leads 9-6

### San Jose State

May 21-23 (San Jose, CA)



Location: \_\_\_\_\_ San Jose, CA  
 Enrollment: \_\_\_\_\_ 32,746  
 Nickname: \_\_\_\_\_ Spartans  
 Baseball Field: \_\_\_\_\_ Municipal Stadium (5,200)  
 Conference: \_\_\_\_\_ Western Athletic  
 Head Coach: \_\_\_\_\_ Sam Piraro  
 Record at School: \_\_\_\_\_ 726-540-6 (22)  
 Overall Record: \_\_\_\_\_ Same  
 Assistant Coaches: \_\_\_\_\_ Tom Kunis  
 \_\_\_\_\_ Jeff Pritchard, Brian Yocke  
 2009 Record: \_\_\_\_\_ 41-20  
 Conf. Record (Place): \_\_\_\_\_ 15-7 (1st)  
 Final Ranking: \_\_\_\_\_ None  
 Letterwinners Ret./Lost: \_\_\_\_\_ 9/14  
 SID (for baseball): \_\_\_\_\_ Doga Gur  
 Phone number: \_\_\_\_\_ (408) 924-1211  
 Series vs. UH: \_\_\_\_\_ UH leads 48-37

### Oregon State

Feb. 19-22 (Honolulu, O'ahu)



Location: \_\_\_\_\_ Corvallis, OR  
 Enrollment: \_\_\_\_\_ 19,000  
 Nickname: \_\_\_\_\_ Beavers  
 Baseball Field: \_\_\_\_\_ Coleman Field (3,248)  
 Conference: \_\_\_\_\_ Pacific-10  
 Head Coach: \_\_\_\_\_ Pat Casey  
 Record at School: \_\_\_\_\_ 505-311-4 (15)  
 Overall Record: \_\_\_\_\_ 676-425-5 (22)  
 Assistant Coaches: \_\_\_\_\_ Marty Lees  
 \_\_\_\_\_ Pat Bailey, Nate Yeskie  
 2009 Record: \_\_\_\_\_ 37-19  
 Conf. Record (Place): \_\_\_\_\_ 15-12 (T3rd)  
 Final Ranking: \_\_\_\_\_ 24  
 Letterwinners Ret./Lost: \_\_\_\_\_ 21/13  
 SID (for baseball): \_\_\_\_\_ Hank Hager  
 Phone number: \_\_\_\_\_ (541) 737-7472  
 Series vs. UH: \_\_\_\_\_ UH leads 15-6

### Oregon

Feb. 25-28 (Honolulu, O'ahu)



Location: \_\_\_\_\_ Eugene, OR  
 Enrollment: \_\_\_\_\_ 20,376  
 Nickname: \_\_\_\_\_ Ducks  
 Baseball Field: \_\_\_\_\_ PK Park (3,717)  
 Conference: \_\_\_\_\_ Pacific-10  
 Head Coach: \_\_\_\_\_ George Horton  
 Record at School: \_\_\_\_\_ 14-42 (1)  
 Overall Record: \_\_\_\_\_ 503-252-1 (12)  
 Assistant Coaches: \_\_\_\_\_ Andrew Checketts  
 \_\_\_\_\_ Mike Kirby, Jay Uhlman  
 2009 Record: \_\_\_\_\_ 14-42  
 Conf. Record (Place): \_\_\_\_\_ 4-23 (10th)  
 Final Ranking: \_\_\_\_\_ None  
 Letterwinners Ret./Lost: \_\_\_\_\_ 25/6  
 SID (for baseball): \_\_\_\_\_ Andria Wenzel  
 Phone number: \_\_\_\_\_ (514) 346-0962  
 Series vs. UH: \_\_\_\_\_ UH leads 6-0

### Citadel

Mar. 4-6 (Honolulu, O'ahu)



Location: \_\_\_\_\_ Charleston, SC  
 Enrollment: \_\_\_\_\_ 2,086  
 Nickname: \_\_\_\_\_ Bulldogs  
 Baseball Field: \_\_\_\_\_ Joseph P. Riley Park (6,000)  
 Conference: \_\_\_\_\_ Southern  
 Head Coach: \_\_\_\_\_ Fred Jordan  
 Record at School: \_\_\_\_\_ 623-450 (18)  
 Overall Record: \_\_\_\_\_ Same  
 Assistant Coaches: \_\_\_\_\_ David Beckley,  
 \_\_\_\_\_ Randy Carlson  
 2009 Record: \_\_\_\_\_ 37-22  
 Conf. Record (Place): \_\_\_\_\_ 20-10 (3rd)  
 Final Ranking: \_\_\_\_\_ None  
 Letterwinners Ret./Lost: \_\_\_\_\_ 17/10  
 SID (for baseball): \_\_\_\_\_ Ben Waring  
 Phone number: \_\_\_\_\_ (843) 953-5120  
 Series vs. UH: \_\_\_\_\_ UH leads 1-0

### Southern California

Mar. 12-15 (Honolulu, O'ahu)



Location: \_\_\_\_\_ Los Angeles, CA  
 Enrollment: \_\_\_\_\_ 33,500  
 Nickname: \_\_\_\_\_ Trojans  
 Baseball Field: \_\_\_\_\_ Dedeaux Field (2,500)  
 Conference: \_\_\_\_\_ Pacific-10  
 Head Coach: \_\_\_\_\_ Chad Kreuter  
 Record at School: \_\_\_\_\_ 83-85 (3)  
 Overall Record: \_\_\_\_\_ Same  
 Assistant Coaches: \_\_\_\_\_ Doyle Wilson,  
 \_\_\_\_\_ Tom House, Frank Cruz  
 2009 Record: \_\_\_\_\_ 28-28  
 Conf. Record (Place): \_\_\_\_\_ 13-14 (T5th)  
 Final Ranking: \_\_\_\_\_ None  
 Letterwinners Ret./Lost: \_\_\_\_\_ 24/11  
 SID (for baseball): \_\_\_\_\_ Jason Pommier  
 Phone number: \_\_\_\_\_ (213) 740-3807  
 Series vs. UH: \_\_\_\_\_ USC leads 25-24

### Air Force

Mar. 19-22 (Honolulu, O'ahu)



Location: \_\_\_\_\_ Colorado Springs, CO  
 Enrollment: \_\_\_\_\_ 4,400  
 Nickname: \_\_\_\_\_ Falcons  
 Baseball Field: \_\_\_\_\_ Falcon Field (1,000)  
 Conference: \_\_\_\_\_ Mountain West  
 Head Coach: \_\_\_\_\_ Mike Hutcheon  
 Record at School: \_\_\_\_\_ 65-245 (6)  
 Overall Record: \_\_\_\_\_ 304-385 (15)  
 Assistant Coaches: \_\_\_\_\_ Scott Marchandl  
 \_\_\_\_\_ Chandler Rose, Matt Rademacher  
 2009 Record: \_\_\_\_\_ 14-37  
 Conf. Record (Place): \_\_\_\_\_ 4-20 (6th)  
 Final Ranking: \_\_\_\_\_ None  
 Letterwinners Ret./Lost: \_\_\_\_\_ 14/12  
 SID (for baseball): \_\_\_\_\_ Nick Arseniak  
 Phone number: \_\_\_\_\_ (719) 333-9251  
 Series vs. UH: \_\_\_\_\_ UH leads 20-7

### Long Beach State

Mar. 24 (Long Beach, CA)



Location: \_\_\_\_\_ Long Beach, CA  
 Enrollment: \_\_\_\_\_ 37,891  
 Nickname: \_\_\_\_\_ Dirtbags  
 Baseball Field: \_\_\_\_\_ Blair Field (3,000)  
 Conference: \_\_\_\_\_ Big West  
 Head Coach: \_\_\_\_\_ Mike Weathers  
 Record at School: \_\_\_\_\_ 288-181 (8)  
 Overall Record: \_\_\_\_\_ 568-461-2 (19)  
 Assistant Coaches: \_\_\_\_\_ Troy Buckley  
 \_\_\_\_\_ Andy Rojo, T.J. Bruce  
 2009 Record: \_\_\_\_\_ 25-29  
 Conf. Record (Place): \_\_\_\_\_ 11-13 (6th)  
 Final Ranking: \_\_\_\_\_ None  
 Letterwinners Ret./Lost: \_\_\_\_\_ 15/28  
 SID (for baseball): \_\_\_\_\_ Roger Kirk  
 Phone number: \_\_\_\_\_ (562) 985-7565  
 Series vs. UH: \_\_\_\_\_ LBSU leads 4-1

### Cal State Fullerton

Mar. 26-28 (Fullerton, CA)



Location: \_\_\_\_\_ Fullerton, CA  
 Enrollment: \_\_\_\_\_ 36,000  
 Nickname: \_\_\_\_\_ Titans  
 Baseball Field: \_\_\_\_\_ Goodwin Field (3,500)  
 Conference: \_\_\_\_\_ Big West  
 Head Coach: \_\_\_\_\_ Dave Serrano  
 Record at School: \_\_\_\_\_ 88-38 (2)  
 Overall Record: \_\_\_\_\_ 202-104-1 (5)  
 Assistant Coaches: \_\_\_\_\_ Sergio Brown  
 \_\_\_\_\_ Greg Bergeron, Gregg Wallis  
 2009 Record: \_\_\_\_\_ 47-16  
 Conf. Record (Place): \_\_\_\_\_ 17-7 (2nd)  
 Final Ranking: \_\_\_\_\_ 4th  
 Letterwinners Ret./Lost: \_\_\_\_\_ 16/14  
 SID (for baseball): \_\_\_\_\_ Michael Greenlee  
 Phone number: \_\_\_\_\_ (657) 278-3081  
 Series vs. UH: \_\_\_\_\_ UH leads 3-2

### San Diego

Mar. 29 (San Diego, CA)



Location: \_\_\_\_\_ San Diego, CA  
 Enrollment: \_\_\_\_\_ 7,800  
 Nickname: \_\_\_\_\_ Toreros  
 Baseball Field: \_\_\_\_\_ Cunningham (1,200)  
 Conference: \_\_\_\_\_ West Coast  
 Head Coach: \_\_\_\_\_ Rich Hill  
 Record at School: \_\_\_\_\_ 382-261-3 (11)  
 Overall Record: \_\_\_\_\_ 715-481-3 (21)  
 Assistant Coaches: \_\_\_\_\_ Jay Johnson  
 \_\_\_\_\_ Tyler Kincaid, Ramon Orozco  
 2009 Record: \_\_\_\_\_ 29-25  
 Conf. Record (Place): \_\_\_\_\_ 11-10 (5th)  
 Final Ranking: \_\_\_\_\_ None  
 Letterwinners Ret./Lost: \_\_\_\_\_ 24/6  
 SID (for baseball): \_\_\_\_\_ Chris Loucks  
 Phone number: \_\_\_\_\_ (619) 260-7930  
 Series vs. UH: \_\_\_\_\_ UH leads 4-1

### Gonzaga

Apr. 2-4 (Honolulu, O'ahu)



Location: \_\_\_\_\_ Spokane, WA  
 Enrollment: \_\_\_\_\_ 7,500  
 Nickname: \_\_\_\_\_ Bulldogs, Zags  
 Baseball Field: Washington Trust Field (1,500)  
 Conference: \_\_\_\_\_ West Coast  
 Head Coach: \_\_\_\_\_ Mark Machtolf  
 Record at School: \_\_\_\_\_ 180-149 (6)  
 Overall Record: \_\_\_\_\_ Same  
 Assistant Coaches: \_\_\_\_\_ Danny Evans  
 \_\_\_\_\_ Steve Bennett, Bobby Carlson  
 2009 Record: \_\_\_\_\_ 36-18  
 Conf. Record (Place): \_\_\_\_\_ 14-7 (1st)  
 Final Ranking: \_\_\_\_\_ 22  
 Letterwinners Ret./Lost: \_\_\_\_\_ 20/10  
 SID (for baseball): \_\_\_\_\_ Bobby Alworth  
 Phone number: \_\_\_\_\_ (509) 313-4227  
 Series vs. UH: \_\_\_\_\_ UH leads 8-2

### Centenary

Apr. 20 (Shreveport, LA)



Location: \_\_\_\_\_ Shreveport, LA  
 Enrollment: \_\_\_\_\_ 873  
 Nickname: \_\_\_\_\_ Gents  
 Baseball Field: Peyton Shehee Stadium (1,000)  
 Conference: \_\_\_\_\_ The Summit  
 Head Coach: \_\_\_\_\_ Ed McCann  
 Record at School: \_\_\_\_\_ 263-345 (10)  
 Overall Record: \_\_\_\_\_ Same  
 Assistant Coaches: \_\_\_\_\_ Mike Diaz  
 \_\_\_\_\_ Jason Stephens, Cam Feightner  
 2009 Record: \_\_\_\_\_ 33-19  
 Conf. Record (Place): \_\_\_\_\_ 16-10 (4th)  
 Final Ranking: \_\_\_\_\_ None  
 Letterwinners Ret./Lost: \_\_\_\_\_ 12/13  
 SID (for baseball): \_\_\_\_\_ Allison McClain  
 Phone number: \_\_\_\_\_ (318) 869-5092  
 Series vs. UH: \_\_\_\_\_ UH leads 3-0

### Stanford

May 18 (Stanford, CA)



Location: \_\_\_\_\_ Stanford, CA  
 Enrollment: \_\_\_\_\_ 13,198  
 Nickname: \_\_\_\_\_ Cardinal  
 Baseball Field: \_\_\_\_\_ Sunken Diamond (1,931)  
 Conference: \_\_\_\_\_ Pacific-10  
 Head Coach: \_\_\_\_\_ Mark Marquess  
 Record at School: \_\_\_\_\_ 1,356-694-7 (33)  
 Overall Record: \_\_\_\_\_ Same  
 Assistant Coaches: \_\_\_\_\_ Dean Stolz  
 \_\_\_\_\_ Rusty Filter, Mario Iglesias  
 2009 Record: \_\_\_\_\_ 30-25  
 Conf. Record (Place): \_\_\_\_\_ 13-14 (6th)  
 Final Ranking: \_\_\_\_\_ None  
 Letterwinners Ret./Lost: \_\_\_\_\_ 22/12  
 SID (for baseball): \_\_\_\_\_ Niall Adler  
 Phone number: \_\_\_\_\_ (650) 725-2959  
 Series vs. UH: \_\_\_\_\_ SU leads 17-10

### WAC Tournament

May 26-30 (Mesa, AZ)



Location: \_\_\_\_\_ Mesa, AZ  
 Baseball Field: \_\_\_\_\_ Hohokam Stadium  
 Capacity: \_\_\_\_\_ 12,500  
 Surface: \_\_\_\_\_ Grass  
 Dimensions: \_\_\_\_\_ 340-385-411-385-350  
 Press Box Phone: \_\_\_\_\_ TBA  
 Format: \_\_\_\_\_ Double Elimination  
 Qualifying Teams:  
 \_\_\_\_\_ Top Six In WAC Standings  
 UH Tournaments Played: \_\_\_\_\_ 18  
 UH Tournament Record: \_\_\_\_\_ 35-27  
 UH Tournament Titles: \_\_\_\_\_ 6  
 Last Tournament Title: \_\_\_\_\_ 1992  
 2009 Tournament Record: \_\_\_\_\_ 1-2  
 2009 Tournament Champion: \_\_\_\_\_ Fresno State  
 2009 Tournament MVP:  
 \_\_\_\_\_ Jordan Ribera, Fresno State

## ◀ ALL-TIME SERIES HISTORY

| Opponent                  | W   | L  | T | Pct   | Last Mtg. | Team                        | W  | L  | T | Pct   | Last Mtg. |
|---------------------------|-----|----|---|-------|-----------|-----------------------------|----|----|---|-------|-----------|
| Air Force                 | 20  | 7  | 0 | .741  | 2003      | Nebraska                    | 15 | 7  | 0 | .682  | 1998      |
| Alabama                   | 2   | 2  | 0 | .500  | 2005      | Nebraska-Kearney (St.)      | 8  | 0  | 0 | 1.000 | 1983      |
| Arizona                   | 10  | 10 | 0 | .500  | 2007      | Nevada                      | 25 | 31 | 0 | .446  | 2009      |
| Arizona State             | 18  | 27 | 0 | .400  | 2009      | New Mexico                  | 55 | 24 | 0 | .696  | 1999      |
| Arkansas                  | 4   | 4  | 0 | .500  | 2006      | New Mexico State            | 11 | 8  | 0 | .579  | 2009      |
| Birmingham Southern       | 1   | 0  | 0 | 1.000 | 2002      | North Carolina              | 7  | 1  | 0 | .875  | 1993      |
| Brigham Young             | 42  | 30 | 2 | .581  | 2002      | Northwestern                | 3  | 1  | 0 | .750  | 1999      |
| Brown                     | 2   | 0  | 0 | 1.000 | 1992      | Notre Dame                  | 2  | 0  | 0 | 1.000 | 1990      |
| California                | 26  | 22 | 1 | .541  | 2005      | Ohio State                  | 0  | 1  | 0 | .000  | 1956      |
| Cal Poly-Pomona           | 15  | 13 | 0 | .536  | 1992      | Oklahoma                    | 15 | 13 | 0 | .536  | 1982      |
| Cal Poly-San Luis Obispo  | 6   | 7  | 0 | .461  | 1998      | Oklahoma State              | 2  | 0  | 0 | 1.000 | 1990      |
| Cal State Dominguez Hills | 3   | 1  | 0 | .750  | 1979      | Oregon                      | 6  | 0  | 0 | 1.000 | 2009      |
| Cal State Fullerton       | 3   | 2  | 0 | .600  | 1982      | Oregon State                | 15 | 6  | 0 | .714  | 2009      |
| Cal State Los Angeles     | 6   | 2  | 0 | .750  | 1980      | Pacific                     | 15 | 3  | 0 | .833  | 2007      |
| Cal State Northridge      | 12  | 21 | 0 | .364  | 2004      | Pacific Lutheran            | 2  | 1  | 0 | .667  | 1982      |
| Centenary                 | 3   | 0  | 0 | 1.000 | 2003      | Pepperdine                  | 8  | 2  | 0 | .800  | 2000      |
| Chapman                   | 0   | 1  | 0 | .000  | 1987      | Portland                    | 1  | 2  | 0 | .333  | 2009      |
| Chicago State             | 7   | 0  | 0 | 1.000 | 2007      | Portland State              | 15 | 4  | 0 | .789  | 1995      |
| Citadel                   | 1   | 0  | 0 | 1.000 | 2004      | Purdue                      | 3  | 0  | 0 | 1.000 | 1986      |
| Coastal Carolina          | 4   | 2  | 0 | .667  | 2009      | Rice                        | 10 | 32 | 0 | .238  | 2005      |
| Colorado State            | 27  | 1  | 0 | .964  | 1992      | Sacramento State            | 49 | 23 | 0 | .681  | 2009      |
| Concordia                 | 1   | 0  | 0 | 1.000 | 1984      | St. John's                  | 1  | 0  | 0 | 1.000 | 1980      |
| Cornell                   | 13  | 1  | 0 | .929  | 1987      | St. Mary's (CA)             | 11 | 5  | 0 | .688  | 2009      |
| Creighton                 | 6   | 1  | 0 | .857  | 1991      | St. Mary's (MN)             | 4  | 0  | 0 | 1.000 | 1982      |
| Dartmouth                 | 2   | 0  | 0 | 1.000 | 1992      | San Diego                   | 4  | 1  | 0 | .800  | 2000      |
| David Lipscomb            | 4   | 0  | 0 | 1.000 | 1979      | San Diego State             | 78 | 67 | 0 | .538  | 2006      |
| Davidson                  | 1   | 0  | 0 | 1.000 | 1991      | San Francisco               | 10 | 9  | 0 | .526  | 2006      |
| Florida                   | 0   | 3  | 0 | .000  | 2000      | San Francisco State         | 1  | 1  | 0 | .500  | 1975      |
| Florida International     | 3   | 0  | 0 | 1.000 | 2004      | San Jose State              | 48 | 37 | 0 | .565  | 2009      |
| Florida State             | 9   | 9  | 0 | .500  | 2005      | Santa Clara                 | 15 | 9  | 0 | .625  | 2009      |
| Fordham                   | 2   | 0  | 0 | 1.000 | 1989      | Shippensburg (PA)           | 1  | 0  | 0 | 1.000 | 1985      |
| Fresno State              | 44  | 70 | 0 | .386  | 2009      | South Florida               | 1  | 0  | 0 | 1.000 | 2005      |
| Georgia Southern          | 2   | 1  | 0 | .667  | 2007      | Southeastern Louisiana      | 1  | 1  | 0 | .500  | 1992      |
| Georgia Tech              | 2   | 2  | 0 | .500  | 1990      | Southern California         | 24 | 25 | 0 | .490  | 2006      |
| Gonzaga                   | 8   | 2  | 0 | .800  | 1977      | Southern California College | 5  | 1  | 0 | .833  | 1976      |
| Grambling State           | 1   | 0  | 0 | 1.000 | 2006      | Spring Arbor College        | 5  | 1  | 0 | .833  | 1976      |
| Grand Canyon              | 10  | 3  | 0 | .769  | 1998      | Stanford                    | 10 | 17 | 1 | .375  | 2008      |
| Hawai'i-Hilo              | 108 | 20 | 0 | .844  | 2008      | Texas                       | 1  | 3  | 0 | .250  | 2004      |
| Hawai'i Pacific           | 27  | 2  | 0 | .931  | 2006      | Texas A&M                   | 2  | 1  | 0 | .667  | 1986      |
| Illinois                  | 1   | 3  | 0 | .250  | 1993      | Texas Arlington             | 0  | 1  | 0 | .000  | 2006      |
| Illinois-Chicago Circle   | 2   | 0  | 0 | 1.000 | 1978      | Texas Christian             | 6  | 14 | 0 | .300  | 2001      |
| Indiana State             | 3   | 1  | 0 | .750  | 1989      | Texas-El Paso               | 42 | 5  | 0 | .894  | 1985      |
| Iona                      | 4   | 0  | 0 | 1.000 | 1990      | Texas-Pan American          | 1  | 0  | 0 | 1.000 | 1980      |
| Iowa                      | 1   | 1  | 0 | .500  | 1983      | Toledo                      | 2  | 0  | 0 | 1.000 | 1975      |
| Iowa State                | 12  | 2  | 0 | .929  | 1979      | Tulane                      | 9  | 2  | 0 | .818  | 1993      |
| Kansas                    | 4   | 1  | 0 | .800  | 2006      | UC Davis                    | 0  | 1  | 0 | .000  | 2005      |
| Lewis-Clark State         | 11  | 10 | 0 | .524  | 2003      | UC Irvine                   | 6  | 15 | 0 | .286  | 2009      |
| Long Beach State          | 1   | 4  | 0 | .200  | 2008      | UCLA                        | 31 | 24 | 0 | .564  | 2003      |
| Louisiana-Lafayette       | 1   | 0  | 0 | 1.000 | 2005      | UC Riverside                | 0  | 2  | 0 | .000  | 2002      |
| Louisiana Tech            | 23  | 21 | 0 | .523  | 2009      | UC Santa Barbara            | 11 | 5  | 0 | .688  | 2009      |
| Louisville                | 2   | 1  | 0 | .667  | 2001      | UNLV                        | 17 | 11 | 0 | .607  | 1999      |
| Loyola Marymount          | 26  | 7  | 0 | .788  | 2009      | U.S. International          | 5  | 0  | 0 | 1.000 | 1982      |
| Maine                     | 2   | 1  | 0 | .667  | 1990      | Utah                        | 26 | 9  | 0 | .742  | 1999      |
| Massachusetts             | 1   | 0  | 0 | 1.000 | 1973      | Utah Valley                 | 3  | 4  | 0 | .429  | 2009      |
| Mercer                    | 3   | 1  | 0 | .750  | 1974      | Vanderbilt                  | 18 | 2  | 0 | .900  | 1981      |
| Mesa State                | 2   | 0  | 0 | 1.000 | 1978      | Washington                  | 14 | 7  | 0 | .667  | 2009      |
| Miami (FL)                | 2   | 3  | 0 | .400  | 1997      | Washington State            | 21 | 12 | 0 | .636  | 2005      |
| Michigan                  | 0   | 2  | 0 | .000  | 2008      | Western Illinois            | 7  | 0  | 0 | 1.000 | 2006      |
| Middle Tennessee State    | 1   | 0  | 0 | 1.000 | 1991      | Westmont                    | 1  | 1  | 0 | .500  | 1976      |
| Minnesota                 | 2   | 2  | 0 | .500  | 2009      | Wichita State               | 15 | 20 | 0 | .429  | 2008      |
| Mississippi State         | 9   | 6  | 0 | .667  | 2009      | Winthrop                    | 1  | 3  | 0 | .250  | 2005      |
| Missouri                  | 1   | 1  | 0 | .500  | 1980      | Wright State                | 5  | 0  | 0 | 1.000 | 2006      |
| Murray State              | 15  | 4  | 0 | .789  | 1991      | Wyoming                     | 30 | 5  | 0 | .857  | 1992      |


Bold - Teams on 2010 schedule

| Year    | Overall  | Collegiate | Coach             | Year | Collegiate | WAC     | Coach          |
|---------|----------|------------|-------------------|------|------------|---------|----------------|
| 1923    | 2-1      | -          | Otto Klum         | 1971 | 0-4        | -       | Les Murakami   |
| 1924    | 5-5      | -          | Otto Klum         | 1972 | 1-3        | -       | Les Murakami   |
| 1925    | 4-7      | -          | Otto Klum         | 1973 | 1-7        | -       | Les Murakami   |
| 1926    | 7-5      | -          | Otto Klum         | 1974 | 6-11       | -       | Les Murakami   |
| 1927    | 2-9      | -          | Otto Klum         | 1975 | 25-13      | -       | Les Murakami   |
| 1928    | 12-5     | -          | Otto Klum         | 1976 | 29-12      | -       | Les Murakami   |
| 1929    | 8-7      | 1-1        | Otto Klum         | 1977 | 43-13      | -       | Les Murakami   |
| 1930    | 8-4      | -          | Otto Klum         | 1978 | 38-14-1    | -       | Les Murakami   |
| 1931    | 3-11     | -          | Otto Klum         | 1979 | 69-15      | -       | Les Murakami   |
| 1932    | 7-2      | -          | Otto Klum         | 1980 | 60-18      | 19-5    | Les Murakami   |
| 1933    | 1-10     | -          | Otto Klum         | 1981 | 50-16      | 10-5    | Les Murakami   |
| 1934    | 3-6-1    | -          | Otto Klum         | 1982 | 59-17      | 17-7    | Les Murakami   |
| 1935    | 6-4      | -          | Otto Klum         | 1983 | 47-20      | 17-7    | Les Murakami   |
| 1936    | 4-1      | -          | Otto Klum         | 1984 | 48-22-1    | 18-6    | Les Murakami   |
| 1937    | No Team  | -          |                   | 1985 | 56-31      | 15-9    | Les Murakami   |
| 1938    | 9-2      | -          | Luke Gill         | 1986 | 43-24      | 15-9    | Les Murakami   |
| 1939    | 5-6      | -          | Luke Gill         | 1987 | 45-19      | 21-2    | Les Murakami   |
| 1940    | No Team  | -          |                   | 1988 | 40-21-1    | 21-6-1  | Les Murakami   |
| 1941    | 3-9      | -          | Tom Kaulukukui    | 1989 | 40-27      | 18-10   | Les Murakami   |
| 1942-45 | No Teams | -          |                   | 1990 | 37-24-1    | 17-10-1 | Les Murakami   |
| 1946    | 3-4      | -          | Jesse James Kelly | 1991 | 51-18      | 22-5    | Les Murakami   |
| 1947    | 7-4      | -          | Tom Kaulukukui    | 1992 | 49-14      | 20-6    | Les Murakami   |
| 1948    | 18-3     | -          | Tom Kaulukukui    | 1993 | 34-25      | 11-13   | Les Murakami   |
| 1949    | 21-9     | 0-1        | Tom Kaulukukui    | 1994 | 28-28      | 8-16    | Les Murakami   |
| 1950    | 12-6     | -          | Toku Tanaka       | 1995 | 30-24      | 12-17   | Les Murakami   |
| 1951    | 8-4      | -          | Toku Tanaka       | 1996 | 29-26      | 12-18   | Les Murakami   |
| 1952    | 3-7      | -          | Toku Tanaka       | 1997 | 22-34      | 14-16   | Les Murakami   |
| 1953    | 3-9      | -          | Jimmy Asato       | 1998 | 34-22      | 12-18   | Les Murakami   |
| 1954    | 3-16     | -          | Dr. Tom Ige       | 1999 | 37-20      | 15-14   | Les Murakami   |
| 1955    | 5-14     | -          | Toku Tanaka       | 2000 | 28-28      | 15-15   | Les Murakami   |
| 1956    | 26-18    | 0-1        | Toku Tanaka       | 2001 | 29-27      | 16-20   | Carl Furutani* |
| 1957    | 27-19-1  | -          | Toku Tanaka       | 2002 | 16-40      | 5-25    | Mike Trapasso  |
| 1958    | 12-19    | -          | Toku Tanaka       | 2003 | 30-26      | 11-19   | Mike Trapasso  |
| 1959    | 8-20     | -          | Toku Tanaka       | 2004 | 31-24      | 13-16   | Mike Trapasso  |
| 1960    | 17-23    | 1-0        | Henry Tominaga    | 2005 | 28-27      | 15-14   | Mike Trapasso  |
| 1961    | 13-14-1  | 0-3        | Henry Tominaga    | 2006 | 45-17      | 17-6    | Mike Trapasso  |
| 1962    | 11-9-2   | -          | Henry Tominaga    | 2007 | 34-25      | 11-13   | Mike Trapasso  |
| 1963    | 8-13     | -          | Jyun Hirota       | 2008 | 29-31      | 18-14   | Mike Trapasso  |
| 1964    | No Team  | -          |                   | 2009 | 32-26      | 11-12   | Mike Trapasso  |
| 1965    | 6-5      | -          | Jyun Hirota       |      |            |         |                |
| 1966    | 13-14    | -          | Henry Tominaga    |      |            |         |                |
| 1967    | 10-21    | -          | Henry Tominaga    |      |            |         |                |
| 1968    | 8-20     | 0-2        | Henry Tominaga    |      |            |         |                |
| 1969    | 8-8      | -          | Dick Kitamura     |      |            |         |                |
| 1970    | No Team  | -          |                   |      |            |         |                |

Collegiate Record: 1,357-822-4

WAC Record: 415-353-2

\*acting head coach



University Circle of Honor inductee Otto Klum (left) was the first baseball coach at the University, mentoring the program from 1923-36.

Les Murakami (right) enjoyed the longest and most successful run of any Hawai'i baseball head coach. He recorded 1,079 wins during his 30-year tenure.



**Individual Batting**

**Most At-Bats**

Game - 9 Sean Montplaisir at San Jose St., 4/4/08

**Most Runs Scored**

Game - 7 Michael Dartt at Air Force, 4/8/99

**Most Hits**

Game - 6 Michael Dartt at Air Force, 4/8/99

**Most Doubles**

Game - 3 by many, last by Evan Zimny vs. Wisconsin-Milwaukee, 3/18/07

**Most Triples**

Game - 2 by many; last by Darren Blakely vs. Wright State, 3/26/98

**Most Home Runs**

Game - 3 Jon Hansen at Hawai'i-Hilo, 2/2/79  
Wade Mauricio at Hawai'i-Hilo, 2/4/79  
Mario Monico vs. Utah, 5/17/85  
Mark McWherter at BYU, 5/6/88  
Kolten Wong vs. Loyola Marymount, 3/15/09

**Most Runs Batted In**

Inning - 5 Mario Monico vs. Utah, 5/17/85  
Steve Morris vs. Cornell, 3/26/87  
John Matias vs. New Mexico, 4/22/89  
Game - 10 Mario Monico vs. Utah, 5/17/85

**Most Total Bases**

Inning - 8 Mario Monico vs. Utah, 5/17/85  
Mark McWherter at BYU, 5/6/88  
Game - 15 Mario Monico vs. Utah, 5/17/85

**Best Slugging Percentage**

Game - 3.000 Kolten Wong vs. Loyola Marymount, 3/15/09

**Most Stolen Bases**

Inning - 2 by many  
Game - 5 Terry Derby vs. Kearney State, 3/6/83

**Most Hit-by-Pitches**

Game - 2 by many

**Most Bases-on-Balls**

Inning - 2 by many  
Game - 5 Kimo Perkins vs. Vanderbilt, 2/28/81  
Ryan Kato vs. UC Santa Barbara, 3/6/88  
Rocky Russo vs. Wichita St., 2/22/03

**Most Strikeouts**

Inning - 2 by many  
Game - 5 Terry Derby vs. Arizona, 2/24/83  
Isaac Omura vs. Sacramento St., 3/1/05

**Most Sacrifice Hits**

Game - 3 Brian Bock vs. San Francisco, 3/5/03

**Most Sacrifice Flies**

Game - 2 by many; last by Eli Christensen vs. Santa Clara, 1/26/07

**Individual Pitching**

**Most Innings Pitched**

Game - 15 Gerald Ako vs. Florida St., 4/4/77

**Most Earned Runs**

Inning - 9 Rocky Ynclan at Air Force, 4/7/89  
Game - 12 David Smith vs. Wichita St., 4/13/81

**Most Runs**

Inning - 9 Rocky Ynclan at Air Force, 4/7/89  
Game - 12 David Smith vs. Wichita St., 4/13/81

**Most-Hit Batters**

Inning - 3 Ross Hayashi vs. USC, 2/18/84 (6th inn.)  
Colby Kashimoto vs. UH-Hilo, 1/26/93 (7th inn.)  
Paul Ah Yat at Cal St. Northridge, 3/12/96 (6th inn.)  
Game - 4 Keith Ishibashi vs. UCLA, 2/16/87  
Chris Garnett vs. Washington, 2/19/93

**Most Strikeouts**

Inning - 4 Rocky Ynclan vs. Colorado St., 4/15/89 (4th inn.)  
Game - 20 Derek Tatsuno vs. Oregon, 5/20/78

**Most Hits**

Inning - 8 Mitchell Miyoshi vs. Arizona St. 1/29/93 (8th inn.)  
Game - 19 Andrew McNally at San Jose St., 2/28/97

**Most Bases-on-Balls**

Inning - 5 Carl Furutani vs. Spring Arbor, 4/5/76  
Guy Ogawa vs. U.S. International, 4/1/82  
Game - 12 Chuck Crim at San Diego St., 5/7/82

**Most Wild Pitches**

Inning - 3 Greg Burlingame vs. Portland St., 2/27/85  
Mike Reitzel vs. BYU, 3/7/87  
Matt Apana vs. Grand Canyon, 4/19/91  
Randon Ho at Rice, 4/23/00  
Game - 5 Andrew McNally at San Jose St., 2/28/97

**Most Balks**

Inning - 2 William Quaglieri vs. Fresno St., 4/9/01 (7th inn.)  
Steven Wright at San Jose St., 4/20/05 (7th inn.)

**Individual Fielding**

**Most Putouts**

Game - 20 Tom Bhagwar vs. Cal Poly-Pomona, 5/16/75  
Dean Hall vs. USC, 4/7/77  
Dean Hall vs. Oregon, 5/23/79  
Bill Blanchette vs. California, 2/17/90

**Most Assists**

Inning - 3 by many  
Game - 11 Greg Garcia vs. Utah Valley, 5/14/09

**Most Errors**

Inning - 3 Michael Dartt at Air Force, 4/8/99  
Brian Finegan at Louisiana Tech, 4/11/03  
Game - 5 Mark McWherter vs. Stanford, 2/14/86

**Most Double Plays Started**

Game - 3 Paul Mize vs. Cal Poly-Pomona, 3/26/75  
Robert Muhammad vs. Fresno St., 2/22/87

**Miscellaneous Records**

**Longest Games (Time)**

| Time | Game (Innings)           | Date           |
|------|--------------------------|----------------|
| 5:19 | at San Diego State (15)  | Apr. 22, 1994  |
| 4:53 | Winthrop (15)            | Mar. 15, 2005  |
| 4:51 | at San Jose State (15)   | Apr. 4, 2008   |
| 4:46 | Loyola Marymount (14)    | Feb. 27, 1988  |
| 4:43 | San Jose State (13)      | Apr. 1, 2006   |
| 4:30 | Southern California (12) | Feb. 25, 1995  |
| 4:26 | Texas (11)               | Jan. 31, 2004  |
| 4:25 | at UH-Hilo (12)          | Mar. 15, 2002  |
| 4:18 | Stanford (10)            | Feb. 26, 1984  |
| 4:14 | at San Diego State (13)  | Apr. 24, 1981  |
| 4:14 | New Mexico (11)          | May 1, 1982    |
| 4:13 | at New Mexico            | March 14, 1997 |
| 4:13 | at New Mexico            | March 15, 1997 |
| 4:13 | Pacific (10)             | Feb. 19, 2005  |
| 4:12 | at Rice (12)             | May 21, 2005   |
| 4:10 | at UTEP (10)             | Apr. 26, 1985  |
| 4:10 | Sacramento State         | Jan. 22, 1998  |
| 4:10 | UH-Hilo (Kona)           | Feb. 8, 1998   |
| 4:10 | San Diego State          | Mar. 6, 1998   |
| 4:09 | Stanford (14)            | Feb. 14, 1988  |
| 4:09 | California               | Feb. 21, 1988  |
| 4:09 | Miami                    | Jan. 19, 1997  |
| 4:09 | San Jose State           | Mar. 31, 2006  |
| 4:06 | Santa Clara (10)         | Feb. 19, 2000  |
| 4:04 | at Nevada                | May 22, 2004   |
| 4:03 | Santa Clara              | Mar. 23, 1986  |
| 4:01 | San Francisco            | Jan. 17, 1998  |

**Longest Games (Innings)**

| Inn. | Game                 | Date          |
|------|----------------------|---------------|
| 19   | Oregon               | May 23, 1978  |
| 15   | Florida State        | Apr. 4, 1977  |
| 15   | at San Diego State   | Apr. 22, 1994 |
| 15   | Winthrop             | Mar. 15, 2005 |
| 15   | at San Jose State    | Apr. 4, 2008  |
| 14   | Cal Poly-Pomona      | July 16, 1975 |
| 14   | Stanford             | Feb. 14, 1988 |
| 14   | Loyola Marymount     | Feb. 27, 1988 |
| 14   | California           | Feb. 17, 1990 |
| 14   | Lewis-Clark State    | Mar. 29, 1996 |
| 14   | at San Diego State   | Apr. 19, 1996 |
| 13   | at San Diego State   | Apr. 24, 1981 |
| 13   | California           | Feb. 13, 1993 |
| 13   | Sacramento State     | Feb. 9, 2002  |
| 13   | Pacific              | Feb. 20, 2005 |
| 13   | San Jose State       | Apr. 1, 2006  |
| 12   | Brigham Young        | Mar. 8, 1975  |
| 12   | Cal State Northridge | Mar. 23, 1981 |
| 12   | New Mexico           | May 1, 1982   |
| 12   | Sacramento State     | Mar. 24, 1991 |
| 12   | UCLA                 | Jan. 1, 1995  |
| 12   | Southern California  | Feb. 25, 1995 |
| 12   | UC Irvine            | Mar. 3, 2002  |
| 12   | at UH-Hilo           | Mar. 15, 2002 |
| 12   | at Rice              | May 21, 2005  |
| 12   | San Jose State       | Mar. 31, 2006 |
| 12   | Long Beach State     | Mar. 7, 2008  |



**Team Batting****Most At-Bats**

Inning - 16 vs. UH-Hilo, 4/15/77  
 Game - 64 vs. Oregon, 5/23/78

**Most Runs Scored**

Inning - 15 vs. New Mexico, 4/22/89  
 Game - 34 at Air Force, 4/8/99  
 Game(Lost) - 23 at New Mexico, 3/14/97  
 1st Inn. - 12 at UTEP, 4/17/82  
 2nd Inn. - 11 vs. Utah, 5/17/85  
 3rd Inn. - 15 vs. New Mexico, 4/22/89  
 4th Inn. - 9 vs. Loyola Marymount, 3/10/84  
 5th Inn. - 12 vs. U.S. International, 3/31/82  
 6th Inn. - 11 vs. Nagoya, 3/20/83  
 7th Inn. - 13 vs. Chicago St., 3/1/07  
 8th Inn. - 12 at BYU, 5/18/85  
 9th Inn. - 9 at New Mexico, 3/14/97

**Winning Margin**

25 Hawai'i (30), Colorado St. (5), 4/29/87

**Most Hits**

Inning - 12 vs. Murray St., 3/16/85  
 Game - 35 at Air Force, 4/8/99  
 1st Inn. - 11 at UTEP, 4/17/82  
 2nd Inn. - 8 vs. Air Force, 4/25/92  
 3rd Inn. - 8 vs. Loyola Marymount, 3/11/84  
     vs. New Mexico, 4/22/89  
     at San Diego St., 5/3/91  
     at Air Force, 4/8/99  
 4th Inn. - 7 vs. Hawai'i Pacific, 2/5/83  
     vs. So. California College, 4/24/76  
 5th Inn. - 10 vs. U.S. International, 3/31/82  
 6th Inn. - 6 at UTEP, 4/28/84  
     vs. UTEP, 4/16/85  
     vs. New Mexico, 5/17/85  
     vs. Wyoming, 5/2/87  
     vs. Murray St., 3/16/88  
     at New Mexico, 4/26/91  
 7th Inn. - 9 vs. Sacramento St., 4/6/96  
 8th Inn. - 12 vs. Murray St., 3/16/85  
 9th Inn. - 7 at New Mexico, 4/10/81  
     at UTEP, 4/16/82

**Most Consecutive Batters To Reach Base**

11 New Mexico, 4/22/89

**Most Doubles**

Inning - 4 at San Diego St., 5/8/82  
     at Colorado St., 4/30/88  
 Game - 9 at New Mexico, 3/16/97

**Most Triples**

Inning - 3 vs. UH-Hilo, 4/15/77  
     vs. Colorado St., 5/8/92  
 Game - 6 vs. UH-Hilo, 4/15/77  
     vs. Murray St., 3/8/91

**Most Home Runs**

Inning - 3 Three times, last at Air Force, 4/8/91  
 Game - 5 Four times, last at Air Force, 4/8/99

**Team Batting (cont.)****Most Total Bases**

Inning - 16 at UTEP, 4/17/82  
 Game - 57 at Air Force, 4/8/99

**Most Runs Batted In**

Inning - 15 New Mexico, 4/22/89  
 Game - 31 at Air Force, 4/8/99

**Most Strikeouts**

Inning - 3 by many  
 Game - 17 at San Diego St., 5/1/98

**Most Stolen Bases**

Inning - 5 vs. Cornell, 3/19/79  
     vs. Santa Clara, 2/12/89  
     vs. Washington St., 3/25/91  
 Game - 13 vs. Kearney St., 3/6/83

**Most Hit-By-Pitch**

Inning - 6 vs. Hawai'i-Hilo (8th inn.), 2/8/98\*  
 Game - 6 vs. Hawai'i-Hilo, 2/8/98  
     vs. St. Mary's (CA), 2/14/99

**Most Bases-On-Balls**

Inning - 9 vs. St. Mary's, 4/8/79  
     vs. Murray St., 3/16/85  
 Game - 19 vs. UC Santa Barbara, 3/6/88

**Most Sacrifice Hits**

Game - 5 vs. Wichita St., 2/20/99

**Most Sacrifice Flies**

Game - 3 Four times, last vs. Wright St., 3/26/98

**Most Plate Appearances**

Inning - 21 vs. New Mexico, 4/22/89  
 Game - 72 vs. Oregon, 5/23/78

**Most Runners Left On Base**

Game - 19 at San Diego St., 4/22/94

**Most Runners Left On Base, Both Teams**

Game - 43 Hawai'i (19) at San Diego St. (24),  
 4/22/94\*

**Team Pitching****Most Innings Pitched**

Game - 19 vs. Oregon, 5/23/78

**Most Appearances**

Game - 8 at San Diego St., 5/4/99  
     vs. Texas Christian, 5/19/99

**Most Runs Allowed**

Inning - 13 at Air Force, 4/7/89  
 Game - 25 at New Mexico, 3/14/97

**Most Earned Runs Allowed**

Inning - 13 at Air Force, 4/7/89  
 Game - 23 at New Mexico, 3/14/97

**Most Hits Allowed**

Inning - 10 at Air Force, 4/7/89  
 Game - 30 at New Mexico,  
 3/14/97

**Most Strikeouts**

Inning - 4 vs. Colorado St., 4/15/89 (4th inn.)\*  
 Game - 20 vs. Oregon, 5/10/78

**Most Hit Batters**

Inning - 3 at UH-Hilo, 1/26/93  
     at CS Northridge, 3/12/96  
 Game - 5 vs. UCLA, 2/16/87  
     at UH-Hilo 1/26/93

**Most Bases-on-Balls**

Inning - 7 vs. U.S. International, 4/1/82  
 Game - 17 vs. U.S. International, 4/1/82

**Most Wild Pitches**

Inning - 3 many times  
 Game - 6 vs. Portland St., 2/27/85  
     vs. Washington St., 2/21/96

**Most Balks**

Inning - 2 vs. Fresno St. (7th), 4/9/01  
 Game - 2 (5x), last vs. Fresno St. (7th), 4/9/01

**Team Fielding****Most Putouts**

Game - 57 vs. Oregon, 5/23/78

**Most Assists**

Inning - 7 vs. Gonzaga, 3/13/77  
 Game - 29 vs. California, 2/17/90

**Most Errors**

Inning - 4 (6x), last at Air Force, 4/8/99  
 Game - 9 vs. Oklahoma, 3/12/75

**Total Chances**

Inning - 11 vs. Gonzaga, 3/13/77  
 Game - 87 vs. Oregon, 5/23/78

**Most Double Plays**

Game - 6 vs. San Diego St., 5/15/92

## ◀ SINGLE-GAME RECORDS

### Opponent Batting

#### Most At-Bats

Inning - 12 at Air Force, 4/7/89  
 Game - 64 Oregon, 5/23/78

#### Most Runs Scored

Inning - 13 at Air Force, 4/7/89  
 Game - 25 New Mexico, 3/14/97

#### Most Hits

Inning - 10 at Air Force, 4/7/89  
 Game - 30 at New Mexico, 3/14/97

#### Most Doubles

Inning - 4 Fresno State, 5/2/96  
 Game - 9 at Utah, 5/1/99

#### Most Triples

Inning - 2 by many  
 Game - 4 UNLV, 5/21/79;  
 Cal State Northridge, 4/13/96

#### Most Home Runs

Inning - 4 at UCLA, 4/9/74  
 Game - 6 BYU, 5/6/88

#### Most Runs Batted In

Inning - 13 at Air Force, 4/7/89  
 Game - 23 New Mexico, 3/14/97

#### Most Hit Batters

Inning - 3 at UH-Hilo (7th), 1/26/93;  
 at CS Northridge (6th), 3/12/96  
 Game - 5 UCLA, 2/16/87;  
 at UH-Hilo, 1/26/93

#### Most Bases-on-Balls

Inning - 7 U.S. International, 4/1/82  
 Game - 17 U.S. International, 4/1/82

#### Most Strikeouts

Inning - 4 Colorado State, 4/15/89  
 Game - 20 Oregon, 5/20/82

#### Most Stolen Bases

Inning - 6 San Diego State, 5/8/83  
 Game - 9 San Diego State, 5/8/83

### Opponent Pitching

#### Most Innings Pitched

Game - 18 Oregon, 5/23/78

#### Most Hits Allowed

Inning - 12 Murray State, 3/16/85  
 Game - 35 at Air Force, 4/8/99

#### Most Runs Allowed

Inning - 15 New Mexico, 4/22/89  
 Game - 34 at Air Force, 4/8/99

#### Most Earned Runs Allowed

Inning - 15 New Mexico, 4/22/89  
 Game - 27 at Colorado State, 4/29/87

#### Most Strikeouts

Inning - 3 by many  
 Game - 17 (2x) last vs. Rice, 3/20/04

#### Most Bases-on-Balls

Inning - 9 St. Mary's, 4/8/79;  
 Murray State, 3/16/85  
 Game - 19 UC Santa Barbara, 3/6/88

#### Most Wild Pitches

Game - 10 Air Force, 4/22/88\*

#### Most Hit-Batters

Game - 6 Hawai'i-Hilo, 2/8/98;  
 St. Mary's, 2/14/99

#### Most Balks

Game - 2 UH-Hilo, 4/15/77; Utah, 4/16/88

### Opponent Fielding

#### Most Putouts

Game - 54 Oregon, 5/23/78

#### Most Assists

Game - 28 Oregon, 5/23/78

#### Most Errors

Game - 9 UH-Hilo, 2/4/79

#### Most Total Chances

Game - 86 Oregon, 5/23/78

#### Most Double Plays

Game - 5 New Mexico, 5/16/92

### Attendance Records

#### Top Single-Game Attendance

| Atten. | Opponent             | Date    |
|--------|----------------------|---------|
| 18,348 | UNLV*                | 5/19/79 |
| 8,003  | Utah*                | 5/20/82 |
| 6,382  | San Diego State*     | 5/14/88 |
| 5,599  | Arizona State*       | 5/14/83 |
| 5,320  | Wichita State        | 3/27/93 |
| 4,989  | Oregon State         | 3/26/94 |
| 4,935  | Sacramento State     | 4/1/94  |
| 4,921  | Lewis-Clark State    | 3/25/94 |
| 4,916  | Stanford             | 2/20/94 |
| 4,883  | Washington           | 3/27/94 |
| 4,832  | Oregon State         | 3/22/94 |
| 4,783  | Washington           | 3/21/94 |
| 4,702  | Florida State        | 2/4/94  |
| 4,666  | Louisiana Tech       | 4/21/07 |
| 4,615  | San Diego State      | 3/19/94 |
| 4,581  | Fresno State         | 5/19/07 |
| 4,577  | Sacramento State     | 4/29/06 |
| 4,570  | Sacramento State     | 4/2/94  |
| 4,567  | Louisiana Tech       | 5/2/09  |
| 4,560  | UH-Hilo              | 5/14/94 |
| 4,534  | UH-Hilo              | 5/15/94 |
| 4,527  | Washington State     | 3/6/94  |
| 4,518  | Rice                 | 5/8/04  |
| 4,484  | Fresno State         | 4/30/94 |
| 4,475  | UCLA                 | 2/26/94 |
| 4,471  | UCLA                 | 2/25/94 |
| 4,452  | Utah Valley          | 5/17/08 |
| 4,452  | Cal State Northridge | 4/16/94 |
| 4,424  | Fresno State         | 5/1/94  |
| 4,423  | Washington State     | 3/4/94  |
| 4,419  | California           | 1/29/94 |
| 4,403  | Wichita State        | 3/29/95 |
| 4,395  | Nebraska             | 3/29/98 |
| 4,393  | Grand Canyon         | 3/25/94 |
| 4,387  | San Diego State*     | 5/15/88 |
| 4,379  | Florida State        | 2/3/94  |
| 4,379  | Cal State Northridge | 4/17/94 |
| 4,377  | Stanford             | 2/18/94 |
| 4,369  | San Diego State      | 3/17/95 |
| 4,368  | UCLA                 | 2/27/94 |
| 4,357  | Southern California  | 2/24/95 |
| 4,354  | Stanford             | 2/19/94 |
| 4,350  | Loyola Marymount     | 2/13/94 |
| 4,350  | Cal State Northridge | 4/15/94 |
| 4,345  | Southern California  | 2/25/06 |
| 4,339  | San Diego State      | 3/18/94 |
| 4,334  | Southern California  | 2/26/95 |
| 4,326  | San Jose State       | 4/4/09  |
| 4,312  | Southern California  | 2/26/95 |
| 4,312  | San Diego State      | 3/20/94 |
| 4,310  | California           | 1/28/94 |
| 4,304  | Stanford             | 2/21/92 |

#### Home Attendance

Sellouts (Season) - 43, 1992  
 Consecutive Sellouts - 41, 1992  
 Game (Turnstile) - 4,312 vs. Wichita State at  
 Rainbow Stadium, 3/27/93  
 Game (Issued) - 5,320 vs. Wichita State at  
 Rainbow Stadium, 3/27/93  
 Game - 18,348 vs. UNLV at Aloha Stadium,  
 5/19/79  
 Turnstile (Season) - 151,949 (45 dates), 1992  
 Average Turnstile - 3,377 (45 dates), 1992  
 Tickets Issued (Season) - 208,378 (45 dates), 1992  
 Average Tickets Issued - 4,663 (43 dates), 1993  
 \*-NCAA Record; \*\*-Tied NCAA Record



Les Murakami Stadium

**At Bats**

1. 297 Sam Kakazu, 1979
- 297 Rick Bass, 1980
3. 286 Thad Reece, 1979
4. 279 Thad Reece, 1980
5. 275 Dan Nyssen, 1987
6. 274 Collin Tanabe, 1980
7. 272 Kelsey Isa, 1985
8. 268 Ron Nomura, 1979
9. 264 Mario Monico, 1985
10. 263 Todd Crosby, 1986

**Runs**


1. 99 Rick Bass, 1979
2. 97 Thad Reece, 1979
3. 91 Rick Bass, 1980
4. 90 Todd Crosby, 1985
5. 82 Mario Monico, 1984
6. 81 Thad Reece, 1980
7. 79 Curt Watanabe, 1979
8. 73 Mario Monico, 1985
9. 72 Todd Takayoshi, 1989
10. 70 Charles Jackson, 1984

**Hits**

1. 113 Thad Reece, 1979
2. 112 Curt Watanabe, 1979
3. 105 Mario Monico, 1985
4. 104 Rick Bass, 1980
5. 102 Rick Bass, 1979
- 102 Todd Crosby, 1985
7. 97 Collin Tanabe, 1979
- 97 Mario Monico, 1984
9. 89 Brandon Haislet, 2008
10. 88 Jonathan Hee, 2008

**Doubles**

1. 25 Charles Jackson, 1984
- 25 Gregg Omori, 2001
3. 24 Thad Reece, 1979
4. 23 Kris Sanchez, 2007
- 23 Mario Monico, 1984
- 23 Greg Oniate, 1982
7. 22 Brandon Haislet, 2008
- 22 Mario Monico, 1985
- 22 Collin Tanabe, 1981
- 22 Collin Tanabe, 1980



Joey Meyer

**Triples**

1. 12 Dan Nyssen, 1987
2. 10 Franz Yuen, 1994
- 10 Collin Tanabe, 1979
- 10 Curt Watanabe, 1977
- 10 Paul Mize, 1976
6. 8 Rick Bass, 1979
- 8 Scott Craven, 1992
8. 7 Collin Tanabe, 1980
- 7 Brian Hart, 1989
- 7 Ross Kagawa, 1989

**Home Runs**

1. 16 Joey Meyer, 1983
2. 15 John Matias, 1988
3. 14 Kevin Macdonald, 2009
4. 12 Vinnie Catricala, 2009
- 12 John Matias, 1989
6. 11 Kolten Wong, 2009
- 11 Gregg Omori, 2001
- 11 Glenn Braggs, 1983
9. 10 Kris Sanchez, 2007
- 10 Markus Owens, 1987
- 10 Mario Monico, 1985
- 10 Jay Erdahl, 1980

**Runs Batted In**

1. 77 Mario Monico, 1985
2. 75 Curt Watanabe, 1979
- 75 Charles Jackson, 1984
4. 70 Collin Tanabe, 1981
5. 69 Randy Inaba, 1985
6. 64 Collin Tanabe, 1980
- 64 Greg Oniate, 1981
- 64 Todd Crosby, 1985
9. 62 Joey Meyer, 1983
10. 60 Kevin Macdonald, 2009
- 60 Glenn Braggs, 1983
- 60 Greg Oniate, 1983
- 60 Dan Nyssen, 1986
- 60 Randy Oyama, 1987

**Batting Average (minimum 100 AB)**

1. .417 Greg Oniate, 1981
2. .399 Mario Monico, 1984
3. .398 Robert Medeiros, 1997
- .398 Mario Monico, 1985
5. .395 Thad Reece, 1979
6. .393 Tim Albert, 1991
7. .391 Charles Jackson, 1984
8. .389 Brandon Haislet, 2008
- .389 Kenny Harrison, 1993
- .389 Bill Blanchette, 1992

**Slugging Percentage (minimum 100 AB)**

1. .723 John Matias, 1988
2. .643 Robert Medeiros, 1997
3. .640 Mario Monico, 1985
4. .633 Kris Sanchez, 2007
5. .624 Markus Owens, 1986
6. .620 Gregg Omori, 2001
7. .614 Kolten Wong, 2009
8. .601 Franz Yuen, 1994
9. .591 Vinnie Catricala, 2009
10. .585 Brandon Haislet, 2008

**Total Bases**

1. 169 Mario Monico, 1985
2. 142 Gregg Omori, 2001
3. 138 Kris Sanchez, 2007
4. 137 Mark McWherter, 1989
5. 134 Brandon Haislet, 2008
- 134 Todd Crosby, 1985
7. 132 Kolten Wong, 2009
- 132 Todd Takayoshi, 1991
9. 131 Markus Owens, 1986
10. 130 John Matias, 1989

**Walks**

1. 78 Todd Crosby, 1985
2. 76 Mario Monico, 1985
3. 71 Kimo Perkins, 1981
- 71 Rick Bass, 1979
5. 68 Markus Owens, 1987
6. 67 Mario Monico, 1984
7. 64 Steve Otani, 1989
8. 63 Randy Inaba, 1985
9. 61 Vern Ramie, 1979
10. 60 Markus Owens, 1986
- 60 Chuck Jackson, 1984
- 60 Mario Monico, 1983

**Hit-By-Pitch**

1. 26 Darren Blakely, 1998
2. 22 Robbie Wilder, 2006
3. 15 Matthew Inouye, 2004
- 15 Jonathan Hee, 2008
5. 13 Sean Takamori, 1999
6. 12 Matthew Inouye, 2006
7. 11 Sy Farinas, 1993
- 11 Matt Wheeler, 1998
- 11 Corey Miller, 1999
- 11 Creighton Kahoali'i, 2004
- 11 Brandon Haislet, 2008

**Strikeouts**

1. 55 Tim Montgomery, 2002
2. 50 Kevin Macdonald, 2009
- 50 Jeffrey Van Doornum, 2008
4. 48 Nathan Thurber, 2004
5. 47 Brandon Haislet, 2007
6. 46 Luis Avila, 2006
- 46 John Matias, 1989
8. 45 Darren Blakely, 1998
- 45 Matthew Inouye, 2005
10. 44 Tim Montgomery, 2003
- 44 Jody Napuunua, 1995

**Stolen Bases**

1. 50 Rick Bass, 1979
2. 39 Rick Bass, 1980
3. 38 Thad Reece, 1980
4. 36 Kevin Williams, 1980
5. 34 Thad Reece, 1979
- 34 Sean Takamori, 1999
7. 33 Rick Bass, 1978
- 33 Terry Derby, 1982
- 33 Terry Derby, 1983
- 33 Darren Blakely, 1998

## ◀ SINGLE-SEASON LEADERS

### Earned Run Average (minimum 50 IP)

1. 1.05 Gene Smith, 1978
2. 1.18 Gerald Ako, 1976
3. 1.45 Derek Tatsuno, 1978
4. 1.58 Richard Olsen, 1976
5. 1.71 Derek Shigematsu, 1975
6. 1.83 Mark Olmos, 1978
7. 1.86 Derek Tatsuno, 1979
8. 1.93 Richard Olsen, 1978
9. 1.98 Scott Olshane, 1978
10. 2.03 Gerald Ako, 1977

### Wins

1. 20 Derek Tatsuno, 1979
2. 15 Chuck Crim, 1980
3. 14 Scott Karl, 1992
4. 13 Gerald Ako, 1975
- 13 Brady Perreira, 1992
6. 12 Rocky Ynclan, 1987
7. 11 Steven Wright, 2006
- 11 Matt Apana, 1993
- 11 Joey Vierra, 1986
- 11 Bryan Duquette, 1982
- 11 Bryan Duquette, 1980
- 11 David Smith, 1980
- 11 Gene Smith, 1979
- 11 Gerald Ako, 1977
- 11 Derek Tatsuno, 1977

### Losses


1. 10 Robby Robinson, 1997
2. 9 Sean Yamashita, 2002
- 9 Ricky Bauer, 2002
- 9 Sean Yamashita, 2001
- 9 Rich Snider, 2000
6. 8 Ian Harrington, 2007
- 8 Clary Carlsen, 2004
- 8 Andrew McNally, 1994
- 8 Mark Johnson, 1995
- 8 Robby Robinson, 1996

### Saves

1. 13 Craig Tucker, 1991
2. 12 Gene Smith, 1979
- 12 Gene Smith, 1978
4. 10 Joey Vierra, 1988
5. 9 Brian Souza, 1990
- 9 Jeff Ball, 1989
- 9 Darrell Fisherbaugh, 2006
8. 8 Joey Vierra, 1986
- 8 Craig Tucker, 1992
10. 7 Bryan Duquette, 1982

### Appearances

1. 38 Joey Vierra, 1986
2. 35 Jeff Ball, 1989
3. 31 Gene Smith, 1979
- 31 Joey Vierra, 1987
5. 30 Sam Kakazu, 1979
- 30 Bryan Duquette, 1982
- 30 Ross Hayashi, 1984
- 30 Jeff Ball, 1990
- 30 Ian Jones, 1999
10. 29 Craig Tucker, 1991



Chuck Crim

### Starts

1. 22 Derek Tatsuno, 1979
2. 18 Mark Rodriguez, 2007
- 18 Ian Harrington, 2007
- 18 Scott Karl, 1992
- 18 Andrew McNally, 1993
- 18 Matt Apana, 1993
- 18 Chuck Crim, 1982
- 18 Chuck Crim, 1980
9. 17 Jeff Coleman, 2001
- 17 Sean Yamashita, 2001
- 17 Rich Snider, 2000
- 17 Mark Johnson, 1996
- 17 Bobby Moore, 1994
- 17 Mike Campbell, 1984
- 17 Bruce Walton, 1983
- 17 Mark Olmos, 1979

### Complete Games

1. 12 Derek Tatsuno, 1978
- 12 Mike Campbell, 1985
- 12 Andrew McNally, 1993
4. 11 Derek Tatsuno, 1977
- 11 Derek Tatsuno, 1979
6. 10 Gerald Ako, 1977
- 10 Chuck Crim, 1982
- 10 Scott Karl, 1992
9. 9 Gerald Ako, 1976
- 9 Chuck Crim, 1980
- 9 Scott Roberts, 1981

### Shutouts

1. 4 Scott Roberts, 1981
- 4 Derek Tatsuno, 1977
3. 3 Chuck Crim, 1982
- 3 Bill Blanchette, 1991
- 3 Levon Largusa, 1992
- 3 Andrew McNally, 1993
- 3 Dan Kapea, 1988
- 3 Derek Tatsuno, 1979
- 3 Derek Tatsuno, 1978
- 3 Gerald Ako, 1976

### Innings Pitched

1. 174.1 Derek Tatsuno, 1979
2. 144.1 Bill Blanchette, 1991
3. 137.1 Mike Campbell, 1985
4. 137.0 Andrew McNally, 1993
5. 136.1 Chuck Crim, 1980
6. 133.1 Scott Karl, 1992
7. 128.2 Chuck Crim, 1982
8. 126.2 Bobby Moore, 1994
9. 126.0 Matt Apana, 1993
10. 124.1 Gerald Ako, 1977

### Hits Allowed


1. 157 Bruce Walton, 1985
2. 145 Bill Blanchette, 1991
3. 137 Andrew McNally, 1993
4. 135 Greg Burlingame, 1985
5. 132 Rich Snider, 2000
6. 128 Chuck Crim, 1981
- 128 Andrew McNally, 1994
8. 124 Mike Campbell, 1985
- 124 Robby Robinson, 1997
10. 123 Norman Holt, 1988

### Runs Allowed

1. 89 Robby Robinson, 1997
2. 79 Andrew McNally, 1994
3. 77 Bobby Moore, 1994
- 77 Paul Ah Yat, 1996
5. 75 Mark Johnson, 1996
6. 73 Norman Holt, 1988
- 73 Sean Yamashita, 2001
8. 72 Rich Snider, 2000
9. 71 Chuck Crim, 1981
10. 70 Chris George, 2002

### Strikeouts

1. 234 Derek Tatsuno, 1979
2. 161 Derek Tatsuno, 1978
3. 146 Derek Tatsuno, 1979
- 146 Scott Karl, 1992
5. 145 Mike Campbell, 1985
6. 132 Mark Johnson, 1996
7. 127 Bryan Duquette, 1980
8. 123 Steven Wright, 2006
9. 119 Mike Campbell, 1984
10. 115 Levon Largusa, 1990



Mark Johnson

**Wild Pitches**

- 1. 18 Greg Burlingame, 1985
- 2. 15 Mark Johnson, 1996
- 15 Dusty Bergman, 1997
- 4. 14 Levon Largusa, 1990
- 5. 13 Dusty Bergman, 1998
- 6. 12 Mike Campbell, 1985
- 12 Paul Brown, 1987
- 12 Patrick McNair, 1998
- 9. 11 Chris George, 2003
- 11 Chris George, 2002
- 11 Bill Blanchette, 1992
- 11 Scott Karl, 1992

**Balks**

- 1. 5 Aaron Pribble, 2002
- 5 Steven Wright, 2005
- 3. 4 William Quaglieri, 2002
- 4. 3 Stephen Bryant, 2005
- 3 Randon Ho, 1996
- 3 Dusty Bergman, 1997
- 3 Wakon Childers, 2001
- 3 Aaron Pribble, 2001
- 3 Bruce Walton, 1983
- 10. 2 18 players tied

**Hit Batters**

- 1. 17 Jamie Aloy, 2000
- 2. 15 Matt Apana, 1993
- 15 Jeff Coleman, 2001
- 4. 14 Chad Giannetti, 2001
- 5. 13 Mark Johnson, 1996
- 13 Daven Herмосura, 1997
- 13 Ricky Bauer, 2002
- 13 Chris George, 2002
- 9. 12 Mark Johnson, 1995
- 12 Ricky Bauer, 2003
- 12 Chris George, 2003
- 12 Keahi Rawlins, 2003
- 12 Clary Carlsen, 2004

**Chances**

- 1. 618 Ron Nomura, 1979
- 2. 608 Andrew Sansaver, 2004
- 3. 589 Kevin Macdonald, 2009
- 4. 577 Andrew Sansaver, 2003
- 5. 576 Randy Oyama, 1988
- 6. 565 Joey Meyer, 1983
- 7. 563 Kevin Macdonald, 2008
- 8. 560 Kris Sanchez, 2007
- 9. 545 Luis Avila, 2006
- 10. 543 Randy Oyama, 1986

**Putouts**

- 1. 560 Ron Nomura, 1979
- 2. 539 Kevin Macdonald, 2009
- 3. 532 Randy Oyama, 1988
- 4. 531 Andrew Sansaver, 2004
- 5. 527 Luis Avila, 2006
- 6. 526 Andrew Sansaver, 2003
- 7. 525 Joey Meyer, 1983
- 8. 521 Kris Sanchez, 2007
- 9. 515 Kevin Macdonald, 2008
- 10. 512 Randy Oyama, 1986

**Assists**

- 1. 272 Todd Crosby, 1985
- 2. 223 Greg Garcia, 2009
- 3. 220 Michael Dartt, 1998
- 4. 219 Brian Finegan, 2003
- 5. 218 Kelsy Isa, 1986
- 6. 214 Brian Hart, 1989
- 7. 213 Thad Reece, 1979
- 8. 207 Kelsey Isa, 1985
- 9. 204 Eric Tokunaga, 1980
- 10. 199 Brian Finegan, 2004




Andrew Sansaver

**Errors**

- 1. 27 Curt Watanabe, 1979
- 2. 24 Cortland Wilson, 2001
- 24 Greg Vasquez, 1982
- 24 Eric Tokunaga, 1980
- 24 Thad Reece, 1979
- 6. 22 Greg Vasquez, 1984
- 22 Michael Dartt, 1998
- 8. 20 Joe Spiers, 2005
- 20 Randy Vollmer, 1992
- 20 Bobby Matta, 1983
- 20 Thad Reece, 1980



Brian Finegan



Rick Bass

**Games**

1. 278 Thad Reece, 1978-81
2. 270 Randy Inaba, 1982-85
- 270 Randy Oyama, 1984-88
4. 269 Mario Monico, 1982-85
- 269 Rick Bass, 1977-80
6. 256 Greg Oniate, 1980-83
7. 246 Mark McWherter, 1985-89
8. 245 Todd Takayoshi, 1988-91
9. 238 Collin Tanabe, 1978-81
10. 237 Kelsey Isa, 1983-86
- 237 Steve Otani, 1988-91

**At-Bats**

1. 990 Rick Bass, 1977-80
2. 970 Thad Reece, 1978-81
3. 882 Randy Oyama, 1984-88
4. 834 Collin Tanabe, 1978-81
5. 820 Mario Monico, 1982-85
6. 810 Todd Takayoshi, 1988-91
7. 771 Curt Watanabe, 1976-79
8. 768 Dan Nyssen, 1985-87
9. 762 Greg Oniate, 1980-83
10. 759 Randy Inaba, 1982-85

**Runs**

1. 278 Rick Bass, 1977-80
2. 270 Thad Reece, 1978-81
3. 256 Mario Monico, 1982-85
4. 209 Todd Takayoshi, 1988-91
5. 200 Todd Crosby, 1984-86
6. 194 Randy Inaba, 1982-85
7. 183 Randy Oyama, 1984-88
8. 182 Ross Kagawa, 1985-89
9. 174 Curt Watanabe, 1976-79
- 174 John Matias, 1985-89

**Hits**

1. 319 Rick Bass, 1977-80
2. 317 Thad Reece, 1978-81
3. 301 Mario Monico, 1982-85
4. 278 Collin Tanabe, 1978-81
5. 269 Greg Oniate, 1980-83
- 269 Todd Takayoshi, 1988-91
7. 259 Curt Watanabe, 1976-79
8. 251 Randy Oyama, 1984-88
9. 232 Jody Napuunua, 1993-96
10. 230 Todd Crosby, 1984-86

**Hit-By-Pitch**

1. 37 Darren Blakely, 1996-98
2. 34 Matt Inouye, 2003-06
3. 27 Steve Otani, 1988-91
4. 26 Jon Hee, 2004-08
5. 24 Robbie Wilder, 2004-06
6. 23 Tyler Cheff, 1990-94
7. 22 Schafer Magana, 2002-05
8. 20 Lars Hansen, 1996-99
9. 18 Sean Takamori, 1997-2000
10. 17 Kenn Wakakuwa, 1996, '99-2000
- 17 Esteban Lopez, 2005-06

**Doubles**


1. 66 Greg Oniate, 1980-83
2. 60 Matt Inouye, 2003-06
- 60 Collin Tanabe, 1978-81
4. 57 Mario Monico, 1982-85
5. 55 Todd Takayoshi, 1988-91
6. 49 Rick Bass, 1977-80
- 49 Thad Reece, 1978-81
- 49 Howard Dashefsky, 1979-82
9. 47 Mark McWherter, 1985-89
10. 46 Jody Napuunua, 1993-96

**Triples**

1. 22 Rick Bass, 1977-80
- 22 Franz Yuen, 1991-94
3. 21 Dan Nyssen, 1985-87
4. 20 Curt Watanabe, 1976-79
- 20 Collin Tanabe, 1978-81
6. 17 John Matias, 1985-89
7. 15 Mario Monico, 1982-85
8. 14 Dwayne Daughtry, 1990-92
9. 13 six players

**Home Runs**

1. 30 John Matias, 1985-89
2. 24 Greg Oniate, 1980-83
3. 23 Joey Meyer, 1982-83
4. 20 Markus Owens, 1985-87
- 20 Vinnie Catricala, 2007-09
6. 18 Todd Takayoshi, 1988-91
- 18 Franz Yuen, 1991-94
8. 17 Jay Erdahl, 1978-81
9. 16 Kevin Macdonald, 2007-09
10. 15 Collin Tanabe, 1978-81
- 15 Mark McWherter, 1985-89
- 15 Landon Hernandez, 2006-09



Markus Owens



Justin Frash

**Total Bases**

1. 433 Mario Monico, 1982-85
2. 424 Rick Bass, 1977-80
3. 423 Collin Tanabe, 1978-81
4. 421 Greg Oniate, 1980-83
5. 400 Todd Takayoshi, 1988-91
6. 396 Thad Reece, 1978-81
7. 364 John Matias, 1985-89
8. 349 Randy Oyama, 1984-88
9. 337 Jody Napuunua, 1993-96
10. 334 Dan Nyssen, 1985-87
- 334 Franz Yuen, 1991-94

**Batting Average (Min. 300 AB)**

1. .3671 Mario Monico, 1982-85
2. .3626 Brandon Haislet, 2007-08
3. .3609 Charles Jackson, 1982-84
4. .3548 Joey Meyer, 1982-83
5. .3530 Greg Oniate, 1980-83
6. .3529 Justin Frash, 2006-07
7. .3479 Jamie Aloy, 1997-2000
8. .3431 Robert Muhammad, 1985-88
9. .3418 Kenny Harrison, 1990-93
10. .3411 Kyle Tengan, 1982-83

**Runs Batted In**

1. 237 Greg Oniate, 1980-83
2. 209 Collin Tanabe, 1978-81
3. 203 Todd Takayoshi, 1988-91
4. 195 Randy Oyama, 1984-88
5. 187 Randy Inaba, 1982-85
6. 179 Mario Monico, 1982-85
7. 166 Mark McWherter, 1985-89
8. 164 Thad Reece, 1978-81
9. 161 Rick Bass, 1977-80
10. 157 John Matias, 1985-89

**Sacrifice Bunts**

1. 40 Michael Dartt, 1996-99
2. 34 Steve Otani, 1988-91
3. 29 Schafer Magana, 2002-05
4. 28 Ross Kagawa, 1985-89
- 28 Andrew Sansaver, 2003-04
6. 25 Derek DuPree, 2005-07
7. 24 Jon Viela, 1988-91
8. 20 Randy Vollmer, 1990-92
- 20 Jaime Ahu, 1993-96
10. 19 Thad Reece, 1978-81
- 19 Derron Moreland, 1988-91
- 19 Keoni Hansen, 1993-96

**Sacrifice Flies**

1. 21 Rick Bass, 1977-80
2. 19 Greg Oniate, 1980-83
3. 16 Collin Tanabe, 1978-81
4. 15 Randy Inaba, 1982-85
5. 14 Jon Hansen, 1977-79
6. 13 Todd Takayoshi, 1988-91
- 13 Jody Napuunoa, 1993-96
8. 12 Kimo Perkins, 1978-81
- 12 Lance Belen, 1982-84
- 12 Mario Monico, 1982-85
- 12 Larry Gonzales, 1986-88

**Walks**

1. 240 Mario Monico, 1982-85
2. 204 Thad Reece, 1978-81
- 204 Randy Oyama, 1984-88
4. 195 Todd Takayoshi, 1988-91
5. 188 Randy Inaba, 1982-85
6. 184 Rick Bass, 1977-80
7. 176 Greg Oniate, 1980-83
8. 156 Steve Otani, 1988-91
9. 155 Todd Crosby, 1984-86
10. 153 Kimo Perkins, 1978-81

**Strikeouts**

1. 160 Tim Montgomery, 2001-03
2. 142 Jamie Aloy, 1997-2000
3. 131 Matt Inouye, 2003-06
4. 122 John Matias, 1985-89
5. 116 Jody Napuunoa, 1993-96
6. 114 Mark McWherter, 1985-89
7. 112 Randy Oyama, 1984-88
- 112 Derron Moreland, 1988-91
9. 111 Darren Blakely, 1996-98
10. 105 Steve Otani, 1988-91

**Stolen Bases**

1. 132 Rick Bass, 1977-80
2. 117 Thad Reece, 1978-81
3. 112 Ross Kagawa, 1985-89
4. 72 Todd Takayoshi, 1988-91
5. 71 Mario Monico, 1982-85
- 71 Robert Medeiros, 1994-97
7. 70 John Matias, 1985-89
8. 66 Terry Derby, 1982-83
9. 65 Kevin Williams, 1979-80
10. 64 Neal Honma, 1995-98

**Slugging Percentage (Min. 300 AB)**

1. .5906 Joey Meyer, 1982-83
2. .5679 John Matias, 1985-89
3. .5594 Franz Yuen, 1991-94
4. .5525 Greg Oniate, 1980-83
5. .5463 Kris Sanchez, 2006-07
6. .5435 Charles Jackson, 1982-84
7. .5405 Brandon Haislet, 2007-08
8. .5401 Scott Craven, 1991-92
9. .5280 Mario Monico, 1982-85
10. .5262 Lance Belen, 1982-84

**Appearances**

1. 79 Ross Hayashi, 1981-84
2. 74 Jeff Vierra, 1985-89
- 74 Randon Ho, 1996, '98-2000
4. 73 Sean Yamashita, 1999-2002
5. 70 Jeff Ball, 1987-90
- 70 Ian Jones, 1998-2000
- 70 Ricky Bauer, 2002-05
8. 69 Joey Vierra, 1986-87
- 69 Kamuela Binkie, 1994, '96-98
- 69 Jayson Kramer, 2006-09

**Starts**


1. 57 Andrew McNally, 1993-95, '97
2. 55 Brady Perreira, 1989-92
3. 52 Chuck Crim, 1980-82
- 52 Ricky Bauer, 2002-05
5. 50 Bruce Walton, 1982-85
- 50 Scott Karl, 1990-92
7. 49 Derek Tatsuno, 1977-79
8. 45 Levon Largusa, 1990-92
- 45 Mark Furtak, 1985-87
10. 43 Randon Ho, 1996, '98-2000

**Relief Appearances**

1. 68 Jeff Ball, 1987-90
- 68 Ian Jones, 1998-2002
3. 63 Kamuela Binkie, 1994, '96-98
4. 61 Gene Smith, 1976-79
- 61 Sam Kakazu, 1977-81
- 61 Joey Vierra, 1986-87
7. 58 Ken Mackenzie, 1996-99
- 58 Mark Kawakami, 1985-88
- 58 Craig Tucker, 1991-93
- 58 Rich Olsen, 2003-07

**Complete Games**

1. 34 Derek Tatsuno, 1977-79
2. 27 Chuck Crim, 1980-82
3. 26 Gerald Ako, 1974-77
4. 20 Mike Campbell, 1983-85
5. 17 Scott Karl, 1990-92
- 17 Andrew McNally, 1993-95, '97
7. 15 David Smith, 1979-83
8. 14 Joel Lono, 1980-84
- 14 Brady Perreira, 1989-92
10. 13 Bryan Duquette, 1980-82



**Wins**

1. 40 Derek Tatsuno, 1977-79
2. 34 Chuck Crim, 1980-82
3. 31 Bryan Duquette, 1980-82
4. 30 David Smith, 1979-83
- 30 Brady Perreira, 1989-92
6. 27 Gerald Ako, 1974-77
- 27 Scott Karl, 1990-92
8. 26 Mark Olmos, 1977-80
- 26 Bruce Walton, 1982-85
10. 24 Randon Ho, 1996, '98-2000

**Losses**

1. 24 Robby Robinson, 1994-97
2. 22 Ricky Bauer, 2002-05
3. 20 Andrew McNally, 1993-95, '97
4. 19 Randon Ho, 1996, '98-2000
- 19 Sean Yamashita, 1999-2002
6. 18 Jamie Aloy, 1997-2000
- 18 Mark Johnson, 1994-96
8. 15 Jeff Vierra, 1985-89
- 15 Rich Snider, 1999-2000
10. 14 Dusty Bergman, 1997-99
- 14 Levon Largusa, 1990-92

**Highest Win-Loss Percentage**

1. .870 Derek Tatsuno, 1977-79
2. .826 Guy Ogawa, 1982-86
3. .815 Bill Blanchette, 1990-92
4. .810 Scott Roberts, 1979-81
5. .791 Chuck Crim, 1980-82
6. .789 David Smith, 1979-83
7. .788 Mark Olmos, 1977-80
8. .786 Ross Hayashi, 1981-84
9. .785 Troy Yoshimasu, 1996-99
10. .778 Gene Smith, 1976-79

**Saves**

1. 28 Gene Smith, 1976-79
2. 22 Craig Tucker, 1991-93
3. 18 Joey Vierra, 1986-87
4. 17 Darrell Fisherbaugh, 2004-06
5. 14 Jeff Ball, 1987-90
6. 10 Mark Johnson, 1994-95
7. 9 Bryan Duquette, 1980-82
- 9 Brian Souza, 1990
9. 8 Bryan Lee, 2000-03
- 8 Jayson Kramer, 2006-09





Bryan Duquette

**Innings Pitched**

1. 402.1 Derek Tatsuno, 1977-79
2. 382.0 Andrew McNally, 1993-95, '97
3. 366.2 Chuck Crim, 1980-82
4. 346.0 Ricky Bauer, 2002-05
5. 337.2 Gerald Ako, 1974-77
- 337.2 Brady Perreira, 1989-92
7. 327.0 Scott Karl, 1990-92
8. 325.0 Jamie Aloy, 1997-2000
9. 314.1 Bruce Walton, 1982-85
10. 309.1 David Smith, 1982-85

**Hits Allowed**

1. 435 Andrew McNally, 1993-95, '97
2. 374 Robby Robinson, 1994-97
3. 370 Jamie Aloy, 1997-2000
4. 365 Bruce Walton, 1982-85
5. 358 Chuck Crim, 1980-82
6. 349 Brady Perreira, 1989-92
7. 332 Ricky Bauer, 2002-05
8. 323 David Smith, 1979-83
9. 312 Jeff Vierra, 1985-89
10. 306 Randon Ho, 1996, '98-2000

**Runs Allowed**

1. 241 Andrew McNally 1993-95, '97
2. 230 Robby Robinson, 1994-97
3. 211 Jamie Aloy, 1997-2000
4. 209 Ricky Bauer, 2002-05
5. 199 Bruce Walton, 1982-85
6. 192 Chuck Crim, 1980-82
7. 191 Jeff Vierra, 1985-89
8. 178 Randon Ho, 1996, '98-2000
9. 170 Mark Furtak, 1985-87
- 170 Brady Perreira, 1989-92

**Earned Runs Allowed**

1. 205 Andrew McNally, 1993-95, '97
2. 175 Jamie Aloy, 1997-2000
3. 174 Robby Robinson, 1994-97
4. 168 Ricky Bauer, 2002-05
5. 161 Bruce Walton, 1982-85
- 161 Jeff Vierra, 1985-89
7. 146 Chuck Crim, 1980-82
- 146 Randon Ho, 1996, '98-2000
9. 142 Mark Furtak, 1985-87
10. 139 Scott Karl, 1990-92

**Lowest Earned Run Average (Min. 150 IP)**

1. 2.00 Gerald Ako, 1974-77
2. 2.04 Derek Tatsuno, 1977-79
3. 2.44 Gene Smith, 1977-79
4. 2.75 Richard Olsen, 1976-78
5. 2.93 Ben Flores, 1975-76
6. 2.99 Bryan Duquette, 1980-82
7. 3.01 Bill Blanchette, 1990-92
8. 3.12 Steven Wright, 2004-06
9. 3.29 Mark Olmos, 1977-80
10. 3.30 Joey Vierra, 1986-87

**Strikeouts**

1. 541 Derek Tatsuno, 1977-79
2. 332 Bryan Duquette, 1980-82
3. 304 Andrew McNally, 1993-95, '97
4. 298 Mike Campbell, 1983-85
5. 290 Chuck Crim, 1980-82
6. 278 Gerald Ako, 1974-77
- 278 Scott Karl, 1990-92
8. 269 Mark Johnson, 1994-96
9. 245 Levon Largusa, 1990-92
10. 231 Mark Olmos, 1977-80

**Walks**

1. 192 Levon Largusa, 1990-92
2. 160 Mike Campbell, 1983-85
3. 156 Chuck Crim, 1980-82
4. 149 Randon Ho, 1996, '98-2000
5. 145 Ross Hayashi, 1981-84
6. 144 Guy Ogawa, 1982-86
7. 137 Scott Karl, 1990-92
8. 134 Derek Tatsuno, 1977-79
9. 133 Bryan Duquette, 1980-82
10. 132 Brady Perreira, 1989-92

**Wild Pitches**

1. 35 Dusty Bergman, 1997-99
2. 29 Greg Burlingame, 1983-87
- 29 Levon Largusa, 1990-92
4. 24 Mark Johnson, 1994-96
- 24 Andrew McNally, 1993-95, '97
6. 23 Chuck Crim, 1980-82
- 23 Scott Karl, 1990-92
- 23 Randon Ho, 1996, '98-2000
9. 22 Chris George, 2002-03
10. 21 Guy Ogawa, 1982-86
- 21 Brady Perreira, 1989-92

**Hit Batters**

1. 44 Ricky Bauer, 2002-05
2. 33 Mark Johnson, 1994-96
- 33 Robby Robinson, 1994-97
4. 32 Jamie Aloy, 1997-2000
5. 31 Andrew McNally, 1993-95, '97
6. 25 Chris George, 2002-03
7. 24 Gerald Ako, 1974-77
8. 23 Levon Largusa, 1990-92
- 23 Andrew McNally, 1993-95
10. 20 Matt Apana, 1991-93
- 20 Guy McDowell, 2003-05
- 20 Justin Costi, 2005-06
- 20 Jayson Kramer, 2006-09

**Shutouts**

1. 10 Derek Tatsuno, 1977-79
2. 6 Gerald Ako, 1974-77
3. 5 Scott Roberts, 1979-81
4. 4 eight players

**Balks**

1. 8 Aaron Pribble, 1999-2002
2. 6 William Quaglieri, 2001-02
- 6 Steven Wright, 2004-06
4. 5 Dusty Bergman, 1997-99
5. 4 Robby Robinson, 1994-97
- 4 Troy Yoshimasu, 1996-99
7. 3 six players

**Putouts**

1. 2,070 Randy Oyama, 1984-88
2. 1,444 Jamie Aloy, 1997-2000
3. 1,314 Howard Dashefsky, 1979-82
4. 1,223 Ron Nomura, 1976-79
5. 1,143 Collin Tanabe, 1978-81
6. 1,138 Kevin Macdonald, 2007-09
7. 1,057 Andrew Sansaver, 2003-04
8. 945 Todd Takayoshi, 1988-91
9. 916 Bill Blanchette, 1990-92
10. 882 Kenn Wakakuwa, 1996, '99-2000

**Assists**

1. 725 Thad Reece, 1978-81
2. 630 Todd Crosby, 1984-86
3. 618 Steve Otani, 1988-91
4. 596 Kelsey Isa, 1983-86
5. 574 Greg Vasquez, 1981-84
6. 559 Michael Dartt, 1996-99
7. 499 Corey Ishigo, 1992-95
8. 478 Jon Hee, 2004-08
9. 437 Eric Tokunaga, 1978-81
10. 418 Brian Finegan, 2002-03

**Total Chances**

1. 2,234 Randy Oyama, 1984-88
2. 1,620 Jamie Aloy, 1997-2000
3. 1,438 Howard Dashefsky, 1979-82
4. 1,355 Collin Tanabe, 1978-81
5. 1,352 Ron Nomura, 1976-79
6. 1,342 Thad Reece, 1978-81
7. 1,251 Kevin Macdonald, 2007-09
8. 1,185 Andrew Sansaver, 2003-04
9. 1,106 Kenn Wakakuwa, 1996, '99-2000
10. 1,081 Tyler Cheff, 1990-94

**Double Plays Started**

1. 70 Greg Vasquez, 1981-84
2. 64 Thad Reece, 1978-81
3. 56 Todd Crosby, 1984-86
4. 55 Steve Otani, 1988-91
5. 48 Kelsey Isa, 1983-86
6. 42 Randy Vollmer, 1990-92
7. 41 Brian Hart, 1988-89
- 41 Jaime Ahu, 1993-96
9. 39 Corey Ishigo, 1992-95
10. 34 Eric Tokunaga, 1977-81

**Errors**

1. 69 Thad Reece, 1978-81
2. 66 Greg Vasquez, 1981-84
3. 58 Kelsey Isa, 1983-86
4. 55 Curt Watanabe, 1976-79
5. 51 Michael Dartt, 1996-99
6. 48 Steve Otani, 1988-91
7. 44 Michael Dartt, 1996-98
- 44 Kimo Perkins, 1978-81
9. 42 Randy Vollmer, 1990-92
10. 41 Randy Oyama, 1984-88



## Les Murakami

Coach Murakami Started the Rainbow Baseball program from scratch in 1971 and quickly turned it into one of the elite college programs in the country.

By 1977, Hawai'i qualified for its first of 11 NCAA Tournament appearances by Coach Murakami's Rainbows.



The 1980 Rainbows made it to the National title game, falling to Arizona to finish as NCAA runner-up.

For three decades, Coach Murakami and Hawai'i baseball enjoyed much success, posting a 1,079-570-4 record.

Along the way, Coach Murakami won six WAC Championships, and produced 74 professional ballplayers and 10 future Major Leaguers.

For his efforts, Coach Murakami was inducted into the American Baseball Coaches Association Hall of Fame in 2000.

The University re-named its baseball facility "Les Murakami Stadium" in 2002 in honor of the father of Rainbow Baseball.



## Derek Tatsuno

(1977-79) - One of the most dominant pitchers in NCAA history, Derek Tatsuno went a remarkable 40-6 during his career at UH, earning All-America honors as a sophomore and junior.

The local product from 'Aiea High School on O'ahu was also a first-team All-Region pick in each of his three years at Manoa.

During his junior season, Tatsuno set NCAA records for season wins (20) and strikeouts (245) which still stand today.



The flame-throwing left-hander was recently selected one of three Co-Players of the Century by Collegiate Baseball Magazine and was also voted to Baseball America's All-Century College Baseball Team.

The former Team USA member played professionally in Japan

before returning to the states to finish his career with the Milwaukee Brewers' organization, reaching the triple-A level.

A 12th-round draft pick of the Cincinnati Reds out of high school, Tatsuno would be selected in five more drafts before signing with Milwaukee in the first round in 1982.

Tatsuno was inducted in the College Baseball Hall of Fame in 2007.



**Collegiate Baseball Co-Player of the Century**

Derek Tatsuno

**Baseball America College Baseball**

**All-Century Team**

Derek Tatsuno

**All-Americans**

- 1978 Derek Tatsuno, p  
AACBC (3rd)
- 1979 Derek Tatsuno, p  
AACBC (1st)
- 1980 Collin Tanabe, c  
Baseball Bulletin (1st)
- 1982 Bryan Duquette, p  
AACBC (1st)  
Baseball America (1st)  
Greg Oniate, of  
AACBC (3rd)
- 1984 Mario Monico, of  
AACBC (3rd)
- 1985 Mike Campbell, p,  
Baseball America (3rd)  
Mario Monico, of,  
Baseball America (3rd)
- 1986 Joey Vierra, p,  
Baseball America (3rd)
- 1987 Dan Snover, inf,  
Baseball America (3rd)
- 1989 John Matias, dh  
AACBC (3rd)



Derek Tatsuno


- 1991 Bill Blanchette, p  
Collegiate Baseball (1st)  
Baseball America (2nd)  
ABCA (3rd, Utility)
- 1992 Scott Karl, p,  
Baseball America (2nd)  
Collegiate Baseball; ABCA
- 1993 Kenny Harrison, Utility,  
CBWA (1st)
- 1996 Mark Johnson, p, Preseason,  
Collegiate Baseball (1st)  
Baseball America (3rd)
- 2006 Steven Wright, p,  
Collegiate Baseball (3rd)  
Baseball America (2nd)  
Rivals.com (2nd)  
National Baseball Foundation

**Freshman**

**All-Americans**

- 1990 Levon Largusa, p  
Baseball America (1st)
- 1991 Craig Tucker, p,  
Collegiate Baseball (1st)
- 1993 Andrew McNally, p,  
Baseball America (1st)
- 2001 Cortland Wilson, inf,  
Louisville Slugger (HM)
- 2003 Matthew Inouye, of/c,  
Louisville Slugger (HM)  
Isaac Omura, inf  
Louisville Slugger (HM)
- 2005 Joe Spiers, ss  
Louisville Slugger
- 2006 Matt Daly, p  
Louisville Slugger  
Rivals.com (2nd)
- 2007 Vinnie Catricala, dh  
Louisville Slugger  
Ping! (HM)
- 2008 Greg Garcia, inf  
Ping! (HM)
- 2009 Kolten Wong, of  
Baseball America (1st)  
Louisville Slugger, NCBWA  
Ping (1st), Rivals.com  
Matt Sisto, p  
Ping (3rd)

\*AACBC denotes American Association of College Baseball Coaches  
\*\*ABCA denotes American Baseball Coaches Association  
\*\*\*NCBWA denotes National Collegiate



Mario Monico

**Gold Glove**

- 2008 Jon Hee, ss, ABCA



Matt Inouye



Jon Hee

**All-District**

- 1977 Derek Tatsuno, p, AACBC (1st)
- 1978 Derek Tatsuno, p, AACBC (1st)
- 1979 Derek Tatsuno, p, AACBC (1st)
- 1980 Kimo Perkins, inf, AABC  
Rick Bass, of, AABC  
Kevin Williams, of, AABC  
Chuck Crim, p, AABC (2nd)  
Thad Reece, inf, AABC (2nd)
- 1981 Howard Dashefsky, 1b, AABC (1st)  
Kimo Perkins, inf, AABC;  
Thad Reece, inf, AABC (1st)  
Greg Oniate, of, AABC (1st)  
Bryan Duquette, p, AABC (1st)  
Collin Tanabe, c, AACBC (2nd)
- 1982 Bryan Duquette, p, AABC(1st)  
Greg Oniate, of, AACBC (2nd)
- 1984 Mario Monico, of, AABC (1st)  
Joel Lono, p, AABC (1st)  
Peter Ho, c, AACBC (3rd)
- 1985 Mario Monico, of, Converse (1st)
- 1986 Joey Vierra, p, AABC (1st)  
Todd Crosby, inf, AABC (1st)
- 1987 Dan Snover, inf, AABC (1st)  
Larry Gonzales, c, AABC (1st)  
Paul Brown, p, AABC (1st)  
Dan Nyssen, of, AACBC (2nd)
- 1990 Levon Largusa, p, AACB(2nd)

- 1991 Bill Blanchette, p, ABCA (1st)  
Tim Albert, of, ABCA (1st)  
Todd Takayoshi, c, ABCA  
Harold Cabbab, of, ABCA (2nd)
- 1992 Scott Karl, p, ABCA (1st)  
Brady Perreira, p, ABCA (2nd)  
Dwayne Daughtry, of, ABCA (2nd)
- 1993 Matt Apana, p, ABCA (1st)  
Kenny Harrison, of, ABCA (2nd)  
Franz Yuen, of, ABCA (2nd)
- 1996 Mark Johnson, p, NCBWA (2nd)  
(Rotary Smith Super Team)
- 2008 Jon Hee, ss, ABCA (1st)
- 2009 Koltan Wong, of, ABCA (2nd)


**Academic**

**All-Region**

- 1993 Franz Yuen, of, District VIII, GTE/CoSIDA. (1st)
- 1999 Lars Hansen, c, All-District VIII, GTE/CoSIDA (1st)

**All-College World Series**

- 1980 Collin Tanabe, c; Kimo Perkins, 3b; Eric Tokunaga, ss



Joel Lono




Greg Oniate

**NCAA Regional All-Tournament**

- 1977 Curt Watanabe, 3b, Western Regional, Honolulu
- 1979 Derek Tatsuno, p; Curt Watanabe, 3b; Jon Hansen, of, Midwest Regional, Tucson, AZ
- 1980 Greg Oniate, MVP, dh; Rick Bass, of; Thad Reece, ss; David Smith, p; Collin Tanabe, c, Central Regional, Austin, TX
- 1982 Joey Meyer, dh, West I Regional, Fresno, CA
- 1984 Greg Vasquez, ss; Kahai Shishido, 3b; Mario Monico, of, Tempe, AZ
- 1986 Markus Owens, 3b; Kelsey Isa, ss, Western Regional, Los Angeles
- 1987 Steve Morris, of; Randy Oyama, c, West II Regional, Tempe, Ariz.
- 1991 Tim Albert, of; Steve Otani, ss; Todd Takayoshi, c; Brady Perreira, p, West Regional, Los Angeles
- 1992 Rob Williams, dh; Scott Craven, 3b; Erik Evans, of; West Regional, Tucson, AZ
- 1993 Kenny Harrison, c; Central Regional, College Station, TX
- 2006 Ian Harrington, p; Justin Frash, 3b; Matt Inouye, of; Derek DuPree, dh; Corvallis Regional, Corvallis, OR

## All-Western Athletic Conference (WAC)

- 1980 Kimo Perkins, inf;  
Rick Bass, of; Kevin Williams,  
of; Chuck Crim, p
- 1981 Collin Tanabe, c;  
Howard Dashefsky, 1b; Kimo  
Perkins, inf; Thad Reece, inf;  
Greg Oniate, of; Bryan  
Duquette, p
- 1982 Bryan Duquette, p;  
Greg Vasquez, inf;  
Mario Monico, of
- 1983 Greg Oniate, of
- 1984 Charles Jackson, of; Joel Lono,  
p; Mike Campbell, p
- 1985 First Team: Mario Monico, of;  
Todd Crosby, inf; Mike  
Campbell, p  
Southern Division: Todd  
Crosby, inf; Kelsey is a, inf; Mario  
Monico, of; Dan Nyssen, of;  
Mike Campbell, p
- 1986 First Team: Todd Crosby, 2b;  
Phil Williams, c; Joey Vierra, p  
Western Division: Todd Crosby,  
2b; Phil Williams, c;  
Joey Vierra, p
- 1987 First Team-Western Division:  
Markus Owens, 3b; Dan Snover,  
2b; Mark Rasmussen, ss; Larry  
Gonzales, c; Dan Nyssen, of;  
John Matias, dh; Paul Brown, p
- 1988 First Team: Steve Morris, of;  
Danny Kapea, p



Collin Tanabe

- 1989 First Team: John Matias, dh
- 1991 First Team: Bill Blanchette, p;  
Todd Takayoshi, c; Derron  
Moreland, of; Tim Albert, of
- 1992 First Team: Scott Karl, p
- 1993 First Team-Western Division:  
Kenny Harrison, of; Franz Yuen,  
of; Andrew McNally, p
- 1994 First Team-Western Division:  
Franz Yuen, of
- 1995 First Team-Western Division:  
Jody Napuunoa, 2b
- 1996 First Team-Western Division:  
Neal Honma, dh; Jody  
Napuunoa, 2b; Greg Millichap, of
- 1999 First Team: Jamie Aloy, 1b;  
Second Team: Sean Takamori,  
of; Tracy Nakano, dh
- 2000 First Team: Kenn Wakakuwa, 2b;  
Jamie Aloy 1b; Second Team:  
Sean Takamori, of
- 2001 First Team: Matthew Purtell, ut;  
Second Team: Cortland Wilson, dh
- 2002 Second Team: Gregg Omori, 1b
- 2003 First Team: Brent Cook, ut;  
Second Team: Jaziel Mendoza,  
of; Chris George, p
- 2004 First Team: Ricky Bauer, sp; Greg  
Kish, of  
Second Team: Isaac Omura, 2b;  
Darrell Fisherbaugh, rp; Andrew  
Sansaver, 1b; Stephen Bryant, sp
- 2005 First Team: Matt Inouye, of;  
Isaac Omura, 2b; Stephen  
Bryant, sp


- Second Team: Darrell  
Fisherbaugh, rp; Esteban Lopez, c;  
Joe Spiers, ss; Nathan Thurber, dh
- 2006 First Team: Luis Avila, 1b; Tyler  
Davis, rp; Robbie Wilder, of;  
Steven Wright, sp  
Second Team: Eli Christensen, ss;  
Justin Costi, sp; Jon Hee, 2b; Matt  
Inouye, of
- 2007 Second Team: Vinnie Catricala, dh;  
Justin Frash, 3b; Brandon Haislet,  
of; Jon Hee, 2b; Kris Sanchez, 1b
- 2008 First Team: Jared Alexander, sp;  
Brandon Haislet, of; Jon Hee, ss  
Second Team: Greg Garcia, 2b;  
Landon Hernandez, c
- 2009 First Team: Jayson Kramer, p; Kevin  
Macdonald, 1b, Koltan Wong, of  
Second Team: Greg Garcia, ss

## Western Athletic Conference Top Honors

- 1987 Les Murakami, Coach of the Year
- 1991 Les Murakami, Coach of the Year  
Bill Blanchette, Player of the Year
- 1992 Scott Karl, Player of the Year
- 1993 Kenny Harrison  
West Division Player of the Year  
Andrew McNally  
West Division Freshman of the Year
- 2004 Mike Trapasso, Coach of the Year
- 2006 Steven Wright, Pitcher of the Year  
Mike Trapasso, Coach of the Year
- 2009 Koltan Wong, Freshman of the Year



Ricky Bauer





Bill Blanchette

**Western Athletic Conference Tournament**

|                             |            |                         |            |                                   |            |
|-----------------------------|------------|-------------------------|------------|-----------------------------------|------------|
| <b>1980 (Honolulu)</b>      |            | <b>1987 (Provo, UT)</b> |            | <b>1999 (Fresno, CA)</b>          |            |
| 5/16 Brigham Young          | W 9-2      | 5/7 New Mexico          | W 6-3      | 5/19 Texas Christian              | L 5-9      |
| 5/17 Brigham Young          | W 7-0      | 5/8 San Diego St.       | W 17-10    | 5/20 New Mexico                   | W 7-6      |
| <b>1981 (Provo, UT)</b>     |            | 5/9 Brigham Young       | W 6-5      | 5/21 Texas Christian              | L 10-12    |
| 5/18 Brigham Young          | L 4-11 (7) | <b>1988 (Honolulu)</b>  |            | <b>2006 (Fresno, CA)</b>          |            |
| 5/18 Brigham Young          | L 1-3      | 5/19 Brigham Young      | L 1-2      | 5/25 Louisiana Tech               | W 8-0      |
| <b>1982 (Honolulu)</b>      |            | 5/20 Brigham Young      | L 7-8      | 5/26 Nevada                       | L 3-10     |
| 5/20 Utah                   | W 6-0      | <b>1989 (Honolulu)</b>  |            | 5/27 Louisiana Tech               | W 8-2      |
| 5/21 San Diego St.          | W 12-4     | 5/18 San Diego St.      | W 6-5      | 5/27 Nevada                       | W 11-2     |
| 5/22 San Diego St.          | W 12-5     | 5/19 Brigham Young      | L 3-5      | 5/28 Fresno St.                   | L 4-8      |
| <b>1983 (Provo, UT)</b>     |            | 5/19 San Diego St.      | W 10-9     | <b>2007 (Reno, NV)</b>            |            |
| 5/19 Brigham Young          | L 5-7      | 5/20 Brigham Young      | W 3-1      | 5/24 Nevada                       | L 1-11 (7) |
| 5/20 Wyoming                | W 6-4      | 5/20 Brigham Young      | W 8-2      | 5/25 Sacramento St.               | W 19-7 (7) |
| 5/20 San Diego St.          | L 11-16    | <b>1990 (Honolulu)</b>  |            | 5/26 Nevada                       | L 6-8 (11) |
| <b>1984 (Honolulu)</b>      |            | 5/17 San Diego St.      | L 4-5 (11) | <b>2008 (Ruston, LA)</b>          |            |
| 5/17 Utah                   | W 17-4     | 5/18 Wyoming            | L 2-8      | 5/22 New Mexico St.               | W 11-7     |
| 5/18 Brigham Young          | W 10-6     | <b>1991 (Honolulu)</b>  |            | 5/23 Nevada                       | W 14-5     |
| 5/19 San Diego St.          | L 6-8      | 5/16 Wyoming            | W 7-6      | 5/24 Fresno St.                   | L 4-11     |
| 5/19 San Diego St.          | W 5-4      | 5/17 Brigham Young      | W 12-9     | 5/25 Nevada                       | L 7-12     |
| <b>1985 (Provo, UT)</b>     |            | 5/18 San Diego St.      | L 4-6      | <b>2009 (Honolulu)</b>            |            |
| 5/16 Brigham Young          | L 5-6      | 5/19 San Diego St.      | L 2-7 (10) | 5/21 Louisiana Tech               | L 3-4      |
| 5/17 New Mexico             | W 12-11    | <b>1992 (Honolulu)</b>  |            | 5/22 Nevada                       | W 5-4      |
| 5/17 Utah                   | W 26-7 (8) | 5/14 New Mexico         | W 7-1      | 5/23 Fresno State                 | L 3-10     |
| 5/18 Brigham Young          | W 21-14    | 5/15 San Diego St.      | W 1-0 (10) |                                   |            |
| 5/18 Brigham Young          | L 4-6      | 5/16 New Mexico         | L 2-7      | <b>Total Record: 35-27 (.565)</b> |            |
| <b>1986 (San Diego, CA)</b> |            | 5/16 New Mexico         | W 5-3      |                                   |            |
| 5/8 Wyoming                 | W 12-2     |                         |            |                                   |            |
| 5/9 San Diego St.           | L 1-2      |                         |            |                                   |            |
| 5/9 Wyoming                 | W 14-7     |                         |            |                                   |            |
| 5/10 San Diego St.          | W 10-3     |                         |            |                                   |            |
| 5/10 San Diego St.          | L 2-9      |                         |            |                                   |            |

**National Collegiate Athletic Association Tournament**




|   |            |   |             |  |        |
|---|------------|---|-------------|--|--------|
| <b>1977</b>                               |            | <b>1984</b>                                   |             | <b>1992</b>  |        |
| <b>NCAA West Regional (Honolulu)</b>      |            | <b>NCAA West II Regional (Tempe, AZ)</b>      |             | <b>NCAA West Regional (Tucson, AZ)</b>               |        |
| 5/26 Southern California                  | L 1-6      | 5/25 Stanford                                 | W 10-7 (10) | 5/22 SE Louisiana                                    | L 0-8  |
| 5/27 CS Los Angeles                       | L 4-8      | 5/26 Arizona St.                              | L 11-15     | 5/23 Arizona   | W 10-3 |
| <b>1979</b>                               |            | 5/27 Stanford                                 | L 7-11      | 5/23 SE Louisiana                                    | W 10-3 |
| <b>NCAA Midwest Regional (Tucson, AZ)</b> |            | <b>1986</b>                                   |             | 5/24 Washington                                      | W 9-3  |
| 5/25 Indiana St.                          | W 4-3      | <b>NCAA West Regional (Los Angeles, CA)</b>   |             | 5/25 Pepperdine                                      | W 6-3  |
| 5/26 Arizona                              | L 2-10     | 5/22 UCLA                                     | W 6-3       | 5/25 Pepperdine                                      | L 0-9  |
| 5/27 Oklahoma                             | W 12-8     | 5/23 UC Santa Barbara                         | W 8-6       | <b>1993</b>  |        |
| 5/28 Arizona                              | L 3-5      | 5/24 Loyola Marymount                         | L 6-10      | <b>NCAA Central I Regional (College Station, TX)</b> |        |
| <b>1980</b>                               |            | 5/25 Loyola Marymount                         | L 5-12      | 5/27 North Carolina                                  | W 9-8  |
| <b>NCAA Central Regional (Austin, TX)</b> |            | <b>1987</b>                                   |             | 5/28 UCLA  | L 4-9  |
| 5/23 UT-Pan American                      | W 8-4      | <b>NCAA West II Regional (Tempe, AZ)</b>      |             | 5/29 North Carolina                                  | L 8-10 |
| 5/24 Louisiana Tech                       | W 2-1      | 5/22 UCLA                                     | L 11-12     | <b>2006</b>  |        |
| 5/25 Texas                                | W 7-3      | 5/23 Arizona                                  | W 6-3       | <b>NCAA Corvallis Regional (Corvallis, OR)</b>       |        |
| <b>College World Series (Omaha, NE)</b>   |            | 5/24 UCLA                                     | L 7-16      | 6/2 Kansas   | L 6-9  |
| 5/30 Florida St.                          | W 7-6      | <b>1989</b>                                   |             | 6/3 Wright St.                                       | W 5-3  |
| 6/1 St. John's                            | W 7-6      | <b>NCAA West I Regional (Tucson, AZ)</b>      |             | 6/4 Kansas   | W 9-5  |
| 6/2 Miami (Fla.)                          | W 9-3      | 5/26 Long Beach St.                           | L 7-14      | 6/4 Oregon St.                                       | L 3-12 |
| 6/4 Arizona                               | L 4-5 (11) | 5/27 Arizona                                  | L 3-17      |  |        |
| 6/5 Arizona                               | L 3-5      | <b>1991</b>                                   |             | <b>Total Record: 19-22 (.463)</b>                    |        |
| <b>1982</b>                               |            | <b>NCAA West I Regional (Los Angeles, CA)</b> |             |  |        |
| <b>NCAA West I Regional (Fresno, CA)</b>  |            | 5/24 Minnesota                                | L 3-5       |  |        |
| 5/27 Stanford                             | L 5-10     | 5/25 Middle Tenn. St.                         | W 7-3       |  |        |
| 5/28 Pepperdine                           | L 9-13     | 5/26 Minnesota                                | W 12-5      |  |        |
|   |            | 5/26 Southern California                      | W 7-3       |  |        |
|   |            | 5/27 Creighton                                | L 8-15      |  |        |



| Player          | Year | Round      | Team                  |
|-----------------|------|------------|-----------------------|
| Neal Blaisdell  | 1923 | ---        | Chicago White Sox     |
| Ted Nobriga     | 1932 | ---        | St. Louis Cardinals   |
| Jyun Hirota     | 1949 | ---        | Tokyo Giants          |
| Stan Hashimoto  | 1954 | ---        | Japan                 |
| James Dyer      | 1957 | ---        | Milwaukee Braves      |
| Allan Yamamoto  | 1957 | ---        | Daiei (Japan)         |
| Dave Nelson     | 1971 | FA         | Pittsburgh Pirates    |
| Tom Bhagwat     | 1975 | 9th        | San Francisco Giants  |
| Bob Ehrig       | 1975 | 33rd       | Baltimore Orioles     |
| Shelly Draimin  | 1975 | FA         | Baltimore Orioles     |
| Ed Gilliam      | 1975 | FA         | Portland (AAA)        |
| Gerald Ako      | 1977 | 8th        | Kansas City Royals    |
| Paul Mize       | 1977 | 14th       | Oakland Athletics     |
| Mike Kelly      | 1977 | FA         | Toronto Blue Jays     |
| Richard Olsen   | 1978 | 4th        | Milwaukee Brewers     |
| Dean Hall       | 1978 | 18th       | Milwaukee Brewers     |
| Derek Tatsuno   | 1979 | 2nd        | San Diego Padres      |
| Jon Hansen      | 1979 | 3rd        | Milwaukee Brewers     |
| Vern Ramie      | 1979 | 12th       | Toronto Blue Jays     |
| Curt Watanabe   | 1979 | FA         | Milwaukee Brewers     |
| Gene Smith      | 1979 | FA         | Milwaukee Brewers     |
| Jerry Stovall   | 1979 | FA         | San Francisco Giants  |
| Derek Tatsuno   | 1980 | 2ndw       | Chicago White Sox     |
| Derek Tatsuno   | 1980 | 3rds       | New York Mets         |
| Kevin Williams  | 1980 | 11th       | Minnesota Twins       |
| Rick Bass       | 1980 | 17th       | Milwaukee Brewers     |
| Derek Tatsuno   | 1981 | 2ndw       | Cincinnati Reds       |
| Scott Roberts   | 1981 | 2nd        | Milwaukee Brewers     |
| Collin Tanabe   | 1981 | 5th        | Milwaukee Brewers     |
| Thad Reece      | 1981 | 17th       | Oakland Athletics     |
| Jay Erdahl      | 1981 | FA         | Seattle Mariners      |
| Derek Tatsuno   | 1982 | 1st (Jan.) | Milwaukee Brewers     |
| Bryan Duquette  | 1982 | 2nd        | Milwaukee Brewers     |
| Chuck Crim*     | 1982 | 17th       | Milwaukee Brewers     |
| Keith Komeiji   | 1983 | 1st (Jan.) | Seattle Mariners      |
| Glenn Braggs*   | 1983 | 2nd        | Milwaukee Brewers     |
| Joey Meyer*     | 1983 | 5th        | Milwaukee Brewers     |
| Terry Derby     | 1983 | 16th       | Milwaukee Brewers     |
| David Smith     | 1983 | FA         | Seattle Mariners      |
| Kyle Tengan     | 1983 | FA         | Hawai'i Islanders     |
| Chuck Jackson*  | 1984 | 7th        | Houston Astros        |
| Bob Siegel      | 1984 | 8th        | Seattle Mariners      |
| Lance Belen     | 1984 | 12th       | Pittsburgh Pirates    |
| Joel Lono       | 1984 | 12th       | Cincinnati Reds       |
| Ross Hayashi    | 1984 | FA         | Hawai'i Islanders     |
| Mike Campbell*  | 1985 | 1st        | Seattle Mariners      |
| Mario Monico    | 1985 | 12th       | Milwaukee Brewers     |
| Bruce Walton*   | 1985 | 16th       | Oakland Athletics     |
| Todd Crosby     | 1986 | 5th        | Philadelphia Phillies |
| Phil Williams   | 1986 | 45th       | Baltimore Orioles     |
| Paul Brown      | 1987 | 2nd        | Boston Red Sox        |
| Greg Burlingame | 1987 | 24th       | Seattle Mariners      |
| Dan Nyssen      | 1987 | 7th        | Houston Astros        |
| Markus Owens    | 1987 | 19th       | San Francisco Giants  |
| Joey Vierra     | 1987 | 31st       | Cincinnati Reds       |
| Paul List       | 1987 | FA         | California Angels     |
| Danny Kapea     | 1988 | 11th       | Milwaukee Brewers     |
| Larry Gonzales* | 1988 | 22nd       | California Angels     |
| Robert Muhammad | 1988 | 22nd       | Milwaukee Brewers     |
| Steve Morris    | 1988 | 35th       | Minnesota Twins       |

| Player              | Year | Round | Team                             |
|---------------------|------|-------|----------------------------------|
| Rocky Ynclan        | 1989 | 36th  | Milwaukee Brewers                |
| Brian Hart          | 1989 | FA    | Cleveland Indians                |
| Brian Souza         | 1990 | 11th  | Milwaukee Brewers                |
| Jeff Ball           | 1990 | 33rd  | California Angels                |
| Tim Albert          | 1991 | 18th  | Milwaukee Brewers                |
| Levon Largusa       | 1992 | 3rd   | Toronto Blue Jays                |
| Scott Karl*         | 1992 | 6th   | Milwaukee Brewers                |
| Jay Holland         | 1992 | 32nd  | Colorado Rockies                 |
| Bill Blanchette     | 1992 | 43rd  | California Angels                |
| Matt Apana          | 1993 | 22nd  | Seattle Mariners                 |
| Tyler Cheff         | 1994 | 53rd  | Cleveland Indians                |
| Bobby Moore         | 1995 | 23rd  | Texas Rangers                    |
| Mark Johnson*       | 1996 | 1st   | Houston Astros                   |
| Jason Ross          | 1996 | 13th  | Atlanta Braves                   |
| Paul Ah Yat         | 1996 | 21st  | Pittsburgh Pirates               |
| Jay Spurgeon*       | 1997 | 8th   | Baltimore Orioles                |
| Andrew McNally      | 1997 | FA    | Cleveland Indians                |
| Darren Blakely      | 1998 | 5th   | Anaheim Angels                   |
| Dusty Bergman       | 1999 | 6th   | Anaheim Angels                   |
| Lars Hansen         | 1999 | 28th  | San Francisco Giants             |
| Corey Miller        | 1999 | FA    | Oakland Athletics                |
| Matt Wheeler        | 1999 | FA    | Evansville Otters (Ind.)         |
| Kenn Wakakuwa       | 2000 | FA    | Tampa Bay Devil Rays             |
| Rich Snider         | 2000 | FA    | Oakland Athletics                |
| Jeff Coleman        | 2001 | 21st  | Oakland Athletics                |
| Grady Symonds       | 2002 | 39th  | Arizona Diamondbacks             |
| Aaron Pribble       | 2002 | FA    | Sonoma Crushers (Ind.)           |
| Brian Bock          | 2003 | 14th  | Baltimore Orioles                |
| Tim Montgomery      | 2003 | 23rd  | Cleveland Indians                |
| Chris George        | 2003 | FA    | San Francisco Giants             |
| Brian Finegan       | 2004 | 15th  | Cleveland Indians                |
| Clary Carlsen       | 2004 | 33rd  | Philadelphia Phillies            |
| Jaziel Mendoza      | 2004 | FA    | Ohio Valley Redcoats (Ind.)      |
| Josh Green          | 2004 | FA    | Surprise Fightin' Falcons (Ind.) |
| Isaac Omura         | 2005 | 17th  | Oakland Athletics                |
| Stephen Bryant      | 2005 | 20th  | Oakland Athletics                |
| Ricky Bauer         | 2005 | FA    | San Francisco Giants             |
| Steven Wright       | 2006 | 2nd   | Cleveland Indians                |
| Matt Inouye         | 2006 | 21st  | Chicago White Sox                |
| Esteban Lopez       | 2006 | 25th  | Los Angeles Dodgers              |
| Darrell Fisherbaugh | 2006 | 50th  | Boston Red Sox                   |
| Tyler Davis         | 2007 | 21st  | San Diego Padres                 |
| Ian Harrington      | 2007 | 23rd  | Arizona Diamondbacks             |
| Justin Frash        | 2007 | 27th  | Oakland Athletics                |
| Kris Sanchez        | 2007 | FA    | Seattle Mariners                 |
| Mark Rodriguez      | 2007 | FA    | Cleveland Indians                |
| Matt Daly           | 2008 | 13th  | Toronto Blue Jays                |
| Jon Hee             | 2008 | 21st  | Boston Red Sox                   |
| Brandon Haislet     | 2008 | 23rd  | Philadelphia Phillies            |
| Landon Hernandez    | 2008 | 50th  | Detroit Tigers                   |
| Vinnie Catricala    | 2009 | 10th  | Seattle Mariners                 |

FA = Free Agent signing  
 \* = Played in Major Leagues  
 w=winter phase of draft  
 s= secondary draft phase



### UH's Only Perfect Game

Paul Brown vs. Wyoming, (7 inn.)  
April 14, 1987 (Rainbow Stadium)

### UH No-Hitters

7-Innings

- (1) Joel Lono vs. Murray State, March 8, 1980
- (2) David Smith vs. New Mexico, May 9, 1980
- (3) Levon Largusa vs. Colorado State, April 15, 1990

9-Innings

- (1) David Smith vs. Hawai'i-Hilo, Feb. 7, 1981
- (2) Rocky Ynclan, Todd Carlsen, Donovan Oda (combined) vs. New Mexico, April 21, 1989

### Opponent No-Hitters

- (1) Randy Scarberry, Tom Coffin, Mark Sogge of USC (combined), April 7, 1971, at Honolulu Stadium
- (2) Derek Diaz and Horace Gray of Hawai'i-Hilo (combined), Feb. 19, 1982, and lost 3-1 at UH Field
- (3) Jeff Nichols of Rice (7-inn.) in a WAC game, March 14, 1998, at Cameron Field
- (4) Cody Wheeler of Coastal Carolina, Mar. 26, 2009, at Les Murakami Stadium

### UH One-Hitters

7-Innings

- (1) Gerald Ako vs. Cal Poly-Pomona, May 12, 1975
- (2) Derek Tatsuno vs. Hawai'i-Hilo (8 inn.), May 8, 1977
- (3) Derek Tatsuno vs. Cal State Los Angeles, May 2, 1978
- (4) David Smith vs. Texas-El Paso, April 26, 1980
- (5) Wes Kimura vs. U.S. International, April 2, 1982
- (6) Ross Hayashi vs. U.S. International, April 2, 1982
- (7) Mike Campbell vs. Hawai'i Pacific, March 5, 1985
- (8) Paul Brown, Cary Nagano, Joey Vierra vs. San Diego State, April 4, 1987
- (9) Scott Karl vs. Wyoming, April 13, 1991
- (10) Levon Largusa vs. Wyoming, April, 1992


9-Innings

- (1) Dan Penner vs. UNLV, May 14, 1982
- (2) Mark Furtak vs. Stanford, Feb. 16, 1986
- (3) Levon Largusa and Jeff Ball vs. Notre Dame, Feb. 23, 1990
- (4) Levon Largusa and Brian Souza vs. Hawai'i-Hilo, March 16, 1990
- (5) Andrew McNally vs. Washington State, March 11, 1993
- (6) Steven Wright vs. Loyola Marymount, Feb. 17, 2006
- (7) Justin Costi and Darrell Fisherbaugh vs. UC Santa Barbara, March 27, 2006


### Opponent One-Hitters

9-Innings

- (1) Jerry Felt (Mesa State) in Easter Tournament, March 24, 1978, and lost 4-2
- (2) Kenny Baugh (Rice) in WAC game, April 20, 2001
- (3) Mike Malott (San Jose State) in Easter Tournament, March 28, 2002
- (4) Chris Nicoll, Phil Tripoli, Kris Krise, Ryan Edell and Steve Schroer (UC Irvine), May 21, 2003



Paul Brown



Scott Karl



Justin Costi




**UH Grand Slam Club**

- (1) Dean Hall vs. UNLV, April 6, 1977
- (2) Wade Mauricio vs. Hawai'i-Hilo, Feb. 4, 1979
- (3) Jay Erdahl vs. New Mexico, April 26, 1980
- (4) Howard Dashefsky vs. Cal State Northridge, March 27, 1981
- (5) Randy Inaba vs. Hawai'i-Hilo, Feb. 5, 1982
- (6) Glenn Braggs vs. Cal Poly-Pomona, March 24, 1983
- (7) Lance Belen vs. Loyola Marymount, March 11, 1984
- (8) Dan Nyssen at Hawai'i-Hilo, Feb. 1, 1986
- (9) Dan Nyssen at Utah, April 11, 1986
- (10) John Matias vs. Portland State, March 25, 1988
- (11) Brian Hart at Utah, May 5, 1989
- (12) Bill Blanchette at Air Force, April 8, 1991
- (13) Kenny Harrison vs. California, Feb. 12, 1993
- (14) Keoni Hansen at Cal State Sacramento, May 7, 1994
- (15) Corey Ishigo vs. Hawai'i-Hilo (Maui), Feb. 12, 1995
- (16) Keoni Hansen at Fresno State, March 12, 1995
- (17) Neal Honma at New Mexico, March 14, 1997
- (18) Tracy Nakano at Fresno State, April 25, 1997
- (19) Neal Honma at Rice, March 14, 1998
- (20) Gregg Omori vs. San Jose State, March 23, 2001
- (21) Gregg Omori at Hawai'i-Hilo, May 12, 2001
- (22) Grady Symonds vs. UC-Irvine, March 3, 2002
- (23) Creighton Kahoali'i vs. Hawai'i-Hilo, Feb. 21, 2004
- (24) Jose Castaneda vs. Florida State, March 12, 2005
- (25) Schafer Magana at San Jose State, April 23, 2005
- (26) Derek DuPree vs. Nevada, May 27, 2006
- (27) Kris Sanchez vs. Pacific, Feb. 9, 2007
- (28) Kevin Macdonald at New Mexico State, Apr. 25, 2009




Gregg Omori



Kris Sanchez

**Opponent Grand Slams**

- (1) Walt Arnold (New Mexico) off Joel Lono at Lobo Field, April 11, 1980
- (2) John Fontes (UTEP) off Ross Hayashi at Dudley Field, April 29, 1983
- (3) Flavio Alfaro (San Diego State) off Mike Campbell at BYU, May 20, 1983
- (4) John Dias (Hawai'i Pacific) off Monty Vold at Rainbow Stadium, Feb. 4, 1984
- (5) Ray Williamson (Santa Clara) off Monty Vold at Rainbow Stadium, March 23, 1986
- (6) Doug Mientkiewicz (Florida State) off Andrew McNally at Rainbow Stadium, Feb. 4, 1994
- (7) Jed Hansen (Stanford) off Robby Robinson at Rainbow Stadium, Feb. 20, 1994
- (8) Derek Tamburro (UCLA) off Roger Mills at Rainbow Stadium, Feb. 26, 1994
- (9) Kevin Howard (Cal State Northridge) off Mark Johnson at Matador Field, March 13, 1994
- (10) Curtis Johnson (California) off Dusty Bergman at Rainbow Stadium, Jan. 31, 1997
- (11) Jose Miranda (CS Northridge) off Robby Robinson at Rainbow Stadium, March 30, 1997
- (12) Josh Hannah (Fresno State) off Randon Ho at Pete Beiden Field, April 26, 1998
- (13) Brandon Haygood (Louisiana Tech) off Chris George at J.C. Love Field, May 9, 2002
- (14) Matt Einpahr (California) off Dean Turner at Evans Diamond, April 20, 2005
- (15) Drew Johnson (Nevada) off Justin Costi at Pete Beiden Field (WAC), May 26, 2006
- (16) Tim Wheeler (Sacramento State) off Nick Rhodes at Hornet Field, March 29, 2008
- (17) Chris Kersten (Louisiana Tech) off Josh Slaats at J.C. Love Field, Apr. 26, 2008
- (18) Joe Scaperotta (New Mexico State) off Jayson Kramer at Presley Askew Field, May 9, 2008
- (19) Leo Aguirre (New Mexico State) off Alex Capaul at Presley Askew Field, May 10, 2008
- (20) Leo Aguirre (New Mexico State) off Cameron Wheeler at Les Murakami Stadium, May 22, 2008
- (21) Luke Adkins (Mississippi State) off Harrison Kuroda at Les Murakami Stadium, March 7, 2009



Neal Honma

**UH Cycle Club**

- (1) Glenn Braggs at New Mexico, April 27, 1983
- (2) Markus Owens at Brigham Young, April 14, 1986
- (3) Randy Oyama at Colorado State, April 30, 1987
- (4) John Matias at Wyoming, May 2, 1987
- (5) Neal Honma vs. Cal State Sacramento, April 6, 1996


## All-Time NCAA Season Openers

| Date    | Opponent (Site)                                  | Result      | W/L Pitchers                                   |
|---------|--|-------------|--|
| 3/21/71 | Santa Clara (Millican Field)                     | L, 0-10     | WP - Todd Brentlinger, LP - Dave Nelson        |
| 3/27/72 | Brigham Young (Honolulu Stadium)                 | W, 6-5      | WP - Riley Mende, LP - Steve McNulty           |
| 3/26/73 | Vanderbilt (Evans Park, UC Riverside Tournament) | L, 2-11     | WP - Wayne Palmore, LP - Dick Hazel            |
| 3/14/74 | Mercer (Redlanders Field)                        | W, 9-2      | WP - Riley Mende, LP - Mike Hurst              |
| 3/4/75  | Brigham Young (UH Field)                         | W, 6-4      | WP - Ben Flores, LP - Dave Nelson              |
| 2/28/76 | Iowa State (UH Field)                            | W, 5-3      | WP - Ben Flores, LP - Del Ochsner              |
| 2/27/77 | Vanderbilt (UH Field)                            | W, 7-5      | WP - Derek Tatsuno, LP - Scott Sanderson       |
| 3/10/78 | Murray State (Aloha Stadium)                     | L, 2-4      | WP - Andy Rice, LP - Gene Smith                |
| 2/8/79  | Oregon State (UH Field)                          | W, 2-1      | WP - Mark Olmos, LP - Mike Gorman              |
| 2/1/80  | at Hawai'i-Hilo (Francis Wong Stadium)           | W, 6-2      | WP - Mark Olmos, LP - Doug Spector             |
| 1/29/81 | California (UH Field)                            | L, 9-10     | WP - Bill Hawkins, LP - Chuck Crim             |
| 2/5/82  | at Hawai'i-Hilo (Francis Wong Stadium)           | W, 14-4     | WP - Chuck Crim, LP - John Blalock             |
| 2/3/83  | Hawai'i Pacific (UH Field)                       | W, 11-4     | WP - David Smith, LP - Aaron Garcia            |
| 2/4/84  | Hawai'i Pacific (Hanapepe Stadium, Kauai)        | W, 6-5 (8)  | WP - Bob Seigel, LP - Gordon Ijima             |
| 2/1/85  | at Hawai'i-Hilo (Francis Wong Stadium)           | W, 10-4     | WP - Mike Campbell, LP - Russell Ijima         |
| 2/1/86  | at Hawai'i-Hilo (Vulcan Stadium)                 | W, 10-1     | WP - Joey Vierra, LP - Russell Ijima           |
| 1/31/87 | at Hawai'i-Hilo (Vulcan Stadium)                 | W, 5-3      | WP - Joey Vierra, LP - Ross Nishi              |
| 1/30/88 | at Hawai'i-Hilo (Vulcan Stadium)                 | W, 20-6     | WP - Norman Holt, LP - Al Bacosa               |
| 2/3/89  | UNLV (Rainbow Stadium)                           | W, 11-0     | WP - Clinton Kelson, LP - David Carter         |
| 2/2/90  | UCLA (Rainbow Stadium)                           | L, 2-3      | WP - Tim Lindsay, LP - Levon Largusa           |
| 2/1/91  | Washington (Rainbow Stadium)                     | L, 5-8      | WP - Eric Morrow, LP - Greg Nealon             |
| 1/31/92 | Arizona (Rainbow Stadium)                        | W, 7-6      | WP - Craig Tucker, LP - Billy Grajeda          |
| 1/26/93 | at Hawai'i-Hilo (Vulcan Stadium)                 | W, 9-7      | WP - Moku Paiva, LP - Sean Keven               |
| 1/23/94 | at Hawai'i-Hilo (Vulcan Stadium)                 | W, 7-3      | WP - Paul Ah Yat, LP - Laine Miura             |
| 1/20/95 | UCLA (Rainbow Stadium)                           | L, 1-5      | WP - Rick Heineman, LP - Andrew McNally        |
| 1/19/96 | Washington State (Rainbow Stadium)               | W, 7-2      | WP - Mark Johnson, LP - Heath McLellan         |
| 1/16/97 | Miami (Rainbow Stadium)                          | W, 3-2 (10) | WP - Troy Yoshimasu, LP - Eddie Reyes          |
| 1/16/98 | San Francisco (Rainbow Stadium)                  | W, 11-5     | WP - Ian Jones, LP - Ryan Yamamoto             |
| 1/22/99 | UCLA (Rainbow Stadium)                           | W, 3-0      | WP - Jamie Aloy, LP - Ryan Carter              |
| 1/20/00 | Florida (Rainbow Stadium)                        | L, 6-12     | WP - Jay Belflower, LP - Randon Ho             |
| 1/25/01 | Sacramento State (Rainbow Stadium)               | W, 8-7      | WP - Aaron Pribble, LP - Benny Gonzalez        |
| 1/30/02 | Florida State (Les Murakami Stadium)             | W, 3-2      | WP - Aaron Pribble, LP - Eric Roman            |
| 2/7/03  | UCLA (Les Murakami Stadium)                      | W, 11-5     | WP - Chris George, LP - Wes Whisler            |
| 1/30/04 | Texas (Les Murakami Stadium)                     | L, 4-7      | WP - Justin Simmons, LP - Ricky Bauer          |
| 2/10/05 | Alabama (Les Murakami Stadium)                   | W, 4-1      | WP - Ricky Bauer, LP - Wade LeBlanc            |
| 2/1/06  | San Diego State (Les Murakami Stadium)           | W, 6-2      | WP - Steven Wright, LP - Bruce Billings        |
| 1/26/07 | Santa Clara (Les Murakami Stadium)               | W, 8-1      | WP - Ian Harrington, LP - Matt Wickswat        |
| 2/15/08 | UH-Hilo (Les Murakami Stadium)                   | W, 5-4      | WP - Josh Schneider, LP - Christian Stephenson |
| 2/20/09 | UC Irvine (Les Murakami Stadium)                 | L, 1-5      | WP - Daniel Bibona, LP - Jayson Kramer         |

Overall Record: 29-10

## All-Time NCAA Season-Opener Lineups


|  |   |  |  |   |   |
|--|---|--|--|---|---|
| <p>1971<br/>C ___ Reggie Suma<br/>1B ___ Bob Warren<br/>2B ___ Glen Nitta<br/>SS ___ Ernie Tshako<br/>3B ___ Jimmy Miyake<br/>LF ___ Tom Higashino<br/>CF ___ Steve Adler<br/>RF ___ Glen Ohigashi<br/>P ___ Ken Suzawa</p>  | <p>1978<br/>C ___ Ron Nomura<br/>1B ___ Dean Hall<br/>2B ___ Curt Watanabe<br/>SS ___ Thad Reece<br/>3B ___ Collin Tanabe<br/>LF ___ Rick Bass<br/>CF ___ Jon Hansen<br/>RF ___ Wade Mauricio<br/>DH ___ Eric Tokunaga<br/>P ___ Richard Olsen</p>            | <p>1985<br/>C ___ Frank Mutz<br/>1B ___ Markus Owens<br/>2B ___ Todd Crosby<br/>SS ___ Kelsey Isa<br/>3B ___ Bobby Collum<br/>LF ___ Randy Inaba<br/>CF ___ Mark Hadama<br/>RF ___ Mario Monico<br/>DH ___ Randy Oyama<br/>P ___ Mike Campbell</p>                           | <p>1992<br/>C ___ Tyler Cheff<br/>1B ___ Kenny Harrison<br/>2B ___ Rob Williams<br/>SS ___ Randy Vollmer<br/>3B ___ Chris Dugger<br/>LF ___ Harold Cabbab<br/>CF ___ Erik Evans<br/>RF ___ Dwayne Daughtry<br/>DH ___ Shawn Rogers<br/>P ___ Bill Blanchette</p> | <p>1999<br/>C ___ Lars Hansen<br/>1B ___ Kenn Wakakuwa<br/>2B ___ Michael Dartt<br/>SS ___ Corey Miller<br/>3B ___ Matt Wheeler<br/>LF ___ Wakon Childers<br/>CF ___ Darin Baker<br/>RF ___ Sean Takamori<br/>P/DH ___ Jamie Aloy</p>                               | <p>2006<br/>C ___ Esteban Lopez<br/>1B ___ Kris Sanchez<br/>2B ___ Jon Hee<br/>SS ___ Eli Christensen<br/>3B ___ Joe Spiers<br/>LF ___ Jorge Franco<br/>CF ___ Robbie Wilder<br/>RF ___ Matt Inouye<br/>DH ___ Justin Frash<br/>P ___ Steven Wright</p>                         |
| <p>1972<br/>C ___ Steve Maruyama<br/>1B ___ Clifford Migita<br/>2B ___ James Hamoto<br/>SS ___ Clifford Eto<br/>3B ___ Steve McCunnigle<br/>LF ___ Miles Yamamoto<br/>CF ___ Tom Higashino<br/>RF ___ Richard Maltby<br/>P ___ Steve Shinohara</p>                     | <p>1979<br/>C ___ Ron Nomura<br/>1B ___ Collin Tanabe<br/>2B ___ Wade Mauricio<br/>SS ___ Thad Reece<br/>3B ___ Curt Watanabe<br/>LF ___ Jon Hansen<br/>CF ___ Rick Bass<br/>RF ___ Vern Ramie<br/>DH ___ Gene Ober<br/>P ___ Mark Olmos</p>                  | <p>1986<br/>C ___ Paul Williams<br/>1B ___ Colin Franker<br/>2B ___ Todd Crosby<br/>SS ___ Kelsey Isa<br/>3B ___ Mark McWherter<br/>LF ___ Markus Owens<br/>CF ___ Dan Nyssen<br/>RF ___ Paul List<br/>DH ___ Nelson Inabata<br/>P ___ Joey Vierra</p>                       | <p>1993<br/>C ___ Tyler Cheff<br/>1B ___ Kenny Harrison<br/>2B ___ Corey Ishigo<br/>SS ___ Sy Farinas<br/>3B ___ Jody Napuunoa<br/>LF ___ Kawika Aganos<br/>CF ___ Dean Hashimoto<br/>RF ___ Franz Yuen<br/>DH ___ Shawn Rogers<br/>P ___ Andrew McNally</p>     | <p>2000<br/>C ___ Kramer Aoki<br/>1B ___ Brian Bock<br/>2B ___ Lane Nogawa<br/>SS ___ Patrick Scalabrini<br/>3B ___ Danny Kimura<br/>LF ___ Scooter Martinez<br/>CF ___ Darin Baker<br/>RF ___ Jamie Aloy<br/>DH ___ Shane Chan<br/>P ___ Randon Ho</p>             | <p>2007<br/>C ___ Landon Hernandez<br/>1B ___ Kris Sanchez<br/>2B ___ Jon Hee<br/>SS ___ Eli Christensen<br/>3B ___ Justin Frash<br/>LF ___ Jorge Franco<br/>CF ___ Brandon Haislet<br/>RF ___ Evan Zimny<br/>DH ___ Vinnie Catricala<br/>P ___ Ian Harrington</p>              |
| <p>1973<br/>C ___ Grant Sugai<br/>1B ___ Claude Tazawa<br/>2B ___ Gerald Briones<br/>SS ___ Joey Estrella<br/>3B ___ Steve Hirano<br/>LF ___ Richard Maltby<br/>CF ___ Tom Higashino<br/>RF ___ Gus Rethwisch<br/>P ___ Richard Hazell</p>                             | <p>1980<br/>C ___ Collin Tanabe<br/>1B ___ Howard Dashefsky<br/>2B ___ Wade Mauricio<br/>SS ___ Thad Reece<br/>3B ___ Les Kakazu<br/>LF ___ Jay Erdahl<br/>CF ___ Rick Bass<br/>RF ___ Kevin Williams<br/>DH ___ Greg Oniate<br/>P ___ Mark Olmos</p>         | <p>1987<br/>C ___ Larry Gonzales<br/>1B ___ Steve Takara<br/>2B ___ Dan Snover<br/>SS ___ Mark Rasmussen<br/>3B ___ Markus Owens<br/>LF ___ Ross Kagawa<br/>CF ___ Dan Nyssen<br/>RF ___ Steve Morris<br/>DH ___ Ben Rittmeister<br/>P ___ Joey Vierra</p>                   | <p>1994<br/>C ___ Tyler Cheff<br/>1B ___ Dean Hashimoto<br/>2B ___ Corey Ishigo<br/>SS ___ Sy Farinas<br/>3B ___ Jaime Ahu<br/>LF ___ Franz Yuen<br/>CF ___ Jody Napuunoa<br/>RF ___ Shawn Rogers<br/>DH ___ Kirk Taguchi<br/>P ___ Paul Ah Yat</p>              | <p>2001<br/>C ___ Jacob Flick<br/>1B ___ Danny Kimura<br/>2B ___ Matthew Purtell<br/>SS ___ Cortland Wilson<br/>3B ___ Patrick Scalabrini<br/>LF ___ Chad Boudon<br/>CF ___ Derek Honma<br/>RF ___ Tim Montgomery<br/>DH ___ Gregg Omori<br/>P ___ Jeff Coleman</p> | <p>2008<br/>C ___ Landon Hernandez<br/>1B ___ Kevin Macdonald<br/>2B ___ Jon Hee<br/>SS ___ Greg Garcia<br/>3B ___ Vinnie Catricala<br/>LF ___ Derek DuPree<br/>CF ___ Brandon Haislet<br/>RF ___ Evan Zimny<br/>DH ___ Jeffrey VanDoomum<br/>P ___ Matt Daly</p>               |
| <p>1974<br/>C ___ James Dettore<br/>1B ___ Tim Bhagwat<br/>2B ___ Wayne Rogers<br/>SS ___ Joey Estrella<br/>3B ___ Gary Fuller<br/>LF ___ Jesse Pefferini<br/>CF ___ Myles Yamamoto<br/>RF ___ Richard Maltby<br/>DH ___ Ernesto Vilorio<br/>P ___ Randy Weinstein</p> | <p>1981<br/>C ___ Collin Tanabe<br/>1B ___ Howard Dashefsky<br/>2B ___ Gordan Muramaru<br/>SS ___ Eric Tokunaga<br/>3B ___ Kimo Perkins<br/>LF ___ Jay Erdahl<br/>CF ___ Thad Reece<br/>RF ___ Kevin Williams<br/>DH ___ Greg Oniate<br/>P ___ Chuck Crim</p> | <p>1988<br/>C ___ Larry Gonzales<br/>1B ___ Randy Oyama<br/>2B ___ Steve Otani<br/>SS ___ Brian Hart<br/>3B ___ Jon Viela<br/>LF ___ Ross Kagawa<br/>CF ___ Steve Morris<br/>RF ___ Mark Soma<br/>DH ___ Mark McWherter<br/>P ___ Norman Holt</p>                            | <p>1995<br/>C ___ Chris Garnett<br/>1B ___ Chris Webb<br/>2B ___ Jody Napuunoa<br/>SS ___ Jaime Ahu<br/>3B ___ Corey Ishigo<br/>LF ___ Jason Ross<br/>CF ___ Neal Honma<br/>RF ___ Jay Spurgeon<br/>DH ___ Ryan Gallego<br/>P ___ Andrew McNally</p>             | <p>2002<br/>C ___ Brian Bock<br/>1B ___ Gregg Omori<br/>2B ___ Lane Nogawa<br/>SS ___ Cortland Wilson<br/>3B ___ Brent Cook<br/>LF ___ Derek Honma<br/>CF ___ Arthur Guillen<br/>RF ___ Tim Montgomery<br/>DH ___ Scooter Martinez<br/>P ___ Bryan Lee</p>          | <p>2009<br/>C ___ Landon Hernandez<br/>1B ___ Kevin Macdonald<br/>2B ___ Ryan Morford<br/>SS ___ Greg Garcia<br/>3B ___ Vinnie Catricala<br/>LF ___ Matt Roquemore<br/>CF ___ Kolten Wong<br/>RF ___ Christian Johnson<br/>DH ___ Jeffrey VanDoomum<br/>P ___ Jayson Kramer</p> |
| <p>1975<br/>C ___ Bob Ehrig<br/>1B ___ Tim Bhagwat<br/>2B ___ Steve Hirano<br/>SS ___ Shelly Drainin<br/>3B ___ Curtis Okazaki<br/>LF ___ Charlie Davis<br/>CF ___ Eric Sakazaki<br/>RF ___ Tom Bhagwat<br/>DH ___ Ed Gilliam<br/>P ___ Ben Flores</p>                 | <p>1982<br/>C ___ Peter Ho<br/>1B ___ Larry O'Conner<br/>2B ___ Kahai Shishido<br/>SS ___ Greg Vasquez<br/>3B ___ Les Kakazu<br/>LF ___ Greg Oniate<br/>CF ___ Mario Monico<br/>RF ___ Randy Inaba<br/>DH ___ Rom Amble<br/>P ___ Chuck Crim</p>              | <p>1989<br/>C ___ Brian Nuha<br/>1B ___ Todd Takayoshi<br/>2B ___ Steve Otani<br/>SS ___ Brian Hart<br/>3B ___ Jon Viela<br/>LF ___ Ross Kagawa<br/>CF ___ Derron Moreland<br/>RF ___ Mark McWherter<br/>DH ___ John Matias<br/>P ___ Clinton Kelson</p>                     | <p>1996<br/>C ___ Kenn Wakakuwa<br/>1B ___ Robert Medeiros<br/>2B ___ Jody Napuunoa<br/>SS ___ Jaime Ahu<br/>3B ___ Michael Dartt<br/>LF ___ Neal Honma<br/>CF ___ Darren Blakely<br/>RF ___ Jason Ross<br/>DH ___ Kelly Konishi<br/>P ___ Mark Johnson</p>      | <p>2003<br/>C ___ Brian Bock<br/>1B ___ Nick Ponomarenko<br/>2B ___ Isaac Omura<br/>SS ___ Brian Finegan<br/>3B ___ Schafer Magana<br/>LF ___ Brent Cook<br/>CF ___ Tim Montgomery<br/>RF ___ Joshua Green<br/>DH ___ Rocky Russo<br/>P ___ Chris George</p>        | <p>2010<br/>C ___ Esteban Lopez<br/>1B ___ Adam Roberts<br/>2B ___ Isaac Omura<br/>SS ___ Joe Spiers<br/>3B ___ Schafer Magana<br/>LF ___ Greg Kish<br/>CF ___ Matt Inouye<br/>RF ___ Jose Castaneda<br/>DH ___ Rocky Russo<br/>P ___ Ricky Bauer</p>                           |
| <p>1976<br/>C ___ Greg Bickell<br/>1B ___ Gene Ober<br/>2B ___ Steve Hirano<br/>SS ___ Paul Mize<br/>3B ___ Bill Morgan<br/>LF ___ Tim Bhagwat<br/>CF ___ Royden Kotake<br/>RF ___ Roy Tokuhama<br/>DH ___ Dale Waters<br/>P ___ Ben Flores</p>                        | <p>1983<br/>C ___ Peter Ho<br/>1B ___ Joey Meyer<br/>2B ___ Kyle Tengan<br/>SS ___ Greg Vasquez<br/>3B ___ Terry Derby<br/>LF ___ Glenn Braggs<br/>CF ___ Mario Monico<br/>RF ___ Mark Hadama<br/>DH ___ Lance Belen<br/>P ___ David Smith</p>                | <p>1990<br/>C ___ Todd Takayoshi<br/>1B ___ Bill Blanchette<br/>2B ___ Steve Otani<br/>SS ___ Randy Vollmer<br/>3B ___ Mark Wasikowski<br/>LF ___ Levon Largusa<br/>CF ___ Derron Moreland<br/>RF ___ Dwayne Daughtry<br/>DH ___ Kenny Harrison<br/>P ___ Brady Perreira</p> | <p>1997<br/>C ___ Robert Medeiros<br/>1B ___ Jamie Aloy<br/>2B ___ Daren Masanda<br/>SS ___ Key Voshell<br/>3B ___ Sean Murphy<br/>LF ___ Neal Honma<br/>CF ___ Darren Blakely<br/>RF ___ Greg Millichap<br/>DH ___ Tracy Nakano<br/>P ___ Andrew McNally</p>    | <p>2004<br/>C ___ Matt Inouye<br/>1B ___ Andrew Sansaver<br/>2B ___ Isaac Omura<br/>SS ___ Brian Finegan<br/>3B ___ Rocky Russo<br/>LF ___ Jaziel Mendoza<br/>CF ___ Joshua Green<br/>RF ___ Greg Kish<br/>DH ___ Nate Thurber<br/>P ___ Ricky Bauer</p>            | <p>2005<br/>C ___ Esteban Lopez<br/>1B ___ Adam Roberts<br/>2B ___ Isaac Omura<br/>SS ___ Joe Spiers<br/>3B ___ Schafer Magana<br/>LF ___ Greg Kish<br/>CF ___ Matt Inouye<br/>RF ___ Jose Castaneda<br/>DH ___ Rocky Russo<br/>P ___ Ricky Bauer</p>                           |
| <p>1977<br/>C ___ Ron Nomura<br/>1B ___ Dean Hall<br/>2B ___ Kent Yamase<br/>SS ___ Paul Mize<br/>3B ___ Curt Watanabe<br/>LF ___ Vern Ramie<br/>CF ___ Mike Kelly<br/>RF ___ Tim Bhagwat<br/>DH/P ___ Derek Tatsuno</p>   | <p>1984<br/>C ___ Peter Ho<br/>1B ___ Cano Garcia<br/>2B ___ Kahai Shishido<br/>SS ___ Greg Vasquez<br/>3B ___ Lace Belen<br/>LF ___ Mario Monico<br/>CF ___ Bobby Matta<br/>RF ___ Charles Jackson<br/>DH ___ Randy Inaba<br/>P ___ Mike Campbell</p>        | <p>1991<br/>C ___ Todd Takayoshi<br/>1B ___ Jon Viela<br/>2B ___ Chad Uyehara<br/>SS ___ Steve Otani<br/>3B ___ Scott Craven<br/>LF ___ Kenny Harrison<br/>CF ___ Derron Moreland<br/>RF ___ Tim Albert<br/>DH ___ Bill Blanchette<br/>P ___ Matt Apana</p>                  | <p>1998<br/>C ___ Lars Hansen<br/>1B ___ Jamie Aloy<br/>2B ___ David Perreira<br/>SS ___ Michael Dartt<br/>3B ___ Matt Wheeler<br/>LF ___ Greg Millichap<br/>CF ___ Darren Blakely<br/>RF ___ Neal Honma<br/>DH ___ Tracy Nakano<br/>P ___ Randon Ho</p>         | <p>2006<br/>C ___ Esteban Lopez<br/>1B ___ Adam Roberts<br/>2B ___ Isaac Omura<br/>SS ___ Joe Spiers<br/>3B ___ Schafer Magana<br/>LF ___ Greg Kish<br/>CF ___ Matt Inouye<br/>RF ___ Jose Castaneda<br/>DH ___ Rocky Russo<br/>P ___ Ricky Bauer</p>               | <p>2007<br/>C ___ Esteban Lopez<br/>1B ___ Adam Roberts<br/>2B ___ Isaac Omura<br/>SS ___ Joe Spiers<br/>3B ___ Schafer Magana<br/>LF ___ Greg Kish<br/>CF ___ Matt Inouye<br/>RF ___ Jose Castaneda<br/>DH ___ Rocky Russo<br/>P ___ Ricky Bauer</p>                           |



Gerald Ako



Clary Carlsen



Ben Flores

**A-A-A**

- Abe, Craig (1986)
- Aganos, Kawika (1989, '93)
- Ah Yat, Paul (1994-96)
- Ahu, Aran (1974)
- Ahu, Jaime (1993-96)
- Ako, Gerald (1974-77)
- Albert, Tim (1991)
- Alexander, Jared (2008-09)
- Aloy, Jamie (1997-2000)
- Alvarez, Rich (1983)
- Amble, Rob (1981-82)
- Ammon, Erik (2005)
- Anderson, Carlos (1993-94)
- Anderson, Ryan (2001)
- Aoki, Kramer (1998, 2000)
- Apana, Matt (1991-93)
- Arakawa, Noland (1976-78)
- Asato, Ryan (2005-08)
- Asimos, Tom (1983, '85)
- Austin, Fletcher (1993-94)
- Avila, Luis (2005-06)
- Awong, Thomas (1985)

**B-B-B**

- Baker, Darin (1999-2000)
- Ball, Jeff (1987-90)
- Baptista, Ikaika (1998-99)
- Bass, Rick (1977-80)
- Bates, Alex (2008)
- Bauer, Ricky (2002-05)
- Beck, Anthony (1997)
- Belcher, Brian (1988)
- Belen, Lance (1982-84)
- Bell-Irving, Steve (2004)
- Belmonte, Phil (1978)
- Benge, Randall (1998)
- Bergman, Dusty (1997-99)
- Bhagwat, Tim (1974-77)
- Bhagwat, Tom (1975)
- Bickell, Greg (1975-76)
- Binkie, Kamuela (1994, '96-98)
- Blakely, Darren (1996-98)
- Blanchette, Bill (1990-92)

- Bock, Brian (2000-03)
- Boudon, Chad (2001-02)
- Braggs, Glenn (1981-83)
- Briones, Gerald (1973-74)
- Brown, Paul (1986-87)
- Bryant, Stephen (2004-05)
- Buck, Matthew (2004)
- Burigsay, Larry (1988-91)
- Burlingame, Greg (1984-85, '87)
- Burnes, M.R. (1973)

**C-C-C**

- Cabbab, Harold (1989-92)
- Campbell, Mike (1983-85)
- Capaul, Alex (2008-09)
- Carganilla, Alfredo (1988)
- Carlsen, Clary (2003-04)
- Carlson, Jason (2002)
- Castillo, Andrew (2004)
- Castro, Jason (1999)
- Catricala, Vinnie (2007-09)
- Cayetano, Justin (2003)
- Chan, Shane (1998, 2000)
- Cheff, Tyler (1991-94)
- Chevalier, Josh (2009)
- Childers, Wakon (1999, 2001)
- Christensen, Elijah (2006-07)
- Chun, Robert (1977)
- Chung, Michael (1981-83)
- Coleman, Jeff (2001)
- Collum, Bob (1985)
- Cook, Brent (2002-03)
- Costi, Justin (2005-06)
- Craven, Scott (1991-92)
- Crim, Chuck (1980-82)
- Crosby, Todd (1984-86)
- Culbert, Mark (1986)
- Currah, Barry (1990-91)
- Curtis, Kevin (1991-92)

**D-D-D**

- Daly, Matthew (2006-08)
- Dartt, Michael (1996-99)
- Dashefsky, Howard (1979-82)
- Daughtry, Dwayne (1990-92)

- Davis, Charlie (1975)
- Davis, Ryan (2009)
- Davis, Tyler (2006-07)
- Derby, Terry (1982-83)
- Dettore, James (1973-74)
- Dramin, Shelly (1975)
- Drown, Chad (1994)
- Dugan, Pat (1977)
- Dugger, Chris (1991-92)
- Duncan, Phil (1994)
- DuPree, Derek (2005-08)
- Duquette, Bryan (1980-82)
- Dymally, Reggie (1981)

**E-E-E**

- Ehrig, Bob (1975)
- Ellenbrook, Larry (2005)
- Erdahl, Jay (1978-81)
- Espiritu, Jason (1983-85)
- Estrella, Joey (1972-74)
- Eto, Clifford (1972)
- Evans, Erik (1991-92)

**F-F-F**


- Farinas, Sy (1993-94)
- Finegan, Brian (2003-04)
- Fisherbaugh, Darrell (2004-06)
- Flick, Jacob (2001)
- Flores, Ben (1975-76)
- Franco, Jorge (2006-07)
- Franker, Colin (1986)
- Franks, Jeremy (1996)
- Frash, Justin (2006-07)
- Fujii, Kevin (2007-09)
- Fujitani, Ryan (1990, '92-93)
- Fukuda, Jay (1975)
- Fuller, Gary (1974-76)
- Furtak, Mark (1985-87)
- Furutani, Carl (1974-77)

**G-G-G**


- Gallego, Ryan (1995)
- Garcia, Efrain (1984)
- Garcia, Greg (2008-09)
- Garman, Trey (1993-94)
- Garnett, Chris (1993-96)



Ian Harrington



Corey Ishigo



Esteban Lopez

Garrick, Gavin (1998-2000)  
 Gauthier, Jean-Paul (2001-02)  
 George, Chris (2002-03)  
 Giannetti, Chad (2000-02)  
 Gilbride, Kevin (2000-03)  
 Gilliam, Ed (1975)  
 Ginoza, Garrett (1978)  
 Gipaya, Robert (1985)  
 Goda, Brandon (1990-91, '93)  
 Gonzales, Larry (1986-88)  
 Gouveia, Kiha (1985)  
 Green, Joshua (2003-04)  
 Griffin, Mike (2004)  
 Guillen, Arthur (2001-03)

**H-H-H**

Hadama, Mark (1981, '83-85)  
 Haislet, Brandon (2007-08)  
 Hall, Dean (1977-78)  
 Hampe, Chris (1993)  
 Hansen, Jon (1977-79)  
 Hansen, Keoni (1993-96)  
 Hansen, Lars (1996-99)  
 Hanzawa, Troy (2004)  
 Harrington, Ian (2006-07)  
 Harrison, Kenny (1990-93)  
 Hart, Brian (1988-89)  
 Harvey, Sean (1998)  
 Hashimoto, Dean (1993-94)  
 Hayashi, Ross (1981-84)  
 Hayashida, Clyde (1974-75)  
 Hayes, Ron (1977)  
 Hazama, Mitchell (1972)  
 Hazell, Richard (1973)  
 Hee, Jonathan (2005-08)  
 Heffernan, Thomas (1989-90)  
 Hermosura, Daven (1996-97)  
 Hernandez, Landon (2006-09)  
 Herriage, Dan (1974)  
 Herrold, Donald (1973)  
 Higashino, Tom (1971-73)  
 Higuchi, Alan (1985-87)  
 Hirano, Steve (1973-75)  
 Hirayama, Mark (1989-90)

Ho, Peter (1981-84)  
 Ho, Randon (1996, '98-2000)  
 Hoey, Shane (2008-09)  
 Holland, Jay (1989, '91-92)  
 Holt, Norman (1986-90)  
 Honma, Derek (1999-2002)  
 Honma, Neal (1995-98)  
 Horton, Reid (2003)  
 Hosaka, Duane (1982)  
 Howes, Jeff (1987)  
 Hughes, Dick (1972)

**I-I-I**

Ideue, Dean (1988)  
 Inaba, Randy (1982-85)  
 Inabata, Nelson (1985-87)  
 Inouye, Matthew (2003-06)  
 Isa, Kelsey (1983-86)  
 Ishibashi, Keith (1986-88)  
 Ishigo, Corey (1992-95)  
 Ishigo, Dennis (1971)  
 Itamoto, James (1971-72)  
 Iwane, David (1972)  
 Izuka, Cary (1993)

**J-J-J**

Jackson, Chuck (1982-84)  
 Jackson, Drew (2003)  
 Jackson, Nate (2000-01)  
 Johnson, Christain (2009)  
 Johnson, Craig (2007)  
 Johnson, Mark (1994-96)  
 Jones, Ian (1998-2000)  
 Jones, June (1973)

**K-K-K**

Kagawa, Ross (1986-89)  
 Kahn, Cory (2007-08)  
 Kahoali'i, Creighton (2004)  
 Kakazu, Leslie (1979-82)  
 Kakazu, Sam (1977, '79-81)  
 Kamai, Isaac (2005)  
 Kane, Chuck (1983-85)  
 Kapea, Dan (1984-85, '88)  
 Karl, Scott (1990-92)  
 Kashimoto, Colby (1993)


Kato, Ryan (1987-88)  
 Kawakami, Mark (1985-88)  
 Kelly, Mike (1977)  
 Kelson, Clinton (1989-90)  
 Kibota, Richie (1986-88)  
 Kim, Chongsu (1994-95)  
 Kim, Tommy (1996)  
 Kimura, Danny (2000-01)  
 Kimura, Wesley (1979-82)  
 Kish, Gregory (2004-05)  
 Kiyota, Walt (1977)  
 Klattenhoff, Shawn (1984)  
 Klein, Nate (2009)  
 Klink, Bradley (1995)  
 Kochi, Wade (1989)  
 Koenigsberger, Dan (1967-68)  
 Koishigawa, Todd (1997)  
 Koissian, Chase (2009)  
 Komeiji, Keith (1982)  
 Konishi, Kelly (1995-98)  
 Kotake, Royden (1974-76)  
 Kramer, Jayson (2006-09)  
 Kuroda, Harrison (2007-09)  
 Kurohara, Darren (1978-79)

**L-L-L**


Lane, Alan (1980-82)  
 Largusa, Levon (1990-92)  
 Laveay, Blaise (1995)  
 Le Ducq, Matt (2001-02)  
 Leander, Mark (1972)  
 Lee, Bryan (2000-02)  
 Linsky, Lenny (2009)  
 List, Paul (1985-86)  
 Little, Connor (2009)  
 Lono, Joel (1980-81, '83-84)  
 Lopez, Aby (1984)  
 Lopez, Esteban (2005-06)  
 Lum, Paki (2004)

**M-M-M**


Macdonald, Kevin (2007-09)  
 Mackenzie, Ken (1996-99)  
 Maeshiro, Jack (1974)  
 Magana, Schafer (2002-05)



John Matias



Ryan Morford



Randy Oyama


Makashima, Byron (1990)  
 Makashima, Mason (1986)  
 Malmgren, Stu (1977)  
 Maltby, Richard (1972-74)  
 Martin, Brandon (1998)  
 Martin, Chuck (1974)  
 Martinez, Scooter (1999-2000, '02)  
 Masanda, Daren (1997)  
 Masanda, Daryl (1995)  
 Matias, John (1986-89)  
 Matta, Bobby (1983-85)  
 Mauricio, Wade (1978-80)  
 McDowell, Guy (2003-05)  
 McElroy, Ed (1975)  
 McGunnigle, Steve (1972)  
 McNair, Patrick (1998-99)  
 McNally, Andrew (1993-95, '97)  
 McWherter, Mark (1985-89)  
 Mead, Kaimi (2004)  
 Medeiros, Robert (1994-97)  
 Mende, Riley (1972-75)  
 Mendoza, Jaziel (2003-04)  
 Meyer, Joey (1982-83)  
 Migita, Clifford (1971-73)  
 Miller, Corey (1999)  
 Miller, Eric (1993)  
 Millichap, Greg (1996-98)  
 Mills, Roger (1991, '93-94)  
 Minemoto, Arthur (1972-73)  
 Mitchell, Rah-Miel (1999-2000)  
 Mitchell, Reese (1976)  
 Miyabara, Colin (1972-74)  
 Miyake, James (1971-72)  
 Miyoshi, Marshall (1996)  
 Miyoshi, Mitchell (1993-95)  
 Mize, Paul (1975-77)  
 Mocny, Danny (2002)  
 Monico, Mario (1982-85)  
 Montgomery, Tim (2001-03)  
 Montplaisir, Sean (2008-09)  
 Moore, Bobby (1994-95)  
 Moore, Jesse (2009)  
 Moreland, Derron (1988-91)

Morford, Ryan (2008-09)  
 Morgan, Bill (1975-76)  
 Morris, Steve (1986-88)  
 Moulaison, Eddie (1993)  
 Muhammad, Robert (1986-88)  
 Mukawa, Cyrus (1971)  
 Muramaru, Gordon (1980-81)  
 Murata, Chester (1972)  
 Murata, Kyle (1996)  
 Murphy, Sean (1997)  
 Mutz, Frank (1984-85)  
 Myers, Alex (2008-09)  
 Myers, Eugene (1992-93)  
**N-N-N**  
 Nagano, Cary (1987-88)  
 Nakagawa, Scott (1990)  
 Nakano, Tracy (1996-99)  
 Napuunoa, Jody (1993-96)  
 Nazarino, Darwin (1997)  
 Nealon, Greg (1989)  
 Nekomoto, Jon (1971)  
 Nelson, Dave (1971)  
 Nishikawa, Jeff (1971)  
 Nishimura, Keith (1971)  
 Nitta, Glenn (1971)  
 Nogawa, Lane (1999-2002)  
 Nohara, Rodney (1971)  
 Nomura, Ron (1976-79)  
 Nuha, Brian (1989-90)  
 Nyssen, Dan (1985-87)  
**O-O-O**  
 Ober, Gene (1976-79)  
 O'Connor, Larry (1980-83)  
 Oda, Curtis (1977)  
 Oda, Donovan (1988-90)  
 Ogawa, Guy (1983-86)  
 Ohigashi, Glenn (1971)  
 Okada, Rodney (1972-73)  
 Okazaki, Curtis (1974-75)  
 Okinaka, Kip (1988)  
 Olivera, Manuel (2000)  
 Olmos, Mark (1977-80)  
 Olsen, Richard (1976-78)


Olsen, Richard, Jr. (2003-06)  
 Olshane, Scott (1978)  
 Omiya, Dean (1972, '74)  
 Omori, Gregg (2001-02)  
 Omura, Isaac (2003-05)  
 Oniate, Greg (1980-83)  
 Oshiro, Dan (1971-73)  
 Oshiro, Roy (1985)  
 Otani, Steve (1988-91)  
 Owan, Logan (1990-91)  
 Owens, Markus (1985-87)  
 Oyama, Gary (1971)  
 Oyama, Randy (1985-88)  
**P-P-P**  
 Paiva, Moku (1990-93)  
 Parsons, Joey (2008)  
 Pavelin, Paul (1994)  
 Peck, Mike (2003)  
 Penner, Dan (1982, '84)  
 Perkins, Kimo (1978-81)  
 Perreira, Brady (1989-92)  
 Perreira, David (1997-98)  
 Phair, Kelly (1992-93)  
 Piaskowski, Jeff (2005)  
 Pico, Rory (1997-2000)  
 Piepmeier, Jason (2002)  
 Pifferini, Jesse (1974)  
 Polk, James (1999)  
 Ponio, Mike (1986)  
 Ponomarenko, Nick (2003)  
 Pribble, Aaron (1999-2002)  
 Purtell, Matthew (2000-01)  
**Q-Q-Q**  
 Quaglieri, William (2001-02)  
**R-R-R**  
 Ramie, Vern (1977-79)  
 Ramsden, Mark (1978)  
 Rasmussen, Mark (1987)  
 Rawlins, Keahi (2003-06)  
 Reece, Thad (1978-81)  
 Reid, Thomas (1985)  
 Reitzel, Mike (1986)  
 Rhodes, Nick (2007-08)



Julian Russell



Sean Takamori



Steven Wright

Ribellia, Saul (2000)  
 Richards, Trey (2000)  
 Rittmeister, Ben (1987-88)  
 Roberts, Adam (2005-06)  
 Roberts, Scott (1979-81)  
 Robinson, Robby (1994-97)  
 Rodrigues, Mark (2006-07)  
 Rogers, Shawn (1992-94)  
 Roquemore, Matt (2006-09)  
 Ross, Jason (1994-96)  
 Ruff, Bryan (2007)  
 Russell, Julian (2002-03)  
 Russo, Rocky (2003-05)

**S-S-S**

Saito, Kevin (1984-86)  
 Sakaino, Michael (1997-99)  
 Sakazaki, Eric (1975-76)  
 Sanchez, Kris (2006-07)  
 Sansaver, Andrew (2003-04)  
 Sato, Grant (1999-2001)  
 Scalabrini, Patrick (2000-01)  
 Schneider, Josh (2007-08)  
 Schreiber, Terry (1976)  
 Sellers, Daniel (1989)  
 Seta, Warren (1977)  
 Sheets, Ryan (1995)  
 Shigematsu, Derek (1975)  
 Shinohara, Steve (1972-74)  
 Shishido, Kahai (1982-84)  
 Siegel, Bob (1984)  
 Silva, Glenn (1978-81)  
 Sisto, Matt (2009)  
 Siu, Carter (1994, '96)  
 Slaats, Josh (2008-09)  
 Slettvet, Greg (1976)  
 Smith, David (1980-83)  
 Smith, Gene (1976, '78-79)  
 Snider, Rich (1999-2000)  
 Snover, Dan (1987)  
 Soma, Dirk (1983-84)  
 Soma, Mark (1988)  
 Soskin, Jeff (2006-07)  
 Souza, Brian (1990)

Souza, Reed (1995)  
 Spangler, Sam (2008-09)  
 Spiers, Joe (2005-06)  
 Spurgeon, Jay (1995-97)  
 Stegmaier, Jeremy (1998-99)  
 Stovall, Jerry (1978-79)  
 Sugai, Grant (1973-74)  
 Suma, Reggie (1971)  
 Summer, Colby (2005)  
 Suzawa, Ken (1971)  
 Symonds, Grady (2002)

**T-T-T**

Tagami, Ivan (1972)  
 Taguchi, Kirk (1993-94)  
 Taguchi, Wade (1999)  
 Takamori, Sean (1997-2000)  
 Takamori, Wayne (1981-82)  
 Takara, Steve (1987)  
 Takayoshi, Todd (1988-91)  
 Takemura, Jason (1997)  
 Tanabe, Collin (1978-81)  
 Tanigawa, Lon (1999-2000)  
 Tatsuno, Derek (1977-79)  
 Tazawa, Claude (1973)  
 Tengan, Kyle (1982-83)  
 Tenn, Derek (1995)  
 Thurber, Nathan (2004-05)  
 Tokuhama, Roy (1976)  
 Tokunaga, Eric (1978-81)  
 Tomimoto, Stan (2000)  
 Torigoe, Easton (2009)  
 Tshako, Ernest (1971)  
 Tucker, Craig (1991-93)  
 Turner, Dean (2005-06)

**U-U-U**

Uehara, Scot (1995)  
 Uyehara, Chad (1989-92)

**V-V-V**

Valenzuela, Jose (1993)  
 Van Doornum, Jeffrey (2008-09)  
 Vasquez, Greg (1981-84)  
 Viela, Jon (1988-91)  
 Vierra, Jeff (1985-86, '88-89)

Vierra, Joey (1986-87)  
 Vierra, Keith (1983)  
 Vilorio, Ernesto (1973-74)  
 Vold, Monty (1984-86)  
 Vollmer, Randy (1990, '92)  
 Voshell, Key (1996-97)

**W-W-W**

Wakakuwa, Kenn (1996, '99-2000)  
 Walton, Bruce (1982-85)  
 Walz, Chris (1989-90, '93)  
 Wanders, Chad (1995)  
 Wasikowski, Mark (1990)  
 Watanabe, Curt (1976-79)  
 Waters, Dale (1976)  
 Watterson, Nathaniel (1998)  
 Webb, Chris (1995)  
 Weinstein, Randy (1972-74)  
 Wheeler, Cameron (2007-08)  
 Wheeler, Matt (1998-99)  
 Whitsett, Joe (1998)  
 Wightman, Tyler (2003)  
 Wilder, Robbie (2004-06)  
 Williams, Kevin (1979-80)  
 Williams, Phil (1986)  
 Williams, Rob (1992-93)  
 Wilson, Artie (1973-74)  
 Wilson, Cortland (2001-02)  
 Withers, Chuck (2004)  
 Wong, Kolten (2009)  
 Wright, Steven (2004-06)

**Y-Y-Y**

Yamamoto, Myles (1972-74)  
 Yamamoto, Ryan (2000-02)  
 Yamase, Kent (1976-77)  
 Yamashita, Sean (1999-2002)  
 Ynclan, Rocky (1987, '89)  
 Yonamine, Dean (1985)  
 Yoshimasu, Troy (1996-99)  
 Young, Nate (2006-08)  
 Yuen, Franz (1991-94)

**Z-Z-Z**

Zimny, Evan (2007-08)

# ◀ ALL-TIME RESULTS

|                              |                            |                            |                           |                              |                        |
|------------------------------|----------------------------|----------------------------|---------------------------|------------------------------|------------------------|
| <b>1923</b>                  |                            | W 4-3 Mutual Telephone     | W 4-1 Mutual Telephone    | <b>1939</b>                  |                        |
| <b>Won 2, Lost 1</b>         |                            | L 1-2 American Can         | W 7-2 Honolulu Iron Works | <b>Won 5, Lost 6</b>         |                        |
| <b>Coach: Otto Klum</b>      |                            | W 6-2 Hawaiian Pine        | W 6-2 Koyu Kai            | <b>Coach: Luke Gill</b>      |                        |
| W 10-2 Punahou H.S.          | W 5-1 Hawaiian Iron Works  | L 1-6 Liberty House        |                           | W 14-2 Mandarins             |                        |
| L 4-6 Mills H.S.             | W 13-10 Konawaena H.S.     | W 16-10 Kona All-Stars     | <b>1933</b>               |                              | W 8-1 Nomads           |
| W 8-4 McKinley H.S.          | W 20-9 Hamakua All-Stars   | W 16-9 Hilo H.S.           | <b>Won 1, Lost 10</b>     |                              | W 16-4 Subrons         |
| <b>1924</b>                  |                            | W 10-7 Hilo All-Stars      | <b>Coach: Otto Klum</b>   |                              | L 1-3 Rising Suns      |
| <b>Won 5, Lost 5</b>         |                            | W 6-5 Mutual Telephone     | L 0-7 Electric Shop       | L 3-5 Indians                | W 11-2 Kalias          |
| <b>Coach: Otto Klum</b>      |                            | L 13-14 Standard Oil       | L 1-8 Mutual Telephone    | L 1-2 Indians                | L 2-4 Rising Suns      |
| W 11-9 Liberty House         | <b>1929</b>                |                            | L 0-3 Liberty House       | W 9-6 Pioneer Mill           | L 3-5 Kahului Railroad |
| L 6-10 Hawaiian Pine         | <b>Won 8, Lost 7</b>       |                            | L 0-7 Liberty House       | L 3-5 Hawaiian Commercial    |                        |
| W 7-6 Liberty House          | <b>Coach: Otto Klum</b>    |                            | L 5-10 Electric Shop      |                              |                        |
| L 3-5 Liberty House          | W 3-2 Hawaiian Pine        | W 11-2 Liberty House       | L 1-9 Mutual Telephone    | <b>1940</b>                  |                        |
| W 3-2 Hawaiian Electric      | W 5-4 Mutual Telephone     | L 0-3 Hawaiian Electric    | L 4-7 Liberty House       | No Team                      |                        |
| W 8-6 Mutual Telephone       | W 6-2 Honolulu Iron Works  | W 6-2 Honolulu Iron Works  | L 5-6 McKinley H.S.       | <b>1941</b>                  |                        |
| W 4-3 Hawaiian Electric      | W 7-4 American Can         | W 7-4 American Can         | W 5-3 St. Louis H.S.      | <b>Won 3, Lost 9</b>         |                        |
| L 0-9 Honolulu Iron Works    | L 2-8 Hawaiian Pine        | L 2-8 Hawaiian Pine        | L 1-7 Electric Shop       | <b>Coach: Tom Kaulukukui</b> |                        |
| L 2-4 Hawaiian Pine          | L 2-8 Mutual Telephone     | L 2-8 Mutual Telephone     | L 2-4 Hawaiian Electric   | W 3-0 11th Medical Corps     |                        |
| L 1-7 Standard Oil           | L 3-4 Liberty House        | L 3-4 Liberty House        | W 5-4 Oahu Sugar          | L 1-7 Mutual Telephone       |                        |
| <b>1925</b>                  |                            | W 9-8 Honolulu Iron Works  | L 1-5 Electric Shop       | W 12-2 California Packing    |                        |
| <b>Won 4, Lost 7</b>         |                            | L 11-13 American Can       | L 1-8 Mutual Telephone    | L 1-5 Hawaiian Electric      |                        |
| <b>Coach: Otto Klum</b>      |                            | W 4-3 Hawaiian Electric    | L 0-1 Hawaiian Electric   | L 4-10 Matson                |                        |
| L 3-6 35th Infantry          | W 7-3 California*          | L 2-3 Pullen Giants        | W 2-1 Liberty House       | L 2-3 Mutual Telephone       |                        |
| W 2-1 Honolulu Iron Works    | L 5-11 Michigan*           | W 7-3 California*          | L 3-4 Mutual Telephone    | L 3-6 Hawaiian Electric      |                        |
| L 0-6 Luke Field             | <b>1930</b>                |                            | T 2-2 Oahu Sugar          | L 2-5 Matson                 |                        |
| L 3-10 Hawaiian Pine         | <b>Won 8, Lost 4</b>       |                            | W 7-6 Electric Shop       | W 5-3 Mutual Telephone       |                        |
| L 0-8 Liberty House          | <b>Coach: Otto Klum</b>    |                            |                           | L 5-6 Hawaiian Electric      |                        |
| W 5-3 Mutual Telephone       | L 2-15 Hawaiian Electric   | L 2-15 Hawaiian Electric   | <b>1935</b>               |                              |                        |
| W 7-4 Pearl Harbor Civilians | L 3-6 Mutual Telephone     | L 3-6 Mutual Telephone     | <b>Won 6, Lost 4</b>      |                              |                        |
| W 12-5 Standard Oil          | W 4-3 Honolulu Iron Works  | W 4-3 Honolulu Iron Works  | <b>Coach: Otto Klum</b>   |                              |                        |
| L 3-5 Honolulu Iron Works    | W 5-1 Hawaiian Electric    | W 5-1 Hawaiian Electric    | L 4-5 Mutual Telephone    |                              |                        |
| L 4-5 Hawaiian Electric      | L 0-7 Liberty House        | L 0-7 Liberty House        | W 6-3 Oahu Sugar          |                              |                        |
| L 4-6 Osaka Mainichi         | L 4-6 Hawaiian Pine        | L 4-6 Hawaiian Pine        | L 3-5 Shell Oil           |                              |                        |
| <b>1926</b>                  |                            | W 2-1 Mutual Telephone     | W 4-2 Hawaiian Electric   |                              |                        |
| <b>Won 7, Lost 5</b>         |                            | W 9-6 Honolulu Iron Works  | W 7-1 Rapid Transit       |                              |                        |
| <b>Coach: Otto Klum</b>      |                            | W 5-4 Hawaiian Electric    | L 0-10 Mutual Telephone   |                              |                        |
| W 6-1 Honolulu Iron Works    | W 6-1 Liberty House        | W 6-1 Liberty House        | W 10-0 Oahu Sugar         |                              |                        |
| W 3-2 Hawaiian Pine          | W 9-2 Hawaiian Pine        | W 9-2 Hawaiian Pine        | W 6-2 Shell Oil           |                              |                        |
| W 6-3 Liberty House          | W 2-1 Mutual Telephone     | W 2-1 Mutual Telephone     | W 9-8 Rapid Transit       |                              |                        |
| W 15-10 Hawaiian Electric    |                            |                            | L 1-6 Hawaiian Electric   |                              |                        |
| W 8-6 Hawaiian Electric      | <b>1931</b>                |                            |                           |                              |                        |
| L 2-14 Standard Oil          | <b>Won 3, Lost 11</b>      |                            | <b>1936</b>               |                              |                        |
| L 5-6 Mutual Telephone       | <b>Coach: Otto Klum</b>    |                            | <b>Won 4, Lost 1</b>      |                              |                        |
| W 6-1 Honolulu Iron Works    | W 11-3 Honolulu Iron Works | W 11-3 Honolulu Iron Works | <b>Coach: Otto Klum</b>   |                              |                        |
| L 11-14 Hawaiian Pine        | L 5-9 Hawaiian Pine        | L 5-9 Hawaiian Pine        | W 5-3 Hawaiian Electric   |                              |                        |
| L 4-7 Standard Oil           | L 4-5 Fort Ruger           | L 4-5 Fort Ruger           | L 4-5 Mutual Telephone    |                              |                        |
| W 6-3 Mutual Telephone       | L 0-3 Koyus                | L 0-3 Koyus                | W 8-0 Rapid Transit       |                              |                        |
| L 4-6 Liberty House          | L 2-5 Hawaiian Electric    | L 2-5 Hawaiian Electric    | W 4-3 Shell Oil           |                              |                        |
| <b>1927</b>                  |                            | L 7-8 Honolulu Iron Works  | W 2-1 All-Chinese         |                              |                        |
| <b>Won 2, Lost 9</b>         |                            | L 2-3 Liberty House        |                           |                              |                        |
| <b>Coach: Otto Klum</b>      |                            | L 1-8 Mutual Telephone     | <b>1937</b>               |                              |                        |
| L 3-4 Honolulu Iron Works    | L 0-5 Hawaiian Pine        | L 0-5 Hawaiian Pine        | No Team                   |                              |                        |
| L 3-7 Mutual Telephone       | W 4-2 Hawaiian Electric    | W 4-2 Hawaiian Electric    | <b>1938</b>               |                              |                        |
| W 7-2 American Can           | W 5-1 Honolulu Iron Works  | W 5-1 Honolulu Iron Works  | <b>Won 9, Lost 2</b>      |                              |                        |
| W 3-2 Liberty House          | L 2-3 Hawaiian Pine        | L 2-3 Hawaiian Pine        | <b>Coach: Luke Gill</b>   |                              |                        |
| L 3-14 Standard Oil          | L 2-3 Mutual Telephone     | L 2-3 Mutual Telephone     | W 4-2 Chinese             |                              |                        |
| L 0-7 Hawaiian Pine          | L 3-13 Liberty House       | L 3-13 Liberty House       | W 3-1 Asahi               |                              |                        |
| L 1-9 Honolulu Iron Works    | <b>1932</b>                |                            | W 5-1 Filipinos           |                              |                        |
| L 3-13 Hawaiian Pine         | <b>Won 7, Lost 2</b>       |                            | W 9-3 Sub Base            |                              |                        |
| L 1-5 Liberty House          | <b>Coach: Otto Klum</b>    |                            | L 5-6 Wanderers           |                              |                        |
| L 1-3 American Can           | W 9-2 Liberty House        | W 9-2 Liberty House        | W 7-4 Schofield           |                              |                        |
| L 8-13 Mutual Telephone      | L 7-10 Mutual Telephone    | L 7-10 Mutual Telephone    | W 10-4 Chinese            |                              |                        |
| <b>1928</b>                  |                            | L 9-13 Honolulu Iron Works | L 3-4 Asahi               |                              |                        |
| <b>Won 12, Lost 5</b>        |                            | W 4-3 Mutual Telephone     | W 5-2 Filipinos           |                              |                        |
| <b>Coach: Otto Klum</b>      |                            | W 4-3 Liberty House        | W 10-2 Wanderers          |                              |                        |
| W 7-4 Hawaiian Pine          | W 5-2 Liberty House        | W 5-2 Liberty House        | W 12-6 Hawaiians          |                              |                        |
| W 9-2 Honolulu Iron Works    |                            |                            |                           |                              |                        |
| L 3-9 Liberty House          |                            |                            |                           |                              |                        |
| L 1-6 American Can           |                            |                            |                           |                              |                        |
| W 8-6 Standard Oil           |                            |                            |                           |                              |                        |



W 16-2 Waialae  
 W 19-8 Klippers  
 W 10-1 Maid-Rite  
 W 4-3 Truckers  
 W 8-1 Klippers  
 W 19-2 Barbers Point  
 W 14-0 SubPac  
 W 9-3 ComServPac  
 W 9-0 Chinese All-Stars  
 W 9-3 Winter League  
 L 5-10 AJA Stars  
 L 0-3 Rural All-Stars

1949

Won 21, Lost 9

Coach: Tom Kaulukukui

W 8-2 Acme  
 W 11-1 ComServPac  
 W 29-3 Acme  
 L 3-4 Waipahu Dragons  
 W 13-3 Barbers Point  
 W 2-0 Injuns  
 W 3-0 Hickam  
 L 3-4 Pirates  
 W 13-6 Barbers Point  
 L 6-7 Truckers  
 W 3-2 Waiakea Pirates  
 W 9-4 Lincoln Wreckers  
 L 1-3 Pepeekeo A.C.  
 W 11-0 Schofield  
 L 5-6 Waipahu Dragons  
 W 4-2 SubBase  
 W 12-1 Injuns  
 W 10-1 Camp Catlin Marines  
 W 7-5 Pirates  
 W 15-0 Camp Catlin Marines  
 L 1-3 Truckers  
 W 10-3 Moiliili  
 L 2-4 Injuns  
 W 22-6 Kealoha Hawaiians  
 W 9-4 Rural AJA  
 W 6-1 Waipahu Filipinos  
 W 5-1 Barbers Point  
 W 8-1 Hickam  
 L 5-7 Injuns  
 L 1-3 California\*

1950

Won 12, Lost 6

Coach: Toku Tanaka

W 6-0 National Guard  
 W 9-5 Schofield  
 W 8-4 Hickam  
 L 7-9 SubPac  
 L 11-13 Barbers Point  
 W 15-6 Hickam  
 W 3-2 Fort Shafter  
 W 7-6 Schofield  
 L 6-8 Hickam  
 W 14-4 McKinley H.S.  
 L 0-4 SubPac  
 W 3-1 ComServPac  
 W 3-2 SubPac  
 W 6-2 Hawaiians  
 L 1-3 AJA  
 W 9-3 AJA  
 W 5-4 Barbers Point  
 L 3-4 Wanderers

1951

Won 8, Lost 6

Coach: Toku Tanaka

L 6-12 Injuns  
 L 9-10 Tripler

W 10-9 Petrous  
 W 4-0 Petrous  
 L 3-14 Marines  
 W 13-5 Injuns  
 W 6-0 Injuns  
 L 4-5 Barbers Point  
 W 4-3 Tripler  
 W 16-11 Tripler  
 W 11-6 Petrous  
 L 8-11 Mainichi Orions  
 W 15-4 Hawaiians  
 L 4-7 Moiliili

1952

Won 3, Lost 7

Coach: Jerry Burns

L 2-7 W&F Plumbing  
 W 11-5 Petrous  
 W 10-5 National Guard  
 W 5-3 Tripler  
 L 5-8 Marines  
 L 0-4 W&F Plumbing  
 L 1-11 Petrous  
 L 4-5 National Guard  
 L 4-7 Tripler  
 L 0-3 Marines

1953

Won 3, Lost 9

Coach: Jimmy Asato

L 4-10 Aliis  
 L 4-5 Petrous  
 L 4-7 Naval Base  
 W 8-1 Maytags  
 L 3-9 Aliis  
 L 7-8 Petrous  
 W 4-3 Naval Base  
 L 1-2 Petrous  
 L 5-7 Aliis  
 L 8-13 Naval Base  
 W 9-3 Maytags  
 L 6-7 Maytags

1954

Won 3, Lost 16

Coach: Thomas Ige

L — SubPac  
 L — Mid-Pacific Institute  
 L — Army  
 L — Barbers Point  
 L 2-10 Hawks  
 W 5-2 Braves  
 L 1-9 Red Sox  
 L 1-8 Asahi  
 W 4-3 Tigers  
 L 3-13 Hawks  
 L 2-8 Red Sox  
 L 3-4 Asahi  
 L 1-3 Braves  
 L 2-5 Tigers  
 L 2-5 Tigers  
 L 1-2 Asahi  
 W 5-2 Braves  
 L 1-15 Hawks  
 L 1-12 Red Sox

1955

Won 5, Lost 14

Coach: Toku Tanaka

W 6-4 Naval Base  
 L — Braves  
 W — USS Plant  
 W 3-0 Cosmopolitan Hawks  
 L 2-3 Asahi  
 L 0-3 Red Sox

L 3-4 Braves  
 L 3-4 Asahi  
 L 0-7 Red Sox  
 L 3-9 Braves  
 W 9-3 Asahi  
 L 3-12 Red Sox  
 L 2-7 Braves  
 L 3-7 Asahi  
 L 5-7 Red Sox  
 W 7-6 Braves  
 L 1-6 Red Sox  
 L 1-10 Asahi  
 L 2-5 Braves

1956

Won 26, Lost 18

Coach: Toku Tanaka

W 4-3 Naval Base  
 L 3-5 Naval Base  
 L 4-6 Red Sox  
 L 1-3 Hickam  
 L 2-8 Braves  
 W 8-4 Marines  
 L 6-9 Asahi  
 W 13-3 Barbers Point  
 W 5-3 Naval Base  
 W 1-0 Marines  
 W 6-4 Hickam  
 W 3-2 Asahi  
 L 7-11 Braves  
 L 6-8 Red Sox  
 W 8-4 Barbers Point  
 W 7-3 Braves  
 L 0-2 Asahi  
 L 4-8 Red Sox  
 W 12-1 Naval Base  
 L 4-7 Hickam  
 W — Barbers Point  
 W 7-2 Marines  
 W 6-0 Marines  
 W 18-12 Barbers Point  
 W 7-3 Asahi  
 W 9-2 Braves  
 W 3-2 Hickam  
 W 11-6 Naval Base  
 L 0-1 Red Sox  
 L 9-12 Marines  
 W 3-1 Asahi  
 L 1-5 Braves  
 W 2-0 Red Sox  
 W 4-1 Hickam  
 W 11-1 Naval Base  
 L 5-8 Asahi  
 W 6-2 Marines  
 W 3-2 Hickam  
 L 2-11 Red Sox  
 L 2-5 Braves  
 L 3-4 Ohio State\*  
 L 5-7 Barbers Point  
 W 15-3 Naval Base  
 W 13-5 Barbers Point

1957

Won 27, Lost 19, Tied 1

Coach: Toku Tanaka

W 6-4 35th Infantry  
 T 9-9 35th Infantry  
 W 10-3 Oahu Prison  
 W 5-4 Marines  
 W 6-4 Hickam  
 W 4-3 Red Sox  
 L 7-8 Naval Base  
 L 3-7 Asahi  
 L 0-5 SubPac  
 L 3-13 Braves

L 4-5 Barbers Point  
 L 0-4 Marines  
 W 15-6 Barbers Point  
 W 1-0 Hickam  
 W 7-2 Red Sox  
 W 6-2 Naval Base  
 L 2-5 Asahi  
 W 3-2 SubPac  
 L 0-13 Braves  
 L 1-6 Marines  
 W 4-3 Hickam  
 W 16-7 Barbers Point  
 L 3-7 Red Sox  
 L 1-6 Asahi  
 W 7-3 Naval Base  
 L 5-9 SubPac  
 L 3-4 Braves  
 L 2-3 Marines  
 W 7-3 Barbers Point  
 L 6-15 Hickam  
 W 5-1 Kona All-Stars  
 W 9-7 Honokaa  
 W 8-5 Hamakua  
 W 9-8 Asahi  
 W 9-8 SubPac  
 L 2-9 Braves  
 L 0-3 Marines  
 W 9-0 Barbers Point  
 W 3-2 Naval Base  
 W 16-5 High School All-Stars  
 L 1-6 SubPac  
 W 11-7 Braves  
 W 10-3 Hickam  
 W 4-3 Red Sox  
 W 16-2 Naval Base  
 W 3-1 Asahi  
 L 3-7 Red Sox

1958



Won 12, Lost 19

Coach: Toku Tanaka

L 8-10 SubPac  
 W 12-5 21st Infantry  
 L 6-9 SubPac  
 W 4-1 Red Sox  
 W 14-1 Naval Base  
 W 4-2 SubPac  
 W 10-7 Braves  
 W 11-0 Marines  
 L 2-6 Asahi  
 L 4-5 Naval Air  
 L 3-6 Red Sox  
 L 2-5 Asahi  
 W 7-6 Naval Base  
 L 1-6 SubPac  
 L 3-5 Braves  
 L 0-11 Marines  
 W 2-1 Naval Air  
 L 0-10 Red Sox  
 W 3-2 Asahi  
 W 6-1 Naval Base  
 L 0-1 SubPac  
 L 1-2 Marines  
 L 0-10 Asahi  
 W 16-1 Naval Base  
 L 3-4 SubPac  
 W 8-3 Braves  
 L 4-5 Naval Air  
 L 0-5 Marines  
 L 4-5 Red Sox  
 L 1-2 Red Sox  
 L 0-10 Naval Air



**NOTE:** The University fielded its first team in 1923, playing mostly high school and intramural teams up until 1971. The following is Hawai'i's record against four-year collegiate teams. Hawai'i became an NCAA Division I team in 1971 when Head Coach Les Murakami took over the reins of the Rainbow baseball program.



**1971 (0-4)**  
 3/21 L 0-10 Santa Clara (6)  
 3/27 L 0-5 Santa Clara  
 4/2 L 1-6 USC  
 4/7 L 0-8 USC

**1972 (1-3)**  
 3/27 W 6-5 Brigham Young  
 3/29 L 7-8 Washington St.  
 3/31 L 0-4 USC  
 4/1 L 1-7 Washington St.



**1973 (1-7)**  
**UC Riverside (CA) Tournament**  
 3/26 L 2-11 Vanderbilt  
 3/27 L 0-12 Washington St. (5)  
 3/27 L 0-4 USC (7)  
 3/28 L 0-5 Stanford  
 3/28 L 3-7 Arizona St.  
 3/30 W 13-11 Massachusetts  
 3/31 L 2-4 @ UC Riverside  
 4/17 L 6-10 USC



**1974 (6-11)**  
 3/14 W 9-2 Mercer  
 3/15 W 25-5 Mercer  
 3/17 W 5-0 Mercer (7)  
 3/17 L 1-3 Mercer (7)  
 3/25 W 8-7 UC Irvine  
 3/27 L 3-11 UC Irvine  
 3/29 W 5-4 UC Irvine (7)  
 3/29 L 4-5 UC Irvine  
 4/6 L 1-22 @ UC Irvine  
 4/6 L 3-9 @ UC Irvine (7)  
 4/8 L 6-13 @ UC Irvine  
 4/9 L 6-15 @ UCLA  
 4/10 L 4-6 @ Cal Poly-Pomona  
 4/10 L 5-12 @ Cal Poly-Pomona  
 4/12 W 7-5 @ Loyola Marymt.  
 4/13 L 3-6 @ Loyola Marymt.  
 4/13 L 0-1 @ Loyola Marymt. (7)

**1975 (25-13)**  
 3/4 W 6-4 Brigham Young  
 3/4 W 3-1 Brigham Young (7)  
 3/6 L 2-8 Brigham Young  
 3/6 W 7-2 Brigham Young (7)  
 3/8 W 6-5 Brigham Young (12)  
 3/8 W 3-2 Brigham Young (7)  
 3/10 L 4-11 Oklahoma  
 3/10 L 6-23 Oklahoma  
 3/12 L 2-4 Oklahoma  
 3/12 L 4-10 Oklahoma (7)  
 3/14 L 0-4 Oklahoma  
 3/14 L 3-4 Oklahoma (7)

**Rainbow Easter Tournament**  
 3/22 W 5-3 Toledo%  
 3/23 W 11-0 Meiji (Exb.)%  
 3/23 L 2-7 Gonzaga%  
 3/24 W 14-7 Gonzaga%  
 3/25 W 8-1 Toledo%  
 2/26 W 4-2 Meiji (Exb.)%  
 3/30 W 2-1 Loyola Marymt.(7)  
 4/1 W 5-3 Loyola Marymt.  
 4/1 W 5-1 Loyola Marymt.(7)  
 4/3 W 5-3 Loyola Marymt.  
 4/3 W 8-3 Loyola Marymt.(7)  
 4/20 W 6-2 Pacific  
 4/21 W 5-4 Pacific  
 4/21 W 13-5 Pacific (7)  
 4/22 W 3-2 Pacific (10)  
 4/22 W 7-6 Pacific (10)  
 4/26 W 3-2 @ San Francisco St.  
 4/26 L 2-7 @ San Francisco St.  
 4/28 L 1-4 @ San Francisco  
 4/28 W 6-5 @ San Francisco  
 4/30 L 6-11 @ California  
 5/1 W 14-1 @ St. Mary's (CA)  
 7/12 L 1-7 Cal Poly-Pomona  
 7/12 W 5-0 Cal Poly-Pomona (7)  
 7/14 L 4-10 Cal Poly-Pomona  
 7/14 W 6-0 Cal Poly-Pomona (7)  
 7/16 W 10-3 Cal Poly-Pomona  
 7/16 W 6-5 Cal Poly-Pomona (14)


**1976 (29-12)**  
 2/28 W 5-3 Iowa St. (7)  
 2/28 W 4-1 Iowa St.  
 2/29 W 6-1 Iowa St. (7)  
 2/29 L 2-5 Iowa St.  
 3/2 W 2-0 Iowa St. (7)  
 3/2 W 7-4 Iowa St.  
 3/3 W 6-5 Iowa St. (7)  
 3/3 W 4-3 Iowa St.  
 3/5 L 1-5 St. Mary's (CA) (7)  
 3/5 L 2-10 St. Mary's (CA)  
 3/6 L 0-6 St. Mary's (CA) (7)  
 3/6 L 2-4 St. Mary's (CA)  
 3/7 W 4-2 St. Mary's (CA) (7)  
 3/7 W 9-7 St. Mary's (CA)  
 3/13 W 5-4 Tulane  
 3/13 W 1-0 Tulane  
 3/14 L 0-1 Tulane (7)  
 3/14 W 4-0 Tulane  
 3/16 W 2-1 Tulane (7)  
 3/16 W 8-2 Tulane  
 3/25 L 4-8 Cal Poly-Pomona (7)  
 3/26 W 6-5 Cal Poly-Pomona (7)  
 3/26 L 2-4 Cal Poly-Pomona  
 3/27 L 4-8 Cal Poly-Pomona (7)  
 3/27 W 5-1 Cal Poly-Pomona  
 4/2 L 0-2 Spring Arbor (7)  
 4/2 W 5-0 Spring Arbor  
 4/3 W 10-0 Spring Arbor (7)  
 4/3 W 5-4 Spring Arbor  
 4/5 W 7-3 Spring Arbor (7)  
 4/5 W 12-4 Spring Arbor

**Rainbow Easter Tournament**  
 4/11 W 11-1 Pacific  
 4/12 L 4-5 Westmont  
 4/13 W 7-5 Ujimori Hawks (Ex)(10)  
 4/14 W 6-3 Ujimori Hawks (Ex)(10)  
 4/15 W 5-0 Pacific  
 4/16 W 5-3 Westmont  
 4/23 W 1-0 So. Cal. College (7)  
 4/23 W 7-0 So. Cal. College  
 4/24 W 7-3 So. Cal. College (7)  
 4/24 W 9-4 So. Cal. College  
 4/25 W 2-1 So. Cal. College (7)  
 4/25 L 2-7 So. Cal. College

**1977 (43-13)**  
 2/27 W 7-5 Vanderbilt (7)  
 2/27 W 10-3 Vanderbilt  
 2/28 W 4-3 Vanderbilt (7)  
 2/28 W 7-6 Vanderbilt  
 3/2 W 10-4 Vanderbilt (7)  
 3/3 W 7-3 Vanderbilt  
 3/3 L 1-6 Vanderbilt (7)  
 3/3 W 9-3 Vanderbilt  
 3/4 W 4-0 Brigham Young  
 3/5 L 1-4 Brigham Young (7)  
 3/5 L 2-11 Brigham Young  
 3/7 W 11-2 Brigham Young (7)  
 3/7 W 5-1 Brigham Young  
 3/8 W 1-0 Brigham Young (11)  
 3/8 L 6-11 Brigham Young  
 3/11 W 11-6 Gonzaga (7)  
 3/11 W 9-4 Gonzaga  
 3/12 L 6-7 Gonzaga (7)  
 3/12 W 13-0 Gonzaga  
 3/13 W 7-1 Gonzaga (7)  
 3/13 W 12-8 Gonzaga  
 3/15 W 6-1 Gonzaga (7)  
 3/15 W 7-4 Gonzaga  
 3/18 W 9-4 Oklahoma (7)  
 3/18 W 10-2 Oklahoma  
 3/19 W 5-2 Oklahoma (7)  
 3/19 W 4-3 Oklahoma  
 3/22 W 4-3 Oklahoma (8)  
 3/22 L 4-7 Oklahoma  
 3/29 W 3-0 Arizona St. (7)  
 3/29 W 6-0 Arizona St.  
 4/1 L 0-7 Arizona St. (7)  
 4/1 L 3-13 Arizona St.

**Rainbow Easter Tournament**  
 4/3 W 7-3 Kearney St.  
 4/3 W 3-2 Southern California  
 4/4 W 5-4 Florida St. (15)  
 4/5 W 12-4 UNLV  
 4/6 W 16-5 UNLV  
 4/7 W 8-4 Kearney St.  
 4/7 W 8-7 USC (14)  
 4/8 L 2-5 Florida St.  
 4/15 W 29-2 Hawai'i-Hilo  
 4/16 W 10-2 Hawai'i-Hilo  
 4/17 W 11-2 Hawai'i-Hilo  
 4/24 W 4-1 @ Pepperdine  
 4/24 W 3-2 @ Pepperdine (7)  
 4/26 L 1-10 @ USC  
 4/27 L 6-8 @ Cal Poly-Pomona  
 4/29 W 9-3 @ UNLV  
 4/30 W 8-4 Grand Canyon (7)  
 4/30 W 6-4 @ UNLV  
 5/6 W 21-0 @ Hawai'i-Hilo  
 5/7 W 9-1 @ Hawai'i-Hilo (7)  
 5/7 W 4-0 @ Hawai'i-Hilo (8)

**NCAA West Regional (Honolulu)**  
 5/26 L 1-6 USC  
 5/27 L 4-8 CS Los Angeles



**1978 (38-14-1)**

- 3/10 L 2-4 Murray St.
- 3/10 W 2-1 Oklahoma (11)
- 3/11 W 5-3 Oklahoma
- 3/11 L 2-5 Murray St.
- 3/12 W 5-4 Oklahoma (10)
- 3/12 W 5-3 Murray St.
- 3/14 L 0-2 Murray St.
- 3/14 W 5-0 Oklahoma

**Rainbow Easter Tournament**

- 3/19 W 18-0 ILL.-Chicago Circle (5)
- 3/19 W 2-1 Santa Clara
- 3/20 W 5-0 Mesa St.
- 3/21 L 7-8 Northwestern
- 3/22 W 6-4 ILL.-Chicago Circle
- 3/23 L 1-2 Santa Clara
- 3/24 W 4-2 Mesa St.
- 3/24 W 10-1 Northwestern
- 3/27 W 2-1 UCLA (7)
- 3/27 L 0-9 UCLA
- 3/29 W 1-0 UCLA (7)
- 3/29 W 6-1 UCLA
- 3/30 W 7-4 UCLA (7)
- 3/30 W 5-3 UCLA
- 4/4 L 1-2 Nebraska (7)
- 4/4 L 3-5 Nebraska
- 4/6 L 2-7 Nebraska (7)
- 4/6 W 5-2 Nebraska
- 4/7 W 6-2 Nebraska (7)
- 4/9 L 0-1 California (7)
- 4/9 W 1-0 California
- 4/10 W 9-1 California
- 4/11 W 8-2 California
- 4/14 W 7-2 @ Hawai'i-Hilo
- 4/15 W 2-1 @ Hawai'i-Hilo (7)
- 4/15 W 10-3 @ Hawai'i-Hilo (7)
- 4/22 W 8-3 @ San Francisco
- 4/22 W 7-2 @ San Francisco (7)
- 4/24 T 1-1 @ California (6)
- 4/26 W 7-4 @ Santa Clara
- 4/28 L 2-3 @ UNLV
- 4/29 L 5-6 @ UNLV
- 4/29 L 3-4 @ UNLV
- 5/2 W 3-0 CS Los Angeles (7)
- 5/2 W 6-5 CS Los Angeles
- 5/3 W 4-2 CS Los Angeles (7)
- 5/3 W 5-0 CS Los Angeles (7)
- 5/5 L 1-2 Hawai'i-Hilo
- 5/6 W 10-3 Hawai'i-Hilo (7)
- 5/6 W 19-2 Hawai'i-Hilo
- 5/20 W 3-2 Oregon (7)
- 5/20 W 9-1 Oregon
- 5/21 W 5-0 Oregon (7)
- 5/22 W 4-2 Oregon
- 5/23 W 4-3 Oregon (19)



**1979 (69-15)**

- 2/2 W 17-0 @ Hawai'i-Hilo
- 2/2 W 11-1 @ Hawai'i-Hilo
- 2/3 W 16-4 @ Hawai'i-Hilo
- 2/3 W 14-2 @ Hawai'i-Hilo
- 2/4 W 12-1 @ Hawai'i-Hilo
- 2/4 W 22-2 @ Hawai'i-Hilo
- 2/8 W 2-1 Oregon St. (7)
- 2/8 W 4-2 Oregon St.
- 2/10 W 14-13 Oregon St. (7)
- 2/11 W 4-3 Oregon St.
- 2/12 W 5-2 Oregon St.
- 2/13 W 6-2 Oregon St.
- 2/13 L 0-2 CS Dominguez Hills (7)
- 2/17 W 5-0 CS Dominguez Hills
- 2/18 W 6-5 CS Dominguez Hills (8)
- 2/18 W 13-3 CS Dominguez Hills (7)
- 2/21 W 17-1 David Lipscomb (7)
- 2/21 W 23-7 David Lipscomb
- 2/22 W 11-4 David Lipscomb (7)
- 2/22 W 13-5 David Lipscomb
- 2/25 W 4-3 Iowa St. (7)
- 2/25 W 15-3 Iowa St.
- 2/26 W 8-3 Iowa St. (7)
- 2/26 W 14-2 Iowa St. (8)
- 2/28 W 4-1 Iowa St. (7)
- 2/28 L 6-7 Iowa St.
- 3/2 W 15-2 Vanderbilt
- 3/3 W 7-5 Vanderbilt
- 3/4 W 4-3 Vanderbilt (7)
- 3/4 W 4-1 Vanderbilt
- 3/5 W 5-2 Vanderbilt (7)
- 3/5 W 9-0 Vanderbilt
- 3/8 W 5-2 North Carolina (7)
- 3/8 W 5-0 North Carolina
- 3/9 W 5-1 North Carolina
- 3/10 W 9-1 North Carolina (7)
- 3/10 W 16-4 North Carolina
- 3/12 W 9-1 North Carolina
- 3/16 W 12-4 Cornell
- 3/17 L 3-4 Cornell (7)
- 3/17 W 8-3 Cornell
- 3/18 W 8-7 Cornell (7)
- 3/18 W 14-0 Cornell (7)
- 3/18 W 11-4 Cornell
- 3/20 W 4-3 Cornell (7)
- 3/20 W 7-1 Cornell

**Rainbow Easter Tournament**

- 3/25 W 6-4 Hawai'i-Hilo
  - 3/25 W 2-1 Nebraska
  - 3/26 W 5-4 Cal Poly-Pomona
  - 3/27 W 5-3 Tokai (Exbn.)
  - 3/28 W 16-6 Hawai'i-Hilo
  - 3/29 W 11-1 Nebraska
  - 3/30 W 4-1 Cal Poly-Pomona
  - 3/30 W 7-3 Tokai (Exb.)
  - 4/2 W 7-6 Wyoming
  - 4/3 W 5-1 Wyoming (7)
  - 4/3 W 12-0 Wyoming
  - 4/8 W 17-6 St. Mary's (CA)
  - 4/9 W 4-3 St. Mary's (CA) (7)
  - 4/9 W 5-3 St. Mary's (CA)
  - 4/10 W 4-0 St. Mary's (CA) (7)
  - 4/10 W 7-6 St. Mary's (CA)
  - 4/13 W 6-5 Mississippi St.
  - 4/14 W 9-8 Mississippi St. (8)
  - 4/14 W 19-12 Mississippi St.
  - 4/15 L 4-6 Mississippi St. (7)
  - 4/15 L 6-7 Mississippi St.
  - 4/17 W 10-0 Mississippi St.
  - 4/22 L 4-12 @ CS Fullerton
  - 4/23 L 3-7 @ CS Los Angeles
  - 4/25 W 10-0 @ Long Beach St.
  - 4/26 L 1-5 @ Cal Poly-Pomona
  - 4/27 W 9-8 @ Santa Clara (10)
  - 4/30 W 10-8 @ San Jose St. (11)
  - 5/6 W 11-2 USC
  - 5/7 L 8-9 USC (11)
  - 5/8 L 11-13 USC
  - 5/19 W 11-1 UNLV
  - 5/20 L 0-1 UNLV (7)
  - 5/20 L 3-14 UNLV
  - 5/21 L 6-7 UNLV (7)
  - 5/21 W 5-3 UNLV
- Midwest Regional (Tucson, AZ)**
- 5/25 W 4-3 Indiana St.
  - 5/26 L 2-10 @ Arizona
  - 5/27 W 12-8 Oklahoma
  - 5/27 L 3-5 @ Arizona



**1980 (60-18, 19-5 WAC)**


- 2/1 W 6-2 @ Hawai'i-Hilo
- 2/2 W 8-5 @ Hawai'i-Hilo (7)
- 2/2 W 15-1 @ Hawai'i-Hilo
- 2/3 W 9-0 Hawai'i-Hilo (Maui) (7)
- 2/3 W 7-3 Hawai'i-Hilo (Maui)
- 2/9 W 10-3 Hawai'i-Hilo
- 2/10 W 7-1 Hawai'i-Hilo (7)
- 2/10 W 13-2 Hawai'i-Hilo
- 2/15 L 11-13 Arizona St. (7)
- 2/15 W 8-7 Arizona St.
- 2/16 W 8-6 Arizona St. (7)
- 2/16 W 13-12 Arizona St. (10)
- 2/17 L 7-8 Arizona St. (7)
- 2/17 W 4-2 Arizona St.
- 2/29 W 3-2 Oklahoma
- 3/1 L 1-2 Oklahoma (8)
- 3/1 W 11-1 Oklahoma
- 3/2 L 0-1 Oklahoma (7)
- 3/2 W 8-7 Oklahoma
- 3/3 L 5-6 Oklahoma
- 3/7 W 7-6 Murray St. (7)
- 3/7 W 16-7 Murray St.
- 3/8 W 6-0 Murray St. (7)
- 3/8 W 12-6 Murray St.
- 3/9 W 7-3 Murray St.
- 3/10 L 2-6 Wichita St.
- 3/12 L 1-6 Wichita St. (7)
- 3/12 L 8-9 Wichita St.
- 3/13 W 7-3 Wichita St.
- 3/18 W 9-0 Kearney St. (7)
- 3/18 W 11-0 Kearney St.

**Rainbow Easter Tournament**

- 3/21 W 6-1 CS Los Angeles
- 3/22 W 8-3 CS Los Angeles
- 3/24 W 6-2 Missouri
- 3/25 W 5-3 Chuo (Exbn.)
- 3/26 W 10-7 Cal Poly-Pomona (8)
- 3/27 W 6-0 Cal Poly-Pomona
- 3/27 W 14-5 Chuo (Exbn.)
- 3/28 L 2-10 Missouri
- 4/4 W 15-8 @ Texas-El Paso
- 4/4 W 10-6 @ Texas-El Paso
- 4/5 W 12-8 @ Texas-El Paso (7)
- 4/5 W 12-4 @ Texas-El Paso
- 4/7 W 9-1 @ Wichita St.
- 4/8 W 12-6 @ Wichita St.
- 4/10 W 6-1 @ New Mexico (7)
- 4/10 W 13-11 @ New Mexico (8)
- 4/11 L 0-14 @ New Mexico (7)
- 4/11 L 6-11 @ New Mexico (6)
- 4/17 W 7-4 San Diego St.
- 4/18 W 11-4 San Diego St. (7)
- 4/19 W 6-5 San Diego St. (7)
- 4/19 W 7-4 San Diego St.
- 4/20 L 4-9 San Diego St.
- 4/24 W 9-4 Texas-El Paso
- 4/25 W 10-2 Texas-El Paso (7)
- 4/25 W 7-1 Texas-El Paso
- 4/26 W 9-0 Texas-El Paso (7)
- 4/26 W 7-6 Texas-El Paso (7)
- 4/27 L 1-10 Texas-El Paso
- 5/2 W 7-1 @ San Diego St. (7)
- 5/2 L 2-3 @ San Diego St.
- 5/3 L 5-8 @ San Diego St. (7)
- 5/3 W 9-3 @ San Diego St.
- 5/7 W 8-7 New Mexico
- 5/8 L 1-4 New Mexico (7)
- 5/8 W 11-10 New Mexico
- 5/9 W 9-0 New Mexico (7)
- 5/9 W 4-3 New Mexico (7)
- 5/10 W 4-2 New Mexico (7)

**WAC Playoffs (Honolulu)**

- 5/16 W 9-2 Brigham Young
  - 5/17 W 7-0 Brigham Young
- NCAA Central Regional (Austin, TX)**
- 5/23 W 8-4 Texas-Pan American
  - 5/24 W 2-1 Louisiana Tech
  - 5/25 W 7-3 @ Texas
- College World Series (Omaha, NE)**
- 5/30 W 7-6 Florida St.
  - 6/1 W 7-6 St. John's
  - 6/3 W 9-3 Miami
  - 6/4 L 4-5 Arizona (11)
  - 6/6 L 3-5 Arizona



**1981 (50-16, 10-5 WAC)**

- 1/29 L 9-10 California
- 1/30 W 2-1 California (7)
- 1/30 L 7-8 California
- 1/31 L 3-6 California (7)
- 1/31 L 6-12 California
- 2/6 W 7-2 @ Hawai'i-Hilo (7)
- 2/6 W 12-4 @ Hawai'i-Hilo
- 2/7 W 6-0 @ Hawai'i-Hilo (7)
- 2/7 W 9-0 @ Hawai'i-Hilo
- 2/14 W 9-7 Hawai'i-Hilo (7)
- 2/14 W 16-15 Hawai'i-Hilo (10)
- 2/15 W 7-1 Hawai'i-Hilo (7)
- 2/15 W 4-1 Hawai'i-Hilo
- 2/28 W 6-5 Vanderbilt (10)
- 3/1 W 3-2 Vanderbilt (7)
- 3/1 W 5-1 Vanderbilt
- 3/2 W 4-0 Vanderbilt (7)
- 3/2 W 7-4 Vanderbilt (7)
- 3/6 W 4-3 Washington St. (7)
- 3/6 W 8-2 Washington St.
- 3/7 W 6-1 Washington St. (7)
- 3/7 W 8-6 Washington St.
- 3/8 W 8-7 Washington St.
- 3/18 L 3-9 Tulane (7)
- 3/18 W 6-2 Tulane (7)
- 3/19 W 9-4 Tulane
- 3/20 W 10-0 Tulane

**Rainbow Easter Tournament**

- 3/22 W 6-0 Santa Clara
- 3/22 W 5-2 Nebraska
- 3/23 W 6-5 CS Northridge (12)
- 3/24 W 7-0 Nittaidai (Exbn.)
- 3/25 W 10-2 Santa Clara
- 3/26 W 6-4 Nebraska
- 3/27 W 10-7 CS Northridge
- 3/27 W 2-1 Nittaidai (Exbn.)
- 4/2 L 2-4 San Jose St.
- 4/3 W 6-0 San Jose St. (7)
- 4/3 W 5-1 San Jose St.
- 4/4 W 6-5 San Jose St.
- 4/4 W 11-1 San Jose St.
- 4/9 L 5-10 @ New Mexico
- 4/10 W 4-0 @ New Mexico (7)
- 4/10 W 18-8 @ New Mexico
- 4/11 W 10-2 @ New Mexico (7)
- 4/11 W 19-11 @ New Mexico
- 4/12 L 6-10 Wichita St.
- 4/13 W 18-12 Wichita St.
- 4/16 W 6-3 Texas-El Paso
- 4/17 W 5-0 Texas-El Paso (7)
- 4/17 W 8-1 Texas-El Paso
- 4/18 W 5-2 Texas-El Paso (7)
- 4/18 W 8-2 Texas-El Paso
- 4/23 L 9-10 @ San Diego St.
- 4/24 W 9-6 @ San Diego St. (7)
- 4/24 L 8-9 @ San Diego St. (13)
- 4/25 L 5-6 @ San Diego St. (7)
- 4/25 L 0-8 @ San Diego St.

**WAC Southern Division Playoffs (Best-of-5, Honolulu)**


- 4/30 W 10-7 San Diego St.
  - 5/1 L 8-9 San Diego St.
  - 5/1 W 3-1 San Diego St.
  - 5/2 L 1-6 San Diego St.
  - 5/2 W 6-5 San Diego St.
  - 5/8 W 9-5 Nevada (7)
  - 5/8 W 4-0 Nevada
  - 5/9 W 5-0 Nevada (7)
  - 5/9 W 12-1 Nevada
- WAC Playoffs (Provo, UT)**
- 5/18 L 4-11 @ Brigham Young (7)
  - 5/18 L 1-3 @ Brigham Young

**1982 (59-17, 17-7 WAC)**

|  |   |       |                         |
|--|---|-------|-------------------------|
| 2/5                                      | W | 14-4  | @ Hawai'i-Hilo (7)      |
| 2/5                                      | W | 17-5  | @ Hawai'i-Hilo          |
| 2/6                                      | W | 7-1   | @ Hawai'i-Hilo (7)      |
| 2/6                                      | W | 9-3   | @ Hawai'i-Hilo          |
| 2/8                                      | W | 10-7  | USC                     |
| 2/9                                      | W | 4-3   | USC (7)                 |
| 2/9                                      | W | 8-5   | USC                     |
| 2/19                                     | W | 3-1   | Hawai'i-Hilo            |
| 2/20                                     | W | 5-2   | Hawai'i-Hilo (7)        |
| 2/20                                     | W | 10-1  | Hawai'i-Hilo            |
| 2/21                                     | W | 13-5  | Hawai'i-Hilo (Hanapepe) |
| 3/1                                      | L | 1-2   | Arizona St. (11)        |
| 3/2                                      | W | 4-0   | Arizona St. (7)         |
| 3/2                                      | L | 4-6   | Arizona St.             |
| 3/3                                      | L | 3-5   | Arizona St.             |
| 3/6                                      | L | 2-9   | Oklahoma (7)            |
| 3/6                                      | W | 7-3   | Oklahoma                |
| 3/7                                      | W | 4-0   | Oklahoma (7)            |
| 3/7                                      | L | 4-14  | Oklahoma                |
| 3/9                                      | L | 0-4   | Oklahoma                |
| 3/11                                     | W | 13-8  | Creighton (5)           |
| 3/13                                     | W | 11-3  | Creighton (7)           |
| 3/13                                     | W | 5-3   | Creighton               |
| 3/14                                     | W | 7-2   | Creighton (7)           |
| 3/25                                     | W | 10-9  | CS Fullerton            |
| 3/26                                     | W | 8-5   | CS Fullerton (7)        |
| 3/26                                     | L | 7-10  | CS Fullerton            |
| 3/27                                     | W | 2-1   | CS Fullerton            |
| 3/31                                     | W | 14-5  | US International (7)    |
| 3/31                                     | W | 9-0   | US International        |
| 4/1                                      | W | 12-8  | US International        |
| 4/2                                      | W | 1-0   | US International (7)    |
| 4/2                                      | W | 8-0   | US International (7)    |
| 4/3                                      | W | 10-3  | Pacific Lutheran (7)    |
| 4/3                                      | L | 1-2   | Pacific Lutheran        |
| 4/3                                      | W | 9-2   | Pacific Lutheran        |
| 4/5                                      | W | 7-0   | St. Mary's (MN) (7)     |
| 4/5                                      | W | 8-0   | St. Mary's (MN)         |
| 4/6                                      | W | 9-2   | St. Mary's (MN) (7)     |
| 4/6                                      | W | 6-1   | St. Mary's (MN)         |
| 4/9                                      | W | 10-9  | San Diego St.           |
| 4/10                                     | W | 3-2   | San Diego St. (7)       |
| 4/10                                     | L | 5-6   | San Diego St.           |
| 4/11                                     | W | 7-1   | San Diego St.           |
| 4/16                                     | W | 6-0   | @ Texas-El Paso (7)     |
| 4/16                                     | W | 15-5  | @ Texas-El Paso         |
| 4/17                                     | L | 1-10  | @ Texas-El Paso (7)     |
| 4/17                                     | W | 19-0  | @ Texas-El Paso (7)     |
| 4/19                                     | L | 5-6   | @ New Mexico (7)        |
| 4/19                                     | L | 9-17  | @ New Mexico (8)        |
| 4/20                                     | L | 4-8   | @ New Mexico (7)        |
| 4/20                                     | L | 8-10  | @ New Mexico            |
| 4/22                                     | W | 16-11 | @ Santa Clara           |
| 4/23                                     | W | 8-3   | @ Pacific               |
| 4/26                                     | W | 4-1   | Texas-El Paso           |
| 4/27                                     | W | 3-2   | Texas-El Paso (8)       |
| 4/27                                     | W | 3-1   | Texas-El Paso (7)       |
| 4/28                                     | W | 8-6   | Texas-El Paso           |
| 4/30                                     | W | 7-3   | New Mexico              |
| 5/1                                      | W | 5-4   | New Mexico (7)          |
| 5/1                                      | W | 3-2   | New Mexico (12)         |
| 5/2                                      | W | 12-9  | New Mexico              |
| 5/7                                      | W | 17-5  | @ San Diego St.         |
| 5/8                                      | W | 12-2  | @ San Diego St. (7)     |
| 5/8                                      | L | 2-5   | @ San Diego St.         |
| 5/9                                      | W | 3-0   | @ San Diego St.         |
| 5/13                                     | W | 12-0  | UNLV                    |
| 5/14                                     | W | 5-0   | UNLV (7)                |
| 5/14                                     | W | 19-0  | UNLV                    |
| 5/15                                     | W | 7-1   | UNLV (7)                |
| 5/15                                     | W | 8-1   | UNLV                    |
| <b>WAC Tournament (Honolulu)</b>         |   |       |                         |
| 5/20                                     | W | 6-0   | Utah                    |
| 5/21                                     | W | 12-4  | San Diego St.           |
| 5/22                                     | W | 12-5  | San Diego St.           |
| <b>NCAA West I Regional (Fresno, CA)</b> |   |       |                         |
| 5/27                                     | L | 5-10  | Stanford                |
| 5/28                                     | L | 9-13  | Pepperdine              |


**1983 (47-20, 17-7 WAC)**

|                                   |   |       |                     |
|-----------------------------------|---|-------|---------------------|
| 2/3                               | W | 11-4  | Hawai'i Pacific     |
| 2/5                               | W | 4-0   | Hawai'i Pacific (7) |
| 2/5                               | W | 14-1  | Hawai'i Pacific     |
| 2/7                               | W | 5-1   | Hawai'i Pacific     |
| 2/11                              | W | 5-3   | @ Hawai'i-Hilo      |
| 2/12                              | L | 0-1   | @ Hawai'i-Hilo (7)  |
| 2/12                              | W | 6-2   | @ Hawai'i-Hilo      |
| 2/19                              | W | 3-2   | Hawai'i-Hilo (7)    |
| 2/19                              | W | 8-3   | Hawai'i-Hilo        |
| 2/20                              | W | 11-5  | Hawai'i-Hilo        |
| 2/24                              | W | 9-7   | Arizona             |
| 2/25                              | W | 3-1   | Arizona (7)         |
| 2/25                              | W | 14-10 | Arizona             |
| 2/26                              | W | 13-5  | Arizona             |
| 3/5                               | W | 15-1  | Kearney St. (7)     |
| 3/5                               | W | 14-1  | Kearney St.         |
| 3/6                               | W | 9-0   | Kearney St. (7)     |
| 3/6                               | W | 14-7  | Kearney St.         |
| 3/11                              | L | 8-10  | Fresno St. (10)     |
| 3/11                              | L | 2-3   | Fresno St. (7)      |
| 3/12                              | L | 3-5   | Fresno St.          |
| 3/13                              | W | 6-1   | Fresno St.          |
| 3/17                              | W | 12-9  | Wichita St.         |
| 3/18                              | L | 6-11  | Wichita St.         |
| <b>Rainbow Easter Tournament</b>  |   |       |                     |
| 3/20                              | W | 14-0  | Nagoya (Exbn.) (7)  |
| 3/20                              | W | 15-3  | Iowa (7)            |
| 3/21                              | L | 6-8   | Cal Poly-Pomona     |
| 3/22                              | W | 11-2  | Wichita St.         |
| 3/23                              | W | 8-0   | Nagoya (Exbn.)      |
| 3/24                              | W | 13-5  | Cal Poly-Pomona     |
| 3/25                              | L | 4-5   | Iowa                |
| 3/25                              | L | 6-7   | Wichita St.         |
| 3/31                              | W | 22-2  | Cornell             |
| 4/1                               | W | 18-2  | Cornell (5)         |
| 4/1                               | W | 16-7  | Cornell             |
| 4/2                               | W | 6-0   | Cornell             |
| 4/8                               | L | 1-10  | @ San Diego St.     |
| 4/9                               | L | 7-8   | @ San Diego St. (7) |
| 4/9                               | W | 4-2   | @ San Diego St.     |
| 4/10                              | L | 2-5   | @ San Diego St.     |
| 4/11                              | W | 16-15 | @ San Diego         |
| 4/14                              | W | 14-1  | New Mexico          |
| 4/15                              | W | 2-1   | New Mexico (7)      |
| 4/15                              | W | 7-0   | New Mexico          |
| 4/16                              | W | 2-0   | New Mexico (5)      |
| 4/18                              | W | 8-7   | Texas-El Paso (10)  |
| 4/19                              | W | 12-8  | Texas-El Paso (7)   |
| 4/19                              | W | 9-8   | Texas-El Paso       |
| 4/20                              | W | 6-2   | Texas-El Paso       |
| 4/26                              | W | 4-2   | @ New Mexico (7)    |
| 4/26                              | W | 16-15 | @ New Mexico        |
| 4/27                              | L | 3-6   | @ New Mexico (7)    |
| 4/27                              | W | 17-5  | @ New Mexico (8)    |
| 4/29                              | L | 6-9   | @ Texas-El Paso (7) |
| 4/29                              | W | 12-10 | @ Texas-El Paso     |
| 4/30                              | W | 11-7  | @ Texas-El Paso (7) |
| 4/30                              | W | 19-12 | @ Texas-El Paso     |
| 5/1                               | L | 3-14  | @ UNLV              |
| 5/2                               | L | 6-12  | @ UNLV              |
| 5/6                               | W | 18-8  | San Diego St.       |
| 5/7                               | W | 9-5   | San Diego St. (7)   |
| 5/7                               | L | 5-12  | San Diego St.       |
| 5/8                               | L | 2-4   | San Diego St.       |
| 5/14                              | L | 6-7   | Arizona St.         |
| 5/15                              | W | 15-5  | Arizona St.         |
| 5/16                              | W | 5-3   | Arizona St.         |
| <b>WAC Tournament (Provo, UT)</b> |   |       |                     |
| 5/19                              | L | 5-7   | Brigham Young       |
| 5/20                              | W | 6-4   | Wyoming             |
| 5/20                              | L | 11-1  |                     |

**1984 (48-22-1, 8-6 WAC)**

|  |   |       |                      |
|--|---|-------|----------------------|
| 2/4                                      | W | 6-5   | Hawai'i Pacific *(8) |
| 2/4                                      | W | 16-13 | Hawai'i Pacific*     |
| 2/5                                      | W | 11-6  | Hawai'i Pacific*     |
| 2/5                                      | W | 12-4  | Hawai'i Pacific*     |
| 2/10                                     | W | 7-0   | @ Hawai'i-Hilo (7)   |
| 2/10                                     | W | 9-4   | @ Hawai'i-Hilo       |
| 2/11                                     | L | 4-9   | @ Hawai'i-Hilo (7)   |
| 2/11                                     | W | 15-5  | @ Hawai'i-Hilo       |
| 2/17                                     | L | 3-5   | USC                  |
| 2/18                                     | L | 5-13  | USC (7)              |
| 2/18                                     | W | 11-8  | USC (7)              |
| 2/19                                     | L | 4-7   | USC                  |
| 2/24                                     | L | 2-6   | Stanford (7)         |
| 2/24                                     | W | 8-4   | Stanford             |
| 2/25                                     | W | 6-5   | Stanford             |
| 2/26                                     | T | 13-13 | Stanford (10)        |
| 2/28                                     | W | 9-8   | Portland St.         |
| 2/29                                     | L | 7-8   | Portland St.         |
| 3/2                                      | W | 4-3   | Arizona St.          |
| 3/3                                      | W | 8-3   | Arizona St. (7)      |
| 3/3                                      | L | 7-13  | Arizona St.          |
| 3/4                                      | L | 4-5   | Arizona St.          |
| 3/9                                      | W | 5-1   | Loyola Marymt.       |
| 3/10                                     | W | 3-2   | Loyola Marymt.       |
| 3/10                                     | W | 15-5  | Loyola Marymt. (7)   |
| 3/11                                     | W | 11-9  | Loyola Marymt.       |
| 3/15                                     | W | 11-3  | Nebraska             |
| 3/16                                     | W | 2-1   | Nebraska (7)         |
| 3/16                                     | W | 10-4  | Nebraska             |
| 3/17                                     | L | 1-12  | Nebraska             |
| 3/19                                     | W | 16-1  | Concordia (7)        |
| <b>Rainbow Easter Tournament</b>         |   |       |                      |
| 3/25                                     | W | 5-1   | Waseda (Exbn.)       |
| 3/26                                     | L | 4-5   | Hawai'i-Hilo         |
| 3/27                                     | L | 3-4   | Lewis-Clark St.      |
| 3/28                                     | W | 11-6  | Waseda (Exbn.)       |
| 3/29                                     | L | 0-5   | Hawai'i-Hilo         |
| 3/30                                     | W | 4-2   | Lewis-Clark St.      |
| 4/6                                      | W | 13-4  | San Diego St.        |
| 4/7                                      | W | 11-5  | San Diego St. (7)    |
| 4/7                                      | W | 10-0  | San Diego St. (8)    |
| 4/8                                      | W | 3-1   | San Diego St.        |
| 4/13                                     | W | 9-2   | @ New Mexico (7)     |
| 4/13                                     | W | 14-10 | @ New Mexico         |
| 4/14                                     | L | 9-10  | @ New Mexico         |
| 4/14                                     | W | 14-10 | @ New Mexico         |
| 4/16                                     | W | 16-12 | @ Texas-El Paso (7)  |
| 4/16                                     | W | 8-6   | @ Texas-El Paso      |
| 4/17                                     | L | 3-5   | @ Texas-El Paso (7)  |
| 4/17                                     | L | 15-8  | @ Texas-El Paso      |
| 4/23                                     | W | 3-0   | New Mexico           |
| 4/24                                     | W | 4-2   | New Mexico (7)       |
| 4/24                                     | W | 8-2   | New Mexico           |
| 4/25                                     | W | 11-8  | New Mexico           |
| 4/27                                     | W | 2-0   | Texas-El Paso        |
| 4/28                                     | W | 9-3   | Texas-El Paso (7)    |
| 4/28                                     | W | 14-4  | Texas-El Paso (7)    |
| 4/29                                     | W | 1-0   | Texas-El Paso        |
| 5/4                                      | L | 0-9   | @ San Diego St.      |
| 5/5                                      | L | 3-5   | @ San Diego St. (7)  |
| 5/5                                      | L | 10-11 | @ San Diego St.      |
| 5/6                                      | L | 8-9   | @ San Diego St.      |
| 5/7                                      | L | 2-13  | @ USC                |
| 5/11                                     | W | 17-2  | San Jose St.         |
| 5/12                                     | W | 11-1  | San Jose St. (7)     |
| 5/12                                     | W | 10-9  | San Jose St.         |
| 5/13                                     | W | 24-2  | San Jose St.         |
| <b>WAC Tournament (Honolulu)</b>         |   |       |                      |
| 5/17                                     | W | 17-4  | Utah                 |
| 5/18                                     | W | 10-6  | Brigham Young        |
| 5/19                                     | L | 6-8   | San Diego St.        |
| 5/19                                     | W | 5-4   | San Diego St.        |
| <b>NCAA West II Regional (Tempe, AZ)</b> |   |       |                      |
| 5/25                                     | W | 10-7  | Stanford (10)        |
| 5/26                                     | L | 11-15 | @ Arizona St.        |
| 5/27                                     | L | 7-11  | Stanford             |

\* Games played @ Hanapepe on Kauai

**1985 (56-31, 15-9 WAC)**

|                                   |   |       |                      |
|-----------------------------------|---|-------|----------------------|
| 2/1                               | W | 10-4  | Hawai'i-Hilo (7)     |
| 2/1                               | W | 10-4  | Hawai'i-Hilo         |
| 2/2                               | W | 7-2   | Hawai'i-Hilo (7)     |
| 2/2                               | W | 6-4   | Hawai'i-Hilo         |
| 2/7                               | W | 9-7   | UCLA                 |
| 2/8                               | L | 3-10  | UCLA                 |
| 2/9                               | W | 6-5   | UCLA (11)            |
| 2/10                              | W | 7-2   | UCLA (Maui)          |
| 2/15                              | L | 1-11  | California (7)       |
| 2/15                              | W | 4-3   | California           |
| 2/16                              | W | 9-8   | California           |
| 2/17                              | L | 7-15  | California           |
| 2/19                              | L | 5-6   | Hawai'i Pacific (7)  |
| 2/19                              | W | 3-2   | Hawai'i Pacific      |
| 2/22                              | W | 6-2   | Fresno St.           |
| 2/23                              | W | 8-7   | Fresno St. (7)       |
| 2/23                              | L | 3-9   | Fresno St.           |
| 2/24                              | W | 12-7  | Fresno St.           |
| 2/26                              | L | 3-5   | Portland St.         |
| 2/27                              | W | 7-6   | Portland St.         |
| 3/1                               | W | 9-8   | USC                  |
| 3/2                               | W | 8-3   | USC (7)              |
| 3/2                               | L | 10-12 | USC                  |
| 3/3                               | L | 3-5   | USC                  |
| 3/5                               | W | 11-0  | Hawai'i Pacific (7)  |
| 3/5                               | W | 5-4   | Hawai'i Pacific      |
| 3/8                               | W | 4-3   | Washington St. (10)  |
| 3/9                               | W | 7-1   | Washington St. (7)   |
| 3/9                               | W | 8-3   | Washington St.       |
| 3/10                              | L | 2-7   | Washington St.       |
| 3/12                              | W | 10-7  | Shippensburg         |
| 3/15                              | W | 5-0   | Murray St.           |
| 3/16                              | W | 6-5   | Murray St. (7)       |
| 3/16                              | W | 27-12 | Murray St.           |
| 3/17                              | W | 10-2  | Murray St.           |
| 3/19                              | L | 3-4   | Cal Poly-Pomona      |
| 3/20                              | W | 14-2  | Cal Poly-Pomona      |
| 3/21                              | W | 5-4   | Cal Poly-Pomona (10) |
| <b>Rainbow Easter Tournament</b>  |   |       |                      |
| 3/23                              | W | 6-1   | Brigham Young        |
| 3/24                              | L | 8-12  | Wichita St.          |
| 3/25                              | L | 7-9   | CS Northridge        |
| 3/26                              | L | 2-4   | Lewis-Clark St.      |
| 3/26                              | W | 3-0   | CS Northridge        |
| 3/27                              | W | 16-6  | Brigham Young        |
| 3/28                              | L | 7-8   | Wichita St.          |
| 3/29                              | W | 3-2   | Lewis-Clark St.      |
| 4/3                               | L | 4-5   | @ Cal Poly-Pomona    |
| 4/4                               | L | 6-7   | @ UC Santa Barbara   |
| 4/6                               | W | 6-1   | @ San Diego St. (7)  |
| 4/6                               | W | 4-2   | @ San Diego St.      |
| 4/7                               | W | 5-3   | @ San Diego St. (7)  |
| 4/7                               | L | 0-7   | @ San Diego St.      |
| 4/9                               | L | 1-8   | Mississippi St.      |
| 4/10                              | W | 4-3   | Mississippi St.      |
| 4/11                              | L | 2-6   | New Mexico           |
| 4/12                              | L | 5-8   | New Mexico (7)       |
| 4/12                              | L | 3-8   | New Mexico           |
| 4/13                              | W | 9-1   | New Mexico           |
| 4/15                              | W | 10-3  | Texas-El Paso        |
| 4/16                              | W | 9-3   | Texas-El Paso (7)    |
| 4/16                              | W | 15-2  | Texas-El Paso (7)    |
| 4/17                              | W | 6-3   | Texas-El Paso        |
| 4/18                              | W | 4-3   | Hawai'i-Hilo (7)     |
| 4/19                              | W | 6-2   | Hawai'i-Hilo (7)     |
| 4/19                              | L | 2-6   | Hawai'i-Hilo (7)     |
| 4/23                              | L | 6-7   | @ New Mexico (7)     |
| 4/23                              | L | 1-11  | @ New Mexico         |
| 4/24                              | L | 5-7   | @ New Mexico (7)     |
| 4/24                              | L | 8-11  | @ New Mexico         |
| 4/26                              | L | 14-15 | @ Texas-El Paso (7)  |
| 4/26                              | W | 15-11 | @ Texas-El Paso (10) |
| 4/27                              | W | 12-4  | @ Texas-El Paso (7)  |
| 4/27                              | W | 11-6  | @ Texas-El Paso      |
| 4/29                              | L | 5-9   | @ San Francisco      |
| 4/30                              | L | 4-11  | @ California         |
| 5/3                               | W | 3-2   | San Diego St. (11)   |
| 5/4                               | W | 9-2   | San Diego St.        |
| 5/4                               | W | 6-1   | San Diego St.        |
| 5/5                               | W | 4-0   | San Diego St.        |
| 5/9                               | W | 3-2   | Pepperdine           |
| 5/10                              | W | 10-4  | Pepperdine           |
| 5/11                              | W | 9-2   | Pepperdine           |
| <b>WAC Tournament (Provo, UT)</b> |   |       |                      |
| 5/16                              | L | 5-6   | @ Brigham Young      |



**1986 (43-24, 15-9 WAC)**

|      |   |      |                  |
|------|---|------|------------------|
| 2/1  | W | 10-1 | @ Hawai'i-Hilo   |
| 2/1  | W | 7-3  | @ Hawai'i-Hilo   |
| 2/7  | W | 6-5  | Arizona St.      |
| 2/8  | L | 7-8  | Arizona St.      |
| 2/9  | W | 11-1 | Arizona St.      |
| 2/14 | L | 2-8  | Stanford         |
| 2/15 | L | 8-9  | Stanford         |
| 2/16 | W | 10-1 | Stanford         |
| 2/21 | L | 8-11 | Arizona          |
| 2/22 | W | 9-5  | Arizona          |
| 2/23 | L | 2-7  | Arizona          |
| 2/25 | L | 1-6  | Portland St.     |
| 2/26 | W | 3-2  | Portland St.     |
| 2/28 | W | 6-2  | UC Santa Barbara |
| 3/1  | W | 3-2  | UC Santa Barbara |
| 3/2  | W | 7-4  | UC Santa Barbara |
| 3/7  | W | 6-4  | Purdue           |
| 3/8  | W | 18-4 | Purdue           |
| 3/9  | W | 9-2  | Purdue           |
| 3/14 | W | 14-4 | Texas A&M        |
| 3/15 | L | 3-4  | Texas A&M        |
| 3/16 | W | 7-6  | Texas A&M        |
| 3/18 | W | 13-3 | Iona             |
| 3/19 | W | 19-0 | Iona             |

**Rainbow Easter Tournament**

|      |   |       |                     |
|------|---|-------|---------------------|
| 3/21 | W | 9-1   | Hawai'i Pacific     |
| 3/21 | W | 11-2  | Waseda (Exb.)       |
| 3/22 | W | 6-2   | Georgia Tech        |
| 3/23 | W | 14-13 | Santa Clara         |
| 3/24 | W | 18-4  | CS Sacramento (7)   |
| 3/25 | W | 8-4   | Waseda (Exb.)       |
| 3/25 | L | 0-1   | Hawai'i Pacific     |
| 3/26 | L | 2-4   | CS Sacramento       |
| 3/27 | L | 2-9   | Georgia Tech        |
| 3/28 | L | 3-4   | Santa Clara         |
| 4/5  | W | 7-6   | San Diego St.       |
| 4/6  | W | 10-0  | San Diego St. (7)   |
| 4/6  | W | 12-2  | San Diego St. (7)   |
| 4/7  | W | 10-6  | San Diego St.       |
| 4/11 | W | 9-4   | @ Utah (7)          |
| 4/11 | W | 11-1  | @ Utah (7)          |
| 4/12 | L | 5-6   | @ Utah (7)          |
| 4/12 | L | 6-7   | @ Utah              |
| 4/14 | W | 16-3  | @ Brigham Young (7) |
| 4/14 | L | 7-10  | @ Brigham Young     |
| 4/15 | L | 1-8   | @ Brigham Young (7) |
| 4/15 | W | 13-10 | @ Brigham Young     |
| 4/21 | W | 5-4   | Brigham Young       |
| 4/22 | W | 7-4   | Brigham Young (7)   |
| 4/22 | L | 4-5   | Brigham Young       |
| 4/23 | W | 6-3   | Brigham Young       |
| 4/25 | W | 6-1   | Utah                |
| 4/26 | W | 3-2   | Utah                |
| 4/26 | W | 4-2   | Utah                |
| 4/27 | W | 13-7  | Utah                |
| 5/2  | L | 7-8   | @ San Diego St.     |
| 5/3  | L | 2-4   | @ San Diego St. (7) |
| 5/3  | L | 1-7   | @ San Diego St.     |
| 5/4  | L | 2-5   | @ San Diego St.     |

**WAC Tournament (San Diego, CA)**

|      |   |       |                 |
|------|---|-------|-----------------|
| 5/8  | W | 12-2  | Wyoming         |
| 5/9  | L | 1-2   | @ San Diego St. |
| 5/9  | W | 14-7  | Wyoming         |
| 5/10 | W | 10-3  | @ San Diego St. |
| 5/10 | L | 2-9   | @ San Diego St. |
| 5/17 | W | 12-11 | USC             |
| 5/18 | W | 5-3   | USC             |

**NCAA West Regional (Los Angeles, CA)**

|      |   |      |                  |
|------|---|------|------------------|
| 5/22 | W | 6-3  | @ UCLA           |
| 5/23 | W | 8-6  | UC Santa Barbara |
| 5/24 | L | 6-10 | Loyola Marymt.   |
| 5/25 | L | 5-12 | Loyola Marymt.   |

**1987 (45-19, 21-2 WAC)**

|      |   |      |                    |
|------|---|------|--------------------|
| 1/31 | W | 5-3  | @ Hawai'i-Hilo     |
| 1/31 | W | 13-4 | @ Hawai'i-Hilo     |
| 2/6  | L | 4-8  | USC                |
| 2/7  | L | 4-5  | USC                |
| 2/8  | W | 3-1  | USC                |
| 2/14 | W | 5-4  | UCLA (10)          |
| 2/15 | L | 6-9  | UCLA               |
| 2/16 | L | 3-11 | UCLA               |
| 2/16 | W | 8-7  | UCLA (10)          |
| 2/20 | L | 6-8  | Fresno St.         |
| 2/21 | W | 10-3 | Fresno St.         |
| 2/22 | W | 5-4  | Fresno St.         |
| 2/27 | W | 8-4  | Arkansas           |
| 2/28 | W | 6-5  | Arkansas (10)      |
| 3/1  | L | 7-9  | Arkansas (10)      |
| 3/2  | L | 4-7  | Arkansas           |
| 3/5  | W | 4-3  | Brigham Young (10) |
| 3/6  | W | 13-3 | Brigham Young      |
| 3/7  | L | 6-9  | Brigham Young      |
| 3/13 | W | 3-1  | Arizona St.        |
| 3/14 | L | 5-9  | Arizona St. (11)   |
| 3/15 | L | 1-7  | Arizona St.        |

**Rainbow Easter Tournament**

|      |   |       |                     |
|------|---|-------|---------------------|
| 3/20 | L | 4-6   | Portland St.        |
| 3/21 | W | 1-0   | Cal Poly-Pomona     |
| 3/21 | W | 13-2  | Cornell (7)         |
| 3/22 | L | 0-2   | Wichita St.         |
| 3/23 | W | 6-5   | Hawai'i-Hilo        |
| 3/24 | L | 3-6   | Cal Poly-Pomona     |
| 3/25 | W | 6-1   | Portland St.        |
| 3/26 | W | 14-13 | Hawai'i-Hilo        |
| 3/26 | W | 15-1  | Cornell (7)         |
| 3/27 | L | 6-8   | Wichita St.         |
| 4/3  | L | 6-9   | @ Chapman           |
| 4/4  | W | 5-3   | @ San Diego St. (7) |
| 4/4  | W | 5-3   | @ San Diego St.     |
| 4/5  | W | 4-3   | @ San Diego St. (7) |
| 4/5  | L | 3-4   | @ San Diego St.     |
| 4/9  | W | 3-1   | Colorado St.        |
| 4/10 | W | 3-1   | Colorado St. (7)    |
| 4/10 | W | 10-4  | Colorado St.        |
| 4/11 | W | 15-0  | Colorado St.        |
| 4/13 | W | 4-3   | Wyoming (11)        |
| 4/14 | W | 5-0   | Wyoming (7)         |
| 4/14 | W | 8-7   | Wyoming             |
| 4/15 | W | 8-2   | Wyoming             |
| 4/18 | W | 9-0   | Hawai'i Pacific     |
| 4/19 | W | 3-2   | Hawai'i Pacific     |
| 4/23 | W | 3-1   | San Diego St.       |
| 4/24 | W | 6-5   | San Diego St. (10)  |
| 4/24 | W | 9-0   | San Diego St. (7)   |
| 4/26 | W | 13-6  | San Diego St.       |
| 4/29 | W | 12-2  | @ Colorado St. (7)  |
| 4/29 | W | 30-5  | @ Colorado St. (7)  |
| 4/30 | W | 28-7  | @ Colorado St. (7)  |
| 4/30 | W | 17-8  | @ Colorado St.      |
| 5/1  | L | 9-10  | @ Wyoming           |
| 5/2  | W | 13-9  | @ Wyoming (7)       |
| 5/2  | W | 25-15 | @ Wyoming           |

**WAC Tournament (Provo, UT)**

|     |   |       |                 |
|-----|---|-------|-----------------|
| 5/7 | W | 6-3   | New Mexico      |
| 5/8 | W | 17-10 | San Diego St.   |
| 5/9 | W | 6-5   | @ Brigham Young |

**NCAA West II Regional (Tempe, AZ)**

|      |   |       |         |
|------|---|-------|---------|
| 5/22 | L | 11-12 | UCLA    |
| 5/23 | W | 6-3   | Arizona |
| 5/24 | L | 7-16  | UCLA    |

**1988 (40-21-1, 21-6-1 WAC)**

|      |   |      |                     |
|------|---|------|---------------------|
| 1/30 | W | 20-6 | @ Hawai'i-Hilo      |
| 2/5  | W | 9-2  | San Jose St.        |
| 2/6  | W | 6-1  | San Jose St.        |
| 2/7  | W | 16-2 | San Jose St.        |
| 2/12 | L | 0-5  | Stanford            |
| 2/13 | W | 5-4  | Stanford (10)       |
| 2/14 | W | 4-3  | Stanford (14)       |
| 2/19 | W | 8-7  | California (10)     |
| 2/20 | L | 1-9  | California          |
| 2/21 | L | 3-4  | California          |
| 2/26 | L | 7-8  | Loyola Marymt.      |
| 2/27 | L | 6-9  | Loyola Marymt. (14) |
| 2/28 | W | 8-2  | Loyola Marymt.      |
| 3/4  | W | 10-1 | UC Santa Barbara    |
| 3/5  | W | 7-3  | UC Santa Barbara    |
| 3/6  | W | 8-4  | UC Santa Barbara    |
| 3/11 | L | 3-11 | Arizona St.         |
| 3/12 | L | 4-6  | Arizona St.         |
| 3/13 | L | 1-4  | Arizona St.         |
| 3/15 | W | 8-4  | Murray St.          |
| 3/16 | W | 22-1 | Murray St.          |
| 3/17 | L | 3-8  | Murray St.          |

**Rainbow Easter Tournament**

|      |   |       |                          |
|------|---|-------|--------------------------|
| 3/19 | W | 1-0   | Portland St.             |
| 3/20 | L | 5-11  | Lewis-Clark St.          |
| 3/21 | W | 12-2  | Hawai'i Pacific (7)      |
| 3/21 | W | 15-5  | Washington (8)           |
| 3/22 | L | 1-9   | Nebraska                 |
| 3/23 | L | 0-1   | Lewis-Clark St.          |
| 3/24 | W | 5-3   | Washington (10)          |
| 3/25 | W | 17-11 | Portland St. (8)         |
| 3/25 | W | 6-5   | Hawai'i Pacific          |
| 3/26 | L | 6-12  | Nebraska                 |
| 4/1  | W | 5-0   | Wyoming                  |
| 4/2  | W | 11-10 | Wyoming (8)              |
| 4/2  | W | 11-6  | Wyoming                  |
| 4/3  | W | 4-1   | Wyoming                  |
| 4/8  | W | 14-9  | @ New Mexico (7)         |
| 4/8  | W | 19-4  | @ New Mexico             |
| 4/9  | L | 4-14  | @ New Mexico (7)         |
| 4/9  | W | 9-2   | @ New Mexico             |
| 4/15 | W | 4-0   | Utah                     |
| 4/16 | W | 4-3   | Utah (7)                 |
| 4/16 | W | 11-2  | Utah                     |
| 4/17 | W | 8-7   | Utah (10)                |
| 4/22 | W | 11-2  | Air Force                |
| 4/23 | W | 8-1   | Air Force (7)            |
| 4/23 | W | 7-0   | Air Force                |
| 4/24 | W | 8-1   | Air Force                |
| 4/30 | W | 18-12 | @ Colorado St. (8)       |
| 4/30 | W | 13-10 | @ Colorado St.           |
| 5/1  | W | 6-1   | @ Colorado St. (7)       |
| 5/1  | W | 21-6  | @ Colorado St.           |
| 5/6  | W | 18-14 | @ Brigham Young (7)      |
| 5/6  | L | 1-11  | @ Brigham Young          |
| 5/7  | L | 5-14  | @ Brigham Young (7)      |
| 5/7  | T | 10-10 | @ Brigham Young          |
| 5/13 | L | 4-5   | San Diego St.            |
| 5/14 | L | 3-6   | San Diego St. (Aloha)(7) |
| 5/14 | W | 12-4  | San Diego St. (Aloha)    |
| 5/15 | L | 2-6   | San Diego St. (Aloha)    |

**WAC Tournament (Honolulu)**

|      |   |     |               |
|------|---|-----|---------------|
| 5/19 | L | 1-2 | Brigham Young |
| 5/20 | L | 7-8 | San Diego St. |

**1989 (40-27, 18-10 WAC)**

|      |   |       |                   |
|------|---|-------|-------------------|
| 2/3  | W | 11-0  | UNLV              |
| 2/4  | W | 14-3  | UNLV              |
| 2/5  | L | 3-4   | UNLV              |
| 2/10 | L | 4-20  | Santa Clara       |
| 2/11 | W | 10-9  | Santa Clara       |
| 2/12 | W | 7-3   | Santa Clara       |
| 2/17 | W | 7-6   | USC               |
| 2/18 | L | 5-8   | USC               |
| 2/19 | L | 10-12 | USC               |
| 2/24 | L | 5-8   | Fresno St.        |
| 2/25 | L | 1-3   | Fresno St.        |
| 2/26 | L | 5-6   | Fresno St.        |
| 3/3  | W | 3-2   | Indiana St.       |
| 3/4  | W | 4-1   | Indiana St.       |
| 3/5  | L | 3-6   | Indiana St.       |
| 3/10 | W | 11-5  | Kansas            |
| 3/11 | W | 9-1   | Kansas            |
| 3/12 | W | 11-5  | Kansas            |
| 3/16 | W | 4-0   | Brigham Young     |
| 3/17 | L | 3-15  | Brigham Young (7) |
| 3/17 | L | 7-8   | Brigham Young (7) |
| 3/18 | W | 11-4  | Brigham Young     |
| 3/20 | L | 6-8   | Mississippi St.   |
| 3/21 | L | 4-10  | Mississippi St.   |
| 3/22 | W | 10-7  | Mississippi St.   |

**Rainbow Easter Tournament**

|      |   |       |                     |
|------|---|-------|---------------------|
| 3/24 | W | 9-6   | Portland St.        |
| 3/25 | W | 6-2   | Fordham             |
| 3/26 | W | 7-2   | Wichita St.         |
| 3/27 | L | 5-7   | Lewis-Clark St.     |
| 3/27 | W | 5-1   | Portland St.        |
| 3/28 | L | 4-5   | Hawai'i-Hilo        |
| 3/29 | L | 3-4   | Wichita St.         |
| 3/30 | W | 4-3   | Hawai'i-Hilo        |
| 3/31 | L | 4-7   | Lewis-Clark St.     |
| 4/1  | W | 11-6  | Fordham             |
| 4/7  | L | 2-9   | @ Air Force (7)     |
| 4/7  | L | 17-18 | @ Air Force (7)     |
| 4/8  | W | 14-7  | @ Air Force (7)     |
| 4/8  | L | 7-10  | @ Air Force (7)     |
| 4/11 | W | 4-1   | @ Wyoming (7)       |
| 4/11 | W | 15-11 | @ Wyoming (7)       |
| 4/12 | W | 3-2   | @ Wyoming (7)       |
| 4/12 | W | 10-4  | @ Wyoming (7)       |
| 4/15 | W | 21-0  | Colorado St.        |
| 4/16 | W | 8-2   | Colorado St. (7)    |
| 4/16 | W | 2-1   | Colorado St. (7)    |
| 4/17 | W | 9-2   | Colorado St.        |
| 4/21 | W | 22-2  | New Mexico          |
| 4/22 | W | 6-2   | New Mexico (7)      |
| 4/22 | W | 22-1  | New Mexico (7)      |
| 4/23 | W | 14-4  | New Mexico          |
| 4/28 | W | 10-8  | Hawai'i Pacific     |
| 5/5  | W | 17-8  | @ Utah (8)          |
| 5/5  | W | 6-4   | @ Utah (7)          |
| 5/6  | L | 4-7   | @ Utah (7)          |
| 5/6  | L | 3-4   | @ Utah (7)          |
| 5/14 | W | 9-3   | @ San Diego St. (7) |
| 5/14 | L | 3-4   | @ San Diego St. (8) |
| 5/15 | L | 1-12  | @ San Diego St. (7) |
| 5/15 | L | 1-5   | @ San Diego St. (7) |

**WAC Tournament (Honolulu)**


|      |   |      |               |
|------|---|------|---------------|
| 5/18 | W | 6-5  | San Diego St. |
| 5/19 | L | 3-5  | Brigham Young |
| 5/19 | W | 10-9 | San Diego St. |
| 5/20 | W | 3-1  | Brigham Young |
| 5/20 | W | 8-2  | Brigham Young |

**NCAA West I Regional (Tucson, AZ)**

|      |   |      |                |
|------|---|------|----------------|
| 5/26 | L | 7-14 | Long Beach St. |
| 5/27 | L | 3-17 | Arizona        |

**1990 (37-24-1, 17-10-1 WAC)**

|                                  |   |       |                     |
|----------------------------------|---|-------|---------------------|
| 2/2                              | L | 2-3   | UCLA                |
| 2/3                              | W | 7-1   | UCLA                |
| 2/4                              | L | 0-7   | UCLA                |
| 2/9                              | L | 6-12  | Stanford            |
| 2/10                             | L | 2-11  | Stanford            |
| 2/11                             | L | 2-8   | Stanford            |
| 2/16                             | L | 3-8   | California          |
| 2/17                             | L | 4-6   | California (14)     |
| 2/18                             | W | 5-4   | California          |
| 2/23                             | W | 6-0   | Notre Dame          |
| 2/24                             | W | 12-7  | Notre Dame          |
| 3/1                              | W | 9-5   | Nebraska            |
| 3/2                              | W | 4-2   | Nebraska            |
| 3/3                              | W | 9-2   | Nebraska            |
| 3/4                              | W | 9-2   | Nebraska            |
| 3/9                              | W | 10-8  | Maine               |
| 3/10                             | W | 8-7   | Maine (10)          |
| 3/11                             | L | 3-10  | Maine               |
| 3/16                             | W | 3-0   | Hawai'i-Hilo        |
| 3/21                             | L | 2-3   | Arizona St.         |
| 3/22                             | L | 1-7   | Arizona St.         |
| 3/23                             | L | 3-15  | Arizona St.         |
| <b>Rainbow Easter Tournament</b> |   |       |                     |
| 3/24                             | W | 9-8   | Iona (11)           |
| 3/24                             | W | 6-5   | Georgia Tech        |
| 3/25                             | W | 10-8  | Oklahoma St.        |
| 3/26                             | W | 11-7  | Creighton           |
| 3/27                             | W | 3-1   | Wright St.          |
| 3/28                             | W | 8-3   | Creighton           |
| 3/29                             | L | 2-9   | Georgia Tech        |
| 3/29                             | W | 7-5   | Iona                |
| 3/30                             | W | 6-1   | Oklahoma St.        |
| 3/31                             | W | 6-4   | Wright St.          |
| 4/6                              | L | 3-9   | @ Brigham Young (7) |
| 4/6                              | L | 9-10  | @ Brigham Young (8) |
| 4/7                              | L | 4-8   | @ Brigham Young (7) |
| 4/7                              | T | 10-10 | @ Brigham Young (7) |
| 4/10                             | W | 7-2   | @ Utah (7)          |
| 4/10                             | W | 7-5   | @ Utah (7)          |
| 4/11                             | L | 3-4   | @ Utah (7)          |
| 4/11                             | W | 8-3   | @ Utah (7)          |
| 4/14                             | W | 6-4   | Colorado St.        |
| 4/15                             | W | 7-3   | Colorado St. (7)    |
| 4/15                             | W | 4-0   | Colorado St. (7)    |
| 4/16                             | W | 5-3   | Colorado St.        |
| 4/20                             | L | 2-7   | San Diego St.       |
| 4/21                             | W | 3-2   | San Diego St. (7)   |
| 4/21                             | L | 0-7   | San Diego St. (7)   |
| 4/22                             | W | 6-2   | San Diego St.       |
| 4/27                             | W | 9-0   | Air Force           |
| 4/28                             | L | 5-6   | Air Force (7)       |
| 4/28                             | W | 9-1   | Air Force (7)       |
| 4/29                             | W | 9-4   | Air Force           |
| 5/3                              | W | 7-5   | @ Wyoming           |
| 5/4                              | L | 4-13  | @ Wyoming (8)       |
| 5/4                              | L | 7-8   | @ Wyoming (7)       |
| 5/5                              | L | 0-5   | @ Wyoming           |
| 5/12                             | W | 7-2   | New Mexico (7)      |
| 5/12                             | W | 4-3   | New Mexico (7)      |
| 5/13                             | W | 3-0   | New Mexico          |
| 5/14                             | W | 2-0   | New Mexico          |
| <b>WAC Tournament (Honolulu)</b> |   |       |                     |
| 5/17                             | L | 4-5   | San Diego St. (11)  |
| 5/18                             | L | 2-8   | Wyoming             |

**1991 (51-18, 22-5 WAC)**

|   |   |       |                     |
|---|---|-------|---------------------|
| 2/1   | L | 5-8   | Washington          |
| 2/2   | W | 6-5   | Washington          |
| 2/3   | W | 6-3   | Washington          |
| 2/7   | W | 15-7  | Brigham Young       |
| 2/8   | W | 7-4   | Brigham Young (7)   |
| 2/8   | W | 3-1   | Brigham Young (7)   |
| 2/9   | W | 12-3  | Brigham Young       |
| 2/15  | W | 6-3   | USC                 |
| 2/16  | L | 4-8   | USC                 |
| 2/17  | W | 4-2   | USC                 |
| 2/22  | W | 9-8   | Fresno St.          |
| 2/23  | W | 5-4   | Fresno St.          |
| 2/24  | L | 8-17  | Fresno St.          |
| 3/1   | W | 9-3   | Arkansas            |
| 3/2   | L | 9-17  | Arkansas            |
| 3/3   | W | 2-1   | Arkansas            |
| 3/8   | W | 14-7  | Murray St.          |
| 3/9   | W | 10-1  | Murray St.          |
| 3/10  | W | 5-0   | Murray St.          |
| 3/15  | W | 6-4   | Arizona St.         |
| 3/16  | W | 9-8   | Arizona St.         |
| 3/17  | W | 7-3   | Arizona St.         |
| <b>Rainbow Easter Tournament</b>              |   |       |                     |
| 3/22  | W | 6-5   | Wichita St.         |
| 3/23  | W | 6-0   | Davidson (7)        |
| 3/24  | W | 7-6   | CS Sacramento (12)  |
| 3/25  | L | 8-9   | Washington St.      |
| 3/26  | W | 7-4   | Portland St.        |
| 3/27  | W | 10-0  | Lewis-Clark St. (8) |
| 3/28  | W | 10-7  | Hawai'i-Hilo        |
| 3/29  | W | 7-2   | Washington St.      |
| 3/30  | L | 2-5   | Wichita St.         |
| 4/3   | W | 9-7   | @ Colorado St. (7)  |
| 4/3   | W | 14-9  | @ Colorado St. (7)  |
| 4/4   | L | 0-11  | @ Colorado St. (7)  |
| 4/4   | W | 10-3  | @ Colorado St. (7)  |
| 4/7   | W | 3-0   | @ Air Force (8)     |
| 4/7   | W | 14-13 | @ Air Force (7)     |
| 4/8   | W | 12-11 | @ Air Force         |
| 4/12  | W | 5-2   | Wyoming             |
| 4/13  | W | 5-0   | Wyoming (7)         |
| 4/13  | W | 3-2   | Wyoming (7)         |
| 4/14  | W | 3-1   | Wyoming             |
| 4/18  | W | 13-6  | Grand Canyon        |
| 4/19  | W | 11-4  | Grand Canyon        |
| 4/20  | L | 3-5   | Grand Canyon        |
| 4/21  | W | 7-5   | Grand Canyon        |
| 4/26  | W | 12-8  | @ New Mexico (7)    |
| 4/26  | L | 2-10  | @ New Mexico (7)    |
| 4/27  | W | 17-15 | @ New Mexico (7)    |
| 4/27  | L | 6-11  | @ New Mexico (7)    |
| 4/29  | L | 1-8   | @ California        |
| 4/30  | L | 4-10  | @ USC               |
| 5/3   | W | 5-0   | @ San Diego St. (7) |
| 5/3   | L | 0-4   | @ San Diego St. (7) |
| 5/4   | W | 11-9  | @ San Diego St. (7) |
| 5/4   | L | 4-5   | @ San Diego St. (7) |
| 5/10  | W | 5-0   | Utah                |
| 5/11  | W | 2-0   | Utah (7)            |
| 5/11  | W | 4-0   | Utah (7)            |
| 5/12  | W | 11-9  | Utah                |
| <b>WAC Tournament (Honolulu)</b>              |   |       |                     |
| 5/16  | W | 7-6   | Wyoming             |
| 5/17  | W | 12-9  | Brigham Young       |
| 5/18  | L | 4-6   | San Diego St.       |
| 5/18  | L | 2-7   | San Diego St. (10)  |
| <b>NCAA West I Regional (Los Angeles, CA)</b> |   |       |                     |
| 5/24  | L | 3-5   | Minnesota           |
| 5/25  | W | 7-3   | Middle Tenn St.     |
| 5/26  | W | 12-5  | Minnesota           |
| 5/26  | W | 7-3   | USC                 |
| 5/27  | L | 8-15  | Creighton           |

**1992 (49-14, 20-6 WAC)**

|  |   |       |                      |
|--|---|-------|----------------------|
| 1/31                                   | W | 7-6   | Arizona              |
| 2/1                                    | L | 0-7   | Arizona              |
| 2/2                                    | W | 6-3   | Arizona              |
| 2/7                                    | W | 11-10 | UCLA                 |
| 2/8                                    | L | 0-1   | UCLA                 |
| 2/9                                    | W | 6-5   | UCLA                 |
| 2/14                                   | L | 2-5   | California           |
| 2/15                                   | W | 7-0   | California           |
| 2/16                                   | W | 13-6  | California           |
| 2/21                                   | L | 4-16  | Stanford             |
| 2/22                                   | L | 2-3   | Stanford             |
| 2/23                                   | W | 4-0   | Stanford             |
| 2/28                                   | W | 9-8   | CS Sacramento (11)   |
| 2/29                                   | W | 8-4   | CS Sacramento        |
| 3/1                                    | W | 16-1  | CS Sacramento        |
| 3/6                                    | W | 12-0  | Washington           |
| 3/7                                    | W | 11-3  | Washington           |
| 3/8                                    | W | 10-2  | Washington           |
| 3/13                                   | W | 6-2   | Portland St.         |
| 3/14                                   | W | 6-4   | Portland St.         |
| 3/21                                   | W | 11-9  | Cal Poly-Pomona      |
| <b>Rainbow Easter Tournament</b>       |   |       |                      |
| 3/22                                   | W | 6-1   | Grand Canyon         |
| 3/23                                   | W | 9-1   | Dartmouth            |
| 3/24                                   | W | 7-2   | Brown                |
| 3/25                                   | W | 6-0   | Grand Canyon         |
| 3/26                                   | W | 6-4   | Dartmouth            |
| 3/27                                   | W | 11-4  | Brown                |
| 3/28                                   | L | 0-4   | Meiji (Exbn.)        |
| 4/3                                    | W | 4-1   | Wyoming              |
| 4/4                                    | W | 4-2   | Wyoming (7)          |
| 4/4                                    | W | 6-0   | Wyoming (7)          |
| 4/5                                    | W | 7-0   | Wyoming              |
| 4/10                                   | L | 8-11  | New Mexico           |
| 4/11                                   | W | 3-1   | New Mexico (7)       |
| 4/11                                   | W | 10-2  | New Mexico (7)       |
| 4/12                                   | W | 4-3   | New Mexico           |
| 4/17                                   | W | 3-2   | @ Brigham Young (7)  |
| 4/17                                   | L | 7-13  | @ Brigham Young (7)  |
| 4/18                                   | L | 6-7   | @ Brigham Young (7)  |
| 4/18                                   | L | 3-9   | @ Brigham Young (7)  |
| 4/21                                   | L | 2-3   | @ Utah (7)           |
| 4/21                                   | W | 14-4  | @ Utah (6)           |
| 4/24                                   | W | 8-2   | Air Force            |
| 4/25                                   | W | 20-2  | Air Force (7)        |
| 4/25                                   | W | 7-2   | Air Force (7)        |
| 4/26                                   | W | 10-2  | Air Force            |
| 5/2                                    | W | 11-2  | @ San Diego St. (7)  |
| 5/2                                    | L | 1-2   | @ San Diego St. (7)  |
| 5/3                                    | W | 6-4   | @ San Diego St. (7)  |
| 5/3                                    | W | 5-2   | @ San Diego St. (7)  |
| 5/8                                    | W | 13-0  | Colorado St.         |
| 5/9                                    | W | 4-2   | Colorado St. (7)     |
| 5/9                                    | W | 9-0   | Colorado St. (7)     |
| 5/10                                   | W | 3-1   | Colorado St.         |
| <b>WAC Tournament (Honolulu)</b>       |   |       |                      |
| 5/14                                   | W | 7-1   | New Mexico           |
| 5/15                                   | W | 1-0   | San Diego St. (10)   |
| 5/16                                   | L | 2-7   | New Mexico           |
| 5/16                                   | W | 5-3   | New Mexico           |
| <b>NCAA West Regional (Tucson, AZ)</b> |   |       |                      |
| 5/22                                   | L | 0-8   | S. Eastern Louisiana |
| 5/23                                   | W | 10-3  | Arizona              |
| 5/24                                   | W | 10-3  | S. Eastern Louisiana |
| 5/24                                   | W | 9-3   | Washington           |
| 5/25                                   | W | 6-3   | Pepperdine           |
| 5/25                                   | L | 0-9   | Pepperdine           |

**1993 (34-25, 11-13 WAC)**

|  |   |       |                 |
|--|---|-------|-----------------|
| 1/26   | W | 9-7   | @ Hawai'i-Hilo  |
| 1/28   | W | 9-4   | Arizona St.     |
| 1/29   | L | 6-22  | Arizona St.     |
| 1/30   | L | 2-4   | Arizona St.     |
| 1/31   | L | 4-10  | Arizona St.     |
| 2/5  | W | 9-4   | USC             |
| 2/6  | W | 3-0   | USC             |
| 2/7  | W | 11-4  | USC             |
| 2/12   | W | 21-6  | California      |
| 2/13   | L | 2-3   | California (13) |
| 2/14   | L | 8-9   | California      |
| 2/15   | W | 9-5   | California      |
| 2/19   | W | 16-6  | Washington      |
| 2/20   | L | 1-3   | Washington      |
| 2/21   | W | 7-4   | Washington      |
| 2/26   | W | 9-2   | Santa Clara     |
| 2/27   | L | 8-9   | Santa Clara     |
| 2/28   | L | 3-9   | Santa Clara     |
| 3/2  | W | 7-6   | Fresno St.      |
| 3/3  | L | 6-8   | Fresno St.      |
| 3/4  | W | 5-4   | Fresno St.      |
| 3/5  | L | 6-8   | Illinois        |
| 3/6  | L | 6-8   | Illinois        |
| 3/7  | W | 11-5  | Illinois        |
| 3/11   | W | 4-0   | Washington St.  |
| 3/12   | W | 4-3   | Washington St.  |
| 3/13   | W | 14-6  | Washington St.  |
| 3/14   | W | 14-7  | Washington St.  |
| <b>Rainbow Easter Tournament</b>                     |   |       |                 |
| 3/21   | W | 12-1  | Northwestern    |
| 3/22   | W | 2-0   | Tulane          |
| 3/23   | W | 10-9  | Wichita St.     |
| 3/24   | W | 3-0   | Portland St.    |
| 3/25   | W | 4-1   | Lewis-Clark St. |
| 3/26   | W | 8-0   | Lewis-Clark St. |
| 3/27   | W | 4-2   | Wichita St.     |
| 4/2  | L | 9-11  | CS Northridge   |
| 4/3  | W | 6-0   | CS Northridge   |
| 4/4  | W | 3-1   | CS Northridge   |
| 4/10   | W | 6-2   | @ CS Sacramento |
| 4/10   | L | 4-1   | @ CS Sacramento |
| 4/12   | W | 13-5  | @ CS Sacramento |
| 4/16   | L | 2-3   | @ Fresno St.    |
| 4/17   | L | 4-5   | @ Fresno St.    |
| 4/18   | L | 3-4   | @ Fresno St.    |
| 4/23   | W | 3-1   | San Diego St.   |
| 4/24   | L | 3-8   | San Diego St.   |
| 4/25   | W | 6-4   | San Diego St.   |
| 4/30   | L | 8-9   | @ CS Northridge |
| 5/1  | L | 0-6   | @ CS Northridge |
| 5/2  | L | 10-11 | @ CS Northridge |
| 5/7  | W | 10-5  | CS Sacramento   |
| 5/8  | W | 7-1   | CS Sacramento   |
| 5/9  | L | 1-11  | CS Sacramento   |
| 5/14   | W | 4-1   | @ San Diego St. |
| 5/15   | L | 3-4   | @ San Diego St. |
| 5/16   | L | 4-5   | @ San Diego St. |
| <b>NCAA Central I Regional (College Station, TX)</b> |   |       |                 |
| 5/27   | W | 9-8   | North Carolina  |
| 5/28   | L | 4-9   | UCLA            |
| 5/29   | L | 8-10  | North Carolina  |




**1994 (28-28, 8-16 WAC)**

1/23 W 7-3 @ Hawai'i-Hilo  
 1/27 W 9-8 California  
 1/28 W 9-8 California (10)  
 1/29 W 6-3 California  
 1/30 W 10-3 California  
 2/3 L 3-11 Florida St.  
 2/4 L 4-6 Florida St.  
 2/5 W 6-1 Florida St.  
 2/6 L 3-9 Florida St.  
 2/11 W 14-8 Loyola Marymt.  
 2/12 W 4-3 Loyola Marymt.  
 2/13 L 6-7 Loyola Marymt.  
 2/18 W 6-3 Stanford  
 2/19 L 5-7 Stanford  
 2/20 L 7-11 Stanford  
 2/25 W 6-4 UCLA  
 2/26 W 9-8 UCLA (10)  
 2/27 W 8-7 UCLA  
 3/3 W 5-2 Washington St.  
 3/4 L 1-9 Washington St.  
 3/5 W 7-1 Washington St.  
 3/6 L 0-8 Washington St.  
 3/11 L 8-10 @ CS Northridge  
 3/12 L 4-14 @ CS Northridge  
 3/13 L 6-9 @ CS Northridge  
 3/18 W 10-8 San Diego St.  
 3/19 W 5-4 San Diego St. (10)  
 3/20 L 1-6 San Diego St.

**Rainbow Easter Tournament**

3/21 L 7-9 Washington  
 3/22 W 7-4 Oregon St.  
 3/23 L 3-7 Clemson  
 3/25 L 7-9 Grand Canyon (6)  
 3/25 W 11-3 Lewis-Clark St. (6)  
 3/26 W 13-4 Oregon St.  
 3/27 W 4-3 Washington  
 4/1 L 3-5 CS Sacramento  
 4/2 L 5-7 CS Sacramento  
 4/3 W 5-4 CS Sacramento  
 4/8 L 0-5 @ Fresno St.  
 4/9 L 3-7 @ Fresno St.  
 4/10 W 4-2 @ Fresno St.  
 4/15 L 1-2 CS Northridge  
 4/16 W 13-7 CS Northridge  
 4/17 L 3-7 CS Northridge  
 4/22 L 5-6 @ San Diego St. (15)  
 4/23 L 2-8 @ San Diego St.  
 4/24 L 9-10 @ San Diego St. (11)  
 4/29 L 2-5 Fresno St.  
 4/30 L 2-3 Fresno St.  
 5/1 L 7-9 Fresno St.  
 5/7 W 6-5 @ CS Sacramento  
 5/7 W 11-3 @ CS Sacramento  
 5/8 W 7-3 @ CS Sacramento  
 5/13 W 10-9 Hawai'i-Hilo  
 5/14 W 7-4 Hawai'i-Hilo (8)  
 5/15 L 5-6 Hawai'i-Hilo



**1995 (30-24, 12-17 WAC)**

1/20 L 1-5 UCLA  
 1/21 W 9-8 UCLA (12)  
 1/22 L 2-9 UCLA  
 1/27 W 4-2 Portland St.  
 1/28 W 4-2 Portland St.  
 1/29 W 5-0 Portland St.  
 2/3 W 3-1 San Jose St.  
 2/4 W 5-0 San Jose St.  
 2/5 W 5-1 San Jose St.  
 2/9 W 9-2 Brigham Young  
 2/10 W 6-0 Brigham Young  
 2/11 W 5-1 Brigham Young  
 2/12 W 15-5 Hawai'i-Hilo (Maui)  
 2/17 W 3-2 California  
 2/18 L 7-11 California  
 2/19 W 4-2 California  
 2/20 L 1-3 @ Hawai'i-Hilo  
 2/24 L 2-6 USC  
 2/25 W 3-2 USC (12)  
 2/26 W 4-1 USC  
 3/6 L 6-7 @ Cal Poly-SLO  
 3/6 L 3-7 @ Cal Poly-SLO  
 3/7 L 4-15 @ Cal Poly-SLO  
 3/11 L 1-5 @ Fresno St.  
 3/12 W 7-6 @ Fresno St. (10)  
 3/12 L 7-10 @ Fresno St.  
 3/17 L 1-8 San Diego St.  
 3/18 W 6-2 San Diego St.  
 3/19 W 10-5 San Diego St.  
 3/23 L 2-3 @ CS Northridge (11)  
 3/24 L 5-20 @ CS Northridge

**Rainbow Easter Tournament**

3/25 L 10-12 @ CS Northridge  
 3/27 W 7-0 Hawai'i-Hilo  
 3/28 W 10-5 San Francisco  
 3/29 L 1-5 Wichita St.  
 3/30 L 2-5 Grand Canyon  
 3/31 W 4-0 Meiji (Exbn.)  
 4/1 L 2-5 Meiji (Exbn.)  
 4/2 W 9-7 Grand Canyon  
 4/7 W 6-5 CS Sacramento  
 4/8 W 2-1 CS Sacramento  
 4/9 L 8-14 CS Sacramento  
 4/14 W 7-2 @ San Diego St.  
 4/15 L 4-10 @ San Diego St.  
 4/21 W 12-6 Fresno St.  
 4/22 L 5-14 Fresno St.  
 4/23 W 5-3 Fresno St.  
 4/28 L 3-6 CS Northridge  
 4/29 W 7-6 CS Northridge (10)  
 4/30 L 9-11 CS Northridge  
 5/4 L 2-3 @ CS Sacramento  
 5/5 L 3-9 @ CS Sacramento  
 5/6 L 0-2 @ CS Sacramento  
 5/12 W 9-5 Cal Poly-SLO  
 5/13 W 3-2 Cal Poly-SLO  
 5/14 W 7-6 Cal Poly-SLO




**1996 (29-26, 12-18 WAC)**

1/19 W 7-2 Washington St.  
 1/20 W 6-5 Washington St.  
 1/21 L 0-14 Washington St.  
 1/26 W 11-1 Stanford  
 1/27 L 0-16 Stanford  
 1/28 L 3-5 Stanford  
 2/2 L 5-11 Santa Clara  
 2/3 W 8-0 Santa Clara  
 2/4 W 8-1 Santa Clara  
 2/9 W 10-9 UCLA (10)  
 2/10 L 4-12 UCLA  
 2/11 L 6-11 UCLA  
 2/16 W 6-5 California  
 2/17 W 12-6 California  
 2/18 W 7-3 California  
 2/19 W 7-0 Hawai'i-Hilo (Kauai)  
 2/23 W 4-2 San Diego St.  
 2/24 L 6-7 San Diego St.  
 2/25 L 3-7 San Diego St.  
 3/1 W 6-5 @ CS Sacramento (11)  
 3/2 W 5-4 @ CS Sacramento  
 3/3 L 9-16 @ CS Sacramento  
 3/7 W 10-4 Loyola Marymt.  
 3/8 W 16-6 Loyola Marymt.  
 3/9 W 12-4 Loyola Marymt.  
 3/12 L 3-4 @ CS Northridge (7)  
 3/13 W 4-0 @ CS Northridge (7)\$  
 3/16 L 3-6 @ Cal Poly-SLO  
 3/17 W 3-2 @ Cal Poly-SLO  
 3/18 W 2-1 @ Cal Poly-SLO  
 3/22 L 4-7 Fresno St.  
 3/23 L 5-11 Fresno St.  
 3/24 L 3-18 Fresno St.

**Rainbow Easter Tournament**

3/25 W 4-2 Nittaidai (Exbn.)  
 3/26 L 3-4 Hawai'i-Hilo  
 3/27 W 8-7 Oregon St. (10)  
 3/28 W 4-1 Wright St.  
 3/29 L 9-13 Lewis-Clark St. (14)  
 3/30 W 15-9 Oregon St.  
 3/31 W 7-5 Lewis-Clark St.  
 4/5 W 7-3 CS Sacramento  
 4/6 W 15-6 CS Sacramento  
 4/7 W 9-8 CS Sacramento  
 4/12 L 3-6 CS Northridge (7)  
 4/12 W 6-0 CS Northridge (7)  
 4/13 L 5-17 CS Northridge  
 4/14 W 11-9 CS Northridge  
 4/19 L 3-4 @ San Diego St. (14)  
 4/20 W 8-4 @ San Diego St.  
 4/21 L 5-6 @ San Diego St.  
 4/26 L 2-8 Cal Poly-SLO  
 4/27 L 0-7 Cal Poly-SLO  
 4/28 L 3-11 Cal Poly-SLO  
 5/2 L 3-13 @ Fresno St.  
 5/3 L 3-12 @ Fresno St.  
 5/4 L 2-7 @ Fresno St.




**1997 (22-34, 14-16 WAC)**

1/16 W 3-2 Miami (Fla.) (10)  
 1/17 L 7-14 Miami (Fla.)  
 1/18 L 7-10 Miami (Fla.)  
 1/19 L 11-13 Miami (Fla.)  
 1/23 L 11-23 UCLA  
 1/24 L 0-10 UCLA  
 1/25 L 8-12 UCLA  
 1/30 L 5-6 California  
 1/31 L 3-11 California  
 2/1 W 15-8 California  
 2/7 L 4-14 Oregon St.  
 2/8 L 5-9 Oregon St.  
 2/9 W 11-3 Oregon St.  
 2/14 W 9-3 USC  
 2/15 L 3-4 USC  
 2/16 L 4-12 USC  
 2/21 L 4-5 Hawai'i-Hilo  
 2/22 W 15-14 Hawai'i-Hilo  
 2/23 L 4-10 Hawai'i-Hilo  
 2/28 L 9-12 @ San Jose St.  
 3/1 L 6-7 @ San Jose St. (7)  
 3/1 L 1-11 @ San Jose St.  
 3/7 L 4-5 Utah  
 3/8 L 7-13 Utah  
 3/9 L 3-10 Utah  
 3/14 L 23-25 @ New Mexico  
 3/15 L 10-19 @ New Mexico  
 3/16 W 16-8 @ New Mexico  
 3/21 L 3-9 Fresno St.  
 3/22 W 5-4 Fresno St.

**Rainbow Easter Tournament**

3/25 W 16-2 New Mexico (6)  
 3/26 L 3-10 Washington  
 3/26 W 6-5 CS Northridge  
 3/27 L 3-8 Wichita St.  
 3/28 W 10-8 Nebraska  
 3/29 L 5-6 Washington  
 3/30 L 2-8 CS Northridge  
 4/4 W 15-4 UNLV  
 4/5 W 7-6 UNLV  
 4/6 W 6-5 UNLV  
 4/11 W 8-2 @ San Diego St.  
 4/12 W 7-4 @ San Diego St.  
 4/13 L 4-9 @ San Diego St.  
 4/18 W 5-1 San Jose St.  
 4/19 L 3-9 San Jose St.  
 4/20 W 7-2 San Jose St.  
 4/25 W 13-6 @ Fresno St.  
 4/26 L 4-6 @ Fresno St.  
 4/27 W 6-4 @ Fresno St.  
 4/27 L 11-16 @ Fresno St.  
 5/1 W 18-11 @ Brigham Young  
 5/2 L 14-16 @ Brigham Young  
 5/3 L 7-8 @ Brigham Young  
 5/9 W 7-3 San Diego St.  
 5/10 L 7-8 San Diego St.  
 5/11 W 4-3 San Diego St. (10)



**1998 (34-22, 12-18 WAC)**


|                                  |   |       |                        |
|----------------------------------|---|-------|------------------------|
| 1/16                             | W | 11-5  | San Francisco          |
| 1/17                             | L | 8-12  | San Francisco (10)     |
| 1/18                             | W | 5-2   | San Francisco          |
| 1/22                             | W | 20-9  | CS Sacramento          |
| 1/23                             | W | 15-5  | CS Sacramento          |
| 1/24                             | W | 7-5   | CS Sacramento          |
| 1/29                             | W | 7-4   | UCLA                   |
| 1/30                             | W | 14-5  | UCLA                   |
| 1/31                             | W | 8-6   | UCLA                   |
| 2/6                              | W | 11-2  | Hawai'i-Hilo           |
| 2/7                              | W | 6-5   | Hawai'i-Hilo(Hanapepe) |
| 2/8                              | W | 16-10 | Hawai'i-Hilo (Kona)    |
| 2/11                             | L | 2-7   | Florida St.            |
| 2/12                             | L | 2-11  | Florida St.            |
| 2/13                             | W | 9-6   | Florida St.            |
| 2/14                             | W | 8-2   | Florida St.            |
| 2/20                             | W | 7-3   | Loyola Marymt.         |
| 2/21                             | W | 3-2   | Loyola Marymt.         |
| 2/22                             | W | 2-1   | Loyola Marymt.         |
| 2/27                             | L | 2-7   | @ San Jose St.         |
| 2/28                             | L | 8-23  | @ San Jose St.         |
| 3/1                              | W | 11-4  | @ San Jose St.         |
| 3/6                              | L | 10-16 | San Diego St.          |
| 3/7                              | L | 1-13  | San Diego St.          |
| 3/8                              | W | 7-6   | San Diego St.          |
| 3/13                             | L | 4-5   | @ Rice                 |
| 3/14                             | L | 6-7   | @ Rice (8)             |
| 3/15                             | L | 0-5   | @ Rice (7)             |
| 3/20                             | W | 5-1   | Fresno St.             |
| 3/21                             | L | 3-7   | Fresno St.             |
| 3/22                             | W | 6-5   | Fresno St.             |
| <b>Rainbow Easter Tournament</b> |   |       |                        |
| 3/23                             | W | 17-3  | Cal Poly-SLO           |
| 3/24                             | W | 5-0   | Lewis-Clark St.        |
| 3/25                             | W | 8-3   | Hawai'i-Hilo           |
| 3/26                             | W | 20-8  | Wright St.             |
| 3/27                             | W | 11-3  | Nebraska               |
| 3/28                             | W | 9-5   | Hawai'i-Hilo           |
| 3/29                             | L | 1-2   | Nebraska               |
| 4/3                              | L | 5-12  | @ Air Force            |
| 4/4                              | L | 17-19 | @ Air Force            |
| 4/5                              | W | 21-7  | @ Air Force            |
| 4/10                             | L | 3-8   | TCU                    |
| 4/11                             | W | 7-6   | TCU                    |
| 4/12                             | L | 4-9   | TCU                    |
| 4/17                             | W | 9-4   | Grand Canyon           |
| 4/18                             | W | 12-4  | Grand Canyon           |
| 4/19                             | W | 7-6   | Grand Canyon           |
| 4/25                             | W | 4-1   | @ Fresno St.           |
| 4/26                             | L | 9-24  | @ Fresno St.           |
| 4/27                             | L | 10-15 | @ Fresno St.           |
| 5/1                              | L | 4-5   | @ San Diego St.(11)    |
| 5/2                              | L | 3-10  | @ San Diego St.        |
| 5/3                              | L | 7-8   | @ San Diego St.        |
| 5/8                              | W | 8-7   | San Jose St.           |
| 5/9                              | W | 10-3  | San Jose St.           |
| 5/10                             | L | 2-5   | San Jose St.           |

**1999 (37-20, 15-14 WAC)**


|                                    |   |       |                     |
|------------------------------------|---|-------|---------------------|
| 1/22                               | W | 3-0   | UCLA                |
| 1/23                               | W | 6-0   | UCLA                |
| 1/24                               | W | 5-3   | UCLA                |
| 1/28                               | W | 9-3   | California          |
| 1/29                               | W | 5-2   | California          |
| 1/30                               | W | 4-1   | California          |
| 2/4                                | L | 4-12  | CS Sacramento       |
| 2/5                                | W | 10-3  | CS Sacramento       |
| 2/6                                | W | 21-4  | CS Sacramento       |
| 2/12                               | L | 1-2   | St. Mary's (CA)     |
| 2/13                               | W | 7-1   | St. Mary's (CA)     |
| 2/14                               | W | 20-3  | St. Mary's (CA)     |
| 2/19                               | W | 4-2   | Wichita St.         |
| 2/20                               | W | 4-3   | Wichita St. (10)    |
| 2/21                               | W | 9-1   | Wichita St.         |
| 2/26                               | L | 5-6   | @ TCU               |
| 2/27                               | L | 0-10  | @ TCU               |
| 2/28                               | L | 7-8   | @ TCU (11)          |
| 3/4                                | W | 3-2   | Brigham Young       |
| 3/5                                | L | 5-7   | Brigham Young       |
| 3/6                                | W | 7-6   | Brigham Young       |
| 3/12                               | L | 3-9   | @ San Jose St.      |
| 3/13                               | L | 7-9   | @ San Jose St.      |
| 3/14                               | L | 2-3   | @ San Jose St.      |
| 3/19                               | W | 11-5  | Fresno St.          |
| 3/20                               | W | 7-3   | Fresno St.          |
| 3/21                               | L | 4-6   | Fresno St.          |
| <b>Rainbow Easter Tournament</b>   |   |       |                     |
| 3/22                               | W | 11-5  | Fresno St.          |
| 3/23                               | W | 9-5   | Northwestern        |
| 3/24                               | W | 10-5  | Nittaidai (Exb.)    |
| 3/25                               | L | 4-5   | Hawai'i-Hilo        |
| 3/26                               | W | 3-1   | Hawai'i Pacific     |
| 3/27                               | W | 12-2  | Hawai'i Pacific     |
| 3/28                               | W | 5-3   | Fresno St.          |
| 4/1                                | L | 3-12  | UNLV                |
| 4/2                                | L | 3-5   | UNLV                |
| 4/3                                | W | 3-1   | UNLV                |
| 4/6                                | W | 15-13 | @ Air Force         |
| 4/7                                | W | 8-5   | @ Air Force         |
| 4/8                                | W | 34-11 | @ Air Force         |
| 4/16                               | W | 17-1  | Hawai'i-Hilo        |
| 4/17                               | L | 2-4   | Hawai'i-Hilo (Maui) |
| 4/18                               | W | 8-5   | @ Hawai'i-Hilo      |
| 4/23                               | L | 3-7   | Rice                |
| 4/24                               | L | 3-12  | Rice                |
| 4/25                               | L | 0-2   | Rice                |
| 4/29                               | W | 13-8  | @ Utah              |
| 4/30                               | W | 6-5   | @ Utah              |
| 5/1                                | W | 12-11 | @ Utah              |
| 5/4                                | W | 4-3   | @ San Diego (11)    |
| 5/6                                | W | 4-3   | @ San Diego St.     |
| 5/7                                | L | 4-6   | @ San Diego St.     |
| 5/8                                | W | 11-10 | @ San Diego St.     |
| 5/14                               | W | 7-4   | New Mexico          |
| 5/15                               | W | 4-2   | New Mexico          |
| <b>WAC Tournament (Fresno, CA)</b> |   |       |                     |
| 5/19                               | L | 5-9   | TCU                 |
| 5/20                               | W | 7-6   | New Mexico          |
| 5/21                               | L | 10-12 | TCU                 |

**2000 (28-28, 15-15 WAC)**

|                                  |   |       |                             |
|----------------------------------|---|-------|-----------------------------|
| 1/20                             | L | 6-12  | Florida                     |
| 1/21                             | L | 1-10  | Florida                     |
| 1/22                             | L | 7-8   | Florida                     |
| 1/27                             | W | 13-6  | San Diego                   |
| 1/28                             | W | 8-1   | San Diego                   |
| 1/29                             | L | 3-9   | San Diego                   |
| 2/3                              | L | 3-15  | UCLA                        |
| 2/4                              | L | 3-10  | UCLA                        |
| 2/5                              | L | 3-9   | UCLA                        |
| 2/11                             | L | 3-4   | San Francisco (11)          |
| 2/12                             | W | 5-3   | San Francisco               |
| 2/13                             | L | 4-10  | San Francisco               |
| 2/18                             | W | 9-5   | Santa Clara                 |
| 2/19                             | L | 11-12 | Santa Clara (10)            |
| 2/20                             | W | 13-2  | Santa Clara                 |
| 2/25                             | W | 9-3   | CS Sacramento               |
| 2/26                             | W | 3-2   | CS Sacramento               |
| 2/27                             | W | 2-1   | CS Sacramento               |
| 3/4                              | W | 10-9  | Rice                        |
| 3/5                              | L | 4-8   | Rice                        |
| 3/6                              | W | 10-3  | Rice                        |
| 3/10                             | W | 6-2   | TCU                         |
| 3/11                             | W | 3-2   | TCU                         |
| 3/12                             | W | 14-6  | TCU                         |
| 3/15                             | W | 13-1  | CS Sacramento(Stockton, CA) |
| 3/17                             | W | 9-4   | @ Fresno St.                |
| 3/18                             | L | 2-6   | @ Fresno St.                |
| 3/19                             | W | 7-0   | @ Fresno St.                |
| 3/24                             | L | 3-9   | San Jose St.                |
| 3/25                             | W | 9-2   | San Jose St.                |
| 3/26                             | L | 1-6   | San Jose St.                |
| <b>Rainbow Easter Tournament</b> |   |       |                             |
| 3/27                             | W | 11-8  | Lewis-Clark St.             |
| 3/28                             | L | 2-3   | Winthrop                    |
| 3/29                             | W | 5-2   | Pepperdine                  |
| 3/30                             | L | 5-9   | Lewis-Clark St.             |
| 3/31                             | W | 11-2  | Winthrop                    |
| 4/2                              | W | 4-0   | Pepperdine                  |
| 4/2                              | L | 4-5   | Lewis-Clark St.             |
| 4/7                              | L | 3-4   | @ San Jose St.              |
| 4/8                              | L | 0-4   | @ San Jose St.              |
| 4/9                              | L | 2-11  | @ San Jose St.              |
| 4/15                             | W | 8-7   | Fresno St.                  |
| 4/16                             | L | 2-9   | Fresno St.                  |
| 4/17                             | L | 4-7   | Fresno St.                  |
| 4/22                             | L | 3-7   | @ Rice                      |
| 4/23                             | L | 3-7   | @ Rice                      |
| 4/24                             | L | 0-4   | @ Rice                      |
| 4/27                             | L | 1-4   | @ TCU                       |
| 4/28                             | L | 1-7   | @ TCU                       |
| 4/29                             | W | 7-6   | @ TCU                       |
| 5/5                              | W | 15-4  | @ Hawai'i-Hilo              |
| 5/6                              | W | 2-0   | @ Hawai'i-Hilo              |
| 5/7                              | W | 3-2   | vs. Hawai'i-Hilo (Kona)     |
| 5/12                             | W | 3-2   | Hawai'i-Hilo                |
| 5/13                             | W | 9-6   | Hawai'i-Hilo                |
| 5/14                             | L | 2-7   | Hawai'i-Hilo                |

**2001 (29-27, 16-20 WAC)**

|                                  |   |      |                       |
|----------------------------------|---|------|-----------------------|
| 1/25                             | W | 8-7  | CS Sacramento (11)    |
| 1/26                             | W | 5-1  | CS Sacramento         |
| 1/27                             | L | 8-11 | CS Sacramento         |
| 2/1                              | W | 9-8  | UCLA                  |
| 2/2                              | L | 3-16 | UCLA                  |
| 2/3                              | L | 2-12 | UCLA                  |
| 2/9                              | L | 0-5  | Louisville            |
| 2/10                             | W | 10-2 | Louisville            |
| 2/11                             | W | 4-0  | Louisville            |
| 2/15                             | W | 5-2  | Nevada                |
| 2/16                             | W | 10-9 | Nevada                |
| 2/17                             | L | 4-6  | Nevada                |
| 2/24                             | L | 2-6  | @ Fresno St.          |
| 2/25                             | L | 5-6  | @ Fresno St. (11)     |
| 2/26                             | L | 4-8  | @ Fresno St.          |
| 3/1                              | L | 3-6  | @ San Jose St.        |
| 3/2                              | L | 4-8  | @ San Jose St.        |
| 3/3                              | L | 0-7  | @ San Jose St.        |
| 3/8                              | L | 4-10 | Rice                  |
| 3/9                              | L | 2-13 | Rice                  |
| 3/10                             | W | 4-3  | Rice                  |
| 3/17                             | L | 5-8  | TCU                   |
| 3/18                             | L | 3-13 | TCU                   |
| 3/19                             | L | 8-11 | TCU                   |
| 3/23                             | W | 4-0  | San Jose St.          |
| 3/24                             | W | 4-1  | San Jose St.          |
| 3/25                             | W | 6-5  | San Jose St.          |
| 3/26                             | W | 13-1 | Centenary             |
| <b>Rainbow Easter Tournament</b> |   |      |                       |
| 3/27                             | L | 4-13 | UC Santa Barbara      |
| 3/28                             | W | 4-2  | Wichita St.           |
| 3/29                             | W | 12-3 | Centenary             |
| 3/30                             | W | 6-5  | Lewis-Clark St.       |
| 3/31                             | W | 6-3  | Hawai'i Pacific       |
| 4/1                              | L | 6-7  | UC Santa Barbara (11) |
| 4/7                              | L | 3-10 | Fresno St.            |
| 4/8                              | W | 5-4  | Fresno St. (10)       |
| 4/9                              | L | 3-13 | Fresno St.            |
| 4/14                             | W | 11-4 | @ TCU                 |
| 4/15                             | L | 4-5  | @ TCU                 |
| 4/16                             | L | 5-6  | @ TCU                 |
| 4/19                             | W | 4-2  | @ Rice                |
| 4/20                             | L | 0-10 | @ Rice                |
| 4/21                             | W | 7-3  | @ Rice                |
| 4/27                             | W | 7-3  | Oregon St.            |
| 4/28                             | L | 7-18 | Oregon St.            |
| 4/29                             | W | 12-9 | Oregon St.            |
| 5/1                              | W | 9-7  | @ CS Sacramento       |
| 5/3                              | L | 6-11 | @ Nevada              |
| 5/4                              | L | 7-12 | @ Nevada              |
| 5/5                              | L | 5-8  | @ Nevada              |
| 5/11                             | W | 6-4  | @ Hawai'i-Hilo        |
| 5/12                             | W | 15-4 | @ Hawai'i-Hilo        |
| 5/13                             | W | 5-3  | @ Hawai'i-Hilo        |
| 5/17                             | W | 11-2 | Hawai'i-Hilo          |
| 5/18                             | W | 16-2 | Hawai'i-Hilo          |
| 5/19                             | W | 9-8  | Hawai'i-Hilo          |



**2002 (16-40, 5-25 WAC)**

1/30 W 3-2 Florida St.  
 1/31 L 5-8 Florida St.  
 2/1 L 4-7 Florida St.  
 2/2 L 1-12 Florida St.  
 2/8 W 6-3 Sacramento St.  
 2/9 L 2-5 Sacramento St. (13)  
 2/10 L 3-5 Sacramento St.  
 2/15 W 6-4 UCLA  
 2/16 W 7-6 UCLA (11)  
 2/17 W 8-7 UCLA (10)  
 2/21 L 6-7 Brigham Young  
 2/22 W 10-5 Brigham Young  
 2/23 L 3-4 Brigham Young  
 3/1 L 1-8 UC-Irvine  
 3/2 L 5-12 UC-Irvine  
 3/3 W 6-5 UC-Irvine (12)  
 3/8 L 7-9 Rice  
 3/9 L 3-6 Rice  
 3/10 L 4-13 Rice  
 3/15 L 9-10 @ Hawai'i-Hilo (12)  
 3/16 L 4-6 @ Hawai'i-Hilo  
 3/17 L 5-7 @ Hawai'i-Hilo  
 3/18 L 1-3 @ Hawai'i-Hilo  
 3/22 W 5-1 San Jose St.  
 3/23 L 7-11 San Jose St.  
 3/24 L 2-10 San Jose St.

**Rainbow Easter Tournament**

3/26 W 2-1 Birmingham-Southern  
 3/27 L 7-12 UC-Riverside  
 3/28 L 0-12 San Jose St.  
 3/29 W 14-4 Hawai'i Pacific  
 3/30 W 7-2 Hawai'i-Hilo  
 3/31 W 14-3 Lewis-Clark St.  
 4/4 W 10-6 Nevada  
 4/5 L 0-5 Nevada  
 4/6 L 4-5 Nevada  
 4/13 W 6-4 @ Louisiana Tech  
 4/14 L 5-6 @ Louisiana Tech  
 4/15 L 1-2 @ Louisiana Tech  
 4/18 L 4-9 @ Rice  
 4/19 L 1-9 @ Rice  
 4/20 L 6-7 @ Rice (11)  
 4/26 W 6-2 Fresno St.  
 4/27 L 4-5 Fresno St.  
 4/28 L 1-6 Fresno St.  
 5/3 L 1-8 @ San Jose St.  
 5/4 L 4-13 @ San Jose St.  
 5/5 L 3-4 @ San Jose St.  
 5/9 W 8-4 Louisiana Tech  
 5/10 L 0-7 Louisiana Tech  
 5/11 L 6-8 Louisiana Tech  
 5/18 L 10-14 @ Nevada  
 5/19 L 2-11 @ Nevada  
 5/20 L 1-14 @ Nevada  
 5/24 L 3-5 @ Fresno St.  
 5/25 L 2-6 @ Fresno St.  
 5/26 L 5-6 @ Fresno St.




**2003 (30-26, 11-19 WAC)**

2/7 W 11-5 UCLA  
 2/8 L 4-5 UCLA  
 2/9 W 8-3 UCLA  
 2/11 W 8-2 UH-Hilo  
 2/14 W 3-2 Sacramento St.  
 2/15 W 2-0 Sacramento St.  
 2/16 W 8-7 Sacramento St.  
 2/21 W 7-3 Wichita St.  
 2/22 L 3-4 Wichita St.  
 2/23 L 4-6 Wichita St.  
 2/26 W 9-3 Hawaii Pacific  
 3/1 W 9-2 UH-Hilo  
 3/2 W 18-2 UH-Hilo  
 3/5 W 4-1 @ San Francisco  
 3/7 L 3-6 @ Fresno St.  
 3/8 W 13-8 @ Fresno St.  
 3/9 L 4-5 @ Fresno St.  
 3/11 W 8-4 Hawaii Pacific  
 3/14 L 4-9 Rice  
 3/15 L 2-9 Rice  
 3/16 L 1-11 Rice  
 3/18 W 6-2 Coastal Carolina  
 3/19 L 5-8 Coastal Carolina  
 3/21 L 1-5 Nevada  
 3/22 L 4-6 Nevada  
 3/23 L 3-4 Nevada

**Rainbow Easter Tournament**

3/25 W 9-1 Western Illinois  
 3/26 L 2-3 Lewis-Clark St. (10)  
 3/27 L 4-11 Air Force  
 3/28 W 8-7 Air Force (10)  
 3/29 W 13-2 Western Illinois  
 4/4 L 4-12 @ Rice  
 4/5 L 0-2 @ Rice  
 4/6 L 1-8 @ Rice  
 4/8 W 3-1 @ Centenary  
 4/10 L 5-6 @ Louisiana Tech  
 4/11 L 6-7 @ Louisiana Tech  
 4/12 W 4-1 @ Louisiana Tech  
 4/15 W 12-4 UH-Hilo  
 4/18 W 3-0 Fresno St.  
 4/19 W 7-5 Fresno St.  
 4/20 W 2-0 Fresno St.  
 4/25 W 3-2 San Jose St.  
 4/26 W 9-2 San Jose St.  
 4/27 L 3-5 San Jose St.  
 4/30 W 10-7 @ Sacramento St.  
 5/2 L 1-3 @ Nevada  
 5/3 L 5-10 @ Nevada  
 5/4 L 8-13 @ Nevada  
 5/9 L 1-3 Louisiana Tech  
 5/10 W 8-1 Louisiana Tech  
 5/11 W 11-1 Louisiana Tech  
 5/21 L 0-2 @ UC Irvine  
 5/23 W 5-4 @ San Jose St.  
 5/24 W 7-6 @ San Jose St.  
 5/25 L 5-8 @ San Jose St.




**2004 (31-24, 13-16 WAC)**

1/30 L 4-7 Texas  
 1/31 L 9-13 Texas (11)  
 2/1 L 1-10 Texas  
 2/6 L 3-4 CS Northridge  
 2/7 W 11-0 CS Northridge  
 2/8 L 1-8 CS Northridge  
 2/13 W 14-6 Fla. International  
 2/14 W 5-4 Fla. International  
 2/15 W 7-3 Fla. International  
 2/17 W 10-2 Hawai'i Pacific  
 2/20 W 6-3 UH-Hilo  
 2/21 W 15-3 UH-Hilo  
 2/22 W 14-5 UH-Hilo  
 2/28 W 5-0 San Francisco  
 2/28 L 1-14 San Francisco  
 2/29 L 4-7 San Francisco

**Rainbow Baseball Tournament**

3/2 W 12-1 Chicago St.  
 3/3 W 10-1 Oregon St.  
 3/4 W 6-3 The Citadel  
 3/5 W 14-0 Chicago St.  
 3/6 W 7-3 Oregon St.  
 3/19 L 3-5 @ Rice  
 3/20 L 0-3 @ Rice  
 3/21 W 5-3 @ Rice  
 3/25 L 6-7 @ Louisiana Tech  
 3/26 W 13-7 @ Louisiana Tech  
 3/27 W 8-1 @ Louisiana Tech  
 4/2 L 4-5 San Jose St.  
 4/3 W 3-0 San Jose St.  
 4/4 W 6-1 San Jose St.  
 4/6 L 3-6 Sacramento St.  
 4/7 W 5-4 Sacramento St.  
 4/16 W 8-4 Louisiana Tech  
 4/17 W 9-1 Louisiana Tech  
 4/18 L 0-1 Louisiana Tech  
 4/21 W 6-5 @ San Francisco  
 4/22 W 4-2 @ Fresno St.  
 4/23 L 0-2 @ Fresno St.  
 4/24 L 8-13 @ Fresno St.  
 4/29 W 1-0 Nevada  
 4/30 W 8-4 Nevada  
 5/1 L 3-8 Nevada  
 5/4 W 8-7 Hawai'i Pacific  
 5/7 W 7-5 Rice  
 5/8 W 6-5 Rice  
 5/9 L 1-13 Rice  
 5/13 L 2-7 Fresno St.  
 5/14 L 4-8 Fresno St.  
 5/21 L 10-17 @ Nevada  
 5/22 W 13-7 @ Nevada  
 5/23 L 3-10 @ Nevada  
 5/25 W 12-10 @ Pacific  
 5/28 L 0-8 @ San Jose St.  
 5/29 L 9-10 @ San Jose St.  
 5/30 L 4-6 @ San Jose St.






**2005 (28-27, 15-14 WAC)**

2/10 W 4-1 Alabama  
 2/12 L 5-9 Alabama  
 2/12 W 3-2 Alabama  
 2/13 L 2-3 Alabama  
 2/17 W 9-3 Pacific  
 2/18 W 10-2 Pacific  
 2/19 W 9-8 Pacific (10)  
 2/20 L 1-2 Pacific (13)  
 2/24 L 3-14 Washington St.  
 2/25 W 6-1 Washington St.  
 2/26 W 10-9 Washington St. (10)  
 2/27 L 1-7 Washington St.

**Rainbow Baseball Tournament**

3/1 L 5-8 Sacramento St.  
 3/2 L 2-3 UC Davis  
 3/3 W 9-0 South Florida  
 3/4 L 2-3 Wichita St.  
 3/5 W 12-1 Louisiana-Lafayette  
 3/10 W 15-0 Florida St.  
 3/11 W 7-6 Florida St.  
 3/12 W 9-6 Florida St.  
 3/15 L 3-4 Winthrop (15)  
 3/16 L 3-11 Winthrop  
 3/18 W 8-6 Louisiana Tech  
 3/19 L 2-5 Louisiana Tech  
 3/20 L 6-9 Louisiana Tech  
 3/23 L 2-7 @ Pacific  
 3/25 L 3-6 @ Fresno St.  
 3/26 L 3-6 @ Fresno St.  
 3/27 L 3-5 @ Fresno St.  
 4/2 L 2-6 San Jose St.  
 4/3 W 6-5 San Jose St.  
 4/4 W 3-2 San Jose St.  
 4/6 L 4-7 @ San Francisco  
 4/8 L 5-7 @ Nevada  
 4/9 L 7-11 @ Nevada  
 4/10 W 8-7 @ Nevada  
 4/13 W 3-1 Hawai'i Pacific  
 4/15 W 3-2 Rice  
 4/16 L 0-4 Rice  
 4/17 L 1-3 Rice  
 4/20 L 0-11 @ California  
 4/22 W 1-0 @ San Jose St.  
 4/23 W 17-6 @ San Jose St.  
 4/24 W 4-3 @ San Jose St.  
 4/28 W 11-9 Nevada  
 4/29 W 7-6 Nevada  
 4/30 W 8-0 Nevada  
 5/12 W 4-1 Fresno St.  
 5/13 L 4-8 Fresno St.  
 5/14 L 3-7 Fresno St.  
 5/20 W 7-4 @ Rice  
 5/21 L 6-7 @ Rice  
 5/22 L 11-14 @ Rice  
 5/27 W 5-4 @ Louisiana Tech  
 5/28 W 7-4 @ Louisiana Tech



**2006 (45-17, 17-6 WAC)**

2/1 W 6-2 San Diego St.  
 2/2 W 11-9 San Diego St.  
 2/3 W 9-7 San Diego St.  
 2/4 L 5-7 San Diego St.  
 2/10 W 4-3 UC Irvine  
 2/11 L 0-1 UC Irvine  
 2/12 W 3-1 UC Irvine  
 2/14 W 11-10 Hawai'i Pacific (10)  
 2/17 W 3-1 @ Loyola Marymt.  
 2/18 W 11-2 @ Loyola Marymt.  
 2/19 W 11-4 @ Loyola Marymt.  
 2/24 W 4-3 Southern California  
 2/25 W 7-3 Southern California  
 2/26 L 3-4 Southern California

**Rainbow Baseball Tournament**

3/1 L 9-15 Texas-Arlington  
 3/1 W 10-6 Washington  
 3/2 L 1-5 Arkansas  
 3/4 W 8-7 Washington  
 3/4 L 7-8 Washington (9)  
 3/10 W 3-2 Western Illinois  
 3/11 W 5-1 Western Illinois  
 3/11 W 7-1 Western Illinois (7)  
 3/12 W 11-1 Western Illinois (7)  
 3/13 W 3-0 Western Illinois (5)  
 3/17 L 1-6 Louisiana Tech  
 3/18 L 4-5 Louisiana Tech  
 3/21 W 5-2 @ UH-Hilo  
 3/22 W 13-5 @ UH-Hilo  
 3/27 W 8-6 UC Santa Barbara  
 3/27 W 3-0 UC Santa Barbara  
 3/31 L 5-7 San Jose St. (12)  
 4/1 W 6-5 San Jose St. (13)  
 4/2 W 7-3 San Jose St.  
 4/7 W 5-3 @ Fresno St.  
 4/8 L 1-6 @ Fresno St.  
 4/9 L 2-13 @ Fresno St.  
 4/14 W 13-4 @ Nevada  
 4/15 W 8-5 @ Nevada  
 4/21 W 6-0 New Mexico St.  
 4/22 W 10-3 New Mexico St.  
 4/23 L 3-5 New Mexico St.  
 4/28 W 3-2 Sacramento St.  
 4/29 W 5-2 Sacramento St.  
 4/30 W 5-2 Sacramento St.  
 5/2 W 11-2 @ Grambling St.  
 5/4 W 9-1 @ Louisiana Tech  
 5/5 W 9-2 @ Louisiana Tech  
 5/6 W 5-3 @ Louisiana Tech  
 5/6 W 7-6 @ Louisiana Tech  
 5/16 L 1-15 @ San Francisco  
 5/19 W 11-1 @ San Jose St.  
 5/20 W 6-0 @ San Jose St.  
 5/21 W 3-1 @ San Jose St.

**WAC Tournament (Fresno, CA)**

5/25 W 8-0 Louisiana Tech  
 5/26 L 3-10 Nevada  
 5/27 W 8-2 Louisiana Tech  
 5/27 W 11-2 Nevada  
 5/28 L 4-8 @ Fresno St.

**NCAA Regional (Corvallis, OR)**

6/2 L 6-9 Kansas  
 6/3 W 5-3 Wright St.  
 6/4 W 9-5 Kansas  
 6/4 L 3-12 @ Oregon St.

**2007 (34-25, 11-13 WAC)**

1/26 W 8-1 Santa Clara  
 1/27 W 5-4 Santa Clara  
 1/28 L 2-3 Santa Clara  
 2/1 L 11-13 Georgia Southern  
 2/2 W 5-3 Georgia Southern  
 2/3 W 2-1 Georgia Southern  
 2/9 W 13-1 Pacific  
 2/10 W 4-3 Pacific  
 2/11 W 8-3 Pacific  
 2/16 L 1-3 @ UC Santa Barbara  
 2/17 W 5-1 @ UC Santa Barbara  
 2/18 W 9-2 @ UC Santa Barbara  
 2/23 L 1-7 Wichita St.  
 2/24 L 4-10 Wichita St.  
 2/25 L 4-5 Wichita St.  
 3/1 W 20-1 Chicago St.  
 3/2 W 7-2 Chicago St.  
 3/3 W 20-3 Chicago St. (7)  
 3/3 W 3-2 Chicago St.  
 3/4 W 16-1 Chicago St.  
 3/9 L 1-2 Arizona  
 3/10 W 4-0 Arizona  
 3/11 L 1-3 Arizona  
 3/16 W 9-2 Wisc-Milwaukee  
 3/17 W 10-3 Wisc-Milwaukee  
 3/17 W 5-3 Wisc-Milwaukee (7)  
 3/18 W 9-2 Wisc-Milwaukee  
 3/23 W 5-3 Nevada  
 3/24 L 4-5 Nevada  
 3/25 W 5-4 Nevada  
 3/30 L 1-9 San Jose St.  
 3/31 L 1-2 San Jose St.  
 4/1 W 6-0 San Jose St.  
 4/5 W 9-6 @ Sacramento St.  
 4/6 W 12-9 @ Sacramento St. (10)  
 4/7 L 5-8 @ Sacramento St.  
 4/10 L 3-4 @ Pacific  
 4/13 W 9-8 @ Fresno St.  
 4/15 L 5-6 @ Fresno St.  
 4/15 L 3-4 @ Fresno St.  
 4/20 W 7-4 Louisiana Tech  
 4/21 L 9-10 Louisiana Tech  
 4/22 W 7-2 Louisiana Tech  
 4/25 L 2-9 @ Arizona St.  
 4/27 W 21-6 @ New Mexico St.  
 4/28 L 6-8 @ New Mexico St.  
 4/28 L 4-9 @ New Mexico St.  
 5/3 W 10-1 @ UH-Hilo  
 5/4 W 8-0 @ UH-Hilo  
 5/5 W 7-2 @ UH-Hilo  
 5/12 L 5-7 @ Nevada  
 5/13 L 3-5 @ Nevada  
 5/14 L 2-7 @ Nevada  
 5/19 L 5-7 Fresno St. (10)  
 5/20 W 7-6 Fresno St.  
 5/21 W 1-0 Fresno St.

**WAC Tournament (Reno, NV)**

5/24 L 1-11 @ Nevada (7)  
 5/25 W 19-7 Sacramento St. (7)  
 5/26 L 6-8 @ Nevada (11)

**2008 (29-31, 18-14 WAC)**

2/15 W 5-4 UH-Hilo (11)  
 2/16 W 9-2 UH-Hilo  
 2/17 L 3-4 UH-Hilo  
 2/22 W 10-4 San Francisco  
 2/23 W 9-6 San Francisco  
 2/23 L 5-6 San Francisco  
 2/24 L 3-11 San Francisco  
**Coca-Cola Classic (Surprise, AZ)**  
 2/28 W 7-3 No. Illinois  
 2/29 L 0-3 Arizona St.  
 3/1 L 5-11 Michigan  
 3/1 L 8-15 Portland  
 3/7 L 3-4 Long Beach St. (12)  
 3/8 L 2-4 Long Beach St.  
 3/9 L 4-8 Long Beach St.  
 3/11 W 4-3 UAB  
 3/12 W 3-1 UAB  
 3/14 L 0-9 @ UC-Irvine  
 3/15 L 3-14 @ UC-Irvine  
 3/15 L 4-13 @ UC-Irvine  
 3/18 L 1-6 San Diego  
 3/20 W 4-0 Fresno St.  
 3/21 W 2-0 Fresno St.  
 3/22 L 0-5 Fresno St.  
 3/22 L 2-4 Fresno St. (10)  
 3/28 L 2-4 @ Sacramento St.  
 3/29 L 4-6 @ Sacramento St.  
 3/29 L 2-5 @ Sacramento St.  
 3/30 L 6-10 @ Sacramento St.  
 4/1 W 5-2 @ Stanford  
 4/4 W 10-8 @ San Jose St. (15)  
 4/5 W 12-5 @ San Jose St.  
 4/5 L 0-4 @ San Jose St.  
 4/6 W 6-2 @ San Jose St.  
 4/10 W 4-2 New Mexico St.  
 4/11 W 8-3 New Mexico St.  
 4/12 L 3-9 New Mexico St.  
 4/12 W 5-1 New Mexico St.  
 4/18 W 10-4 Nevada  
 4/19 W 13-3 Nevada (7)  
 4/19 L 3-4 Nevada  
 4/20 W 4-0 Nevada  
 4/25 W 13-7 @ Louisiana Tech  
 4/26 W 8-4 @ Louisiana Tech  
 4/26 L 4-14 @ Louisiana Tech (7)  
 4/27 L 9-10 @ Louisiana Tech  
 5/2 W 8-3 Sacramento St.  
 5/3 W 3-1 Sacramento St.  
 5/3 L 3-7 Sacramento St.  
 5/4 W 8-7 Sacramento St.  
 5/8 L 5-7 @ New Mexico St.  
 5/9 L 8-13 @ New Mexico St.  
 5/10 W 17-10 @ New Mexico St.  
 5/10 W 15-14 @ New Mexico St.  
 5/15 L 1-5 Utah Valley  
 5/16 W 9-6 Utah Valley  
 5/17 L 0-2 Utah Valley

**WAC Tournament (Ruston, LA)**

5/22 W 11-7 New Mexico St.  
 5/23 W 14-5 Nevada  
 5/24 L 4-11 Fresno St.  
 5/25 L 7-12 Nevada

**2009 (32-26, 11-12 WAC)**

2/20 L 1-5 UC Irvine  
 2/21 L 4-5 UC Irvine  
 2/21 L 4-5 UC Irvine (7)  
 2/22 W 7-4 UC Irvine  
 2/26 W 6-2 @ Minnesota  
 2/27 W 3-2 vs Washington  
 2/28 L 4-10 vs UC Santa Barbara  
 3/1 L 4-5 @ Minnesota  
 3/5 L 1-3 Mississippi St.  
 3/6 W 7-4 Mississippi St.  
 3/7 W 10-5 Mississippi St.  
 3/8 W 11-5 Mississippi St.  
 3/12 W 6-5 Loyola Marymount (10)  
 3/13 W 3-2 Loyola Marymount  
 3/14 W 9-5 Loyola Marymount  
 3/15 W 6-5 Loyola Marymount  
 3/20 W 9-7 vs Washington (10)  
 3/20 L 2-13 vs Portland  
 3/21 W 3-1 vs Oregon  
 3/22 W 9-8 vs Portland (12)  
 3/23 L 4-8 @ Oregon St.  
 3/26 L 0-4 Coastal Carolina  
 3/27 W 5-4 Coastal Carolina  
 3/27 W 7-1 Coastal Carolina  
 3/28 W 4-3 Coastal Carolina  
 4/3 W 3-0 San Jose St.  
 4/4 W 7-5 San Jose St.  
 4/4 L 2-3 San Jose St. (7)  
 4/5 W 7-4 San Jose St.  
 4/7 W 8-4 @ Santa Clara  
 4/9 L 12-14 @ Nevada (12)  
 4/10 W 13-11 @ Nevada  
 4/11 L 5-10 @ Nevada  
 4/17 W 5-4 Sacramento St.  
 4/18 L 1-2 Sacramento St.  
 4/18 W 7-2 Sacramento St. (7)  
 4/19 W 8-4 Sacramento St.  
 4/21 L 2-17 Arizona St.  
 4/24 W 12-10 @ New Mexico St.  
 4/25 L 6-16 @ New Mexico St. (8)  
 4/25 W 8-7 @ New Mexico St. (10)  
 4/26 L 9-20 @ New Mexico St. (7)  
 4/30 L 1-5 Louisiana Tech  
 5/1 L 5-8 Louisiana Tech  
 5/2 L 4-8 Louisiana Tech  
 5/3 L 7-8 Louisiana Tech  
 5/5 W 10-3 @ St. Mary's  
 5/7 L 9-17 @ Fresno St.  
 5/8 L 11-14 @ Fresno St.  
 5/9 W 15-10 @ Fresno St.  
 5/9 W 15-6 @ Fresno St. (7)  
 5/14 W 7-2 Utah Valley  
 5/15 W 4-1 Utah Valley  
 5/16 L 1-12 Utah Valley  
 5/17 L 2-10 Utah Valley  
 5/21 L 3-4 Louisiana Tech  
 5/22 W 5-4 Nevada (10)  
 5/23 L 3-10 Fresno St.

( ) Denotes extra-inning games and games less than nine innings.


& Denotes game suspended @ CSS and completed on 4/5 @ UH.

\$ Denotes game suspended @ CSN and completed on 4/13 @ UH.

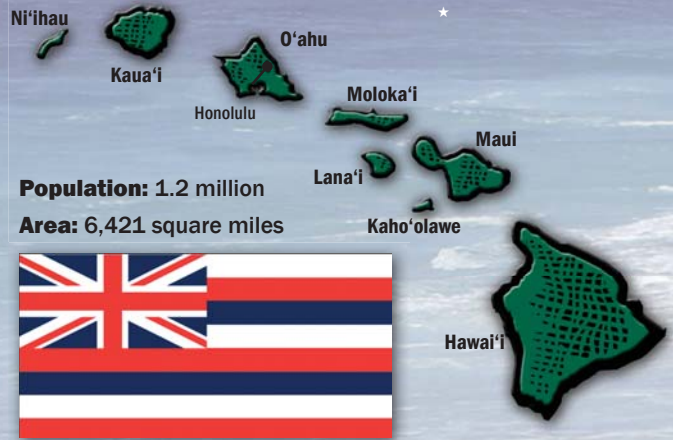
## “The Aloha State” Quick Facts

|                                  |   |
|----------------------------------|---|
| State Gem                        | Black Coral   |
| State Flower                     | Yellow hibiscus   |
| State Tree                       | Kukui (Candlenut)   |
| State Bird                       | Nene (Hawaiian goose)   |
| State Marine Mammal              | Humpback whale  |
| State Fish                       | Humuhumunukunukuapua'a  |
| Date of Statehood                | Aug. 21, 1959   |
| Highest peak                     | 13,796 feet (Mauna Kea)   |
| Population                       | 1,211,537 (50% male, 50% female)  |
| All-time high temp.              | 100° F (Pahala, Hawai'i, April 27, 1931)  |
| All-time low temp.               | 1.4° F (Mauna Kea summit, Jan. 20, 1970)  |
| Average daily temp. at sea level | 85° F (summer) 78° F (winter)   |
| State Anthem                     | “Hawai'i Pono'i” written by King David Kalakaua and Henri Berger in 1874                    |
| State Motto                      | Ua mau ke ea o ka 'aina i ka pono<br>“The life of the land is perpetuated in righteousness” |

**Rainfall**  
 Low: 5.7 inches (Puako on the Big Island)  
 High: 486 inches (Mt. Wai'ale'ale on Kaua'i, the “world's wettest spot”)



## The Hawaiian Islands



**Population:** 1.2 million  
**Area:** 6,421 square miles

### Ni'ihau

“The Forbidden Island”  
 Population: 160  
 Area: 72 square miles

### Kaua'i

“The Garden Island”  
 Population: 58,303  
 Area: 552 square miles

### Moloka'i

“The Friendly Island”  
 Population: 7,404  
 Area: 260 square miles

### O'ahu

“The Gathering Place”  
 Population: 576,156  
 Area: 597 square miles

### Lana'i

“The Pineapple Island”  
 Population: 3,193  
 Area: 140 square miles

### Maui

“The Valley Island”  
 Population: 117,664  
 Area: 727 square miles

### Kaho'olawe

“The Sacred Island”  
 Population: Uninhabited  
 Area: 45 square miles

### Hawai'i

“The Orchid Island”  
 Population: 1,486,677  
 Area: 4,028 square miles



## Did you know?

Hawai'i is the newest of the 50 U.S. states, and is the only state made up entirely of islands located on an archipelago in the center of the Pacific Ocean. It is the southernmost state in the United States and the second-most western state after Alaska. The state was admitted to the Union on Aug. 21, 1959. Its capital is Honolulu on the island of O'ahu.

Hawai'i is the most isolated population center in the world - 2,390 miles from California; 3,850 miles from Japan; 4,900 miles from China; and 5,280 miles from the Philippines.

Hawai'i is the only state in the U.S. that...

- ▶▶ is not geographically located in North America.
- ▶▶ grows coffee.
- ▶▶ is completely surrounded by water.
- ▶▶ has a royal palace ('Iolani Palace).
- ▶▶ does not have a straight line in its state boundary.

More than one-third of the world's commercial supply of pineapples comes from Hawai'i.

From east to west, Hawai'i is the widest state in the United States.



The state's capital, Honolulu, is the nation's 11th largest metropolitan area, with a population (as of July 2008) of 905,034.

More than 100 world-renowned beaches are on O'ahu, including those on the North Shore of the island.

Kaua'i's Wai'ale'ale Mountain averages 488 inches of rain per year and is considered the wettest spot on Earth.

Kilauea volcano on the Big Island is the world's most active.

The Big Island is the worldwide leader in harvesting macadamia nuts and orchids.



**University of Hawai'i Board of Regents**



**HOWARD H. KARR**  
VICE-CHAIR  
Honolulu County  
Term ends 2011



**ARTEMIO C. BAXA**  
Maui County  
Term ends 2013



**CARLA A. CARLSON JR.**  
Hawai'i County (West)  
Term ends 2011



**MICHAEL A. DAHLIG**  
At Large  
Term ends 2013



**RAMON DE LA PENA**  
Kaua'i County  
Term ends 2012



**MARK FUKUNAGA**  
Honolulu County  
Term ends 2011




**CHUCK Y. GEE**  
Honolulu County  
Term ends 2010



**JAMES J. C. HAYNES II**  
Maui County  
Term ends 2010



**DENNIS I. HIROTA**  
Honolulu County  
Term ends 2012



**JOHN C. HOLZMAN**  
Honolulu County  
Term ends 2014



**JAMES H.Q. LEE**  
Honolulu County  
Term ends 2014



**ERIC MARTINSON**  
Honolulu County  
Term ends 2014



**TEENA M. RASMUSSEN**  
At Large  
Term ends 2012



**HARVEY S. TAJIRI**  
Hawai'i County (East)  
Term ends 2013



**GRANT TEICHMAN**  
Student Seat  
Term ends 2010

**Executive Branch**



**LINDA LINGLE**  
Governor



**JAMES "DUKE" AIONA**  
Lt. Governor

**Senate Leadership**



**COLLEEN HANABUSA**  
Senate President



**DONNA MERCADO KIM**  
Ways & Means  
Committee Chair



**SHAN TSUTSUI**  
Ways & Means  
Committee  
Vice-Chair



**JILL TOKUDA**  
Higher Education  
Committee Chair



**NORMAN SAKAMOTO**  
Higher Education  
Committee Vice-Chair

**Senate Committee on Higher Education**



**ROSALYN H. BAKER**



**RUSSELL S. KOKUBUN**



**DWIGHT Y. TAKAMINE**



**BRIAN T. TANIGUCHI**



**SAM SLOM**

**House Leadership**



**CALVIN SAY**  
House Speaker



**MARCUS R. OSHIRO**  
Finance  
Committee Chair



**MARILYN B. LEE**  
Finance Committee  
Vice-Chair



**JERRY L. CHANG**  
Higher Education  
Committee Chair



**MARK M. NAKASHIMA**  
Higher Education  
Committee Vice-Chair

**House Committee on Higher Education**



**LYLA B. BERG**



**JOE BERTRAM**



**CORINNE W. L. CHING**



**LYNN FINNEGAN**



**FAYE P. HANOHANO**



**JOEY MANAHAN**

**House Committee on Higher Education**



**KARL RHOADS**



**SCOTT K. SAIKI**



**MAILE S. L. SHIMABUKURO**



**ROY M. TAKUMI**



**RYAN I. YAMANE**

The University of Hawai'i Athletics Department extends a warm mahalo to Gov. Linda Lingle, Lt. Gov. James "Duke" Aiona and the Hawai'i State Legislature, primarily members of the legislative education committees, who have been exceedingly supportive of the endeavors of UH Athletics. They have played key roles in funding appropriations for the first-class athletics facilities on the Manoa campus. In 2008, UH was appropriated more than \$7 million, nearly \$3 million of which will be directed towards completing the construction of new football offices and conference rooms, as well as the renovation of existing coaches' offices. In addition, the Legislature appropriated funds to the Duke Kahanamoku Aquatics Complex, women's locker room improvements (\$2.6 million), the Les Murakami Stadium training room (\$386,000) and Clarence T. C. Ching Athletics Complex turf replacement (\$1.2 million). In 2009, UH was appropriated \$9.5 million, \$5 million towards the installation of seating, locker rooms, training and equipment rooms, storage, offices, press box and scoreboard at the new Ching Complex. The balance of \$4.5 million will be used for the women's locker room and Nagatani Academic Center expansion and refurbishment.



The University of Hawai'i at Mānoa is the flagship campus of the UH system, which is comprised of three universities and seven community colleges. UH Mānoa enjoys recognized national and international standing—one of only 13 entities holding the distinction of being a land-grant, sea-grant and space-grant research institution. Its Honolulu-based campus and facilities span the mountains to the sea, while world-class astronomy facilities in Hawai'i County are on the same island as a fiery, still-erupting volcano. UH Mānoa's schools and programs are considered leaders in the perpetuation of the Hawaiian language and pursuit of Hawaiian studies. They range from the Hawai'inuiākea School of Hawaiian Knowledge, one of the largest schools of indigenous knowledge in the nation, to the medical school's Native Hawaiian Center of Excellence, to the law school's Center for Excellence in Native Hawaiian Law.



2010 RAINBOW BASEBALL



### A DISTINGUISHED HISTORY

UH Mānoa, founded in 1907, is the oldest, largest and most well-known campus in the University system. With the support of the Morrill Act, the school began as a land-grant college of agriculture and mechanic arts. In 1920, the campus added the College of Arts and Sciences to become the University of Hawai'i. Later, to distinguish itself from other schools in the growing statewide UH system, the campus changed its name to the University of Hawai'i at Mānoa.

### ACADEMIC EXCELLENCE

There are more than 20,000 students enrolled in various degree-granting programs at UH Mānoa. The University has been recognized as the premier institution to study the fields of oceanography, astronomy, Asian and Pacific Island studies, linguistics, cancer research and genetics, among others. In addition, UH Mānoa offers instruction in more languages than any American institution outside of the U.S. State Department. Its newest addition is an award-winning film school, the Academy of Creative Media, whose students' works are being shown at film festivals around the world.

### A LEADER IN RESEARCH

Classified by the Carnegie Foundation as having "very high research activity," UH Mānoa is ranked among the top 30 public universities in federal research funding for engineering and science, and 49th overall by the National Science Foundation (NSF). In 2008 alone, the campus received more than \$273.8 million in research awards. April 2009 saw the groundbreaking of a Center for Microbial Oceanography: Research and Education, one of 17 NSF Centers of Science and Technology in the U.S. The merger of the new land-based laboratory with world-class sea-going support vessels will help position UH Mānoa on the world map as a leader in oceanography research. University scientists have been credited with breakthrough research, including the first successful cloning of multiple generations of a mammal, first successful cloning of a male mammal, and first use of freeze-dried sperm to fertilize an egg. The Institute for Astronomy is internationally known for its astronomy education, research, and the development and management of observatories on the summits of Haleakala and Mauna Kea.

### AWARDS AND ACCOLADES

UH Mānoa continues to be widely recognized for its excellence in education. Graduate programs at the Shidler College of Business, College of Education, and in Library and Information Sciences, were recognized among the best in the country, according to *U.S. News and World Report's* "America's Best Graduate Schools 2010." The William S. Richardson School of Law and John A. Burns School

of Medicine are among the nation's leaders in diversity among faculty and students—mirroring that of Hawai'i's population and allowing for a more enriched learning environment. Meanwhile, UH Mānoa faculty members continue to receive national and international recognition—ranging from Raymond Yeh, a professor and former dean of the School of Architecture, being named one of the nation's Most Admired Educators of 2009 by DesignIntelligence, to The Rev. Masatoshi Shamoto, a longtime music lecturer, being conferred the Order of the Rising Sun, Gold and Silver Rays by the Japanese Minister of Foreign Affairs, and having an audience with the Emperor of Japan in May 2009.

### A MAJESTIC LOCATION

The campus is centrally located in Mānoa Valley, a tranquil residential neighborhood that is part of metropolitan Honolulu. Students are just a few minutes away from famed Waikiki Beach, as well as all of the cultural, commercial and recreational activities in a cosmopolitan city. UH Mānoa also has a trio of unique off-campus facilities: Lyon Arboretum and Botanical Garden, the only university botanical garden located in a tropical rainforest in the United States; Waikiki Aquarium, the third oldest aquarium in the country that has been designated a Coastal Ecosystem Learning Center for the Pacific Island Region of the Coastal America Partnership; and the Hawai'i Institute for Marine Biology on Coconut Island, which is surrounded by 64 acres of coral reef, and designated by the state as the Hawai'i Marine Laboratory Refuge.

### VIBRANT STUDENT LIFE

Outside of class, students may choose to join any of the school's 230 Registered Independent Organizations (RIOs) and can tap into a variety of on-campus services—from the Student Development Center to University Health Services. Many choose to live in eight residential complexes that house more than 3,000 students, giving them an opportunity to meet and socialize with fellow classmates, while being close to classrooms, campus jobs and numerous on-campus events. Hawai'i's exceptional climate makes it possible to enjoy outdoor activities all year round. Restaurants and cafés showcase cuisines from around the world, while various city events offer cultural diversions that complement academic pursuits. Intellectual rigor is balanced by a wide range of leisure activities that include campus concerts, cookouts, theatrical performances, recitals, ethnic performances, art exhibits, debates, fairs and celebrations. It's no wonder students from across the nation and the world come to UH Mānoa—for its unique research opportunities, diverse community, nationally ranked Division I athletics program, and beautiful natural setting.



▶▶ AREAS OF EXCELLENCE

**RESEARCH**

UH Mānoa ranks among the major research universities in the U.S.

**LOCATION**

Beautiful Mānoa Valley is a rainbow-filled neighborhood just minutes from Waikīkī and other O'ahu attractions.

**OPPORTUNITY**

UH Mānoa leads the nation in minority students earning graduate degrees.

**VALUES**

Shared values of the UH system include aloha, collaboration, respect, intellectual rigor, integrity, service, access, affordability, diversity, fairness, leveraged technology, innovation, accountability and sustainability.

**INTERNATIONAL ADVANTAGE**

Hawai'i's position between east and west, in the middle of the Pacific, creates opportunities for international leadership and influence. Asia/Pacific expertise permeates campus activities.

▶▶ DID YOU KNOW?

UH Mānoa was named a "Best Western College" and an "America's Best Value College" by *Princeton Review*.

The Shidler College of Business undergraduate program ranks 19th in International Business in *U.S. News & World Report: America's Best Colleges 2009*.

*U.S. News & World Report: America's Best Graduate Schools 2010* ranks the Shidler College of Business graduate program in international business 21st in the nation.

The Library and Information Science program school library media specialization ranks among the top 10 in the nation, according to *U.S. News & World Report: America's Best Graduate Schools 2010*.

The Myron B. Thompson School of Social Work ranks 60th among the nation's 191 graduate social work programs in *U.S. News & World Report: America's Best Graduate Schools 2009*.

The National Science Foundation ranks UH Mānoa in the top 30 public universities for federal research funding in engineering and science.

▶▶ PROGRAMS OFFERED

|  |                                   |  |  |
|--|-----------------------------------|--|--|
| Academy for Creative Media*            | Engineering                       | Kinesiology and Rehabilitation Science         | Plant and Environmental Protection Sciences                |
| Accounting                             | Civil                             | Athletic Training                              | Political Science  |
| Aging*                                 | Electrical                        | Health, Exercise Science                       | Psychology   |
| American Studies                       | Mechanical                        | Lifestyle Management                           | Religion   |
| Animal Sciences                        | English                           | Option   | Russian  |
| Anthropology                           | English as a Second Language*     | Physical Education                             | Secondary Education  |
| Apparel Product Design & Merchandising | Environmental Studies*            | Option   | Second Language Studies                                    |
| Architecture (ArchD)                   | Ethnic Studies                    | Recreation/Leisure Science                     | Social Work  |
| Art & Art History                      | Ethnobotany                       | Korean   | Sociology  |
| Asian Studies                          | Family Resources                  | Linguistics*                                   | Spanish  |
| Bioengineering                         | Finance                           | Management                                     | Speech   |
| Biology                                | Food Science and Human Nutrition  | Management Information Systems                 | Theatre  |
| Botany                                 | French                            | Marine Biology                                 | Travel Industry Management                                 |
| Business, General                      | Geography                         | Marketing                                      | Tropical Plant & Soil Sciences                             |
| Business Administration                | Geology                           | Mathematics                                    | Women's Studies*   |
| Chemistry                              | Geology & Geophysics              | Medical Technology                             | Zoology  |
| Chinese                                | German                            | Meteorology                                    |  |
| Classics                               | Global Environmental Science      | Microbiology                                   |  |
| Communication                          | Hawaiian                          | Music  |  |
| Communication Sciences and Disorders   | Hawaiian Studies                  | Natural Resources and Environmental Management | <b>Pre-Professional Preparation for Advanced Study in:</b> |
| Computer Science                       | History                           | Nursing  | Dentistry  |
| Dance                                  | Human Resources Management        | Pacific Island Studies                         | Law  |
| Dance Theatre                          | Indo-Pacific Languages*           | Peace Studies*                                 | Medicine   |
| Dental Hygiene                         | Information and Computer Sciences | Philippine Language and Literature             | Optometry  |
| Economics                              | Interdisciplinary Studies**       | Philosophy                                     | Pharmacy   |
| Education                              | International Business            | Physics  | Physical Therapy   |
| Elementary                             | Japanese                          | Plant and Environmental Biotechnology          | Veterinary Science   |
| Early Childhood Option                 | Journalism                        |  |  |
| Special Education Option               |                                   |  |  |
| Secondary                              |                                   |  |  |
| Special Education Option               |                                   |  |  |

\* Available through Interdisciplinary Studies

\*\* Students may pursue a course of study that is not currently a major by submitting a degree proposal and gaining approval through the Interdisciplinary Studies program.

▶▶ NOTABLE UH ALUMNI INCLUDE

- Neil Abercrombie, MA '64, PhD '74, U.S. Congressman
- Robyn Ah Mow-Santos, '96, USA Volleyball Team member and former Olympian
- Daniel Akaka, BEd '52, MEd '66, U.S. Senator
- Angela Perez Baraquio, BEd '99, MEd '04, Miss America 2001
- Mazie Hirono, BA '70, U.S. Congresswoman
- Daniel Inouye, BA '50, U.S. Senator
- Patsy Mink, BA '48, former U.S. Congresswoman
- Bob Nash, BEd '84, UH Rainbow Warriors head basketball coach
- Ken Niumatalolo, BA '90, U.S. Naval Academy head football coach
- Richard D. Parsons, BA '68, Chairman of Citigroup
- Jay Shidler, BBA '68, entrepreneur and benefactor of the Shidler College of Business
- Charles Nainoa Thompson, BA '86, navigator and trustee of Kamehameha Schools

▶▶ FAST FACTS

|                              |          |                            |
|------------------------------|----------|----------------------------|
| Island .....                 | O'ahu    | <b>Enrollment</b>          |
| Location .....               | Honolulu | Total Enrollment.....      |
| Established .....            | 1907     | Undergraduate.....         |
|                              |          | Graduate .....             |
| <b>Programs Offered</b>      |          | Student:Faculty Ratio..... |
| Total .....                  | 290      | 15:1                       |
| Bachelor's .....             | 87       |                            |
| Master's .....               | 84       |                            |
| Doctoral .....               | 51       |                            |
| 1st Professional .....       | 3        |                            |
| Post Baccalaureate .....     | 4        |                            |
| Undergraduate Certificate .. | 32       |                            |
| Graduate Certificate .....   | 29       |                            |



## THE RAINBOW

Before 1923, UH teams were nicknamed the “Deans.” Then in the final game of the 1923 season, UH head coach Otto Klum’s squad upset Oregon State, 7-0, at Mo‘ili‘ili Field. During the game, a rainbow appeared over the field. Reporters started calling UH teams “the Rainbows,” and the tradition began that Hawai‘i would not lose a game if a rainbow appeared.

Rainbows, however, had magical powers long before football came to the islands. Hawaiian chiefs considered them sacred and used them as signs of a chief’s presence. A rainbow hovering over a newborn child indicated that he was of a god-like rank.

The rainbow was part of the official logo at the UH Athletics Department from 1982-2000.



## THE WARRIOR

The Warrior holds an honored place in Hawaiian history, for it was the warrior who united the Hawaiian Islands under Kamehameha the Great. The Hawaiians expected the warrior to display great strength, skill and a fighting spirit.

Although it wasn’t until 1974 that the UH football team adopted the nickname “Rainbow Warriors,” the use of the name goes back a number of years.

One reason for using the nickname is the tremendous amount of support of the UH scholarship fundraising organization, ‘Ahaui Koa Anuenue—the Order of the Rainbow Warrior. Since its inception in 1966, this organization has provided a tremendous amount of support to Hawai‘i’s student-athletes.



## THE WĀHINE

In 1972, Dr. Donnis Thompson, a professor in the Health, Physical Education and Recreation Department, with the assistance of the men’s Athletics Department, created the first women’s athletics program. The men’s program was known as the “Rainbows” and so Dr. Thompson called the women’s athletics program the “Rainbow Wāhine.”

The Hawaiian word “wāhine” is translated in English as woman, and the pluralized word “wāhine” (with the macron over the “a”), means women, hence the name Rainbow Wāhine. She also created a new logo based on the Rainbow in a rounded version and added the name “wāhine.” Dr. Thompson became the first women’s athletics director and served until 1981.



## THE SEAL

The original University of Hawai‘i seal, adopted in 1921 by the Board of Regents and amended in 1946, contains a torch and book titled “Malamalama” (“the light of knowledge”) surrounded by the state motto, “Ua mau ke ea o ka ‘āina i ka pono” (“the life of the land is perpetuated in righteousness”).

In 2006, the seal was updated to modernize it in a manner that reflects its history, spirit and global perspective while providing a readable version for modern print, electronic and product applications.

The motto, inscribed in both the Hawaiian and English languages on Founders’ Gate at the entrance to the Mānoa Campus on University Avenue, is “Maluna a‘e o na lahui o pau ke ola ke kanaka,” (“above all nations is humanity”).



## THE COLORS

Green and white became the official UH colors when a group of faculty wives were deciding on decoration and color schemes for the school’s social calendar. At the time, materials took weeks to be shipped to the islands, making materials of many colors scarce.

The wives reasoned that basic white would always be available and green decorations could constantly be provided by Hawai‘i’s lush growth of tropical plants.

As it turns out, green is the color of Lono, the ancient Hawaiian god of agriculture. In addition, the use of green represents not only the richness of Mānoa, but also spiritual prosperity and success. The UH Mānoa campus itself is located in the heart of the rich and fertile Mānoa Valley. Green is also the color of the ti leaf, a symbol of good omen and an emblem of divine power.

White, meanwhile, was associated with Hawaiian royalty and is symbolized with the best and the finest.

With the creation of the new athletics logo in 2000, the Athletics Department incorporated black and silver into its color scheme.

For many cultures in Hawai‘i, black is a color that is respected. For Hawaiians, it takes them back to the “kumulipo,” the chant of creation, referring to the symbolism “from out of the darkness.” The hidden meaning states that there is a new birth, or one cleanses to start anew.

Silver comes from the shimmering reflection of rainfall as it creates a blanket of mist over Mānoa and a symbol of hope and victory. It ultimately forms a bow or arc of prismatic color, the rainbow that is frequently seen over the valley.

## THE NEW LOGO

The UH Athletics Department unveiled a new logo in 2000. The theme of the new logo and identity is “pupukahi i holomua,” translated into English as “unite and move forward as one.”

Although the “H” outwardly represents Hawai‘i, it also carries the significance of the Hawaiian expression and meaning of “ha.” In Hawaiian culture, “ha” means “breath”—the spirit of life passed on from one person to another, generation to generation, with its lessons and success.

Although the patterns on the logo are inspired by the renaissance of the use of Hawaiian kapa designs, they are decorative. They represent the characteristics of the different people who have come together to obtain knowledge, success and efficient skills.

The triangles are universally symbolic. The three points represent the balance of the individual: the body, mind and spirit. Ancient Hawaiians believed that each entity with these values could not stand strong without the other two. This is the significance to the specific three triangles within the “H.”



### FIGHT SONG: “Co-ed”

Here’s to our dear Hawai‘i  
Here’s to our Green and White  
Here’s to our Alma Mater  
Here’s to the team with fight  
Rah! Rah! Rah!

Here’s to old warriors calling  
Here’s to old battles won  
Here’s to Hawai‘i’s victory  
Here’s to each valiant one.

### ALMA MATER

In green Manoa Valley our Alma Mater stands  
Where mountain winds and showers refresh her fertile lands;  
The flag of freedom beckons above her shining walls,  
To larger truth and service our Alma Mater calls.

Hawai‘i, we have gathered within thy wide-flung doors,  
As sons and daughters claiming her freely offered stores;  
Our loyal praise we tender, and pledge to hold thy aim,  
Till ocean’s far horizons shall hear thy honored name.



**M.R.C. GREENWOOD**  
PRESIDENT  
University of Hawai'i  
System

Dr. M.R.C. Greenwood joined the University of Hawai'i System as its first female president in August 2009. She is chancellor emerita of the University of California, Santa Cruz, and was proud to be a Banana Slug supporting the campus' NCAA sports teams during her eight years as chancellor. She is looking

forward to experiencing the tradition that is UH Manoa athletics and college sports at the Division I level.

Greenwood is familiar with the dedication and perseverance required of a student-athlete, as she was a competitive swimmer in high school and also played tennis and field hockey. She also competed in horseback riding. These days, she stays active by hiking, sailing and playing "very non-competitive" golf.

Prior to becoming president of the University of Hawai'i System, she served as director of the Foods for Health Initiative; chair of the Graduate Group in Nutritional Biology and distinguished professor of nutrition and internal medicine at the University of California,

Davis. She is a nationally and internationally known expert on obesity and diabetes, and has numerous publications investigating the basis of obesity and diabetes.

She is a member of the Institute of Medicine at the National Academies of Sciences; has been president of the North American Association for the Study of Obesity (now the Obesity Society); president of the American Society of Clinical Nutrition; and chair of the Food and Nutrition Board of the Institute of Medicine. She is a fellow of the American Academy of Arts and Sciences and is a fellow, past president and board chair of the American Association for the Advancement of Science.

She has a particular interest in studying the causes of obesity, and what the factors are in relation to genetics and to the environment. Considering obesity to be an epidemic that does not discriminate, it is even more apparent to her the important role that physical education and participation in sports can play in leading a healthy life for students of all ages.

Her positions in higher education administration, both as chancellor at UC Santa Cruz and as provost and senior vice president for academic affairs for the University of California system, the second-highest position in the

10-campus system, have familiarized her with the unique challenges of college athletics and the issues and concerns of student-athletes.

When she's not tackling policy issues, academic affairs, budget deadlines or other duties of the university president, she enjoys actively participating in her local community and giving back through mentoring students and volunteering. She previously served on the United Way board and led foodbank drives, and eagerly anticipates getting involved with Hawai'i's community organizations. She also keeps busy by reading, which she considers one of her favorite hobbies, and describes herself as a "voracious and eclectic reader" who often reads several books at the same time.

Greenwood graduated summa cum laude from Vassar College and went on to obtain her PhD from The Rockefeller University. Her indoctrination into the world of collegiate sports, particularly college basketball and football, came first due to her son, who is a graduate of the University of Arkansas, home of the Razorbacks and members of the storied Southeastern Conference. Also thanks to her son, she enjoys being a soccer grandma to two grandchildren.



**VIRGINIA S. HINSHAW**  
CHANCELLOR  
University  
of Hawai'i—Manoa

When she's not in her office at historic Hawai'i Hall, Chancellor Virginia S. Hinshaw might well be found at a UH Athletics event, cheering on Warrior student-athletes as they strive for excellence on the field, court or track. "It's a privilege and joy to serve as chancellor at UH Mānoa and to be part of this campus community," says Hinshaw, who assumed

the role of chief executive officer of the UH system's flagship campus in July 2007.

Responsible for providing both administrative and academic leadership to UH Mānoa, Hinshaw is a renowned scientist with expertise in microbiology. Her work over the past 25 years has aided in the understanding of the influenza virus and new approaches to vaccines—knowledge that became invaluable when the first cases of the H1N1 flu (swine flu) hit Hawai'i in spring 2009. She has conducted research at a number of hospitals and universities, including the University of California Berkeley, St. Jude Children's Research Hospital and Harvard Medical School.

UH Mānoa's number-one football fan is no stranger to college powerhouses. Hinshaw grew up in Tennessee, attended high school in Alabama and graduated from Auburn University (all of which explains her delightful Southern accent). At Auburn, she received her bachelor's

degree in laboratory technology in 1966, a master's degree in microbiology in 1967, and a doctoral degree in microbiology in 1973. Prior to joining UH Mānoa, Hinshaw served as the provost and executive vice chancellor at the University of California at Davis. Before that, she was the former dean of the Graduate School and the vice chancellor for research at the University of Wisconsin-Madison.

Hinshaw's enthusiastic love of outdoor activities, especially walking, is a natural fit for Hawai'i. "Snorkeling, swimming, hiking, fishing, golf, canoeing—they all provide wonderful ways to enjoy nature," she says. Other favorite activities of the lifelong learner and avid reader include word games, movies, mentoring, listening to music and playing her Native American flute.

The breast cancer survivor and thriver is also an enthusiastic advocate for breast cancer research, doing whatever she can to help raise money for the cause. And Hinshaw is always the first to roll up her sleeves at Mānoa Makeover projects, during which civic-minded, green-thumbed students, faculty, staff and volunteers band together to beautify the campus and surrounding community. She is married to her high school sweetheart, Bill, who serves as Associate to the Chancellor, and who is definitely another enthusiastic UH Athletics fan and Mānoa Makeover volunteer. They have two sons (Bill and Louis), two daughters-in-law (Keri and Molly) and four grandchildren (Audrey, Louis, Kai and Ronan).



The next time you see Hinshaw at Aloha Stadium, the Stan Sheriff Center or anywhere else in public, she hopes that UH Mānoa fans and friends will come up to say hello. "You will often see me out and about on the campus and in the community—I always wear a nametag, so I encourage you to introduce yourself and share your views," says Hinshaw. "My efforts are focused on fulfilling the goals and maintaining the values of UH Mānoa—and each one of you is part of that endeavor."

### ▶▶ Athletics Mission Statement

The mission of the University of Hawai'i Athletics Department is to operate dynamic sports programs encouraging student-athletes in their pursuit of excellence in the realms of academic achievement and athletic competition at the highest levels. The Athletics Department will provide equal opportunities to male and female students of all ethnic and cultural backgrounds, and will develop sportsmanship and ethical conduct. With aloha, we dedicate ourselves to earning the trust and loyalty of our fans and community through exemplary sports programs.

### Executive Team



**CARL CLAPP**  
Associate A.D.  
Administrative Services



**MARILYN MONIZ-KAHO'OHAHOHANO**  
Associate A.D.  
Senior Woman Administrator



**JOHN McNAMARA**  
Associate A.D.  
External Affairs



**TERI CHANG**  
Assistant A.D.  
Facilities & Events Management



**VINCE BALDEMOR**  
President  
'Ahahui Koa Anuenue

### Athletics Director Jim Donovan



### ▶▶▶ Donovan Up Close

**Age:** 50

**Hometown:** Honolulu, O'ahu

**Alma Maters:**

- University of Hawai'i  
Executive Master's in Business  
Administration, 1996
- Bachelor of Arts, 1983
- Sports Management Institute (SMI)

#### ADMINISTRATIVE EXPERIENCE

**2002-08 (m2c, Inc.)**

- President and CEO
- Executive Director, Sheraton Hawai'i Bowl

**1983-2002 (University of Hawai'i)**

- Associate Athletics Director (1996-2002)
- Assistant Athletics Director for Administrative Services (1994-96)
- Director, Sports Marketing (1988-94)
- Baseball Stadium Manager (1985-88)
- Graduate Assistant Football Coach (1983-85)

#### PROFESSIONAL AFFILIATIONS

University of Hawai'i Alumni Association  
Board of Directors

University of Hawai'i Letterwinners Club  
Past President, Founding member

Beta Gamma Sigma  
Member

Hawai'i Bowl Foundation  
Board of Directors

Shidler College of Business Administration  
Association  
Past Board of Directors

National Collegiate Marketers Association  
Charter member, inactive

With a resume that includes student-athlete, graduate assistant, baseball stadium manager, marketing director, and assistant athletics director, Jim Donovan has come full circle in the University of Hawai'i Athletics Department after he was announced as the 20th Director of Athletics in school history in March 2008.

In just one year at the helm of the state's only Division I athletics program, Donovan has hired three head coaches (men's volleyball, women's basketball and women's golf), secured a partnership with ESPN Regional Television, Inc., for the creation of the Diamond Head Classic basketball tournament, and worked tirelessly with the Hawai'i State Legislature and private sector to fund various athletics facility improvement projects. Most notably was the \$5 million donation by the Clarence T.C. Ching Foundation – the largest in athletics history – towards the building of a new football/track complex.

In addition, Donovan negotiated a contract with Oceanic Time Warner Cable and KFVE-TV on a new television partnership which will bring in more than \$14 million to the Athletics Department over a six-year period. He also implemented a restructured football parking plan at Aloha Stadium which brought in more than \$150,000 in incremental revenue to 'Ahahui Koa Anuenue.

Donovan, 50, spent 17 years in athletics administration at UH prior to a five-and-a-half year hiatus as the Sheraton Hawai'i Bowl's Executive Director from 2002-08. The Anaheim, Calif., native began his tenure with the UHAD as manager of Rainbow Stadium (presently Les Murakami Stadium), where he served for three years (1985-88). Donovan was promoted to sports marketing director in 1988 and spent the next six years heading the promotion and corporate sponsorship of the department.

In 1994, he was named assistant athletics director for administrative services and, two years later, became the associate athletics director for nine years as the right-hand man for former A.D. Hugh Yoshida.

During his tenure, Donovan helped negotiate contracts and assisted with the recruitment of former football coach June Jones, current baseball coach Mike Trapasso and softball coach Bob Coolen. He also negotiated contracts with KFVE-TV, KCCN Radio (now ESPN 1420AM), the Stan Sheriff Center and Aloha Stadium scoreboard advertising packages, and MBNA affinity credit card.

Donovan also helped establish relationships and improve the quality of service provided to the customers of UH Athletics. He was directly responsible for creating the Rainbow Fun Run, Midnight

'Ohana, the UH Letterwinners Club, the Athletic Director's Club, the Paradise in the Pacific Golf Tournament and UHAD Corporate Sponsor Golf Tournament.

Serving as the chief operating officer and chief financial officer, he effectively managed the department's operational budget of \$17 million. He used new technological advances to launch the department's website and implemented new ticket operation improvements which included computerized ticketing; credit card, phone and internet sales; and establishing third-party ticketing network with remote outlets.

Donovan also served on the Gender Equity Subcommittee and was the department's spokesperson for matters involving the Hawai'i state legislature, UH Board of Regents, Athletic Advisory Board, Aloha Stadium Authority, NCAA Certification Committee and various community organizations. His vast relationships with other Division I administrators resulted in multi-year football contracts with schools such as Southern California, Brigham Young and San Diego State.

In addition to serving as founding member of the UH Letterwinners Club, Donovan also was on the board of directors for the UH Alumni Association, Hawai'i Bowl Foundation and Shidler College of Business Alumni Association.

In 2002, Donovan started the Sheraton Hawai'i Bowl from the ground up. In six years, he secured conference affiliations with the Western Athletic Conference, Conference USA and Pac-10. The game consistently ranked among the highest-rated non-BCS games and achieved profitability in five of the six years.

Donovan also served as president and CEO of m2c, Inc., a business consulting company that provides leadership and strategic direction in event management. Some of his clients included ESPN Regional Television, Panda Travel and Sodexo Food Services.

Donovan's love for the Hawaiian Islands began in the early 1980s. He arrived on the Manoa campus as an offensive lineman for the UH football team from 1981-82, where he earned honorable mention all-WAC honors as a senior. Following his playing career, he was a graduate assistant for former coach Dick Tomey from 1983-85.

Donovan earned his bachelor of arts degree in geography and executive master's degree in business administration from UH. He is married to the former Tracy Orillo and they have two children, Jacqueline and Joshua.

**ATHLETICS DEPARTMENT  
DIRECTORY**

**MAILING ADDRESS**

University of Hawai'i Athletics Department  
1337 Lower Campus Rd., Honolulu, HI  
96822-9937

All extensions begin with (808) 956-\_\_\_\_

**Athletics Director (FAX - x4637)** x7301

Jim Donovan, A.D.

**Associate A.D./Administrative Services** x6523

Carl Clapp, Associate A.D.

**Associate A.D./External Affairs** x9630

John McNamara, Associate A.D.

**Associate A.D./SWA** x4498

Marilyn Moniz-Kaho'ohanohano, Associate A.D.

**Business Office** x6505

Tiffany Kuraoka, Assistant A.D.

**Compliance (FAX - x5042)** x4508

Amanda Paterson, Director

**Facilities (FAX - x9477)** x7419

Teri Chang, Assistant A.D.

**Corporate Sales/Sports Marketing** x0192

**Sports Media Relations (FAX - x4478)** x7523

Derek Inouchi, Media Relations Director

**Student Affairs (FAX - x5042)** x6580

Daniel Arakaki, Director of Student Affairs

**Ticket Office (FAX - x3403)** x4482

Walter Watanabe, Ticket Manager

**Academic Services** x4526

Jennifer Matsuda, Department Chair

**'Ahahui Koa Anuenuue (FAX - x4598)** x6511

Vince Baldemor, President

**Stan Sheriff Center (FAX - x8906)** x6955

Rich Sheriff, Manager

**Les MuraKami Stadium** x7404

Glenn Nakaya, Manager

**Duke Kahanamoku Pool** x6889

Bruce Kennard, Aquatics Coordinator

**Alexander Waterhouse Training Facility** x7882

Tommy Hefferman, Strength Coach

**Makai Training Room** x7144

Eric Okasaki, Head Trainer

**Equipment Room** x7818

Ken Fujimura, Equipment Manager

**Computer Services** x4529

Chris Kumagai, Computer Specialist

**ATHLETIC PROGRAMS**

**Baseball** (Lisa Hansen, Director of Operations) x6247

**Men's Basketball** (Bobbie Omoto, Secretary) x6501

**Women's Basketball** x8185

**Cheerleading** x4503

**Football** (Bianca Tokumoto, Admin. Asst.) x6508

**Men's Golf** x4527

**Women's Golf** x4333

**Sailing** x5177

**Women's Soccer** x4525

**Softball** x4506

**Swimming & Diving** x5377

**Men's Tennis** x4512

**Women's Tennis** x3655

**Track & Field** x2143

**Men's Volleyball** x4505

**Women's Volleyball** x6229

**Women's Water Polo** x4462

**University of Hawai'i Head Coaches**



**MIKE BAKER**  
Cheerleading  
7th Year



**LORI CASTILLO**  
Women's Golf  
2nd Year



**BOB COOLEN**  
Softball  
19th Year



**JUN HERNANDEZ**  
Women's Tennis  
4th Year



**CARMYN JAMES**  
Women's Cross  
Country/Track & Field  
9th Year



**ANDY JOHNSON**  
Sailing  
20th Year



**GREG McMACKIN**  
Football  
2nd Year



**RONN MIYASHIRO**  
Men's Golf  
11th Year



**BOB NASH**  
Men's Basketball  
Third Year



**JOHN NELSON**  
Men's Tennis  
7th Year



**MICHEL ROY**  
Women's Water Polo  
7th Year



**DAVE SHOJI**  
Women's Volleyball  
35th Year



**DANA  
TAKAHARA-DIAS**  
Women's Basketball  
1st Year



**PINSOOM  
TENZING**  
Women's Soccer  
16th Year



**MIKE TRAPASSO**  
Baseball  
9th Year



**CHARLIE WADE**  
Men's Volleyball  
1st Year



**VICTOR WALES**  
Men's & Women's  
Swimming & Diving  
5th Year

**Administrative Staff**



**JEANNIE LEE**  
Executive Assistant  
to the Athletics Director



**ERIKA BUDER-  
NAKASONE**  
Executive Assistant  
to the Assoc. A.D.



**KALEI MIYAHANA**  
Executive Assistant  
to the Assoc. A.D.

**Administrative Support**



**LISA HANSEN**  
Director of Baseball  
Operations



**BOBBIE OMOTO**  
Basketball Secretary



**BIANCA TOKUMOTO**  
Administrative Asst.  
Football Operations

**Business Office**



**TIFFANY KURAOKA**  
Asst. A.D.  
Business Operations



**MICHELE INOUCHI**  
Administrative Asst.  
Business Office

**Business Office**



**PAULA NISHIMOTO**  
Human Resources Specialist  
Business Office



**GALE YAMASE**  
Administrative Asst.  
Business Office

**Marketing**



**BRENT INOUYE**  
Assistant Marketing  
Director



**KARA ROMERSA**  
Assistant Marketing  
Director



**CHANDRA KINILAU**  
Assistant to the Marketing  
Director

**Ticket Office**



**WALTER  
WATANABE**  
Ticket Manager



**DONNA LEE TENGAN**  
Assoc. Ticket Manager



**KELSY YOSHIMURA**  
Assistant Ticket Manager

**Ticket Office**



**KERI ANN IWAKI**  
Assistant Ticket Manager



**CHRIS KUMAGAI**  
Computer Specialist

**Equipment**



**KEN FUJIMURA**  
Equipment Manager



**AL GINOZA**  
Asst. Equipment Manager



**KYLE TATEISHI**  
Asst. Equipment Manager

**Facilities**



**JOYCE KONG**  
Special Events Manager



**SIS FINAU**  
Administrative Asst.  
Facilities



**KYLE TENGAN**  
Makai Campus Coordinator

**Facilities**



**RICH SHERIFF**  
Manager  
Stan Sheriff Center



**RUSS GIMA**  
Asst. Manager  
Stan Sheriff Center



**KEKOA SEWARD**  
Asst. Manager  
Stan Sheriff Center



**GLENN NAKAYA**  
Manager  
Les Murakami Stadium



**BRUCE KENNARD**  
Aquatics  
Coordinator

**Groundskeeper**



**WESLEY UCHIDA**  
Groundskeeper

**Custodial Staff**



**GARY KANESHIRO**  
Head Custodian



**NICOLE BRESSANT**  
Custodian

**Custodial Staff**



**LANI CORREA**  
Swimming Pool Custodian



**LINDA DURAN**  
Custodian



**COLSEN KANEI**  
Custodian



**JAMES KON**  
Custodian



**JERRY LINDREN**  
Custodian



**TERRY LUMPKIN**  
Custodian



**SCOT OTA**  
Locker Room  
Attendant



**CHERYL PANG**  
Custodian

**Custodial Staff**



**ASHLEY REEVES**  
Locker Room  
Attendant



**GAVIN SHITO**  
Custodian



**KEHAULANI  
VINCENT**  
Custodian



**OWEN YAMADA**  
Custodian



**DERRICK  
YUKIMOTO**  
Custodian



**RAYMOND ZANE**  
Custodian



**HONOLULU – University of Hawai'i Athletics enjoyed success on the national level in 2008-09, as nine teams advanced to postseason play. UH had two Western Athletic Conference championships (women's volleyball and men's tennis) and nine Top 10 national finishes. Hawai'i finished ranked 66th out of 279 Division I schools nationally in the Learfield Sports Directors' Cup standings.**

**Five Hawai'i athletes were named All-Americans while eight others took home all-region honors. UH earned the WAC's Stan Bates Award and had four WAC Players of the Year, three WAC Freshmen of the Year, one WAC Coach of the Year and a total of 29 all-conference honorees.**

▶▶ FOOTBALL

In Greg McMackin's first season as the head coach of the Warriors, UH made its third straight bowl appearance, qualifying for the Sheraton Hawai'i Bowl. The Warriors tied for second in the WAC standings and finished 7-7, the second-best win total by a first-year coach in program history. Highlighting the season was a 32-29 overtime victory at No. 22 Fresno State, the first road win over a nationally ranked opponent. Linebacker Solomon Elimimian was the WAC co-Defensive Player of the Year.

▶▶ WOMEN'S VOLLEYBALL

The Rainbow Wahine volleyball team won its 13th straight WAC title in 2008, advancing to the NCAA Regional finals for the second time in three seasons. Hawai'i, with an overall record of 31-4, finished No. 7 in the final AVCA Coaches poll. Two Rainbow Wahine earned All-America honors as Jamie Houston was named to the AVCA second team, while Kanani Danielson earned third-team honors, as well as WAC Player and Freshman of the Year honors, respectively. Aneli Cubi-Otineru, Amber Kaufman and Dani Mafua joined Houston and Danielson on the AVCA All-West Region team.

▶▶ WOMEN'S SOCCER

The Rainbow Wahine soccer team finished WAC play in third place with a 4-2-1 record. Overall, Hawai'i went 8-7-4 and beat No. 23 UC Santa Barbara, marking the highest ranked school UH has beaten in the program's history. UH was awarded with the WAC's Offensive and Defensive Players of the Year for their play in conference games for the second straight year. Taryn Fukuroku was named the Offensive Player of the Year, while Nicole Mikula was named the Defensive Player of the Year.

▶▶ CROSS COUNTRY

Under first-year distance coach Althea Belgrave, the Rainbow Wahine cross country team made another appearance at the NCAA West Regionals. Sophomore Mariana Monasi was the team's top finisher in six meets with three Top 15 individual finishes. Tava Tedesco led the team in two meets including at the WAC Championships, where she placed 40th overall.

▶▶ MEN'S BASKETBALL

The 2008-09 Rainbow Warrior basketball team started the season well, going 8-4 in non-conference play, including a win over Iowa State of the Big 12 and a win over Idaho State in UH's first nationally televised home game in four years. The team also won its only other nationally televised game at Fresno State. Junior Roderick Flemings was named to the National Association of Basketball Coaches All-District 6 second team while earning second-team all-WAC honors.

▶▶ WOMEN'S BASKETBALL

The Rainbow Wahine basketball team earned a victory in the WAC Tournament for the first time in five years, beating San Jose State, 70-57. Along with that victory, the Rainbow Wahine also had another great win, taking a thrilling 68-67 victory over Boise State on senior night.

▶▶ WOMEN'S SWIMMING & DIVING

Junior Emma Friesen finished in third place at the NCAA Championship on the 1-meter springboard, following up her first-place finish last year. Friesen also set a new WAC record en route to capturing her third straight 1-meter WAC Championship. Friesen also won the 3-meter WAC title and was named the WAC Diver of the Year. Head Coach Mike Brown was named the Diving Coach of the Year for the fourth straight year. Raquel Bartlow won the WAC platform diving final, giving UH a sweep at the WAC Championships. The swimming team finished fifth at the WAC Championships, and had six first-place finishes.

▶▶ MEN'S SWIMMING & DIVING

The Rainbow Warrior swimming and diving team finished in second place at the Conference USA Championships for the third straight season. Senior Greg Wilson placed first in the 100-butterfly at the CUSA Championships and Nicola Xella finished first in the 100-breaststroke.

▶▶ WATER POLO

The Rainbow Wahine water polo team advanced to the NCAA Championship for the third time in school history, all under head coach Michel Roy. Hawai'i lost in the national semifinals and finished ranked No. 4 in the country. Overall, UH went 19-10 and had one of the biggest wins in school history by beating No. 3 UCLA for the first time ever during the season. Senior Kelly Mason was named to the all-MPSF first team for the third straight year, while sophomore Leonie Van Der Molen was named to the NCAA Championship All-Tournament Team as well as all-MPSF honorable mention. Monika Eggens earned all-MPSF freshman team honors and senior Lisa van Raalte was academic all-MPSF.



### ►► MEN'S TENNIS

The Warrior tennis team won its second straight WAC Championship and beat No. 20 Oklahoma State in the first round of the NCAA Tournament to post the program's first-ever tournament win. UH finished No. 41 in the ITA rankings, the highest ranking in program history. Sascha Heinemann, Andreas Weber and Dennis Lajola all received all-WAC honors with Lajola earning first-team honors for the second straight season.

### ►► WOMEN'S TENNIS

The Rainbow Wahine tennis team advanced to the WAC Tournament semifinals for the first time in school history, posting its highest win total since 2000-01. UH defeated No. 74 Washington State for its first win over a ranked opponent under head coach Jun Hernandez. Sophie Kobuch and Algae Van den Bergh earned all-WAC second-team honors for doubles while Kobuch picked up her second all-WAC honor for singles.

### ►► MEN'S GOLF

The Warrior golf team competed in 10 tournaments, including the Naris Cup in Okayama, Japan, where UH captured the team title. Robert Berton was the team's top finisher in six tournaments while T.J. Kua had a 74.1 strokes-per-round average during his freshman season.

### ►► WOMEN'S GOLF

The Rainbow Wahine had an up-and-down season that was highlighted by a sixth-place finish in the Donniss Thompson Invitational. Junior Corie Hou led the team with a 75.9 scoring average and a 21st-place finish at the WAC Championships.

### ►► MEN'S VOLLEYBALL

The 2009 season marked the final year of veteran head coach Mike Wilton's long 17-year career and the 50th anniversary of Warrior volleyball. Although UH missed the MPSF playoffs for the second straight year, the Warriors still ended the season nationally ranked for the 24th consecutive season. The season also saw UH win its 500th match since becoming a varsity sport in 1979.

### ►► SOFTBALL

The Rainbow Wahine softball team finished the 2009 season with a final record of 30-24, going 15-6 in WAC play to finish just a half game out of first place. Tanisha Milca, Stephanie Ricketts and Amanda Tauali'i earned Louisville Slugger/NFCA All-Region honors. Ricketts earned WAC Freshman of the Year honors after firing two no-hitters with a 13-4 WAC record. Overall, she was 21-9 with a 1.86 ERA overall. Milca hit .349 with team highs in runs (43), hits (65) and doubles (11), while Tauali'i batted .338 and led UH with 15 home runs, 5 triples and 36 RBI.

### ►► BASEBALL

The Rainbow baseball team posted its sixth winning season in the past seven years in 2009, finishing with a record of 32-26. The 'Bows started the season with one of the nation's toughest non-conference schedules, helping the team peak at No. 20 in the *Baseball America* poll. Hawai'i broke the single-season home run record with 64 team homers. Kevin Macdonald (14), Vinnie Catricala (13) and Kolten Wong (11) posted seasons that ranked in the top six in program history. Macdonald and Wong earned first-team honors along with pitcher Jayson Kramer. Shortstop Greg Garcia was named to the second team. Wong also earned freshman all-America honors by five different publications.

### ►► WOMEN'S SAILING

The Rainbow Wahine sailing team advanced to the ICSA Nationals for the ninth time in the past 11 years as Hannah Tucson-Turner was named to the all-PCCSC women's team.

### ►► COED SAILING TEAM

The Rainbow Warrior sailing team advanced to the ICSA National semifinals for the second straight season. Andrew Meade and Jackie McLoughlin were named to the all-PCCSC coed team.

### ►► TRACK & FIELD

The Rainbow Wahine track and field team had its best season since the program restarted in 2001. UH had three athletes finish in the top 10 at the NCAA Championships, headlined by Amber Kaufman's bronze medal in the high jump, the first medal won by a Rainbow Wahine athlete at the meet in 25 years. Annett Wichmann also posted a seventh-place finish in the heptathlon with Emily Shepard finishing 10th in the high jump. Kaufman also posted the nation's second-best jump to win her second straight WAC title while Annett Wichmann became the WAC's first four-time champion at the heptathlon. During the indoor season, Kaufman finished sixth nationally in the high jump with Wichmann taking seventh in the heptathlon.

### ►► CHEERLEADING

The UH Cheer team had a lot of success on the national level in 2008-09, winning MTV's "RAH!, Paula Abdul's Cheerleading Bowl" and at the National Cheerleaders Association Partner Stunt Division Championships, where partners Kristin Kowalkowski and Kelvin Lam won the prestigious championship while Amanda Lucero and George McGuire finished fifth.



The University of Hawai'i Sports Circle of Honor, a project sponsored by Bank of Hawaii, is now in its 27th year. What originally began as the UH Sports Hall of Honor in 1982 has found a new home and a new name on the inner concourse of the University's 10,300-seat Stan Sheriff Center, overlooking the court. Over the years, a total of 86 members and 10 teams have been inducted into the Circle of Honor, including seven Rainbow Wahine volleyball players and its four national championship teams. The latest class of inductees included Heather Bown.

Bank of Hawaii began this special project to spread its wings across the community. The bank provides the funding and design expertise for the project, while the University provides the administrative support.

**PLAYER INDUCTIONS**

- Robyn Ah Mow (2006)
- Gary Allen (1998)
- Dr. Charles Araki (1990)
- Jimmy Asato (1989)
- Charlie Besette (2008)
- Don "Spud" Botelho (2000)
- Heather Bown (2009)
- The late Gov. John A. Burns (1982)
- Jeanne Childs (2003)
- Deitre Collins (1989)
- Paul Durham (1996)
- Jason Elam (2003)
- Leah Bennett Ferris (1983)
- Fred Furukawa (1999)
- Blaine Gaison (1999)
- The late May Kealohikikaupea Gay (1982)
- The late Eugene "Luke" Gill (1987)
- The late Dr. Herbert Hata (1987)
- The late Charles Hemenway (1987)
- Tom Henderson (1995)
- Ivanelle Hoe (1994)
- The late Dave Holmes (1989)
- The late John "Jack" Johnson (2009)
- Joyce Kapua'ala Ka'apuni (2000)
- Harry "Clown" Kahuanui (1984)
- Bobby Kau (1988)
- Sol Kaulukukui (2005)
- Thomas Kaulukukui (1982)
- Les Keiter (1999)
- The late Otto "Proc" Klum (1982)
- Harold Kometani (1986)
- Dr. Roy Kuboyama (1994)
- The late Chuck Leahey (1985)
- Willie Lee (1999)
- Angelica Ljungquist (2006)
- Gwen Loud (1999)
- Dr. Richard Mamiya (1982)
- Beth McLachlin (1986)
- Herbert Minn (1998)
- Anthony "Tony" Morse (1987)
- Judy Mosley (1997)
- Les Murakami (2002)
- Bob Nagatani (2007)
- Ray Nagel (2009)
- Seiji Naya (1984)

- The late Theodore "Ted" Nobriga (1984)
- Joe Onosai (2007)
- The late Moses Ome (1984)
- Maynard "Buster" Piltz (1995)
- Larry Price (1994)
- The late Dr. Allen Richardson (2004)
- Red Rocha (1986)
- Dr. Alvin Saake (1991)
- The late Dr. Shunzo Sakamaki (1998)
- The late Soichi Sakamoto (1982)
- Jesse Sapolu (2000)
- The late Theodore "Pump" Searle (1982)
- The late Stan Sheriff (1993)
- Larry Sherrer (2006)
- Nolle Smith (1992)
- Clay Stanley (2009)
- Levi Stanley (1995)
- Toku Tanaka (2006)
- Larry Tanimoto (2004)
- Ma'a Tanuvasa (2008)
- Derek Tatsuno (1985)
- Dr. Donnis Thompson (1988)
- Dick Tomey (2006)
- The late Charles Ushijima (1992)
- George Uyeda (2003)
- The late Hank Vasconcellos (1985)
- Bob Wagner (2008)
- The late Alexander C. Waterhouse (1997)
- Jeris White (1994)
- Tee Williams (1998)
- The late William "Doggie" Wise (1983)
- The late Art Woolaway (1988)
- The late Mackay Yanagisawa (1987)

**TEAM INDUCTIONS**

- ▶ The 1987 Rainbow Wahine volleyball team (2005)
- ▶ The 1982 and '83 Rainbow Wahine volleyball teams (1997)
- ▶ The 1980 Rainbow baseball team (1996)
- ▶ The 1979 Rainbow Wahine volleyball team (1990)
- ▶ The "Fab Five" basketball team (1982)
- ▶ The 1955 football team (2007)
- ▶ The UH football "Wonder Teams" of 1924 and '25 (1982)

**2009 Circle of Honor Inductees**



**HEATHER BOWN**  
Women's Volleyball  
1998-99



**JOHN "JACK" JOHNSON**  
Football, Swimming,  
Water Polo, Soccer  
1932-34



**RAY NAGEL**  
Athletics Director  
1976-83



**CLAY STANLEY**  
Men's Volleyball  
1997, '99

Heather Bown, Ray Nagel, John "Jack" Johnson, and Clay Stanley are the latest inductees of the UH Sports Circle of Honor.

This was the 27th group to be enshrined, a tradition which started in 1982 when Bank of Hawaii and UH partnered to recognize individuals and teams that have contributed to the growth, history and tradition of UH sports.





**BOARD OF DIRECTORS**

**Chairman** Don Takaki

**Vice-chair/  
Chair-elect** Mark Polivka

**Treasurer** Bonny Amemiya

**Secretary** Jean E. Rolles

**President** Vince Baldemor

**Directors**

- |                        |                     |
|------------------------|---------------------|
| Robert Akinaka         | Cathy Luke          |
| Carolyn Berry          | David Matlin        |
| Rick Blangiardi        | Greg McMackin       |
| Al Chee                | Dr. Edison Miyawaki |
| Stanley Ching          | Don Murphy          |
| Randall Y.S. Chung     | Peter Nicholson     |
| Don Clephane           | Ernie Nishizaki     |
| Jim Donovan            | Ray Ono             |
| Eric Fujimoto          | Kurt Osaki          |
| Steve Goodenow         | Jim Pappas          |
| Virginia Hinshaw       | John Reed           |
| Dean Hirata            | Maryann Sacharski   |
| Peter Ho               | Julia Siljestrom    |
| Howard Ikeda           | Nick Teves          |
| Rob Iopa               | Tyler Tokioka       |
| Henry Katsuda          | Keith Vieira        |
| Bert A. Kobayashi, Jr. | Donna Vuchinich     |
| Chris Kobayashi        |                     |

**SUPPORTING OUR STUDENT-ATHLETES**



▶▶▶ **'AHAHUI KOA 'ĀNUENUE — "The Society of Rainbow Warriors"**

Formed in 1967 to assist the Athletics Department with raising funds for scholarships and recruiting. Since 2003, it has evolved to become the umbrella fundraising organization for all of UH Manoa Athletics scholarships, programs and facilities needs. Works in partnership with UH Foundation, aligned with the goals and direction of UH Athletics and governed by its dedicated volunteer Board of Directors.

▶▶▶ **WHAT WE DO**

**1. SCHOLARSHIP GIVING**

**Preferred Seating Program** - The backbone of scholarship funding for UH Athletics, the Preferred Seating Program has raised over \$30 million since its inception. Season-ticket premiums in designated areas and AKA Sport Packages offering priority for preferred seating, parking and other benefits, provide much needed funds for scholarships.

**Annual Scholarships** - Direct gifts can be made to assist with athletics scholarships and are 100% tax-deductible. Donors can designate a gift to specific programs or the general scholarship fund; funds are expended in the same fiscal year.

**2. PROGRAM GIVING**

Giving opportunities include participation through the following areas:

- ▶▶ Booster Club Program Activities and Memberships
- ▶▶ License Plate Program
- ▶▶ Mainland Golf Tournament
- ▶▶ Annual Fund
- ▶▶ Courtside Seating for Arena Sports

**3. FACILITIES**

Naming opportunities are available for renovating existing athletics facilities or buildings.

**4. ENDOWMENTS AND PLANNED GIFTS**

The ultimate commitment a donor can make for the long-term success of UH Athletics. Endowments and planned gifts create a permanent fund to support scholarships, programs or coaching positions.

**LOG ONTO...**  
**KoaAnuenue.org**  
 ▶ for online giving  
 ▶ upcoming events  
 ▶ booster memberships  
 ...and much more

▶▶▶ **HOW TO REACH 'AHAHUI KOA ANUENUE**

1337 Lower Campus Road ▶▶ Honolulu, HI 96822 ▶▶ Phone (808) 956-6500 ▶▶ Fax (808) 956-4598  
 Website: KoaAnuenue.org ▶▶ Email: contactAKA@KoaAnuenue.org



**JOIN THE GRAND SLAM CLUB NOW AND BECOME A MEMBER OF THE TEAM!  
YOUR DONATION WILL HELP THE BASEBALL PROGRAM  
TO ANOTHER OUTSTANDING SEASON**

**GRAND SLAM CLUB'S MISSION**

The Grand Slam Club is the community support organization for the University of Hawai'i's Baseball program. Founded in 2003 by a core group of business and community members, the mission of the Grand Slam Club is to provide the financial and community support required to achieve success. By success, we mean that the top focus is to provide for the University of Hawai'i baseball team players - the student-athletes.

On the academic front, the Grand Slam Club provides funding for academic advisors and tutoring assistance, especially on the long road trips that take them away from the Manoa classrooms. Computers and other technological advances that allow the players to keep in touch via e-mail with instructors, to turn in homework assignments and to work on term papers are examples of the academic support provided through the Grand Slam Club.

The Grand Slam Club also provides for team meals after each of the home games at the Les Murakami Stadium. Volunteers generously give of their time to provide balanced nutritional meals for the growing athletes. Specialized training equipment, over and above normal budgeted amounts, are also provided to allow the baseball team to compete at the top tier of Division I schools across the country.

The extended family of the UH Baseball program includes the coaching staff, the former baseball players, and the stadium personnel. Each of these groups is an integral part of our success.

We invite you to join the Grand Slam Club. Membership levels are suited to every UH Baseball fan and benefits vary by the amount of your contribution. Your support - at any level - will enable our team to achieve academic success in the classroom and a winning tradition on the baseball diamond.



Aloha kakou baseball fans!

Our commitment to the student-athletes of the Hawai'i Baseball program is to create an environment where greatness can be pursued, both in the classroom and on the baseball field.

The University, Athletics Department, and coaching staff cannot achieve this alone. We need your support. The Grand Slam Club provides the financial and community support that is vital to our success.

Please join the Grand Slam Club and help our student-athletes pursue greatness.

Your support is much appreciated!

Aloha,

Mike Trapasso  
Head Baseball Coach



**Join the Grand Slam Club now and support the UH Baseball Program. If you have any questions, please contact:**

**UH Baseball Office  
Phone: 956-6247  
E-mail: uhbsb@hawaii.edu**

**MEMBERSHIP LEVELS**

**SINGLE**

- ▶▶ Club T-Shirt
- ▶▶ End of Year Reception

**DOUBLE**

- ▶▶ Club T-Shirt & Stadium Seat
- ▶▶ End of Year Reception for 2

**TRIPLE**

- ▶▶ 2 Club T-Shirts & Stadium Seats
- ▶▶ 1 Club Tote & Umbrella
- ▶▶ End of Year Reception for 2

**HOME RUN**

- ▶▶ 2 Club T-Shirts & Stadium Seats
- ▶▶ 2 Club Mugs
- ▶▶ 1 Club Tote & Umbrella
- ▶▶ Pre-Game & End of Year Receptions for 2

**MVP**

- ▶▶ 4 Club T-Shirts & Stadium Seats
- ▶▶ 4 Club Mugs
- ▶▶ 1 Club Tote & Umbrella
- ▶▶ Pre-Game & End of Year Receptions for 4

**GRAND SLAM**

- ▶▶ 4 Club T-Shirts & Stadium Seats
- ▶▶ 4 Club Mugs
- ▶▶ 1 Club Tote & Umbrella
- ▶▶ Pre-Game & End of Year Receptions for 4
- ▶▶ Skybox for 10
- ▶▶ Celebration Table for 10

**CORPORATE**

- ▶▶ 10 Club T-Shirts & Stadium Seats
- ▶▶ 10 Club Flex Fit Hats
- ▶▶ Pre-Game & End of Year Receptions for 10
- ▶▶ Skybox for 10
- ▶▶ Celebration Table for 10
- ▶▶ Use of Bull Pen for Party of 20



**OFFICERS**

**PRESIDENT**

Riley Mende, Baseball

**FIRST VICE PRESIDENT**

Artie Wilson, Men's basketball & baseball

**SECOND VICE PRESIDENT**

Mitch Ka'aiali'i, Football

**SECRETARY**

Leanna Lui, Cheerleading

**TREASURER**

Daniel Arakaki, Swimming

**PAST PRESIDENTS**

Don Weir, football  
 MaryAnn Sacharski, cheerleading coach  
 Jim Donovan, football  
 Wes Kimura, baseball  
 Charles Araki, football, track  
 Artie Wilson, m. basketball, baseball

**EXECUTIVE DIRECTOR**

Erika Buder-Nakasone, cheerleading

**BOARD MEMBERS**

Daniel Arakaki, m. swimming  
 Charles Araki, football, track  
 Brian Derby, football  
 Ed Gayagas, m. basketball, track  
 Doug Hussey, cheerleading  
 Ed Inouye, honorary affiliate  
 Wes Kimura, baseball  
 Daniel Lau, baseball, track  
 Tim Lyons, football  
 Les Matsubara, baseball  
 Taryn Matsuda, cheerleading  
 Rich Miano, football  
 Sam Moku, football  
 Kenneth Nagatani, track  
 Bob Nash, m. basketball  
 Amanda Paterson, soccer  
 Eugene Price, football  
 MaryAnn Sacharski, cheerleading coach  
 Cliff Sanchez, m. basketball  
 Gordon Scruton, m. track  
 Tom Shimabuku, boxing  
 K. Mark Takai, m. swimming  
 Don Weir, football  
 Ross Yamasaki, football



The UH Letterwinners Club was formed in 1997 in order to promote pride and fellowship amongst letterwinners and to provide assistance to past and present athletes.

The LWC holds receptions at the newly renovated clubhouse on the UH Manoa campus. At these gatherings, former athletes have the opportunity to get together and reminisce about their playing days. Aside from enjoying the company of former athletes, the LWC moves beyond socialization by giving back to current student-athletes by donating laptop computers to the Nagatani Academic Center. With the help of these computers, student-athletes on the road are able to keep up with the demands of school while traveling.

Current lifetime members include former UH football head coach and alumnus June Jones (football, baseball, men's basketball); radio personality Larry Price (football, men's volleyball, track); former NFL running back Gary Allen (football); former dean of the UH College of Education, Dr. Charles Araki (football, track); UH men's basketball color analyst Artie Wilson (men's basketball, baseball); chairman of the board and director of the Finance Factors family of companies, Daniel Lau (baseball, track); UH men's basketball head coach Bob Nash (men's basketball); Mahina Eleneki Hugo (women's volleyball), head of La Pietra School for Girls in Honolulu; and current University of Hawai'i associate athletics director, Marilyn Moniz-Kaho'ohanohano (women's volleyball), and UH women's basketball head coach Dana Takahara-Dias (women's basketball).

The sole requirement of joining the LWC is to have been listed for at least one year on a roster of any sport recognized by the Athletics Department.

For more information on the UH Letterwinners Club,  
 log onto [HawaiiAthletics.com/lwc](http://HawaiiAthletics.com/lwc)  
 or contact:  
**Erika Buder-Nakasone**  
 at [uhletwin@hawaii.edu](mailto:uhletwin@hawaii.edu) or call (808) 956-6523.



**Student Affairs Staff**



**DANIEL ARAKAKI**  
Director of Student Affairs



**KRISTI TANIYAMA**  
Assistant Director of Student Affairs

Under the leadership of Daniel Arakaki, the Student Affairs staff assists student-athletes with admissions, housing, meals, financial aid and scholarships. The staff is housed in the Nagatani Academic Center.

One of the primary purposes of the Student Affairs Office is to ensure that all incoming freshman student-athletes meet NCAA Eligibility Center academic standards while assisting coaches with each student-athlete's admission to the University. They work closely with the University's Admissions and Records office during this process.

The Student Affairs staff also evaluates all transcripts for incoming high school and transfer student-athletes. They must validate that

each student-athlete has enough units to meet all of the school's academic entry standards. They assist high school counselors and registrars with the admission and eligibility process.

In addition, the Student Affairs staff assists each student-athlete with on-campus housing and meal plans. For scholarship student-athletes, the staff helps with renewals, summer school and fifth-year scholarships.

The office helps student-athletes seek financial aid including Pell Grants. They also administer the Western Athletic Conference Special Assistance Fund and Student-Athlete Opportunity Fund, which assists with summer school and other financial needs.

**Faculty Athletic Representative**



**DR. PETER NICHOLSON**  
Faculty Representative

Faculty athletic representative Dr. Peter Nicholson plays a key role in UH Manoa's athletic program. As a member of the faculty, not the Athletics Department staff, he has several primary responsibilities including certifying the academic eligibility of all student-athletes; assisting

with ensuring the department and University complies with NCAA and WAC rules; and acting as a liaison between the department and rest of the campus. Dr. Nicholson has been a professor of English at UH Manoa since 1974.

▶▶ **Jack Bonham Award Winners**



University of Hawai'i track and field athlete Annett Wichmann and football player Solomon Elimimian were the recipients of the 2009 Jack Bonham Award in recognition of their outstanding performances on and off the playing field.

The award is given annually to the top male and female senior student-athlete who "best exemplifies the ideals for which Jack Bonham stood for in the areas of athletic excellence, academic achievement, public service, leadership and character."

Elimimian, a linebacker from Los Angeles, Calif., finished his athletic career as the school's all-time leader in tackles with 434. As a senior, he was named the co-Western Athletic Conference Defensive Player of the Year. A two-time all-WAC first-team selection, Elimimian was a nominee for both the Bronko Nagurski and Lombardi awards.

Off the field, Elimimian was a three-time academic all-WAC selection. He was actively involved in community service and participated in numerous church functions.

"Solly was the school's career leader in tackles, but that never mattered to him," head coach Greg McMackin said. "He only cared about the team's success and while he was here, we won. In his four years, we won 35 games, made it to three bowl games, and finished either

first or second in the WAC three times. He took it upon himself to make the defense better and he did everything he could to make sure it happened."

Wichmann is arguably the most decorated track and field athlete in the school's history. She is a three-time All-American and school record-holder in both the heptathlon and pentathlon. Wichmann participated in six NCAA Championships and is a six-time WAC champion in the heptathlon and pentathlon.

The Jena, Germany, native has also excelled in the classroom and she was twice honored as the team's top scholar-athlete. She is a three-time Academic all-WAC honoree and two-time CoSIDA Academic All-American.

"Not only does Annett exemplify excellence both on the track and in the classroom but as a leader within the community," head coach Carmyn James said. "She is hard working, highly motivated, always happy and has been a great ambassador and role model. No doubt she will continue to represent the University of Hawai'i proudly in all that she does."

Considered the most prestigious award in UH Athletics, the Jack Bonham Award is named for the late assistant athletics director who was killed in 1974 in a plane crash in America Samoa. Bonham was returning to the Islands from New Zealand where he was on a recruiting trip at the British Commonwealth Games.


**Academic Staff**



**RON CAMBRA**  
Asst. Vice Chancellor  
for Undergraduate  
Education

**JENNIFER MATSUDA**  
Department Chair  
Student-Athlete  
Academic Services

**DENISE ABARA**  
Advisor



**TRINA KUDLACEK**  
Advisor

**STEPHANIE MILLER**  
Advisor

**MICHELLE NIXON**  
Advisor



**SARA NUNES-ATABAKI**  
Advisor

**JULIE TERLAJE**  
Advisor

**BRANDY KAWASAKI**  
Admin. & Fiscal  
Assistant

**▶▶ Student-Athlete Academic Services**

Academic and athletics go hand-in-hand for student-athletes at UH Manoa. To be successful in both areas, students must learn to balance the various demands in their everyday college life.

Student-Athlete Academic Services, part of the Office of the Assistant Vice-Chancellor for Undergraduate Education, provides the academic support that student-athletes often need to maintain and fine-tune this balancing act. The SAAS advisors (assigned as team advisors) get to know their student-athletes well, assisting them in their academic and personal development. They help student-athletes register for appropriate classes each semester, choose a major, set goals and develop an academic plan towards graduation. SAAS staff also provide special programs and services to meet individual needs, including tutoring and academic mentoring to the approximately 500 student-athletes that participate in UH's 19 intercollegiate sports.

SAAS advisors are specialist faculty who work closely with Dr. Ron Cambra, Asst. Vice-Chancellor for Undergraduate Education, and the Athletics Department staff in a collaborative effort to support student-athletes academically.



**▶▶ Nagatani Academic Center**

The Nagatani Academic Center (NAC), funded by the late Bob Nagatani, was constructed in 1999. The NAC is equipped with two computer labs and remains open an average of 70 hours each week. The center also serves as a space for study halls and tutoring sessions, and it houses the offices of SAAS, Student Services and Compliance staff.

In the Fall of 2002, the NAC Annex opened to accommodate the growing needs of student-athletes. The annex, located on the second floor of the Athletics Complex, has a large central study area with an adjacent break-out room and an additional computer lab that is used for team study hall.

**▶▶ All-Time CoSIDA Academic All-Americans**

**1970-71**  
**Tony Nakazawa**  
Football, 2nd team

**1971-72**  
**Don Satterlee**  
Football, 2nd team

**1977-78**  
**Rick Wagner**  
Football, 2nd team

**1987-88**  
**William Bell**  
Football, 2nd team

**1992-93**  
**Tracy Loo**  
Softball, 1st team  
**Jason Elam**  
Football, 2nd team

**1996-97**  
**Angelica Ljungquist**  
W Volleyball, 2nd team

**1997-98**  
**Chris Shinnick**  
Football, 1st team

**2001-02**  
**Dejan Miladinovic**  
M Volleyball, 1st team  
**Costas Theocharidis**  
M Volleyball, 2nd team  
**Predrag Savovic**  
M Basketball, 3rd team

**2002-03**  
**Costas Theocharidis**  
M Volleyball, 1st team\*  
**Carl English**  
M Basketball, 3rd team  
\* - selected At-Large  
Team Member of the Year

**2003-04**  
**Michael Kuebler**  
M Basketball, 1st team  
**Lily Kahumoku**  
W Volleyball, 2nd team  
**Kurt Boehm**  
M Swimming, 3rd team

**2004-05**  
**Joelle Sugai**  
W Soccer, 3rd team  
**2006-07, 2007-08**  
**2008-09**  
**Annett Wichmann**  
Track & Field, 3rd, 2nd  
and 1st team

**Compliance**



**AMANDA PATERSON**  
Director of Compliance

The UHM Compliance Office is dedicated to a comprehensive program that educates its student-athletes, prospective student-athletes, staff, community members and boosters about the importance of adhering to NCAA, WAC and institutional rules and ensures and promotes institutional control over the Athletics Department.

We implore all students, coaches, staff, community members and boosters to be diligent in adhering to these rules. If you have any questions, please don't hesitate to ask first before you act.

Amanda Paterson  
Director of Compliance  
University of Hawai'i at Manoa  
Phone: (808) 956-4501  
Email: apaterso@hawaii.edu

▶▶▶ Who is a Booster (or "Representative of UH's Athletics Interests")?

Under NCAA rules, you are a booster if:

- You have been a member of a booster organization that supports UHM Athletics;
- You have made any financial donation to UHM Athletics;
- You have been a season-ticket holder;
- You have provided benefits to enrolled student-athletes or their relatives or friends.

Also remember: once a booster, always a booster—for life.

▶▶▶ Who is a Prospective Student-Athlete?

A prospective student-athlete is any individual who has begun classes for the ninth grade, regardless of his or her athletic participation. In men's basketball, a prospective student-athlete is anyone who has started classes in the seventh grade. It is possible for younger students to be prospects if the individual is provided financial assistance or other benefits that are not provided to prospective students generally.

▶▶▶ Who is an Enrolled Student-Athlete?

An individual becomes an enrolled student-athlete, and is no longer a prospect, upon his or her first participation in official practice activities or attendance at the first day of classes at UHM during the regular academic year, whichever occurs first. The individual retains the status of enrolled student-athlete for so long as he or she remains a member of a team while attending UHM as a full-time student.

▶▶▶ Do's & Don't—Boosters & Prospects

**Under NCAA rules, a booster MAY:**

- Attend events where prospects are present.
- Continue normal contacts with prospects with whom they have a pre-established relationship.
- Arrange employment for a prospect after he or she has completed high school.
- Notify UHM coaches of prospects who may be strong additions to UHM athletic teams.

**Under NCAA rules, a booster may NOT:**

- Contact prospects or be involved in the recruitment of prospects in any way.
- Contact a prospect's coach, principal or counselor in an attempt to evaluate a prospect.
- Visit the prospect's institution to pickup films or transcripts to assist in UHM's evaluation of the prospect.
- Make arrangements for a prospect or a prospect's family or friends to receive money or financial aid of any kind.
- Provide a prospect or a prospect's family or friends with free or reduced-price tickets to attend an athletics event.
- Arrange employment for a prospect's family member or friends.
- Provide a prospect or the prospect's family or friends with a gift or benefit of any kind, including clothing, free or reduced-cost housing, use of a car, equipment, apparel, meals and transportation.
- Provide a loan to, or co-sign a loan for, a prospect or a prospect's family or friends.
- Entertain a high school, prep school or two-year college coach.

▶▶▶ DO'S & DON'TS...BOOSTERS & ENROLLED STUDENT-ATHLETES

**Under NCAA rules, a booster MAY:**

- Provide an enrolled student-athlete with an occasional meal (maximum 3 times per year) as long as:
  - ▶ It is reported to the Compliance Office before the meal occurs;
  - ▶ It takes place in the locale of UHM;
  - ▶ It is provided in the booster's home (i.e., no restaurants); and
  - ▶ It is restricted to infrequent or special occasions.
- Employ an enrolled student-athlete as long as:
  - ▶ The student completes and submits the work approval form to the Compliance Office;
  - ▶ The student is compensated only for work actually performed at the going rate in that locale for similar services;
  - ▶ The student is not hired based on publicity, reputation or fame obtained due to athletics ability;
  - ▶ The student is not provided with any benefits not enjoyed by all other employees.

- Have contact with an enrolled student-athlete.
- Contribute money or make donations in-kind. A booster may contribute money to an athletics team, provided the funds benefit the team in general and are not earmarked for a particular student-athlete. In addition, a booster may make donations in-kind for the benefit of a team (e.g., equipment, practice/competition apparel).

**Under NCAA rules, a booster may NOT:**

- Provide an enrolled student-athlete with any extra benefit. The general rule is if the benefit is available to all students, then a student-athlete can also accept the benefit.
- The list of impermissible benefits for enrolled student-athletes includes, but is not limited to:
  - Providing cash or loans in any amount.
  - Co-signing a loan.
  - Providing gifts of any kind, including birthday or holiday gifts.
  - Providing free or reduced-cost housing.
  - Providing meals (except for occasional home meals as noted above), clothing, transportation, or the use of an automobile.
  - Providing special discounts for goods or services (e.g., discount car repairs, legal services, haircuts).
  - Providing an honorarium for a speaking engagement.
- Involve student-athletes in commercial advertising. NCAA rules do not permit a student-athlete's name, picture, or appearance to be used to advertise, recommend or promote the sale or use of a commercial product or service of any kind. Under certain specified conditions, however, a student-athlete may be involved in charitable, educational and non-profit promotional activities. Any such activities require the prior approval of the Athletics Department. If you would like a UHM student-athlete to be involved in a community service program, please contact Cindy Rote, Director of Student Services, at (808) 956-4325.

**CHAMPS/  
Life Skills**



**CINDY ROTE**  
Director of Student-Athlete Development

**UH CHAMPS/Life Skills**

- **Commitment to Academic Excellence:** To support the academic progress of the student-athlete towards intellectual development and graduation. (Nagatani Academic Center)
- **Commitment to Athletic Excellence:** To build philosophical foundations for the development of athletic programs that are broad-based, equitable and dedicated to the well-being of the student-athlete. (Teams, Coaches, Trainers, Staff, Equipment, Facilities)
- **Commitment to Personal Development:** To support the development of a well-balanced lifestyle for student-athletes, encouraging emotional well-being, leadership, personal growth and decision-making skills. (SAAC Leadership Retreat, Drug, Alcohol, Nutrition and Mental Training Workshops)
- **Commitment to Career Development:** To encourage the student-athlete to develop and pursue career and life goals. (Launch a Rainbow, Leaders of Tomorrow - Career Mentor program for Juniors & Seniors)
- **Commitment to Service:** To engage the student-athlete in service to his or her campus and surrounding communities. (American Cancer Society's Relay for Life, Reading Days at local elementary schools)

The Life Skills program enables the student-athletes to take part in interactive classes, programs, workshops and community service projects that support the five CHAMPS commitment areas:

- Use Athletics as a learning tool for achievement in everyday life.
- Support students towards intellectual development and their educational experiences.
- Help student-athletes explore and pursue career opportunities.
- Promote responsibility in student-athletes' personal and social lives.
- Enable student-athletes to make meaningful contributions to the community.
- Foster growth in decision-making and planning.
- Build leadership skills and enhance interpersonal relationships.

**UH Student-Athlete Development Mission Statement**

The mission of the NCAA is to maintain intercollegiate athletics as an integral part of the campus educational program and the athlete as an integral part of the student body. With this in mind, the CHAMPS / Life Skills program (Challenging Athletes Minds for Personal Success) was created to support the student development initiatives of its member institutions and to enhance the quality of the student-athlete experience within the university setting.

At the University of Hawai'i, we believe that the development of the whole student-athlete (athletically, academically and personally) is crucial to their success in college and, more importantly, in life once their sport participation is over. We strive to help all student-athletes achieve an overall commitment to excellence by fostering individual development and providing an environment of total support.



**Athletic Training Staff**



**ERIC OKASAKI**  
Head Athletic Trainer



**JAYSON GOO**  
Assistant Athletic Trainer



**TAKASHI MORIBE**  
Assistant Athletic Trainer



**LYN NAKAGAWA**  
Assistant Athletic Trainer



**RENAE SHIGEMURA**  
Assistant Athletic Trainer



**BRIAN WONG**  
Assistant Athletic Trainer

**Team Physicians**



**DR. ANDREW NICHOLS**  
Head Team Physician



**DR. TIFFANY FORMAN**  
Team Physician

**GRADUATE ASSISTANTS**

Mark Samonsky  
Nozomi Suzuki  
Takashi Tanaka

**Medical Consultants**



**DR. JOHN AOKI**



**DR. ROBERT ATKINSON**



**DR. SPENCER CHANG**



**DR. KIMO HARPSTRITE**



**DR. ELIZABETH IGNACIO**



**DR. BYRON IZUKA**



**DR. ROBERT KAGAWA**



**DR. DARYL KAN**



**DR. CALVIN OISHI**



**DR. GEOFF REYNOLDS**



**DR. RON REYNOLDS**



**DR. DANIEL SINGER**



**DR. SID SMITH**



**DR. KIM WISCHMAN**



Serving nearly 500 student-athletes in 19 intercollegiate programs at the University of Hawai'i Athletics Department is all in a day's work for the UH athletic training staff.

Eric Okasaki, an athletic trainer at UH for over 30 years, heads the staff. He has seen the department grow by leaps and bounds. Okasaki was the athletic trainer for the 1980 Rainbow baseball team that advanced to the College World Series and has gone to the NCAA Tournament with the Rainbow Wahine softball team the past two seasons, while servicing all the other UH sports in between.

Okasaki is assisted by five veteran assistant athletic trainers in Jayson Goo, Takashi Moribe, Lyn Nakagawa, Renae Shigemura and Brian Wong. In addition, certified graduate assistants and athletic training students help in the overall operation of the athletic training facility.

The athletic training staff also includes a medical staff, comprised of team physician Dr. Andrew Nichols and a number of consultants from throughout the community. They attend most UH-hosted events to provide assistance to the athletic training staff.

The medical staff conducts general physicals and orthopedic examinations on each student-athlete to ensure they meet the minimum requirements necessary to compete in Division I athletics.

The athletic training staff is responsible for the care, prevention, evaluation and rehabilitation for each of the student-athletes in their respective athletic programs. All graduate assistants and full-time staff are certified by the National Athletic Trainers' Association (NATA) and travel with various athletics programs.

In the fall of 2004, the Makai Athletic Training Room, the main training room for the Athletics Department, received a \$1 million renovation. The facility features treatment and taping areas, walk-in hot and cold therapy pools, and offices for the team physician and staff.

There are also three other athletic training rooms on the UH lower campus: the Mauka Athletic Training Room and facilities at the Les Murakami Stadium and Stan Sheriff Center.

Each are equipped with the latest technological resources on injury prevention and rehabilitation. Isokinetic and cardiovascular machines, electrical modalities and X-ray units are available.

The athletic training staff also works with the Kinesiology and Rehabilitation Sciences (KRS) program in providing a clinical setting for athletic training students to work on their master's degrees at the University and towards NATA certification.





**STRENGTH STAFF**



**TOMMY HEFFERNAN**  
Strength Coach



**MEL deLAURA**  
Assistant Strength Coach

Since its construction in 1994, the Alexander C. Waterhouse Physiology Research and Training Facility has provided University of Hawai'i student-athletes the tools to excel with quality strength training in their respective sports.

Strength and conditioning coach Tommy Heffernan heads the staff along with Mel deLaura and graduate assistants Kenny Esquivel, Grant Steen and Ian Hasegawa. Heffernan and his team provide guidance and observe approximately 450 UH student-athletes for optimal performance and injury prevention.

The student-athletes are granted the opportunity to utilize various strength, flexibility and conditioning methods, along with an education in body-type testing and nutrition for the athletes to develop optimal individual performance and injury prevention. From the moment the student-athletes enter UH, the staff keeps records to chart each one's career progression.

The 10,000-square-foot facility is named after the late Alexander C. Waterhouse, who was inducted to the UH Circle of Honor in 1997. Waterhouse, a lifelong supporter of Hawai'i athletics, was the founder and chairman of the Na Kōa Football Booster Club and a member of the 'Ahahui Koa Anuenue Board of Directors.

Before his passing in March 1999, Waterhouse presented the University with a \$300,000 contribution to establish one of the finest training facilities in the country.

**Alexander C. Waterhouse Training Facility**

**QUICK FACTS**

10,000 square feet of room

More than \$300,000 worth of high-tech strength and conditioning equipment

23,000 pounds of free weights from YORK Barbell molded with custom UH logos

Eight new Wersan Olympic sets of plates

26 TEXAS Power Bars

14 platforms, 13 power racks, 6 inclines, 7 benches, dumbbells and leg press machines of KELL equipment

HAMMER STRENGTH machines used by NFL and NBA teams

BEAR machines for squatting and jump training

SAMSON machines for legs



The late  
**ALEC WATERHOUSE**



In the season that saw the three-millionth fan enter the gates at the Les Murakami Stadium, the facility completed its most recent facelift, as all 4,312 seats were replaced.

The new seats are all green instead of the red, orange and blue seats of before. They were implemented in the fall of 2008, giving the stadium a fresh new look.

This comes less than a year after the surface got an upgrade. During the winter of 2007, the stadium's AstroTurf surface was ripped away to make room for the new Domo Turf surface.

The new surface features polyethylene blades that resemble blades of grass. It was then filled in with sand and rubber granules to cushion the turf and give a grass-like feel. The only dirt on the field is at the batter's box and the pitcher's mound, with different colored turf circling the infield.

After 25 years at what was formerly known as Rainbow Stadium, Hawai'i has seen 2,928,996 fans attend baseball games. They have averaged 2,844 in the 1,030 games played at Les Murakami Stadium.

The stadium was first built in 1984 on the site of the old UH Stadium, which sat approximately 2,500 fans. With the success of his teams of the late 1970s and early 1980s, Head Coach Les Murakami led a charge to build a facility that could accommodate the droves that he foresaw. With the help of political backers at Washington Place, the state appropriated the money for the project, which took less than nine months to complete before its debut in UH's Feb. 17, 1984, game vs. Stanford.

For the first season, UH played on the original playing surface, which was natural grass. The basepaths, pitcher's mound and home plate consisted of a mixture of sand and crushed lava rocks. The roof only shaded the press box and a portion of the area in front of the press box.

Rainbow Stadium, as it was first named, cost \$11.2 million in 1984. Adding a roof covering from first to third base and the original AstroTurf in 1985 pushed the final price tag to \$12.2 million.

In October 2001, the University then decided to change the name of the stadium to Les Murakami Stadium, honoring the man responsible for its building.

Murakami was the school's first Division I full-time head coach and the 11th coach in the program's history, dating back to 1923. Not only did he turn the program into an NCAA Division I team that consistently competed on a national level for much of his tenure, but he was also largely responsible for the building of the stadium that is now compassionately known as "the house that Les built."

The stadium seats 4,312 with 3,738 of the seats covered to shelter fans from the "Manoa mist" that comes and goes throughout the day. It is a two-tiered structure with three levels of seating.

In the middle of the upper section is the two-tiered pressbox, which also features one radio and one television booth on opposite sides.

The stadium contains two sunken dugouts with separate locker room facilities.

There is also a hospitality room, meeting room, locker room for umpires, lounge for UH players and a training room. The stadium has hosted over 2.9 million fans over the years, featuring an average of more than 2,800 per game with 228 all-time sellouts.

During one six-year span from 1989 to '94, Rainbow baseball was at its most prosperous. In 279 home dates in that span, UH had a home record of 195-84 for a 69.9 winning percentage. Attendance flourished during that stretch, averaging 3,524 for a total attendance of 983,261, including 179 sellouts, nearly 65 percent of those games.

UH led the country in attendance twice, in 1986, averaging 2,599, and in 1992, averaging 4,433. The 208,378 fans that came through the gates in 1992 set an NCAA record that has since been eclipsed by Texas, and later Louisiana State.

Les Murakami Stadium has attracted numerous events over the years. It was home to the minor league Hawai'i Islanders in 1986 and the Hawai'i Winter Baseball League on two separate stints. The Hawai'i Island Movers summer baseball club has used the facility for more than 20 years. Other athletic events held there include the HHSAA state baseball championships, the AJA Baseball playoffs, the PAL opening ceremonies, Best of the West High School tournaments, UH Athletics Department Fun Run, the Special Olympics and numerous baseball clinics, including the Cal Ripken-Hideo Nomo Camp.

## LES MURAKAMI STADIUM

### Home Attendance

| Year         | Attendance       | Average      | Dates        | Sellouts   |
|--------------|------------------|--------------|--------------|------------|
| 1984         | 104,177          | 2,216        | 47           | 11         |
| 1985         | 106,526          | 1,746        | 61           | 4          |
| 1986         | +114,367         | 2,599        | 44           | 3          |
| 1987         | 105,646          | 2,401        | 44           | 6          |
| 1988         | 125,752          | 2,566        | 49           | 14         |
| 1989         | 123,330          | 2,517        | 49           | 21         |
| 1990         | 118,305          | 2,366        | 50           | 20         |
| 1991         | 143,027          | 3,043        | 47           | 31         |
| 1992         | +208,378         | 4,433        | 47           | 43         |
| 1993         | 200,525          | 4,663        | 43           | 34         |
| 1994         | 189,696          | 4,411        | 43           | 30         |
| 1995         | 146,712          | 3,860        | 38           | 5          |
| 1996         | 129,696          | 3,325        | 39           | 0          |
| 1997         | 108,537          | 2,783        | 39           | 0          |
| 1998         | 98,441           | 2,524        | 39           | 1          |
| 1999         | 98,668           | 2,741        | 36           | 0          |
| 2000         | 95,386           | 2,445        | 40           | 0          |
| 2001         | 87,029           | 2,417        | 36           | 0          |
| 2002         | 94,804           | 2,708        | 35           | 0          |
| 2003         | 96,376           | 2,604        | 37           | 0          |
| 2004         | 93,181           | 2,452        | 38           | 1          |
| 2005         | 97,268           | 2,701        | 36           | 0          |
| 2006         | 81,881           | 2,558        | 32           | 2          |
| 2007         | 88,978           | 2,696        | 33           | 2          |
| 2008         | 72,310           | 2,582        | 28           | 1          |
| 2009         | 92,717           | 2,990        | 31           | 3          |
| <b>Total</b> | <b>3,021,713</b> | <b>2,847</b> | <b>1,061</b> | <b>232</b> |

+ Indicates led country in attendance.

**1. Aloha Stadium**

Home of the Warrior football team since 1975. The 50,000-seat stadium has also served as home to NFL's Pro Bowl and the Sheraton Hawai'i Bowl.

**2. Athletics Complex**

Houses athletic administration, staff and coaches' offices. Also features two practice gyms, academic center, locker, equipment and training rooms.

**3. Clarence T. C. Ching Athletics Complex**

The Clarence T. C. Ching Field, the University of Hawai'i at Manoa's only on-campus, all-purpose track and field, football, soccer and recreational facility, will be transformed into the Clarence T. C. Ching Athletics Complex to more fully realize its potential as a center of intercollegiate, student and community events.

**4. Les Murakami Stadium**

Home to the baseball team and renamed in 2002 after the former coach who guided the Rainbows for 31 years. The LMS seats 4,312.

**5. Duke Kahanamoku Aquatic Complex**

Home to the men's and women's swimming and diving teams and women's water polo team. Named after the great Hawaiian Olympic swimmer and surfer, the DKAC seats 2,000.

**6. Alexander Waterhouse Training Facility**

The 10,000-square-foot facility features state-of-the-art training equipment.

**7. Practice Fields**

Two grass practice fields for the football and women's soccer teams.

**8. Waipio Peninsula Soccer Stadium**

Home to the women's soccer team since 2000. Located off the shores of Pearl Harbor, the WPSS seats 4,500.

**9. Rainbow Wahine Softball Stadium**

Home to the softball team. Renovated to seat 1,200 in 1998. Also served as summer training ground for U.S. National Team.

**10. UH Tennis Complex**


Home to the men's and women's tennis teams. Underwent major renovation in 2004. Seats approximately 1,000.

**11. Stan Sheriff Center**

Home to the men's and women's basketball and volleyball teams since 1994. The facility has hosted the 1998 & 2004 NCAA men's volleyball championships and the 1999 NCAA women's volleyball championship. Seats 10,300.

**12. Marine Education & Training Center**

Home to the co-ed and women's sailing teams since 1995.



**HEAD COACH MIKE TRAPASSO**

Rainbow baseball coach Mike Trapasso has been at UH for eight years, posting six winning records and an NCAA Regional appearance in 2006. The 'Bows have finished second in the WAC standings to Fresno State twice in the past four seasons. Trapasso has helped to mold 33 all-WAC selections and 25 players that have signed to play professional baseball.

**THE TRADITION**

The Hawai‘i baseball program has a rich tradition, advancing to 12 NCAA Tournaments. In 1980, the 'Bows lost the national championship game to Arizona, posting the program's best finish. Recently, the Rainbows returned to the NCAA Regional in 2006, advancing to the regional championship game before falling to eventual national champion Oregon State.

**NATIONAL SCHEDULE**

The Rainbows have made a reputation for playing tough non-conference schedules over the years, and this year is no different. UH's non-conference schedule ranks 22nd according to the Boyd's World rankings, and includes four teams ranked in the Collegiate Baseball Preseason Top 40 poll. UH opens the season with four games against No. 10 Oregon State, will play three games at No. 4 Cal State Fullerton, and will play single games at No. 24 San Diego and No. 26 Stanford. In 2009, Hawai‘i faced four ranked teams in non-conference play, winning seven of the 17 games against ranked opponents.

**WESTERN ATHLETIC CONFERENCE**

The WAC has consistently been a tough baseball conference throughout its history, but has especially made waves nationally in the past seven seasons. In the past seven seasons, the WAC has won two national titles, tied for the most during that stretch with the Pac-10 (with Oregon State winning in 2006 and '07). In 2003, Rice won the national title representing the WAC. Then, in 2008, Fresno State made a great run through the NCAA Tournament, winning the WAC its second national title in six seasons.

**LES MURAKAMI STADIUM**

Les Murakami Stadium serves as home to the Rainbows and is one of the top college baseball facilities in the Western United States. The 4,312-seat stadium recently got a facelift, importing a new DomoTurf surface on the field and new, green seats in the stands.

**FAN SUPPORT**

Hawai‘i consistently brings in great baseball crowds, averaging over 2,500 a game in all but four seasons since 1986. Since opening the stadium in 1984, UH has seen 232 sellouts in 1,061 dates. The Rainbows led the country in attendance in both 1986 and '92. The 1992 season started a stretch of three years where the 'Bows averaged over 4,400 and sold out 79-percent of their games. In 2009, UH passed the three-million fan mark and currently the tally stands at 3,021,713.

**ACADEMIC SUPPORT**

Even after the expiration of their athletic eligibility, UH Athletics and its commitment to academic excellence provide student-athletes with assistance and opportunities to complete their degrees.

**STRENGTH PROGRAM**


The baseball team's strength and conditioning regimen strives to enhance the student-athlete's performance and prevent injuries, therefore developing a better baseball player.

**THE UNIVERSITY**

Several national publications have given UH favorable reviews, including The Chronicle of Higher Education, which listed the school amongst the top 59 research universities in the United States. UH also enjoys the recognition of being designated as one of a dozen institutions in the nation that is designated as a land, space and sea grant institution.

**HAWAI‘I EXPERIENCE**

In addition to the many great features unique to UH, the islands themselves offer a tremendous cultural experience. The 50th state, particularly the city of Honolulu, has a wealth of cultures and history as well as warm, sunny weather during the football season. Honolulu was recently selected as the fifth best place to live in the United States in the 2005 edition of "Cities Ranked and Rated" by Bert Sperling and Peter Sander.





NI'HAU • KAUA'I • O'AHU • MOLOKA'I • MAUI • KAHO'OLAWA • LANA'I • HAWAI'I

# WELCOME TO HAWAI'I

---

## THE ALOHA STATE



### AN EDUCATION IN PARADISE

---

University of Hawai'i's flagship campus located in Mānoa is only minutes from world-renowned landmarks Waikiki Beach and Diamond Head.

Featuring a student body of over 20,000 from diverse communities, a wide-range of curriculum and athletics complement the superb year-round weather that makes the University of Hawai'i at Mānoa your ideal destination to study, live, and play.

# 2010 RAINBOW BASEBALL SCHEDULE

## FEBRUARY 2010

| SUN  | MON  | TUE | WED | THU  | FRI  | SAT  |
|--|--|-----|-----|--|--|--|
|  | 1  | 2   | 3   | 4  | 5  | 6  |
| 7  | 8  | 9   | 10  | 11   | 12   | 13   |
| 14   | 15   | 16  | 17  | 18   | 19  6:35 pm | 20  1:05 pm |
| 21  1:05 pm | 22  5:05 pm | 23  | 24  | 25  6:35 pm | 26  6:35 pm | 27  1:05 pm |
| 28  1:05 pm |  |     |     |  |  |  |

## MARCH 2010


| SUN  | MON  | TUE | WED  | THU   | FRI  | SAT  |
|--|--|-----|--|---|--|--|
|  | 1  | 2   | 3  | 4  6:35 pm | 5  3:35 pm (DH) | 6  12:05 pm |
| 7  | 8  | 9   | 10   | 11  | 12  6:35 pm     | 13  6:35 pm |
| 14  1:05 pm | 15  6:35 pm | 16  | 17   | 18  | 19  6:35 pm     | 20  6:35 pm |
| 21  1:05 pm | 22  6:35 pm | 23  | 24  6:30 pm | 25  | 26  7:00 pm     | 27  6:00 pm |
| 28  1:00 pm | 29  3:00 pm | 30  | 31   |   |  |  |

## APRIL 2010

| SUN   | MON | TUE   | WED | THU  | FRI   | SAT   |
|---|-----|---|-----|--|---|---|
|   |     |   |     | 1  | 2  6:35 pm     | 3  6:35 pm         |
| 4  1:05 pm     | 5   | 6   | 7   | 8  | 9  6:35 pm*    | 10  3:05 pm (DH)*  |
| 11  1:05 pm*   | 12  | 13  | 14  | 15   | 16  2:00 pm*   | 17  11:30 am (DH)* |
| 18  1:00 pm*  | 19  | 20  6:00 pm | 21  | 22  6:00 pm* | 23  6:00 pm*  | 24  3:00 pm*      |
| 25  1:00 pm* | 26  | 27  | 28  | 29   | 30  6:35 pm* |   |

## MAY 2010

| SUN   | MON | TUE  | WED  | THU   | FRI  | SAT   |
|---|-----|--|--|---|--|---|
|   |     |  |  |   |  | 1  3:05 pm (DH)*   |
| 2  1:05 pm*    | 3   | 4  | 5  | 6   | 7  | 8   |
| 9   | 10  | 11   | 12   | 13  6:35 pm* | 14  3:35 pm (DH)* | 15  |
| 16  1:05 pm*  | 17  | 18  5:30 pm  | 19   | 20  | 21  6:00 pm*     | 22  1:00 pm (DH)* |
| 23  1:00 pm* | 24  | 25   | 26  | 27         | 28              | 29               |
| 30  | 31  | 2010 WAC BASEBALL TOURNAMENT - Mesa, AZ<br>NCAA Regionals (June 4-6)<br>NCAA Super Regionals (June 11-13)<br>College World Series (June 19-27) |  |   |  |   |

 = Home games played at Les Murakami Stadium  
 \* denotes Western Athletic Conference game  
 All times local to site and subject to change

