

MARSHALL.



**2023
MARSHALL FOOTBALL
GAME NOTES**

Marshall at East Carolina

General Information

Game Two

Marshall (1-0) at East Carolina (0-1)

Date: Saturday, Sept. 9

Time: 4 p.m.

Location: Greenville, N.C.

Venue: Dowdy-Ficklen Stadium (50,000)

Television: ESPNU

Radio: Thundering Herd Sports Network

Series: ECU leads 11-5

Media Relations

Grant Traylor is Marshall's Associate Athletic Director of Communications. Contact Grant for Thundering Herd football information and requests.

Office: 304-696-4660 Cell: 304-417-5222 E-mail: traylor8@marshall.edu

Online Resources

HerdZone.com - The official Marshall Athletics website. Rosters, record books, statistical information, etc., can be accessed here.

SunBeltSports.org - Statistics and online media guide are available here.

CollegePressBox.com - Game notes, statistics, quotes, media guides, etc., are available.

Schedule

Date	Opponent	Time/Result
Sept. 2	Albany	W, 21-17
Sept. 9	at East Carolina	4:00
Sept. 23	Virginia Tech	TBA
Sept. 30	Old Dominion (Homecoming)	TBA
Oct. 7	at N.C. State	TBA
Oct. 14	at Georgia State	TBA
Oct. 19 (Thu.)	James Madison	7:00
Oct. 28	at Coastal Carolina	TBA
Nov. 4	at Appalachian State	TBA
Nov. 11	Georgia Southern	TBA
Nov. 18	at South Alabama	TBA
Nov. 25	Arkansas State	TBA

bold = Sun Belt Conference game



Play-by-Play Jay Alter

Analyst.....Rene Ingoglia



Pregame coverage along the West Virginia Lottery Thundering Herd Sports Network from Learfield begins two hours prior to the opening kickoff.

Play-by-Play Steve Cotton (28th season)

Analyst.....Mark Martin (13th season)

HostDave Wilson (11th season)

Studio Host Jacob Munch (first season)

Spotter/Statistician..... Jim Woodrum (26th season)

Marshall Football

Head CoachCharles Huff

Alma Mater Hampton, 2005

Record at Marshall 17-10 (third season)

Career Record same

2022 Record.....9-4

2022 Conference Record5-3, Sun Belt East

2022 Bowl Game..... Myrtle Beach Bowl (Marshall 28, UConn 14)

Offense Multiple

Offensive Starters Returning/Lost8/3

Defense Multiple

Defensive Starters Returning/Lost5/6

Marshall University

LocationHuntington, W.Va. (population 46,139)

Founded1837

Enrollment 10,835

Colors..... Kelly Green (PMS 354) and White

Nickname Thundering Herd

Mascot Marco the bison

Stadium..... Joan C. Edwards Stadium

Capacity 30,475

Year Opened 1991 (as Marshall University Stadium)

Surface.....AstroTurf RootZone 3D3 Blend (installed 2022)

Conference.....Sun Belt (East Division)

President..... Brad Smith

NCAA Faculty RepresentativeDr. Karen McComas

Athletic Director..... Christian Spears

This Week's Game



**Marshall
at
East Carolina**



Saturday's meeting will be the 17th meeting all-time between Marshall and East Carolina. ECU leads the series 11-5 and is 7-0 in Greenville against the Thundering Herd.

The Coaches

Marshall.....Charles Huff (Hampton, 2005)
 Career Record 17-10 (third season)
 Record at Marshall same

AlbanyMike Houston (Mars Hill, 1994)
 Career Record 102-50 (13th season)
 Record Albany 22-25 (5th season)

2023 Statistical Comparison

	Marshall	ECU
Scoring Offense	21.0	3.0
Scoring Defense	17.0	30.0
Total Offense	413	235
Total Defense	300	402
Rushing Offense	145	103
Rushing Defense	106	122
Passing Offense	268	132
Passing Defense	194	280
Turnover Margin	-1	-1

A Special Road Trip

Marshall's first road trip of the 2023 season takes the Thundering Herd to Greenville, North Carolina to meet East Carolina in a battle of history-bound rivals through tragedy.

Marshall's football team was traveling back from East Carolina following a 17-14 loss at Dowdy-Ficklen Stadium on Nov. 14, 1970 when Southern Airways Flight 932 - the plane carrying Marshall's team and travel party - crashed upon re-entry to Tri-State Airport. All 75 persons aboard the plane perished.

Winning No. 600

Marshall's victory over Albany last week not only got the season off to a 1-0 start, it also marked the Thundering Herd's 600th program win against collegiate competition in its storied history.

Marshall is now in its 117th season of college football, but the program dates back to 1895 when games were played against semi-pro, YMCA, or high school teams. Those games are not counted in the all-time results.

Marshall's record against college teams is 600-539-35.

Quite The Tribute

Outside of Dowdy-Ficklen Stadium, East Carolina has placed a memorial plaque to honor the victims of the 1970 Marshall plane crash.

"This memorial is dedicated in memory of the 1970 Marshall University football team that valiantly played its final game on this very gridiron. The tragedy will be remembered and honored through this memorial for a team that gave its all. Their flight to eternity forever changed the lives of those who dearly loved them. We honor their dedication, discipline and devotion to the game of football as no other team in history has given so much. They shall live on in the hearts of their families and friends forever and this memorial records the loss to their university and the entire intercollegiate athletic community.

Sun Belt Conference

Standings

School	Conf.	Pct.	Overall	Pct.	Streak
East Division					
App State	0-0	.000	1-0	1.000	W1
Georgia Southern	0-0	.000	1-0	1.000	W1
Georgia State	0-0	.000	1-0	1.000	W1
James Madison	0-0	.000	1-0	1.000	W1
Marshall	0-0	.000	1-0	1.000	W1
Coastal Carolina	0-0	.000	0-1	.000	L1
Old Dominion	0-0	.000	0-1	.000	L1
West Division					
Louisiana	0-0	.000	1-0	1.000	W1
Southern Miss	0-0	.000	1-0	1.000	W1
Texas State	0-0	.000	1-0	1.000	W1
Troy	0-0	.000	1-0	1.000	W1
ULM	0-0	.000	1-0	1.000	W1
Arkansas State	0-0	.000	0-1	.000	L1
South Alabama	0-0	.000	0-1	.000	L1

This Week's Schedule



Saturday

Troy at No. 16 Kansas State	Noon
James Madison at Virginia	Noon
Texas State at UTSA	3:30
Marshall at East Carolina	4:00
SE Louisiana at South Alabama	5:00
Appalachian State at No. 21 North Carolina	5:15
UAB at Georgia Southern	6:00
Louisiana at Old Dominion	6:00
Jacksonville State at Coastal Carolina	7:00
UConn at Georgia State	7:00
Memphis at Arkansas State	7:00
Lamar at UL Monroe	8:00
Southern Miss at No. 8 Florida State	8:30

Sun Belt Preseason Poll (voting by coaches)

East Division

1. James Madison – 78 Points (4)
2. App State – 75 Points (4)
3. Coastal Carolina – 71 Points (3)
4. Marshall – 68 Points (2)
5. Georgia Southern – 52 Points (1)
6. Georgia State – 31 Points
7. Old Dominion – 17 Points

West Division

1. Troy – 92 Points (10)
2. South Alabama – 85 Points (4)
3. Louisiana – 64 Points
4. Southern Miss – 62 Points
5. Texas State – 36 Points
6. Arkansas State – 33 Points
7. ULM – 20 Points

Preseason All-Sun Belt Honors (by coaches)

First Team

Micah Abraham (DB)
Eli Neal (LB)
Logan Osburn (OL)
Owen Porter (DL)

Second Team

Rasheen Ali (RB)
Ethan Driskell (OL)

Media Information

Marshall Media Relations Staff




Grant Traylor

Associate Athletic Director of Communications
E-mail: traylor8@marshall.edu
Gameday location: Press Box



Rodney Kasey

Assistant Athletic for Digital Strategy and Brand Management
E-mail: kaseyr@marshall.edu
Gameday location: Field



Cody Linn

Associate Director for Strategic Communications
linnc@marshall.edu
Gameday location: Press box - Stat crew



David O'Leary

Associate Director of Digital Content
E-mail: oleary8@marshall.edu
Gameday location: Press box - Participation

Follow the Herd



@HerdFB



Herd_FB



Marshall University Football

Game Credentials

All requests for working press and broadcast credentials for the 2023 Marshall football season should be made through **Grant Traylor**.

Credential Distribution

Any credentials not picked up prior to game day will be at the Fans Assistance gate (located near Gate A) at Joan C. Edwards Stadium, starting two hours prior to kickoff.

Parking

Parking will be accommodated on a space-available basis. The media parking lot is on 18th Street, two blocks west of Joan C. Edwards Stadium. To reach the 18th Street Lot, travel west along Third Avenue (a one-way street) and make your way to the left lane. There's a traffic light at 18th Street - turn left at that light. This puts you into the 18th Street Lot. **These spaces are normally used for handicap parking on the Marshall campus. This is not the case on game day - media members can park in these handicap spaces by displaying their parking pass on GAME DAY ONLY.** This same pass gives access to the Third Avenue Parking Garage, located across Third Avenue from the Cam Henderson Center (right lane as you travel along Third Avenue), if the 18th Street Lot fills up or if you simply prefer to park in the garage.

Interview Availability

Monday - Coach Charles Huff and the other Sun Belt Conference head coaches will participate on a weekly news conference via Zoom, facilitated by the Sun Belt Conference. The entire news conference is scheduled to run from 11:30 a.m. to 1:08 p.m. eastern time, with Coach Huff's time slotted as 12:54 to 1:01 p.m.

Tuesday - Coach Charles Huff will hold an in-person interview session at noon on Tuesdays of game week in the Shewey Building Multipurpose Room (upper level). Marshall players are available for in-person interviews at 12:30 in the same room.

Thursday - Coach Charles Huff does his weekly radio show at the Giovanni's across Third Avenue from Joan C. Edwards Stadium, 7:05-8:00, on the West Virginia Lottery Thundering Herd Sports Network from Learfield.

Post-Game Interviews

Coach Huff and Marshall players will be available for interviews after home games in the team meeting room, located in the lower level of the Shewey Building.

Statistics

Updated statistics are always available at Marshall's athletic website, HerdZone.com. You can find links on the football portion of the website for season statistics, players' career statistics, and the Marshall record book.

Live, in-game statistics are available via StatBroadcast.com. Paper copies of statistics will be available in the press box after each quarter.

Coach Charles Huff



Hometown: Denton, Maryland
High School: North Carolina
Alma Mater: Hampton (2005)
Year in Coaching: 19th
Wife: Jessica
Children: BJ, Beau, and Blaze

An elite recruiter and developer of talent, Huff's proven track record bolstered head coach Nick Saban's Alabama staff for the 2019 and 2020 seasons, helping the Crimson Tide to the 2020 National Championship. He was named the 2020 National Recruiter of the Year by 247 Sports.

In his inaugural season in Tuscaloosa, Huff helped Najee Harris rush for a career-best 1,224 yards on 209 carries with 13 rushing touchdowns while catching 27 passes for 304 yards and seven more scores. Brian Robinson Jr. added 441 rushing yards and five scores while then-freshman Keilan Robinson added 254 yards and two touchdowns. In 2020, Harris was a consensus All-American who led the nation in total touchdowns (30), rushing touchdowns (26) and points (180). He also ranked third nationally in rushing yards (1,466) and holds the school record for total touchdowns (57), rushing touchdowns (46) and rushing yards (3,843).

Marshall head coach Charles Huff is in his third season in 2023.

In his first two seasons with the Thundering Herd, Huff led Marshall to a pair of winning seasons and bowl appearances, compiling a 16-10 record along the way.

Huff led Marshall to a 9-4 record in 2022, which included a 26-21 win on the road at No. 8 Notre Dame – the team's first win over a top-10 team since 2003. Huff also navigated the Thundering Herd to a five-game winning streak at the end of 2022. The 2022 season culminated with a 28-14 win over UConn in the Myrtle Beach Bowl.

In Huff's inaugural season in Huntington, Marshall finished 7-6 while going to its 17th bowl appearance since moving up to FBS in 1997.

Charles Huff was named Marshall's head football coach on January 17, 2021.

An elite recruiter and developer of talent, Huff's proven track record bolstered head coach Nick Saban's staff for the 2019 and 2020 seasons.

Huff arrived in Tuscaloosa after one season (2018) as the assistant head coach, run-game coordinator and running backs coach at Mississippi State.

The native of Denton, Maryland, boasts boasts 17 years of coaching experience on both the NFL and college levels with stops at Penn State (2014-17), Western Michigan (2013), the Buffalo Bills (2012), Vanderbilt (2011), Hampton (2010), Maryland (2009) and Tennessee State (2006-08).

Huff spent four seasons (2014-17) as Penn State's running backs coach and special teams coordinator. He recruited and developed one of the game's most electrifying players in running back Saquon Barkley, who in 2018 became the highest drafted NFL running back since Reggie Bush went No. 2 overall in 2006.

Barkley, who was called with the second overall pick by the New York Giants in the 2018 draft, produced a dynamic rookie season, rushing for 1,307 yards and 11 touchdowns. He added 91 receptions for 721 yards and four more scores to amass 2,028 yards from scrimmage on his way to Offensive Rookie of the Year honors at season's end.

Numerous records fell at the running back position and on special teams under Huff's guidance at Penn State. Barkley, a 2017 consensus All-American, became the first Big Ten running back in history to win Offensive Player of the Year honors twice. A Walter Camp National Player of the Year finalist, Barkley ranked second nationally in all-purpose yards in 2017 (2,329).

The 2016 campaign saw the Nittany Lions claim the Big Ten Championship and it was Huff who mentored two record-breakers. Barkley broke the Penn State sophomore record for rushing yards (1,496), all-purpose yards (1,972) and points scored (132), while junior kicker Tyler Davis collected All-Big Ten first-team honors after tying the league's single-season record for kicking points (128) and breaking the school record for field goals by a junior (22) and consecutive field goals made (18).

Huff recruited Barkley to Penn State, and his freshman season of 2015 was spectacular. The Freshman All-American broke the school's single-season freshman rushing record with 1,076 yards. He was named the Big Ten Network's Big Ten Freshman of the Year in the process.

Huff graduated in 2005 from Hampton University where he served as a team captain, starting 12 games at center as a senior in 2005. He also played guard, fullback and tight end in his career.

Huff resides in Huntington with his wife Jessica and their sons, BJ, Beau, and Blaze.

Huff's Coaching History

Year	School	Position
2021-present	Marshall	Head Coach
2019-20	Alabama	Associate Head Coach/Running Backs
2018	Mississippi State	Assistant Head Coach/Running Backs
2014-17	Penn State	Special Teams Coordinator/Running Backs
2013	Western Michigan	Running Backs
2012	Buffalo Bills	Assistant Running Backs
2011	Vanderbilt	Offensive Quality Control
2010	Hampton	Offensive Line
2009	Maryland	Assistant Offensive Line
2007-08	Tennessee State	Special Teams Coordinator/Tight Ends
2006	Tennessee State	Offensive Line
2005	Hampton	Graduate Assistant

Marshall Coaching Staff



Jovon Bouknight (juh VON BO night)
Pass Game Coordinator/Wide Receivers
17th year in coaching, 2nd year at Marshall

- » alma mater: Wyoming, 2006
- » 2005 Biletnikoff Award finalist at Wyoming.
- » previous coaching stops: Kentucky, Oregon, Texas Tech, Utah State, Wyoming.

Gameday location: field



Johnathan Galante (guh LAHN tay)
Special Teams Coordinator
7th year in coaching, 2nd year at Marshall

- » alma mater: Virginia Tech, 2017
- » Linebacker at Virginia Tech.
- » previous coaching stops: Alabama, Virginia Tech

Gameday location: field



Chevis Jackson (SHEV us)
Cornerbacks
7th year in coaching, 2nd year at Marshall

- » alma mater: Louisiana State, 2012
- » Defensive back at LSU, third-round draft pick of Atlanta Falcons; played three seasons in the NFL.
- » previous coaching stops: Kansas, Ball State, LSU, South Alabama

Gameday location: field



Bill Legg
Associate Head Coach/Offensive Line
38th year in coaching, 13th year at Marshall

- » alma mater: West Virginia, 1985
- » Four-year starting center at West Virginia University.
- » previous coaching stops: WVU, Mercer, Miss. State, FIU, Purdue, VMI, Eastern Illinois, WV Tech

Gameday location: box



Telly Lockette (LOCK it)
Run Game Coordinator/Running Backs
21st year in coaching, 3rd year at Marshall

- » alma mater: Idaho State, 1998
- » Two-time All-American linebacker at Idaho State; member of the Idaho State Hall of Fame.
- » previous coaching stops: Miami, Florida State, Oregon State, South Florida

Gameday location: field



Shannon Morrison
Assistant Head Coach/Linebackers
29th year in coaching, 9th year at Marshall

- » alma mater: Marshall, 1995
- » Team captain and All-Conference safety at Marshall. Member of 1992 I-AA National Champions.
- » previous coaching stops: Eastern Kentucky, Ball State, Cincinnati, Memphis, Bowling Green, Lehigh, Southeast Missouri, Hampden-Sydney, Sam Houston


Gameday location: field



Jason Semore
Defensive Coordinator
16th year in coaching, 1st year at Marshall

- » alma mater: Adams State, 2005
- » Played linebacker at Adams State (Colorado).
- » previous coaching stops: Georgia Tech, Valdosta State, Temple, Montana, Colorado School of Mines, Oklahoma State, Adams State

Gameday location: field



Derek Shay
Tight Ends
10th year in coaching, 1st year at Marshall

- » alma mater: Eastern Illinois, 2013
- » Played offensive line at Western Illinois.
- » Missouri, Louisiana State, McNeese State, Bowling Green, Eastern Illinois

Gameday location: field



Ralph Street
Defensive Line
22nd year in coaching, 3rd year at Marshall

- » alma mater: Marshall, 2001
- » Team captain and first-team ALL-MAC defensive end at Marshall; played on three MAC championship teams and won four bowl games.
- » previous coaching stops: Florida A&M, Prairie View, U.S. Air Force Prep

Gameday location: field



Clint Trickett (TRICK it)
Offensive Coordinator/Quarterbacks
9th year in coaching, 3rd year at Marshall

- » alma mater: Florida State, 2012
- » Davey O'Brien Award semifinalist as a quarterback at West Virginia University.
- » previous coaching stops: Florida Atlantic, East Mississippi CC

Gameday location: box

2023 Marshall Roster

Alphabetical

6	Abraham, Micah	DB
22	Ali, Rasheen	RB
2	Alston, Elijah	DL
25	Anderson, J'Coryan	LB
58	Barlow, Altrique	OL
20	Bell, Myles	DB
40	Blankenship, Beau	TE
47	Bosset, Matthew	LS
74	Bradberry, Chris	OL
44	Brown, KeSean	LB
0	Burton, Sam	DL
18	Campbell, Gerald	WR
98	Clark, Alec	P
26	Clark-Glover, Caleb	DB
77	Clary, Isaac	OL
63	Conley, Ayden	OL
83	Conley, Cade	TE
7	Coombs, Caleb	WR
36	Davis, C.J.	DB
14	Dix Jr., Stephen	LB
50	Dotson, Caden	OL
52	Driskell, Ethan	OL
14	Fancher, Cam	QB
29	Fazio, C.J.	RB
41	Foster, Ahmere	DB
42	Foster, Ian	DB
53	Frale, Trent	OL
99	Gibson, Isaiah	DL
15	Green, Mike	DL
4	Green-McKnight, Jadarius	DB
12	Grubbs, Gabriel	DB
32	Haggerty, Jason	DB
23	Haggerty, Justin	WR
48	Hall, Jayven	LB
4	Harris, DeMarcus	WR
11	Harrison, Chase	QB
2	Harrison, Jayden	WR
17	Hart Jr., Leon	LB
34	Haygood, Mathis	LB
10	Henderson, Jacobie	DB
19	Hill, Dyon	DB
55	Holler, Trent	OL
21	Hopkins, Jabarek	DL
29	Horton, Caleb	DB
41	Howell, Logan	ST
3	Ibraheem, Ishmael	DB
93	Ishmael, Jabari	DL
45	Jeter, TaShawn	DB
67	Johnson, Caden	OL
38	Jones, K.J.	WR
27	Jones, Maurice	RB
1	Keaton, Talik	WR
48	Konopka, Dominic	LS
98	Lake, Kameron	K
5	Leggs, TyQaze	DL
8	Mac Bright, Tah	LB
35	Marshall, Jackson	LB
22	Martin, Kerion	DB
84	Mays, Antwaan	WR
45	McConnell, John	P
54	McCracken, Kylen	DL
88	McElroy, Brandon	DL
26	McElroy, DeMarcus	RB
18	McGhee, A.G.	DB
13	McMahon, T.J.	QB
5	McMillan, Caleb	WR
31	McTier, Josh	DB
57	Meeks, Eric	OL
39	Mitchell, Mason	DB
10	Montgomery, Chuck	WR
76	Montgomery, Tarik	OL
1	Moten, Josh	DB
86	Mottillo, Chris	TE
40	Murray, Joe	DL
24	Neal, Eli	LB
73	Obobi, C.K.	OL
65	Osburn, Logan	OL
8	Parachek, Colin	QB
28	Payne, Ethan	RB

No.	Name	Pos.	Ht.	Wt.	Class	Hometown	High School/Previous College
0	Cam Pedro	WR	5-11	171	R-Fr.	Suwanee, Ga.	Collins Hill
0	Sam Burton	DL	6-0	253	R-Sr.	Boca Raton, Fla.	Spanish River
1	Josh Moten	DB	6-1	171	So.	Waldorf, Md.	National Christian Academy/Texas A&M
1	Talik Keaton	WR	6-0	190	R-Sr.	Sarasota, Fla.	Booker
2	Jayden Harrison	WR	5-11	195	R-Jr.	Antioch, Tenn.	Pearl Cohn/Vanderbilt
2	Elijah Alston	DL	6-2	256	R-Jr.	Chesapeake, Va.	Oscar Smith
3	Mason Pierce	WR	5-6	163	Jr.	Pearland, Texas	Dawson/McNeese State
3	Ishmael Ibraheem	DB	6-1	178	R-Fr.	Dallas, Texas	Kimball/University of Texas
4	Jadarius Green-McKnight	DB	5-11	203	So.	Fort Myers, Fla.	Dunbar/Florida State
4	DeMarcus Harris	WR	6-1	184	Jr.	Vero Beach, Fla.	Vero Beach/Kentucky
5	Caleb McMillan	WR	6-1	200	R-Jr.	Orlando, Fla.	Bishop Moore
5	TyQaze Leggs	DL	6-2	300	R-Jr.	La Vergne, Tenn.	Cane Ridge/Austin Peay
6	Micah Abraham	DB	5-11	185	R-Sr.	Tampa, Fla.	East Lake
6	Darryle Simmons	WR	6-3	211	Grad.	Philadelphia, Pa.	St. Joseph's/Stephen F. Austin
7	Chris Thomas	DL	6-6	308	R-So.	Tallahassee, Fla.	Fort Myers Dunbar/University of Florida
7	Caleb Coombs	WR	5-11	189	R-So.	Leesburg, Va.	St. John's College
8	Colin Parachek	QB	6-3	210	R-Fr.	Dexter, Mich.	Myrtle Beach Collegiate/Morehead State
8	Tah Mac Bright	LB	6-2	235	Jr.	Houston, Texas	Westside/University of the Incarnate Word
9	Bryan Robinson	WR	6-1	205	R-So.	West Palm Beach, Fla.	Palm Beach Central
9	Landyn Watson	LB	6-1	232	R-So.	Round Rock, Texas	Lutto/Texas Christian University
10	Jacobie Henderson	S	5-10	194	R-Fr.	Charlotte, N.C.	Catawba Ridge
10	Chuck Montgomery	WR	5-10	190	R-So.	Seffner, Fla.	Armwood
11	J.J. Roberts	DB	5-11	190	R-Jr.	Ona, W.Va.	Cabell Midland/Wake Forest
11	Chase Harrison	QB	6-2	192	R-Fr.	Centerville, Ohio	Centerville
12	Gabriel Grubbs	S	6-0	192	R-Fr.	Dallas, Texas	Dallas Christian
12	Cole Pennington	QB	6-3	212	R-Fr.	Versailles, Ky.	Sayre
13	T.J. McMahon	QB	5-11	195	Grad.	Anaheim, Calif.	Servite/Rice University
13	Daytione Smith	DB	6-0	186	R-So.	East Highland Park, Va.	Highland Springs
14	Cam Fancher	QB	6-1	201	R-So.	Huber Heights, Ohio	Wayne
14	Stephen Dix, Jr.	LB	6-1	237	R-So.	Orlando, Fla.	Dr. Phillips/Florida State
15	Mike Green	DL	6-4	241	R-Fr.	Williamsburg, Va.	Lafayette/University of Virginia
15	Antonio Robinson	WR	6-2	190	R-Fr.	Melissa, Texas	Melissa
16	Ishmael Roy	WR	5-11	184	R-Sr.	Williamsburg, Va.	Lafayette/Old Dominion
16	Elijah Russell	DL	6-6	228	R-Fr.	Ocala, Fla.	Trinity Catholic
17	Jack Scheirholz	QB	6-3	211	Fr.	Summit County, Colo.	Summit County
17	Leon Hart, Jr.	LB	6-0	213	R-Fr.	Miami, Fla.	Edison
18	Gerald Campbell	WR	6-0	169	Fr.	Hyattsville, Md.	DeMatha Catholic
18	A.G. McGhee	S	5-10	191	So.	ChIPLEY, Fla.	ChIPLEY
19	Sean Reese	WR	5-11	185	R-Fr.	Lawrenceville, Ga.	Mountain View
19	Dyoni Hill	DB	6-0	172	So.	Gainesville, Fla.	Gainesville
20	Myles Bell	CB	6-0	182	R-Jr.	Fort Lauderdale, Fla.	St. Thomas Aquinas/UConn
21	Jabarrek Hopkins	DL	6-3	297	R-Fr.	Madison, Fla.	Madison County/Independence C.C.
21	Antwan Roberts	RB	6-1	207	R-So.	Nashville, Tenn.	Pope John Paul II/Independence C.C.
22	Rasheen Ali	RB	6-0	209	Jr.	Cleveland, Ohio	Shaker Heights
22	Kerion Martin	S	6-1	209	R-Jr.	Charleston, W.Va.	Capital
23	Justin Haggerty	WR	5-9	170	Fr.	Welch, W.Va.	Mount View
23	Jahsen Wint	DB	5-10	200	Grad.	Brooklyn, N.Y.	Erasmus Hall/Ohio State
24	Eli Neal	LB	6-0	226	Sr.	Memphis, Tenn.	White Station
24	Randy Young	RB	5-10	186	Jr.	Chicago, Ill.	Roger C. Sullivan/College of DuPage
25	J'Coryan Anderson	LB	6-2	237	R-Jr.	Knoxville, Tenn.	Fulton
25	A.J. Turner	RB	6-0	190	So.	Hampton, Va.	Life Christian
26	Caleb Clark-Glover	DB	5-9	180	Fr.	Springdale, Ohio	Princeton
26	DeMarcus McElroy	RB	5-9	187	R-Fr.	Youngstown, Ohio	Ursuline
27	Maurice Jones	RB	5-7	185	R-Fr.	Miami, Fla.	Killian
27	Marc Viechec	LB	5-11	226	Jr.	Naples, Fla.	Naples/Southeastern University
28	Ethan Payne	RB	6-0	214	Jr.	Poca, W.Va.	Poca
28	Ryan Sissel	LB	5-11	221	Fr.	Portsmouth, Ohio	Portsmouth West
28	Joshua Valdez-Alaniz	DL	6-4	271	Jr.	Manteca, Calif.	Sierra/Modesto J.C.
29	Caleb Horton	DB	6-0	188	R-Fr.	Nashville, Tenn.	Ensworth
29	C.J. Fazio	RB	5-9	205	Fr.	Easton, Pa.	Wilson Area
30	Jaden Yates	LB	6-1	222	Fr.	Columbus, Ohio	Gahanna
30	Antonio Turner	WR	5-9	161	Fr.	Auburndale, Fla.	Bonneville Academy
31	Josh McTier	DB	5-11	171	R-So.	Washington, D.C.	Friendship Collegiate Academy
32	Jason Haggerty	CB	5-10	165	Fr.	Welch, W.Va.	Mount View
34	Mathis Haygood	LB	6-3	212	Fr.	Fayetteville, Ga.	Sandy Creek
35	Jackson Marshall	LB	6-2	217	R-Fr.	Lexington, Ky.	Sayre
36	C.J. Davis	CB	5-10	174	Fr.	Fort Wayne, Ind.	Bishop Dwenger
37	Jacob Pinkney	S	5-11	192	Fr.	Leonardtown, Md.	St. Mary's Ryken
38	K.J. Jones	WR	5-11	183	Fr.	Beckley, W.Va.	Woodrow Wilson
39	Mason Mitchell	S	5-6	177	Fr.	Lawrenceville, Ga.	Hebron Christian
40	Joe Murray	DL	6-3	214	R-Jr.	Huntingtown, Md.	Huntingtown
40	Beau Blankenship	TE	6-4	236	R-Fr.	Hillsboro, Ohio	Paint Valley
41	Logan Howell	ST	5-5	207	Fr.	Winfield, W.Va.	Winfield
41	Ahmere Foster	CB	5-9	163	Fr.	Miami, Fla.	Christopher Columbus
42	Ian Foster	CB	6-0	183	Fr.	Brundidge, Ala.	Pike County
43	Harschan Sachdeva	DL	6-4	251	Jr.	Bakersfield, Calif.	Stockdale/University of New Mexico
43	Will Petit	ST	6-2	204	Fr.	Milton, Ga.	Cambridge
44	KeSean Brown	LB	6-1	221	Sr.	Columbia, S.C.	Bamberg-Ehrhardt/Appalachian State
45	John McConnell	P	6-4	197	R-So.	Morgantown, W.Va.	Morgantown

2023 Marshall Roster

No.	Name	Pos.	Ht.	Wt.	Class	Hometown	High School/Previous College
45	TaShawn Jeter	CB	6-1	182	Fr	Winston-Salem, N.C.	R.J. Reynolds
47	Matthew Bosset	LS	6-2	224	R-Fr	Ormond Beach, Fla.	Seabreeze
48	Dominic Konopka	LS	6-0	231	R-Fr	Sharon Center, Ohio	Highland/Bowling Green
48	Jayven Hall	LB	5-9	227	Fr	Roswell, Ga.	Roswell
49	Drew Petit	ST	5-9	203	Fr	Milton, Ga.	Cambridge
50	Caden Dotson	OL	6-1	265	Fr	Charleston, W.Va.	Riverside
50	Beni Tshita	DL	6-3	291	Fr	Louisville, Ky.	Dupont Manual
51	Lloyd Willis	OL	6-7	305	Jr	Miami, Fla.	Killian/Florida State
52	Ethan Driskell	OL	6-9	329	R-Sr	Louisville, Ky.	Holy Cross
52	Mikailin Warren	DL	6-2	399	Fr	Baltimore, Md.	Sandy Creek
53	Trent Fraley	OL	6-2	300	R-Fr	Moon Township, Pa.	Moon
54	Shawn Rouse	OL	6-3	267	Fr	Milton, W.Va.	Cabell Midland
54	Kylen McCracken	DL	6-3	306	Grad	Cleveland Heights, Ohio	Cleveland Heights/Ohio University
55	Trent Holler	OL	6-2	306	R-Jr	Latrobe, Pa.	Greater Latrobe/East Carolina
55	Owen Porter	DL	6-3	237	R-Sr	Huntington, W.Va.	Spring Valley
57	Eric Meeks	OL	6-3	303	R-Fr	Cincinnati, Ohio	Penn
58	Altrique Barlow	OL	6-3	335	R-Jr	Virginia Beach, Va.	Catholic/Texas Christian Univeristy
58	Braydin Ward	DL	6-6	234	Fr	Montgomery, W.Va.	Riverside
62	Charlie Veltri	OL	6-1	285	R-Fr	Fort Mill, S.C.	Fort Mill
63	Ayden Conley	OL	6-2	283	Fr	Christiansburg, Va.	Christiansburg
65	Logan Osburn	OL	6-3	305	R-Jr	Ona, W.Va.	Cabell Midland
66	Gauge Samson	OL	6-2	319	Fr	Zanesville, Ohio	Maysville
67	Caden Johnson	OL	6-3	288	R-Fr	Hurricane, W.Va.	Hurricane
68	Dalton Tucker	OL	6-7	319	R-Sr	Paris, Ky.	Bourbon County
70	Jalen Slappy	OL	6-4	303	R-Fr	Columbus, Ohio	Eastmoor Academy
73	Chinazo "CK" Obobi	OL	6-5	308	So	London, England, UK	Laney College
74	Chris Bradberry	OL	6-6	286	Grad	Rancho Cucamonga, Calif.	Etiwanda/Indiana University
76	Tariq Montgomery	OL	6-5	301	R-Fr	Akron, Ohio	St. Vincent-St. Mary
77	Isaac Clary	OL	6-7	322	Fr	Gallipolis, Ohio	Gallia Academy
80	Luke Soto	TE	6-5	250	Grad	Tehachapi, Calif.	Tehachapi/UTEP
81	Toby Payne	TE	6-4	234	So	Poca, W.Va.	Poca
82	Sean Sallis	TE	6-5	229	R-Fr	Carrollton, Texas	Creekview
83	Cade Conley	TE	6-4	239	R-So	Williamston, Mich.	Williamston/Central Michigan
84	Antwaan Mays	WR	6-2	192	R-Fr	Miami, Fla.	Gulliver Prep
85	Tracy Stephens	TE	6-4	262	Fr	Columbia, S.C.	Ridge View
86	Chris Mottillo	TE	6-5	255	Grad	Fairview, Pa.	Mercyhurst Prep/South Florida
88	Rahmod Smith	TE	6-5	240	R-So	Florida City, Fla.	Homestead/Florida Atlantic
88	Brandon McElroy	DL	6-5	301	R-Jr	Pasadena, Calif.	John Muir/Arizona State
89	Marcus Velez	TE	6-6	270	R-So	East Setauket, N.Y.	Ward Melville/Nassau C.C.
90	Rece Verhoff	K	5-11	182	So	Columbus Grove, Ohio	Columbus Grove
93	Nathan Totten	K	6-1	207	Fr	Ashland, Ky.	Russell
93	Jabari Ishmael	DL	6-5	257	R-So	Miami, Fla.	Christopher Columbus/Miami
97	Marco Peery	P	5-9	166	Fr	Norfolk, Va.	Granby
98	Alec Clark	P	6-1	174	Fr	Swan View, Australia	Howard Scholars Academy
98	Jalil Rivera-Harvey	DL	6-2	317	Jr	Buffalo, N.Y.	Cedar Hill/Arizona State
99	Kameron Lake	K	6-2	189	R-Jr	Lawrence, Kan.	Free State/Washburn
99	Isaiah Gibson	DL	6-4	312	R-Jr	Springfield, Ohio	Springfield/Kentucky
81	Payne, Toby						TE
0	Pedro, Cam						WR
12	Pennington, Cole						QB
97	Peery, Marco						P
43	Petit, Will						ST
49	Petit, Drew						ST
3	Pierce, Mason						WR
37	Pinkney, Jacob						DB
55	Porter, Owen						DL
19	Reese, Sean						WR
98	Rivera-Harvey, Jalil						DL
21	Roberts, Antwan						RB
11	Roberts, J.J.						DB
15	Robinson, Antonio						WR
9	Robinson, Bryan						WR
54	Rouse, Shawn						OL
16	Roy, Ishmael						WR
16	Russell, Elijah						DL
43	Sachdeva, Harshan						DL
82	Sallis, Sean						TE
66	Samson, Gauge						OL
17	Scheirholz, Jack						QB
6	Simmons, Darryle						WR
28	Sissel, Ryan						LB
70	Slappy, Jalen						OL
13	Smith, Daytione						DB
88	Smith, Rahmod						TE
80	Soto, Luke						TE
85	Stephens, Tracy						TE
7	Thomas, Chris						DL
93	Totten, Nathan						K
50	Tshita, Beni						DL
68	Tucker, Dalton						OL
25	Turner, A.J.						RB
30	Turner, Antonio						WR
28	Valdez-Alaniz, Joshua						DL
89	Velez, Marcus						TE
62	Veltri, Charlie						OL
90	Verhoff, Rece						K
27	Viechec, Marc						LB
58	Ward, Braydin						DL
52	Warren, Mikailin						DL
9	Watson, Landyn						LB
51	Willis, Lloyd						OL
23	Wint, Jahsen						DB
30	Yates, Jaden						LB
24	Young, Randy						RB

Pronunciation Guide

You can hear players pronounce their own names by clicking the ear icon on the team roster at [HerdZone.com](https://www.herdzone.com).

- | | |
|---|--|
| 0 - Cam Pedro (PAY droh) | 31 - Josh McTier (mick TEER) |
| 1 - Talik Keaton (tuh LEEK) | 41 - Ahmere Foster (ah MEER) |
| 5 - TyQaz Leggs (ty kwez) | 43 - Harshan Sachdeva (HAR shahn sack DEE vuh) |
| 6 - Darryle Simmons (Darrell) | 44 - KeSean Brown (KEY shawn) |
| 8 - Tah Mac Bright (TAH mack BRIGHT) | 45 - TaShawn Jeter (TAY shawn) |
| 13 - T.J. McMahon (mick MAN) | 47 - Matthew Bosset (BOSS it) |
| 13 - Daytione Smith (DAY twan) | 52 - Ethan Driskell (DRISS kul) |
| 17 - Jack Scheirholz (SHEER holtz) | 58 - Altrique Barlow (al TREEK) |
| 18 - A.G. McGhee (muh GEE) | 62 - Charlie Veltri (VELL tree) |
| 19 - Dyonni Hill (dee ON ee) | 73 - C.K. Obobi (oh BO bee) |
| 22 - Rasheen Ali (RAH SHEEN ah LEE) | 76 - Tariq Montgomery (tuh REEK) |
| 22 - Kerion Martin (CARE ee on) | 82 - Sean Sallis (SAL iss - SAL rhymes with PAL) |
| 23 - Jahsen Wint (JAH sen - not Jason) | 86 - Chris Mottillo (mo TILL oh) |
| 25 - J'Coryan Anderson (juh CORE ee un) | 88 - Rahmod Smith (ruh MAHD) |
| 27 - Marc Viechec (VEE check) | 90 - Rece Verhoff (REESE VEER hoff) |

coaches

- Jovon Bouknight (juh VAHN BO night)
- Chevis Jackson (SHEV us)
- Telly Lockette (LOCK it)

Marshall Depth Chart

(Based on previous game)

Offense

	No.	Name	Class	Height	Weight
LT	52	Ethan Driskell	R-Jr.	6-9	329
	76	Tariq Montgomery	R-Fr.	6-5	301
LG	58	Altrique Barlow	R-Jr.	6-3	335
	57	Eric Meeks	R-Fr.	6-3	303
C	55	Trent Holler	R-Jr.	6-2	306
	53	Trent Fraley	R-Fr.	6-2	300
RG	65	Logan Osburn	R-Jr.	6-3	305
	70	Jalen Slappy	R-Fr.	6-4	303
RT	68	Dalton Tucker	R-Sr.	6-7	319
	51	Lloyd Willis	Jr.	6-7	305
TE	83	Cade Conley	R-So.	6-4	239
	86	Chris Motillo	Grad.	6-5	255
WR	9	Bryan Robinson	R-So.	6-1	205
	1	Talik Keaton	R-Sr.	6-0	190
	6	Darryle Simmons	Grad.	6-3	211
WR	10	Chuck Montgomery	R-So.	5-10	190
	7	Caleb Coombs	R-So.	5-11	189
WR	4	DeMarcus Harris	Jr.	6-1	184
	5	Caleb McMillan	R-Jr.	6-1	200
	2	Jayden Harrison	R-Jr.	5-11	195
QB	14	Cam Fancher	R-So.	6-1	201
RB	22	Rasheen Ali	Jr.	6-0	209
	28	Ethan Payne	Jr.	6-0	214

Defense

	No.	Name	Class	Height	Weight
DL	2	Elijah Alston	R-Jr.	6-2	256
	15	Mike Green	R-Fr.	6-4	241
DL	99	Isaiah Gibson	R-Jr.	6-4	312
	54	Kylen McCracken	Grad.	6-3	306
DL	5	TyQaze Leggs	R-Jr.	6-2	300
	88	Brandon McElroy	R-Jr.	6-5	301
DL	55	Owen Porter	R-Sr.	6-3	237
	0	Sam Burton	R-Sr.	6-0	253
LB	44	KeSean Brown	Sr.	6-1	221
	25	J'Coryan Anderson	R-Jr.	6-2	237
LB	24	Eli Neal	Sr.	6-0	226
	14	Stephen Dix, Jr.	R-So.	6-1	237
LB	25	J'Coryan Anderson	R-Jr.	6-2	237
	14	Stephen Dix, Jr.	R-So.	6-1	237
or Nickel	1	Josh Moten	So.	6-1	171
	4	Jadarius Green-McKnight	R-So.	5-11	203
DB	6	Micah Abraham	R-Sr.	5-11	185
	3	Ishmael Ibraheem	R-Fr.	6-1	178
DB	11	J.J. Roberts	R-Jr.	5-11	190
	23	Jahsen Wint	Grad.	5-10	200
DB	13	Daytione Smith	R-So.	6-0	186
	22	Kerion Martin	R-Jr.	6-1	209
DB	10	Jacobie Henderson	R-Fr.	5-10	194
	19	Dyoni Hill	So.	6-0	172

Special Teams

Kickoffs	90	Rece Verhoff	So.	5-11	182
	99	Kameron Lake	R-Jr.	6-2	189
Place Kicks	90	Rece Verhoff	So.	5-11	182
	99	Kameron Lake	R-Jr.	6-2	189
Punter	45	John McConnell	R-So.	6-4	197
	90	Rece Verhoff	So.	5-11	182
Long Snapper	48	Dominic Konopka	R-Fr.	6-0	231
	47	Matthew Bosset	R-Fr.	6-2	224

Short Snapper	47	Matthew Bosset	R-Fr.	6-2	224
	48	Dominic Konopka	R-Fr.	6-0	231
Holder	13	T.J. McMahon	Grad.	5-11	195
	45	John McConnell	R-So.	6-4	197
Kickoff Returns	2	Jayden Harrison	R-Jr.	5-11	195
	10	Chuck Montgomery	R-So.	5-10	190
Punt Returns	1	Talik Keaton	R-Sr.	6-0	190
	7	Caleb Coombs	R-So.	5-11	189

Marshall Lineups

2022 Starting Lineups - Offense

Opponent	WR	WR	WR/TE	TE	LT	LG	C	RG	RT	QB	RB
Albany	Robinson	Montgomery	Harris	Conley	Driskell	Barlow	Holler	Osburn	Tucker	Fancher	Ali
at East Carolina											
Virginia Tech											
Old Dominion											
at NC State											
at Georgia State											
James Madison											
at Coastal Carolina											
at Appalachian State											
Georgia Southern											
at South Alabama											
Arkansas State											

2022 Starting Lineups - Defense

Opponent	DE	DT	DT	DE	LB	LB	LB/N	CB	S	S	CB
Albany	Alston	Gibson	Leggs	Porter	Neal	Anderson	Moten(N)	Abraham	Roberts	Smith	Henderson
at East Carolina											
Virginia Tech											
Old Dominion											
at NC State											
at Georgia State											
James Madison											
at Coastal Carolina											
at Appalachian State											
Georgia Southern											
at South Alabama											
Arkansas State											

Start Chart (at Marshall)

Offense		2023	streak	career	Defense		2023	streak	career	Specialists		2023	streak	career
Rasheen Ali	RB	1	1	13	Micah Abraham	DB	1	25	35	Dominic Konopka	LS	1	1	1
Altrique Barlow	OL	1	1	1	Elijah Alston	DL	1	1	8	John McConnell	P	1	7	12
Cade Conley	TE	1	1	1	J'Coryan Anderson	LB	1	1	1	Rece Verhoff	K	1	14	14
Ethan Driskell	OL	1	14	14	Isaiah Gibson	DL	1	1	7					
Cam Fancher	QB	1	8	8	Jacobie Henderson	DB	1	1	1					
DeMarcus Harris	WR	1	1	1	TyQaze Leggs	DL	1	1	5					
Trent Holler	OL	1	1	7	Josh Moten	NICK	1	1	1					
Talik Keaton	WR	0	0	25	Eli Neal	LB	1	37	37					
Chuck Montgomery	WR	1	5	11	Owen Porter	DL	1	17	18					
Logan Osburn	OL	1	14	21	J.J. Roberts	DB	1	1						
Bryan Robinson	WR	1	1	1	Daytione Smith	DB	1	1	3					
Dalton Tucker	OL	1	15	19										

That's Interesting ...

Hey Mom, Watch This ...

Marshall players on 2023 preseason awards watch lists:

Micah Abraham - Jim Thorpe Award
Bronko Nagurski Trophy

Rasheen Ali - Doak Walker Award
No. 57 on ESPN Preseason Top 100 Players
Comeback Player of the Year

Stephen Dix, Jr. - Comeback Player of the Year

Logan Osburn - Wuerffel Trophy

Owen Porter - Rotary Lombardi Award
Bronko Nagurski Trophy
Chuck Bednarik Award

Living In The Backfield

During last week's season opener against Albany, there were 10 different players who got credited for a sack and a tackle for loss in the win over the Great Danes.

Marshall defensive end Owen Porter led the way with 3.5 tackles for loss and a sack while fellow defensive end Sam Burton set a new career-high with 2.5 sacks.

Here are those credited for at least a sack or tackle for loss on Saturday:

- Owen Porter, DE (3.5 TFL, 1.0 sacks, 5 QBH, 1 FF)
- Sam Burton, DE (2.5 TFL, 2.5 sacks, 3 QBH)
- TyQaze Leggs, DT (1.0 TFL, 1.0 sacks, 1 QBH)
- Isaiah Gibson, DT (1.0 TFL, 1.0 sacks, 2 QBH)
- Elijah Alston, DE (1.0 TFL, 1.0 sacks, 2 QBH)
- Eli Neal, LB (0.5 TFL, 0.5 sacks)
- Brandon McElroy, DT (0.5 TFL, 0.5 sacks)
- KeSean Brown, LB (0.5 TFL, 1 QBH)
- Jahsen Wint, S (0.5 TFL, 1 QBH)
- J'Coryan Anderson, LB (0.5 TFL, 2 QBH)

Ali's knockout punches

Last week, Marshall running back Rasheen Ali showed exactly how powerful of a weapon that he can be.

The 6-foot, 209-pound junior from Cleveland, Ohio, rushed 18 times for 137 yards and two touchdowns to help the Thundering Herd to victory.

Ali's touchdown runs came on consecutive drives in the second half to put Marshall ahead to stay. His 13-yard scoring run in which he leapt into the end zone staggered Albany's defense. Just over four minutes later, Ali delivered the knockout blow - a 30-yard burst off the right side to put Marshall ahead to stay.

In addition to rushing for the two touchdowns, Ali hit Albany with a haymaker out of the gate on a 73-yard scoring run, but it was called back due to a hold.

Fancher Stays Efficient

Marshall redshirt sophomore quarterback Cam Fancher showed his efficiency in Saturday's 21-17 win over Albany to open the season.

Fancher completed 28 of 35 passes for 268 yards with a TD. That 80% rate ranks in the top-5 in Marshall single-game history for quarterbacks attempting at least 20 passes.

Fancher has now led Marshall to six consecutive victories and is 7-1 overall as the Herd's starting quarterback.



Game One - vs. Albany

Marshall 21, Albany 17

SCORE BY QUARTERS

Team	1st	2nd	3rd	4th	Total
Albany	0	3	14	0	17
Marshall	0	0	14	7	21

SCORING SUMMARY

Qtr	Time	Team	Play	Drive	Score
2nd	0:06	ALB	John Opalko 46-yard field goal	(6 plays, 20 yards, 1:03)	0-3
3rd	9:35	ALB	Jackson Parker 19-yard pass from Reese Poffenbarger (Opalko kick)	(11 plays, 75 yards, 5:25)	0-10
3rd	6:50	MAR	Charles Montgomery 19 pass from Cam Fancher (Rece Verhoff kick)	(8 plays, 65 yards, 2:38)	7-10
3rd	3:31	ALB	Poffenbarger 54 run (Opalko kick)	(6 plays, 75 yards, 3:19)	7-17
3rd	2:22	MAR	Rasheen Ali 13-yard run (Verhoff kick)	(3 plays, 65 yards, 1:09)	14-17
4th	12:53	MAR	Ali 30-yard run (Verhoff kick)	(6 plays, 54 yards, 2:30)	21-17

Huntington, West Virginia - Marshall Football earned the 600th win in program history on Saturday as the Thundering Herd opened the 2023 season with a 21-17 win over Albany in front of 25,101 fans at Joan C. Edwards Stadium.

Marshall junior running back Rasheen Ali finished with 137 yards and two touchdowns – both in the second half – while senior defensive end Owen Porter finished with a career-high 12 tackles and the game-clinching sack of Albany quarterback Reese Poffenbarger as the Thundering Herd held off a tough challenge from the Great Danes.

“Honestly, it was the best thing that could’ve happened tonight,” Marshall head coach Charles Huff said. “We’ve got a lot to get cleaned up and hats off to Albany. It’s a good football team and that quarterback is a good quarterback.”

On an exciting day in which Marshall unveiled its new videoboard and several players made their Marshall debut, it was two of the Herd’s veteran players who made sure the Thundering Herd faithful went home happy.

Albany drove inside Marshall territory looking for the game-winning score, but defensive end Sam Burton got through the line and sacked Poffenbarger for a loss of 11 to force a long fourth-down attempt.

Porter then came and capped the victory, working his way around the edge and corralling Poffenbarger as he tried to work out of the pocket.

While Porter was thrilled to get out with the win, he was especially thrilled for Burton, who finished with a career-high 2.5 sacks on Saturday.

“There’s nobody I’m prouder of with everything that kid goes through – how many times he’s had to sit out for injury,” Porter said. “We came in together, so it just means a little more there and I couldn’t be prouder of him. I said it last year – if he doesn’t get hurt, he leads the team in sacks and probably the conference in sacks.”

The defense stood tall on Saturday, keeping Albany without a third-down conversion in their final seven tries of the game, continuing success from last season when the Thundering Herd led the nation in opponent third-down conversion percentage.

While the defense took care of business, Ali showed that he was back to full health, bursting through the Albany defense and notching a pair of touchdown runs that gave Marshall the lead for good.

Ali scored on a 13-yard run to cap a drive that took just 1:09 for the Herd to find the end zone, which got the crowd into it.



After Burton got a sack to force a punt and continue the momentum, Marshall took advantage of the short field and Ali found a crease off the right side for a 30-yard score that put the Herd up for good.

“It was exciting,” Ali said. “I just knew once I slowed down and trusted the big guys up front that it would eventually pop.”

Quarterback Cam Fancher finished 28 of 35 through the air for 268 yards with a touchdown – a 19-yard connection to Chuck Montgomery for a score that got Marshall on the board in the third quarter.

Montgomery caught a career-high six receptions for 81 yards. Tight end Cade Conley also caught seven passes for 79 yards in his first contest with the Thundering Herd.

Marshall returns to action at 4 p.m. on Saturday when the team travels to Greenville, North Carolina to take on East Carolina at Dowdy-Ficklen Stadium in a nationally-televised broadcast on ESPNU.

For all the latest information about Marshall Football, follow @HerdFB on Twitter and @Herd_FB on Instagram.

Broadcast Assistant

Quarterbacks

Cam Fancher appeared at quarterback in every game in 2022, but took over as the starter after Marshall went 3-3 through the team's first six games. In his first start, Fancher led Marshall to 24 unanswered points and a 26-12 victory after the team had fallen behind 12-2 at James Madison. Following a loss to Coastal Carolina the next week, Fancher and the Thundering Herd finished the season with five consecutive wins, including a 28-14 win over the University of Connecticut in the Myrtle Beach Bowl. Graduate transfer T.J. McMahon joins Marshall this season after passing for 2,102 yards and 18 touchdowns at Rice University in 2022.

14	Cam Fancher class: R-So. height: 6-1 weight: 201 Huber Heights, Ohio (Wayne)	Career Highs pass attempts: 36, vs. Coastal Carolina 2022 pass completions: 28, vs. Albany, 2023 pass yards: 320, vs. Coastal Carolina 2022 touchdown passes: 2, four times longest pass: 71, vs. Appalachian State (Montgomery) rush attempts: 18, at Old Dominion 2022 rush yards: 136, at Old Dominion 2022 rush touchdowns: 1, at Georgia Southern 2022 longest rush: 41, at Old Dominion 2022	7-1 record as Marshall's starting quarterback since taking over the role mid-2022. Passed for career-high 320 yards vs. Coastal Carolina. Rushed for career-high 136 yards at Old Dominion. State of Ohio triple jump champion at Wayne High School. Also played basketball at Wayne.
13	T.J. McMahon (mick MAN) class: Grad height: 5-11 weight: 195 Anaheim, Calif. (Servite)	Marshall Career Highs pass attempts: pass completions: pass yards: touchdown passes: longest pass: rush attempts: rush yards: rush touchdowns: longest rush:	2023 transfer from Rice University, where he passed for 2,102 yards and 18 touchdowns in 2022. Prior to Rice, was a walk-on at Mississippi State (2018) and then played at Cerritos College (2019).

Cam Fancher 2022 Game-by-Game

	comp.	att.	yards	TD/int.	rush att.	rush yards
Norfolk State	2	3	27	1/0	3	60
at Notre Dame	0	0	0	0/0	3	12
at Bowling Green	3	4	18	0/0	2	24
at Troy	3	7	29	0/0	7	(-3)
Gardner-Webb	8	13	47	0/0	5	29
Louisiana	7	9	69	0/0	5	10
at James Madison*	15	31	159	1/2	9	22
Coastal Carolina*	19	36	320	0/0	13	(-3)
at Old Dominion*	13	25	89	0/2	18	136
Appalachian State*	16	28	225	2/1	12	37
at Georgia Southern*	17	32	274	2/0	14	63
Georgia State*	18	28	208	2/0	10	69
Connecticut*	10	20	93	2/1	6	10
Totals	131	235	1,558	10/6	107	466

*Starting QB

Most career rushing yards by a Marshall quarterback

- 1,089 (292 attempts) Bernard Morris, 2004-07
- 942 (330 attempts) Danny Wright, 1977-79
- 928 (537 attempts) Bud Nelson, 1975-78
- 839 (307 attempts) Rakeem Cato, 2011-14
- 482 (117 attempts) Cam Fancher, 2021-present**

Broadcast Assistant

Running Backs

After missing the first ten games of the 2022 season due to an injury, Rasheen Ali returned for rush for 273 yards in Marshall's final three games of the year and took Myrtle Beach Bowl MVP honors as he ran for 92 yards and a touchdown in the Herd's 28-14 win over the University of Connecticut. In 2021, Ali garnered Freshman All-American honors as he rushed for 1,401 yards and led the nation with 25 touchdowns. As a team, Marshall rushed for 205.9 yards per game in 2022, which ranked No. 17 in the nation.

22	<p>Rasheen Ali (RAH SHEEN ah LEE) class: Jr. height: 6-0 weight: 209 Cleveland, Ohio (Shaker Heights)</p>	<p style="text-align: center;">Career Highs</p> <p>rush attempts: 26, vs. Florida International 2021 rush yards: 203, at Charlotte 2021 rush touchdowns: 4, at Navy 2021 longest rush: 63, vs. Louisiana 2021 receptions: 9, vs. N.C. Central 2021 receiving yards: 70, at Florida Atlantic 2021 touchdown rec.: 1, twice longest reception: 50, at North Texas 2021</p>	<p>Missed most of 2022 with an injury - returned to rush for 273 yards in Marshall's final three games of the season. MVP of the Myrtle Beach Bowl win over UConn with 92 rushing yards and a touchdown.</p> <p>Rushed for 1,401 yards and led nation with 25 touchdowns in 2021. First-team Freshman All-American by Football Writers Association.</p>
28	<p>Ethan Payne class: Jr. height: 6-0 weight: 214 Poca, W.Va. (Poca)</p>	<p style="text-align: center;">Career Highs</p> <p>rush attempts: 11, vs. Norfolk State 2022 rush yards: 110, vs. Norfolk State 2022 rush touchdowns: 2, vs. Norfolk State 2022 longest rush: 45, vs. Norfolk State 2022 receptions: 3, vs. Norfolk State 2022 receiving yards: 28, vs. Norfolk State 2022 touchdown rec.: 0 longest reception: 15, twice</p>	<p>2019 Kennedy Award winner as the top player in West Virginia for the Poca High School Dots. That season Payne rushed for 2,845 yards and 49 touchdowns, averaging more than 13 yards per carry and 237 yards per game.</p> <p>Younger brother Toby is a Marshall tight end.</p>
25	<p>A.J. Turner class: So. height: 6-0 weight: 190 Hampton, Va. (Life Christian)</p>	<p style="text-align: center;">Career Highs</p> <p>rush attempts: 6, vs. Norfolk State 2022 rush yards: 44, vs. Norfolk State 2022 rush touchdowns: 0 longest rush: 17, vs. Norfolk State 2022 receptions: 1, vs. Gardner-Webb 2022 receiving yards: 24, vs. Gardner-Webb 2022 touchdown rec.: 1, vs. Gardner-Webb 2022 longest reception: 24, vs. Gardner Webb 2022</p>	<p>Made college debut in 2022 with six carries for 44 yards against Norfolk State.</p> <p>Scored first career touchdown on a 24-yard pass reception from Henry Colombi against Gardner-Webb, 2022.</p>

Marshall single-season rushing leaders

1)	1,833	(349 attempts)	Chris Parker, 1995
2)	1,767	(206 attempts)	Devon Johnson, 2014
3)	1,750	(329 attempts)	Chris Parker, 1993
4)	1,728	(321 attempts)	Chris Parker, 1994
5)	1,523	(249 attempts)	Ahmad Bradshaw, 2006
6)	1,513	(302 attempts)	Khalan Laborn, 2022
7)	1,506	(313 attempts)	Ron Darby, 1987
8)	1,401	(250 attempts)	Rasheen Ali, 2021

Marshall single-season receiving leaders (among running backs)

1)	56	(381 yards)	Ahmad Bradshaw, 2005
2)	55	(642 yards)	Robert Surratt, 1984
3)	46	(342 yards)	Rasheen Ali, 2021
4)	42	(386 yards)	Brandon Carey, 2002
5)	39	(454 yards)	Orlando Hatchett, 1992

Broadcast Assistant

Wide Receivers

Redshirt senior Talik Keaton returns as the leader of Marshall's receiving corps and hopes for a healthy season after being limited to 16 games over the past two years combined because of various injuries. Caleb McMillan, Chuck Montgomery and Jayden Harrison all have starting experience, while the team has added several transfers (DeMarcus Harris, Darryle Simmons, Mason Pierce) who have started games at their previous schools.

4	DeMarcus Harris class: Jr. height: 6-1 weight: 184 Vero Beach, Fla. (Vero Beach)	Marshall Career Highs receptions: 5, vs. Albany 2023 receiving yards: 32, vs. Albany 2023 receiving TDs: none longest reception: 12, vs. Albany 2023	2023 transfer from Kentucky. Caught 30 passes for 327 yards and one touchdown in his Kentucky career.
9	Bryan Robinson class: R-So. height: 6-2 weight: 205 West Palm Beach, Fla. (Palm Beach Central)	Career Highs receptions: 2, vs. Albany 2023 receiving yards: 16, vs. Albany 2023 receiving TDs: none longest reception: 15, at Georgia Southern 2022	2022 transfer from Florida State. First college reception covered 15 yards at Georgia Southern, 2022.
10	Chuck Montgomery class: R-So. height: 5-10 weight: 190 Seffner, Fla. (Armwood)	Career Highs receptions: 6, vs. Albany 2023 receiving yards: 109, vs. Appalachian State 2022 receiving TDs: twice longest reception: 71, vs Appalachian State (Fancher)	Starting WR in college debut vs. Norfolk State, 2022. Career-high 109 receiving yards (5 rec.) against Appalachian State in 2022.
1	Talik Keaton (tuh LEEK) class: R-Sr. height: 6-0 weight: 190 Sarasota, Fla. (Booker)	Career Highs receptions: 8, vs. Norfolk State 2022 receiving yards: 100, at Navy 2021 receiving TDs: 2, vs. N.C. Central 2021 longest reception: 47, twice	MU active career leader with 70 rec. for 810 yds. Limited to seven games played in 2021 and nine in 2022 due to injuries.
2	Jayden Harrison class: R-Jr. height: 5-11 weight: 195 Antioch, Tenn. (Pearl Cohn)	Career Highs receptions: 5, at Charlotte 2021 receiving yards: 66, vs. N.C. Central 2021 receiving TDs: 1, four times longest reception: 45, vs N.C. Central 2021 (Grant Wells)	2021 transfer from Vanderbilt. Caught 3 passes for 38 yards in Marshall's 2022 win at Notre Dame.
7	Caleb Coombs class: R-So. height: 5-11 weight: 189 Leesburg, Va. (St. John's College High)	Career Highs receptions: 3, vs. Albany 2023 receiving yards: 21, vs. Albany 2023 receiving TDs: none longest reception: 17, vs. N.C. Central 2021	Career-long 17-yard reception versus North Carolina Central in 2021.
5	Caleb McMillan class: R-Jr. height: 6-1 weight: 200 Orlando, Fla. (Bishop Moore)	Career Highs receptions: 3, at Troy 2022 receiving yards: 92, at Bowling Green 2022 receiving TDs: 1, at Bowling Green 2022 longest reception: 78, at BGSU 2022 (TD, from Colombi)	Caught a short pass and sprinted for 78 yards and his first career touchdown at Bowling Green in 2022.
6	Darryle Simmons (Darrell) class: Grad height: 6-3 weight: 211 Philadelphia, Pa. (St. Joe's Prep)	Marshall Career Highs receptions: receiving yards: receiving TDs: longest reception:	2023 transfer from Stephen F. Austin. Began career at Virginia Tech. Caught 43 passes for 397 yards and three touchdowns in his Lumberjack career.
3	Mason Pierce class: Jr. height: 5-6 weight: 163 Pearland, Texas (Pearland Dawson)	Marshall Career Highs receptions: receiving yards: receiving TDs: longest reception:	2023 transfer from McNeese State. 79 career receptions for 997 yards and 10 touchdowns at McNeese State.

Broadcast Assistant

Tight Ends

Sophomore Toby Payne (2 rec., 27 yards in 2022) is the only 2023 tight end who had previously caught a pass at Marshall.

81	Toby Payne class: So. height: 6-4 weight: 234 Poca, W.Va. (Poca)	Made career debut vs. Norfolk State, 2022. First career touch resulted in a 12-yard touchdown catch from Cam Fancher.	Younger brother of Marshall running back Ethan Payne.
83	Cade Conley class: R-So. height: 6-4 weight: 239 Williamston, Mich. (Williamston)	Career Highs receptions: 7, vs. Albany 2023 receiving yards: 79, vs. Albany 2023 receiving TDs: none longest reception: 27, vs. Albany 2023 (Fancher)	2023 transfer from Central Michigan University. Played in ten games at CMU in 2022, catching 11 passes.
88	Rahmod Smith (ruh MAHD) class: R-So. height: 6-5 weight: 240 Florida City, Fla. (Homestead)	2022 transfer from Florida Atlantic.	

Offensive Line

Marshall returns four starters from a 2022 line that improved significantly as the season progressed. After allowing 31 quarterback sacks in the first eight games of the year, opponents only sacked Marshall quarterbacks five times in the final five games. The line also paved the way for a run game that averaged 206 yards per game in 2022.

52	Ethan Driskell (DRISS kul) class: R-Jr. height: 6-9 weight: 329 Louisville, Ky. (Holy Cross)	Made first career start vs. Norfolk State (2022) after coming off the bench in first 22 career games played.	Starting left tackle in all 13 games in 2022. Preseason second-team All-SBC in 2023.
58	Altrique Barlow (al TEEK) class: R-Jr. height: 6-3 weight: 335 Virginia Beach, Va. (Catholic)	2023 transfer from Texas Christian.	Appeared in 17 games at Texas Christian.
55	Trent Holler class: R-Jr. height: 6-2 weight: 306 Latrobe, Pa. (Greater Latrobe)	2022 transfer from East Carolina. Appeared in 17 games at ECU.	Starting center vs. Albany. Starter at left guard in six games in 2022.
65	Logan Osburn class: R-Jr. height: 6-3 weight: 305 Ona, W.Va. (Cabell Midland)	Starting right guard vs. Albany. Starting center in all 13 games in 2022. Preseason first-team All-SBC in 2023.	Played at Cabell (CAB ul) Midland High School, located 15 miles from the Marshall campus.
68	Dalton Tucker class: R-Sr. height: 6-7 weight: 319 Paris, Ky. (Bourbon County)	Prior to 2022 had started four games - two of them bowl games (2020 Camilia, 2021 New Orleans).	Starter at right tackle vs. Albany. Starting right guard in all 13 games in 2022.
51	Lloyd Willis class: Jr. height: 6-7 weight: 305 Miami, Fla. (Killian)	2023 transfer from Florida State.	Appeared in 25 games at Florida State.

Broadcast Assistant

Defensive Line

The defensive line logged 30.5 of Marshall's total of 38 quarterback sacks in 2022 (No. 13 in the nation), plus an additional 55 quarterback hurries. In addition to five players who have started games along the defensive front in the past, the team added transfers from Virginia, Florida, Arizona State, and Ohio University to this year's group.

55	Owen Porter class: R-Sr. height: 6-3 weight: 237 Huntington, W.Va. (Spring Valley)	2022 First-Team all-Sun Belt selection. 2023 Preseason first-team All-Sun Belt.	Played at Spring Valley High School (Timberwolves), located seven miles from the Marshall campus.
2	Elijah Alston class: R-Jr. height: 6-2 weight: 256 Chesapeake, Va. (Oscar Smith)	Started at defensive end vs. Albany.	2019 Marshall Scout Team Defensive Player of the Year.
99	Isaiah Gibson class: R-Jr. height: 6-4 weight: 312 Springfield, Ohio (Springfield)	Credited with a half-sack vs. Albany	2022 transfer from Kentucky. Made first start and recorded two tackles at Notre Dame.
5	TyQaze Leggs (ty kweez) class: R-Jr. height: 6-2 weight: 300 La Vergne, Tenn. (Cane Ridge)	Versatile lineman who has played both defensive tackle and on the edge.	2021 transfer from Austin Peay.
0	Sam Burton class: R-Sr. height: 6-0 weight: 253 Boca Raton, Fla. (Spanish River)	Second on the current roster with 11.5 career quarterback sacks despite having made only one career start.	Leads current roster with three career forced fumbles.
54	Kylen McCracken class: Grad height: 6-3 weight: 306 Cleveland Heights, Ohio (Cleveland Heights)	2023 graduate transfer from Ohio University.	Appeared in 30 career games at Ohio University, making 31 total tackles.
7	Chris Thomas class: R-So. height: 6-6 weight: 308 Tallahassee, Fla. (Fort Myers Dunbar)	2023 transfer from the University of Florida.	
15	Mike Green class: R-Fr. height: 6-4 weight: 241 Toano, Va. (Lafayette)	2023 transfer from the University of Virginia.	
88	Brandon McElroy class: R-Jr. height: 6-5 weight: 301 Pasadena, Calif. (John Muir)	2023 transfer from Arizona State.	Prior to Arizona State, played at Glendale Community College.

Career Quarterback Sacks

Owen Porter	15.0	Daytione Smith	1.0
Sam Burton	14.0	J'Coryan Anderson	1.0
Eli Neal	10.5	Micah Abraham	0.5
TyQaze Leggs	4.0	J'Coryan Anderson	0.5
Elijah Alston	3.5	Isaiah Gibson	0.5
Jabarrek Hopkins	1.0	Brandon McElroy	0.5

Career Fumbles Forced/Recovered

Micah Abraham	1/1	TyQaze Leggs	0/1
Elijah Alston	1/1	Kerion Martin	1/0
Sam Burton	3/1	Eli Neal	1/3
J. Green-McKnight	0/1	Owen Porter	3/1

Broadcast Assistant

Linebackers

Marshall returns only one of its regular linebackers from 2022, but that one is senior Eli Neal, who has started every game of his career at middle linebacker, dating back to game one of his freshman season.

24	Eli Neal class: Sr. height: 6-0 weight: 226 Memphis, Tenn. (White Station)	Led Marshall with 98 tackles in 2022. Honorable mention All-SBC in 2022.	Starter at middle linebacker every game in his career. Preseason first-team All-SBC in 2023.
25	J'Coryan Anderson (juh CORE ee un) class: R-Jr. height: 6-2 weight: 237 Knoxville, Tenn. (Fulton)	Has appeared in 28 games at Marshall heading into the 2023 season.	Made first career start vs. Albany. Made 19 tackles in 2021; redshirted in 2022.
44	KeSean Brown (KEY shawn) class: Sr. height: 6-1 weight: 221 Columbia, S.C. (Bamberg-Ehrhardt)	2023 transfer from Appalachian State.	Played in 49 career games at Appalachian State.
14	Stephen Dix, Jr. class: R-So. height: 6-1 weight: 237 Orlando, Fla. (Dr. Phillips)	2023 transfer from Florida State.	Rivals Freshman All-American at Florida State in 2020, when he recorded 45 tackles for the Seminoles.
8	Tah Mac Bright (TAH mack BRIGHT) class: Jr. height: 6-2 weight: 235 Houston, Texas (Westside)	First name Tah, last name Mac Bright.	2023 transfer from the University of the Incarnate Word. 35 tackles for Incarnate Word in 2022.
27	Marc Viechec (VEE check) class: Jr. height: 5-11 weight: 226 Naples, Fla. (Naples)	2022 Sun Conference Defensive Player of the Year for NAIA Southeastern University.	2023 transfer from Southeastern University, an NAIA institution in Lakeland, Fla.

Career Tackles

Eli Neal.....	289
Owen Porter	137
Micah Abraham	116
Sam Burton.....	104

Broadcast Assistant

Secondary

Marshall finished No. 3 in the nation in the nation in defensive pass efficiency (104.67) in 2022.. The team finished No. 16 in the nation with a total of 18 interceptions, and No. 12 in total passes defended (5.54 per game). Individually, Micah Abraham tied for No. 2 in the nation with six interceptions, and No. 10 with 16 passes defended.

6	Micah Abraham class: R-Sr. height: 5-11 weight: 185 Tampa, Fla. (East Lake)	Eight career interceptions, including six in 2022. First-Team All-SBC in 2022. Preseason first-team All-SBC in 2023.	Father Donnie intercepted 38 passes during his NFL career (1996-2004).
10	Jacobie Henderson class: R-Fr. height: 5-10 weight: 194 Charlotte, N.C. (Catawba Ridge)	Played four games and preserved redshirt status in 2022.	Made one tackle in 2022 (versus Norfolk State).
11	J.J. Roberts class: R-Jr. height: 5-11 weight: 190 Ona, W.Va. (Cabell Midland)	2019 West Virginia Gatorade Player of the Year at Cabell Midland High School.	2023 transfer from Wake Forest University. 32 games played, 46 tackles in three seasons with the Demon Deacons.
13	Daytione Smith (DAY twan) class: R-So. height: 6-0 weight: 186 East Highland Park, Va. (Highland Springs)	Made first career start against Appalachian State in 2022. Started again at Georgia Southern and vs. Connecticut.	Broke up desperation pass on Appalachian State's final play to preserve Marshall's 28-21 victory in 2022.
22	Kerion Martin (CARE ee on) class: R-Jr. height: 6-1 weight: 209 Charleston, W.Va. (Capital)	Starter in three of the final four games of the 2022 regular season.	Made career-high eight tackles at Georgia Southern in 2022.
1	Josh Moten class: So. height: 6-1 weight: 171 Waldorf, Md. (National Christian Academy)	2023 transfer from Texas A&M.	Starter vs. Albany when MU began game in nickel package. Played in two games and made one tackle for Texas A&M in 2022.
4	Jadarius Green-McKnight class: R-So. height: 5-11 weight: 203 Fort Myers, Fla. (Dunbar)	2022 transfer from Florida State.	Started five games for Marshall in 2022.
19	Dyoni Hill (dee ON ee) class: So. height: 6-0 weight: 172 Gainesville, Fla. (Gainesville)	Appeared in ten games, mostly on special teams, as a true freshman in 2022.	Lone tackle of the 2022 season came against UConn in the Myrtle Beach Bowl.
3	Ishmael Ibraheem class: R-Fr. height: 6-1 weight: 178 Dallas, Texas (Kimball)	2023 transfer from the University of Texas.	Ranked as the No. 113 national recruit in 2020 by ESPN.
23	Jahsen Wint (JAH sen - not Jason) class: Grad. height: 5-10 weight: 200 Brooklyn, New York (Erasmus Hall)	2023 transfer from Ohio State.	39 tackles in 35 games at Ohio State.

Career Interceptions

Micah Abraham8
Eli Neal.....3
Owen Porter1

Broadcast Assistant

Specialists

Marshall relied on freshman Rece Verhoff and John McConnell to handle the kicking and punting duties in 2022, and both gained valuable experience and had their shining moments along the way. With the graduation of three-year long snapper Zach Appio, the Thundering Herd turns to sophomore Matthew Bosset to handle those chores in 2023.

PK	90	Rece Verhoff (VEER hoff) class: So. height: 5-1 weight: 182 Columbus Grove, Ohio (Columbus Grove)	Tied Marshall record by making four field goals at Old Dominion 2022 (shares the record with five others).	Sun Belt Special Teams Player of the Week after making four field goals in the 12-0 win at Old Dominion in 2022.
PK	99	Kameron Lake class: R-Jr. height: 6-2 weight: 189 Lawrence, Kansas (Free State)	2023 transfer from D-II Washburn University (Kansas). Played in 26 games for the Ichabods, 2019-2022.	Made 18-of-28 field goals and 115-of-121 PATs. Career-long 48-yard field goal vs. Central Missouri, 2021.
P	45	John McConnell class: R-So. height: 6-4 weight: 197 Morgantown, W.Va. (Morgantown)	Career-long 64-yard punt at James Madison, 2022.	Also serves as the holder on place kicks.
LS	47	Matthew Bosset (BOSS it) class: R-Fr. height: 6-2 weight: 224 Ormond Beach, Fla. (Seabreeze)	First season as Marshall's regular long snapper for place kicks.	
LS	48	Dominic Konopka (kuh NOPP kuh) class: R-Fr. height: 6-1 weight: 231 Sharon Center, Ohio (Highland)	First season as Marshall's regular long snapper for punts.	2023 transfer from Bowling Green.
KOR	2	Jayden Harrison class: R-Jr. height: 5-11 weight: 195 Antioch, Tenn. (Pearl Cohn)	2021 Vanderbilt transfer. 99-yard kickoff return for TD at Florida Atlantic in 2021.	Second-Team All-CUSA kickoff returner in 2021 (averaged 25.2 yards on 15 returns).
PR	1	Talik Keaton (tuh LEEK) class: R-Sr. height: 6-0 weight: 190 Sarasota, Fla. (Booker)	First-team All-CUSA punt returner in 2019 and 2020.	Returned a punt 67 yards for a touchdown in his college debut against Virginia Military (2019)

2023 Special Teams Tackles

DeMarcus Harris..... 1
Kerion Martin 1

Season Superlatives

2023 Season Superlatives

Team

	Marshall	Opponents
Most points.....	21, vs. Albany (21-17).....	17, vs. Albany (21-17)
Fewest points.....	21, vs. Albany (21-17).....	17, vs. Albany (21-17)
Most total offense yards	413, vs. Albany.....	300, vs. Albany
Fewest total offense yards	413, vs. Albany.....	300, vs. Albany
Most rush yards.....	145, vs. Albany.....	106, vs. Albany
Fewest rush yards.....	145, vs. Albany.....	106, vs. Albany
Most pass yards.....	268, vs. Albany.....	194, vs. Albany
Fewest pass yards.....	268, vs. Albany.....	194, vs. Albany
Most first downs	21, vs. Albany.....	19, vs. Albany
Fewest first downs	21, vs. Albany.....	19, vs. Albany
Most punts.....	4, vs. Albany	6, vs. Albany
Fewest punts.....	4, vs. Albany	6, vs. Albany
Most penalties.....	5, vs. Albany	5, vs. Albany
Most penalty yards	54, vs. Albany.....	47, vs. Albany
Fewest penalties.....	5, vs. Albany	5, vs. Albany
Fewest penalty yards	54, vs. Albany.....	47, vs. Albany
Longest drive - plays	8 (twice) vs. Albany.....	14 (66 yards, 7:21, missed FG), vs. Albany
Longest drive - yards.....	65 (twice) vs. Albany	75 (twice), vs. Albany
Longest drive - time	4:34 (8 plays, 54 yards, missed FG), vs. Albany.....	7:21 (14 plays, 66 yards, missed FG), vs. Albany

Individual

Most points.....	12, Rasheen Ali vs. Albany.....	6, two players, vs. Albany
Most touchdowns	2, Rasheen Ali vs. Albany	1, two players, vs. Albany
Most field goals.....	none.....	1, John Opalko, vs. Albany
Most PATs.....	3, Rece Verhoff vs. Albany	2, John Opalko, vs. Albany
Most rushing attempts.....	18, Rasheen Ali vs. Albany.....	15, Reese Poffenbarger, vs. Albany
Most rushing yards	137, Rasheen Ali vs. Albany	39, Nate Larkins, vs. Albany
Most rushing touchdowns.....	2, Rasheen Ali vs. Albany	1, Reese Poffenbarger, vs. Albany
Most pass attempts	35, Cam Fancher vs. Albany.....	38, Reese Poffenbarger, vs. Albany
Most pass completions	28, Cam Fancher vs. Albany.....	22, Reese Poffenbarger, vs. Albany
Most pass yards.....	268, Cam Fancher vs. Albany	194, Reese Poffenbarger, vs. Albany
Most touchdown passes.....	1, Cam Fancher vs. Albany	1, Reese Poffenbarger, vs. Albany
Most pass receptions	7, Cade Conley vs. Albany	6, Brevin Easton, vs. Albany
Most receiving yards	81, Chuck Montgomery vs. Albany.....	51, Jackson Parker, vs. Albany
Most touchdown receptions.....	1, Chuck Montgomery vs. Albany	1, Jackson Parker, vs. Albany
Most tackles	12, Owen Porter vs. Albany.....	12, Dylan Kelly, vs. Albany

Long Plays

Longest rush	31, Rasheen Ali vs. Albany.....	54, Reese Poffenbarger (touchdown), vs. Albany
Longest pass completion	27, Cam Fancher to Cade Conley vs. Albany	19, Reese Poffenbarger to Jackson Parker (TD), vs. Albany
Longest field goal.....	none.....	46, John Opalko, vs. Albany
Longest punt.....	61, John McConnell, vs. Albany.....	57, Tyler Pastula, vs. Albany
Longest punt return	(-2), Talik Keaton vs. Albany	none
Longest kickoff return	28, Jayden Harrison vs. Albany.....	none
Longest interception return	none.....	12, Aamir Hall, vs. Albany

We are ... Marshall

Thundering Herd Football History

First football game	1895
First official team with a coach	1903 (George Ford)
First game against a college team.....	Nov. 24, 1903 (Marshall 15, Shelton College 0)
All-Time record (versus college competition)	600-539-35 (.526)
All-Time record in FBS (since 1997)	204-124 (.622)
All-Time record in Sun Belt Conference play (since 2022)	5-3 (.625)
Highest FBS national ranking.....	No. 10 (AP and Coaches) - Final Polls of 1999
National Championships (NCAA Division I-AA).....	Two - 1992, 1996
National Runners-Up (NCAA Division I-AA)	Four - 1987, 1991, 1993, 1995
NCAA Playoffs (NCAA Division I-AA).....	Eight - 1987, 1988, 1991, 1992, 1993, 1994, 1995, 1996
Conference Championships	Twelve - 1925, 1928, 1937, 1988, 1994, 1996, 1997, 1998, 1999, 2000, 2002, 2014
Bowl Games.....	19
Bowl Record	13-6 (.684)
Record in NCAA-Sanctioned Bowl Games.....	13-5 (.722)
Longest win streak.....	18 (1998-2000)
Longest home game win streak.....	33 (1996-2000)



**44 NFL
Draft Picks**

73 NFL Players



Byron Leftwich
First Round, No. 7
Jacksonville Jaguars
2003 Draft



Chad Pennington
First Round, No. 18
New York Jets
2000 Draft



Randy Moss
First Round, No. 21
Minnesota Vikings
1998 Draft



- Biletnikoff Award winner.....Randy Moss, 1997
- Campbell Trophy winner (Academic Heisman).....Chad Pennington, 1999
- Sammy Baugh Award winner
- Chad Pennington, 1999
- NCAA Division I-AA National Player of the Year
- Mike Barber, 1988
- Walter Payton Award winner.....Michael Payton, 1992



35 First-Team All-Americans
82 Total All-Americans
3 Academic All-Americans



- National Coach of the Year Awards.....Jim Donnan, 1992
Jim Donnan, 1995
Bob Pruett, 1996
Bob Pruett, 1997
- Conference MVP Awards
- Nine
- Conference Offensive Player of the Year Awards
- Twelve
- Conference Defensive Player of the Year Awards
- Eight
- Conference Special Teams Player of the Year Awards
- Two
- Conference Freshman of the Year Awards.....
- Twelve
- Conference Coach of the Year Awards.....
- Four
- National Player of the Week Awards.....
- Nine
- First Team All-Conference honors
- 275
- Total All-Conference honors.....
- 584

We are ... Marshall



Marshall University

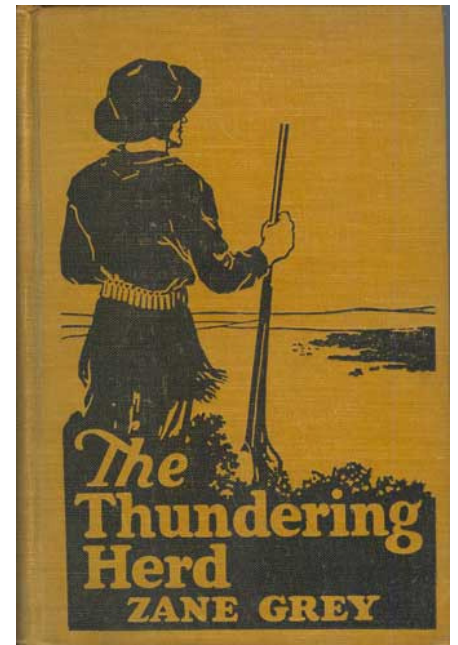
- Namesake: John Marshall, the fourth and longest serving (1801-1835) Chief Justice of the United States.
- 1837: Founded as Marshall Academy, when the region was still a part of Virginia.
- 1867: The West Virginia legislature created Marshall College, the State Normal School, which offered two-year teaching certificates.
- 1920: Began four-year degree programs.
- 1961: Attained University status.
- 2019: Granted Carnegie R2 status (Doctoral University, High Research).

Thundering Herd

In the early 1900s, as Marshall established a varsity sports program, the school's teams were called the Big Green because of the color of their uniforms. In 1925, as Coach Trusty Tallman's powerful football team outscored the opposition by a combined 138-29 margin on its way to the inaugural West Virginia Conference championship, Huntington sportswriter Duke Ridgley dubbed the squad The Thundering Herd, based on a newly released novel by western adventure author Zane Grey.

Soon, rival sportswriter Doug Freutel countered by referring to Marshall teams as the Boogercats, which is what the Scottish immigrants in the Appalachian hills called mountain lions. Another movement sought to honor namesake John Marshall by calling the school's sports teams the Judges, but for the next 40 years most people used either the Big Green or the Thundering Herd when referring to Marshall.

In the fall of 1964, Marshall president Stewart Smith appointed a faculty-student committee to settle on an official school mascot. The final vote was taken on January 5, 1965, with 85 percent of the responses favoring Thundering Herd. The vote also set Kelly Green and White as the official school colors, while Big Green became the name of the athletic fundraising organization. Mercifully, Boogercats faded into obscurity.



Marco the Bison

Not long after Duke Ridgley dropped the "Thundering Herd" moniker on Marshall's teams, students began crafting bison costumes to wear to games and eventually cartoonists were creating their versions in the local newspapers. In 1954 the school yearbook, *The Chief Justice*, named the bison Marco - short for Marshall College.

When Thundering Herd became the official nickname in 1965, a bison costume was ordered and, even though Marshall had by then gained University status, the name Marco stuck. Charles Evans was the first to wear the official mascot costume, at a basketball game against Bowling Green on March 6th of that year.

For a brief period in the 1970s a live buffalo made appearances during home games at Huntington's Fairfield Stadium, but he proved to be a bit hard to handle - and he kept eating the artificial turf. In 1990, Marco (with Allen Young in the costume) won the Universal Cheerleader's Association National Champion Mascot competition in San Antonio, Texas.

We are ... Marshall



Frank Gatski
Marshall, 1941-42
Enshrined, 1985



Randy Moss
Marshall, 1996-97
Enshrined, 2018




Harry Young
Marshall, 1910-11
Enshrined, 1958



Jackie Hunt
Marshall, 1939-42
Enshrined, 2004




Coach Jim Donnan
Marshall, 1990-95
Enshrined, 2009



Michael Payton
Marshall, 1988-92
Enshrined, 2015



Troy Brown
Marshall, 1991-92
Enshrined, 2010



Mike Barber
Marshall, 1985-88
Enshrined, 2005

Joan C. Edwards Stadium



Joan C. Edwards Stadium (capacity 30,475) serves as the home of the Thundering Herd. Marshall is one of two FBS programs to have a stadium named for a woman (South Carolina - Martha Williams-Brice).

Mrs. Edwards and her husband James (for whom the playing surface is named) were philanthropists who gave generously to Marshall University, the city of Huntington, and countless other causes. Mrs. Edwards is also the namesake of Marshall's performing arts center as well as the cancer center at Cabell Huntington Hospital.

Mrs. Edwards was born in London, England, but her family moved to New Orleans when she was four years old. By the age of 11 she was singing on WWL radio and went on to a jazz singing career that saw her perform in places like New York and Chicago. She married James F. Edwards in 1937 and moved to Huntington, where she eventually became CEO of her husband's mattress manufacturing company.

Among their business ventures, the Edwards family got into thoroughbred horse racing; they owned four tracks themselves, and Mrs. Edwards took an active role in renovating the tracks after they purchased them. They raced their horses in Canada, England, and Ireland, as well as the United States.

Protecting the home turf

Marshall is known for being one of the toughest places to play in college football. The program has won 80.8 percent (177-42) of its home games in Joan C. Edwards Stadium, the fifth-best mark in the country.

Top FBS home stadium winning percentages:

1) Alabama (Bryant-Denny, 1929)	292-54-3	.841
2) Boise State (Albertsons, 1970)	282-61	.822
3) Oklahoma (Gaylord Family, 1923)	418-89-15	.815
4) Georgia Southern (Paulson, 1984)	209-48	.813
5) Marshall (Joan C. Edwards, 1991)	178-42	.809

Joan C. Edwards Stadium Timeline

- Jan. 15, 1987: West Virginia Governor Arch Moore asked the legislature to approve funding for the stadium.
- July 18, 1990: Official ground-breaking ceremony for Marshall University Stadium.
- Sept. 7, 1991: First game (Marshall 24, New Hampshire 23).
- Sept. 4, 1993: Playing surface named the James F. Edwards Field.
- Nov. 28, 2003: Named Joan C. Edwards Stadium.

Largest Crowds

1.	41,382	vs. West Virginia, 2010	L, 24-21 (OT)
2.	40,592	vs. Louisville, 2016	L, 59-28
3.	40,383	vs. West Virginia, 2007	L, 48-23
4.	38,791	vs. Purdue, 2015	W, 41-31
5.	36,914	vs. Kansas State, 2005	L, 21-19
6.	34,424	vs. Virginia Tech, 2011	L, 30-10
7.	33,537	vs. Kent State, 2003	W, 49-33
8.	33,436	vs. Ohio, 2012	L, 27-24
9.	33,204	vs. Miami (Ohio), 1998	W, 31-17
10.	33,116	vs. New Hampshire, 1991	W, 24-23

Joan C. Edwards
1918-2006



James F. Edwards
1910-1991



Joan C. Edwards Stadium Records

Team Records

Marshall	Opponent
Most points.....71..... vs. Morehead State, 1994 (71-7).....	67..... Western Kentucky, 2014 (67-66, OT)
Largest margin of victory.....64..... vs. Morehead State, 1994 (71-7).....	54..... Western Kentucky, 2016 (60-6)
Most first downs.....38..... vs. North Carolina Central, 2021.....	37..... Western Kentucky, 2014
Most yards rushing.....432..... vs. Rhode Island, 2014.....	372..... Youngstown State, 2001
Most yards passing.....642..... vs. VMI, 1991.....	516..... Western Kentucky, 2014
Most plays.....106..... vs. Houston, 2012.....	99..... Western Carolina, 1991
Most total yards.....789..... vs. VMI, 1991.....	738..... Western Kentucky, 2014

Individual Records

Marshall	Opponent
Most points scored.....30..... Ahmad Bradshaw vs. Texas-El Paso, 2005.....	24..... Trinity Dawson, Toledo, 2002 24..... Latavius Murray, Central Florida, 2012
Most touchdowns.....5..... Ahmad Bradshaw vs. Texas-El Paso, 2005.....	4..... Trinity Dawson, Toledo, 2002 4..... Latavius Murray, Central Florida, 2012
Longest rush.....89..... Chris Parker vs. Eastern Illinois, 1992.....	88..... Keaton Mitchell, East Carolina, 2021
Most rushing attempts.....41..... Chris Parker vs. Troy, 1993.....	39..... Jordan Howard, UAB, 2014
Most rushing yards.....272..... Devon Johnson vs. FAU, 2014.....	237..... Leon Allen, Western Kentucky, 2014
Most rushing touchdowns.....5..... Ahmad Bradshaw vs. Texas-El Paso, 2006.....	4..... Trinity Dawson, Toledo, 2002
Longest pass.....99..... Todd Donnan to Troy Brown vs. VMI, 1991.....	97..... Joshua Cribbs to Najah Pruden, Kent State, 2003
Most pass attempts.....65..... Rakeem Cato vs. Ohio, 2012.....	64..... Ryan Griffin, Tulane, 2010
Most pass completions.....44..... Rakeem Cato vs. Ohio, 2012.....	43..... Tyler Sheehan, Bowling Green, 2009
Most pass yards.....496..... Michael Payton vs. VMI, 1991.....	491..... Brandon Doughty, Western Kentucky, 2014
Most touchdown passes.....7..... Rakeem Cato vs. Western Kentucky, 2014.....	8..... Brandon Doughty, Western Kentucky, 2014
Most interceptions thrown.....5..... Grant Wells vs. Rice, 2020.....	4..... most recently, Tyler Appleby, Purdue, 2015
Most receptions.....15..... David Foye vs. Kent State, 2000.....	17..... Freddie Barnes, Bowling Green, 2009
Most receiving yards.....288..... Randy Moss vs. Delaware, 1996.....	216..... MacArthur Johnson, Howard, 1996
Most touchdown receptions.....4..... Randy Moss vs. The Citadel, 1996.....	3..... most recently Tyler Higbee, WKU, 2014 4..... Randy Moss vs. Montana, 1996 4..... Darius Watts vs. Ohio, 2001
Most total offense plays.....71..... Rakeem Cato vs. Ohio, 2012.....	71..... Jay Walker, Howard, 1993
Most total offense yards.....495..... Byron Leftwich vs. Central Michigan, 2001.....	479..... Lamar Jackson, Louisville, 2016
Most all-purpose yards.....348..... Randy Moss vs. Delaware, 1996.....	288..... Leon Allen, Western Kentucky, 2014
Longest punt.....92..... Kaare Vedvik vs. Old Dominion, 2017.....	74..... Kent McCullough, Miami (Ohio), 1998
Most kicking points.....15..... David Merrick vs. East Tennessee State, 1993.....	17..... Brayden Narveson, Western Kentucky, 2021 15..... J.R. Jenkins vs. Miami (Ohio), 2000
Most field goals.....4..... Justin Haig vs. Louisiana Tech, 2014.....	4..... most recently Brayden Narveson, WKU, 2021 4..... Justin Rohrwasser vs. Western Kentucky, 2019
Longest field goal.....53..... Curtis Head vs. Buffalo, 2002.....	58..... Michael Barbour, East Carolina, 2011 53..... Justin Rohrwasser vs. Western Kentucky, 2019
Longest kickoff return.....99..... Keion Davis vs. Miami (Ohio), 2017.....	98..... Quincy McDuffie, Central Florida, 2012
Most kickoff return yards.....196..... Keion Davis vs. Miami (Ohio), 2017.....	211..... Tracy Lampley, Southern Miss, 2009
Longest punt return.....86..... Troy Brown vs. Morehead State, 1991.....	87..... DaVon Fowlkes, Appalachian State, 2002
Most punt return yards.....114..... Troy Brown vs. Morehead State, 1991.....	105..... DaVon Fowlkes, Appalachian State, 2002
Longest interception return.....100..... Derek Grier vs. East Tennessee State, 1991.....	99..... Julius Grant, Western Carolina, 1993 100..... Melvin Cunningham vs. James Madison, 1994
Longest fumble return.....95..... George Davis vs. Morgan State, 2016.....	48..... Nathan Carpenter, Ohio, 2012
Most tackles.....21..... Shannon King vs. Youngstown State, 1993.....	21..... Deon King, Norfolk State, 2015
Most tackles for loss.....4.5..... Darius Hodge vs. Old Dominion, 2019.....	4.5..... Demarcus Ware, Troy, 2004
Most quarterback sacks.....4.5..... Darius Hodge vs. Old Dominion, 2019.....	3..... most recently Demarcus Ware, Troy, 2004

Odds & Ends

Record When - in 2023

Overall Record.....	1-0
Current Streak	W-6
Sun Belt Record	0-0
Division Record.....	0-0
Non-Conference Record.....	1-0
Home Record.....	1-0
Current Home Streak.....	W-3
Road Record	0-0
Current Road Streak.....	W-3
Neutral Record.....	0-0
Day Games	0-0
Night Games.....	1-0
Natural Grass	0-0
Artificial Turf	1-0
Marshall wins Coin Toss.....	0-0
Opponent wins Coin Toss	1-0
Marshall scores first.....	0-0
Opponent scores first.....	1-0
Marshall leads at end of 1st Quarter.....	0-0
Marshall trails at end of 1st Quarter.....	0-0
Marshall leads at Halftime.....	0-0
Marshall trails at Halftime	1-0
Marshall leads at end of 3rd Quarter.....	0-0
Marshall trails at end of 3rd Quarter.....	1-0
In September.....	1-0
In October	0-0
In November.....	0-0
In December.....	0-0
vs. Top 25 teams	0-0
vs. unranked teams	1-0
With 100-yard rusher.....	1-0
vs. 100-yard rusher	0-0
With 300-yard passer.....	0-0
vs. 300-yard passer	0-0

Record When - through the years

Marshall's record in its most recent X number of games when ...

Turnovers

positive turnover margin.....	57-13
equal turnover margin	25-5
negative turnover margin.....	21-43
plus-2 turnover margin	34-6
plus-3 turnover margin	11-0
Marshall commits 0 turnovers	32-7
Marshall commits 0 or 1 turnover(s).....	64-21
Marshall gains 4-plus takeaways	14-0

Holding leads

Marshall scores first	65-6
Marshall leads after the first quarter	67-12
Marshall leads at halftime	85-8

When limiting the opponent to ...

Marshall holds opponent under 300 total yards.....	39-4
Marshall holds opponent under 125 pass yards.....	21-5
Marshall allows no rushing touchdowns.....	43-7

When Marshall itself ...

Marshall rushes for 150-plus yards.....	63-11
Marshall rushes for 200-plus yards.....	47-6
Marshall rushes for 300-plus yards.....	13-0
Marshall scores 30-plus points	56-6

Odds & Ends

Overtime, over time

All-time overtime record.....	10-8
Current streak.....	L-1
In double overtime	3-1
In triple overtime	1-2
At home.....	6-3
On the road.....	3-5
Neutral site.....	1-0

Marshall's OT History

1991	at Western Carolina	W	27-24	(3 OT)
1991	vs. Western Illinois	W	20-17	
1994	vs. James Madison	W	28-21	
2001	vs. East Carolina*	W	64-61	(2 OT)
2005	vs. SMU	W	16-13	
2005	vs. Southern Miss	L	27-24	
2008	at East Carolina	L	19-16	
2010	vs. West Virginia	L	24-21	
2011	vs. East Carolina	W	34-27	
2012	at Rice	W	54-51	(2 OT)
2012	at East Carolina	L	65-59	(2 OT)
2013	at Virginia Tech	L	29-21	(3 OT)
2014	vs. Western Kentucky	L	67-66	
2015	at Kent State	W	36-29	(2 OT)
2015	at Middle Tennessee	L	27-24	(3 OT)
2019	vs. Florida International	W	30-27	
2021	vs. Old Dominion	W	20-13	
2022	at Bowling Green	L	34-31	

*GMAC Bowl in Mobile, Ala.

Future Opponents

2024

Aug. 31 - vs. Stony Brook
 Sept. 7 - at Virginia Tech
 Sept. 14 - vs. Western Michigan
 Sept. 21 - at Ohio State

2025

Aug. 30 - vs. Army
 Sept. 20 - at Middle Tennessee

2026

Sept. 5 - at Penn State
 Sept. 12 - vs. Middle Tennessee
 Oct. 10 - at Army

2027

Sept. 11 - at Ohio
 Sept. 18 - vs. Boise State
 Sept. 25 - vs. Bowling Green

Marshall blocked kicks in the FBS era (since 1997)

1997	none	2008	Johnny Jones (PAT at Wisconsin) Johnny Jones (PAT at UAB) Aaron Johnson (field goal vs. UCF)	2013	Darryl Roberts (PAT at Tulsa) James Rouse (field goal at Virginia Tech) Raheim Huskey (punt vs. Rhode Island)
1998	George Miller (punt at Eastern Michigan) Danny Derricott (field goal vs. Wofford)	2009	Johnny Jones (field goal vs. Bowling Green) Michael Janac (PAT vs. Southern Miss) Johnny Jones (PAT at Texas-El Paso)	2014	Raheim Huskey (punt at Old Dominion) Ricardo Williams (field goal at FIU) Arnold Blackmon (field goal vs. W. Kentucky)
1999	Yancey Satterwhite (punt vs. Northern Illinois)	2010	Johnny Jones (field goal at Ohio State) Johnny Jones (field goal vs. West Virginia) Esrray Taliaferro (punt vs. Tulane)	2015	Ryan Bee (field goal vs. Southern Miss)
2000	Chris Crocker (punt at Michigan State) Chris Crocker (punt at Michigan State) Willie Tisdale (punt vs. Buffalo)	2011	Jermaine Kelson (punt vs. Southern Miss) Vinny Curry (PAT vs. Virginia Tech) Vinny Curry (PAT at Louisville) Darryl Roberts (punt vs. UAB) Vinny Curry (PAT at Memphis) Derek Mitchell (punt at Memphis) Zach Dunston (punt vs. FIU)	2016	Jason Smith (field goal vs. Charlotte) Omari Cobb (punt vs. Akron)
2001	Johnathan Goddard (punt vs. Bowling Green)	2012	C.J. Crawford (punt at West Virginia) Jeremiah Taylor (field goal at Purdue) Jermaine Kelson (punt at Purdue) Marques Aiken (PAT vs. Central Florida) Deon Meadows (PAT vs. Central Florida) Jeremiah Taylor (field goal vs. Memphis) Marques Aiken (field goal at UAB)	2017	Ryan Bee (field goal at Charlotte)
2002	Jamus Martin (punt at Kent State)			2018	Darius Hodge (punt vs. Charlotte) Brandon Drayton (punt at Florida International) Juwon Young (field goal at Florida International)
2003	none			2019	Darius Hodge (punt at Charlotte)
2004	Brad Bates (punt vs. Troy) Ivan Clark (punt vs. Buffalo) Ivan Clark (punt vs. Buffalo) Shawn Lauzon (field goal vs. W. Michigan)			2020	Ethan Driskell (PAT vs. Florida Atlantic)
2005	Terick Thomas (punt at Central Florida) Ivan Clark (punt vs. UAB) Ivan Clark (punt vs. UAB) Chris Hawkins (PAT at Tulane)			2021	T.J. Johnson (field goal at Navy) Naquan Renalds (punt at Navy) Jayshawn Coffman (PAT at Middle Tennessee) T.J. Johnson (field goal vs. Florida International)
2006	Phillip Gamble (punt at Kansas State) Jon Moravek (punt vs. Tulane)			2022	Damion Barber Jr. (PAT at James Madison) Shadeed Ahmed (punt vs. Appalachian State)
2007	Ashton Hall (punt at Cincinnati) Byron Tinker (PAT vs. Southern Miss) Ashton Hall (punt vs. Southern Miss)				

Odds & Ends

Marshall defensive touchdowns in the FBS era (since 1997)

- | | | | |
|------|---|------|--|
| 1997 | Ricky Hall 43-yard fumble return at Army
Seth Lyle 29-yard fumble return vs. Western Illinois
Tim Dempsey 29-yard interception return vs. Akron
B.J. Summers 97-yard interception return vs. Akron
John Grace 42-yard interception return vs. Eastern Michigan | 2009 | Ashton Hall 29-yard fumble return at Tulane |
| 1998 | Danny Derricott 21-yard fumble return vs. Toledo | 2011 | Rashad Jackson 12-yard fumble return at Central Florida
Billy Mitchell 20-yard fumble return at UAB
Omar Brown 48-yard interception return vs. UAB |
| 1999 | Rogers Beckett 19-yard interception return at Buffalo | 2012 | Devin Arrington 18-yard interception return vs. Western Carolina |
| 2001 | Michael Owens 25-yard interception return at Northern Illinois
Orlando Washington 25-yard fumble return at Northern Illinois
Roberto Terrell 76-yard interception return vs. Youngstown State
Ralph Street 25-yard interception return vs. East Carolina
Terrence Tarpley 25-yard interception return vs. East Carolina | 2013 | Raheem Waiters 27-yard interception return vs. Miami (Ohio)
Montarius Lovett 70-yard interception return vs. Gardner-Webb
Gary Thompson 5-yard interception return vs. East Carolina
Corey Tindal 30-yard interception return at Florida International
Rashawde Myers fumble recovery in the end zone at UAB |
| 2002 | J.T. Rembert 34-yard fumble return vs. Buffalo
Marcus Hairston 11-yard fumble return vs. Buffalo
Duran Smith 35-yard fumble return vs. Toledo | 2014 | Tiquan Lang 30-yard interception return vs. Purdue
Tiquan Lang 55-yard interception return vs. Purdue
Jarquez Samuel 3-yard fumble return vs. Southern Miss |
| 2003 | Johnathan Goddard 84-yard fumble return at Kansas State
Johnathan Goddard 40-yard fumble return vs. Ohio | 2015 | George Davis 95-yard fumble return vs. Morgan State
Ty Tyler 20-yard fumble return vs. Morgan State
Ty Tyler 25-yard fumble return vs. Louisville |
| 2004 | Johnathan Goddard 27-yard fumble return at Ohio State
Johnathan Goddard 23-yard interception return at Ohio
Chris Royal 38-yard interception return vs. Central Florida
Roberto Terrell 44-yard interception return vs. Western Michigan
Willie Smith 32-yard interception return vs. Cincinnati | 2016 | Chris Jackson 72-yard interception return vs. Miami (Ohio)
Chris Jackson 15-yard fumble return vs. Old Dominion
Artis Johnson 17-yard interception return at Middle Tennessee
Nazeeh Johnson 45-yard interception return vs. Western Kentucky |
| 2005 | Matt Couch 70-yard fumble return vs. William & Mary | 2017 | Ouari Cobb 25-yard interception return at Florida International
Micah Abraham 75-yard interception return vs. Central Florida
Tavante Beckett 38-yard fumble return at Western Kentucky |
| 2006 | Shavar Greer 10-yard fumble return vs. Hofstra
C.J. Spillman 85-yard interception return vs. Memphis
Zearrick Mathews 44-yard interception return vs. Tulane
Rashad Jackson 84-yard interception return vs. Tulane | 2018 | Owen Porter 21-yard fumble return vs. Norfolk State |
| 2008 | Mario Harvey 62-yard fumble return at UAB | 2019 | Steven Gilmore 37-yard interception return at Notre Dame |
| | | 2020 | Damion Barber Jr. 34-yard interception return vs. Connecticut |
| | | 2022 | |

Marshall special teams touchdowns in the FBS era (since 1997)

- | | |
|------|--|
| 1997 | Javonne Darling fumble recovery in the end zone of punt return vs. Eastern Michigan |
| 1998 | David Foye 11-yard return of punt blocked by George Miller at Eastern Michigan
Damone Williams 49-yard punt return vs. Ball State |
| 1999 | James Williams 93-yard kickoff return vs. Liberty |
| 2000 | Maurice Hines 60-yard punt return at Bowling Green |
| 2004 | Dennis Thornton recovery in end zone of punt blocked by Ivan Clark vs. Buffalo |
| 2005 | Chubb Small 92-yard kickoff return at Tulane |
| 2006 | James Johnson 17-yard return of punt blocked by Phillip Gamble at Kansas State |
| 2007 | Darius Marshall 91-yard kickoff return vs. UAB |
| 2009 | Andre Booker 58-yard punt return vs. Ohio |
| 2010 | Ahmed Shakoor 61-yard return of field goal attempt blocked by Johnnie Jones at Ohio State
Troy Evans 100-yard kickoff return at Southern Miss
Kevin Perry 2-yard return of punt blocked by Essray Taliaferro vs. Tulane |
| 2011 | Andre Booker 87-yard punt return at West Virginia |
| 2012 | Derek Mitchell 35-yard return of punt blocked by Jermaine Kelson at Purdue |
| 2013 | Devon Smith 77-yard punt return at Florida Atlantic |
| 2014 | Brandon Byrd recovery in end zone of punt blocked by Raheim Husky at Old Dominion
Deandre Reaves 93-yard kickoff return vs. Northern Illinois |
| 2015 | Deandre Reaves 93-yard kickoff return at Kent State
Deandre Reaves 69-yard punt return vs. Florida International
Deandre Reaves 97-yard kickoff return at Western Kentucky |
| 2016 | Keion Davis 99-yard kickoff return at North Texas |
| 2017 | Keion Davis 99-yard kickoff return vs. Miami (Ohio)
Keion Davis 97-yard kickoff return vs. Miami (Ohio) |
| 2018 | Artis Johnson 22-yard fumble return on kickoff coverage vs. North Carolina State
Brenden Knox 8-yard fumble return on kickoff coverage at Southern Miss
Brandon Drayton recovery in end zone of punt he blocked himself at Florida International |
| 2019 | Talik Keaton 67-yard punt return vs. VMI
Joseph Early 16-yard return of punt blocked by Darius Hodge at Charlotte |
| 2021 | Rasheen Ali 97-yard kickoff return at Appalachian State
Jayden Harrison 99-yard kickoff return at Florida Atlantic |
| 2022 | Dainsus Miller recovery in end zone of punt blocked by Shadeed Ahmed vs. App State |



Johnathan Goddard, 2004 All-American and Bronko Nagurski Trophy finalist, scored four defensive touchdowns for Marshall during the 2003-04 seasons.

Odds & Ends

Marshall as a Ranked Team

Since moving to Division I-A (FBS) in 1997, the Herd has faced 25 opponents as a member of the Associated Press Top 25, winning 21 times. Those game-by-game results are below:

Date	Rank	Opponent	Result
9/25/99	(21)	vs Temple	W, 34-0
10/2/99	(17)	at Miami (Ohio)	W, 32-14
10/14/99	(15)	vs Toledo	W, 38-13
10/23/99	(15)	at Buffalo	W, 59-3
10/30/99	(13)	vs Northern Illinois	W, 41-9
11/6/99	(13)	at Kent State	W, 28-16
11/13/99	(12)	at Western Michigan	W, 31-17
11/26/99	(12)	vs Ohio	W, 34-3
12/3/99	(11)	vs Western Michigan	W, 34-30
12/27/99	(11)	vs. No. 25 Brigham Young	W, 21-3
11/17/01	(24)	vs Ohio	W, 42-18
11/24/01	(20)	vs Youngstown State	W, 38-24
11/30/01	(20)	vs Toledo	L, 36-41
8/31/02	(19)	vs Appalachian State	W, 50-17
9/12/02	(16)	at No. 7 Virginia Tech	L, 21-47
10/18/14	(25)	at Florida International	W, 45-13
10/25/14	(23)	vs Florida Atlantic	W, 35-16
11/8/14	(23)	at Southern Miss	W, 63-17
11/15/14	(21)	vs Rice	W, 41-14
11/22/14	(18)	at UAB	W, 23-18
11/28/14	(19)	vs Western Kentucky	L, 66-67 (OT)
10/24/20	(22)	vs Florida Atlantic	W, 20-9
11/7/20	(16)	vs UMass	W, 51-10
11/14/20	(16)	vs Middle Tennessee	W, 42-14
12/5/20	(15)	vs Rice	L, 0-20

Marshall vs. Ranked Opponents

The following are Marshall's game-by-game results against NCAA FBS opponents ranked in the Associated Press (since 1936), UPI (1950-92), CNN (1993-96), ESPN/USA Today (1997-2004) or USA Today (since 2005) Top 25 polls since 1936.

Date	Rank	Opponent	Result
9/11/76	(20)	vs. Miami (Ohio) (AP)	W, 21-16
8/31/95	(25)	at North Carolina State (CNN)	L, 33-16
12/27/99	(25)	vs. Brigham Young (ESPN)	W, 21-3
9/9/00	(24/23)	at Michigan State (AP/ESPN)	L, 34-24
9/1/01	(1)	at Florida (AP & ESPN)	L, 49-14
9/12/02	(7)	at Virginia Tech (AP & ESPN)	L, 47-21
9/6/03	(11/12)	at Tennessee (AP/ESPN)	L, 34-24
9/20/03	(6)	at Kansas State (AP & ESPN)	W, 27-20
9/11/04	(9)	at Ohio State (AP & ESPN)	L, 24-21
9/18/04	(3)	at Georgia (AP & ESPN)	L, 13-3
10/7/05	(3)	at Virginia Tech (AP & ESPN)	L, 41-14
9/2/06	(5)	at West Virginia (AP & ESPN)	L, 42-10
9/23/06	(15)	at Tennessee (AP & ESPN)	L, 33-7
9/8/07	(3)	at West Virginia (AP & ESPN)	L, 48-23
9/6/08	(11)	at Wisconsin (AP & ESPN)	L, 51-14
9/12/09	(14/15)	at Virginia Tech (AP/ESPN)	L, 52-10
9/2/10	(2)	at Ohio State (AP & ESPN)	L, 45-7
9/10/10	(22/23)	vs West Virginia (AP/ESPN)	L, 24-21 (OT)
9/4/11	(24)	at West Virginia (AP & USA Today)	L, 34-13
9/24/11	(13/11)	vs Virginia Tech (AP/USA Today)	L, 30/10
10/22/11	(21/22)	at Houston (AP/USA Today)	L, 63-28
9/1/12	(11)	at West Virginia (AP & USA Today)	L, 69-34
9/24/16	(3/4)	vs Louisville (AP/USA Today)	L, 59-28
9/16/19	(24)	at Boise State (AP & Coaches)	L, 14-7
9/19/20	(23)	vs Appalachian State (AP & Coaches)	W, 17-7
12/18/21	(16/17)	vs Louisiana (AP/Coaches)	L, 36-21
9/10/22	(8/9)	at Notre Dame (AP/Coaches)	W, 26-21

The Last Time that Marshall ...

Shut Out An Opponent: Nov. 5, 2022 at Old Dominion (12-0)
Shut Out An Opponent in the First Half: Dec. 19, 2022 vs. Connecticut
Shut Out An Opponent in the Second Half: Nov. 19, 2022 at Georgia Southern
Held An Opponent to 0 Touchdown Passes: Dec. 19, 2022 vs. Connecticut
Held An Opponent to 0 Rushing Touchdowns: Nov. 19, 2022 at Georgia Southern
Allowed 60+ Points at Home: Nov. 26, 2016 vs. Western Kentucky (60)
Allowed 50-59 Points at Home: Nov. 27, 2021 vs. Western Kentucky (53)
Allowed 40+ Points in a Half: Nov. 27, 2021 vs. Western Kentucky (47)
Rushed For 300-399 Yards: Sept. 3, 2022 vs Norfolk State (380 yards on 51 attempts)
Rushed For 400+ Yards: Sept. 6, 2014 vs. Rhode Island (432 yards)
Rushed For Six Touchdowns: Sept. 4, 2021 at Navy (Rasheen Ali 4, Sheldon Evans 2)
Rushed For Seven Touchdowns: Nov. 8, 2014 at Southern Miss (Remi Watson 3, Steward Butler 2, Tony Pittman and Rakeem Cato 1)
Passed For 300-399 Yards: Oct. 29, 2022 vs. Coastal Carolina (320 yards)
Passed For 400-499 Yards: Sept. 18, 2021 vs. ECU (460)-Grant Wells: 24 of 39 for 433 yards, 1 TD and 2 INTs; Xavier Gaines: 0 of 1 for 0 yards
Passed For 500 or More Yards: Dec. 19, 2001 (576), Byron Leftwich vs. East Carolina (41 of 70 for 576 yards)
Passed For Four Touchdowns: Nov. 14, 2020 vs. Middle Tennessee (Grant Wells, 5)
Passed For Five Touchdowns: Nov. 14, 2020 vs. Middle Tennessee (Grant Wells, 5)
Passed For Six Touchdowns: Sept. 10, 2016 vs. Morgan State (Chase Litton, 6)
Passed For Seven Touchdowns: Nov. 28, 2014 vs. Western Kentucky (Rakeem Cato, 7)
Had 500-599 Yards Offense: Nov. 19, 2022 at Georgia Southern (86 plays, 529 yards)
Had 600-699 Yards Offense: Sept. 3, 2022 vs Norfolk State (81 plays, 612 yards)
Had 700 or More Yards Offense: Nov. 28, 2014 vs. Western Kentucky (82 plays for 708 yards)
Rushed and Passed for 300+ Yards: Nov. 2, 2013 vs. Southern Miss (304 rushing, 332 passing)
Scored 40+ Points in a Half: Oct. 15 at North Texas (42, First)
Scored 28+ Points in a Quarter: Sept. 3, 2022 vs Norfolk State (28, Second)
Scored 50-59 Points: Sept. 3, 2022 vs Norfolk State (55)
Scored More Than 60 Points: Sept. 10, 2016 vs. Morgan State (62)
Had 30 or More First Downs: Sept. 3, 2022 vs Norfolk State (33)
Ran 100+ Plays: Sept. 11, 2021 vs. North Carolina Central (101)
Ran Fewer Than 50 Plays: Sept. 6, 2019 at Boise State (43)
Won a Game with less than 19 minutes of Time of Possession: Sept. 4, 2021 at Navy (18:41)
Had the ball less than 19 minutes of Time of Possession: Sept. 4, 2021 at Navy (18:41)
Failed to Pass for More than 100 Yards: Dec. 19, 2022 vs. Connecticut (93)
Failed to Pass for More than 100 Yards in Back-to-Back games: Nov. 23, 2019 at Charlotte (86 yards); Nov. 30, 2019 vs. FIU (90 yards)
Failed to Rush for More Than 50 yards: Nov. 13, 2021 vs. UAB (37 yards)
Held An Opponent to Fewer Than 50 yards Rushing: Nov. 5, 2022 at Old Dominion (11 yards on 14 attempts)
Held An Opponent to Negative Yards Rushing: Nov. 17, 2018 vs. Texas-San Antonio ((-29) yards on 26 carries)
Held An Opponent to Fewer Than 100 Yards Passing: Sept. 3, 2022 vs Norfolk State (84 yards on 6-of-14 passing)
Held An Opponent to Negative Yards Passing: Nov. 26, 2005 at Memphis (1 of 8 for -3 yards)
Held An Opponent to Fewer Than 200 Yards Total Offense: Oct. 1, 2022 vs Gardner-Webb (143 yards on 51 plays)
Failed To Score a Touchdown: Dec. 5, 2020 vs. Rice (L, 0-20)
Failed To Pass For A Touchdown: Oct. 29, 2022 (vs. Coastal Carolina)
Failed To Rush For A Touchdown: Nov. 5, 2022 at Old Dominion (won 12-0)
Failed To Score an Offensive Touchdown: Nov. 5, 2022 at Old Dominion (won 12-0)
Did Not Punt in a Game: Sept. 5, 2020 vs. Eastern Kentucky
Averaged 50+ Yards Per Punt: Nov. 3, 2017 at Florida Atlantic (Kaare Vedvik, 52.0 on two kicks)
Returned One Kickoff For A Touchdown: Nov. 6, 2021 at Florida Atlantic (Jayden Harrison, 99 yards)
Returned Two Kickoffs For Touchdowns: Sept. 2, 2017 vs. Miami (Ohio) (Keion Davis, 99 yards and 97 yards)
Returned One (Non-Blocked) Punt For A Touchdown: Aug. 31, 2019 vs. VMI (Talix Keaton, 67 yards)
Returned One Blocked Punt For A Touchdown: Nov. 12, 2022 vs. Appalachian State (Dainsus Miller recovery in end zone of S. Ahmed block)
Returned One Blocked FG For A Touchdown: Sept. 2, 2010 at Ohio State (Ahmed Shakoor, 61 yards)
Returned One Interception For A Touchdown: Dec. 19, 2022 vs. Connecticut (Damion Barber Jr., 34 yards)
Returned Two Interceptions For Touchdowns: Sept. 6, 2015 vs. Purdue (Tiquan Lang, 30 and 55 yards)
Returned One Fumble For A Touchdown: Sept. 3, 2022 vs Norfolk State (Owen Porter, 21 yards)
Returned Two Fumbles For Touchdowns: Sept. 10, 2016 vs. Morgan State (George Davis, 95 yards and Ty Tyler, 20 yards)

The Last Time that Marshall ...

Returned a PAT for 2 points: Oct. 22, 2022 at James Madison (E.J. Jackson 85-yard returned PAT blocked by Damion Barber Jr.)

Player Had 20 or more tackles: Nov. 27, 2010 - Mario Harvey vs. Tulane (21 total tackles, 9 solo)

Blocked A Punt: Nov. 22, 2022 vs. Appalachian State (Shadeed Ahmed)

Blocked A FG: Oct. 30, 2021 vs. Florida International (T.J. Johnson)

Blocked An XP: Oct. 22, 2022 at James Madison (Damion Barber Jr.)

Scored A Safety: Oct. 18, 2019 at Florida Atlantic (Tyler Brown recorded a sack in the end zone)

One Player Rushed For 100-199 Yards: Sept. 2, 2023 vs. Albany (Rasheen Ali, 18 att., 137 yards)

Two Players Rushed For 100 or More Yards: Nov. 26, 2022 vs. Georgia State (Rasheen Ali, 16 att., 102 yards; Khalan Laborn, 11 att., 100 yards)

Three Players Rushed For 100 or More Yards: Nov. 9, 2013 vs. UAB (Steward Butler (7-39 yards) Essray Taliaferro (12-118); Kevin Grooms (8-108)

One Player Rushed For 200 or More Yards: Nov. 20, 2021 at Charlotte (Rasheen Ali-23 carries for 203 yards and 3 TDs)

One Player Rushed For Three Touchdowns: Nov. 20, 2021 at Charlotte (Rasheen Ali)

One Player Rushed For Four Touchdowns: Sept. 4, 2021 at Navy (Rasheen Ali)

Four or More Different Players Rushed For a Touchdown: Oct. 30, 2021 vs. FIU (Rasheen Ali 2, Sheldon Evans, Ethan Payne, Grant Wells)

One Player Had 100-199 Yards Receiving: Nov. 12, 2022 vs. Appalachian State (Charles Montgomery (5 rec., 109 yards)

One Player Had 200+ Yards Receiving: Sept. 9, 2017 at NC State (Tyre Brady-11 catches for 248 yards, TD)

Two Players Had 100+ Yards Receiving: Nov. 17, 2018 vs. Texas-San Antonio (Tyre Brady (162) and Obi Obialo (103))

Two Players Had Double-Digit Receptions: Sept. 15, 2012 vs. Ohio--Tommy Shuler (13) and Aaron Dobson (11)

One Player Had Three Touchdowns Receiving: Sept. 30, 2017 at Cincinnati (Ryan Yurachek)

Two Receivers Had Two Touchdowns Receiving: Nov. 14, 2020 vs. Middle Tennessee (Willie Johnson and Corey Gammage)

Three Receivers Had Two Touchdowns Receiving: Nov. 28, 2014 vs WKU (Davonte Allen, Hyleck Foster and Eric Frohnapfel vs. WKU)

Player Scores Rushing and Receiving Touchdowns: Nov. 30, 2019 vs. Florida International (Xavier Gaines)

Player Scores Four Touchdowns: Sept. 4, 2021 at Navy (Rasheen Ali)

Player Scores Two Two-Point Conversions: Oct. 28, 2017 vs. Florida International (Willie Johnson)

One Player Had Two Interceptions: Oct. 22, 2022 at James Madison (Charlie Gray)

One Player Had Three Fumble Recoveries: Oct. 10, 2020 at Western Kentucky (Tavante Beckett)

Allowed 6+ sacks: Oct. 5, 2018 vs. Middle Tennessee (allowed six)

Posted 9+ sacks: Sept. 4, 2021 at Navy (9)

Posted 14+ tackles for loss: Nov. 23, 2013 at Florida International (14)

Broke Up 15+ passes: Oct. 9, 2015 vs. Southern Miss (15)

Forced 5+ turnovers: Oct. 20, 2018 vs. Florida Atlantic (5)

Committed 5+ turnovers: Oct. 2, 2021 at Middle Tennessee (6)

Threw 5+ interceptions: Dec. 5, 2020 vs. Rice (5)

Intercepted 4+ passes: Oct. 22, 2022 at James Madison (4)

Recovered 4+ fumbles: Oct. 9, 2015 vs. Southern Miss (4)

Lost 4+ fumbles: Oct. 2, 2021 at Middle Tennessee (4)

Converted 4+ fourth downs: Oct. 5, 2018 vs. Middle Tennessee (4)

Missed 5+ field goals: Nov. 7, 2015 at Middle Tennessee (5, Nick Smith-3, Amoreto Curraj-2)

Played An Overtime Game: Sept. 17, 2022 at Bowling Green (Bowling Green 34, Marshall 31)

Ranked in the College Football Playoff Poll: December 1, 2020 (No. 21)

Ranked In The Final Season Poll: Amway USA Today 2014 (No. 22), Associated Press 2014 (No. 23)

Ranked In The Top 10 Of Regular Season Poll: ESPN/USA Today and Associated Press Final Poll 1999, (No. 10)

Ranked In 11-25 Of Regular Season Poll: Associated Press (No. 15) (Nov. 29, 2020), USA Today (No. 15) (Nov. 29, 2020)

Defeated a Nationally-Ranked Opponent: Sept. 10, 2022 (won at No. 8 Notre Dame, 26-21)

The Last Time that a Marshall Opponent ...

Shut Out Marshall: Dec. 5, 2020 in Huntington, W.Va. (Rice 20, Marshall 0)

Shut Out Marshall in the first half: Sept. 2, 2023 vs. Albany

Shut Out Marshall in the second half: Dec. 5, 2020 vs. Rice

Rushed For 200-299 Yards: Nov. 6, 2021 at Florida Atlantic (47 carries for 243 yards)

Rushed For 300-399 Yards: Sept. 4, 2021 at Navy (76 carries for 337 yards)

Rushed For 400 or More Yards: Sept. 12, 2009 at Virginia Tech (53 carries for 444 yards)

Passed For 300-399 Yards: Nov. 26, 2022 vs. Georgia State (303 yards)

Passed For 400-499: Sept. 24, 2016 vs. Louisville (417 yards)

Passed For 500+ Yards: Nov. 28, 2014 vs. Western Kentucky (516 yards)

Passed For 7 Touchdowns: Oct. 22, 2011 at Houston (Case Keenum-6, Cotton Turner-1)

Passed For 8 Touchdowns: Nov. 28, 2014 vs. Western Kentucky (Brandon Doughty)

Had 500-599 Yards Total Offense: Sept. 23, 2021 at Appalachian State (93 plays for 566 yards)

Had 600-699 Yards Total Offense: Sept. 24, 2016 vs. Louisville (85 plays for 690 yards)

Had 700+ Yards Total Offense: Nov. 28, 2014 vs. Western Kentucky (86 plays for 738 yards)

Scored 50-59 Points: Nov. 27, 2021 vs. Western Kentucky (53)

Scored 60+ Points: Sept. 17, 2016 vs. Akron (65)

Had 30 or More First Downs: Sept. 23, 2021 at Appalachian State (39)

Held Marshall to fewer than 10 first downs: Sept. 6, 2019 at Boise State (9)

Held Marshall to no first downs in a half: Sept. 6, 2019 at Boise State

Held Marshall to zero or fewer total yards in a half: Sept. 6, 2019 at Boise State (0)

Recovered a Fumbled Kickoff in the end zone For A Touchdown: Toran Davis (Ohio) on Sept. 14, 2013

Returned A Kickoff For A Touchdown: Nov. 12, 2022 vs. Appalachian State (Milan Tucker, 96 yards)

Returned Two Kickoffs For A Touchdown: Oct. 27, 2012, Quincy McDuffie, UCF (97 & 98 yards)

Returned A Punt For A Touchdown: Nov. 10, 2012, Jackie Williams, UAB (79 yards)

Returned An Interception For A Touchdown: Oct. 1, 2022 vs Gardner-Webb (Ty Anderson, 45 yards)

Returned Two Interceptions For Touchdowns: Sept. 29, 2012 at Purdue (Ricardo Allen-39 yards and Josh Johnson-74 yards)

Returned A Fumble For A Touchdown: Sept. 24, 2022 at Troy (Buddha Jones, 23 yards)

Returned Two Fumbles For Touchdowns: Nov. 17, 2011 at Memphis (Kendrick Golden-36 yards and Frank Trotter-18 yards)

Blocked A Punt: Sept. 10, 2022 at Notre Dame (Bo Bauer blocked a John McConnell punt)

Returned A Blocked Punt For A Touchdown: Sept. 17, 2016, Ulysees Gilbert, Akron (30 yards)

Blocked A Field Goal: Sept. 2, 2023 (Elijah Hills blocked Rece Verhoff attempt)

Blocked An Extra Point Attempt: Sept. 8, 2018 vs. Eastern Kentucky (Leodis Moore III blocked a Justin Rohrwasser kick)

Scored A Safety: Oct. 8, 2011 at Central Florida (MU's Gator Hoskins was called for holding in the end zone)

One Player Rushed For 100-199 Yards: Nov. 19, 2022 at Georgia Southern (Jalen White, 13 attempts, 143 yards)

Two Players Rushed For 100 or More Yards: Nov. 23, 2019 at Charlotte (Chris Reynolds (25-145); Benny Lemay (21-100))

One Player Rushed For 200 or More Yards: Nov. 3, 2017 at Florida Atlantic (Devin Singletary rushed for 203 yards on 28 carries with 1 TD)

One Player Had Three Rushing Touchdowns: Sept. 23, 2021 at Appalachian State (Camerun Peoples)

One Player Had Double-Digit Receptions: Sept. 23, 2021 at Appalachian State (Corey Sutton, 10 catches for 127 yards, TD)

One Player Had 100 or More Yards Receiving: Nov. 26, 2022 vs. Georgia State (Jamari Thrash, 10 catches for 167 yards, 1 TD)

Two Players Had 100 or More Yards Receiving: Sept. 24, 2022 at Troy (Tez Johnson, 2 catches for 121 yards) and Jabre Barber (4 catches, 101 yds)

One Player Had Three Touchdowns Receiving: Nov. 28, 2014 vs. Western Kentucky (Tyler Higbee)

Converted 6+ Fourth Down Conversions: Nov. 20, 2021 vs. Charlotte (6-for-6)



2023-24 Marshall Football
Game Results
All games

Team Results

Date	Opponent		Score	Overall	Conf	Time	Attend
09/02/2023	UAlbany	W	21-17	1-0	0-0	3:14	25101



2023-24 Marshall Football
Overall Team Statistics
All games

Team Statistics

	MARSH	OPP
Scoring	21	17
Points per game	21.0	17.0
Points Off Turnovers	0	0
First Downs	21	19
Rushing	7	5
Passing	13	12
Penalty	1	2
Rushing Yardage	145	106
Yards gained rushing	160	160
Yards lost rushing	15	54
Rushing attempts	26	36
Average per rush	5.6	2.9
Average per game	145.0	106.0
TDs Rushing	2	1
Passing Yardage	268	194
Comp-Att-Int	28-35-1	22-38-0
Average per pass	7.7	5.1
Average per catch	9.6	8.8
Average per game	268.0	194.0
TDs Passing	1	1
Total offense	413	300
Total plays	61	74
Average per play	6.8	4.1
Average per game	413.0	300.0
Kick returns: #-Yards	3-54	0-0
Punt returns: #-Yards	2--2	0-0
Int returns: #-Yards	0-0	1-12
Kick return average	18.0	0.0
Punt return average	-1.0	0.0
Int return average	0.0	12.0
Fumbles-Lost	1-0	1-0
Penalties-Yards	5-54	5-47
Average per game	54.0	47.0
Punts-Yards	4-125	6-282
Average per punt	31.3	47.0
Net punt average	43.5	47.3
Kickoffs-Yards	4-260	4-202
Average per kick	65.0	50.5
Net kick average	40.0	30.5
Time of possession / game	24:28	32:53
3rd-down conversion	1/10	4/16
3rd-down pct	10%	25%
4rd-down conversion	1/3	2/4



2023-24 Marshall Football
Overall Team Statistics
All games

	MARSH	OPP
4rd-down pct	33%	50%
Sacks by-Yards	7-50	0-0
Misc Yards	0	0
Touchdowns scored	3	2
Field goals - attempts	0-1	1-2
On-Side kicks	0-0	0-0
Red-zone scores	(2-4) 50%	(1-2) 50%
Red-zone touchdowns	(2-4) 50%	(1-2) 50%
PAT-attempts	(3-3) 100%	(2-2) 100%
2-point conversion-attempts	(0-0) 0%	(0-0) 0%
Attendance	25101	0
Games / Avg per game	1/25101	0/0
Neutral site games	-	0/0

Score by Periods

Team	1st	2nd	3rd	4th	OT	TOT
Marshall	0	0	14	7	0	21
Opponents	0	3	14	0	0	17



2023-24 Marshall Football Combined Team Statistics All games

Team Results

Date	Opponent		Score	Att.
09/02/2023	UAlbany	W	21-17	25101

Rushing

Player	gp	att	gain	loss	net	avg	td	lg	avg/g
Rasheen Ali	1	18	140	3	137	7.6	2	31	137.0
Cam Fancher	1	5	20	4	16	3.2	0	6	16.0
Ethan Payne	1	2	0	6	-6	-3.0	0	0	-6.0
Team	1	1	0	2	-2	-2.0	0	0	-2.0
Total	1	26	160	15	145	5.6	2	31	145.0
Opponents	1	36	160	54	106	2.9	1	54	106.0

Passing

Player	gp	effic	comp-att-int	pct	yds	td	lg	avg/g
Cam Fancher	1	148.0	28-35-1	80.0	268	1	27	268.0
Total	1	148.0	28-35-1	80.0	268	1	27	268.0
Opponents	1	109.5	22-38-0	57.9	194	1	19	194.0

Receiving

Player	gp	no.	yds	avg	td	lg	avg/g
Cade Conley	1	7	79	11.3	0	27	79.0
Charles Montgomery	1	6	81	13.5	1	19	81.0
DeMarcus Harris	1	5	32	6.4	0	12	32.0
Jayden Harrison	1	3	31	10.3	0	14	31.0
Caleb Coombs	1	3	21	7.0	0	11	21.0
Bryan Robinson	1	2	16	8.0	0	12	16.0
Talik Keaton	1	1	6	6.0	0	6	6.0
Rasheen Ali	1	1	2	2.0	0	2	2.0
Total	1	28	268	9.6	1	27	268.0
Opponents	1	22	194	8.8	1	19	194.0

Game Records

Record	Overall	Home	Away	Neutral
ALL GAMES	1-0	1-0	0-0	0-0
CONFERENCE	0-0	0-0	0-0	0-0
NON-CONFERENCE	1-0	1-0	0-0	0-0

Team Statistics

	MARSH	OPP
First Downs	21	19
Rushing	7	5
Passing	13	12
Penalty	1	2
Rushing Yardage	145	106
Rushing attempts	26	36
Average per rush	5.6	2.9
Average per game	145.0	106.0
TDs Rushing	2	1
Passing Yardage	268	194
Comp-Att-Int	28-35-1	22-38-0
Average per pass	7.7	5.1
Average per catch	9.6	8.8
Average per game	268.0	194.0
TDs Passing	1	1
Total offense	413	300
Average per play	6.8	4.1
Average per game	413.0	300.0
Kick returns: #-Yards	3-54	0-0
Punt returns: #-Yards	2--2	0-0
Int returns: #-Yards	0-0	1-12
Fumbles-Lost	1-0	1-0
Penalties-Yards	5-54	5-47
Punts-Avg	4-31.3	6-47.0
Time of possession / game	24:28	32:53
3rd-down conversion	1/10	4/16
4rd-down conversion	1/3	2/4
PAT-attempts	(3-3) 100%	(2-2) 100%
2-point conversion-attempts	(0-0) 0%	(0-0) 0%

Interceptions

Player	no.	yds	avg	td	lg
Total	0	0	0.0	0	0
Opponents	1	12	12.0	0	12



2023-24 Marshall Football
Combined Team Statistics
All games

Field Goals

Player	fg	pct.	01-9	20-29	30-39	40-49	50-59	lg	blk
Rece Verhoff	0-1	0.0	0-0	0-0	0-1	0-0	0-0	0	1
Opponents	1-2	50.0	0-0	0-0	0-1	1-1	0-0	46	0

Scoring

Player	td	fg	PAT					dpx	saf	pts
			kick	rush	rcv	pass				
Rasheen Ali	2	-	-	-	-	-	-	-	-	12
Charles Montgomery	1	-	-	-	-	-	-	-	-	6
Rece Verhoff	-	0-1	3-3	-	-	-	-	-	-	3
Total	3	0-1	3-3	0	0	0	0	0	0	21
Opponents	2	1-2	2-2	0	0	0	0	0	0	17

Score by Periods

Team	1st	2nd	3rd	4th	OT	TOT
Marshall	0	0	14	7	0	21
Opponents	0	3	14	0	0	17

Punting

Player	no.	yds	avg	lg	tb	fc	i20	50+	blk
John McConnell	4	125	31.3	46	1	2	3	0	0
Total	4	125	31.3	46	1	2	3	0	0
Opponents	6	282	47.0	57	0	1	1	2	0

Punt Returns

Player	no.	yds	avg	td	lg
Talik Keaton	2	-2	-1.0	0	0
Total	2	-2	-1.0	0	0
Opponents	0	0	0.0	0	0

Kick Returns

Player	no.	yds	avg	td	lg
Jayden Harrison	2	48	24.0	0	28
Sean Sallis	1	6	6.0	0	6
Total	3	54	18.0	0	28
Opponents	0	0	0.0	0	0

All Purpose

Player	g	rush	rcv	pr	kr	ir	total	avg/g
Rasheen Ali	1	137	2	0	0	0	139	139.0
Charles Montgomery	1	0	81	0	0	0	81	81.0
Jayden Harrison	1	0	31	0	48	0	79	79.0
Cade Conley	1	0	79	0	0	0	79	79.0
DeMarcus Harris	1	0	32	0	0	0	32	32.0
Caleb Coombs	1	0	21	0	0	0	21	21.0
Bryan Robinson	1	0	16	0	0	0	16	16.0
Cam Fancher	1	16	0	0	0	0	16	16.0
Sean Sallis	1	0	0	0	6	0	6	6.0
Talik Keaton	1	0	6	-2	0	0	4	4.0
Ethan Payne	1	-6	0	0	0	0	-6	-6.0
Total	1	145	268	-2	54	0	465	465.0
Opponents	1	106	194	0	0	12	312	312.0

Total Offense

Player	g	plays	rush	pass	total	avg/g
Cam Fancher	1	40	16	268	284	284.0
Rasheen Ali	1	18	137	0	137	137.0
Ethan Payne	1	2	-6	0	-6	-6.0
Total	1	61	145	268	413	413.0
Opponents	1	74	106	194	300	300.0



2023-24 Marshall Football
Combined Team Statistics
All games

Team Defense

##	Player	gp	Tackles				Sacks	Pass defense			Fumbles		blkd	
			ua	a	tot	tfl/yds	no-yds	int-yds	brup	qbh	fr-yds	ff	kick	saf
55	Owen Porter	1	5	7	12	3.5-11	1-4	.	.	5	.	1	.	.
11	J.J. Roberts	1	4	6	10	1
25	J'Coryan Anderson	1	1	6	7	0.5-0	.	.	.	2
24	Eli Neal	1	1	6	7	0.5-4	0.5-4
44	KeSean Brown	1	2	4	6	0.5-1	.	.	.	1
14	Stephen Dix, Jr.	1	2	4	6
5	TyQaze Leggs	1	.	5	5	1-10	1-10	.	.	1
13	Daytione Smith	1	4	1	5	.	.	.	1
1	Josh Moten	1	1	4	5
0	Sam Burton	1	2	2	4	2.5-30	2.5-30	.	.	3
2	Elijah Alston	1	2	1	3	1-1	1-1	.	.	1
99	Isaiah Gibson	1	.	3	3	0.5-1	0.5-1	.	.	2
88	Brandon McElroy	1	.	3	3	0.5-0	0.5-0
10	Jacobie Henderson	1	3	.	3
6	Micah Abraham	1	.	2	2
22	Kerion Martin	1	1	1	2
23	Jahsen Wint	1	.	2	2	0.5-0	.	.	.	1
2	Jayden Harrison	1	1	.	1	1
26	DeMarcus McElroy	1	.	1	1
54	Kylen McCracken	1	1
15	Mike Green	1	1
90	Rece Verhoff	1
Totals		1	29	58	87	11-58	7-50	0-0	1	20	0-0	1	0	0
Opponents		1	34	36	70	3-13	0-0	1-12	2	2	0-0	1	1	0



2023-24 Marshall Football
Games Played
All games

##	Player	GP-GS	ANY
0	Sam Burton	1/0	XXX
0	Cam Pedro	0/0	...
1	Talik Keaton	1/0	XXX
1	Josh Moten	1/1	START
2	Jayden Harrison	1/0	XXX
2	Elijah Alston	1/1	START
3	Mason Pierce	0/0	...
3	Ishmael Ibraheem	0/0	...
4	Jadarius Green-McKnight	0/0	...
4	DeMarcus Harris	1/1	START
5	TyQaze Leggs	1/1	START
5	Caleb McMillan	1/0	XXX
6	Darryle Simmons	1/0	XXX
6	Micah Abraham	1/1	START
7	Chris Thomas Jr.	0/0	...
7	Caleb Coombs	1/0	XXX
8	Tah MacBright	0/0	...
8	Colin Parachek	0/0	...
9	Bryan Robinson	1/1	START
9	Landyn Watson	0/0	...
10	Charles Montgomery	1/1	START
10	Jacobie Henderson	1/1	START
11	J.J. Roberts	1/1	START
11	Chase Harrison	0/0	...
12	Gabriel Grubbs	0/0	...
12	Cole Pennington	0/0	...
13	Daytione Smith	1/1	START
13	TJ McMahon	1/0	XXX
14	Stephen Dix, Jr.	1/0	XXX
14	Cam Fancher	1/1	START
15	Mike Green	1/0	XXX
15	Antonio Robinson	0/0	...
16	Ishmael Roy	0/0	...
16	Elijah Russell	0/0	...
17	Leon Hart	0/0	...
17	Jack Scheirholz	0/0	...
18	AG McGhee	1/0	XXX
18	Gerald Campbell	0/0	...
19	D'Yoni Hill	1/0	XXX
19	Sean Reese	0/0	...
20	Myles Bell	0/0	...
21	Jabarrek Hopkins	0/0	...
21	Antwan Roberts	0/0	...
22	Kerion Martin	1/0	XXX
22	Rasheen Ali	1/1	START
23	Justin Haggerty	0/0	...
23	Jahsen Wint	1/0	XXX
24	Eli Neal	1/1	START
24	Randy Young	0/0	...
25	J'Coryan Anderson	1/1	START
25	A.J. Turner	0/0	...
26	DeMarcus McElroy	1/0	XXX
26	Caleb Clark-Glover	0/0	...
27	Maurice Jones	0/0	...
27	Marc Viechec	0/0	...
28	Ethan Payne	1/0	XXX
28	Ryan Sissel	0/0	...
28	Joshua Valdez-Alaniz	0/0	...
29	Caleb Horton	0/0	...
29	C.J. Fazio	0/0	...



2023-24 Marshall Football
Games Played
All games

##	Player	GP-GS	ANY
30	Antonio Turner	0/0	...
30	Jaden Yates	0/0	...
31	Joshua McTier	0/0	...
32	Jason Haggerty	0/0	...
34	Mathias Haygood	0/0	...
35	Jackson Marshall	0/0	...
36	C.J. Davis	0/0	...
37	Jacob Pinkney	0/0	...
38	K.J. Jones	0/0	...
39	Mason Mitchell	0/0	...
40	Beau Blankenship	0/0	...
40	Joe Murray	1/0	XXX
41	Ahmere Foster	0/0	...
41	Logan Howell	0/0	...
42	Ian Foster	0/0	...
43	Harshan Sachdeva	0/0	...
43	Will Petit	1/0	XXX
44	KeSean Brown	1/0	XXX
45	John McConnell	1/0	XXX
45	TaShawn Jeter	0/0	...
47	Matthew Bosset	1/0	XXX
48	Jayven Hall	0/0	...
48	Dominic Konopka	1/0	XXX
49	Drew Petit	0/0	...
50	Ben Tshita	0/0	...
50	Caden Dotson	0/0	...
51	Lloyd Willis	1/0	XXX
52	Ethan Driskell	1/0	XXX
52	Mikailin Warren	0/0	...
53	Trent Fraley	0/0	...
54	Kylen McCracken	1/0	XXX
54	Shawn Rouse	0/0	...
55	Owen Porter	1/1	START
55	Trent Holler	1/1	START
57	Eric Meeks	0/0	...
58	Altrique Barlow	0/0	...
58	Braydin Ward	0/0	...
62	Charlie Veltri	0/0	...
63	Ayden Conley	0/0	...
65	Logan Osburn	0/0	...
66	Gauge Samson	0/0	...
67	Caden Johnson	0/0	...
68	Dalton Tucker	0/0	...
70	Jalen Slappy	1/0	XXX
73	Chinazo Obobi	0/0	...
74	Chris Bradberry	0/0	...
76	Tarig Montgomery	1/0	XXX
77	Isaac Clary	0/0	...
80	Luke Soto	1/0	XXX
81	Toby Payne	0/0	...
82	Sean Sallis	1/0	XXX
83	Cade Conley	1/1	START
84	Antwaan Mays	0/0	...
85	Tracy Stephens	0/0	...
86	Chris Mottillo	1/0	XXX
88	Rahmod Smith	0/0	...
88	Brandon McElroy	1/0	XXX
89	Marcus Velez	0/0	...
90	Rece Verhoff	1/0	XXX
93	Jabari Ishmael	1/0	XXX



**2023-24 Marshall Football
Games Played
All games**

##	Player	GP-GS	ANY
93	Nathan Totten	0/0	...
97	Marco Peery	0/0	...
98	Jalil Rivera-Harvey	1/0	XXX
98	Alec Clark	0/0	...
99	Kameron Lake	0/0	...
99	Isaiah Gibson	1/1	START