

2023-24 INDIANA WOMEN'S BASKETBALL

MEDIA GUIDE

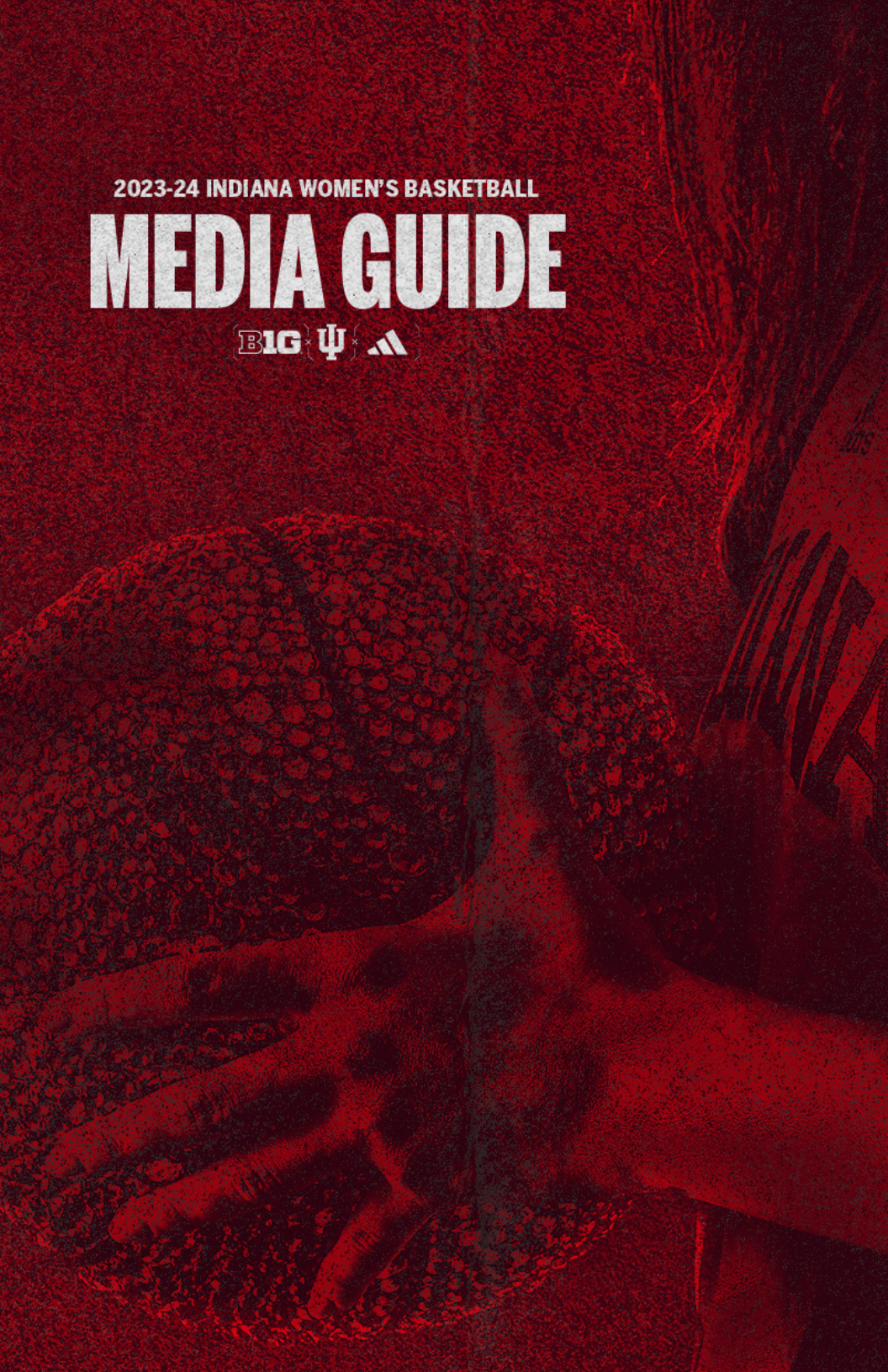


TABLE OF CONTENTS/MEDIA INFO

TEAM INFORMATION

Quick Facts.....	1
Roster.....	2
Radio/TV Roster.....	3
2023-24 Schedule.....	4
2023-24 Opponents.....	5-8

COACHES AND STAFF

Teri Moren.....	9-12
Rhet Wierzba.....	13-15
Linda Sayavongchanh.....	16-17
Amber Smith.....	18-19
Ali Patberg.....	20
Liz Honegger.....	21
Support Staff.....	22-26

PLAYERS

#1 Lexus Bargesser.....	27-29
#5 Lenée Beaumont.....	30
#12 Yarden Garzon.....	31-33
#14 Sara Scalia.....	34-37
#20 Julianna LaMendola.....	38
#21 Henna Sandvik.....	39-40
#22 Chloe Moore-McNeil.....	41-43
#23 Sharnecce Currie-Jelks.....	44-45
#25 Arielle Wisne.....	46-47
#33 Sydney Parrish.....	48-50
#52 Lilly Meister.....	51-53
#54 Mackenzie Holmes.....	54-58

2022-23 IN REVIEW

Overall Stats.....	59
Big Ten Only Stats.....	60
Schedule/Results/GBG Leaders.....	61
Team Highs/Lows.....	62-63
Individual Highs.....	64
Team Game-by-Game.....	65
Opponent Game-by-Game.....	66
2022-23 Box Scores.....	67-98

OPPONENTS

All-Time Series vs. Opponents.....	99-100
Team-by-Team History.....	101-109
Year-by-Year Results.....	110-119

HISTORY AND RECORDS

Hoosier Honor Roll.....	120-125
1,000 Point Scorers.....	126-129
Career Leaders.....	130-131
Single Season Leaders.....	132-133
Single Game Leaders.....	134-135
Freshman Leaders.....	136-137
Team Records.....	138-139
Miscellaneous Records.....	140-141
All-Time Coaching Records.....	142
Yearly Leaders.....	143-146
Big Ten Tournament Records.....	147-149
NCAA Tournament Records.....	150-155
Year-by-Year Team Stats.....	156-158
Versus Ranked Opponents.....	159-162
All-Time Roster by State/H.S.....	163-167
All-Time Roster by Jersey #.....	168-169
All-Time Letterwinners.....	170-171

MEDIA INFORMATION/

CREDENTIALS

Working credentials for the 2023-24 Indiana Women's Basketball season must be requested by emailing Megan Kramper (mkramper@indiana.edu). Credentials must be requested 48 hours or more from the game in order to be considered. Credentials will be left at will call, located at the north entrance of Simon Skjodt Assembly Hall.

INTERVIEW REQUESTS

All interview requests for players (and their families), coaches and support staff should be directed to Megan Kramper. It is the policy of the Indiana University Strategic Communications Department that no student-athlete or coach be contacted by the media regarding an interview until a request is made through IU Strategic Communications. The IU Strategic Communications reserves the right to decline working credentials to those members of the media who contact student-athletes or coaches at home for interview purposes without the approval of the department.

CREDITS

The 2023-24 Indiana Women's Basketball Record Book is a production of the Indiana University Athletics Strategic Communications Department. Individuals wishing to reproduce any portion of the book should obtain prior consent from Indiana University Athletics Strategic Communications office by emailing mkramper@indiana.edu.

Content.....	Megan Kramper
Editing.....	Megan Kramper
Cover Design.....	IU Athletics
Photography.....	IU Athletics

2023-24 ROSTER

NUMERICAL

#	Name	Ht.	Pos.	Yr.	Hometown/High School/Previous College
1	Lexus Bargesser	5-9	G	So.	Grass Lake, Mich./Grass Lake
5	Lenée Beaumont	6-1	G	Fr.	Lisle, Ill./Benet Academy
12	Yarden Garzon	6-3	G	So.	Ra'anana, Israel/Ostrovsky
14	Sara Scalia	5-10	G	Sr+.	Stillwater, Minn./Stillwater/Minnesota
20	Juliana LaMendola	6-1	G	Fr.	Coppell, Texas/Coppell
21	Henna Sandvik	6-0	G	So.	Helsinki, Finland/Mäkelänrinne
22	Chloe Moore-McNeil	5-11	G	Sr.	Greenfield, Tenn./Greenfield
23	Sharnece Currie-Jelks	6-2	F	So.	Jackson, Tenn./Southside/UT Martin
25	Arielle Wisne	6-5	C	R-Sr.	Thornton, Colo./Horizon
33	Sydney Parrish	6-2	G	Sr.	Fishers, Ind./Hamilton Southeastern/Oregon
52	Lilly Meister	6-3	F	So.	Rochester, Minn./John Marshall
54	Mackenzie Holmes	6-3	F	Gr.	Gorham, Maine/Gorham

ALPHABETICAL

#	Name	Ht.	Pos.	Yr.	Hometown/High School/Previous College
1	Lexus Bargesser	5-9	G	So.	Grass Lake, Mich./Grass Lake
5	Lenée Beaumont	6-1	G	Fr.	Lisle, Ill./Benet Academy
23	Sharnece Currie-Jelks	6-2	F	So.	Jackson, Tenn./Southside/UT Martin
12	Yarden Garzon	6-3	G	So.	Ra'anana, Israel/Ostrovsky
54	Mackenzie Holmes	6-3	F	Gr.	Gorham, Maine/Gorham
20	Jules LaMendola	6-1	G	Fr.	Coppell, Texas/Coppell
52	Lilly Meister	6-3	F	So.	Rochester, Minn./John Marshall
22	Chloe Moore-McNeil	5-11	G	Sr.	Greenfield, Tenn./Greenfield
33	Sydney Parrish	6-2	G	Sr.	Fishers, Ind./Hamilton Southeastern/Oregon
21	Henna Sandvik	6-0	G	So.	Helsinki, Finland/Mäkelänrinne
14	Sara Scalia	5-10	G	Sr+.	Stillwater, Minn./Stillwater/Minnesota
25	Arielle Wisne	6-5	C	R-Sr.	Thornton, Colo./Horizon

Head Coach: Teri Moren (10th Season, Purdue '92)

Associate Head Coach: Rhet Wierzba (10th Season, Austin Peay '04)

Assistant Coach/Recruiting Coordinator: Linda Sayavongchanh (Second Season, Drake '06)

Assistant Coach: Amber Smith (First Season, Kentucky '11, Morehead State '20)

Team and Recruitment Coordinator/Assistant Coach: Ali Patberg (Second Season, Indiana '20, Indiana '22)

Director of Operations: Liz Honegger (12th Season, Bowling Green '07)

Director of Player Development: Briana Schomaeker (11th Season, Tennessee '12)

Athletic Trainer: Ben Tate (Third Season, Denison '15)

Team & Recruitment Analyst: McIntyre Webb (Fifth Season, Michigan State '14)

Graduate Manager: Hannah Barber (First Season, Alabama '22, Alabama '23)

Graduate Manager: Madison Green (First Season, James Madison '22)

Graduate Manager: Isaiah Specks (First Season, Trinity '19)

Director of Athletic Performance: Kevin Konopasek (10th Season, Purdue '13)

Pronunciation Guide

Arielle Wisne - Air-e-l Wiss-nee

Bargesser - Bar-jess-er

Garzon - Gare-zone

Lenée - Len-ay

Moren - MORE-in

Meister - My-stir

Sandvik - Sand-veek

Sayavongchanh - Cy-ya-vong-chan

Wierzba - Weerz-buh

IU Athletics advanced players eligibility forward as normal in 2020-21. Any extra seasons of eligibility awarded due to COVID-19 will be recognized following a player's regular senior season. A "+" will be added to indicate the extra season.

2023-24 RADIO/TV ROSTER



1 • Lexus Bargesser
5'9 • So. • Guard



5 • Lenée Beaumont
6'1 • Fr. • Guard



12 • Yarden Garzon
6'3 • So. • Guard



14 • Sara Scalia
5'10 • Sr.+ • Guard



20 • Julianna LaMendola
6'1 • Fr. • Guard



21 • Henna Sandvik
6'0 • So. • Guard




22 • Chloe Moore-McNeil
5'11 • Sr. • Guard



23 • Sharniece Currie-Jelks
6'3 • So. • Forward



25 • Arielle Wisne
6'5 • R-Sr. • Center



33 • Sydney Parrish
5'11 • Sr. • Guard



52 • Lilly Meister
6'3 • So. • Forward



54 • Mackenzie Holmes
6'3 • Gr. • Forward



Teri Moren
Head Coach



Rhet Wierzba
Associate Head Coach



Linda Sayavongchanh
Assistant Coach/
Recruiting Coordinator



Amber Smith
Assistant Coach



Ali Patberg
Team & Recruitment Coordinator/
Assistant Coach

2023-24 SCHEDULE

DAY	DATE	OPPONENT	SITE	TIME (ET)	TV
WED	Nov. 1	Northwood (exh.)	Bloomington, Ind.	7:00 P.M.	B1G+
THURS	Nov. 9	EIU	Bloomington, Ind.	7:00 P.M.	B1G+
SUN	Nov. 12	at Stanford	Palo Alto, Calif.		
FRI	Nov. 17	Murray State	Bloomington, Ind.	7:00 P.M.	B1G+
SUN	Nov. 19	Lipscomb	Bloomington, Ind.	2:00 P.M.	B1G+

FT. MYERS ELEVANCE TIP-OFF

THURS	Nov. 23	Tennessee	Ft. Myers, Fla.	6:00 P.M.	FOX
SAT	Nov. 25	Princeton	Ft. Myers, Fla.	11:00 A.M.	-
THURS	Nov. 30	at Maine	Portland, Me.	7:00 P.M.	-
SUN	Dec. 3	Stetson	Bloomington, Ind.	2:00 P.M.	B1G+
SAT	Dec. 9	at Rutgers*	Piscataway, N.J.	4:00 P.M.	BTN
MON	Dec. 18	Evansville	Bloomington, Ind.	7:00 P.M.	B1G+
FRI	Dec. 22	BGSU	Bloomington, Ind.	6:00 P.M.	BTN
SUN	Dec. 31	Illinois*	Bloomington, Ind.	12:00 P.M.	BTN
THURS	Jan. 4	Michigan*	Bloomington, Ind.	7:00 P.M.	BTN
SUN	Jan. 7	at Nebraska*	Lincoln, Neb.	TBD	BTN
WED	Jan. 10	Penn State*	Bloomington, Ind.	7:00 P.M.	B1G+
SAT	Jan. 13	at Iowa*	Iowa City, Iowa	8:00 P.M.	FOX
WED	Jan. 17	Minnesota*	Bloomington, Ind.	8:00 P.M.	Peacock
SUN	Jan. 21	at Purdue*	West Lafayette, Ind.	2:00 P.M.	Peacock
SUN	Jan. 28	Northwestern*	Bloomington, Ind.	2:00 P.M.	B1G+
WED	Jan. 31	at Maryland*	College Park, Md.	7:00 P.M.	Peacock
SUN	Feb. 4	at Ohio State*	Columbus, Ohio	12:00 P.M.	FS1
THURS	Feb. 8	Michigan State*	Bloomington, Ind.	7:00 P.M.	Peacock
SUN	Feb. 11	Purdue*	Bloomington, Ind.	2:00 P.M.	B1G+
WED	Feb. 14	at Wisconsin*	Madison, Wis.	8:00 P.M.	Peacock
MON	Feb. 19	at Illinois*	Champaign, Ill.	2:00 P.M.	FOX
THURS	Feb. 22	Iowa*	Bloomington, Ind.	8:00 P.M.	Peacock
TUES	Feb. 27	at Northwestern*	Evanston, Ill.	7:00 P.M.	BTN
SUN	Mar. 3	Maryland*	Bloomington, Ind.	3:00 P.M.	Peacock

BIG TEN TOURNAMENT (TARGET CENTER)

Wed-Sun.	Mar. 6-10	TBD	Minneapolis, Minn.
----------	-----------	-----	--------------------

* Big Ten Conference opponent

All times listed are Eastern

2023-24 OPPONENTS



EASTERN ILLINOIS

Nickname: Panthers
Location: Charleston, Ill.
Enrollment: 8,857
Conference: Ohio Valley
Head Coach: Matt Bollant
Record (Career): 424-242 (21st Season)
Record (at EIU): 81-94 (6th season)
22-23 Overall Record: 21-8
22-23 Conf. Record: 14-4
SID: Rich Moser
Email: rlmoser@eiu.edu
Website: eiupanthers.com
X: @EIU_Panthers
Series History: Indiana leads 3-0
Last Meeting: 12/04/95 - W, 90-63
(Charleston, Ill.)



STANFORD

Nickname: Cardinal
Location: Palo Alto, Calif
Enrollment: 17,326
Conference: PAC-12
Head Coach: Tara VanDerveer
Record (Career): 1,186-265 (44th Season)
Record (at Stanford): 1,034-214
22-23 Overall Record: 29-6
22-23 Conf. Record: 15-3
SID: John Cantalupi
Email: johncan@stanford.edu
Website: gostanford.com
X: @StanfordWBB
Series History: Stanford leads 2-1
Last Meeting: 11/25/21 - L, 66-69
(Palo Alto, Calif)



MURRAY STATE

Nickname: Racers
Location: Murray, Ky.
Enrollment: 9,818
Conference: Ohio Valley
Head Coach: Rechelle Turner
Record (Career): 91-89 (6th Season)
Record (at Murray State): Same
22-23 Overall Record: 15-16
22-23 Conf. Record: 7-13
SID: Adit Wratsangka
Email: awratsangka@murraystate.edu
Website: goracers.com
X: @RacersWBB
Series History: Indiana leads 2-0
Last Meeting: 11/12/12 - W, 63-62
(Murray, Ky.)



LIPSCOMB

Nickname: Bisons
Location: Nashville, Tenn.
Enrollment: 4,800
Conference: ASUN
Head Coach: Lauren Sumski
Record (Career): 49-65 (4th season)
Record (at Lipscomb): Same
22-23 Overall Record: 20-12
22-23 Conf. Record: 13-5
SID: Laurence Thompson
Email: lrthompson@lipscomb.edu
Website: lipscombsports.com
X: @LipscombWBB
Series History: 0-0



TENNESSEE

Nickname: Lady Vols
Location: Knoxville, Tenn.
Enrollment: 25,067
Conference: SEC
Head Coach: Kellie Harper Record
(Career): 373-247 (20th Season)
Record (at UT): 88-39 (4th season)
22-23 Overall Record: 25-12
22-23 Conf. Record: 13-3
SID: Eric Trainer
Email: etrainer@utk.edu
Website: utsports.com
X: @LadyVol_Hoops
Series History: Tennessee leads 2-1
Last Meeting: 11/14/22 - W, 79-67
(Knoxville, Tenn.)



PRINCETON

Nickname: Tigers
Location: Princeton, N.J.
Enrollment: 8,705
Conference: Ivy League
Head Coach: Carla Berube
Record (Career): 459-108 (21st Season)
Record (at Princeton): 75-12 (5th season)
22-23 Overall Record: 24-6
22-23 Conf. Record: 12-2
SID: Warren Croxton
Email: wcroxton@princeton.edu
Website: goprincetonigers.com
X: @PrincetonWBB
Series History: Series Tied, 1-1
Last Meeting: 03/21/22 - W, 56-55
(Bloomington, Ind.)

2023-24 OPPONENTS



MAINE

Nickname: Black Bears
 Location: Orono, Me.
 Enrollment: 12,231
 Conference: America East
 Head Coach: Amy Vachon
 Record (Career): 114-63 (6th Season)
 Record (at Maine): Same
 22-23 Overall Record: 20-21
 22-23 Conf. Record: 15-3
 SID: Tyson McHatten
 Email: tyson.mchatten@maine.edu
 Website: goblackbears.com
 X: @BlackBearsWBB
 Series History: Indiana leads 2-0
 Last Meeting: 12/10/04 - W, 67-59
 (Bloomington, Ind.)



STETSON

Nickname: Hatters
 Location: DeLand, Fla.
 Enrollment: 4,330
 Conference: Atlantic Sun
 Head Coach: Lynn Bria
 Record (Career): 392-369 (25th Season)
 Record (Rutgers): 264-210 (16th Season)
 22-23: Overall Record: 13-20
 22-23: Conf. Record: 6-12
 SID: Ryan Marks
 Email: rmarks@stetson.edu
 Website: gohatters.com
 X: @StetsonWBB
 Series History: Indiana leads 1-0
 Last Meeting: 11/26/99 - W, 91-43
 (Bloomington, Ind.)



RUTGERS

Nickname: Scarlet Knights
 Location: Piscataway, N.J.
 Enrollment: 50,800
 Conference: Big Ten
 Head Coach: Coquese Washington
 Record (Career): 221-189 (13th Season)
 Record (Rutgers): 12-20 (2nd Season)
 22-23: Overall Record: 12-20
 22-23: Conf. Record: 5-13
 SID: Erin Neri
 Email: eneri@scarletknights.edu
 Website: ScarletKnights.com
 X: @RutgersWBB
 Series History: Indiana leads 7-6
 Last Meeting: 01/29/23 - W, 91-68
 (Bloomington, Ind.)



EVANSVILLE

Nickname: Purple Aces
 Location: Evansville, Ind.
 Enrollment: 2,078
 Conference: MVC
 Head Coach: Robyn Scherr-Wells
 Record (Career): 163-124 (10th Season)
 Record (at Evansville): 19-41 (3rd Season)
 22-23 Overall Record: 11-19
 22-23 Conf. Record: 6-14
 SID: Liz Holbrook
 Email: eh340@evansville.edu
 Website: gopurpleaces.com
 X: @UEAthletics_WBB
 Series History: Indiana leads 7-0
 Last Meeting: 11/30/06 - W, 83-80
 (Evansville, Ind.)



BOWLING GREEN

Nickname: Falcons
 Location: Bowling Green, Ohio.
 Enrollment: 19,597
 Conference: MAC
 Head Coach: Fred Chmiel
 Record (Career): 0-0 (First Season)
 Record (at Bowling Green): 0-0
 22-23 Overall Record: 31-7
 22-23 Conf. Record: 14-4
 SID: Mike Cihon
 Email: mjcion@bgsu.edu
 Website: bgsufalcons.com
 Twitter: @BGSUwbb
 Series History: Indiana leads 6-2
 Last Meeting: 11/17/22 - W, 96-61
 (Bloomington, Ind.)



ILLINOIS

Nickname: Fighting Illini
 Location: Champaign-Urbana, Ill.
 Enrollment: 56,403
 Conference: Big Ten
 Head Coach: Shauna Green
 Record (Career): 178-85 (10th Season)
 Record (at Illinois): 22-10 (2nd Season)
 22-23 Overall Record: 22-10
 22-23 Conf. Record: 11-7 SID: Jess Leifheit
 Email: jessleif@illinois.edu
 Website: fightingillini.com
 Twitter: @IlliniWBB
 Series History: Indiana leads 48-29
 Last Meeting: 1/18/23 - W, 83-72
 (Champaign, Ill.)

2023-24 OPPONENTS



MICHIGAN

Nickname: Wolverines
Location: Ann Arbor, Mich.
Enrollment: 49,972
Conference: Big Ten
Head Coach: Kim Barnes Arico
Record (Career): 511-325 (27th Year)
Record (Michigan): 241-119 (12th Year)
22-23 Overall Record: 23-10
22-23 Conf. Record: 11-7
SID: Sarah VanMetre
Email: vanmetre@mich.edu
Website: MGoBlue.com
Twitter: @UMichWBBall
Series History: Indiana leads 48-29
Last Meeting: 2/16/23 - W, 68-52
(Bloomington, Ind.)



NEBRASKA

Nickname: Cornhuskers
Location: Lincoln, Neb.
Enrollment: 23,805
Conference: Big Ten
Head Coach: Amy Williams
Record (Career): 307-208 (17th Season)
Record (Nebraska): 114-99 (8th Season)
22-23 Overall Record: 18-15
22-23 Conf. Record: 8-10
SID: Jeff Griesch
Email: jgriesch@huskers.com
Website: huskers.com
Twitter: @HuskersWBB
Series History: Indiana leads 11-6
Last Meeting: 1/1/23 - W 74-62
(Bloomington, Ind.)



PENN STATE

Nickname: Lady Lions
Location: State College, Pa.
Enrollment: 88,116
Conference: Big Ten
Head Coach: Carolyn Kieger
Record (Career): 140-137 (9th Season)
Record (at PSU): 41-63 (4th Season)
22-23 Overall Record: 14-17
22-23 Conf. Record: 4-14
SID: Julia Beretta
Email: jpb6970@psu.edu
Website: gopsusports.com
Twitter: @PennStateWBB
Series History: Penn State leads 33-19
Last Meeting: 12/8/22 - W, 67-58 (State College, Penn.)



IOWA

Nickname: Hawkeyes
Location: Iowa City, Iowa
Enrollment: 31,452
Conference: Big Ten
Head Coach: Lisa Bluder
Record (Career): 850-391 (39th season)
Record (Iowa): 494-249 (24th Season)
22-23 Overall Record: 31-7
22-23 Conf. Record: 15-3
SID: Bailey Turner
Email: bailey-turner@uiowa.edu
Website: hawkeyesports.com
Twitter: @IowaWBB
Series History: Iowa leads 53-22
Last Meeting: 2/26/23 - L, 85-86
(Iowa City, Iowa.)



MINNESOTA

Nickname: Golden Gophers
Location: Minneapolis, Minn.
Enrollment: 39,248
Conference: Big Ten
Head Coach: Dawn Plitzuweit
Record (Career): 365-141 (17th Year)
Record (Minnesota): 0-0
22-23 Overall Record: 11-19
22-23 Conf. Record: 4-14
SID: Trenten Gauthier
Email: gauth063@umn.edu
Website: GopherSports.com
Twitter: @GopherWBB
Series History: Minnesota leads 37-34
Last Meeting: 2/1/23 - W, 77-54
(Minneapolis, Minn.)



PURDUE

Nickname: Boilermakers
Location: West Lafayette, Ind.
Enrollment: 50,884
Conference: Big Ten
Head Coach: Katie Gearlds
Record (Career): 264-76 (10th Season)
Record (Purdue): 36-26 (3rd Season)
22-23 Overall Record: 19-11
22-23 Conf. Record: 9-8
SID: Ian MacDougall
Email: imacdoug@purdue.edu
Website: purduesports.com
Twitter: @PurdueWBB
Series History: Purdue leads 53-40
Last Meeting: 2/19/23 - W, 83-60
(Bloomington, Ind.)

2023-24 OPPONENTS



NORTHWESTERN

Nickname: Wildcats
 Location: Evanston, Ill.
 Enrollment: 17,965
 Conference: Big Ten
 Head Coach: Joe McKeown
 Record (Career): 758-393 (38th Season)
 Record (Northwestern): 249-219 (16th Season)
 22-23 Overall Record: 9-21
 22-23 Conf. Record: 2-16
 SID: Shealyn Abbott
 Email: shealyn.abbott@northwestern.edu
 Website: nusports.com
 Twitter: @nuwbball
 Series History: Indiana leads 41-39
 Last Meeting: 1/8/23 - W, 72-50
 (Evanston, Ill.)



MARYLAND

Nickname: Terrapins
 Location: College Park, Md.
 Enrollment: 40,709
 Conference: Big Ten
 Head Coach: Brenda Frese
 Record (Career): 620-177 (25th Season)
 Record (Maryland): 563-147 (22nd Season)
 22-23 Overall Record: 28-7
 22-23 Conf. Record: 15-3
 SID: Rose DiPaula
 Email: rdipaola@umd.edu
 Website: umterps.com
 Twitter: @TerpsWBB
 Series History: Maryland leads 12-3
 Last Meeting: 1/12/23 - W, 68-61
 (Bloomington, Ind.)



OHIO STATE

Nickname: Buckeyes
 Location: Columbus, Ohio
 Enrollment: 65,795
 Conference: Big Ten
 Head Coach: Kevin McGuff
 Record (Career): 427-199 (22nd Season)
 Record (at Ohio State): 172-100 (11th Season)
 22-23 Overall Record: 28-8
 22-23 Conf. Record: 12-6
 SID: Maria Slovikovski
 Email: Slovikovski.1@osu.edu
 Website: OhioStateBuckeyes.com
 Twitter: @OhioStateWBB
 Series History: Ohio State leads 59-24
 Last Meeting: 3/4/23 - L, 75-79
 (Minneapolis, Minn.)



MICHIGAN STATE

Nickname: Spartans
 Location: East Lansing, Mich.
 Enrollment: 50,023
 Conference: Big Ten
 Head Coach: Robyn Fralick
 Record (Career): 192-76 (9th Season)
 Record (MSU): 0-0
 22-23 Overall Record: 16-14
 22-23 Conf. Record: 7-10
 SID: Kara Fisher
 Email: kfisher@ath.msu.edu
 Website: msuspartans.com
 Twitter: @MSU_WBasketball
 Series History: Michigan State leads 48-32
 Last Meeting: 3/3/23 - W, 94-85
 (Minneapolis, Minn.)



WISCONSIN

Nickname: Badgers
 Location: Madison, Wis.
 Enrollment: 49,886
 Conference: Big Ten
 Head Coach: Marisa Moseley
 Record (Career): 64-70 (6th Season)
 Record (Wisconsin): 19-41 (3rd Season)
 22-23 Overall Record: 11-20
 22-23 Conf. Record: 6-12
 SID: Megan Milliron
 Email: MM2@athletics.wisc.edu
 Website: uwbadgers.com
 Twitter: @BadgerWBB
 Series History: Indiana leads 52-23
 Last Meeting: 1/15/23 - W, 93-56
 (Bloomington, Ind.)



TERI MOREN

HEAD COACH

10TH YEAR AT INDIANA • 21ST YEAR AS COLLEGE HEAD COACH

Teri Moren enters her 10th season at the helm of the Indiana Women's Basketball program in 2023-24.

The Indiana native has taken the program to new levels in her nine seasons at the helm, including five NCAA Tournament appearances, two Sweet Sixteens and an Elite Eight appearance along with eight-consecutive 20-win seasons. In 2022-23, she guided the program to its first regular season Big Ten championship in 40 years and an overall record of 28-4. Moren became the program's all-time winningest coach, recording her 189th win at Illinois in January 2023. She eclipsed the 200-win mark at IU in a victory over Tennessee Tech in the 2023 NCAA Tournament first round.

Honored for her coaching excellence in 2022-23, Moren was named the Big Ten Coach of the Year for the second time in her nine-year career. She became the program's first Associated Press National Coach of the Year and was honored with the Kay Yow Award, presented annually to the Division I women's head college basketball coach who embodies a winning spirit while displaying great character, on and off the court.

Moren, who hails from Seymour, Indiana, has coached 30 All-Big Ten honorees including 2022-23 first team selections Grace Berger and Mackenzie Holmes. The Hoosiers have spent the last 74 consecutive weeks ranked in the AP Top 25 and 58 consecutive weeks in the USA Today/WBCA coaches poll.

Placing a priority on academics through her mantra "Graduate. Win. Serve" Moren's Hoosiers have earned 48 Academic All-Big Ten selections. Four players have earned five CSC Academic All-American honors in her tenure, most recently with Mackenzie Holmes and Grace Berger both earning All-American status in 2022-23. Ali Patberg earned Academic All-American honors in 2020-21 and Amanda Cahill became the program's second in 2017-18 back-to-back CoSIDA Academic All-American with a 3.92 GPA in Elementary education. In all, IU has had 10 CoSIDA Academic All-District honorees in her tenure.

She has also spent time with USA Basketball in recent years, helping the

PERSONAL

DATE OF BIRTH: April 14, 1969

HOMETOWN: Seymour, Ind.

HIGH SCHOOL: Seymour High School

COLLEGE: Purdue (1992)

COACHING EXPERIENCE

BUTLER

1992-98: Assistant Coach

NORTHWESTERN

1998-00: Assistant Coach

INDIANAPOLIS

2000-07: Head Coach

GEORGIA TECH

2007-10: Associate Head Coach

INDIANA STATE

2010-14: Head Coach

INDIANA

2014-Present: Head Coach

TERI MOREN

U18 and U19 teams to gold medals in international competition in 2022 and 2023. In her first stint with the organization, Moren was a court coach for 2019 Women's U19 World Cup trials.

In 2022-23, the Hoosiers made history yet again as a program, earning its first ever No. 1 seed in the NCAA Tournament and winning a program-best 28 games. They also tied the school record with 16 wins in the Big Ten, claiming the outright regular season championship, its first in 40 years and second in the school's history. Indiana had a record nine wins over Top 25 teams and five wins over teams in the Top 10. For the first time, the Hoosiers hailed six All-Big Ten selections and boasted the first-ever first team All-American in Mackenzie Holmes, who was awarded by the WBCA, USWBA and Associated Press. For the seventh-consecutive season, Indiana kept hold of the Barn Burner Trophy as it swept in-state and Big Ten foe Purdue yet again. Indiana was ranked in every AP and WBCA/USA Today coaches poll throughout the 2022-23 season.

Her 2021-22 squad finished 24-9 overall and earned the program's highest ever NCAA Tournament seed at No. 3. For the first time ever, Indiana women's basketball hosted NCAA first and second round games inside Simon Skjodt Assembly Hall as her squad defeated Charlotte and Princeton to advance to the Bridgeport regional. IU advanced to its first Big Ten Tournament championship game in 20 years in Moren's eighth season and beat rival Maryland twice. All five starters earned All-Big Ten honors in the annual postseason awards including All-Big Ten first team Grace Berger. The Hoosiers also earned a trio of second team selections in Mackenzie Holmes, Aleksa Gulbe and Nicole Cardaño-Hillary and honorable mention honors for Ali Patberg. In addition, Holmes and Berger brought in All-American honorable mention honors from the Associated Press and USWBA (Berger) and WBCA (Holmes and Berger). During the season, Moren reached her 100th win inside Simon Skjodt Assembly Hall in a victory on Feb. 17 against Northwestern and retained the Barn Burner Trophy for the sixth-straight meeting in the series with in-state rival Purdue. IU maintained a solid position inside the top 15 through the entire season, rising to as high as No. 4 in the Associated Press and No. 5 in the USA Today/WBCA coaches poll.

In the 2020-21 season, the Hoosiers set a program-record 16 wins in Big Ten play. Her squad finished the season with an overall record of 21-6 and 16-2 in the Big Ten, winning its last nine-straight in the regular season.

It also included IU knocking off top seeded North Carolina State in the NCAA Sweet Sixteen, retaining the Barn Burner Trophy against its rival Purdue and placing four of

five starters as All-Big Ten honorees. Indiana knocked off four ranked opponents including its highest ever ranked since 1994 in the win over the No. 3/3 Wolfpack in the NCAA Sweet 16.

In 2019-20, IU was ranked in both national polls for much of the season including all 20 weeks of the Associated Press top 25 where it topped out at a program-record ranking of No. 12. They made history in the 2019 Paradise Jam where the Hoosiers upset then No. 5/6 South Carolina in the program's first top five non-conference victory in school history. In Big Ten play, Indiana finished fourth for the third time under Moren and went 13-5.

It was another historical year for the Hoosiers in 2018-19, as Moren guided her team to its fourth-straight postseason appearance with an at-large bid into the NCAA Tournament. IU won its first-round game over Texas and made its second appearance in four seasons in the Big Dance. They won 23 games, its fourth-straight 20-win season where three players earned All-Big Ten honors in Ali Patberg, Jaelynn Penn and Brenna Wise. The Hoosiers got off to a hot start, opening up the 2018-19 season 10-0 overall and had five Top 50 RPI wins and two AP Top 15 victories for the first time since 2001-02. In the classroom, seven players earned All-Big Ten honors, the most in a single season in program history while Patberg and Wise were honored as CoSIDA Academic All-District honorees.

Under Moren's direction in 2017-18, the Hoosiers went on to win its first WNIT Championship and an overall record 23-14, winning 15 of its last 17 games of the season. For the first time ever, Indiana has won 20 or more games in three-straight seasons. On the way, the Hoosiers set a new single season average attendance record (4,102) as it also set the single game attendance record of 13,007 during the WNIT Championship game against Virginia Tech.

Success on the court was driven by a pair of All-Big Ten selections in Tyra Buss (first team) and Amanda Cahill (second team). Combined the duo set 10 school records and both finished their careers ranked in the top 5 of all-time scoring at Indiana. Buss also earned back-to-back WBCA All-American honorable mention honors and a finalist for the Senior CLASS Award along with being named the WNIT Most Valuable Player. They left Indiana having won a program record of 82 wins, the most for any four-year class. Freshman Jaelynn Penn also took home honors in 2017-18, earning a spot on the league's All-Freshman team, the first for IU since 2014.

Year three saw continued success as she guided the 2016-17 team to a program record 23 wins and an appearance in the WNIT Quarterfinals. The 23 wins marked the seventh

TERI MOREN

time in program history the Hoosiers have reached 20 wins or more, including back-to-back seasons for the first time ever. The program also featured its first All-American in 31 years, as junior guard Tyra Buss was named a WBCA All-American Honorable Mention.

For the first time since 2008-09, Indiana featured three players on All-Big Ten teams highlighted by a repeat All-Big Ten First Team selection Tyra Buss. Junior forward Amanda Cahill (second team) and senior guard Alexis Gassion (honorable mention) were also honored, as Gassion was selected to the league's All-Defensive team, also the first selection since 2008-09. In addition, Cahill earned CoSIDA Academic All-American honors, the first for the program since 1989 and the fifth player ever in school history.

The Hoosiers went 15-3 inside Simon Skjodt Assembly Hall, tying the most wins in a single season and secured 10 or more wins on its own court for the fourth-straight season. It also marked the fifth-consecutive winning season at home including all three under Moren. In Big Ten play, Indiana went 10-6 overall and earned a No. 4 seed in the league tournament for the second-straight season. The 2016-17 Indiana program also set a new record in points scored (2,547), points per game (74.9) and assists (564). IU also finished second in a single season in field goals made (934), third in 3-pointers made (216) and 3-point percentage (33.9).

In her second season at the helm of the IU program in 2015-16, Moren led the Hoosiers to the most regular season wins (20) in program history while also tying for overall wins (21) in a single season. Indiana had the school's second-most Big Ten victories (12) ever on her way to being named Big Ten Coach of the Year. She became just the second IU coach to earn the award (Maryalce Jeremiah, 1983).

Moren led IU to the program's first NCAA Tournament berth in 14 years as Indiana was the No. 9 seed in the Lexington Region. The Hoosiers won their first NCAA Tournament game since 1983 with a 62-58 triumph over eighth-seeded Georgia in the first round at Notre Dame. Indiana's 21 wins marked the sixth time in program history that IU had won at least 21 games in a season as its 12 Big Ten victories were the school's most since 1982-83. The 2015-16 Hoosiers finished fourth in the Big Ten, the school's highest conference finish in 18 years, and earned a No. 4 seed in the Big Ten Tournament, tying for the program's highest seed ever in conference tournament play.

IU went a perfect 14-0 at home in Assembly Hall, marking the most home wins ever without a defeat and tying for the most overall home victories in a single year in program history. The women's team combined with the IU men's basketball program to go a perfect 31-0 inside of Assembly

Hall in 2015-16 for the first unblemished home season in school history between both men's and women's basketball teams.

Indiana defeated three ranked opponents during the season, tying for the program's most wins over ranked foes in regular season play. The Hoosiers also won their most road Big Ten games in seven years.

Under Moren in 2015-16, Tyra Buss was named First Team All-Big Ten, becoming the first IU player to earn first team honors since 2006. Amanda Cahill earned Second Team All-Big Ten accolades. Buss and Cahill become the first IU duo to earn all-conference recognition in the same season since 2010.

During her first year in Bloomington in 2014-15, Moren led the Hoosiers to the program's best scoring average (71.9 ppg) since 1995-96, the best team free throw percentage (74.3 percent) since 2003-04 and the most steals (284) since 2010-11. IU nailed 236 3-point field goals, the second best total in school history, and also cracked the top five in program history in free throw percentage (4th), points scored (5th, 2,229), points per game (5th) and 3-point field goal percentage (5th, 33.1 percent).

Indiana set single game records for scoring (115) and 3-pointers made (16) in the season opening win over Gardner-Webb on Nov. 15, 2014. IU also tied the school mark for field goals made in that game (46).

Indiana University Vice President and Director of Athletics Fred Glass announced the hiring of Seymour, Ind., native as head coach of the IU women's basketball program on August 9, 2014. Before arriving in Bloomington, Moren spent four seasons as head coach at Indiana State University where she led the Sycamores to their first 20-win season in eight years in 2013-14.

In her four years at Indiana State, Moren guided the Sycamores from a middle of the pack Missouri Valley Conference (MVC) team in her first year to a conference championship program in 2013-14, including a postseason tournament appearance in the WNIT. Twice in her four years, Moren led the Sycamores to a WNIT berth while six players earned All-MVC honors.

ISU finished with a 20-12 record in 2013-14, the program's first 20-win season in eight years and just the fifth 20-win campaign in school history. With a 14-4 record in conference games, Moren's Sycamores won a share of the regular season MVC title and earned the No. 1 overall seed in the MVC Tournament. Moren led Indiana State to six-straight victories and seven wins in eight games to end the regular season last year to secure a share of the MVC

TERI MOREN

crown. It was only the third time in program history that ISU won a regular season conference championship and the first since 2006.

In 2012-13, Moren's Sycamores finished with an 18-13 record, the program's most wins in six years at the time. ISU went 10-8 in conference play, its most MVC victories in four seasons, to finish fourth in the MVC standings. The Sycamores would go on to play in the WNIT for the first time since 2006. Moren's 2012-13 team set a program record for fewest points allowed per game (55.5 ppg) while holding 10 opponents to less than 50 points. In her second year at ISU in 2011-12, Moren led the Sycamores to a fifth-place finish in the MVC. During her first year at the helm in 2010-11, Moren won the most games by a first year coach in ISU history as the Sycamores played into the semifinals of the 2011 MVC Tournament.

Prior to ISU, Moren was associate head coach at Georgia Tech. In each of her three years there, the Yellow Jackets made an NCAA Tournament appearance and won 22 or more games each season.

Moren began her head coaching career at the University of Indianapolis. She spent seven seasons at Ulndy beginning in 2000-01. The 2003 WBCA Region 4 Coach of the Year

in NCAA Division II, her teams went to three consecutive NCAA Division II Tournaments and earned Great Lakes Valley Conference regular season and tournament titles in 2003. That squad finished with a 29-3 record overall and an 18-2 mark in conference play.

Moren began her coaching career in 1992-93 at Butler as an assistant coach for six years, leading the Bulldogs to three 20-win seasons. Moren then spent two years as an assistant at Northwestern.

A 1992 graduate of Purdue University, Moren earned her bachelor's degree in therapeutic recreation. She was a four-year basketball letterwinner and two-year starter for the Boilermakers under Women's Basketball Hall of Fame Coach Lin Dunn. She was part of three NCAA Tournament teams and Purdue's first Big Ten championship.


Moren graduated from Seymour High School in 1987 and was named an Indiana All Star that year. She led the Owls to four sectional titles, two regional championships, a semi-state win and a 1987 state finals appearance. She was inducted into the Indiana Basketball Hall of Fame on April 26, 2014 and was part of the inaugural class of inducted into the Seymour High School Athletics Hall of Fame in December 2017 and is also honored in the school's Wall of Fame.

TERI MOREN YEAR-BY-YEAR HEAD COACHING RECORD



YEAR	SCHOOL	OVERALL	CONF.	NOTES
2000-01	Indianapolis	14-13	10-10	
2001-02	Indianapolis	15-11	11-9	
2002-03	Indianapolis	29-3	18-2	NCAA Tournament GLVC Regular Season Champions GLVC Tournament Champions
2003-04*^	Indianapolis	23-9	14-6	NCAA Tournament GLVC Tournament Runner-up
2004-05	Indianapolis	22-10	12-8	NCAA Tournament GLVC Tournament Runner-up
2005-06	Indianapolis	11-16	6-13	
2006-07	Indianapolis	16-11	9-10	
2010-11	Indiana State	16-16	8-10	
2011-12	Indiana State	15-16	9-9	
2012-13	Indiana State	18-13	10-8	WNIT
2013-14	Indiana State	20-12	14-4	WNIT/MVC Regular Season Champions
2014-15	Indiana	15-16	4-14	
2015-16*	Indiana	21-12	12-6	NCAA Tournament
2016-17	Indiana	23-11	10-6	WNIT
2017-18	Indiana	23-14	9-7	WNIT Champions
2018-19	Indiana	21-13	8-10	NCAA Tournament
2019-20	Indiana	24-8	13-5	Set school record for wins
2020-21	Indiana	21-6	16-2	NCAA Elite Eight
2021-22	Indiana	24-9	11-5	NCAA Sweet Sixteen
2022-23**	Indiana	28-4	16-2	Big Ten Regular Season Champs; NCAA #1 Seed
TOTALS		200-93	99-61	

* = Conference Coach of the Year ^ = WBCA Regional Coach of the Year # = AP National Coach of the Year



RHET WIERZBA

ASSOCIATE HEAD COACH

10TH YEAR AT INDIANA • 13TH YEAR AS A COLLEGE COACH

Rhet Wierzba is in his 10th season and fourth as associate head coach for Indiana in 2023-24.

He has been with head coach Teri Moren during her entire tenure at Indiana, as the Hoosiers have won 20 more games in eight of those seasons and made seven postseason berths including five NCAA Tournament appearances. In those NCAA appearances, the Hoosiers have been to the second round all five times as it has made two Sweet Sixteens and advanced to the Elite Eight in 2020-21.

He leads the development of Indiana's post players who have earned 10 All-Big Ten honors in his tenure. Most notably, he has helped developed Mackenzie Holmes into one of the nation's best players. In a stellar campaign in 2022-23, Holmes was a first team All-Big Ten honoree and became the program's first-ever first team All-American by the WBCA, USWBA and Associated Press. She was also up for a variety of player of the year awards including a finalist for the Wade Trophy and Wooden Award along with a top five finalist for the Lisa Leslie Award (nation's top center). The Gorham, Maine native averaged 22.3 points, 7.3 rebounds and shot a program record 68.0 percent from the floor.

During the 2022-23 season, Indiana claimed its first Big Ten regular season championship in 40 years. The team earned the program's first No. 1 seed in the NCAA Tournament and climbed as high as No. 2 in both national polls. The Hoosiers set a new program record for wins in a season (28) and tied the records for Big Ten wins in a season (16) while posting its seventh-straight 20-win season.

PERSONAL

DATE OF BIRTH: September 1

HOMETOWN: Farmington, Ill.

HIGH SCHOOL: Farmington

COLLEGE: Austin Peay (2004)

FAMILY: Wife - Tiffany, sons - Bradyen and Jackson

COACHING EXPERIENCE

AUSTIN PEAY

2004-05: Graduate Assistant (men's)

EVANSVILLE

2005-07: Director of Operations (men's)

MARYLAND

2007-10: Director of Operations

MERCER

2010-13: Assistant Coach

INDIANA STATE

2013-14: Assistant Coach

INDIANA

2014-20: Assistant Coach

2020-present: Associate Head Coach

RHET WIERZBA

The 2021-22 Hoosiers continued its upward trajectory as it finished with an overall record of 24-9 and second-straight NCAA Sweet Sixteen appearance. The Hoosiers advanced it its first Big Ten Tournament championship game in 20 years and earned its highest ever seed in the NCAA Tournament as a No. 3 seed while hosting first and second games in Bloomington. Indiana also spent the entire 2021-22 season ranked in the Top 25 national polls rising as high as No. 4 in the Associated Press and No. 5 in the USA Today/WBCA coaches poll.

His leadership helped guide the Hoosiers to another historic season in 2020-21, reaching the NCAA Elite Eight for the first time in program history and a sixth consecutive 20-win season. Indiana went on to finish 21-6 overall for its sixth-consecutive 20-win season and won a program record 16 games in Big Ten play to earn its highest finish in school history with a No. 2 seed. He is instrumental in the development of sophomore forward Mackenzie Holmes, who upped her season average over seven points to 17.8 in 2020-21 which earned her AP All-American honorable mention honors and a place on the All-Big Ten first team. Junior forward Aleksa Gulbe also reeled in her first All-Big Ten honors as an honorable mention selection. The program also spent every week of the 2020-21 season in the Top 25 and finished a program-high No. 12 in the AP poll and No. 10 in the coaches poll.

During his sixth season in 2019-20, his guidance led Holmes to a new school record in field goal percentage (63.4%) and a spot on the five player Big Ten All-Freshman team. Holmes also earned three Big Ten Freshman of the Week honors, the first time an IU freshman has won the award three times. In addition, sophomore forward Aleksa Gulbe showed tremendous improvement as she went from a reserve role to a starting spot in 2019-20 and upped her average by nearly four points. The squad would go on to finish with a program records with overall wins (24) and Big Ten wins (13). Indiana secured the No. 4 seed in the Big Ten Tournament for the second time since he joined the staff and made the Big Ten Tournament semifinals

for the first time since 2006. Indiana also spent all 20 weeks of the season ranked in the Associated Press top 25, reaching a program record ranking of No. 12. They made history in the 2019 Paradise Jam where the Hoosiers upset then No. 5/6 South Carolina in the program's first top five non-conference victory in school history. In 2018-19, Wierzba helped Indiana to a postseason berth with an at-large bid in to the 2019 NCAA Tournament where they earned a first-round win over Texas. The Hoosiers posted their fourth-straight 20-win season as his instruction of forward Brenna Wise led her to All-Big Ten honorable mention honors.

He helped guide Indiana to the 2018 WNIT Championship and an overall record of 23-14 in the 2017-18 season. Season highlights included wins over Western Kentucky, a four-overtime thriller in the Big Ten Tournament against Michigan State and three-straight wins over Purdue. Indiana advanced to the WNIT quarterfinals and a program-record 23 wins in 2016-17. It marked the first time in school history that IU has posted back-to-back 20-win seasons and the first back-to-back winning seasons since 2007-08 and 2008-09. In addition, the Hoosiers went 15-3 at Simon Skjodt Assembly Hall, recording its fifth-consecutive winning season at home. Indiana also set single season program records for points scored (2,547), points per game (74.9) and assists (564). He helped guide forward Amanda Cahill to All-Big Ten second team honors.

In his second season, Wierzba's direction helped Indiana to its most regular season wins (20) in program history en route to an at-large bid into the NCAA Tournament for the first time in 14 years. IU picked up its first win in the NCAA Tournament since 1983 with its first-round win over Georgia.

The 2015-16 squad also for overall wins (21) in a single season, the sixth time it has won 21-plus games, and the school's second-most Big Ten victories (12) ever.

In his first year in Bloomington in 2014-15, the Hoosiers achieved the program's best scoring average (71.9 ppg) since 1995-96, the best team free throw percentage (74.3 percent) since 2003-

RHET WIERZBA

04 and the most steals (284) since 2010-11. IU nailed 236 3-point field goals, the second best total in school history and also cracked the top five in program history in free throw percentage (4th), points scored (5th, 2,229), points per game (5th) and 3-point field goal percentage (5th, 33.1 percent). Indiana also set single game records for scoring (115) and 3-pointers made (16) in the season opening win over Gardner-Webb on Nov. 15, 2014. IU also tied the school mark for field goals made in that game (46).

Prior to arriving in Bloomington, Wierzba spent the 2013-14 season on head coach Teri Moren's staff at Indiana State. In 2013-14, Wierzba helped lead Indiana State to a Missouri Valley Conference (MVC) championship, the program's first since 2006. ISU also made a WNIT appearance during his time there.

Before ISU, Wierzba was an assistant coach at Mercer for three seasons and helped improve the program from a combined eight wins from 2010-12 to a 20-12 overall record in 2012-13 and a trip to the postseason for the first time since 1985.

Wierzba spent three years on staff at Maryland as the director of operations (2007-10). During his tenure in College Park, Wierzba was part of two NCAA Tournament Elite Eight appearances and an ACC championship.

A Farmington, Ill. native, Wierzba also served a director of operations on the men's side at the University of Evansville for two seasons (2005-07). He got his start at his alma mater, Austin Peay, spending one season with the Governors (2004-05) as a graduate assistant. As a player, Wierzba helped the Governors to back-to-back Ohio Valley Conference titles, while making an NCAA appearance in 2003 and a NIT berth the year after. He was a team captain for two years and was named OVC Scholar Athlete his senior year.

He also earned the Austin Peay's Joy Award, presented to the most outstanding senior student-athlete. He was also twice selected APSU's Male Scholar-Athlete while earning honorable mention

Academic All-American honors three times.

In 2004, Wierzba earned his undergraduate degree from Austin Peay in business management. He completed his master's degree a year later in health and human performance, with a concentration in sports administration.

Wierzba and his wife, Tiffany, have two sons, Brayden and Jackson, and reside in Bloomington



LINDA SAYAVONGCHANH

ASSISTANT COACH/RECRUITING COORDINATOR
SECOND YEAR AT INDIANA • 14TH YEAR AS A COLLEGE COACH

Linda Sayavongchanh is in her second season as assistant coach and recruiting coordinator with Indiana Women's Basketball in 2023-24.

In her first season with the Hoosiers, Sayavongchanh helped Sydney Parrish to a place on the All-Big Ten honorable mention squad. IU claimed its first Big Ten regular season championship in 40 years. The team earned the program's first No. 1 seed in the NCAA Tournament and climbed as high as No. 2 in both national polls. The Hoosiers set a new program record for wins in a season (28) and tied the records for Big Ten wins in a season (16) while posting its seventh-straight 20-win season.

Sayavongchanh came to Indiana after spending seven seasons at Creighton (2015-22), where she was an assistant coach and recruiting coordinator. During her time in Omaha, she helped the Bluejays to three trips to the NCAA Tournament including the program's first ever trips to the Sweet Sixteen and Elite Eight in 2022. Sayavongchanh worked with guards and combo players during her first four seasons, before transitioning to work specifically with hybrids (posts) over the last three seasons. Her players earned a plethora of accolades during her time with CU, including the program's first ever WNBA draft pick in Jaylyn Agnew who was also the 2020 Big East Player of the Year. Other players under Sayavongchanh's instruction included All-Big East guards Marissa Janning, Terri Carda, Sydney Lamberty and forwards Audrey Faber, Morgan Maly and Emma Ronsiek. Maly was named the 2021-22 BIG EAST Sixth Player of the Year while

PERSONAL

DATE OF BIRTH: April 29
HOMETOWN: Des Moines, Iowa
HIGH SCHOOL: Lincoln
COLLEGE: Drake '06

COACHING EXPERIENCE

INDIANA
2022-present: Assistant Coach

CREIGHTON
2016-22: Assistant Coach

SAINT LOUIS
2013-16: Assistant Coach

NORTH DAKOTA
2012-13: Assistant Coach

DRAKE
2009-12: Assistant Coach

MINNESOTA DULUTH
2007-09: Graduate Assistant

LINDA SAYAVONGCHANH

Rosniek also earned a place on the league's first team last season.

Before Creighton, Sayavongchanh spent two years at Saint Louis (2013-15) and spent time on the bench with North Dakota (2012-13) as well as her alma mater, Drake (2009-12). She began her career as a graduate assistant at Minnesota-Duluth (2007-09).

Sayavongchanh starred at Drake from 2002-06 where she was a three-time All-Missouri Valley Conference selection. She finished her career with 1,129 points and was named to the MVC All-Defensive team three times. She closed her career second in steals for the Bulldogs with 266, including 105 in 2003-04.

A native of Des Moines, Iowa, Sayavongchanh is a member of the Lincoln High School Hall of Fame as well as the Iowa Girls High School Athletic Union Hall of Fame. She holds a bachelor's degree in elementary education from Drake (2007). She and longtime boyfriend Joe Konrad have a dog, Kobe.



AMBER SMITH

ASSISTANT COACH

FIRST YEAR AT INDIANA • 6TH YEAR AS A COLLEGE COACH

PERSONAL

DATE OF BIRTH:
HOMETOWN: Winter Haven, Fla.
HIGH SCHOOL: Winter Haven
COLLEGE: Kentucky '11

COACHING EXPERIENCE

INDIANA

2023-present: Assistant Coach

KENTUCKY

2018-23: Assistant Coach
2016-18: Director of Player Development

LOUISIANA TECH

2014-16: Assistant Coach

TENNESSEE

2013-14: Graduate Assistant

Amber Smith is in her first season as an assistant coach with Indiana women's basketball in 2023-24. Smith arrives in Bloomington after a total of seven seasons with Kentucky Women's Basketball. She served as an assistant coach for the last five seasons (2018-23) and two seasons as director of player development (2016-18).

Smith has been instrumental, both on and off the court, in the success of the Kentucky women's basketball program the past six seasons. In her first year as an assistant coach in 2018-19, Smith helped Kentucky to 25 wins, a top-four finish in the Southeastern Conference and a berth in the NCAA Women's Basketball Tournament. Her direct work with UK's point guards – Taylor Murray and Jaida Roper – helped Kentucky become much more efficient offensively with Murray ranked in the top 20 in the nation in assist-turnover ratio and Roper setting a career high in assists.

Smith's impact on the 2019-20 team was significant as she continued to show an ability to develop top guards, as Rhyne Howard became a unanimous candidate for National Player of the Year as a sophomore and was named an All-America First Teamer by the AP, USBWA and Wooden Award. Jaida Roper, Sabrina Haines and Chasity Patterson showed increased development under Smith, too, with Roper becoming one of the best point guards in the SEC, while Haines and Patterson averaged double figures and were key contributors throughout the season. Overall, UK finished third in the SEC and were ranked top-20 nationally all season long in 2019-20. They were ranked fourth in the nation in turnover margin, while its 252 3s made during the year set a new program record and was top-25

AMBER SMITH

nationally.

In 2020-21, Kentucky defeated five ranked opponents, including back-to-back triumphs against top-15 teams for the first time since 2013. UK was one of 10 teams in the nation to have four wins against top-25 NCAA NET teams entering the NCAA Tournament. Smith assisted in rolling over that success into 2021-22, as the Cats earned its second SEC Tournament title in program history, and its first since 1982, when it defeated No. 1 South Carolina, 64-62, at Bridgestone Arena in Nashville, Tennessee, on March 6, 2022. Smith helped develop starting point guard and freshman Jada Walker, who averaged 10.4 points per game on 41.4 percent shooting from the field and 35.5 percent from long range. Walker was named to the SEC All-Freshman Team prior to helping the team defeat the Nos. 1, 2 and 3 seeds in the league bracket to its tournament title.

While serving as the director of player development, Smith helped coordinate student-athlete community service, while working with the players in a variety of other areas. Her development work has been rewarded by UK producing the SEC Women's Basketball Scholar-Athlete of the Year in both 2018 and 2019. The UK women's basketball program also made history under Smith's leadership with two players selected in the 2017 WNBA Draft in third-overall pick Evelyn Akhator and 33rd-overall pick Makayla Epps. Akhator was the highest draft pick in program history.

Smith returned to Lexington in the spring of 2016 as the director of player development after spending three years in the coaching ranks at the Division I level. The native of Winter Haven, Florida, started her coaching career as a graduate assistant coach at Tennessee before a two-year stint as an assistant coach at Louisiana Tech, where her main roles were recruiting and on-court development. During her time in Knoxville, the Lady Vols won 29 games, including winning the Southeastern Conference Tournament Championship and advancing to the NCAA Tournament Sweet 16.

A member of the most successful senior class

in Kentucky women's basketball history, Smith played in 123 career games for UK at guard with 109 starts. She was a member of the 2008 SEC All-Freshman Team and ranks sixth all-time in program history in assists and eighth all-time in assists per game. During her tenure, Smith averaged 7.0 points per game and 3.4 assists per game, helping Kentucky advance to four consecutive postseason tournaments, including two trips to the NCAA Tournament Elite Eight.

Smith has been recognized nationally for her success after college as she was one of 50 participants chosen to attend the 11th-annual Women's Basketball Coaches Association's "So You Want To Be A Coach" program in April of 2013. Additionally, Smith was one of 12 recipients of the NCAA's UPLIFT Registration Scholarship, allowing her to attend a professional development symposium for aspiring young basketball assistant coaches in 2014, and the Steve and Kaye Maynard Women's Basketball Graduate Assistant Scholarship.

A May 2011 graduate from UK with a bachelor's degree in integrated strategic communications, Smith is part of Mitchell's 100% graduation rate at Kentucky. She recently earned her Master's in sports management from Morehead State University in May 2020.



ALI PATBERG

TEAM & RECRUITMENT COORDINATOR/ASSISTANT COACH

2ND YEAR AT INDIANA • 1ST YEAR AS A COLLEGE COACH

Ali Patberg is in her second season as a team & recruitment coordinator and first as an assistant coach in 2023-24.

Patberg wrapped up her career at IU as a four-time All-Big Ten honoree in 2021-22 as she led Indiana to back-to-back Sweet Sixteen appearances and three NCAA Tournaments. She finished ninth in all-time scoring at IU with 1,752 points, third in assists (527) and a career average of 14.2 points per game which ranked eighth. She was a two-time Nancy Lieberman Award finalist and WBCA All-American honorable mention. Patberg was drafted 33rd overall in the 2022 WNBA Draft by the Indiana Fever.

In her final season in 2021-22, Patberg native averaged 11.6 points, 3.4 assists, 3.2 rebounds and shot 42.6 percent from the floor. She was one of three players all-time to earn four All-Big Ten honors in her Indiana career and started in 123 career games.

The Columbus, Ind. native also excelled in the classroom where she was a 2019 CoSIDA Academic All-American, four-time All-Big Ten selection and is a Big Ten Distinguished Scholar. She holds a pair of degrees from Indiana, a bachelor's degree in finance from IU's Kelley School of Business in May 2022 and a master's degree in recreational administration in May 2022.

PERSONAL

DATE OF BIRTH: Sept. 11
HOMETOWN: Columbus, Ind.
HIGH SCHOOL: Columbus North
COLLEGE: Indiana '20, Indiana '22

COACHING EXPERIENCE

INDIANA
2023-present: Team & Recruitment
Coordinator/Assistant Coach

INDIANA
2022-23: Team & Recruitment
Coordinator

PLAYING EXPERIENCE

INDIANA UNIVERSITY
2019-22: Women's Basketball

- Finished her IU career ninth in all-time scoring (1,752) and third all-time in assists
- Four-time All-Big Ten selection
- Averaged 14.2 points per game during her career
- Started in 123 career games
- Led Indiana to three NCAA Tournament appearances including an Elite Eight and two Sweet Sixteens
- Played her first two seasons at Notre Dame
- Named 2015 Indiana Miss Basketball



LIZ HONEGGER

DIRECTOR OF BASKETBALL OPERATIONS

12 TH YEAR AT INDIANA

Liz Honegger enters her 12th year as Director of Basketball Operations with the Indiana Women's Basketball program in 2023-24.

Honegger, who played at Bowling Green State University, is a native of the Hoosier state and a former Indiana High School All Star. She arrived in Bloomington after spending two seasons as an assistant coach at West Virginia University Institute of Technology. Prior to that, she worked at the high school level as a girls' varsity basketball coach and volunteered for seven years with the high school senior Indiana All-Star team with its preparation for the annual series against the Kentucky All Stars.

She was inducted into the BGSU Athletics Hall of Fame in September 2018 after finishing her playing career as one of the most decorated players in program history. During her four years, the Falcons went 103-25 (.805), won the Mid-American Conference (MAC) regular season title and conference tournament championship three times, while playing in the MAC tournament title game in each of her four years.

During her senior season in 2006-07, Honegger helped lead BGSU to a 31-4 record, including NCAA Tournament victories over Oklahoma State and Vanderbilt to account for the first Sweet Sixteen appearance ever by a MAC women's team. The Lafayette, Ind., native started 127 of 128 games at Bowling Green, starting in every contest of her career except the first one.

Honegger finished her college career as the school's record holder in 3-point field goals made (216) and blocked shots (188). She is the only player in NCAA Division I women's basketball history to hold both of those school career records at the same time.

She finished her collegiate career ranked fifth all-time at Bowling Green in scoring (1,522 points), fourth in rebounding (903), sixth in career steals (202) and tied for sixth in field goals made (556). She was twice named second team All-MAC, was a two-time MAC All-Tournament Team selection and also earned Academic All-MAC distinction.

Away from the court, Honegger was also a member of BGSU's track and field team, where she was a conference champion in the discus in 2004.

Prior to her stop at Bowling Green, Honegger was a four-year letterwinner at Lafayette Jefferson High School, where she was a first team all-state selection by both the Associated Press and the Indiana Coaches of Girls Sport Association. She earned an Indiana All Star nod after leading the Bronchos to a 17-5 record as a senior while averaging a double-double with 24.4 points and 12.8 rebounds per game.

Honegger was inducted into the Indiana High School Track and Field Hall of Fame in February 2014. She was a state champion in both shot put and discus during her prep career.

Honegger resides in Bloomington with her wife, Amanda. They are the proud mothers of their dog child, Hootie Ulysses Honegger, age 11.

PERSONAL

DATE OF BIRTH: March 1
HOMETOWN: Lafayette, Ind.
HIGH SCHOOL: Lafayette Jefferson
COLLEGE: Bowling Green State University

COACHING EXPERIENCE

WEST VIRGINIA UNIVERSITY
INSTITUTE OF TECHNOLOGY
2010-12: Assistant Coach

INDIANA

2012-Present: Director of Operations

PLAYING EXPERIENCE

BOWLING GREEN STATE UNIVERSITY
2004-07: Women's Basketball

- Graduated as BGSU all-time leader in 3-point FG made
- BGSU all-time leader in blocked shots
- Two-time Second Team All-MAC
- Two-time MAC All-Tournament Team
- Inducted in to the BGSU Athletic Hall of Fame in 2018

SUPPORT STAFF



**BRIANA
SCHOMAEKER**

*Director of
Player Development*

Briana Schomaeker is in her 11th season with the Indiana Women's Basketball program in 2023-24 and eighth as director of player development.


Schomaeker was elevated to her current position before the 2016-17 season. In her role, she oversees team travel, summer camps and is the liaison to a number of external units within athletics including academics, strength and conditioning and sport nutrition. She is also part of the Student Diversity roundtable committee and lead contact between IU for their involvement with Team IMPACT, a national organization that partners children with serious and chronic illness with college athletic teams.

Prior to her promotion, Bass spent three years as the assistant to the director of operations after earning her master's degree in sports administration from Indiana in 2013.

She played collegiately at Tennessee for legendary head coach Pat Summitt from 2008-12 and earned her degree in sport management with a minor in business in 2012. She appeared in 118 games during her career in Knoxville and was part of three SEC Championships (2010, 2011, 2013), two Elite Eight runs (2011, 2012) and a Sweet Sixteen appearance (2010). She was also named to the SEC Winter Academic Honor Roll three times.

A 2008 graduate of North Central High School in Indianapolis, Schomaeker led the Panthers to an Indiana 4A state title as she was named an Indiana State All-Star and IBCA All-State Team as a senior. In addition, she was a 2008 Miss Indiana Basketball candidate and a three-time Hoosier Basketball Magazine three times (2006, 2007, 2008). She earned three all-conference selections at North Central where she was also a two-time all-county, all-metro and all-state honors.

Schomaeker (previously Bass) married her husband Justin in the summer of 2018. They have two sons, Garrett and Jeremiah.



**MCINTYRE
WEBB**

*Team & Recruitment
Analyst*

McIntyre Webb is in his fifth season with Indiana in 2023-24.

Webb handles game film and scouting for the Hoosiers. During his time with the Hoosiers, Webb has been a part of a program that has made three NCAA Tournament appearances and recorded four 20-win seasons.

Webb arrived in Bloomington after serving the last three seasons as the video coordinator for the Northern Kentucky Men's Basketball team (2016-19). He also has experience as a graduate manager with Western Michigan Men's Basketball (2014-16). Webb has also worked a variety of college camps and also spent time working for Krossover Intelligence as a sports analyst.

He earned his degree from Michigan State in General Management in 2014 where he was a student manager for the women's basketball program for three seasons. He also holds a master's degree from Western Michigan in Sports Management.

Webb married his wife, Erin, in May 2018.

SUPPORT STAFF



**BEN
TATE**

Athletic Trainer

Ben Tate is in his third season with Indiana Women's Basketball program in 2023-24.

Tate joins the program after six years at his alma mater, Denison University in Grainville, Ohio. He was elevated to the role of Associate Head Athletic Trainer in 2017.

As an undergrad at Denison, Tate was one of three students in his graduating class that was part of the Athletic Training Education Program (ATEP). The Erie, Pennsylvania native accumulated 98 clinical and 20 external site hours per semester after beginning the ATEP program as a sophomore. Tate graduated from Denison in May of 2015 with a Bachelor of Arts degree in athletic training.

Tate is married to his wife Kela and has two daughters, Arianna and Zuri.



**KEVIN
KONOPASEK**

*Director of
Athletic Performance*

Kevin Konopasek enters his 10th year at Indiana University and in this eighth season working with the women's basketball program.

Konopasek is responsible for developing programs for women's basketball and men's golf. Previously he served as a graduate assistant strength and conditioning coach where he was responsible for developing programs for men's golf and men's swimming, while also assisting with the training of Indiana's 20 other men's and women's Olympic sports programs.

During his time with the Hoosiers, Konopasek has helped Indiana Women's Basketball to five postseason appearances, including NCAA Tournament at-large bids in 2019, 2021, 2022 and 2023 along with the 2018 WNIT Championship. He has help guide the efforts of 28 All-Big Ten honorees, nine total All-American honorable mention honorees. The Hoosiers have won 20 games or more in all six seasons under his guidance.

With the storied IU Swimming program, he has helped program greats including Olympian and four-time NCAA Champion Lilly King along with seven other 2020 Tokyo Olympic qualifiers including Blake Pieroni, Zach Apple, Annie Lazor and Michael Brinegar who will all compete for Team USA. He has also trained athletes from six other nations during their time at Indiana who are also advancing to the 2020 Olympic games in Marwan El Kamash (Egypt), Vini Lanza (Brazil), Tomer Frankel (Israel), Bailey Anderson (Canada).

Konopasek's time with swimming has also seen the men's program win three Big Ten titles and 76 All-Big Ten honorees across both programs.

In the summer of 2014, Konopasek completed an internship at EXOS, formerly Athlete's Performance, in Gulf Breeze, Florida. Throughout his internship experience, Konopasek was able to train athletes from the NFL, NBA and U.S. Military Special Forces. He also assisted the Argentinian National Rugby Team train for the World Cup and SOCOM tactical athletes prepare for the Warrior Games.

Konopasek received his master's in kinesiology with a focus in applied sport science from Indiana University in May 2015. Prior to Indiana, Konopasek received his Undergraduate Degree in Movement and Sport Science from Purdue University in May 2013. A native of Griffith, Indiana, Konopasek resides in Ellettsville with his wife, Kali and son, Paxton and daughter, Parker.

SUPPORT STAFF



**LORIAN
PRICE**

*Senior Associate
Athletic Director for
Academic Services*

A former Big Ten Championship IU student-athlete, Lorian Price has been IU's Senior Associate Athletic Director for Academic Services since July 2020.

Price oversees the operations of IU's D. Ames Shuel Academic Center and the academic services for Indiana University's 24 varsity athletic programs. She also serves as the direct academic advisor to IU's men's and women's basketball programs. Under her leadership, IU's student-athletes have performed at record levels in the classroom. In addition to establishing new record totals for Academic All-Big Ten honorees in each of the most recent fall, winter, and spring sports seasons, IU's student-athletes have also established new record Graduation Success Rate (GSR) scores each year, highlighted by a 92 percent in 2021.

Price is a 2016 graduate of the Women Leaders Institute for Administrative Advancement as well as a 2019 graduate of the Indiana University Management Training Series for top emerging leaders on all Indiana University campuses.

Price joined the IU Athletics team in 2009 as an academic intern, working with the IU Football program. She was promoted to Academic Advisor in 2010, and she worked with the IU Track and Field, Women's Golf, Field Hockey and Women's Soccer programs. In 2014, she was promoted to Director of Academic services working with various teams until she was promoted to her current role in 2020.

A 2008 IU graduate in sport communication who earned her Master's from IU a year later in Athletic Administration, Price was a standout for IU's track and field program throughout her undergraduate career. She won her first individual Big Ten title in the 100-meter hurdles in 2005, and followed that up with a Big Ten title in the long jump in 2007. A three-time First-Team All-Big Ten honoree who was also a qualifier for the 2008 U.S. Olympic Trials in the long jump, Price still ranks in the top five on IU's all-time lists in the 60-meter indoor hurdles, the 100-meter outdoor hurdles, and the indoor and outdoor long jumps.



**MATTIE
WHITE**

*Deputy Director of
Athletics/SWA*

A 17-year veteran of the IU Department of Intercollegiate Athletics, Mattie White is the Deputy Director of Athletics and Senior Woman Administrator.

White was named Deputy Director of Athletics in 2020 after serving in several other key leadership roles within the department for the previous 15 years. Her responsibilities include oversight of some of the department's most critical areas, including IU Athletics' academic services, sports medicine and nutrition, athletic performance, the Center for Elite Athlete Development, and the Excellence Academy. She provides guidance for the department's Name, Image and Likeness (NIL) educational programming, diversity, equity and inclusion, gender equity and mental health initiatives. She also serves as the sport administrator for the football, women's basketball, men's and women's cross country, men's and women's track and field, and wrestling programs.

Among her many accomplishments during her tenure is the leadership role she played in the introduction of the Excellence Academy program and the construction of the \$48 million, 66,575 square foot Excellence Academy facility in 2018 that enclosed the south end of Memorial Stadium. Among other things, that space houses IU Athletics' sports medicine and nutrition, athletic performance, elite athlete development, and leadership/life skills areas. It's a program and space that is dedicated to supporting the holistic development of each one of IU's 600-plus student-athletes.

In addition to her efforts within the IU Athletic Department, White is also a leading voice on the Big Ten and campus levels. She serves on both the Big Ten Conference's Equality Coalition, Sport Management Committee, and Mental Health and Wellness Cabinet. Nationally, she has been the chair of the NCAA Postgraduate Scholarship Committee, facilitator for the NCAA Leadership Forum and Career in Sports Forum. On the Bloomington campus, she serves as IU Athletics' liaison to various student affairs units.

White joined the IU Athletic Department in 2005 as an academic advisor and CHAMPS/Life Skills Coordinator. One year later she was promoted to assistant athletic director for academic and student development services, where she provided leadership for Learning Services and Life Skills programming, and the academic support programs for football and men's basketball. In 2010, she was promoted to Associate Athletic Director for student-athlete well-being and development.

A native of Cambridge, Ohio, White earned both her bachelor's (journalism) and master's (education) degrees from Ohio University in 2002 and 2004, respectively. She has since added a master's in athletic administration from IU in 2008, as well as an educational specialists degree in mental health counseling from IU in 2013. She is a member of Women Leaders in College Sports, Minority Opportunities Athletic Association (MOAA), and WeCOACH. White is a graduate of the Institute for Administrative Advancement (formerly NACWAA/HERS), the Executive Institute and the NCAA Pathway Program. She is currently pursuing a Ph.D. from IU's School of Public Health in health behavior.

SUPPORT STAFF



Julie Force enters her 16th year as the IU women's basketball administrative assistant.

Her responsibilities include scheduling for the Hoosier coaching staff, assisting in staff travel arrangements, maintaining the recruiting database and managing day-to-day activities of the women's basketball office.

Force graduated from IU in 1992 with a degree in telecommunications and has previously worked for WTTS/WGCL radio, the IU Alumni Association, the YMCA, the IU Director of Athletics' office and Unionville Elementary School.

Force and her husband Shawn have four children - Thomas, Claire, Sigourney and Seth.



Mike Pruden is in his sixth season as a digital media content manager.

Pruden handles graphic design elements for recruiting, alumni relations and other in-house needs.

He comes to Bloomington after spending four years at The Sheridan Press in Sheridan, Wyoming, where he was a sports editor and managing editor.

A native of Noblesville, Pruden graduated from Ball State in 2012 with a degree in telecommunications.



Jay Sears is in his 42nd season with Indiana University, serving as the Equipment Manager for all of the Hoosiers Olympic sports programs.

He is longest serving Equipment Manager in the history of Indiana University Athletics. A Bloomington, Ind. native, Sears is an IU graduate and a certified athletic equipment manager with the AEMA.

Sears has assisted with every team in the department of athletics during his career. With that has come a variety NCAA team and Big Ten championships and associated with many individual NCAA, Big 10 champions and Olympic medalists.

Sears resides in Bloomington with his wife Leah and has a son, Meshach, and daughter, Samaritan Van Deventer and husband Heath. His greatest joy is his grandsons Harlan, Waylon, and Gibson who he affectionately calls the "V Boys."



Megan Kramper is in her eighth season as at Indiana. In addition to working with women's basketball, Kramper also works with water polo and is the editor of IUHoosiers.com.

Prior to arriving in Bloomington, Kramper spent three seasons (2013-16) as the assistant director of media relations at Indiana State where she worked with women's basketball, volleyball and women's swimming and diving.

The St. Libory, Ill. native spent the 2012-13 season as a communications intern at the University of Florida working with the nationally ranked women's lacrosse program and SEC champion volleyball team.

A two-time graduate of Southern Illinois University Carbondale, Kramper earned a bachelors degree in public relations (2010) and a masters degree in sports management (2012). During that time, she worked in the SIU Athletics media relations office for four years.

She resides in Bloomington with her dog, Honey.

SUPPORT STAFF



**HANNAH
BARBER**

Graduate Manager

Hannah Barber joins the Indiana women's basketball program in 2023-24 as a graduate manager.

Barber is a five-year letter winner from the University of Alabama where she played in 151 games for the Crimson Tide. She started in all 64 games of her last two seasons in Tuscaloosa and helped the program to three postseason berths including NCAA Tournament appearances in 2021 and 2023.

In her extra year of eligibility in 2022-23, Barber helped her team to a 20-11 overall record and was third on the team with 8.0 points per game and a team-high 84 assists. She was second in the SEC and 25th in the nation in assist-to-turnover ratio and scored in double figures 10 times while shooting an SEC-best 47.2 percent.

The Homewood, Ala. native was the 2023 SEC Scholar Athlete of the Year as she earned degrees from Alabama in exercise science and marketing (master's). She is a four-time SEC Honor Roll honoree, earned a spot on the Dean's List and graduated with a bachelor's degree in exercise science and a master's degree in marketing.



**MADISON
GREEN**

Graduate Manager

Madison Green joins the Indiana women's basketball program in 2023-24 as a graduate manager.

Green was a four-year letterwinner at James Madison University from 2018-22 where she played in 109 games and made 49 starts. The Winchester, Va. native started in 27 games as a senior while leading the Dukes in steals that season (38). She averaged 5.3 points per game during her four seasons and averaged 22.0 minutes per outing.

She spent the 2022-23 season as a student assistant with JMU, where the team went 26-8 overall while earning a share of the Sun Belt regular season title and secured the league's auto bid with a tournament championship win. They appeared in the NCAA Tournament for the first time since 2016. Green earned a bachelor's in justice studies from JMU.



**ISAIAH
SPECKS**

Graduate Manager

Isaiah Specks joins the Indiana women's basketball program in 2023-24 as a graduate manager.

Specks spent two years (2020-22) at Houghton College as assistant coach on the men's side while also serving as the NCAA Ethnic Minorities & Women's Intern. He has spent this past year as the Director of Business Development for Shoot360 Houston. He also served a one-year stint at Trinity University where he served as an assistant coach for the nationally ranked women's basketball program. With the Tigers, he was responsible for individual player development, defensive statistics, and player efficiencies. Specks helped to guide the team to a Southern Collegiate Athletic Conference Tournament Championship appearance before receiving an at-large bid for the NCAA Division III Championship tournament.

On the court, Specks made 98 career appearances at Trinity with 16 starts. As a forward, he had 817 total points and pulled down 286 rebounds. Specks also tallied 124 assists and 55 steals throughout his career. The Pearland, Texas native graduated from Trinity with a Bachelor of Science degree in psychology with a minor in Spanish.



1



LEXUS BARGESSER

5-9 • GUARD • SOPHOMORE
GRASS LAKE, MICH. • GRASS LAKE

FRESHMAN YEAR (2022-23)

Played in 29 games off the bench ... shot 58.1 percent from the floor and averaged 7.8 minutes per outing ... held a +2.2 assist-to-turnover ratio ... made her career debut with a bucket and a steal against Vermont ... followed up by a 19-minute performance against UMass Lowell where she recorded a season-high nine points, two assists and five steals ... had a bucket at No. 11/4 Tennessee ... recorded two steals and two assists against Bowling Green ... dished out a five assists to go along with four points and two steals in a victory against Quinnipiac where she played 11 minutes ... went 2-for-2 from the floor and had a season-high six assists and a steal against Morehead State ... in the non-conference finale, played 18 minutes against Butler where she scored eight points, a season-high six rebounds, two rebounds, two assist with a block and a steal ... scored four points against Michigan State ... added four points and four rebounds versus Nebraska ... pulled down four boards in a win at Northwestern ... picked up four points and four assists against Wisconsin ... set a Big Ten season-high seven points with a steal in a win over Rutgers ... in just under four minutes against Michigan at home, she recorded four points and a rebound ... making her first NCAA Tournament appearance, tallied six points on 3-for-3 shooting and added an assists in the win over Tennessee Tech.

CAREER HIGHS

Points

9, vs. UMass Lowell (11/11/22)

Rebounds

6, vs. Butler (12/21/22)

Assists

6, vs. Morehead State (12/18/22)

Steals

5, vs. UMass Lowell (11/11/22)

Blocks

1, 3x, last vs. Rutgers (1/29/23)

FG Made

4, vs. UMass Lowell (11/11/22)

3FG Made

7, vs. UMass Lowell (11/11/22)

Minutes

19, vs. UMass Lowell (11/11/22)

#1 • LEXUS BARGESSER

PREP

Led Grass Lake High School to a 2021 Michigan High School Athletic Association Division 3 state championship while averaging 23.6 points, 8.1 rebounds, 3.8 assists, 3.8 steals and shot 55 percent from the floor ... also helped the program to a district championship and regional championship ... named an All-State honoree, All-Conference selection, Jackson Area Dream Team and Best of the Best ... missed her senior basketball season with MCL/ACL tear ... plays AAU with Michigan Premier and Michigan Crossover ... rated as the No. 48 by Collegiate Girls Basketball Report, No. 53 by All Star Girls Report and No. 67 overall by ESPN.

PERSONAL

Birth date is Oct. 24 ... daughter of David and Lori Bargesser ... has two brothers, Xavier, who plays basketball at Alma College, and Brennen ... major is human development & family studies.

#1 • LEXUS BARGESSER

2022-23 GAME-BY-GAME

Opponent	Date	GS	MIN	Total		3-Pointers		Free throws		Rebounds				PF	A	TO	BLK	STL	PTS	AVG
				FG-FGA	PCT	3FG-3FGA	PCT	FT-FTA	PCT	OFF	DEF	TOT	AVG							
Vermont	11/08/2022		08:38	1-1	1.000	0-0	.000	0-0	.000	0	0	0	0.0	4	0	0	0	1	2	2.0
UMass Lowell	11/11/2022		19:31	4-7	.571	0-0	.000	1-2	.500	0	1	1	0.5	2	2	0	0	5	9	5.5
at Tennessee	11/14/2022		01:53	1-1	1.000	0-0	.000	0-0	.000	0	0	0	0.0	1	0	0	0	0	2	4.3
Bowling Green	11/17/2022		07:31	0-0	.000	0-0	.000	0-0	.000	0	2	2	0.8	2	2	0	0	0	0	3.3
Quinnipiac	11/20/2022		11:06	1-1	1.000	0-0	.000	2-2	1.000	0	0	0	0.6	1	5	2	0	2	4	3.4
vs Auburn	11/25/2022		02:57	0-0	.000	0-0	.000	0-0	.000	0	0	0	0.5	0	0	0	0	0	0	2.8
vs Memphis	11/26/2022		01:21	0-0	.000	0-0	.000	0-0	.000	0	0	0	0.4	0	0	1	0	0	0	2.4
North Carolina	12/01/2022		01:46	0-0	.000	0-0	.000	0-0	.000	0	0	0	0.4	0	0	0	0	0	0	2.1
Illinois	12/04/2022		01:44	0-2	.000	0-0	.000	0-0	.000	0	1	1	0.4	0	0	0	0	0	0	1.9
at Penn St.	12/08/2022		02:17	0-0	.000	0-0	.000	0-0	.000	0	0	0	0.4	0	0	0	0	0	0	1.7
Morehead St.	12/18/2022		18:33	2-2	1.000	0-0	.000	0-0	.000	0	2	2	0.5	1	6	1	0	1	4	1.9
Butler	12/21/2022		18:41	3-5	.600	0-0	.000	2-3	.667	1	5	6	1.0	1	2	1	1	1	8	2.4
at Michigan St.	12/29/2022		14:51	2-2	1.000	0-0	.000	0-0	.000	0	0	0	0.9	3	0	1	1	1	4	2.5
Nebraska	01/01/2023		23:16	1-4	.250	0-0	.000	2-2	1.000	1	3	4	1.1	1	1	0	0	0	4	2.6
at Northwestern	01/08/2023		15:15	0-0	.000	0-0	.000	0-0	.000	2	2	4	1.3	3	2	1	0	1	0	2.5
Maryland	01/12/2023		07:56	0-0	.000	0-0	.000	0-0	.000	1	1	2	1.4	0	0	1	0	1	0	2.3
Wisconsin	01/15/2023		13:26	2-2	1.000	0-0	.000	0-1	.000	1	1	2	1.4	1	4	0	0	2	4	2.4
at Illinois	01/18/2023		04:03	0-0	.000	0-0	.000	0-0	.000	0	0	0	1.3	1	0	0	0	0	0	2.3
at Michigan	01/23/2023		04:47	0-2	.000	0-0	.000	0-0	.000	0	1	1	1.3	0	1	0	0	0	0	2.2
Ohio St.	01/26/2023		01:15	0-0	.000	0-0	.000	0-0	.000	0	0	0	1.3	1	0	1	0	0	0	2.1
Rutgers	01/29/2023		09:51	2-2	1.000	0-0	.000	3-4	.750	0	2	2	1.3	0	0	0	1	1	7	2.3
at Minnesota	02/01/2023		11:42	0-3	.000	0-0	.000	0-0	.000	0	1	1	1.3	0	0	2	0	0	0	2.2
at Purdue	02/05/2023		03:50	0-1	.000	0-0	.000	0-0	.000	0	0	0	1.2	0	0	1	0	1	0	2.1
Iowa	02/09/2023		00:21	0-0	.000	0-0	.000	0-0	.000	0	0	0	1.2	0	0	0	0	0	0	2.0
at Ohio St.	02/13/2023		01:55	0-1	.000	0-0	.000	0-0	.000	0	0	0	1.1	0	0	0	0	0	0	1.9
Michigan	02/16/2023		03:47	2-2	1.000	0-0	.000	0-0	.000	0	1	1	1.1	1	0	0	0	0	4	2.0
Purdue	02/19/2023		02:45	1-1	1.000	0-0	.000	0-0	.000	0	0	0	1.1	2	0	0	0	0	2	2.0
vs Michigan St.	03/03/2023		01:35	0-1	.000	0-0	.000	0-0	.000	0	0	0	1.0	0	0	0	0	0	0	1.9
Tennessee Tech	03/18/2023		09:43	3-3	1.000	0-0	.000	0-0	.000	0	0	0	1.0	1	1	0	0	0	6	2.1
Totals			0 226:15	25-43	.581	0-0	.000	10-14	.714	6	23	29	1.0	26	26	12	3	17	60	2.1

Player Averages

Games Played	Minutes/ game	Points/ game	FG Pct	3FG Pct	FT Pct	Rebounds/ game	Assists/ game	Turnovers/ game	Assist/Turnover ratio	Steals/ game	Blocks/ game
29	7.8	2.1	58.1	0.0	71.4	1.0	0.9	0.4	2.2	0.6	0.1

CAREER STATS

SEASON	TEAM	Field Goals			3-Point		F-Throws		Rebounds				Scoring								
		GP-GS	MIN	AVG	FG-FGA	FG%	3FG-3FGA	3FG%	FT-FTA	FT%	OFF	DEF	TOT	AVG	PF-FO	A	TO	BLK	STL	PTS	AVG
2022-23	IND	29-0	226	7.8	25-43	.581	0-0	.000	10-14	.714	6	23	29	1.0	26-0	26	12	3	17	60	2.1
TOTAL		29-0	226	7.8	25-43	.581	0-0	.000	10-14	.714	6	23	29	1.0	26-0	26	12	3	17	60	2.1




5

LENÉE BEAUMONT

6-1 • GUARD • FRESHMAN

LISLE, ILL. • BENET ACADEMY



PREP

The 6-foot-1 guard helped Benet Academy to three conference championships and two state appearances where she scored over 1,300 career points ... was named the 2023 Illinois Ms. Basketball, 2023 Gatorade Player of the Year and was a McDonald's All-American nominee as a senior ... led the Redwings to the state championship game as a senior where she averaged 18.8 points, 7.4 rebounds, 3.3 assists and 1.7 steals per game ... also helped them to a fourth-place state finish in 2022 where she averaged 16.0 points, 5.0 rebounds and 4.5 assists per game as a junior ... she is a two-time all-state honoree and earned numerous accolades including the ESCC Most Valuable Player, My Suburban Life Player of the Year, Naperville Sun All-Area Team, IBCA First Team, and all-conference ... played AAU with Midwest Elite EYBL and earned a USA Basketball U18 camp invite in the summer of 2022 ... rated as the No. 41 recruit by Collegiate Girls Basketball, No. 81 by All Star Girls Report and No. 83 p by ESPN Hoopgurlz Top 100.

PERSONAL


Birth date is Jan. 29 ... daughter of Mike and Colette Beaumont ... has one brother, Brendan ... mom played college volleyball at Florida State and UIC, and dad played Basketball at Carroll University ... major is business.



12

YARDEN GARZON

6-3 • GUARD • SOPHOMORE
RAANANA, ISRAEL • OSTROVSKY



HONORS

All-Big Ten Second Team (2022-23)
All-Big Ten Freshman Team (2022-23)
Big Ten Freshman of the Week (11/28/22, 1/17/23, 1/30/23)
USWBA Tamika Catchings National Freshman of the Week (1/17/23)

FRESHMAN YEAR (2022-23)

Started in all 32 games ... averaged 11.1 points, 5.3 rebounds, 3.0 assists and shot 45.8 percent from the 3-point line, 45.5 percent from the field (70-for-153) and 86.1 percent at the free throw line ... set a new IU freshman record for 3-pointers made (70) and is tied for fourth in a single season in program history ... her 45.8 percent clip from 3-point range is second all-time in a single season ... she also ranks in the top 10 of other freshman categories including third in 3-point attempts (153), eighth in scoring average, sixth in assists per game and 10th in games started (32) ... recorded multiple assists in 24 games ... scored in double figures 19 times and had two double-doubles ... connected on multiple 3-pointers in 20 games ... in her debut, led Indiana with 19 points on 7-for-12 shooting on 5-for-8 from the 3-point range, four assists and two blocks against Vermont ... scored 11 points and six rebounds against Bowling Green ... put up 14 points versus Quinnipiac ... at the Las Vegas Invitational, posted her first 20 point game with 21 points, six assists and six rebounds against Auburn ... followed up with a 17 point, six rebounds, four assist and a steal and block against Memphis ... set a

CAREER HIGHS

Points
21, vs. Auburn (11/25/22)

Rebounds
14, at Iowa (2/26/23)

Assists
7, 2x, last vs. Wisconsin (1/15/23)

Steals
3, 3x, last at Iowa (2/26/23)

Blocks
2, 7 times

FG Made
8, 2x, last vs. Ohio State (1/26/23)

3FG Made
5, vs. Vermont (11/8/22)

Minutes
36, 6 times

#12 • YARDEN GARZON

season-high seven assists to go along with nine points and seven rebounds in the win over No. 6 UNC in the ACC/Big Ten Challenge ... in her Big Ten debut, added nine points, three rebounds and three assists against Illinois at home ... had seven points, eight rebounds and five assists against Penn State ... went 4-for-6 from the arc for a team-high 16 points against Morehead State ... added 13 points against Butler ... posted 17 points, six assists and three rebounds at Michigan State ... contributed 11 points and six rebounds in a victory over No. 9/11 Maryland ... had 19 points, eight rebounds and seven assists over Wisconsin as she went 7-for-9 from the field and 4-for-8 from the 3-point line ... her efforts against Maryland and Wisconsin led her to Big Ten and USWBA national freshman of the week honors ... shot 80 percent from the field for 10 points with five rebounds at No. 14/16 Michigan ... set a season-high 20 points on 8-for-17 shooting and 4-for-9 from 3-point range along with 10 rebounds and tied a season-high three steals

for her first double-double of the season in a win over No. 2/5 Ohio State ... went 62.5 percent from the floor and 66.7 percent from the 3-point line for 14 points, four rebounds and three assists against Rutgers ... had eight points and four rebounds in a win over Iowa ... chipped in seven points and eight rebounds along with an assist, steal and block against Michigan ... contributed double figures with 12 points and six rebounds in the regular season home finale against Purdue ... set a season-high 14 rebounds with seven points at Iowa where she went 4-for-4 from the line ... scored 12 points in the Big Ten Tournament quarterfinal against Michigan State ... pulled down 11 boards and had six points in the semifinal against Ohio State ... in her NCAA Tournament debut, added 12 points and four rebounds along with two assists against Tennessee Tech ... knocked down three triples for 10 points, four rebound and two assists versus Miami (FL) in the second round.

PREP

Rated as a 4-star recruit by Premier Basketball Report who averaged 14.9 points, 5.1 rebounds, 3.5 assists and 2.0 steals per game for Maccabi Ironi Ramat Gan where she shot 45.1 percent from the field, 43.8 percent from 3-point and 94.1 percent at the free throw line ... played Israel Senior National Team at the EuroBasket 2023 qualifiers in November 2021 where she was in the starting lineup against Latvia and scored 16 points and four rebounds ... has extensive experience with the Israel National Team ... at the 2021 U20 European Challengers, she averaged 19.2 points, 9.4 rebounds, 2.0 assists, 1.8 steals and 2.0 blocks per game.

PERSONAL

Birth date is Nov. 23 ... daughter of Ruth and Eitan Garzon ... has a twin sister, Yuval, older sister Lior, who plays basketball at Oklahoma State and a brother, Dvir ... major is business.

#12 • YARDEN GARZON

2022-23 GAME-BY-GAME

Opponent	Date	GS	MIN	Total		3-Pointers		Free throws		Rebounds				PF	A	TO	BLK	STL	PTS	AVG	
				FG-FGA	PCT	3FG-3FGA	PCT	FT-FTA	PCT	OFF	DEF	TOT	AVG								
Vermont	11/08/2022	*	27:04	7-12	.583	5-8	.625	0-0	.000	1	3	4	4.0	2	4	2	2	1	19	19.0	
UMass Lowell	11/11/2022	*	16:18	2-3	.667	0-1	.000	0-1	.000	0	1	1	2.5	2	2	0	1	1	4	11.5	
at Tennessee	11/14/2022	*	21:40	2-6	.333	0-1	.000	0-0	.000	0	1	1	2.0	5	2	0	2	1	4	9.0	
Bowling Green	11/17/2022	*	22:26	4-10	.400	2-7	.286	1-1	1.000	0	6	6	3.0	1	5	2	0	0	11	9.5	
Quinnipiac	11/20/2022	*	18:37	5-9	.556	4-5	.800	0-0	.000	0	2	2	2.8	2	2	0	1	1	14	10.4	
vs Auburn	11/25/2022	*	33:52	8-17	.471	4-7	.571	1-1	1.000	0	6	6	3.3	3	6	2	0	0	21	12.2	
vs Memphis	11/26/2022	*	36:10	7-13	.538	3-5	.600	0-0	.000	1	5	6	3.7	4	4	1	1	1	17	12.9	
North Carolina	12/01/2022	*	28:07	3-6	.500	2-3	.667	1-2	.500	0	7	7	4.1	3	7	3	0	1	9	12.4	
Illinois	12/04/2022	*	28:16	4-12	.333	1-4	.250	0-0	.000	0	3	3	4.0	3	3	2	0	0	9	12.0	
at Penn St.	12/08/2022	*	33:59	3-5	.600	1-1	1.000	0-0	.000	1	7	8	4.4	5	5	6	0	1	7	11.5	
Morehead St.	12/18/2022	*	18:05	5-10	.500	4-6	.667	2-2	1.000	1	1	2	4.2	2	3	3	1	0	16	11.9	
Butler	12/21/2022	*	36:32	4-11	.364	3-8	.375	2-2	1.000	0	3	3	4.1	0	3	5	0	0	13	12.0	
at Michigan St.	12/29/2022	*	36:28	7-11	.636	2-4	.500	1-1	1.000	1	2	3	4.0	3	6	5	2	0	17	12.4	
Nebraska	01/01/2023	*	35:21	3-11	.273	1-4	.250	4-4	1.000	0	5	5	4.1	3	2	4	2	3	11	12.3	
at Northwestern	01/08/2023	*	27:27	3-11	.273	1-7	.143	2-2	1.000	0	5	5	4.1	5	1	1	2	1	9	12.1	
Maryland	01/12/2023	*	33:47	4-6	.667	3-5	.600	0-0	.000	0	6	6	4.3	3	2	5	0	0	11	12.0	
Wisconsin	01/15/2023	*	27:34	7-9	.778	4-5	.800	1-2	.500	1	7	8	4.5	3	7	2	0	1	19	12.4	
at Illinois	01/18/2023	*	36:11	4-9	.444	3-6	.500	2-2	1.000	0	3	3	4.4	2	1	0	1	0	13	12.4	
at Michigan	01/23/2023	*	32:24	4-5	.800	2-3	.667	0-0	.000	2	3	5	4.4	2	1	3	1	1	10	12.3	
Ohio St.	01/26/2023	*	36:50	8-17	.471	4-9	.444	0-1	.000	1	9	10	4.7	3	3	3	0	3	20	12.7	
Rutgers	01/29/2023	*	31:33	5-8	.625	4-6	.667	0-0	.000	0	4	4	4.7	4	3	1	1	0	14	12.8	
at Minnesota	02/01/2023	*	35:16	1-3	.333	0-0	.000	0-0	.000	0	5	5	4.7	3	5	2	1	2	2	12.3	
at Purdue	02/05/2023	*	31:04	2-8	.250	0-4	.000	2-2	1.000	3	4	7	4.8	3	4	3	2	2	6	12.0	
Iowa	02/09/2023	*	24:01	3-6	.500	2-3	.667	0-0	.000	2	2	4	4.8	5	1	2	1	1	8	11.8	
at Ohio St.	02/13/2023	*	30:30	2-8	.250	1-6	.167	0-0	.000	0	4	4	4.7	1	1	1	1	0	5	11.6	
Michigan	02/16/2023	*	32:25	2-5	.400	1-4	.250	2-2	1.000	1	7	8	4.8	4	1	4	1	1	7	11.4	
Purdue	02/19/2023	*	27:20	4-9	.444	4-8	.500	0-0	.000	0	6	6	4.9	2	1	2	0	0	12	11.4	
at Iowa	02/26/2023	*	36:22	1-6	.167	1-5	.200	4-4	1.000	1	13	14	5.2	2	1	0	1	3	7	11.3	
vs Michigan St.	03/03/2023	*	27:18	4-10	.400	3-7	.429	1-1	1.000	0	5	5	5.2	5	2	1	1	1	12	11.3	
vs Ohio St.	03/04/2023	*	33:39	2-7	.286	0-2	.000	2-2	1.000	0	11	11	5.4	5	3	3	2	1	6	11.1	
Tennessee Tech	03/18/2023	*	28:03	4-7	.571	2-4	.500	2-2	1.000	0	4	4	5.4	1	2	5	1	2	12	11.1	
Miami (FL)	03/20/2023	*	30:31	3-9	.333	3-5	.600	1-2	.500	1	3	4	5.3	4	2	3	0	1	10	11.1	
Totals			32	955:10	127-279	.455	70-153	.458	31-36	.861	17	153	170	5.3	95	95	76	28	30	355	11.1

Player Averages

Games Played	Minutes/game	Points/game	FG Pct	3FG Pct	FT Pct	Rebounds/game	Assists/game	Turnovers/game	Assist/Turnover ratio	Steals/game	Blocks/game
32	29.8	11.1	45.5	45.8	86.1	5.3	3.0	2.4	1.3	0.9	0.9

CAREER STATS

SEASON TEAM	GP-GS	MIN/AVG	Field Goals		3-Point		F-Throws		Rebounds				Scoring						
			FG-FGA	FG%	3FG-3FGA	3FG%	FT-FTA	FT%	OFF	DEF	TOT	AVG	PF-FO	A	TO	BLK	STL	PTS	AVG
2022-23 IND	32-32	955/29.8	127-279	.455	70-153	.458	31-36	.861	17	153	170	5.3	95-6	95	76	28	30	355	11.1
TOTAL	32-32	955/29.8	127-279	.455	70-153	.458	31-36	.861	17	153	170	5.3	95-6	95	76	28	30	355	11.1



14



SARA SCALIA

5-10 • GUARD • SENIOR+
STILLWATER, MINN. • STILLWATER • MINNESOTA

HONORS

- All-Big Ten Honorable Mention (media) (2022-23)
- Ann Meyers Drysdale Award preseason watch list (2023)
- All-Big Ten Second Team (Coaches and Media) (2021-22)
- All-Big Ten Honorable Mention (coaches and media) (2020-21)
- Academic All-Big Ten (2021)
- All-Big Ten Honorable Mention (media) (2020)
- Big Ten All-Freshman Team (media) (2020)
- Big Ten Freshman of the Week (12/2/19 1/2/20)

SENIOR YEAR (2022-23)

Played in all 32 games and made 14 starts ... averaged 9.5 points, 3.0 rebounds and 1.6 assists per game ... scored in double figures 14 times ... recorded 53 triples, third-most on the team and had multiple 3-pointers 15 times ... shot 34.4 percent from the 3-point line this season ... IU's best free throw shooter with a 91.2 percent clip at the line where she went 52-for-57 ... averaged 26.8 minutes per outing ... had double figures in her first four appearances in Cream and Crimson including 16 points and four rebounds at No. 11/4 Tennessee ... posted 17 points, four rebounds, three assists and two steals in a win over Bowling Green ... posted 12 points against Auburn and 16 points with four 3-pointers and six rebounds against Memphis in the Las Vegas Invitational ... helped IU beat No. 6 UNC with 12 points on four 3-pointers and five boards ... had six points, a season-high six rebounds and six assists in the Big Ten opener against

CAREER HIGHS

- Points**
37, vs. Ohio (12/15/21)*
- Rebounds**
10, vs. Iowa (1/16/20)*
- Assists**
8, vs. Nebraska (2/24/21)*
- Steals**
4, 4 times*
- Blocks**
2, at George Washington (12/10/19)*
- FG Made**
14, vs. Ohio (12/15/21)*
- 3FG Made**
16, at Green Bay (3/17/22)*
- Minutes**
45, vs. Rutgers (2/2/20)*

#14 • SARA SCALIA

Illinois ... went 5-for-8 from the floor against Morehead State with 13 points ... in a road win at No. 13/14 Michigan, went 7-for-10 from the field and 3-for-5 from distance for 19 points ... recorded 10 points, four rebounds and two assists in her return game at Minnesota ... connected on three 3-pointers and had 14 points in a win at Purdue ... scored a season-high 24 points at No. 12/13 Ohio State where she went 9-for-12 from the field and a season-high 6-for-8 from 3-point range ... at the Big Ten Tournament in Minneapolis, had 20 points and five rebounds in a win over Michigan State in the quarterfinal and 16 points and five rebounds against Ohio State in the semifinal ... made her first NCAA Tournament appearances with six points and four rebounds against Tennessee Tech and four points against Miami (FL).

CAREER AT MINNESOTA

Ended the 2021-22 season ranked first in career free throw percentage (88.8), fifth in career minutes per game (33.8), seventh in career 3-point percentage (.381; min. 200 attempts), seventh in career threes made at Minnesota (214), seventh in threes attempted (561), ninth in career scoring average (14.5), 19th in program history in total points (1,158).

JUNIOR YEAR (2021-22)

Led the team in scoring with a career-high 17.9 points per game while shooting a career-high 41.3 percent from three and 39.6 percent from the floor while starting all 33 games... Led the team in field goal attempts (513), field goals made (203), threes attempted (269), threes made (111), free throw percentage (91.5), defensive rebounds (119) and minutes (1160, 35.1 per game)... Posted the best single-season free throw percentage (91.5) in program history... Hade one of the best offensive seasons in program history, hitting the second most threes in a single season with 111, just eight behind Rachel Banham (2015-16), hit 64 threes during Big Ten play, the second most in a single season in school history just 11 behind Banham (2015-16)... Became the 28th Gopher to reach 1,000 career points while playing at Minnesota and finished the season with 1,166 career points, the 19th most points in school history... Led the team with 26 double-figures scoring performances during the season and scored over 30 points four times (which is tied for the seventh-most 30-point performances in a single season at Minnesota)... Scored over 20 points nine times during the season and led the team in scoring 15 times during the season... Scored in double figures in 22 straight games before that streak was snapped in the final game of the season against South Dakota State (3/20)... Opened the season with a 25-point performance against Jacksonville (11/9)... Scored a career high 37 points against Ohio (12/15), hitting the most threes by any Gopher at Williams Arena with nine

and earned a Big Ten Player of the Week honor after the performance... Her 37 points against Ohio is the most points a Gopher has scored in a game without a made free throw... Dropped her second 30-point performance in a loss at Michigan State (1/23), hitting seven threes... Scored 32 points in the regular season finale at Penn State (2/27), playing all 40 minutes and hitting eight threes and grabbing eight rebounds... Scored the most points in a postseason debut in program history with 33 against Green Bay (3/17) in the opening round of the WNIT, hitting 11 field goals and grabbing seven rebounds and dishing out a five assists and scoring 17 points in the fourth quarter... Moved to point guard halfway through the season and finished with a career high 64 assists, highlighted by her season high (6) against South Dakota St. in the WNIT... Was named to the Big Ten Weekly Honor Roll after her 17 points and 32 points against Illinois (2/24) and Penn State (2/27).

SOPHOMORE YEAR (2020-21)

Played in 16 game with 15 starts ... averaged 14.5 points, 3.5 rebounds, 2.5 assists and 1.0 steals per game; shot .905 on free throws (38-42) ... finished third in the Big Ten in 3-pointers made per game (2.75), fifth in 3's attempted (132), sixth in 3-point percentage (.333), 13th in minutes played per game (33.90) and 20th in scoring ... in league games only, ranked third in the league in 3-pointers made per game (2.75) and fourth in 3-point percentage (.333) ... led the team in 3-pointers made (44) and attempted, and minutes per game (33:54); tied for the team lead in scoring average ... her 3-point attempt total ranked fourth in program history for a Big Ten season ... reached double figures in each of her final 13 games, including three games with 20 or more points ... posted a line of 11 points, a career-high eight assists, seven rebounds, three steals and zero turnovers vs. Nebraska (2/24); the first Gopher to have 8+ assists with 0 turnovers since Dec. of 2017 ... all 20 of her points against Illinois came in the second half (2/10) ... scored a career-high 30 points and set or tied career highs in field goals made and attempted (10-17), 3's made (6) and free throws made (4) vs. Purdue (1/28); it was the first 30-point game for Minnesota since Dec. of 2018.

FRESHMAN YEAR (2019-20)

Played in all 31 games with 30 starts and averaged 10.8 points and 32.2 minutes per game ... ranked fourth all-time among Minnesota freshmen in 3-pointers made (59) and minutes per game (32.3), and fifth in 3-pointers attempted (160), 3-point percentage (.369; min. 40 attempts), free throw percentage (.822; min. 40 attempts) and starts (30) ... led all Big Ten freshmen in 3-pointers made per game (1.9); also led all BIG freshmen in conference games only in 3-point percentage (.367), 3's made per game (2.2)

#14 • SARA SCALIA

and minutes played per game (34.4) ... notched first career double-double with 18 points and career-high 10 rebounds against Iowa (1/16) ... in BIG debut, scored 22 points with career-best 5 3's and tied career high in assists (4) at Penn State (12/28) ... set or tied season highs in several stats at George Washington (12/10), including points (23), field goals made (9), blocks (2) and steals (4) ... scored 20 points, including 4 3-pointers, and had seven rebounds vs. Bryant (11/26) ... made first career start and tallied nine points and seven rebounds against Vermont (11/10).

PREP

A three-star recruit and the No. 56 guard in the country according to ESPN ... St. Paul Area Athena Award winner ... two-time all-state selection and four-time all-conference honoree ... named the Pioneer Press East Metro Girls Basketball Player of the Year as a senior after recording 22.8 points, 4.5 rebounds, 3.6 assists and 2.6 steals per contest while shooting 45.5 percent from the field, 41.5 percent from 3-point range and 86.8 percent on free throws ... led her team back to state tournament for first time in 31 years as a senior ... averaged 26.5 points, 5.2 rebounds, 3.3 steals and 3.1 assists per game as a junior ... began her career as an eighth-grader, putting up 9.4 points per game ... scoring average jumped to 16.3 as a freshman and 17.4 as a sophomore.

PERSONAL

Birth date is May 22 ... daughter of Peter and Sheri Scalia ... dad, Peter, played basketball at Centenary ... mom, Sheri, played volleyball and softball at Minnesota-Duluth ... sister, Taylor, plays volleyball at UW-Eau Claire ... major is sport marketing & management.

#14 • SARA SCALIA

2022-23 GAME-BY-GAME

Opponent	Date	GS	MIN	Total		3-Pointers			Free throws		Rebounds			PF	A	TO	BLK	STL	PTS	AVG	
				FG-FGA	PCT	3FG-3FGA	PCT	FT-FTA	PCT	OFF	DEF	TOT	AVG								
Vermont	11/08/2022	*	28:21	4-11	.364	3-6	.500	0-0	.000	0	2	2	2.0	1	0	1	0	1	11	11.0	
UMass Lowell	11/11/2022	*	16:28	5-11	.455	3-7	.429	2-2	1.000	1	2	3	2.5	1	2	0	0	3	15	13.0	
at Tennessee	11/14/2022	*	34:57	5-14	.357	2-9	.222	4-4	1.000	1	3	4	3.0	1	1	1	1	1	16	14.0	
Bowling Green	11/17/2022	*	25:31	5-8	.625	2-5	.400	5-5	1.000	0	4	4	3.3	1	3	2	0	2	17	14.8	
Quinnipiac	11/20/2022	*	29:46	3-8	.375	0-3	.000	0-0	.000	0	4	4	3.4	1	1	3	0	2	6	13.0	
vs Auburn	11/25/2022	*	39:16	3-12	.250	2-6	.333	4-6	.667	0	2	2	3.2	1	1	3	0	0	12	12.8	
vs Memphis	11/26/2022	*	38:58	6-16	.375	4-11	.364	0-0	.000	1	5	6	3.6	1	2	1	0	1	16	13.3	
North Carolina	12/01/2022	*	39:27	4-11	.364	4-7	.571	0-0	.000	0	5	5	3.8	3	0	1	0	0	12	13.1	
Illinois	12/04/2022	*	37:55	2-9	.222	0-5	.000	2-2	1.000	0	6	6	4.0	1	6	1	0	0	6	12.3	
at Penn St.	12/08/2022	*	38:49	3-12	.250	1-7	.143	0-0	.000	0	3	3	3.9	0	4	4	0	2	7	11.8	
Morehead St.	12/18/2022	*	21:10	5-8	.625	2-3	.667	1-1	1.000	0	2	2	3.7	0	1	0	0	2	13	11.9	
Butler	12/21/2022	*	28:10	4-12	.333	1-4	.250	0-0	.000	1	2	3	3.7	0	2	1	0	0	9	11.7	
at Michigan St.	12/29/2022	*	29:36	2-6	.333	0-3	.000	0-0	.000	0	1	1	3.5	3	1	5	0	0	4	11.1	
Nebraska	01/01/2023	*	32:53	2-6	.333	0-0	.000	2-2	1.000	1	4	5	3.6	0	0	0	0	1	6	10.7	
at Northwestern	01/08/2023		29:58	1-10	.100	1-6	.167	2-2	1.000	0	4	4	3.6	0	2	3	0	2	5	10.3	
Maryland	01/12/2023		21:01	1-4	.250	0-0	.000	1-2	.500	0	2	2	3.5	1	0	0	0	0	3	9.9	
Wisconsin	01/15/2023		25:39	2-11	.182	1-5	.200	0-0	.000	1	2	3	3.5	0	1	1	0	4	5	9.6	
at Illinois	01/18/2023		15:51	0-2	.000	0-2	.000	0-0	.000	0	4	4	3.5	0	3	1	0	0	0	9.1	
at Michigan	01/23/2023		22:37	7-10	.700	3-5	.600	2-2	1.000	0	1	1	3.4	1	0	2	0	0	19	9.6	
Ohio St.	01/26/2023		15:12	0-6	.000	0-3	.000	2-2	1.000	1	0	1	3.3	0	1	1	0	0	2	9.2	
Rutgers	01/29/2023		09:08	1-5	.200	1-2	.500	2-2	1.000	0	2	2	3.2	1	0	1	0	0	5	9.0	
at Minnesota	02/01/2023		25:30	3-10	.300	1-4	.250	3-4	.750	1	3	4	3.2	1	2	1	0	1	10	9.0	
at Purdue	02/05/2023		25:27	4-8	.500	3-4	.750	3-4	.750	1	3	4	3.3	2	1	0	0	1	14	9.3	
Iowa	02/09/2023		32:21	2-6	.333	2-4	.500	2-2	1.000	0	1	1	3.2	0	3	0	0	1	8	9.2	
at Ohio St.	02/13/2023		28:36	9-12	.750	6-8	.750	0-0	.000	0	1	1	3.1	1	2	4	0	1	24	9.8	
Michigan	02/16/2023		25:06	0-4	.000	0-4	.000	2-2	1.000	0	0	0	3.0	2	2	2	0	1	2	9.5	
Purdue	02/19/2023		22:23	2-6	.333	2-5	.400	0-0	.000	0	1	1	2.9	1	2	1	0	0	6	9.4	
at Iowa	02/26/2023		21:27	2-8	.250	1-5	.200	0-0	.000	0	3	3	2.9	0	1	0	0	0	5	9.2	
vs Michigan St.	03/03/2023		25:37	4-8	.500	4-6	.667	8-8	1.000	2	3	5	3.0	0	1	1	0	0	20	9.6	
vs Ohio St.	03/04/2023		25:60	5-12	.417	4-8	.500	1-1	1.000	0	5	5	3.0	1	1	2	1	0	15	9.8	
Tennessee Tech	03/18/2023		24:11	2-8	.250	0-4	.000	2-2	1.000	0	4	4	3.1	1	3	0	1	1	6	9.6	
Miami (FL)	03/20/2023		19:29	1-4	.250	0-3	.000	2-2	1.000	0	0	0	3.0	0	1	0	0	0	4	9.5	
Totals			14	856:49	99-278	.356	53-154	.344	52-57	.912	11	84	95	3.0	26	50	43	3	27	303	9.5

Player Averages

Games Played	Minutes/game	Points/game	FG Pct	3FG Pct	FT Pct	Rebounds/game	Assists/game	Turnovers/game	Assist/Turnover ratio	Steals/game	Blocks/game
32	26.8	9.5	35.6	34.4	91.2	3.0	1.6	1.3	1.2	0.8	0.1

CAREER STATS

SEASON	TEAM	GP-GS	MIN/AVG	Field Goals		3-Point		F-Throws		Rebounds			Scoring							
				FG-FGA	FG%	3FG-3FGA	3FG%	FT-FTA	FT%	OFF	DEF	TOT	AVG	PF-FO	A	TO	BLK	STL	PTS	AVG
2019-20	MINN	31-30	999/32.2	119-310	.384	59-160	.369	37-45	.822	34	94	128	4.1	44-0	44	38	3	39	334	10.8
2020-21	MINN	16-15	542/33.9	75-211	.355	44-132	.333	38-42	.905	3	53	56	3.5	11-0	40	31	1	16	232	14.5
2021-22	MINN	33-33	1160/35.2	203-513	.396	111-269	.413	75-82	.915	23	119	142	4.3	41-1	64	69	1	23	592	17.9
2022-23	IND	32-14	857/26.8	99-278	.356	53-154	.344	52-57	.912	11	84	95	3.0	26-0	50	43	3	27	303	9.5
TOTAL FOR IND		32-14	857/26.8	99-278	.356	53-154	.344	52-57	.912	11	84	95	3.0	26-0	50	43	3	27	303	9.5
TOTAL		112-92	3559/31.8	496-1312	.378	267-715	.373	202-226	.894	71	350	421	3.8	122-1	198	181	8	105	1461	13.0



20

JULIANNA LAMENDOLA

6-1 • GUARD • FRESHMAN
COPPELL, TEXAS • COPPELL



PREP

Led Coppell to its first state tournament appearance as senior in 2022-23 as they went 38-4 overall ... also helped her team to its first district championship in 11 years ... averaged 17.4 points, 9.2 rebounds, 3.1 assists and 1.4 steals ... named the 2023 Texas Gatorade Player of the Year, 2022-23 MaxPreps Texas High School Girls Basketball Player of the Year, co-MVP of District 6-6A Player of the Year and was a McDonald's All-American nominee as a senior ... as a junior, averaged 17 points, 10 rebounds and four assists per game during her junior season where they were ranked No. 4 in the state in 2021-22 ... helped Coppell to a 2022 Area Championship, bi-district championship and district championship as they went undefeated at home and posted its best record in school history at 37-2 ... was named the District MVP, Texas Girls Coaches Association all-state and program MVP, offensive MVP and most improved ... played AAU with Nike Proskills 17U EYBL ... rated as four-star recruit and No. 52 overall by ESPN Hoopgurlz, No. 41 by All Star Girls Report and No. 81 by Collegiate Girls Basketball Report.

PERSONAL

Birth date is May 14 ... daughter of Daniel and Janice LaMendola ... has three siblings, Michael, Max and Skye ... major is business.



21



HENNA SANDVIK

6-0 • GUARD • SOPHOMORE
HELSINKI, FINLAND • MÄKELÄNRIINNE

FRESHMAN YEAR (2022-23)

Saw action in 23 games ... scored buckets in five appearances ... averaged 6.6 minutes per outing ... scored her first career points on a 3-pointer against No. 6 UNC in the ACC/Big Ten Challenge where she also had two rebounds ... played 13 minutes with a bucket, a rebound and a steal in the Big Ten opener against Illinois ... went 2-for-3 at Penn State ... saw a season-high 26 minutes of action against Morehead State where she pulled down a season-high four rebounds ... grabbed a pair of rebounds versus Wisconsin in her eight minutes of play ... also had rebounds at Purdue, against Iowa and Michigan ... scored a bucket against Purdue in the Barn Burner Trophy game ... in five minutes of action in the NCAA Tournament first round against Tennessee Tech, recorded two points.

PREP

Plays for the Finland Senior National team, where started she started a pair of games at the 2023 Eurobasket Qualifier where scored seven points and had three rebounds against Ukraine ... with her club team, HBA Marsky, she averaged 13.2 points and 5.5 rebounds per game ... at the 2019 U16 European Championships, she averaged 13.4 points and 8.9 rebounds per game.

PERSONAL

Birth date is May 26 ... daughter of Pia and Tom Sandvik ... has two siblings, Leila and Jens ...major is business.

CAREER HIGHS

Points

4, at Penn State (12/8/22)

Rebounds

4, vs. Morehead State (12/18/22)

Assists

2, vs. Bowling Green (1/17/22)

Steals

1, 4 times

Blocks

N/A

FG Made

2, at Penn St. (12/8/22)

3FG Made

1, vs. UNC (12/1/22)

Minutes

26, vs. Morehead State (12/18/22)

#21 • HENNA SANDVIK

2022-23 GAME-BY-GAME

Opponent	Date	GS	MIN	Total		3-Pointers		Free throws		Rebounds				PF	A	TO	BLK	STL	PTS	AVG
				FG-FGA	PCT	3FG-3FGA	3FG%	FT-FTA	PCT	OFF	DEF	TOT	AVG							
Vermont	11/08/2022		02:28	0-0	.000	0-0	.000	0-0	.000	0	1	1	1.0	0	0	0	0	0	0	0.0
UMass Lowell	11/11/2022		16:27	0-1	.000	0-1	.000	0-0	.000	2	0	2	1.5	1	1	0	0	1	0	0.0
Bowling Green	11/17/2022		08:10	0-0	.000	0-0	.000	0-0	.000	0	1	1	1.3	1	2	0	0	0	0	0.0
North Carolina	12/01/2022		18:12	1-3	.333	1-2	.500	0-0	.000	1	1	2	1.5	2	0	0	0	0	3	0.8
Illinois	12/04/2022		13:49	1-1	1.000	0-0	.000	0-0	.000	0	1	1	1.4	0	0	0	0	1	2	1.0
at Penn St.	12/08/2022		12:17	2-3	.667	0-1	.000	0-0	.000	0	0	0	1.2	0	0	0	0	0	4	1.5
Morehead St.	12/18/2022		26:18	0-3	.000	0-2	.000	0-0	.000	0	4	4	1.6	1	1	1	0	1	0	1.3
Butler	12/21/2022		03:52	0-0	.000	0-0	.000	0-0	.000	0	0	0	1.4	0	0	1	0	0	0	1.1
at Michigan St.	12/29/2022		04:34	0-0	.000	0-0	.000	0-0	.000	0	1	1	1.3	0	1	0	0	0	0	1.0
Nebraska	01/01/2023		04:42	0-1	.000	0-0	.000	0-0	.000	0	0	0	1.2	0	0	1	0	0	0	0.9
at Northwestern	01/08/2023		02:32	0-1	.000	0-1	.000	0-0	.000	0	0	0	1.1	0	0	0	0	0	0	0.8
Wisconsin	01/15/2023		08:48	0-0	.000	0-0	.000	0-0	.000	0	2	2	1.2	1	0	3	0	1	0	0.8
Rutgers	01/29/2023		02:37	0-0	.000	0-0	.000	0-0	.000	0	0	0	1.1	1	0	1	0	0	0	0.7
at Minnesota	02/01/2023		02:25	0-0	.000	0-0	.000	0-0	.000	0	0	0	1.0	0	0	0	0	0	0	0.6
at Purdue	02/05/2023		01:36	0-2	.000	0-1	.000	0-0	.000	1	0	1	1.0	0	0	0	0	0	0	0.6
Iowa	02/09/2023		05:18	0-0	.000	0-0	.000	0-2	.000	0	1	1	1.0	1	0	0	0	0	0	0.6
at Ohio St.	02/13/2023		02:24	0-0	.000	0-0	.000	0-0	.000	0	0	0	0.9	0	0	0	0	0	0	0.5
Michigan	02/16/2023		03:06	0-0	.000	0-0	.000	0-0	.000	0	1	1	0.9	0	0	0	0	0	0	0.5
Purdue	02/19/2023		02:11	1-1	1.000	0-0	.000	0-0	.000	0	0	0	0.9	1	0	0	0	0	2	0.6
at Iowa	02/26/2023		00:04	0-0	.000	0-0	.000	0-0	.000	0	0	0	0.9	0	0	0	0	0	0	0.6
vs Michigan St.	03/03/2023		00:36	0-0	.000	0-0	.000	0-0	.000	0	0	0	0.8	0	0	0	0	0	0	0.5
vs Ohio St.	03/04/2023		03:13	0-0	.000	0-0	.000	0-0	.000	0	0	0	0.8	0	0	0	0	0	0	0.5
Tennessee Tech	03/18/2023		05:34	1-1	1.000	0-0	.000	0-0	.000	0	0	0	0.7	0	0	0	0	0	2	0.6
Totals		0	151:12	6-17	.353	1-8	.125	0-2	.000	4	13	17	0.7	9	5	7	0	4	13	0.6

Player Averages

Games Played	Minutes/game	Points/game	FG Pct	3FG Pct	FT Pct	Rebounds/game	Assists/game	Turnovers/game	Assist/Turnover ratio	Steals/game	Blocks/game
23	6.6	0.6	35.3	12.5	0.0	0.7	0.2	0.3	0.7	0.2	0.0

CAREER STATS


SEASON TEAM	GP-GS	Field Goals		3-Point		F-Throws		Rebounds				Scoring								
		FG-FGA	FG%	3FG-3FGA	3FG%	FT-FTA	FT%	OFF	DEF	TOT	AVG	PF-FO	A	TO	BLK	STL	PTS	AVG		
2022-23	IND	23-0	151/6.6	6-17	.353	1-8	.125	0-2	.000	4	13	17	0.7	9-0	5	7	0	4	13	0.6
TOTAL		23-0	151/6.6	6-17	.353	1-8	.125	0-2	.000	4	13	17	0.7	9-0	5	7	0	4	13	0.6



22

CHLOE MOORE-MCNEIL

5-11 • GUARD • SENIOR
GREENFIELD, TENN. • GREENFIELD



HONORS

- All-Big Ten Second Team (2022-23)
- All-Big Ten Defensive Team (2022-23)
- Big Ten Sportsmanship Award (2022-23)
- CSC Academic All-District (2023)
- Academic All-Big Ten (2022-23)
- Academic All-Big Ten (2021-22)

JUNIOR YEAR (2022-23)

Started in all 32 games ... averaged 9.5 points, 4.8 assists, 3.9 rebounds per game while holding a +3.2 assist-to-turnover ratio and 1.4 steals per game ... her +3.2 assist-to-turnover ratio (155 assists, 48 turnovers) was third overall in NCAA Division I ... her 155 assists were a team-high ... scored in double figures 16 times and had one double-double ... one of IU's best free throw shooters, going 86.3 percent from the line ... had seven points and five assists in the season opener against Vermont ... went 3-for-4 from the floor with four rebounds against UMass Lowell ... tied a then career-high 15 points on three 3-pointers with five assists, three steals and two rebounds in a win at No. 11/4 Tennessee ... shot a perfect 4-for-4 for 10 points, four rebounds and three assists in a win over Bowling Green ... connected for 15 points on 5-for-8 shooting, six assists, a block and a steal against Auburn in the Las Vegas Invitational ... had seven points, six rebounds and nine assists in the win over Memphis ... added 10 points, nine assists and seven rebound in the ACC/Big Ten Challenge win over No. 6 UNC ... in the Big Ten opener against Illinois,

CAREER HIGHS

- Points**
19, vs. Michigan St. (3/3/23)
- Rebounds**
10, vs. Purdue (2/6/22)
- Assists**
11, vs. Michigan St. (3/3/23)
- Steals**
5, 2x, last at Purdue (2/5/23)
- Blocks**
2, at Michigan (1/23/23)
- FG Made**
6, at Iowa (2/26/23)
- 3FG Made**
4, vs. Purdue (2/19/23)
- Minutes**
42, vs. Nebraska (1/1/23)

#22 • CHLOE MOORE-MCNEIL

scored 13 points and three assists ... recorded 11 points and seven assists at Penn State ... added seven points and seven rebounds along with four assists versus Morehead State ... put up 11 points, seven assists and three blocks at Michigan State ... played 42 minutes in an overtime win over Nebraska where she dropped 13 points, a season-high five steals, four assists and four rebounds ... turned in eight points, seven rebounds, four steals and three assists in the win over No. 9/11 Maryland ... recorded 12 points including a 6-for-7 effort at the line and six assists in a win at No. 21/24 Illinois ... scored 12 points, seven assists and four rebounds in a win at No. 14/16 Michigan ... had six assists and five rebounds to go along with four points to top No. 2/5 Ohio State ... contributed 13 points and nine rebounds while tying a season-high five steals to go along with three assists in a win at Purdue ... recorded a perfect 8-for-8 effort at the line and scored 11 points, nine rebounds and three assist at home to help IU beat No. 5/6 Iowa ... dished out seven assists and pulled down seven boards in a win at No. 13/12 Ohio State ... shot 71.4 percent from the floor (5-for-7) including three 3-pointers where she also had four rebounds, three steals and three assists over No. 12/13 Michigan ... set a season-high four triples for 14 points and five assists to help Indiana secure the Barn Burner Trophy for the seventh-straight year ... had a regular season-high 18 points by going 6-for-12 from the field with three steals and three rebounds at No. 6/6 Iowa ... recorded her only double-double of the season with season-highs of 19 points and 11 assists to go along with five rebounds in a win over Michigan State in the Big Ten Tournament quarterfinals ... went a season-high 10-for-12 from the line in that game as well ... in the semifinal against Ohio State, added six points ... contributed five points, three assists and two rebounds in NCAA First Round action against Tennessee Tech ... was 4-for-4 at the line and had nine points, four rebound and four assists against Miami (FL) in the Second Round.

SOPHOMORE YEAR (2021-22)

Made two starts and appeared in 31 games for the Hoosiers as a sophomore ... scored in double figures seven times and averaged 5.2 points per game ... made 22 3-pointers including six games with multiple makes ... went 72.7 percent at the free throw line ... averaged 21.2 minutes per game ... pulled down five rebounds against Norfolk State ... scored a pair of buckets in IU's comeback win at Quinnipiac ... hit a pair of 3-pointers in the Big Ten/ACC Challenge against No. 2/3 NC State ... scored four points and seven rebounds against Fairfield ... went 3-for-6 from the floor for nine points and five rebounds along with three assists in the non-conference finale against SIU ... chipped in eight points,

four rebounds and two steals in a win over Nebraska ... made her first career start in the Barn Burner Trophy game at Purdue where she scored 10 points and six rebounds while playing 42 minutes ... recorded her first double-double with 10 points and 11 rebounds against the Boilermakers at home ... knocked down a pair from beyond the arc for 10 points against Michigan State ... added six points, five rebounds and a career-high three steals at Nebraska ... posted 11 points in back-to-back games against Iowa ... notched double figures with 10 points at No. 13 Maryland ... collected five rebounds in the Big Ten Tournament second round versus Rutgers ... went 3-for-5 for seven points and two steals against Maryland in the quarterfinal ... made the start against Ohio State where she dropped 11 points and had three rebounds to knock off the top seed ... set a season-high four assists to go along with seven points and four rebounds against Charlotte in the NCAA Tournament first round ... scored eight points and made two swipes to help IU advance to the Sweet Sixteen with a win over Princeton ... played 20 minutes against UConn in the regional semifinal.

FRESHMAN YEAR (2020-21)

Saw action in 25 games and averaged 7.3 minutes ... played a season-high 18 minutes against Kentucky ... scored a season-high seven points on two occasions - against Samford and Nebraska ... pulled down a season-high four rebounds against Samford ... had a season-high three assists at Kentucky ... went 2-for-3 from the arc against No. 11 Michigan ... saw action in all four NCAA Tournament games ... hit a bucket against Belmont in the round of 32 where she also had an assist and steal ... averaged 7.3 minutes per game.

PREP

A two-time Tennessee Class A Miss Basketball out of Greenfield High School where she helped her team to a 34-0 record as a senior ... averaged 20.8 points, 5.2 rebounds and 4.0 assists per game while shooting 40 from 3-point range ... scored 2,598 points in her high school career and finished with more than 500 rebounds, 500 assists and 400 steals ... a three-time Class A semifinalist including a Class A State Championship trophy in 2018 ... a three-time 13A All-District selections where she also helped her team to three district championships.

PERSONAL

Birthday is June 5 ... daughter of Tory McNeil ... major is exercise science.

#22 • CHLOE MOORE-MCNEIL

2022-23 GAME-BY-GAME

Opponent	Date	GS	MIN	Total		3-Pointers		Free throws		Rebounds			PF	A	TO	BLK	STL	PTS	AVG		
				FG-FGA	PCT	3FG-3FGA	PCT	FT-FTA	PCT	OFF	DEF	TOT								AVG	
Vermont	11/08/2022	*	27:45	2-5	.400	1-3	.333	2-2	1.000	0	1	1	1.0	0	5	0	1	1	7	7.0	
UMass Lowell	11/11/2022	*	14:22	3-4	.750	2-3	.667	1-1	1.000	0	4	4	2.5	0	1	2	1	1	9	8.0	
at Tennessee	11/14/2022	*	35:51	4-10	.400	3-8	.375	4-4	1.000	0	2	2	2.3	1	5	0	1	3	15	10.3	
Bowling Green	11/17/2022	*	24:30	4-4	1.000	1-1	1.000	1-2	.500	1	3	4	2.8	1	3	1	0	2	10	10.3	
Quinnipiac	11/20/2022	*	23:47	1-4	.250	1-4	.250	2-2	1.000	0	2	2	2.6	2	4	1	0	1	5	9.2	
vs Auburn	11/25/2022	*	36:35	5-8	.625	0-3	.000	5-6	.833	2	0	2	2.5	2	6	2	1	1	15	10.2	
vs Memphis	11/26/2022	*	36:39	1-4	.250	1-3	.333	4-4	1.000	1	5	6	3.0	3	9	2	1	0	7	9.7	
North Carolina	12/01/2022	*	34:47	3-4	.750	1-1	1.000	3-3	1.000	1	6	7	3.5	2	9	0	1	1	10	9.8	
Illinois	12/04/2022	*	38:57	5-9	.556	2-4	.500	1-1	1.000	1	1	2	3.3	2	3	1	0	1	13	10.1	
at Penn St.	12/08/2022	*	38:54	3-4	.750	1-2	.500	4-4	1.000	0	3	3	3.3	1	7	1	1	1	11	10.2	
Morehead St.	12/18/2022	*	27:57	3-5	.600	1-2	.500	0-0	.000	1	6	7	3.6	0	5	0	0	1	7	9.9	
Butler	12/21/2022	*	35:33	1-6	.167	0-3	.000	4-4	1.000	1	6	7	3.9	0	4	3	0	1	6	9.6	
at Michigan St.	12/29/2022	*	38:59	4-7	.571	0-1	.000	3-4	.750	3	1	4	3.9	2	7	4	0	3	11	9.7	
Nebraska	01/01/2023	*	42:32	3-10	.300	0-3	.000	7-8	.875	0	4	4	3.9	1	4	3	0	5	13	9.9	
at Northwestern	01/08/2023	*	35:44	2-7	.286	0-3	.000	0-0	.000	0	3	3	3.9	2	3	1	1	0	4	9.5	
Maryland	01/12/2023	*	33:57	2-6	.333	0-2	.000	4-7	.571	1	6	7	4.1	1	3	2	1	4	8	9.4	
Wisconsin	01/15/2023	*	29:45	2-6	.333	0-3	.000	1-2	.500	0	4	4	4.1	2	6	0	0	2	5	9.2	
at Illinois	01/18/2023	*	36:01	3-5	.600	0-0	.000	6-7	.857	0	4	0	3.8	2	6	2	0	0	12	9.3	
at Michigan	01/23/2023	*	36:16	3-10	.300	1-4	.250	5-6	.833	2	2	4	3.8	4	7	2	2	1	12	9.5	
Ohio St.	01/26/2023	*	38:18	1-8	.125	0-3	.000	2-3	.667	2	3	5	3.9	0	6	2	0	0	4	9.2	
Rutgers	01/29/2023	*	34:41	2-3	.667	0-0	.000	1-2	.500	0	1	1	3.8	0	5	1	0	1	5	9.0	
at Minnesota	02/01/2023	*	19:58	3-7	.429	0-2	.000	0-0	.000	0	0	0	3.6	2	3	3	1	1	6	8.9	
at Purdue	02/05/2023	*	31:51	5-11	.455	3-8	.375	0-0	.000	0	9	9	3.8	2	3	1	1	5	13	9.0	
Iowa	02/09/2023	*	37:28	1-8	.125	1-4	.250	8-8	1.000	1	8	9	4.0	3	3	2	0	1	11	9.1	
at Ohio St.	02/13/2023	*	37:20	1-3	.333	0-0	.000	0-0	.000	4	3	7	4.2	2	7	1	0	2	2	8.8	
Michigan	02/16/2023	*	34:17	5-7	.714	3-5	.600	0-0	.000	0	4	4	4.2	2	3	1	0	3	13	9.0	
Purdue	02/19/2023	*	34:30	5-10	.500	4-8	.500	0-0	.000	1	1	2	4.1	3	5	3	0	0	14	9.2	
at Iowa	02/26/2023	*	33:33	6-12	.500	2-5	.400	4-4	1.000	2	1	3	4.0	4	3	0	0	1	18	9.5	
vs Michigan St.	03/03/2023	*	37:25	3-4	.750	3-3	1.000	10-12	.833	0	5	5	4.1	3	11	1	1	0	19	9.8	
vs Ohio St.	03/04/2023	*	35:12	2-10	.200	0-3	.000	2-2	1.000	0	2	2	4.0	3	2	4	0	1	6	9.7	
Tennessee Tech	03/18/2023	*	29:25	2-3	.667	1-1	1.000	0-0	.000	0	2	2	3.9	2	3	1	1	1	5	9.5	
Miami (FL)	03/20/2023	*	40:00	2-5	.400	1-3	.333	4-4	1.000	2	2	4	3.9	1	4	1	0	1	9	9.5	
Totals			32	1072:47	92-209	.440	33-98	.337	88-102	.863	26	100	126	3.9	55	155	48	14	46	305	9.5

Player Averages

Games Played	Minutes/game	Points/game	FG Pct	3FG Pct	FT Pct	Rebounds/game	Assists/game	Turnovers/game	Assist/Turnover ratio	Steals/game	Blocks/game
32	33.5	9.5	44.0	33.7	86.3	3.9	4.8	1.5	3.2	1.4	0.4

CAREER STATS

SEASON	TEAM	GP-GS	MIN/AVG	Field Goals		3-Point		F-Throws		Rebounds			PF-FO	A	TO	BLK	STL	PTS	AVG	
				FG-FGA	FG%	3FG-3FGA	3FG%	FT-FTA	FT%	OFF	DEF	TOT								AVG
2020-21	IND	25-0	184/7.3	10-38	.263	4-27	.148	8-17	.471	1	23	24	1.0	17-0	17	8	0	7	32	1.3
2021-22	IND	31-2	656/21.2	58-136	.426	22-71	.310	24-33	.727	13	77	90	2.9	50-0	30	31	4	18	162	5.2
2022-23	IND	32-32	1073/33.5	92-209	.440	33-98	.337	88-102	.863	26	100	126	3.9	55-0	155	48	14	46	305	9.5
TOTAL		88-34	1913/21.7	160-383	.418	59-196	.301	120-152	.789	40	200	240	2.7	122-0	202	87	18	71	499	5.7



23

SHARNECCE CURRIE-JELKS

6-2 • FORWARD • SOPHOMORE
JACKSON, TENN. • SOUTHSIDE • UT MARTIN



CAREER HIGHS

Points

30, vs. SEMO (1/5/23)*

Rebounds

15, vs. Troy (11/10/22)*

Assists

3, 2x, last vs. Tenn St. (2/23/23)*

Steals

4, vs. Tennessee St. (2/23/23)*

Blocks

4, vs. Murray St. (11/30/22)*

FG Made

12, vs. SEMO (1/5/23)*

3FG Made

1, 5x, last vs. Morehead St. (3/1/23)*

Minutes

38, 3x, last vs. Morhead St. (3/1/23)*
* - at UT Martin

AT UT MARTIN

FRESHMAN YEAR (2022-23)

Named OVC Freshman of the Year...Tabbed to All-OVC first team and All-Newcomer squad ... earned a pair of OVC Player of the Week selections and set a school record with nine OVC Freshman of the Week honors ... played in 28 games for the Skyhawks while starting 26 contests ... averaged 15.2 points, 6.9 rebounds, 0.8 assists, 1.4 steals and 1.0 blocks in 29.4 minutes per game ... shot 53.9 percent from the field, 23.8 percent from beyond the arc and 73.8 percent from the free throw line ... ranked amongst OVC leaders in scoring (third), field goal percentage (third), blocked shots (third), offensive rebounds (third), rebounding (fifth) and defensive rebounds (t-fifth) ... scored in double figures in 22 games ... posted her best game of the season against Southeast Missouri (Jan. 5) while tallying 30 points and 13 rebounds ... eclipsed 20 points six times and finished the season by scoring in double figures in 11 games ... posted four double-doubles ... eclipsed five rebounds or more in 22 games along with four in double figures ... dished out multiple assists in seven games, including a season-best three assists on three occasions ... posted multiple steals in 14 games, including a season-best four steals against Tennessee State) ... tallied 28 blocks on the season while notching multiple blocks in six games and posting a season-best four blocks against Murray State ... named to Athletic Director's Honor Roll for fall semester.

#23 SHARNECCE CURRIE-JELKS

PREP

Played two years at Southside High School where she played for head coach Brent McNeal ... averaged 12.8 ppg, 9.0 rpg., 2.0 spg. and 2.0 bpg. last season while shooting 56 percent from the field en route to being voted Team MVP ... played two seasons during which time she helped her team to a 56-8 record with two substate appearances ... tallied 780 points and 515 rebounds in her career ... earned a pair of all-district and all-region honors along with being named to both the All-West Tennessee Newcomer Team and All-West Tennessee second team.

PERSONAL


Birth date is May 27 ... daughter of Darrell and Stephanie Jelks ... has two siblings, Francheska and Wesley ... major is exercise science.

2022-23 GAME-BY-GAME

Opponent	Date	gs	min	Total		3-Pointers		Free throws		Rebounds				pf	a	t/o	blk	stl	pts	avg	
				fg-fga	pct	3fg-fga	pct	ft-fa	pct	off	def	tot	avg								
TROY	11/10/22	*	33	7-9	.778	0-0	.000	0-0	.000	4	11	15	15.0	3	0	2	1	0	14	14.0	
ARKANSAS ST.	11/14/22	*	25	0-2	.000	0-0	.000	2-4	.500	3	5	8	11.5	3	0	0	1	0	2	8.0	
at Missouri	11/17/22	*	23	4-7	.571	0-0	.000	0-1	.000	1	3	4	9.0	5	0	1	0	0	8	8.0	
vs Marshall	11/21/22	*	29	5-12	.417	1-2	.500	1-2	.500	2	3	5	8.0	2	0	3	0	1	12	9.0	
vs Norfolk St.	11/22/22	*	26	4-13	.308	0-1	.000	7-8	.875	2	1	3	7.0	4	1	1	0	1	15	10.2	
vs Purdue Fort Wayne	11/23/22	*	23	10-12	.833	1-1	1.000	0-0	.000	2	4	6	6.8	2	2	2	0	2	21	12.0	
MURRAY ST.	11/30/22	*	29	6-12	.500	0-1	.000	1-3	.333	2	7	9	7.1	4	1	4	4	2	13	12.1	
at Vanderbilt	12/04/22	*	29	7-12	.583	0-0	.000	2-2	1.000	3	4	7	7.1	3	0	1	0	2	16	12.6	
at South Dakota St.	12/12/22	*	30	7-13	.538	0-1	.000	0-2	.000	1	3	4	6.8	4	2	0	1	1	14	12.8	
at South Dakota	12/14/22	*	25	10-19	.526	0-1	.000	3-3	1.000	2	2	4	6.5	5	0	2	1	0	23	13.8	
at Missouri St.	12/17/22	*	29	5-14	.357	1-4	.250	3-4	.750	0	6	6	6.5	4	0	5	1	1	14	13.8	
at Little Rock	12/29/22	*	30	2-6	.333	0-1	.000	2-3	.667	0	7	7	6.5	4	3	1	0	0	6	13.2	
MOREHEAD ST.	12/31/22	*	34	6-14	.429	0-1	.000	0-0	.000	3	5	8	6.6	1	2	2	2	1	12	13.1	
SOUTHEAST MISSOURI	01/05/23	*	35	12-15	.800	0-1	.000	6-8	.750	5	8	13	7.1	3	1	1	1	2	30	14.3	
TENNESSEE TECH	01/07/23	*	14	2-3	.667	0-0	.000	1-2	.500	1	0	1	6.7	0	0	1	1	0	5	13.7	
at Southeast Missouri	01/19/23		20	4-7	.571	0-0	.000	0-0	.000	1	4	5	6.6	2	0	3	1	2	8	13.3	
EASTERN ILL.	01/21/23		29	4-14	.286	0-0	.000	0-0	.000	1	7	8	6.6	2	3	5	1	2	8	13.0	
SOUTHERN IND.	01/28/23	*	27	5-10	.500	0-1	.000	4-4	1.000	1	5	6	6.6	3	0	3	2	1	14	13.1	
at SIUE	02/02/23	*	21	5-10	.500	0-1	.000	3-4	.750	3	1	4	6.5	4	1	3	1	1	13	13.1	
at Lindenwood	02/04/23	*	27	8-14	.571	0-0	.000	0-0	.000	4	3	7	6.5	4	0	3	0	2	16	13.2	
at Evansville	02/06/23	*	35	10-17	.588	0-1	.000	6-7	.857	3	3	6	6.5	3	0	3	0	1	26	13.8	
at Eastern Ill.	02/09/23	*	29	4-10	.400	0-0	.000	3-4	.750	5	5	10	6.6	4	2	3	0	1	11	13.7	
LITTLE ROCK	02/11/23	*	37	4-11	.364	0-0	.000	3-3	1.000	2	4	6	6.6	4	1	5	2	3	11	13.6	
SIUE	02/16/23	*	38	11-15	.733	1-2	.500	3-4	.750	3	5	8	6.7	3	0	5	0	2	26	14.1	
at Tennessee Tech	02/18/23	*	36	8-15	.533	0-0	.000	1-4	.250	3	7	10	6.8	4	0	2	1	2	17	14.2	
TENNESSEE ST.	02/23/23	*	38	11-16	.688	0-1	.000	5-6	.833	4	2	6	6.8	2	3	4	2	4	27	14.7	
at Morehead St.	02/25/23	*	33	8-14	.571	0-0	.000	2-2	1.000	1	7	8	6.8	2	5	1	3	18	14.8		
vs Morehead St.	03/01/23	*	38	10-16	.625	1-1	1.000	4-4	1.000	4	5	9	6.9	3	0	3	1	3	25	15.2	
Totals			26	822	179-332	.539	5-21	.238	62-84	.738	66	127	193	6.9	87	22	72	28	39	425	15.2



25



ARIELLE WISNE
6-5 • CENTER • REDSHIRT SENIOR
THORNTON, COLO. • HORIZON

CAREER HIGHS

Points
4, vs. Eastern Kentucky (11/25/20)

Rebounds
3, vs. Eastern Kentucky (11/25/20)

Assists
N/A

Steals
N/A

Blocks
1, 4 times

FG Made
2, vs. Eastern Kentucky (11/25/20)

3FG Made
N/A

Minutes
8, vs. Samford (12/3/20)

HONORS

- Academic All-Big Ten (2022-23)
- Academic All-Big Ten (2021-22)
- Academic All-Big Ten (2020-21)

REDSHIRT JUNIOR YEAR (2022-23)

Saw action in 11 games ... scored buckets against UMass Lowell and Morehead State ... also grabbed two rebounds against Morehead State ... totaled 16 minutes worth of action ... made appearances in the NCAA Tournament against Tennessee Tech and Miami (FL).

REDSHIRT SOPHOMORE YEAR (2021-22)

Appeared in 17 games ... had a season-high two boards against SIU and Ohio State in the Big Ten Tournament ... played a season-high five minutes in the Big Ten Tournament second round against Rutgers ... had a block against the Buckeyes in the semifinal ... saw action in the NCAA Tournament against Charlotte and UConn.

REDSHIRT FRESHMAN YEAR (2020-21)

Played 13 games off the bench ... scored a season-high four points against Eastern Kentucky to go along with three rebounds and a block ... made her Big Ten debut in the league opener against Nebraska ... grabbed two boards against Penn State ... saw action in the NCAA Tournament against VCU and Belmont.

FRESHMAN YEAR (2019-20)

Redshirted her true freshman season to develop her game.

#25 ARIELLE WISNE

PREP

Recorded 6.2 points, 6.6 rebounds and 1.8 blocks per game as a senior to lead Horizon to a 21-5 record and advanced to the state tournament ... named a Colorado All-Star as a senior ... averaged 7.0 rebounds and 3.0 blocks per game as a junior ... helped Horizon to Great Eight all three years and a No. 1 state ranking multiple times as they went undefeated in Front Range League play two years in a row to earn two conference titles ... an All-Conference selection and named the Hawks' Most Improved Player while leading the league in blocks ... played AAU with BC Denver.

PERSONAL

Birthday is May 12 ... daughter of Jerry and Shannon Wisne ... has five siblings; Brock, Anna, Boaz, Alexandra and Briggs ... dad played football and mom was a swimmer at Notre Dame ... graduated in May 2023 with a degree in media ... a non-degree seeking master's student.

2022-23 GAME-BY-GAME

Opponent	Date	GS	MIN	Total		3-Pointers		Free throws		Rebounds				PF	A	TO	BLK	STL	PTS	AVG
				FG-FGA	PCT	3FG-3FGA	PCT	FT-FTA	PCT	OFF	DEF	TOT	AVG							
Vermont	11/08/2022		01:26	0-0	.000	0-0	.000	0-0	.000	0	0	0	0.0	0	0	1	0	0	0	0.0
UMass Lowell	11/11/2022		02:19	1-1	1.000	0-0	.000	0-1	.000	0	1	1	0.5	1	0	0	0	0	2	1.0
Quinnipiac	11/20/2022		01:43	0-0	.000	0-0	.000	0-0	.000	0	0	0	0.3	0	0	0	0	0	0	0.7
Morehead St.	12/18/2022		02:50	1-2	.500	0-0	.000	1-2	.500	2	0	2	0.8	1	0	0	0	0	3	1.3
Wisconsin	01/15/2023		02:51	0-0	.000	0-0	.000	0-0	.000	0	0	0	0.6	0	0	0	0	0	0	1.0
Rutgers	01/29/2023		00:53	0-0	.000	0-0	.000	0-0	.000	0	0	0	0.5	0	0	0	0	0	0	0.8
Iowa	02/09/2023		00:04	0-0	.000	0-0	.000	0-0	.000	0	0	0	0.4	0	0	0	0	0	0	0.7
at Ohio St.	02/13/2023		00:33	0-0	.000	0-0	.000	0-0	.000	0	0	0	0.4	0	0	0	0	0	0	0.6
Purdue	02/19/2023		01:15	0-0	.000	0-0	.000	0-0	.000	0	0	0	0.3	0	0	0	0	0	0	0.6
Tennessee Tech	03/18/2023		02:42	0-0	.000	0-0	.000	0-0	.000	0	1	1	0.4	0	0	0	0	0	0	0.5
Miami (FL)	03/20/2023		00:21	0-0	.000	0-0	.000	0-0	.000	0	0	0	0.4	0	0	0	0	0	0	0.5
Totals		0	16:57	2-3	.667	0-0	.000	1-3	.333	2	2	4	0.4	2	0	1	0	0	5	0.5

Player Averages


Games Played	Minutes/game	Points/game	FG Pct	3FG Pct	FT Pct	Rebounds/game	Assists/game	Turnovers/game	Assist/Turnover ratio	Steals/game	Blocks/game
11	1.5	0.5	66.7	0.0	33.3	0.4	0.0	0.1	0.0	0.0	0.0

CAREER STATS

SEASON TEAM	GP-GS	MIN	AVG	Field Goals		3-Point		F-Throws		Rebounds				Scoring						
				FG-FGA	FG%	3FG-3FGA	3FG%	FT-FTA	FT%	OFF	DEF	TOT	AVG	PF-FO	A	TO	BLK	STL	PTS	AVG
2020-21	IND	13-0	39/3.0	2-6	.333	0-0	.000	0-0	.000	4	5	9	0.7	9-0	0	3	3	0	4	0.3
2021-22	IND	17-0	46/2.7	0-1	.000	0-0	.000	0-0	.000	3	4	7	0.4	7-0	0	3	1	0	0	0.0
2022-23	IND	11-0	17/1.5	2-3	.667	0-0	.000	1-3	.333	2	2	4	0.4	2-0	0	1	0	0	5	0.5
TOTAL		41-0	103/2.5	4-10	.400	0-0	.000	1-3	.333	9	11	20	0.5	18-0	0	7	4	0	9	0.2



33



SYDNEY PARRISH

6-2 • GUARD • SENIOR

FISHERS, IND. • HAMILTON SOUTHEASTERN • OREGON

HONORS

All-Big Ten Honorable Mention (2022-23)

Pac-12 Freshman of the Week (Dec. 21, 2020)

JUNIOR YEAR (2022-23)

Played in all 32 games, making 26 starts ... averaged 12.0 points, 5.4 rebounds, 1.8 assists and 1.6 steals per game ... shot 44.8 percent from the floor and 36.7 percent from the 3-point line ... had four double-doubles ... scored in double figures 23 times ... was second on the team with 55 made 3-pointers and recorded multiple triples in 19 games ... led the team with 50 steals ... also shot 71.4 percent at the free throw line ... averaged 29.1 minutes per outing ... came off the bench in her first six games and had multiple steals in 12 games ... made her IU debut against Vermont with eight points, four steals and four rebounds ... added nine points and eight rebounds against UMass Lowell ... scored in double figures for the first time at No. 11/4 Tennessee with 13 points, five assists, four rebounds and two steals ... posted her first double-double of the season with 11 points and 10 boards against Bowling Green ... put up 16 points, nine rebounds, three steals and three assists in a win over Auburn in the Las Vegas Invitational ... it started a 12-game double figure scoring streak which extended into IU's win over Memphis in Las Vegas with 10 points, seven rebounds, four assists, a block and a steal ... recorded a season-high 24 points, including four 3-pointers, six rebounds and two blocks in a win over No. 6 UNC in the ACC/Big Ten Challenge ... in the Big Ten opener, she posted a double-double of 12 points and 10 rebounds along with four steals in a win over Illinois ... followed that performance where she tied a team-high 18 points,

CAREER HIGHS

Points

26, at Portland (12/04/21)*

Rebounds

11, vs. McNeese (12/13/21)*

Assists

6, vs. McNeese (12/13/21)*

Steals

5, at Minnesota (2/1/23)

Blocks

4, last vs. Michigan St. (3/3/23)

FG Made

10, at Portland (12/4/21)*

3FG Made

7, at California (1/9/22)*

Minutes

41, vs. Nebraska (1/1/23)

* - at Oregon

#33 • SYDNEY PARRISH

seven rebound, three assists effort at Penn State ... added 12 points, three rebounds and three steals over Morehead State ... in the non-conference finale, scored 10 points and four rebounds versus Butler ... had 10 points and four assists at Michigan State ... hit three 3-pointers for 16 points, seven rebounds, three assists and two steals in an overtime win where she played 41 minutes against Nebraska ... went for 12 points, eight rebounds and four steals in a victory at Northwestern ... shot 53.8 percent with three triples for a team-high 18 points, four rebounds, three steals and a block in a win over No. 9/11 Maryland ... had eight points and four rebounds at No. 21/24 Illinois ... in a win at No. 14/16 Michigan, went 3-for-6 from the 3-point line for 12 points, five rebounds and two assists ... helped IU defeat No. 2/5 Ohio State with a double-double of 12 points and 11 rebounds to go along with four assists, a block and a steal ... shot 50 percent from the floor including a 50 percent clip from the 3-point line where she scored 17 points, six points and two assists against Rutgers ... went 8-for-12 from the field and 3-for-4 from long range for 23 points, eight rebounds and a season-high five steals at Minnesota ... tied a team-high 15 points at Purdue ... in a victory over No. 6/6 Iowa, had nine points, two rebounds and two assists ... helped Indiana keep the Barn Burner Trophy scored 13 points and 10 rebounds ... in the regular season finale, recorded 18 points and five rebounds at No. 5/6 Iowa ... had 10 points in the Big Ten Tournament semifinal against Ohio State ... put up a team-high 19 points and eight rebounds in the NCAA Tournament first round win over Tennessee Tech.

AT OREGON SOPHOMORE YEAR (2021-22)

Played in 23 games, making a pair of starts ... averaged 6.0 points, 2.7 rebounds and shot 36.7 percent from the floor ... posted a 81.2 percent clip from the free throw line ... scored in double figures 11 times ... hit multiple 3-pointers in 13 games ... finished 10th in 3-point field goals made in the Pac 12 (52) ... went 5-for-10 from the floor for 12 points with four steals in a win over Dixie State ... had 18 points and six rebounds in a win over Oklahoma ... in the Battle For Atlantis, she had eight points and four rebounds against No. 1 South Carolina and 7-for-10 for 15 points against USF ... scored a season-high 26 points against Portland where she went 10-for-14 from the floor and 5-for-8 from beyond the arc where she also played 36 minutes ... posted a double-double against McNeese State with 21 points and 11 rebounds while adding six assists, three steals and a block ... hit a season-high seven triples at Cal to tally 21 points and five rebounds ... added 13 points in a win at Utah ... her 11 points, three steals and two rebounds helped the Ducks beat Oregon State ... recorded 13 points and six points against Stanford in 37 minutes of action ... went 7-for-11 from the floor and 4-for-8 from the 3-point line for 18 points with five rebounds and four assists in a season sweep of the Utes.

FRESHMAN YEAR (2020-21)

Appeared in 23 of Oregon's 24 games as a true freshman, making two starts ... Averaged 6.0 points and 2.7 rebounds per game while shooting 33.6 percent (45-of-134) from the floor and 33.3 percent (22-of-66) from three-point range ... Five double-figure scoring performances ... Named the Pac-12 freshman of the week on Dec. 21 after shining with a career-high 18 points on 7-of-12 shooting - 4-of-8 from beyond the arc - in a win at Washington on Dec. 19 ... Seven points, four rebounds and two steals in collegiate debut vs. Seattle U (Nov. 28) ... First career double-digit scoring game vs. Utah (Dec. 6), going 5-of-9 from the floor for 12 points ... Led Oregon with 14 points and three steals at No. 1 Stanford (Jan. 8) ... Went 4-of-8 overall and 3-of-6 from three-point range for 12 points on Jan. 24 vs. Washington ... Led the Ducks to a bounce-back win at USC on Feb. 21 with 17 points and a career-high four steals, going 5-of-9 from the floor and 4-of-6 from deep ... Five points in first career Pac-12 Tournament game on March 4 vs. Oregon State ... Appeared in all three NCAA Tournament games during Oregon's Sweet Sixteen run, putting up four points and four rebounds in the opening round vs. South Dakota (March 22).

PREP

Rated as a five five-star recruit and a consensus top-30 recruit by Blue Star, Prospect Nation and ASGR ... 2020 Indiana Miss Basketball as well as a McDonalds all-American and Jordan Brand Classic selection as a senior ... 2020 Indiana Miss Basketball as well as a McDonalds all-American and Jordan Brand Classic selection as a senior ... Averaged 24.8 points, 8.0 rebounds and 2.4 steals per game as a senior, guiding Hamilton Southeastern High School to a 22-2 regular-season record and a trip to the sectional title game ... Scored 30 or more points eight times as a senior while racking up eight double-doubles ... Led HSE to the Indiana Class 4-A State title as a junior after averaging 21.0 points per game - including 30 points and 10 rebounds in the Royals' state championship game victory - en route to winning 2019 Indiana Gatorade State player of the year ... Also averaged 6.9 rebounds, 2.5 assists and 1.9 steals per game as a junior ... A 2020 IBCA Senior Supreme All-State selection and a two-time IBCA Underclass Supreme All-State selection ... Burst onto the high school scene with 16.2 points per game as a freshman and 15.7 points per game as a sophomore ... Finished high school career as HSE's all-time leading scorer and Hamilton County's all-time leading girls scorer.

PERSONAL

Birth date is Oct. 10 ... daughter of Shawn and Aimee Parrish ... dad played basketball at Ball State, mom played basketball at Valparaiso and sister Lauryn swam at Kansas ... major is sport media.

#33 • SYDNEY PARRISH

2022-23 GAME-BY-GAME

Opponent	Date	GS	MIN	Total		3-Pointers		Free throws		Rebounds			PF	A	TO	BLK	STL	PTS	AVG		
				FG-FGA	PCT	3FG-3FGA	PCT	FT-FTA	PCT	OFF	DEF	TOT								AVG	
Vermont	11/08/2022		22:19	3-7	.429	1-4	.250	1-2	.500	1	3	4	4.0	2	0	1	4	8	8.0		
vs Mass Lowell	11/11/2022	*	17:27	3-7	.429	0-3	.000	3-6	.500	1	7	8	6.0	1	1	0	0	1	9	8.5	
at Tennessee	11/14/2022	*	27:31	3-9	.333	2-7	.286	5-8	.625	3	1	4	5.3	4	5	2	0	2	13	10.0	
Bowling Green	11/17/2022	*	18:33	5-9	.556	1-4	.250	0-0	.000	2	8	10	6.5	2	1	2	0	0	11	10.3	
Quinnipiac	11/20/2022	*	23:53	1-7	.143	1-3	.333	1-2	.500	2	0	2	5.6	4	3	1	1	3	4	9.0	
vs Auburn	11/25/2022	*	36:08	4-9	.444	2-5	.400	6-6	1.000	2	7	9	6.2	5	3	2	0	3	16	10.2	
vs Memphis	11/26/2022	*	34:51	3-7	.429	1-4	.250	3-6	.500	3	4	7	6.3	4	4	2	1	1	10	10.1	
North Carolina	12/01/2022	*	35:57	9-15	.600	4-7	.571	2-3	.667	0	6	6	6.3	3	1	1	0	2	24	11.9	
Illinois	12/04/2022	*	39:19	3-8	.375	2-4	.500	4-6	.667	0	10	10	6.7	3	2	0	2	4	12	11.9	
at Penn St.	12/08/2022	*	33:45	7-13	.538	2-4	.500	2-2	1.000	2	5	7	6.7	3	3	4	0	0	18	12.5	
Morehead St.	12/18/2022	*	20:54	5-10	.500	1-3	.333	1-2	.500	0	3	3	6.4	1	1	1	3	12	12.5		
Butler	12/21/2022	*	33:28	4-8	.500	2-4	.500	0-0	.000	1	3	4	6.2	2	1	3	0	1	10	12.3	
at Michigan St.	12/29/2022	*	35:31	4-10	.400	1-4	.250	1-2	.500	1	1	2	5.8	5	4	2	0	1	10	12.1	
Nebraska	01/01/2023	*	41:16	5-12	.417	3-9	.333	3-3	1.000	0	7	7	5.9	2	3	2	0	2	16	12.4	
at Northwestern	01/08/2023	*	21:36	3-10	.300	1-5	.200	5-6	.833	3	5	8	6.1	4	1	1	0	4	12	12.3	
Maryland	01/12/2023	*	28:46	7-13	.538	3-7	.429	1-2	.500	0	4	4	5.9	5	0	4	1	3	18	12.7	
Wisconsin	01/15/2023	*	24:05	4-7	.571	2-5	.400	0-0	.000	1	3	4	5.8	3	1	1	2	10	12.5		
at Illinois	01/18/2023	*	31:22	3-7	.429	2-5	.400	0-0	.000	0	4	4	5.7	4	1	0	0	0	8	12.3	
at Michigan	01/23/2023	*	29:37	4-11	.364	3-6	.500	1-4	.250	1	4	5	5.7	3	2	0	2	0	12	12.3	
Ohio St.	01/26/2023	*	31:46	4-9	.444	1-5	.200	3-4	.750	1	10	11	6.0	4	4	1	1	1	12	12.3	
Rutgers	01/29/2023	*	33:16	5-10	.500	3-6	.500	4-4	1.000	0	6	6	6.0	2	2	1	1	1	17	12.5	
at Minnesota	02/01/2023	*	28:38	8-12	.667	3-4	.750	4-5	.800	3	5	8	6.0	5	2	3	1	5	23	13.0	
at Purdue	02/05/2023	*	31:36	4-12	.333	2-8	.250	5-6	.833	2	1	3	5.9	2	0	3	1	1	15	13.0	
Iowa	02/09/2023	*	21:27	3-5	.600	2-2	1.000	1-2	.500	0	2	2	5.8	5	2	4	1	1	9	12.9	
at Ohio St.	02/13/2023	*	20:28	1-5	.200	1-4	.250	0-0	.000	0	2	2	5.6	2	3	1	0	1	3	12.5	
Michigan	02/16/2023	*	24:40	1-5	.200	0-1	.000	1-1	1.000	1	1	2	5.5	3	1	2	0	1	3	12.1	
Purdue	02/19/2023	*	31:32	4-9	.444	0-4	.000	5-5	1.000	3	7	10	5.6	1	0	1	0	1	0	13	12.1
at Iowa	02/26/2023	*	33:15	6-12	.500	3-7	.429	3-3	1.000	2	3	5	5.6	4	2	3	0	1	18	12.4	
vs Michigan St.	03/03/2023	*	29:18	2-7	.286	2-6	.333	0-0	.000	0	4	4	5.6	4	3	4	1	6	12.1		
vs Ohio St.	03/04/2023	*	26:56	3-4	.750	2-2	1.000	2-2	1.000	0	2	2	5.4	3	0	4	1	0	10	12.1	
Tennessee Tech	03/18/2023	*	30:43	7-14	.500	2-6	.333	3-4	.750	1	7	8	5.5	3	2	2	1	1	19	12.3	
Miami (FL)	03/20/2023	*	30:00	2-7	.286	0-2	.000	0-2	.000	0	3	3	5.4	5	1	0	0	0	4	12.0	
Totals		26	929:54	130-290	.448	55-150	.367	70-98	.714	36	138	174	5.4	103	59	57	22	50	385	12.0	

Player Averages

Games Played	Minutes/game	Points/game	FG Pct	3FG Pct	FT Pct	Rebounds/game	Assists/game	Turnovers/game	Assist/Turnover ratio	Steals/game	Blocks/game
32	29.1	12.0	44.8	36.7	71.4	5.4	1.8	1.8	1.0	1.6	0.7

CAREER STATS

SEASON	TEAM	GP-GS	MIN/AVG	Field Goals		3-Point		F-Throws		Rebounds			PF-FO			Scoring				
				FG-FGA	FG%	3FG-3FGA	3FG%	FT-FTA	FT%	OFF	DEF	TOT	AVG	PF-FO	A	TO	BLK	STL	PTS	AVG
2020-21	Oregon	23-2	387/16.8	45-134	.336	22-66	.333	26-29	.897	17	46	63	2.7	29-0	15	15	8	23	138	6.0
2021-22	Oregon	32-32	789/24.7	95-247	.385	52-147	.354	30-40	.750	30	76	106	3.3	70-0	32	46	7	31	272	8.5
2022-23	IND	32-26	930/29.1	130-290	.448	55-150	.367	70-98	.714	36	138	174	5.4	103-6	59	57	22	50	385	12.0
TOTAL FOR IND		32-26	930/29.1	130-290	.448	55-150	.367	70-98	.714	36	138	174	5.4	103-6	59	57	22	50	385	12.0
TOTAL		87-60	2106/24.2	270-671	.402	129-363	.355	126-167	.754	83	260	343	3.9	202-6	106	118	37	104	795	9.1



52



LILLY MEISTER
6-3 • FORWARD • SOPHOMORE
ROCHESTER, MINN. • JOHN MARSHALL

CAREER HIGHS

Points
10, vs UMass Lowell (11/11/22)

Rebounds
8, vs Morehead St. (12/18/22)

Assists
1, 5 times

Steals
2, vs Morehead St. (12/18/22)

Blocks
3, vs Tennessee Tech (3/18/23)

FG Made
4, vs UMass Lowell (11/11/22)

3FG Made
N/A

Minutes
20, vs Tennessee Tech (3/18/23)

FRESHMAN YEAR (2022-23)

Appeared in 31 games, making one start ... shot 63 percent from the floor and averaged 6.4 minutes per game ... had a bucket in 17 games ... made her lone start in the NCAA Tournament against Tennessee Tech ... scored a season-high 10 points against UMass Lowell where she also had four rebounds, an assists, block and steal ... had six points in a win over Bowling Green where she went 3-for-4 from the floor ... added four points in the victory against Quinnipiac ... in her Big Ten debut, scored a basket at Penn State ... played 15 minutes and went 3-for-5 for seven points along with eight rebounds and two steals versus Morehead State ... scored buckets at Northwestern and at home against No. 9/11 Maryland ... had a Big Ten high eight points with two rebounds against Wisconsin ... playing 10 minutes at No. 14/16 Michigan, came off the bench for four points, six rebounds and two blocks ... came in for five rebounds and two points in a win over No. 2/5 Ohio State ... shot a perfect 3-for-3 for seven points and three rebounds against No. 12/13 Michigan ... in the Big Ten Tournament semifinal against Ohio State, added six points and seven rebounds ... made her first career start in the NCAA Tournament versus Tennessee Tech where she scored seven points, had a season-high three blocks and four rebounds ... scored in IU's second round game against Miami (FL).

PREP

Became the second player in John Marshall history to score over 2,000 points and was named the Post Bulletin Girls Basketball Player of the Year as a senior ... averaged 22.3 points, 11.5 rebounds and 2.3 assists

#52 LILLY MEISTER

per game as a senior ... helped John Marshall advance to the section championship game in 2022 ... is a four-time all-conference and all-area first team selection and was a 2021 All-State honorable mention and 2022 First Team All-State honoree ... averaged 22 points and 11 rebounds as a junior ... during her freshman season, she helped John Marshall to a conference championship. ... rated as the No. 87 by Collegiate Girls Basketball Report and No. 86 recruit by All Star Girls Report ... played AAU with Minnesota Fury.

PERSONAL

Birth date is May 16 ... daughter of Kurt and Angie Meister ... has two siblings, Lincoln, who plays basketball at Minnesota-Duluth and a sister, Alayna ... parents both played college basketball at South Dakota State ... major is merchandising.

#52 LILLY MEISTER

2022-23 GAME-BY-GAME

Opponent	Date	GS	MIN	Total		3-Pointers		Free throws		Rebounds				PF	A	TO	BLK	STL	PTS	AVG	
				FG-FGA	PCT	3FG-3FGA	PCT	FT-FTA	PCT	OFF	DEF	TOT	AVG								
Vermont	11/08/2022		07:06	0-2	.000	0-0	.000	1-2	.500	4	0	4	4.0	1	1	0	0	0	1	1.0	
UMass Lowell	11/11/2022		15:27	4-6	.667	0-0	.000	2-3	.667	2	2	4	4.0	1	1	3	1	1	10	5.5	
at Tennessee	11/14/2022		01:47	0-0	.000	0-0	.000	0-0	.000	0	0	0	2.7	2	0	0	0	0	3.7		
Bowling Green	11/17/2022		07:39	3-4	.750	0-0	.000	0-0	.000	0	0	0	2.0	2	0	1	0	6	4.3		
Quinnipiac	11/20/2022		06:45	1-2	.500	0-0	.000	2-2	1.000	1	0	1	1.8	0	0	0	1	4	4.2		
vs Auburn	11/25/2022		00:01	0-0	.000	0-0	.000	0-0	.000	0	0	0	1.5	1	0	0	0	0	3.5		
vs Memphis	11/26/2022		02:58	0-0	.000	0-0	.000	0-0	.000	0	0	0	1.3	0	0	0	0	0	3.0		
North Carolina	12/01/2022		02:25	0-0	.000	0-0	.000	0-0	.000	0	1	1	1.3	0	0	0	0	0	2.6		
Illinois	12/04/2022		04:48	0-0	.000	0-0	.000	0-0	.000	0	1	1	1.2	2	0	0	0	0	2.3		
at Penn St.	12/08/2022		05:24	1-2	.500	0-0	.000	0-0	.000	0	0	0	1.1	1	0	0	0	2	2.3		
Morehead St.	12/18/2022		15:37	3-5	.600	0-0	.000	1-2	.500	3	5	8	1.7	0	1	1	0	2	7	2.7	
Butler	12/21/2022		04:23	0-0	.000	0-0	.000	0-0	.000	0	2	2	1.8	1	0	1	0	0	2.5		
Nebraska	01/01/2023		01:37	0-0	.000	0-0	.000	0-0	.000	0	0	0	1.6	0	0	0	0	0	2.3		
at Northwestern	01/08/2023		07:07	1-3	.333	0-0	.000	0-0	.000	1	2	3	1.7	1	0	0	0	2	2.3		
Maryland	01/12/2023		03:11	1-1	1.000	0-0	.000	0-0	.000	0	1	1	1.7	0	0	0	1	0	2.3		
Wisconsin	01/15/2023		10:06	3-4	.750	0-0	.000	2-3	.667	1	1	2	1.7	1	0	0	1	0	8	2.6	
at Illinois	01/18/2023		04:52	1-1	1.000	0-0	.000	0-0	.000	1	0	1	1.6	2	0	0	0	0	2	2.6	
at Michigan	01/23/2023		10:38	1-3	.333	0-0	.000	2-2	1.000	2	4	6	1.9	2	0	2	0	4	2.7		
Ohio St.	01/26/2023		05:32	0-0	.000	0-0	.000	2-2	1.000	2	3	5	2.1	1	0	0	0	0	2	2.6	
Rutgers	01/29/2023		06:35	0-0	.000	0-0	.000	0-0	.000	0	2	2	2.1	4	1	0	0	0	2.5		
at Minnesota	02/01/2023		07:38	1-1	1.000	0-0	.000	0-0	.000	0	0	0	2.0	5	0	1	1	0	2	2.5	
at Purdue	02/05/2023		05:56	0-0	.000	0-0	.000	0-0	.000	0	2	2	2.0	0	0	0	0	0	2.4		
Iowa	02/09/2023		03:32	0-0	.000	0-0	.000	1-2	.500	1	0	1	1.9	0	0	0	0	0	1	2.3	
at Ohio St.	02/13/2023		07:18	0-0	.000	0-0	.000	0-0	.000	1	4	5	2.0	1	0	0	0	0	2.2		
Michigan	02/16/2023		06:12	3-3	1.000	0-0	.000	1-1	1.000	1	2	3	2.1	1	0	1	0	1	7	2.4	
Purdue	02/19/2023		04:00	0-0	.000	0-0	.000	0-0	.000	0	1	1	2.0	0	0	0	0	0	2.3		
at Iowa	02/26/2023		02:37	0-0	.000	0-0	.000	0-0	.000	0	0	0	2.0	0	0	0	0	0	2.2		
vs Michigan St.	03/03/2023		03:21	0-0	.000	0-0	.000	0-0	.000	1	1	2	2.0	2	0	1	0	0	0	2.1	
vs Ohio St.	03/04/2023		09:18	2-4	.500	0-0	.000	2-3	.667	5	2	7	2.1	4	0	0	2	0	6	2.3	
Tennessee Tech	03/18/2023	*	20:15	3-4	.750	0-0	.000	1-1	1.000	0	4	4	2.2	1	1	3	0	7	2.4		
Miami (FL)	03/20/2023		04:36	1-1	1.000	0-0	.000	0-0	.000	0	0	0	2.1	1	0	0	0	0	2	2.4	
Totals			1	198:39	29-46	.630	0-0	.000	17-23	.739	26	40	66	2.1	37	5	13	11	5	75	2.4

Player Averages

Games Played	Minutes/game	Points/game	FG Pct	3FG Pct	FT Pct	Rebounds/game	Assists/game	Turnovers/game	Assist/Turnover ratio	Steals/game	Blocks/game
31	6.4	2.4	63.0	0.0	73.9	2.1	0.2	0.4	0.4	0.2	0.4

CAREER STATS


SEASON	TEAM	GP-GS	MIN	Field Goals		3-Point		F-Throws		Rebounds				Scoring						
				FG-FGA	FG%	3FG-3FGA	3FG%	FT-FTA	FT%	OFF	DEF	TOT	AVG	PF	FO	A	TO	BLK	STL	PTS
2022-23	IND	31-1	199/6.4	29-46	.630	0-0	.000	17-23	.739	26	40	66	2.1	37-1	5	13	11	5	75	2.4
TOTAL		31-1	199/6.4	29-46	.630	0-0	.000	17-23	.739	26	40	66	2.1	37-1	5	13	11	5	75	2.4



54

MACKENZIE HOLMES

6-3 • FORWARD • GRADUATE STUDENT
GORHAM, MAINE • GORHAM



CAREER HIGHS

Points

33, at Ohio St. (2/13/23)

Rebounds

19, vs Western Mich (12/19/21)

Assists

4, vs Purdue (3/6/21)

Steals

6, at Illinois (1/18/23)

Blocks

7, vs Eastern KY. (11/25/20)

FG Made

15, at Ohio St. (2/13/23)

3FG Made

2, vs NC State (12/02/21)

Minutes

39, vs Nebraska (1/1/23)

HONORS

- Associated Press All-America First Team (2022-23)
- USWBA All-America First Team (2022-23)
- WBCA All-America First Team (2022-23)
- Honda Sports Award Finalist For Women's Basketball (2023)
- Big Ten Defensive Player of the Year (2022-23)
- All-Big Ten First Team (2022-23)
- Wooden Award finalist and All-American (2023)
- Naismith Trophy semifinalist (2023)
- Lisa Leslie Award finalist (2023)
- Wade Trophy finalist (2023)
- Big Ten Player of the Week (11/28/22, 1/2/23, 1/30/23, 2/20/23)
- CSC Academic All-America First Team (2022-23)
- Academic All-Big Ten (2022-23)
- WBCA All-American Honorable Mention (2022)
- All-Big Ten Second Team (2021-22)
- Lisa Leslie Award Top 10 watch list (2022)
- Naismith Trophy midseason Top 20 (2022)
- Wooden Award midseason Top 25 (2022)
- Wade Trophy midseason watch list (2022)
- Academic All-Big Ten (2021-22)
- Big Ten Player of the Week (11/15/21, 12/13/21)
- The Athletic preseason All-American Honorable Mention (2021-22)
- Associated Press All-American Honorable Mention (2021)
- NCAA Tournament All-Region Team (2021)

#54 • MACKENZIE HOLMES

All-Big Ten First Team (Coaches and Media, 2020-21)
All-Big Ten Defensive Team (Media, 2020-21)
Big Ten Player of the Week (3/7/21)
Academic All-Big Ten (2020-21)
Big Ten Distinguished Scholar (2020-21)
Big Ten All-Freshman Team (2019-20)
Big Ten Freshman of the Week (11/12/19, 12/30/19, 1/20/20)

CAREER

Currently ranks fourth all-time in scoring (1,897), second in blocked shots (208) and eight in rebounds (774) ... became the program's first First Team All-American by any organization.

SENIOR YEAR (2022-23)

Started and appeared in 31 games ... averaged a team-high 22.3 points, 7.3 rebounds and 1.9 blocks per game ... shot 68.0 percent from the floor, which led the Big Ten and ranks first all-time in a single season in program history ... in single season records, she set the records with 281 field goals made and 68.0 field goal percentage, second with 692 points scored and 22.3 points per game, and seventh with 58 blocked shots ... became the program's first Big Ten Defensive Player of the Year while earning All-Big Ten first team honors for the first time ... is the program's first three-time first team All-American from the Associated Press, USWBA and WBCA ... named a finalist for the Wade Trophy and Wooden Award for national player of the year and was a semifinalist for the Naismith Award ... recorded a team-high nine double-doubles, six of which occurred in Big Ten play and ranks tied for eighth in a single season ... scored in double figures in all 31 appearances ... led the team in scoring in 25 games and rebounding in 14 times ... recorded 15 games with multiple blocks ... shot 71.5 percent at the free throw line ... had the program's first 30-10 double-double since 2002 ... shot 75 percent or better on 11 occasions ... in the season opener against Vermont, went 7-for-9 from the floor and scored 16 points ... against UMass Lowell, played just 16 minutes where she scored 17 points, five rebounds, two blocks and two assists ... went 7-for-12 from the floor at No. 11/4 Tennessee and had her first double-double of the season with 16 points and 10 rebounds ... added 16 points and eight boards against Bowling Green ... had 16 points versus Bowling Green ... led the team with 22 points to go along with seven rebounds and three blocks against Quinnipiac and started a five-game streak scoring 20 points or more... went a perfect 10-for-10 against Auburn in the Las Vegas Invitational and 6-for-6 at the line for 26 points and 12 rebounds ... turned around the next day and went 12-for-15 from the field for 27 points and five rebounds against Memphis to close out the Las

Vegas Invitational ... recorded 25 points, five rebounds, tied a season-high three assists and a block in the ACC/Big Ten Challenge win over No. 6 UNC ... in the Big Ten opener, scored a team-high 23 points in the win over Illinois where she added six rebounds and four blocks ... had a double-double at Penn State with 18 points and 10 rebounds ... went 4-for-6 from the field and 4-for-4 at the line against Morehead State ... her 21 points were a team-high in the non-conference finale against Butler to go along with seven rebounds, three assists, a block and a steal ... scored 32 points and 12 rebounds against Michigan State where she went 12-for-17 from the floor and 8-for-10 from the line and started a streak of four-straight double-doubles ... played in 39 minutes in an overtime win against Nebraska where she scored 22 points, 10 rebounds, three assists and a season-high five blocks ... set a season-high 13 rebounds, including a season-high five offensive boards, along with 24 points on 10-for-14 from the floor in a win at Northwestern ... posted 15 points and 10 rebounds in a win over No. 9/11 Maryland to go along with two assists and a block ... shot 73.3 percent (11-for-15) for 29 points and eight rebounds where she also went 7-for-9 from the line in a win over Wisconsin ... had her second 30-10 double-double at No. 21/24 Illinois where she recorded 30 points and 10 rebounds with two assists and a block ... helped IU defeat No. 14/16 Michigan with a 25 point, 10 rebound double-double ... her team-high 26 points led IU to a win over No. 2/5 Ohio State at home ... had 26 points against Rutgers ... was efficient in a victory at Minnesota where she connected on 12-of-14 shots from the floor and had four blocks ... against in-state rival Purdue, went 6-for-7 and made a 3-pointer along with five rebounds and two blocks ... in 36 minutes of action against No. 5/6 Iowa, poured in 24 points, six rebounds and four steals ... recorded a career-high 33 points in a win at No. 13/12 Ohio State where she went 15-for-18 from the floor, which is second all-time in a single game at IU ... tied a season-high five blocks to go along with 27 points versus No. 12/13 Michigan ... IU captured the Barn Burner Trophy for the seventh-straight time thanks to her 90.9 percent clip from the floor for 20 points, seven rebounds, four blocks and three steals ... capped off the regular season with a 21-point effort at No. 6/6 Iowa with six rebounds, two assists, a block and steal ... kicked off the postseason with 27 points with five rebounds, two blocks and two steals in the Big Ten Tournament quarterfinals against Michigan State ... had 12 points and seven rebounds in the semifinals against Ohio State ... didn't play in the NCAA first round against Tennessee Tech ... had a team-high 22 points, nine rebounds and tied a season-high three assists against Miami (FL) in the second round.

#54 • MACKENZIE HOLMES

JUNIOR YEAR (2021-22)

Played and started in 25 games ... averaged 15.2 points and shot 60 percent from the floor ... also averaged a team-high 7.0 rebounds, 1.7 blocks and shot 80.8 percent at the free throw line ... also shot 40 percent from the 3-point line ... tied a team-high three double-doubles and scored in double figures in 22 of her 25 appearances ... posted four double figure rebounding games ... scored 20 or more points in five games ... was Indiana's leading scorer in 12 games ... led Indiana with 29 points, seven rebounds and two steals in a win over No. 13 Kentucky ... had an 11-for-15 performance from the floor for 22 points in a win over Norfolk State ... grabbed 10 boards and two blocks along with six points against No. 5/7 Stanford ... posted a double-double of 14 points and 11 rebounds against Miami (FL) ... in the Big Ten/ACC Challenge, scored a team-high 24 points against No. 2/3 NC State ... went 70 percent from the floor for 16 points, six rebounds and two blocks in the Big Ten opener against Penn State ... post-back-to-back season-high block games with five against Fairfield and at No. 20/21 Ohio State ... against the Stags, dropped 23 points on a 90 percent clip with five rebounds and went 5-for-5 at the line ... scored a career-high in the win against the Buckeyes with 30 points along with seven rebounds ... set a career-high with 19 rebounds and 17 points in the victory over Western Michigan and added four blocks ... in the non-conference finale against SIU, tied teammate Grace Berger for a team-high 18 points and team-high seven rebounds ... posted a double-double of 15 points and 14 rebounds in a win over No. 6/8 Maryland ... had 16 points and eight rebounds in a win at Wisconsin ... missed eight games from Jan. 13-Feb. 17 with an injury ... scored in double figures in the last nine games of the season starting with a 13 point effort in the regular season finale at No. 13/13 Maryland ... recorded 11 points, five rebounds and three blocks in the Big Ten Tournament second round against Rutgers ... led with 17 points as Indiana knocked off Maryland in the quarterfinals ... posted 12 points in the semifinals to beat top seed Ohio State ... in the Big Ten Tournament championship game, had 11 points and seven rebounds ... helped IU secure its highest seed at No. 3 in the NCAA Tournament where she led the team in rebounding in all three games ... scored a team-high 19 points and eight rebounds in the victory over Charlotte in the first round ... grabbed a team-high eight rebounds, four blocks and had 10 points in the win over Princeton ... put up 12 points, six rebounds and two blocks in the regional semifinal against UConn.

SOPHOMORE YEAR (2020-21)

Started in all 27 games ... team's leading scorer with 17.8 points ... team's leading rebounder with 7.6 boards per

game ... became the program's first Associated Press All-American honoree (honorable mention) ... team's and Big Ten's block leader with 81 on the season (3.0 per game), which ranks second in a single season at IU ... finished the season ranked seventh in the NCAA in total blocks and blocks per game ... shot 60.7 percent from the floor, which ranks fourth in a single season at IU and finished fifth in the country in field goal percentage ... notched seven double-doubles ... recorded double figures 24 games, scored 20 points or more on 10 occasions and totaled 480 points ... led the team in scoring 12 times ... in the season opener against EKU, went 13-for-13 to set a new school record for single game field goal percentage and ties for fourth in single game field goals made ... also set a new career single game blocks mark with seven against the Colonels ... posted first double-double of the season at No. 11 Kentucky with 16 points and 11 rebounds ... scored in double figures in 12 consecutive games from Dec. 20-Feb. 10 ... had 19 points in a win at Minnesota ... recorded her first double-double at No. 14 Maryland where she finished with 18 points and 11 rebounds ... set a new career-high 27 points at Penn State on 10-for-12 shooting from the floor to go along with six rebounds and five blocks ... put up 20-plus points in road wins at Purdue (20 points) and at No. 21 Northwestern (22 points) ... posted back-to-back double-doubles against the Wildcats and against Ohio State with 17 points, 10 rebounds ... had back-to-back 25 point games at Iowa and against Penn State ... helped IU beat the Hawkeyes in Iowa City for the first time since 1994 as she also added 13 rebounds ... ended the season with nine-straight double figure scoring games starting at Wisconsin where she had 23 points, nine rebounds and five blocks ... her effort at No. 14 Ohio State with 17 points, eight rebounds, four blocks and two steals helped the Hoosiers end a decade-long drought against the Buckeyes ... went 11-for-13 for 22 points and 11 rebounds in a win over Iowa ... compiled a 12-for-15 clip against Purdue in the Barn Burner Trophy game for 26 points, nine rebounds, three blocks and two steals ... averaged 15.8 points and 6.5 rebounds in the NCAA Tournament ... had 14 points, seven rebounds and five blocks against VCU ... scored 13 points and seven boards against Belmont and tallied 16 points on 8-for-13 shooting against top seeded North Carolina State ... led the team in the Elite Eight with 20 points and eight rebounds.

FRESHMAN YEAR (2019-20)

Played in all 32 games, making two starts ... earned a spot on the five-player Big Ten All-Freshman team, the seventh player in IU history ... was a three-time Big Ten Freshman of the Week, the first time a player has earned the weekly award three times in school history ... shot 63.4 percent from the field which set a new school

#54 • MACKENZIE HOLMES

record, besting the former record of 61.1 percent set by Jenny Dittfach in 1995-96 ... went 144-for-227 from the field ... averaged 10.8 points and 5.2 rebounds per game in her first season at Indiana ... scored in double figures 18 times ... had one double-double with a season-high 10 rebounds and 19 points in a comeback win over Wisconsin in overtime ... ranked fifth amongst freshmen in the Big Ten in scoring, second in rebounding and tied for the lead in blocked shots (0.9 per game) ... led the team in scoring in five games ... set a season-high 22 points against Nicholls State and Northwestern ... opened up her collegiate career with three-straight double figure scoring games ... in her debut, went 6-for-9 from the field for 15 points and seven rebounds against Mount St Mary's ... followed that performance by going 9-for-9 from the field with 22 points and a season-high five blocks against Nicholls State to earn her first Big Ten Freshman of the Week honors ... had eight points and six rebounds in IU's win over South Carolina at the Paradise Jam ... posted double figures against Baylor with 11 points and seven rebounds ... in her first collegiate start against Washington State in the Paradise Jam, she scored 14 points and pulled down eight rebounds ... went for a stretch of four games against UCLA and to start Big Ten play with double figure scoring games ... came off the bench against the Spartans for nine of her 18 points in the third quarter to propel IU to a victory in the conference opener ... tied a season-high against Northwestern with 22 points and had nine rebounds ... went 9-for-11 from the floor for 18 points against Minnesota ... against the Badgers, Holmes had 19 points, 10 rebounds and went 11-for-13 from the free throw line and played a season-high 27 minutes ... had 12 points on 6-for-7 shooting from the floor against Maryland ... in the final two regular season games of the season, had double figure performances with 11 points, six rebounds against Nebraska and 12 points at Michigan ... in the Big Ten Tournament, went a combined 8-for-11 against Rutgers and Maryland ... had a tournament-high 10 points against the Terps in the semifinals ... averaged 19.0 minutes per game.

PREP

The 2019 Maine Gatorade Player of the Year ... averaged 30.1 points, 16.7 rebounds, 3.9 blocks and 2.9 steals per game and shot 63.1 percent from the floor as a senior where Gorham finished 13-7 overall ... in her career, helped Gorham to two state championships, a state runner up finish and a regional semifinal appearance in her four seasons ... averaged 21 points per game, 13.2 rebounds, 5.2 blocks and 2.8 steals per game as a junior as she is a four-time first team All-SMAA selection ... three-time SMAA Player of the Year and selected twice to the all-defensive team ... rated as a five-star prospect

and the No. 53 recruit by ESPN Hoopgurlz, ... played AAU with the Maine Firecrackers.

PERSONAL

Birthday is Nov. 1 ... daughter of Lenny and Joan Holmes and Denise Payette Holmes ... has one brother, Cameron and stepsiblings Elanna and Sam Lalezari ... graduated in May 2023 with a degree in human development & family studies ... a non-degree seeking master's student.

#54 • MACKENZIE HOLMES

2022-23 GAME-BY-GAME

Opponent	Date	GS	MIN	Total		3-Pointers		Free throws		Rebounds				PF	A	TO	BLK	STL	PTS	AVG	
				FG-FGA	PCT	3FG-3FGA	PCT	FT-FTA	PCT	OFF	DEF	TOT	AVG								
Vermont	11/08/2022	*	23:47	7-9	.778	0-0	.000	2-4	.500	3	2	5	5.0	4	0	2	1	1	16	16.0	
UMass Lowell	11/11/2022	*	16:44	7-8	.875	0-0	.000	3-4	.750	1	4	5	5.0	0	2	1	2	0	17	16.5	
at Tennessee	11/14/2022	*	34:20	7-12	.583	0-3	.000	2-2	1.000	3	7	10	6.7	3	2	4	1	0	16	16.3	
Bowling Green	11/17/2022	*	21:20	8-14	.571	0-0	.000	0-3	.000	5	3	8	7.0	3	1	5	2	0	16	16.3	
Quinnipiac	11/20/2022	*	20:33	8-9	.889	0-0	.000	6-7	.857	4	3	7	7.0	2	0	1	3	0	22	17.4	
vs Auburn	11/25/2022	*	29:55	10-10	1.000	0-0	.000	6-6	1.000	4	8	12	7.8	4	0	2	3	26	18.8		
vs Memphis	11/26/2022	*	32:40	12-15	.800	0-1	.000	3-6	.500	0	5	5	7.4	3	0	1	0	0	27	20.0	
North Carolina	12/01/2022	*	31:46	10-17	.588	0-0	.000	5-7	.714	3	2	5	7.1	1	3	6	1	0	25	20.6	
Illinois	12/04/2022	*	35:12	11-21	.524	0-0	.000	1-3	.333	2	4	6	7.0	4	1	4	4	3	23	20.9	
at Penn St.	12/08/2022	*	34:36	11-12	.667	0-0	.000	2-3	.667	0	10	10	7.3	3	1	2	1	1	18	20.6	
Morehead St.	12/18/2022	*	18:27	4-6	.667	0-0	.000	4-4	1.000	0	5	5	7.1	3	1	1	0	12	19.8		
Butler	12/21/2022	*	29:08	8-12	.667	1-1	1.000	4-4	1.000	1	6	7	7.1	3	3	0	1	1	21	19.9	
at Michigan St.	12/29/2022	*	35:47	12-17	.706	0-0	.000	8-10	.800	1	11	12	7.5	2	0	2	1	1	32	20.8	
Nebraska	01/01/2023	*	39:44	8-14	.571	0-0	.000	6-9	.667	2	8	10	7.6	2	3	2	5	1	22	20.9	
at Northwestern	01/08/2023	*	30:36	10-14	.714	0-0	.000	4-4	1.000	5	8	13	8.0	1	0	3	2	0	24	21.1	
Maryland	01/12/2023	*	36:36	7-10	.700	0-0	.000	1-4	.250	3	7	10	8.1	1	2	3	1	0	15	20.8	
Wisconsin	01/15/2023	*	26:09	11-15	.733	0-1	.000	7-9	.778	4	4	8	8.1	2	1	3	1	0	29	21.2	
at Illinois	01/18/2023	*	35:08	12-20	.600	0-0	.000	6-8	.750	3	7	10	8.2	4	2	1	2	6	30	21.7	
at Michigan	01/23/2023	*	29:19	9-16	.563	0-0	.000	7-9	.778	4	6	10	8.3	4	1	1	1	0	25	21.9	
Ohio St.	01/26/2023	*	33:59	11-13	.846	0-0	.000	4-7	.571	0	4	4	8.1	5	1	1	1	0	26	22.1	
Rutgers	01/29/2023	*	30:03	8-11	.727	0-1	.000	5-9	.556	1	5	6	8.0	2	3	0	2	2	21	22.0	
at Minnesota	02/01/2023	*	32:16	12-14	.857	0-0	.000	4-5	.800	1	3	4	7.8	3	0	1	4	2	28	22.3	
at Purdue	02/05/2023	*	31:42	6-7	.857	1-1	1.000	2-2	1.000	0	5	5	7.7	1	0	1	2	0	15	22.0	
Iowa	02/09/2023	*	36:45	10-17	.588	0-0	.000	4-8	.500	2	4	6	7.6	4	0	2	1	4	24	22.1	
at Ohio St.	02/13/2023	*	32:09	15-18	.833	0-0	.000	3-5	.600	1	4	5	7.5	3	2	1	1	0	33	22.5	
Michigan	02/16/2023	*	31:30	11-22	.500	0-0	.000	5-6	.833	3	2	5	7.4	3	0	2	5	2	27	22.7	
Purdue	02/19/2023	*	32:51	10-11	.909	0-0	.000	0-1	.000	2	5	7	7.4	3	1	3	4	3	20	22.6	
at Iowa	02/26/2023	*	37:23	8-10	.800	0-0	.000	5-6	.833	1	5	6	7.4	4	2	4	1	1	21	22.5	
vs Michigan St.	03/03/2023	*	28:28	8-13	.615	0-0	.000	11-14	.786	2	3	5	7.3	5	1	3	2	2	27	22.7	
vs Ohio St.	03/04/2023	*	28:55	3-7	.429	0-0	.000	6-7	.857	1	6	7	7.3	4	2	1	1	1	12	23.3	
Miami (FL)	03/20/2023	*	35:03	10-19	.526	0-1	.000	2-3	.667	2	7	9	7.3	2	3	0	2	1	22	22.3	
Totals			31	952:53	281-413	.680	2-9	.222	128-179	.715	64	163	227	7.3	88	38	63	58	35	692	22.3

Player Averages

Games Played	Minutes/game	Points/game	FG Pct	3FG Pct	FT Pct	Rebounds/game	Assists/game	Turnovers/game	Assist/Turnover ratio	Steals/game	Blocks/game
31	30.7	22.3	68.0	22.2	71.5	7.3	1.2	2.0	0.6	1.1	1.9

CAREER STATS

SEASON TEAM	GP-GS	MIN/AVG	Field Goals		3-Point		F-Throws		Rebounds				Scoring							
			FG-FGA	FG%	3FG-3FGA	3FG%	FT-FTA	FT%	OFF	DEF	TOT	AVG	PF-FO	A	TO	BLK	STL	PTS	AVG	
2019-20	IND	32-2	609/19.0	144-227	.634	0-0	.000	56-86	.651	64	102	166	5.2	75-1	10	41	27	23	344	10.8
2020-21	IND	27-27	821/30.4	202-333	.607	0-6	.000	76-97	.784	69	137	206	7.6	65-1	11	42	81	25	480	17.8
2021-22	IND	25-25	713/28.5	156-260	.600	6-15	.400	63-78	.808	58	117	175	7.0	54-1	14	40	42	12	381	15.2
2022-23	IND	31-31	953/30.7	281-413	.680	2-9	.222	128-179	.715	64	163	227	7.3	88-2	38	63	58	35	692	22.3
TOTAL		115-85	3096/26.9	783-1233	.635	8-30	.267	323-440	.734	255	519	774	6.7	282-5	73	186	208	95	1897	16.5

2022-23 OVERALL STATISTICS

Team Box Score

No.	Player	Total			3-Point		F-Throw		Rebounds													
		GP-GS	MIN	AVG	FG-FGA	FG%	3FG-3FGA	3FG%	FT-FTA	FT%	OFF	DEF	TOT	AVG	PF	DQ	A	TO	BLK	STL	PTS	AVG
54	HOLMES, Mackenzie	31-31	952:53	30.7	281-413	.680	2-9	.222	128-179	.715	64	163	227	7.3	88	2	38	63	58	35	692	22.3
34	BERGER, Grace	24-24	766:31	31.9	123-254	.484	11-27	.407	53-70	.757	13	101	114	4.8	45	0	138	59	7	25	310	12.9
33	PARRISH, Sydney	32-26	929:54	29.1	130-290	.448	55-150	.367	70-98	.714	36	138	174	5.4	103	6	59	57	22	50	385	12.0
12	GARZON, Yarden	32-32	955:10	29.8	127-279	.455	70-153	.458	31-36	.861	17	153	170	5.3	95	6	95	76	28	30	355	11.1
22	MOORE-MCNEIL, Chloe	32-32	1072:47	33.5	92-209	.440	33-98	.337	88-102	.863	26	100	126	3.9	55	0	155	48	14	46	305	9.5
14	SCALIA, Sara	32-14	856:49	26.8	99-278	.356	53-154	.344	52-57	.912	11	84	95	3.0	26	0	50	43	3	27	303	9.5
3	PETERSON, Kaitlin	6-0	78:19	13.1	11-29	.379	2-12	.167	0-0	.000	1	4	5	0.8	3	0	4	2	0	8	24	4.0
52	MEISTER, Lilly	31-1	198:39	6.4	29-46	.630	0-0	.000	17-23	.739	26	40	66	2.1	37	1	5	13	11	5	75	2.4
32	GEARY, Alyssa	21-0	144:38	6.9	19-35	.543	1-5	.200	7-13	.538	12	23	35	1.7	22	0	7	8	9	3	46	2.2
1	BARGESSER, Lexus	29-0	226:15	7.8	25-43	.581	0-0	.000	10-14	.714	6	23	29	1.0	26	0	26	12	3	17	60	2.1
24	ZARIC, Mona	14-0	64:58	4.6	6-12	.500	1-5	.200	1-2	.500	4	8	12	0.9	6	0	1	4	1	3	14	1.0
21	SANDVIK, Henna	23-0	151:12	6.6	6-17	.353	1-8	.125	0-2	.000	4	13	17	0.7	9	0	5	7	0	4	13	0.6
25	WISNE, Arielle	11-0	16:57	1.5	2-3	.667	0-0	.000	1-3	.333	2	2	4	0.4	2	0	1	0	0	5	0.5	0.5
23	BROWNE, Kiandra	7-0	09:59	1.4	1-4	.250	0-0	.000	0-0	.000	0	1	1	0.1	1	0	1	1	0	1	2	0.3
Team												59	44	103				10				
Total		32	6425		951-1912	.497	229-621	.369	458-599	.765	281	897	1178	36.8	518	15	584	404	156	254	2589	80.9
Opponents		32	6425		727-1880	.387	181-583	.310	351-519	.676	314	728	1042	32.6	573	9	361	503	96	198	1986	62.1

Team Statistics

	IND	OPP
Scoring	2589	1986
Points per game	80.9	62.1
Scoring margin	+18.8	-
Field goals-att	951-1912	727-1880
Field goal pct	.497	.387
3 point fg-att	229-621	181-583
3-point FG pct	.369	.310
3-pt FG made per game	7.2	5.7
Free throws-att	458-599	351-519
Free throw pct	.765	.676
F-Throws made per game	14.3	11.0
Rebounds	1178	1042
Rebounds per game	36.8	32.6
Rebounding margin	+4.3	-
Assists	584	361
Assists per game	18.3	11.3
Turnovers	404	503
Turnovers per game	12.6	15.7
Turnover margin	+3.1	-
Assist/turnover ratio	1.4	0.7
Steals	254	198
Steals per game	7.9	6.2
Blocks	156	96
Blocks per game	4.9	3.0
Winning streak	0	-
Home win streak	0	-
Attendance	145868	65654
Home games-Avg/Game	18-8104	10-6565
Neutral site-Avg/Game	-	4-4276

Team Results

Date	Opponent	Score	Att.
11/08/2022	Vermont	W 86-49	4003
11/11/2022	UMass Lowell	W 93-37	4125
11/14/2022	at Tennessee	W 79-67	7768
11/17/2022	Bowling Green	W 96-61	3673
11/20/2022	Quinnipiac	W 92-55	3912
11/25/2022	vs Auburn	W 96-81	1093
11/26/2022	vs Memphis	W 79-64	1093
12/01/2022	North Carolina	W 87-63	5939
12/04/2022	Illinois	W 65-61	5381
12/08/2022	at Penn St.	W 67-58	1621
12/18/2022	Morehead St.	W 87-24	4720
12/21/2022	Butler	W 67-50	5898
12/29/2022	at Michigan St.	L 78-83	4533
01/01/2023	Nebraska	Wot 74-62	7152
01/08/2023	at Northwestern	W 72-50	1923
01/12/2023	Maryland	W 68-61	5789
01/15/2023	Wisconsin	W 93-56	10422
01/18/2023	at Illinois	W 83-72	5583
01/23/2023	at Michigan	W 92-83	2987
01/26/2023	Ohio St.	W 78-65	10455
01/29/2023	Rutgers	W 91-68	8598
02/01/2023	at Minnesota	W 77-54	4129
02/05/2023	at Purdue	W 69-46	14876
02/09/2023	Iowa	W 87-78	13046
02/13/2023	at Ohio St.	W 83-59	7178
02/16/2023	Michigan	W 68-52	7446
02/19/2023	Purdue	W 83-60	17222
02/26/2023	at Iowa	L 85-86	15056
03/03/2023	vs Michigan St.	W 94-85	5544
03/04/2023	vs Ohio St.	L 75-79	9375
03/18/2023	Tennessee Tech	W 77-47	13607
03/20/2023	Miami (FL)	L 68-70	14480

2022-23 BIG TEN ONLY STATISTICS

Game Records

Record	Overall	Home	Away	Neutral
ALL GAMES	16-2	9-0	7-2	0-0
CONFERENCE	16-2	9-0	7-2	0-0
NON-CONFERENCE	0-0	0-0	0-0	0-0

Score by Periods

Team	1st	2nd	3rd	4th	OT	TOT
Indiana	349	347	363	342	12	1413
Opponents	294	272	286	302	0	1154

Team Box Score

No. Player				Total			3-Point			F-Throw		Rebounds									
	GP-GS	MIN	AVG	FG-FGA	FG%	3FG-3FGA	3FG%	FT-FTA	FT%	OFF	DEF	TOT	AVG	PF	DQ	A	TO	BLK	STL	PTS	AVG
54 HOLMES, Mackenzie	18-18	60:46	33.4	179-262	.683	1-3	.333	74-108	.685	35	102	137	7.6	51	1	20	36	39	26	433	24.1
34 BERGER, Grace	14-14	47:25	34.0	72-151	.477	7-16	.438	35-47	.745	7	54	61	4.4	29	0	89	38	3	18	186	13.3
33 PARRISH, Sydney	18-18	54:55	30.1	76-170	.447	34-90	.378	43-55	.782	20	80	100	5.6	60	4	33	33	12	28	229	12.7
12 GARZON, Yarden	18-18	57:47	32.0	67-149	.450	35-84	.417	18-20	.900	13	95	108	6.0	56	3	48	46	16	19	187	10.4
22 MOORE-MCNEIL, Chloe	18-18	63:20	35.2	56-133	.421	17-57	.298	46-56	.821	17	54	71	3.9	35	0	84	30	6	31	175	9.7
14 SCALIA, Sara	18-4	45:29	25.5	43-135	.319	22-72	.306	23-26	.885	5	41	46	2.6	14	0	31	27	0	14	131	7.3
52 MEISTER, Lilly	17-0	97:00	5.7	12-18	.667	0-0	.000	8-10	.800	10	23	33	1.9	21	1	1	5	5	1	32	1.9
1 BARGESSER, Lexus	17-0	122:59	7.2	10-22	.455	0-0	.000	5-7	.714	5	13	18	1.1	13	0	8	7	2	7	25	1.5
21 SANDVIK, Henna	14-0	66:23	4.7	4-9	.444	0-3	.000	0-2	.000	1	6	7	0.5	4	0	1	5	0	2	8	0.6
32 GEARY, Alyssa	9-0	27:16	3.0	2-7	.286	0-0	.000	1-4	.250	3	5	8	0.9	4	0	1	2	1	0	5	0.6
23 BROWNE, Kiandra	6-0	09:46	1.6	1-4	.250	0-0	.000	0-0	.000	0	1	1	0.2	1	0	1	1	0	1	2	0.3
25 WISNE, Arielle	5-0	05:36	1.1	0-0	.000	0-0	.000	0-0	.000	0	0	0	0.0	0	0	0	0	0	0	0	0.0
24 ZARIC, Mona	6-0	06:37	1.1	0-0	.000	0-0	.000	0-0	.000	1	0	1	0.2	1	0	0	0	0	0	0	0.0
Team										31	21	52							7		
Total	18	3625		522-1060	.492	116-325	.357	253-335	.755	148	495	643	35.7	289	9	317	237	84	147	1413	78.5
Opponents	18	3625		435-1050	.414	92-307	.300	192-288	.667	165	419	584	32.4	318	6	209	280	57	117	1154	64.1

Team Statistics

	IND	OPP
Scoring	1413	1154
Points per game	78.5	64.1
Scoring margin	+14.4	-
Field goals-att	522-1060	435-1050
Field goal pct	.492	.414
3 point fg-att	116-325	92-307
3-point FG pct	.357	.300
3-pt FG made per game	6.4	5.1
Free throws-att	253-335	192-288
Free throw pct	.755	.667
F-Throws made per game	14.1	10.7
Rebounds	643	584
Rebounds per game	35.7	32.4
Rebounding margin	+3.3	-
Assists	317	209
Assists per game	17.6	11.6
Turnovers	237	280
Turnovers per game	13.2	15.6
Turnover margin	+2.4	-
Assist/turnover ratio	1.3	0.7
Steals	147	117
Steals per game	8.2	6.5
Blocks	84	57
Blocks per game	4.7	3.2
Winning streak	0	-
Home win streak	9	-
Attendance	85511	57886
Home games-Avg/Game	9-9501	9-6432
Neutral site-Avg/Game	-	0-0

Team Results

Date	Opponent	Score	Att.
12/04/2022	Illinois	W 65-61	5381
12/08/2022	at Penn St.	W 67-58	1621
12/29/2022	at Michigan St.	L 78-83	4533
01/01/2023	Nebraska	Wot 74-62	7152
01/08/2023	at Northwestern	W 72-50	1923
01/12/2023	Maryland	W 68-61	5789
01/15/2023	Wisconsin	W 93-56	10422
01/18/2023	at Illinois	W 83-72	5583
01/23/2023	at Michigan	W 92-83	2987
01/26/2023	Ohio St.	W 78-65	10455
01/29/2023	Rutgers	W 91-68	8598
02/01/2023	at Minnesota	W 77-54	4129
02/05/2023	at Purdue	W 69-46	14876
02/09/2023	Iowa	W 87-78	13046
02/13/2023	at Ohio St.	W 83-59	7178
02/16/2023	Michigan	W 68-52	7446
02/19/2023	Purdue	W 83-60	17222
02/26/2023	at Iowa	L 85-86	15056

2022-23 SCHEDULE/RESULTS/GAME-BY-GAME LEADERS

Game Records

Record	Overall	Home	Away	Neutral
ALL GAMES	28-4	17-1	8-2	3-1
CONFERENCE	16-2	9-0	7-2	0-0
NON-CONFERENCE	12-2	8-1	1-0	3-1

Team Results

Date	Opponent		Score	Att.	High Points	High Rebounds
11/08/2022	Vermont	W	86-49	4003	(19) GARZON, Yarden	(8) BERGER, Grace
11/11/2022	UMass Lowell	W	93-37	4125	(17) HOLMES, Mackenzie	(8) PARRISH, Sydney
11/14/2022	at Tennessee	W	79-67	7768	(16) HOLMES, Mackenzie (16) SCALIA, Sara	(10) BERGER, Grace (10) HOLMES, Mackenzie
11/17/2022	Bowling Green	W	96-61	3673	(17) SCALIA, Sara	(10) PARRISH, Sydney
11/20/2022	Quinnipiac	W	92-55	3912	(22) HOLMES, Mackenzie	(7) HOLMES, Mackenzie
11/25/2022	vs Auburn	W	96-81	1093	(26) HOLMES, Mackenzie	(12) HOLMES, Mackenzie
11/26/2022	vs Memphis	W	79-64	1093	(27) HOLMES, Mackenzie	(7) PARRISH, Sydney
12/01/2022	North Carolina	W	87-63	5939	(25) HOLMES, Mackenzie	(7) MOORE-MCNEIL, Chloe (7) GARZON, Yarden
12/04/2022	Illinois	W	65-61	5381	(23) HOLMES, Mackenzie	(10) PARRISH, Sydney
12/08/2022	at Penn St.	W	67-58	1621	(18) HOLMES, Mackenzie (18) PARRISH, Sydney	(10) HOLMES, Mackenzie
12/18/2022	Morehead St.	W	87-24	4720	(16) GARZON, Yarden	(8) MEISTER, Lilly
12/21/2022	Butler	W	67-50	5898	(21) HOLMES, Mackenzie	(7) HOLMES, Mackenzie (7) MOORE-MCNEIL, Chloe
12/29/2022	at Michigan St.	L	78-83	4533	(32) HOLMES, Mackenzie	(12) HOLMES, Mackenzie
01/01/2023	Nebraska	Wot	74-62	7152	(22) HOLMES, Mackenzie	(10) HOLMES, Mackenzie
01/08/2023	at Northwestern	W	72-50	1923	(24) HOLMES, Mackenzie	(13) HOLMES, Mackenzie
01/12/2023	Maryland	W	68-61	5789	(18) PARRISH, Sydney	(10) HOLMES, Mackenzie
01/15/2023	Wisconsin	W	93-56	10422	(29) HOLMES, Mackenzie	(8) HOLMES, Mackenzie (8) GARZON, Yarden
01/18/2023	at Illinois	W	83-72	5583	(30) HOLMES, Mackenzie	(10) HOLMES, Mackenzie
01/23/2023	at Michigan	W	92-83	2987	(25) HOLMES, Mackenzie	(10) HOLMES, Mackenzie
01/26/2023	Ohio St.	W	78-65	10455	(26) HOLMES, Mackenzie	(11) PARRISH, Sydney
01/29/2023	Rutgers	W	91-68	8598	(21) BERGER, Grace (21) HOLMES, Mackenzie	(6) HOLMES, Mackenzie (6) PARRISH, Sydney
02/01/2023	at Minnesota	W	77-54	4129	(28) HOLMES, Mackenzie	(8) PARRISH, Sydney
02/05/2023	at Purdue	W	69-46	14876	(15) HOLMES, Mackenzie (15) PARRISH, Sydney	(9) MOORE-MCNEIL, Chloe
02/09/2023	Iowa	W	87-78	13046	(26) BERGER, Grace	(9) BERGER, Grace (9) MOORE-MCNEIL, Chloe
02/13/2023	at Ohio St.	W	83-59	7178	(33) HOLMES, Mackenzie	(10) BERGER, Grace
02/16/2023	Michigan	W	68-52	7446	(27) HOLMES, Mackenzie	(8) GARZON, Yarden
02/19/2023	Purdue	W	83-60	17222	(20) HOLMES, Mackenzie	(10) PARRISH, Sydney
02/26/2023	at Iowa	L	85-86	15056	(21) HOLMES, Mackenzie	(14) GARZON, Yarden
03/03/2023	vs Michigan St.	W	94-85	5544	(27) HOLMES, Mackenzie	(6) BERGER, Grace
03/04/2023	vs Ohio St.	L	75-79	9375	(20) BERGER, Grace	(11) GARZON, Yarden
03/18/2023	Tennessee Tech	W	77-47	13607	(19) PARRISH, Sydney	(8) PARRISH, Sydney
03/20/2023	Miami (FL)	L	68-70	14480	(22) HOLMES, Mackenzie	(9) HOLMES, Mackenzie

Attendance Summary

	Games	Attend	Avg/Game
Home	18	145868	8104
Away	10	65654	6565
Neutral	4	17105	4276
Total	32	228627	7145

2022-23 TEAM HIGHS/LOWS

Indiana - Game Highs

POINTS	96		vs Auburn (N) (11/25/2022)
	96		Bowling Green (11/17/2022)
	94		vs Michigan St. (N) (03/03/2023)
	93		Wisconsin (01/15/2023)
	93		UMass Lowell (11/11/2022)
FIELD GOALS MADE	40		Bowling Green (11/17/2022)
	38		UMass Lowell (11/11/2022)
FIELD GOAL ATTEMPTS	73		UMass Lowell (11/11/2022)
	68		at Northwestern (01/08/2023)
	68		Bowling Green (11/17/2022)
FIELD GOAL PERCENTAGE	.627	(32-51)	Rutgers (01/29/2023)
	.596	(34-57)	at Ohio St. (02/13/2023)
3 PT FG MADE	12		vs Michigan St. (N) (03/03/2023)
	12		North Carolina (12/01/2022)
	12		Vermont (11/08/2022)
3 PT FG ATTEMPTS	29		at Tennessee (11/14/2022)
	27		Purdue (02/19/2023)
3 PT FG PERCENTAGE	.611	(11-18)	Rutgers (01/29/2023)
	.545	(12-22)	vs Michigan St. (N) (03/03/2023)
	.545	(12-22)	North Carolina (12/01/2022)
FREE THROWS MADE	30		vs Michigan St. (N) (03/03/2023)
	24		Nebraska (01/01/2023)
FREE THROW ATTEMPTS	36		vs Michigan St. (N) (03/03/2023)
	34		Iowa (02/09/2023)
FREE THROW PERCENTAGE	.941	(16-17)	at Iowa (02/26/2023)
	.923	(12-13)	Butler (12/21/2022)
REBOUNDS	47		Bowling Green (11/17/2022)
	46		at Northwestern (01/08/2023)
ASSISTS	26		Wisconsin (01/15/2023)
	25		Bowling Green (11/17/2022)
STEALS	16		Quinnipiac (11/20/2022)
	16		UMass Lowell (11/11/2022)
BLOCKED SHOTS	11		Tennessee Tech (03/18/2023)
	9		at Michigan (01/23/2023)
TURNOVERS	21		at Michigan St. (12/29/2022)
	19		Maryland (01/12/2023)
FOULS	26		vs Michigan St. (N) (03/03/2023)
	22		vs Ohio St. (N) (03/04/2023)

2022-23 TEAM HIGHS/LOWS

Indiana - Game Lows

POINTS	65		Illinois (12/04/2022)
	67		Butler (12/21/2022)
	67		at Penn St. (12/08/2022)
	68		Miami (FL) (03/20/2023)
	68		Michigan (02/16/2023)
FIELD GOALS MADE	68		Maryland (01/12/2023)
	23		Nebraska (01/01/2023)
	24		vs Ohio St. (N) (03/04/2023)
	24		at Purdue (02/05/2023)
FIELD GOAL ATTEMPTS	24		Butler (12/21/2022)
	49		Maryland (01/12/2023)
	50		Tennessee Tech (03/18/2023)
	FIELD GOAL PERCENTAGE	.368	(25-68)
.390		(23-59)	Nebraska (01/01/2023)
3 PT FG MADE	3		at Northwestern (01/08/2023)
	3		at Michigan St. (12/29/2022)
3 PT FG ATTEMPTS	11		at Minnesota (02/01/2023)
	12		at Michigan St. (12/29/2022)
3 PT FG PERCENTAGE	.136	(3-22)	at Northwestern (01/08/2023)
	.227	(5-22)	UMass Lowell (11/11/2022)
FREE THROWS MADE	6		at Ohio St. (02/13/2023)
	8		Purdue (02/19/2023)
	8		at Penn St. (12/08/2022)
	8		Illinois (12/04/2022)
FREE THROW ATTEMPTS	8		at Ohio St. (02/13/2023)
	9		Purdue (02/19/2023)
	9		at Penn St. (12/08/2022)
FREE THROW PERCENTAGE	.571	(12-21)	Maryland (01/12/2023)
	.600	(12-20)	UMass Lowell (11/11/2022)
REBOUNDS	25		at Michigan St. (12/29/2022)
	28		Rutgers (01/29/2023)
ASSISTS	13		Michigan (02/16/2023)
	13		at Purdue (02/05/2023)
	13		Nebraska (01/01/2023)
STEALS	3		Miami (FL) (03/20/2023)
	3		vs Ohio St. (N) (03/04/2023)
	3		Purdue (02/19/2023)
	3		at Michigan (01/23/2023)
	3		vs Memphis (N) (11/26/2022)
BLOCKED SHOTS	2		Miami (FL) (03/20/2023)
	2		at Iowa (02/26/2023)
	2		at Ohio St. (02/13/2023)
	2		Ohio St. (01/26/2023)
	2		Butler (12/21/2022)
	2		at Penn St. (12/08/2022)
	2		North Carolina (12/01/2022)
	2		
TURNOVERS	7		Miami (FL) (03/20/2023)
	8		at Iowa (02/26/2023)
FOULS	9		Butler (12/21/2022)
	10		Tennessee Tech (03/18/2023)
	10		Nebraska (01/01/2023)
	10		
	10		Morehead St. (12/18/2022)

2022-23 INDIVIDUAL HIGHS

Indiana - Game Highs

POINTS	96	vs Auburn (N) (11/25/2022)
	96	Bowling Green (11/17/2022)
	94	vs Michigan St. (N) (03/03/2023)
	93	Wisconsin (01/15/2023)
	93	UMass Lowell (11/11/2022)
FIELD GOALS MADE	40	Bowling Green (11/17/2022)
	38	UMass Lowell (11/11/2022)
FIELD GOAL ATTEMPTS	73	UMass Lowell (11/11/2022)
	68	at Northwestern (01/08/2023)
	68	Bowling Green (11/17/2022)
FIELD GOAL PERCENTAGE	.627 (32-51)	Rutgers (01/29/2023)
	.596 (34-57)	at Ohio St. (02/13/2023)
3 PT FG MADE	12	vs Michigan St. (N) (03/03/2023)
	12	North Carolina (12/01/2022)
	12	Vermont (11/08/2022)
3 PT FG ATTEMPTS	29	at Tennessee (11/14/2022)
	27	Purdue (02/19/2023)
3 PT FG PERCENTAGE	.611 (11-18)	Rutgers (01/29/2023)
	.545 (12-22)	vs Michigan St. (N) (03/03/2023)
	.545 (12-22)	North Carolina (12/01/2022)
FREE THROWS MADE	30	vs Michigan St. (N) (03/03/2023)
	24	Nebraska (01/01/2023)
FREE THROW ATTEMPTS	36	vs Michigan St. (N) (03/03/2023)
	34	Iowa (02/09/2023)
FREE THROW PERCENTAGE	.941 (16-17)	at Iowa (02/26/2023)
	.923 (12-13)	Butler (12/21/2022)
REBOUNDS	47	Bowling Green (11/17/2022)
	46	at Northwestern (01/08/2023)
ASSISTS	26	Wisconsin (01/15/2023)
	25	Bowling Green (11/17/2022)
STEALS	16	Quinnipiac (11/20/2022)
	16	UMass Lowell (11/11/2022)
BLOCKED SHOTS	11	Tennessee Tech (03/18/2023)
	9	at Michigan (01/23/2023)
TURNOVERS	21	at Michigan St. (12/29/2022)
	19	Maryland (01/12/2023)
FOULS	26	vs Michigan St. (N) (03/03/2023)
	22	vs Ohio St. (N) (03/04/2023)

2022-23 TEAM GAME-BY-GAME

Opponent	Date	Score	W	Total		3-Pointers		Free throws		Rebounds				Other						
				FG-FGA	PCT	3FG-3FGA	PCT	FT-FTA	PCT	OFF	DEF	TOT	AVG	PF	A	TO	BLK	STL	PTS	AVG
Vermont	11/08/2022	86-49	W	32-65	.492	12-25	.480	10-15	.667	14	25	39	39.0	17	18	11	5	11	86	86.0
UMass Lowell	11/11/2022	93-37	W	38-73	.521	5-22	.227	12-20	.600	18	27	45	42.0	13	15	9	5	16	93	89.5
at Tennessee	11/14/2022	79-67	W	28-63	.444	8-29	.276	15-18	.833	10	25	35	39.7	21	21	10	6	9	79	86.0
Bowling Green	11/17/2022	96-61	W	40-68	.588	7-19	.368	9-13	.692	10	37	47	41.5	18	25	18	6	9	96	88.5
Quinnipiac	11/20/2022	92-55	W	35-66	.530	7-22	.318	15-19	.789	13	19	32	39.6	16	24	9	6	16	92	89.2
vs Auburn	11/25/2022	96-81	W	33-61	.541	8-23	.348	22-25	.880	8	25	33	38.5	17	18	12	3	7	96	90.3
vs Memphis	11/26/2022	79-64	W	30-59	.508	9-25	.360	10-16	.625	7	28	35	38.0	18	19	9	3	3	79	88.7
North Carolina	12/01/2022	87-63	W	32-60	.533	12-22	.545	11-15	.733	7	31	38	38.0	15	20	11	2	4	87	88.5
Illinois	12/04/2022	65-61	W	26-62	.419	5-17	.294	8-12	.667	7	29	36	37.8	15	15	10	6	9	65	85.9
at Penn St.	12/08/2022	67-58	W	27-51	.529	5-15	.333	8-9	.889	6	31	37	37.7	13	20	17	2	5	67	84.0
Morehead St.	12/18/2022	87-24	W	33-59	.559	9-18	.500	12-16	.750	9	34	43	38.2	10	21	12	6	11	87	84.3
Butler	12/21/2022	67-50	W	24-54	.444	7-20	.350	12-13	.923	8	30	38	38.2	9	15	16	2	4	67	82.8
at Michigan St.	12/29/2022	78-83	L	31-53	.585	3-12	.250	13-17	.765	7	18	25	37.2	21	19	21	4	6	78	82.5
Nebraska	01/01/2023	74-62	Wot	23-59	.390	4-16	.250	24-30	.800	7	31	38	37.2	10	13	13	7	12	74	81.9
at Northwestern	01/08/2023	72-50	W	25-68	.368	3-22	.136	19-21	.905	15	31	46	37.8	18	14	11	5	11	72	81.2
Maryland	01/12/2023	68-61	W	25-49	.510	6-15	.400	12-21	.571	6	31	37	37.8	15	15	19	4	12	68	80.4
Wisconsin	01/15/2023	93-56	W	35-64	.547	8-20	.400	15-21	.714	12	27	39	37.8	13	26	12	3	13	93	81.1
at Illinois	01/18/2023	83-72	W	30-54	.556	5-13	.385	18-24	.750	6	24	30	37.4	17	16	10	4	8	83	81.2
at Michigan	01/23/2023	92-83	W	33-64	.516	9-18	.500	17-24	.708	14	27	41	37.6	20	18	12	9	3	92	81.8
Ohio St.	01/26/2023	78-65	W	28-62	.452	6-21	.286	16-23	.696	10	31	41	37.8	16	21	12	2	5	78	81.6
Rutgers	01/29/2023	91-68	W	32-51	.627	11-18	.611	16-23	.696	2	26	28	37.3	15	21	10	5	7	91	82.0
at Minnesota	02/01/2023	77-54	W	31-61	.508	4-11	.364	11-14	.786	7	25	32	37.0	20	21	17	7	12	77	81.8
at Purdue	02/05/2023	69-46	W	24-60	.400	9-26	.346	12-14	.857	13	28	41	37.2	13	13	15	7	11	69	81.3
Iowa	02/09/2023	87-78	W	29-62	.468	7-14	.500	22-34	.647	9	28	37	37.2	20	15	12	3	9	87	81.5
at Ohio St.	02/13/2023	83-59	W	34-57	.596	9-20	.450	6-8	.750	7	28	35	37.1	12	20	11	2	4	83	81.6
Michigan	02/16/2023	68-52	W	26-60	.433	4-16	.250	12-14	.857	7	23	30	36.8	19	13	13	6	11	68	81.0
Purdue	02/19/2023	83-60	W	32-60	.533	11-27	.407	8-9	.889	6	28	34	36.7	16	20	14	6	3	83	81.1
at Iowa	02/26/2023	85-86	L	31-63	.492	7-24	.292	16-17	.941	7	29	36	36.7	16	17	8	2	6	85	81.3
vs Michigan St.	03/03/2023	94-85	W	26-54	.481	12-22	.545	30-36	.833	7	31	38	36.8	26	22	15	8	4	94	81.7
vs Ohio St.	03/04/2023	75-79	L	24-59	.407	7-18	.389	20-23	.870	11	34	45	37.0	22	14	18	7	3	75	81.5
Tennessee Tech	03/18/2023	77-47	W	29-50	.580	5-16	.313	14-18	.778	2	36	38	37.1	10	18	10	11	7	77	81.3
Miami (FL)	03/20/2023	68-70	L	25-61	.410	5-15	.333	13-17	.765	9	20	29	36.8	17	17	7	2	3	68	80.9
Total		2589		951-1912	.497	229-621	.369	458-599	.765	281	897	1178	36.8	518	584	404	156	254	2589	80.9
Opponents		1986		727-1880	.387	181-583	.310	351-519	.676	314	728	1042	32.6	573	361	503	96	198	1986	62.1

Indiana Averages

Games Played	Points/game	FG Pct	3FG Pct	FT Pct	Rebounds/game	Assists/game	Turnovers/game	Assist/Turnover ratio	Steals/game	Blocks/game
32	80.9	49.7	36.9	76.5	36.8	18.3	12.6	1.4	7.9	4.9

2022-23 OPPONENT GAME-BY-GAME

Opponent	Date	Score	W	Total		3-Pointers		Free throws		Rebounds				Other Stats						
				FG-FGA	PCT	3FG-3FGA	PCT	FT-FTA	PCT	OFF	DEF	TOT	AVG	PF	A	TO	BLK	STL	PTS	AVG
Vermont	11/08/2022	86-49	W	18-51	.353	5-12	.417	8-14	.571	8	22	30	30.0	18	8	23	2	6	49	49.0
UMass Lowell	11/11/2022	93-37	W	13-49	.265	4-21	.190	7-12	.583	10	24	34	32.0	20	5	25	4	4	37	43.0
at Tennessee	11/14/2022	79-67	W	22-56	.393	9-24	.375	14-22	.636	11	22	33	32.3	19	16	15	3	4	67	51.0
Bowling Green	11/17/2022	96-61	W	24-68	.353	6-22	.273	7-12	.583	8	20	28	31.3	13	12	16	2	5	61	53.5
Quinnipiac	11/20/2022	92-55	W	20-48	.417	4-11	.364	11-13	.846	10	17	27	30.4	19	14	27	3	5	55	53.8
vs Auburn	11/25/2022	96-81	W	29-69	.420	8-20	.400	15-24	.625	16	16	32	30.7	20	11	14	7	4	81	58.3
vs Memphis	11/26/2022	79-64	W	23-67	.343	5-18	.278	13-22	.591	15	25	40	32.0	14	9	9	0	5	64	59.1
North Carolina	12/01/2022	87-63	W	23-65	.354	7-14	.500	10-15	.667	12	22	34	32.3	19	16	11	5	3	63	59.6
Illinois	12/04/2022	65-61	W	23-61	.377	6-16	.375	9-13	.692	11	32	43	33.4	16	4	14	5	5	61	59.8
at Penn St.	12/08/2022	67-58	W	23-64	.359	4-22	.182	8-12	.667	12	19	31	33.2	14	14	11	0	8	58	59.6
Morehead St.	12/18/2022	87-24	W	9-51	.176	5-23	.217	1-4	.250	8	18	26	32.5	17	5	25	1	7	24	56.4
Butler	12/21/2022	67-50	W	20-55	.364	5-20	.250	5-6	.833	5	21	26	32.0	14	10	14	0	9	50	55.8
at Michigan St.	12/29/2022	78-83	L	30-54	.556	4-9	.444	19-29	.655	10	16	26	31.5	17	18	15	3	13	83	57.9
Nebraska	01/01/2023	74-62	Wot	24-60	.400	9-22	.409	5-9	.556	7	31	38	32.0	21	12	21	2	7	62	58.2
at Northwestern	01/08/2023	72-50	W	19-53	.358	5-17	.294	7-17	.412	6	27	33	32.1	18	13	19	7	3	50	57.7
Maryland	01/12/2023	68-61	W	21-57	.368	6-18	.333	13-18	.722	8	21	29	31.9	20	11	16	1	10	61	57.9
Wisconsin	01/15/2023	93-56	W	22-63	.349	4-20	.200	8-9	.889	15	21	36	32.1	13	10	21	2	7	56	57.8
at Illinois	01/18/2023	83-72	W	28-64	.438	5-15	.333	11-15	.733	12	19	31	32.1	18	14	11	1	4	72	58.6
at Michigan	01/23/2023	92-83	W	27-56	.482	6-12	.500	23-28	.821	5	19	24	31.6	18	7	12	2	6	83	59.8
Ohio St.	01/26/2023	78-65	W	24-63	.381	3-15	.200	14-24	.583	14	27	41	32.1	23	8	13	8	5	65	60.1
Rutgers	01/29/2023	91-68	W	28-62	.452	5-12	.417	7-10	.700	10	18	28	31.9	19	8	14	0	6	68	60.5
at Minnesota	02/01/2023	77-54	W	19-56	.339	3-13	.231	13-17	.765	15	25	40	32.3	16	12	29	6	8	54	60.2
at Purdue	02/05/2023	69-46	W	19-58	.328	3-16	.188	5-7	.714	12	22	34	32.3	17	9	18	4	7	46	59.6
Iowa	02/09/2023	87-78	W	30-62	.484	6-23	.261	12-23	.522	9	29	38	32.6	24	17	18	4	4	78	60.3
at Ohio St.	02/13/2023	83-59	W	26-57	.456	3-15	.200	4-9	.444	5	18	23	32.2	11	11	6	2	6	59	60.3
Michigan	02/16/2023	68-52	W	19-48	.396	3-12	.250	11-15	.733	6	29	35	32.3	18	11	21	6	8	52	60.0
Purdue	02/19/2023	83-60	W	23-54	.426	6-22	.273	8-13	.615	5	21	26	32.1	18	12	14	2	5	60	60.0
at Iowa	02/26/2023	85-86	L	30-58	.517	11-28	.393	15-20	.750	3	25	28	31.9	17	18	7	2	5	86	60.9
vs Michigan St.	03/03/2023	94-85	W	25-66	.379	11-28	.393	24-31	.774	14	26	40	32.2	27	10	13	0	6	85	61.7
vs Ohio St.	03/04/2023	75-79	L	26-73	.356	4-23	.174	23-25	.920	13	27	40	32.5	20	12	8	6	14	79	62.3
Tennessee Tech	03/18/2023	77-47	W	18-65	.277	8-26	.308	3-6	.500	13	20	33	32.5	13	9	10	1	4	47	61.8
Miami (FL)	03/20/2023	68-70	L	22-47	.468	8-14	.571	18-25	.720	6	29	35	32.6	22	15	13	5	5	70	62.1
Total		1986		727-1880	.387	181-583	.310	351-519	.676	314	728	1042	32.6	573	361	503	96	198	1986	62.1
Indiana		2589		951-1912	.497	229-621	.369	458-599	.765	281	897	1178	36.8	518	584	404	156	254	2589	80.9

Opponents Averages

Games Played	Points/game	FG Pct	3FG Pct	FT Pct	Rebounds/game	Assists/game	Turnovers/game	Assist/Turnover ratio	Steals/game	Blocks/game
32	62.1	38.7	31.0	67.6	32.6	11.3	15.7	0.7	6.2	3.0

2022-23 BOX SCORES



Official Basketball Box Score - Final
Vermont at Indiana
 11/08/22 Simon Skjold Assembly Hall, Bloomington
 2022-23 Women's Basketball

Game Time: 7:00 PM
 Game Duration: 1:40
 Attendance: 4,003

Officials: Brian Hall, Brian Gariand, Jamie Broderick

Vermont - 49

Record: 0-1

NO.	Name	F	Min	FG		3P		FT		Rebounds		Fouls		TP	AS	TO	ST	Blocks		+/-
				M-A	M-A	M-A	M-A	OR	DR	TOT	PF	FD	BS					BA		
24	Anna Olson	F	25:19	1-3	0-0	1-2	0	3	3	4	2	3	1	4	0	0	1	0	1	-9
33	Delaney Richason	F	30:03	3-6	2-4	0-0	1	2	3	1	1	8	1	3	1	1	0	0	-23	
10	Bella Vito	G	18:20	1-3	0-0	0-0	1	4	5	2	1	2	1	2	3	0	1	-9		
14	Catherine Gilwee	G	27:13	4-9	3-6	0-0	0	2	2	1	2	11	1	4	1	0	1	-13		
23	Emma Utterback	G	36:00	7-17	0-0	5-6	0	4	4	4	4	19	4	3	0	0	1	-27		
2	Aryana Dizon		15:26	0-3	0-1	0-0	1	0	1	4	0	0	0	1	0	1	0	-26		
13	Paula Gonzalez		18:47	2-5	0-1	0-2	1	2	3	1	1	4	0	3	1	0	1	-30		
3	Carla Celaya		09:54	0-1	0-0	0-0	0	2	2	1	2	0	0	0	0	0	0	-22		
4	Andjela Matic		09:46	0-1	0-0	0-0	0	1	1	0	1	0	0	2	0	0	0	-10		
21	Maria Myklebust		07:18	0-1	0-0	2-4	1	1	2	0	3	2	0	0	0	0	0	-13		
25	Nikola Priede		01:54	0-2	0-0	0-0	0	1	1	0	0	0	0	0	0	0	0	-3		
Team										3	0	3				1				
Totals				18-51	5-12	8-14	8	22	30	18	17	49	8	23	6	2	5	37		

Technical Fouls::NONE

Shooting By Period		
1 st	FG%	5-12 41.7%
	3PT%	2-3 66.7%
	FT%	0-0 0%
2 nd	FG%	5-13 38.5%
	3PT%	1-2 50.0%
	FT%	4-6 66.7%
3 rd	FG%	5-12 41.7%
	3PT%	1-3 33.3%
	FT%	0-0 0%
4 th	FG%	3-14 21.4%
	3PT%	1-4 25.0%
	FT%	4-8 50%
GM	FG%	18-51 35.3%
	3PT%	5-12 41.7%
	FT%	8-14 57.1%

Dead Ball Rebounds: 6, 0

Indiana - 86

Record: 1-0

NO.	Name	F	Min	FG		3P		FT		Rebounds		Fouls		TP	AS	TO	ST	Blocks		+/-
				M-A	M-A	M-A	M-A	OR	DR	TOT	PF	FD	BS					BA		
54	Mackenzie Holmes	F	23:47	7-9	0-0	2-4	3	2	5	4	5	16	0	2	1	1	0	10		
12	Yarden Garzon	G	27:04	7-12	5-8	0-0	1	3	4	2	1	19	4	2	1	2	0	24		
14	Sara Scalia	G	28:21	4-11	3-6	0-0	0	2	2	1	0	11	0	1	1	0	0	22		
22	Chloe Moore-McNeil	G	27:45	2-5	1-3	2-2	0	1	1	0	2	7	5	0	1	1	0	29		
34	Grace Berger	G	30:46	5-9	1-2	3-3	3	5	8	2	4	14	8	4	1	0	0	22		
32	Alyssa Geary		07:41	2-3	0-0	0-0	2	2	4	0	1	4	0	1	1	0	1	13		
33	Sydney Parrish		22:19	3-7	1-4	1-2	1	3	4	2	2	8	0	0	4	1	0	27		
1	Lexus Bargesser		08:38	1-1	0-0	0-0	0	0	0	4	0	2	0	0	1	0	0	13		
3	Kaitlin Peterson		08:20	1-6	1-2	0-0	0	3	3	1	0	3	0	0	0	0	0	4		
52	Lilly Meister		07:06	0-2	0-0	1-2	4	0	4	1	2	1	1	0	0	0	1	13		
24	Mona Zaric		04:19	0-0	0-0	1-2	0	2	2	0	1	1	0	0	0	0	0	4		
21	Henna Sandvik		02:28	0-0	0-0	0-0	0	1	1	0	0	0	0	0	0	0	0	3		
25	Arielle Wisne		01:26	0-0	0-0	0-0	0	0	0	0	0	0	0	1	0	0	0	1		
Team							0	1	1			0		0						
Totals				32-65	12-25	10-15	14	25	39	17	18	86	18	11	11	5	2	37		

Technical Fouls::NONE

Shooting By Period		
1 st	FG%	8-16 50.0%
	3PT%	3-7 42.9%
	FT%	1-2 50%
2 nd	FG%	9-17 52.9%
	3PT%	3-7 42.9%
	FT%	1-2 50%
3 rd	FG%	8-15 53.3%
	3PT%	3-5 60.0%
	FT%	5-7 71.4%
4 th	FG%	7-17 41.2%
	3PT%	3-6 50.0%
	FT%	3-4 75%
GM	FG%	32-65 49.2%
	3PT%	12-25 48.0%
	FT%	10-15 66.7%

Dead Ball Rebounds: 2, 0

	UVT		IND		Points from	UVT	IND	Period by Period Scoring						
	1 st	2 nd	3 rd	4 th				TOT	1 st	2 nd	3 rd	4 th	TOT	
Biggest lead	2 (1 st 7:00)	37 (4 th 1:26)			Turnovers	8	39							
Best Scoring Run	5 (3 rd 9:33)	11 (2 nd 9:30)			Paint	16	36							
Lead Changes	8				Second Chance	5	24							
Times Tied	1				Fast Breaks	9	8							
Time with Lead	03:21	35:23			Bench	6	19							



2022-23 BOX SCORES



Official Basketball Box Score - Final
UMass Lowell at Indiana
 11/11/22 Simon Skjodt Assembly Hall, Bloomington
 2022-23 Women's Basketball

Game Time: 7:00 PM
 Game Duration: 1:42
 Attendance: 4,125

Officials: Angie Erlund, Bryan Enterline, Troy Ramsey

UMass Lowell - 37

Record: 0-2

NO. Name		Min	FG		3P		FT		Rebounds			Fouls		TP	AS	ST	TO	Blocks		+/-
			M-A	M-A	M-A	M-A	OR	DR	TOT	PF	FD	BS	BA							
25 Amaya Dowdy	F	30:54	1-3	0-0	0-0	1	4	5	4	0	2	0	4	1	1	0	1	0	0	-37
3 Jaielena Sanchez	G	29:55	0-9	0-2	3-4	1	2	3	2	3	3	3	4	0	0	1	0	0	-45	
13 Kaylen Banwareesingh	G	22:11	2-5	0-3	0-0	2	6	8	4	1	4	0	1	1	0	0	0	-22		
21 Jaina Edmonds	G	28:35	4-12	1-5	0-0	0	2	2	1	0	9	1	5	0	1	0	0	-42		
23 Ivory Finley	G	31:52	1-8	0-5	3-4	0	4	4	3	4	5	1	3	0	0	1	0	-51		
30 Ella Ner		12:16	3-4	2-3	1-4	0	1	1	3	4	9	0	1	1	0	0	0	-7		
20 Sydney Coombs		13:41	0-1	0-0	0-0	0	3	3	0	0	0	0	1	0	2	0	0	-28		
24 Mili Carrera		25:06	2-7	1-3	0-0	2	0	2	2	1	5	0	4	1	0	3	0	-48		
12 Tasha Lima		05:30	0-0	0-0	0-0	0	0	0	1	0	0	0	0	0	0	0	0	0		
Team						4	2	6			0		2							
Totals			13-49	4-21	7-12	10	24	34	20	13	37	5	25	4	4	5	0	-56		

Technical Fouls: NONE

Shooting By Period		
1st FG%	5-13	38.5%
3PT%	2-5	40.0%
FT%	0-0	0%
2nd FG%	1-19	5.3%
3PT%	0-5	0.0%
FT%	3-4	75%
3rd FG%	2-8	25.0%
3PT%	0-5	0.0%
FT%	3-6	50%
4th FG%	5-9	55.6%
3PT%	2-6	33.3%
FT%	1-2	50%
GM FG%	13-49	26.5%
3PT%	4-21	19.0%
FT%	7-12	58.3%

Dead Ball Rebounds: 2, 0

Indiana - 93

Record: 2-0

NO. Name		Min	FG		3P		FT		Rebounds			Fouls		TP	AS	ST	TO	Blocks		+/-
			M-A	M-A	M-A	M-A	OR	DR	TOT	PF	FD	BS	BA							
54 Mackenzie Holmes	F	16:44	7-8	0-0	3-4	1	4	5	0	2	17	2	1	0	2	0	2	0	23	
12 Yarden Garzon	G	16:18	2-3	0-1	0-1	0	1	1	2	1	4	2	0	1	1	0	29			
14 Sara Scalia	G	16:28	5-11	3-7	2-2	1	2	3	1	3	15	2	0	3	0	0	32			
22 Chloe Moore-McNeil	G	14:22	3-4	2-3	1-1	0	4	4	0	1	9	1	2	1	1	0	22			
34 Grace Berger	G	19:41	3-8	0-1	0-0	1	3	4	0	1	6	3	1	1	0	1	37			
33 Sydney Parrish		17:27	3-7	0-3	3-6	1	7	8	1	5	9	1	0	1	0	0	26			
32 Alyssa Geary		11:36	2-6	0-1	0-0	4	0	4	0	0	4	0	0	0	0	2	16			
1 Lexus Bargesser		19:31	4-7	0-0	1-2	0	1	1	2	1	9	2	0	5	0	0	19			
3 Kaitlin Peterson		18:46	3-8	0-3	0-0	0	0	0	0	0	6	0	0	1	0	1	23			
52 Lilly Meister		15:27	4-6	0-0	2-3	2	2	4	1	3	10	1	3	1	1	0	24			
21 Henna Sandvik		16:27	0-1	0-1	0-0	2	0	2	1	2	0	1	0	1	0	0	15			
24 Mona Zaric		14:54	1-3	0-2	0-0	2	1	3	4	0	2	0	2	1	0	0	14			
25 Arielle Wisne		02:19	1-1	0-0	0-1	0	1	1	1	1	2	0	0	0	0	0	0			
Team						4	1	5			0		0							
Totals			38-73	5-22	12-20	18	27	45	13	20	93	15	9	16	5	4	56			

Technical Fouls: NONE

Shooting By Period		
1st FG%	7-21	33.3%
3PT%	0-7	0.0%
FT%	8-11	72.7%
2nd FG%	12-19	63.2%
3PT%	2-6	33.3%
FT%	1-3	33.3%
3rd FG%	8-15	53.3%
3PT%	3-4	75.0%
FT%	1-1	100%
4th FG%	11-18	61.1%
3PT%	0-5	0.0%
FT%	2-5	40%
GM FG%	38-73	52.1%
3PT%	5-22	22.7%
FT%	12-20	60.0%

Dead Ball Rebounds: 1, 2

	UML	IND
Biggest lead	2 (1 st 9:18)	59 (4 th 6:07)
Best Scoring Run	3 (1 st 7:14)	17 (4 th 6:07)
Lead Changes	1	
Times Tied	1	
Time with Lead	00:12	38:34

Points from	UML	IND
Turnovers	2	34
Paint	10	60
Second Chance	2	16
Fast Breaks	6	25
Bench	14	42

	Period by Period Scoring				
	1st	2nd	3rd	4th/TOT	
UML	12	5	7	13	37
IND	22	27	20	24	93

2022-23 BOX SCORES



Official Basketball Box Score - Final
Indiana at Tennessee
 11/14/22 Women's Basketball
 Knoxville, Tenn.

Game Time: 6:02 PM
 Game Duration: 1:53
 Attendance: 7,768

Officials: Roy Gulbeyan, Natasha Carry, Brian Garland

Indiana - 79

Record: 3-0

NO.	Name		Min	FG			3P		FT		Rebounds			Fouls		TP	AS	TO	ST	Blocks			+/-
				M-A	M-A	M-A	OR	DR	TOT	PF	FD	OR	DR	TOT	BS					BA	BA		
54	Mackenzie Holmes	F	34:20	7-12	0-3	2-2	3	7	10	3	2	16	2	4	0	1	0	13					
12	Yarden Garzon	G	21:40	2-6	0-1	0-0	0	1	1	5	0	4	2	0	1	2	1	16					
14	Sara Scalia	G	34:57	5-14	2-9	4-4	1	3	4	1	3	16	1	1	1	1	0	5					
22	Chloe Moore-McNeil	G	35:51	4-10	3-8	4-4	0	2	2	1	3	15	5	0	3	1	1	10					
34	Grace Berger	G	37:22	6-11	1-1	0-0	1	9	10	3	3	13	6	3	2	0	1	11					
33	Sydney Parrish		27:31	3-9	2-7	5-8	3	1	4	4	7	13	5	2	2	0	0	6					
52	Lilly Meister		01:47	0-0	0-0	0-0	0	0	0	2	0	0	0	0	0	0	0	-2					
1	Lexus Bargesser		01:53	1-1	0-0	0-0	0	0	0	1	0	2	0	0	0	0	0	2					
32	Alyssa Geary		04:39	0-0	0-0	0-0	0	0	0	1	1	0	0	0	0	0	1	-1					
Team							2	2	4			0											
Totals				28-63	8-29	15-18	10	25	35	21	19	79	21	10	9	6	3	12					

Technical Fouls: NONE

Shooting By Period		
1 st FG%	8-19	42.1%
3PT%	2-7	28.6%
FT%	4-4	100%
2 nd FG%	6-16	37.5%
3PT%	4-10	40.0%
FT%	2-4	50%
3 rd FG%	6-15	40.0%
3PT%	2-8	25.0%
FT%	3-4	75%
4 th FG%	8-13	61.5%
3PT%	0-4	0.0%
FT%	6-6	100%
GM FG%	28-63	44.4%
3PT%	8-29	27.6%
FT%	15-18	83.3%

Dead Ball Rebounds: 5, 1

Tennessee - 67

Record: 1-2

NO.	Name		Min	FG			3P		FT		Rebounds			Fouls		TP	AS	TO	ST	Blocks			+/-
				M-A	M-A	M-A	OR	DR	TOT	PF	FD	OR	DR	TOT	BS					BA	BA		
2	Rickea Jackson	F	31:13	6-14	2-3	3-3	2	4	6	4	4	17	4	6	1	1	1	-7					
20	Tamari Key	C	28:08	4-4	0-0	6-8	1	2	3	2	5	14	1	0	1	0	0	-10					
4	Jordan Walker	G	27:57	0-4	0-1	1-6	3	2	5	1	6	1	4	2	0	1	1	-5					
15	Jasmine Powell	G	33:26	5-15	3-8	3-4	3	7	10	1	2	16	4	1	1	0	2	-6					
21	Tess Darby	G	31:43	3-9	3-7	0-0	0	1	1	2	0	9	0	0	0	0	0	-7					
14	Jasmine Franklin		14:06	2-3	0-0	1-1	0	1	1	3	4	5	0	1	0	1	0	-2					
33	Marta Suárez		06:09	0-2	0-2	0-0	0	1	1	1	0	0	0	0	0	0	0	-10					
1	Sara Puckett		04:55	0-0	0-0	0-0	0	2	2	2	0	0	1	0	0	0	0	-11					
53	Jillian Hollingshead		08:05	1-2	0-1	0-0	1	0	1	3	0	2	1	2	0	0	0	-7					
5	Kaiya Wynn		06:00	0-1	0-0	0-0	0	1	1	0	0	0	0	1	0	0	1	3					
0	Brooklyn Miles		08:18	1-2	1-2	0-0	1	1	2	0	0	3	1	2	1	0	1	2					
Team							0	0	0			0											
Totals				22-56	9-24	14-22	11	22	33	19	21	67	16	15	4	3	6	-12					

Technical Fouls: NONE

Dead Ball Rebounds: 5, 1

	IND		TENN		Points from		Period by Period Scoring					
	1st	2nd	3rd	4th	1st	2nd	3rd	4th	TOT			
Biggest lead	16 (3 rd 8:35)	2 (1 st 7:24)			15	12						
Best Scoring Run	11 (1 st 1:26)	6 (2 nd 6:03)			30	20						
Lead Changes	6				17	10	IND	22	18	17	22	79
Times Tied	0				21	2	TENN	14	15	20	18	67
Time with Lead	37:27	01:37			15	10						



2022-23 BOX SCORES



Official Basketball Box Score - Final
Bowling Green at Indiana
 11/17/22 Simon Skjott Assembly Hall, Bloomington
 2022-23 Women's Basketball

Game Time: 7:00 PM
 Game Duration: 1:37
 Attendance: 3,673

Officials: Michael McConnell, Tiara Cruse, Brad Maxey

Bowling Green - 61

Record: 2-1

NO. Name		Min	FG	3P	FT	Rebounds			Fouls		TP	AS	TO	ST	Blocks		+/-
			M-A	M-A	M-A	OR	DR	TOT	PF	FD					BS	BA	
11 Jocelyn Tate	F	24:01	2-7	0-1	1-1	2	4	6	1	4	5	3	2	1	0	1	-23
21 Allison Day	F	20:43	2-8	0-0	2-2	3	4	7	1	4	6	0	2	0	0	2	-20
0 Morgan Sharps	G	26:14	1-8	1-5	0-0	0	2	2	2	0	3	1	0	0	0	0	-27
5 Elissa Brett	G	28:25	5-15	1-5	3-4	0	5	5	1	3	14	2	4	0	0	0	-21
12 Nyla Hampton	G	21:16	3-6	0-1	1-5	0	1	1	2	3	7	1	2	1	0	1	-24
3 Sophie Dziekan		17:10	4-6	0-0	0-0	1	0	1	1	1	8	0	3	1	1	0	-16
25 Lexi Fleming		05:39	1-2	1-2	0-0	0	0	0	0	2	3	0	0	1	0	0	-13
1 Amy Velasco		19:44	0-5	0-3	0-0	0	1	1	3	0	0	3	2	0	0	0	-14
13 Olivia Hill		10:39	2-3	0-0	0-0	1	0	1	1	1	4	0	0	1	0	1	-10
35 Kadie Hempfling		12:31	4-4	3-3	0-0	0	1	1	1	0	11	0	1	0	0	0	-9
33 Jaci Tubergen		05:04	0-3	0-1	0-0	1	0	1	0	0	0	1	0	0	0	1	0
20 Jasmine Fearne		04:20	0-1	0-1	0-0	0	0	0	0	0	0	1	0	0	0	0	0
23 Jasmine Clerkley		02:07	0-0	0-0	0-0	0	0	0	0	0	0	0	0	0	0	0	1
24 Payton Moore		02:07	0-0	0-0	0-0	0	1	1	0	0	0	0	0	0	1	0	1
Team						0	1	1			0						
Totals			24-68	6-22	7-12	8	20	28	13	18	61	12	16	5	2	6	-35

Shooting By Period		
1 st FG%	4-18	22.2%
3PT%	0-3	0.0%
FT%	2-4	50%
2 nd FG%	4-16	25.0%
3PT%	1-7	14.3%
FT%	2-4	50%
3 rd FG%	8-17	47.1%
3PT%	1-3	33.3%
FT%	3-4	75%
4 th FG%	8-17	47.1%
3PT%	4-9	44.4%
FT%	0-0	0%
GM FG%	24-68	35.3%
3PT%	6-22	27.3%
FT%	7-12	58.3%

Dead Ball Rebounds: 4, 0

Technical Fouls::NONE

Indiana - 96

Record: 4-0

NO. Name		Min	FG	3P	FT	Rebounds			Fouls		TP	AS	TO	ST	Blocks		+/-
			M-A	M-A	M-A	OR	DR	TOT	PF	FD					BS	BA	
54 Mackenzie Holmes	F	21:19	8-14	0-0	0-3	5	3	8	3	2	16	1	5	0	2	1	18
12 Yarden Garzon	G	22:26	4-10	2-7	1-1	0	6	6	1	2	11	5	2	0	0	0	21
14 Sara Scalia	G	25:31	5-8	2-5	5-5	0	4	4	1	2	17	3	2	2	0	0	25
22 Chloe Moore-McNeil	G	24:30	4-4	1-1	1-2	1	3	4	1	3	10	3	1	2	0	0	22
34 Grace Berger	G	29:21	7-13	0-0	0-0	0	4	4	2	2	14	6	3	1	1	0	33
33 Sydney Parrish		18:33	5-9	1-4	0-0	2	8	10	2	0	11	1	2	0	0	0	28
32 Alyssa Geary		12:02	1-2	1-1	2-2	1	2	3	3	1	5	1	0	0	2	0	20
1 Lexus Bargesser		07:31	0-0	0-0	0-0	0	2	2	2	0	0	2	0	0	0	0	-3
3 Kaitlin Peterson		17:54	3-4	0-1	0-0	0	1	1	0	1	6	0	2	4	0	0	13
52 Lilly Meister		07:39	3-4	0-0	0-0	0	0	0	0	2	6	0	1	0	0	1	-1
21 Henna Sandvik		08:10	0-0	0-0	0-0	0	1	1	1	0	0	2	0	0	0	0	-1
24 Mona Zaric		05:04	0-0	0-0	0-0	0	1	1	0	0	0	1	0	0	1	0	0
Team						1	2	3			0						
Totals			40-68	7-19	9-13	10	37	47	18	13	96	25	18	9	6	2	35

Shooting By Period		
1 st FG%	9-16	56.3%
3PT%	2-6	33.3%
FT%	8-11	72.7%
2 nd FG%	9-15	60.0%
3PT%	3-5	60.0%
FT%	0-0	0%
3 rd FG%	10-20	50.0%
3PT%	1-4	25.0%
FT%	0-1	0%
4 th FG%	12-17	70.6%
3PT%	1-4	25.0%
FT%	1-1	100%
GM FG%	40-68	58.8%
3PT%	7-19	36.8%
FT%	9-13	69.2%

Dead Ball Rebounds: 2, 0

Technical Fouls::NONE

	BGSU	IND
Biggest lead	2 (1 st 8:38)	40 (4 th 6:01)
Best Scoring Run	5(3 rd 6:04)	12(1 st 0:44)
Lead Changes	3	
Times Tied	2	
Time with Lead	00:36	37:31

	BGSU	IND
Points from Turnovers	6	20
Paint	26	54
Second Chance	8	13
Fast Breaks	9	11
Bench	26	28

	Period by Period Scoring				
	1st	2nd	3rd	4th	TOT
BGSU	10	11	20	20	61
IND	28	21	21	26	96

2022-23 BOX SCORES



Official Basketball Box Score - Final
Quinnipiac at Indiana
 11/20/22 Simon Skjott Assembly Hall, Bloomington
 2022-23 Women's Basketball

Game Time: 1:00 PM
 Game Duration: 1:45
 Attendance: 3,912

Officials: Frank Slerator, Jeff Cross, Erka Herriman

Quinnipiac - 55

Record: 2-2

NO. Name	Min	FG		3P	FT	Rebounds			Fouls		TP	AS	TO	ST	Blocks		+/-
		M-A	M-A	M-A	OR	DR	TOT	PF	FD	BS					BA		
15 CurTiera Haywood	F 29:33	2-10	0-3	2-2	1 3 4	3 2	6	2	2	1	1	1	1	1	1	-34	
30 Mikala Morris	F 28:50	8-15	0-1	0-0	0 2 2	3 2	16	5	5	0	2	1	0	2	1	-32	
21 Jackie Grisdale	G 32:10	4-6	2-3	0-0	2 1 3	4 1	10	3	1	0	0	1	0	0	1	-34	
24 Rose Caverly	G 29:16	1-4	0-1	4-6	1 1 2	1 6	6	2	3	1	0	0	0	0	-30		
32 Reiven Douglas	G 19:07	1-2	1-2	0-0	1 0 1	0 1	3	1	3	0	0	0	0	0	-17		
4 Grace LaBarge	07:50	0-0	0-0	0-0	1 1 2	1 0	0	0	0	0	0	0	0	0	-3		
10 Mary Baskerville	13:10	1-2	0-0	3-3	2 5 7	2 3	5	0	5	0	0	1	0	1	-7		
12 Ella O'Donnell	08:27	1-2	0-0	0-0	0 2 2	3 0	2	0	5	0	0	1	0	1	-1		
40 Rose Caso	14:01	1-3	0-0	2-2	0 0 0	0 1	4	1	1	2	0	1	0	1	-13		
44 Mackenzie Helms	17:36	1-4	1-1	0-0	0 0 1	1 2	3	0	1	1	1	0	0	0	-14		
Team																	
Totals		20-48	4-11	11-13	10 17 27	19 16	55	14	27	5	3	6	3	6	-37		

Technical Fouls::NONE

Shooting By Period		
1 st FG%	4-10	40.0%
3PT%	0-2	0.0%
FT%	4-4	100%
2 nd FG%	5-11	45.5%
3PT%	2-3	66.7%
FT%	2-2	100%
3 rd FG%	4-17	23.5%
3PT%	0-3	0.0%
FT%	3-5	60%
4 th FG%	7-10	70.0%
3PT%	2-3	66.7%
FT%	2-2	100%
GM FG%	20-48	41.7%
3PT%	4-11	36.4%
FT%	11-13	84.6%

Dead Ball Rebounds: 1, 0

Indiana - 92

Record: 5-0

NO. Name	Min	FG		3P	FT	Rebounds			Fouls		TP	AS	TO	ST	Blocks		+/-
		M-A	M-A	M-A	OR	DR	TOT	PF	FD	BS					BA		
54 Mackenzie Holmes	F 20:33	8-9	0-0	6-7	4 3 7	2 6	22	0	1	0	3	0	25				
12 Yarden Garzon	G 18:37	5-9	4-5	0-0	0 2 2	2 2	14	2	0	1	1	1	26				
14 Sara Scalia	G 29:46	3-8	0-3	0-0	0 4 4	1 3	6	1	3	2	0	0	19				
22 Chloe Moore-McNeil	G 23:47	1-4	1-4	2-2	0 2 2	2 2	5	4	1	1	0	0	19				
34 Grace Berger	G 26:38	6-11	0-2	1-2	0 4 4	0 1	13	6	1	1	0	0	31				
33 Sydney Parrish	23:53	1-7	1-3	1-2	2 0 2	4 1	4	3	1	3	1	2	30				
32 Alyssa Geary	12:42	5-6	0-1	1-2	1 1 2	2 1	11	1	0	0	1	0	7				
1 Lexus Bargesser	11:06	1-1	0-0	2-2	0 0 0	1 1	4	5	2	2	0	0	14				
3 Kaitlin Peterson	11:22	2-5	1-3	0-0	1 0 1	1 1	5	2	0	3	0	0	3				
52 Lilly Meister	06:45	1-2	0-0	2-2	1 0 1	0 1	4	0	0	1	0	0	5				
24 Mona Zaric	13:08	2-4	0-1	0-0	0 1 1	1 0	4	0	0	2	0	0	7				
25 Arielle Wisne	01:43	0-0	0-0	0-0	0 0 0	0 0	0	0	0	0	0	0	-1				
Team																	
Totals		35-66	7-22	15-19	13 19 32	16 19	92	24	9	16	6	3	37				

Technical Fouls::NONE

Dead Ball Rebounds: 5, 0

	QUIP	IND
Biggest lead	2 (1 st 9:27)	40 (4 th 0:37)
Best Scoring Run	6 (4 th 5:42)	14 (2 nd 9:37)
Lead Changes	5	
Times Tied	1	
Time with Lead	02:00	36:38

Points from	QUIP	IND
Turnovers	4	31
Paint	20	42
Second Chance	10	20
Fast Breaks	2	12
Bench	14	32

	Period by Period Scoring				
	1st	2nd	3rd	4th	TOT
QUIP	12	14	11	18	55
IND	27	22	20	23	92

2022-23 BOX SCORES



Official Basketball Box Score - Final
Indiana at Auburn
 11/25/22 Mirage, Las Vegas
 2022-23 Women's Basketball

Game Time: 5:45 PM
 Game Duration: 2:01

Officials: Eric Brewton, Doug Night, Ashley Birch

Indiana - 96

Record: 6-0

NO.	Name	F/G	3P	FT	Rebounds			Fouls		TP	AS	TO	ST	Blocks		+/-	
					M-A	M-A	M-A	OR	DR					TOT	PF		FD
54	Mackenzie Holmes	F 29:55	10-10	0-0	6-6	4	8	12	4	5	26	0	2	3	2	0	13
12	Yarden Garzon	G 33:52	8-17	4-7	1-1	0	6	6	3	1	21	6	2	0	0	2	15
14	Sara Scalia	G 39:16	3-12	2-6	4-6	0	2	2	1	5	12	1	3	0	1	1	16
22	Chloe Moore-McNeil	G 36:35	5-8	0-3	5-6	2	0	2	2	3	15	6	2	1	1	1	18
34	Grace Berger	G 01:14	1-1	0-0	0-0	0	0	0	0	1	2	0	0	0	0	0	0
33	Sydney Parrish	36:08	4-9	2-5	6-6	2	7	9	5	5	16	3	2	3	0	2	11
3	Kaitlin Peterson	09:58	1-3	0-2	0-0	0	0	0	0	0	2	2	0	0	0	1	7
32	Alyssa Geary	10:04	1-1	0-0	0-0	0	1	1	1	0	2	0	0	0	0	0	3
1	Lexus Bargesser	02:57	0-0	0-0	0-0	0	0	0	0	0	0	0	0	0	0	0	-7
52	Lilly Meister	00:01	0-0	0-0	0-0	0	0	0	1	0	0	0	0	0	0	0	-1
Team																	
Totals		33-61	8-23	22-25		8	25	33	17	20	96	18	12	7	3	7	15

Technical Fouls::NONE

Shooting By Period		
1 st	FG%	9-14 64.3%
	3PT%	2-6 33.3%
	FT%	5-6 83.3%
2 nd	FG%	8-18 44.4%
	3PT%	4-9 44.4%
	FT%	6-7 85.7%
3 rd	FG%	7-15 46.7%
	3PT%	1-6 16.7%
	FT%	2-2 100%
4 th	FG%	9-14 64.3%
	3PT%	1-2 50.0%
	FT%	9-10 90%
GM	FG%	33-61 54.1%
	3PT%	8-23 34.8%
	FT%	22-25 88.0%

Dead Ball Rebounds: 6, 1

Auburn - 81

Record: 3-2

NO.	Name	F/G	3P	FT	Rebounds			Fouls		TP	AS	TO	ST	Blocks		+/-	
					M-A	M-A	M-A	OR	DR					TOT	PF		FD
33	Kharyssa Richardson	F 09:16	1-2	0-0	0-0	0	2	2	2	0	2	0	1	1	0	0	1
4	Kaitlyn Duhon	G 15:15	2-7	1-3	2-2	1	2	3	2	2	7	1	0	0	0	0	-13
5	Aicha Coulibaly	G 36:37	7-17	0-2	8-11	3	0	3	3	7	22	1	4	3	2	1	-14
10	Sydney Shaw	G 33:28	3-8	2-6	0-0	0	2	2	1	1	8	5	2	0	0	0	-2
23	Honesty Scott-Grayson	G 31:13	8-15	4-6	2-3	2	4	6	4	0	22	1	4	0	1	1	-7
11	Romi Levy	17:42	2-4	0-1	0-0	2	0	2	4	0	4	2	0	0	1	0	0
51	Precious Johnson	23:06	3-4	0-0	2-6	4	1	5	1	4	8	0	2	0	0	0	-12
3	Jakayla Johnson	08:13	0-4	0-1	0-0	2	0	2	2	1	0	0	1	0	0	0	0
2	Sania Wells	07:31	2-2	1-1	0-0	0	1	1	0	0	5	0	0	0	0	0	-11
1	Mya Pratcher	07:16	0-1	0-0	0-0	1	1	2	0	0	0	0	0	0	2	0	-9
12	Mar'shaun Bostic	10:23	1-5	0-0	1-2	1	2	3	1	2	3	1	0	0	1	1	-8
Team																	
Totals		29-69	8-20	15-24		16	16	32	20	17	81	11	14	4	7	3	-15

Technical Fouls::NONE

Shooting By Period		
1 st	FG%	8-16 50.0%
	3PT%	3-5 60.0%
	FT%	4-8 50%
2 nd	FG%	6-20 30.0%
	3PT%	1-7 14.3%
	FT%	3-6 50%
3 rd	FG%	8-15 53.3%
	3PT%	2-4 50.0%
	FT%	3-4 75%
4 th	FG%	7-18 38.9%
	3PT%	2-4 50.0%
	FT%	5-6 83.3%
GM	FG%	29-69 42.0%
	3PT%	8-20 40.0%
	FT%	15-24 62.5%

Dead Ball Rebounds: 7, 1

	IND	AUB
Biggest lead	15 (2 nd 3:55)	2 (1 st 6:47)
Best Scoring Run	11 (2 nd 4:57)	6 (3 rd 0:14)
Lead Changes	6	
Times Tied	5	
Time with Lead	35:50	01:03

	IND	AUB
Points from		
Turnovers	11	15
Paint	46	32
Second Chance	11	16
Fast Breaks	10	9
Bench	20	20

	Period by Period Scoring			
	1st	2nd	3rd	4th
IND	25	26	17	28
AUB	23	16	21	21
TOT	96	96	81	81



2022-23 BOX SCORES



Official Basketball Box Score - Final
Memphis at Indiana
 11/26/22 Mirage, Las Vegas
 2022-23 Women's Basketball

Game Time: 5:45 PM
 Game Duration: 1:51

Officials: Eric Brewton, David Jenkins, Erica Parker

Memphis - 64

Record: 4-3

NO.	Name	F	Min	FG			FT			Rebounds			Fouls		TP	AS	TO	ST	Blocks		+/-
				M-A	M-A	M-A	OR	DR	TOT	PF	FD	BS	BA								
1	Hannah Riddick	F	20:15	1-6	0-1	4-8	7	3	10	0	5	6	1	2	0	0	1	0	0	1	-21
20	Jada Wright	C	16:23	3-5	1-1	2-2	0	4	4	3	1	9	0	0	0	0	0	0	0	0	-14
2	Madison Griggs	G	28:04	3-12	1-6	0-0	0	3	3	1	1	7	0	1	0	0	0	0	0	-17	
5	Emani Jefferson	G	22:49	2-6	0-0	1-2	1	1	2	3	3	5	1	2	1	0	0	0	0	-10	
23	Jamirah Shutes	G	32:26	5-17	1-5	4-5	0	1	1	1	4	15	4	1	1	1	0	0	0	-17	
0	Destyne Jackson		21:09	0-5	0-1	0-0	0	1	1	0	0	0	3	1	1	0	1	0	-1		
3	Shelbee Brown		09:20	1-2	1-2	0-0	0	1	1	3	1	3	0	0	1	0	0	0	0	12	
35	Aliyah Green		11:50	2-3	0-0	2-2	1	3	4	3	1	6	0	1	0	0	0	0	-4		
11	Tanyuel Welch		16:42	1-4	1-2	0-0	0	3	3	0	0	3	0	1	1	0	1	2	0		
34	Destiny Thomas		09:06	2-2	0-0	0-3	3	1	4	0	2	4	0	0	0	0	0	0	0	-1	
53	Lanetta Williams		10:26	3-5	0-0	0-0	2	3	5	0	0	6	0	0	0	0	0	0	-3		
24	Makaiya Brooks		01:30	0-0	0-0	0-0	0	0	0	0	0	0	0	0	0	0	0	0	0	-1	
Team							1	1	2			0		0							
Totals				23-67	5-18	13-22	15	25	40	14	18	64	9	9	5	0	3	-15			

Technical Fouls: NONE

Shooting By Period		
1 st	FG%	8-17 47.1%
	3PT%	3-6 50.0%
	FT%	2-3 66.7%
2 nd	FG%	4-18 22.2%
	3PT%	1-5 20.0%
	FT%	3-4 75%
3 rd	FG%	6-19 31.6%
	3PT%	1-4 25.0%
	FT%	2-6 33.3%
4 th	FG%	5-13 38.5%
	3PT%	0-3 0.0%
	FT%	6-9 66.7%
GM	FG%	23-67 34.3%
	3PT%	5-18 27.8%
	FT%	13-22 59.1%

Dead Ball Rebounds: 7, 0

Indiana - 79

Record: 7-0

NO.	Name	F	Min	FG			FT			Rebounds			Fouls		TP	AS	TO	ST	Blocks		+/-
				M-A	M-A	M-A	OR	DR	TOT	PF	FD	BS	BA								
54	Mackenzie Holmes	F	32:40	12-15	0-1	3-6	0	5	5	3	7	27	0	1	0	0	0	0	0	17	
12	Yarden Garzon	G	36:10	7-13	3-5	0-0	1	5	6	4	0	17	4	1	1	1	0	0	18		
14	Sara Scalia	G	38:58	6-16	4-11	0-0	1	5	6	1	1	16	2	1	1	0	0	0	16		
22	Chloe Moore-McNeil	G	36:39	1-4	1-3	4-4	1	5	6	3	2	7	9	2	0	1	0	0	18		
33	Sydney Parrish	G	34:51	3-7	1-4	3-6	3	4	7	4	3	10	4	2	1	1	0	0	21		
3	Kaitlin Peterson		11:59	1-3	0-1	0-0	0	0	0	1	0	2	0	0	0	0	0	0	-9		
52	Lily Meister		02:58	0-0	0-0	0-0	0	0	0	0	0	0	0	0	0	0	0	0	1		
1	Lexus Bargesser		01:21	0-0	0-0	0-0	0	0	0	0	0	0	0	1	0	0	0	0	-2		
32	Alyssa Geary		04:24	0-1	0-0	0-0	0	2	2	2	1	0	0	1	0	0	0	0	-5		
Team							1	2	3			0		0							
Totals				30-59	9-25	10-16	7	28	35	18	14	79	19	9	3	3	0	15			

Technical Fouls: NONE

Shooting By Period		
1 st	FG%	6-15 40.0%
	3PT%	1-5 20.0%
	FT%	2-4 50%
2 nd	FG%	12-18 66.7%
	3PT%	6-11 54.5%
	FT%	0-0 0%
3 rd	FG%	5-15 33.3%
	3PT%	2-7 28.6%
	FT%	3-4 75%
4 th	FG%	7-11 63.6%
	3PT%	0-2 0.0%
	FT%	5-8 62.5%
GM	FG%	30-59 50.8%
	3PT%	9-25 36.0%
	FT%	10-16 62.5%

Dead Ball Rebounds: 3, 3

	MEM	IND
Biggest lead	8 (2 nd 9:42)	16 (3 rd 5:31)
Best Scoring Run	7 (1 st 5:42)	10 (2 nd 8:02)
Lead Changes	6	
Times Tied	3	
Time with Lead	07:30	31:00

	MEM	IND
Points from Turnovers	13	6
Paint	28	34
Second Chance	13	8
Fast Breaks	4	10
Bench	22	2

Period by Period Scoring					
	1st	2nd	3rd	4th	TOT
MEM	21	12	15	16	64
IND	15	30	15	19	79

2022-23 BOX SCORES



Official Basketball Box Score - Final
North Carolina at Indiana
 12/01/22 Simon Skjott Assembly Hall, Bloomington
 2022-23 Women's Basketball

Game Time: 6:00 PM
 Game Duration: 1:48
 Attendance: 5,939

Officials: Maggie Tieman, Brian Garland, Frank Steratore

North Carolina - 63

Record: 6-1

NO.	Name	F/G	3P	FT	Rebounds			Fouls		TP	AS	TO	ST	Blocks		+/-						
					M-A	M-A	M-A	OR	DR					TOT	PF		FD	BS	BA			
31	Anya Poole	F 14:34	2-3	0-0	0-0	1	4	5	3	1	4	2	1	1	0	0	1					
1	Alyssa Ustby	G 25:31	4-15	0-1	0-0	2	6	8	4	0	8	2	2	1	1	0	-18					
3	Kennedy Todd-Williams	G 34:07	6-13	4-6	4-6	1	2	3	1	4	20	2	0	0	1	0	-21					
10	Eva Hodgson	G 40:00	2-8	2-3	2-2	1	1	2	3	2	8	2	3	1	1	2	-24					
25	Deja Kelly	G 40:00	3-12	1-3	4-5	0	3	3	1	6	11	7	1	0	0	0	-24					
13	Teonni Key	18:18	5-9	0-1	0-0	0	1	1	3	1	10	0	2	0	0	0	-9					
2	Paulina Paris	11:29	0-2	0-0	0-2	0	2	2	0	1	0	1	1	0	0	0	-13					
0	Alexandra Zelaya	04:39	1-2	0-0	0-0	0	0	0	0	0	2	0	0	0	0	0	-4					
20	Destiny Adams	11:22	0-1	0-0	0-0	1	3	4	4	0	0	0	0	0	2	0	-8					
Team																						
Totals						23-65	7-14	10-15		12	22	34		19	15	63	16	11	3	5	2	-24

Technical Fouls::NONE

Shooting By Period		
1 st FG%	7-17	41.2%
3PT%	4-6	66.7%
FT%	3-4	75%
2 nd FG%	5-20	25.0%
3PT%	1-3	33.3%
FT%	1-2	50%
3 rd FG%	7-17	41.2%
3PT%	2-4	50.0%
FT%	4-5	80%
4 th FG%	4-11	36.4%
3PT%	0-1	0.0%
FT%	2-4	50%
GM FG%	23-65	35.4%
3PT%	7-14	50.0%
FT%	10-15	66.7%

Dead Ball Rebounds: 4, 1

Indiana - 87

Record: 8-0

NO.	Name	F/G	3P	FT	Rebounds			Fouls		TP	AS	TO	ST	Blocks		+/-						
					M-A	M-A	M-A	OR	DR					TOT	PF		FD	BS	BA			
54	Mackenzie Holmes	F 31:46	10-17	0-0	5-7	3	2	5	1	8	25	3	6	0	1	2	22					
12	Yarden Garzon	G 28:07	3-6	2-3	1-2	0	7	7	3	1	9	7	3	1	0	0	13					
14	Sara Scalia	G 39:27	4-11	4-7	0-0	0	5	5	3	1	12	0	1	0	0	0	21					
22	Chloe Moore-McNeil	G 34:47	3-4	1-1	3-3	1	6	7	2	6	10	9	0	1	1	0	24					
33	Sydney Parrish	G 35:57	9-15	4-7	2-3	0	6	6	3	3	24	1	1	2	0	1	17					
21	Henna Sandvik	18:12	1-3	1-2	0-0	1	1	2	2	0	3	0	0	0	0	1	21					
32	Alyssa Geary	06:11	2-3	0-1	0-0	0	0	0	1	0	4	0	0	0	0	0	3					
1	Lexus Bargesser	01:46	0-0	0-0	0-0	0	0	0	0	0	0	0	0	0	0	0	0					
52	Lilly Meister	02:25	0-0	0-0	0-0	0	1	1	0	0	0	0	0	0	0	0	-1					
24	Mona Zaric	01:22	0-1	0-1	0-0	0	0	0	0	0	0	0	0	0	0	1	0					
Team																						
Totals						32-60	12-22	11-15		7	31	38		15	19	87	20	11	4	2	5	24

Technical Fouls::NONE

Shooting By Period		
1 st FG%	9-15	60.0%
3PT%	5-5	100.0%
FT%	4-5	80%
2 nd FG%	9-16	56.3%
3PT%	3-7	42.9%
FT%	1-1	100%
3 rd FG%	8-15	53.3%
3PT%	3-4	75.0%
FT%	4-6	66.7%
4 th FG%	6-14	42.9%
3PT%	1-6	16.7%
FT%	2-3	66.7%
GM FG%	32-60	53.3%
3PT%	12-22	54.5%
FT%	11-15	73.3%

Dead Ball Rebounds: 2, 0

	UNC	IND	Points from		Period by Period Scoring						
Biggest lead	7 (1 st 8:17)	24 (4 th 7:13)	UNC	IND							
Best Scoring Run	7 (1 st 8:17)	13 (1 st 5:49)	Turnovers	15	11						
Lead Changes	1		Paint	26	36	1st	2nd	3rd	4th	TOT	
Times Tied	0		Second Chance	7	6	UNC	21	12	20	10	63
Time with Lead	02:39	36:37	Fast Breaks	10	2	IND	27	22	23	15	87
			Bench	12	7						



2022-23 BOX SCORES



Official Basketball Box Score - Final

Illinois at Indiana

12/04/22 Simon Skjott Assembly Hall, Bloomington
2022-23 Women's Basketball

Game Time: 2:00 PM

Game Duration: 1:46

Attendance: 5,381

Officials: Kevin Pethel, Natasha Camy, Mark Berger

Illinois - 61

Record: 7-2 (0-1)

NO.	Name	Min	FG	3P	FT	Rebounds			Fouls		TP	AS	TO	ST	Blocks		+/-		
			M-A	M-A	M-A	OR	DR	TOT	PF	FD					BS	BA			
23	Brynn Shoup-Hill	F 12:17	0-1	0-1	0-0	0	2	2	0	0	0	1	0	1	0	0	-7		
44	Kendall Bostic	F 35:07	4-5	0-0	0-0	4	10	14	2	0	8	1	2	0	4	1	-4		
3	Makira Cook	G 38:31	12-25	3-4	6-6	0	5	5	3	7	33	0	4	0	0	3	0		
12	Jayla Oden	G 14:48	1-3	0-2	0-1	0	1	1	3	1	2	0	2	0	0	-6			
24	Adalia McKenzie	G 35:09	3-13	0-2	3-6	3	8	11	3	3	9	1	3	2	0	-10			
11	Jada Peebles	33:23	1-4	1-1	0-0	1	2	3	1	0	3	0	1	1	1	0			
1	Genesis Bryant	28:58	2-10	2-6	0-0	0	2	2	4	4	6	1	1	1	0	8			
14	Geovana Lopes	01:47	0-0	0-0	0-0	0	0	0	0	0	0	0	0	0	0	0			
Team						3	2	5			0		1						
Totals						23-61	6-16	9-13	11	32	43	16	15	61	4	14	5	6	-4

Technical Fouls::NONE

Shooting By Period		
1 st FG%	4-13	30.8%
3PT%	2-5	40.0%
FT%	1-2	50%
2 nd FG%	9-17	52.9%
3PT%	3-4	75.0%
FT%	0-3	0%
3 rd FG%	4-12	33.3%
3PT%	0-4	0.0%
FT%	4-4	100%
4 th FG%	6-19	31.6%
3PT%	1-3	33.3%
FT%	4-4	100%
GM FG%	23-61	37.7%
3PT%	6-16	37.5%
FT%	9-13	69.2%

Dead Ball Rebounds: 2, 0

Indiana - 65

Record: 9-0 (1-0)

NO.	Name	Min	FG	3P	FT	Rebounds			Fouls		TP	AS	TO	ST	Blocks		+/-			
			M-A	M-A	M-A	OR	DR	TOT	PF	FD					BS	BA				
54	Mackenzie Holmes	F 35:12	11-21	0-0	1-3	2	4	6	4	3	23	1	4	3	4	0	8			
12	Yarden Garzon	G 28:16	4-12	1-4	0-0	0	3	3	3	1	9	3	2	0	0	1	10			
14	Sara Scalla	G 37:55	2-9	0-5	2-2	0	6	6	1	5	6	6	1	0	0	2	6			
22	Chloe Moore-McNeil	G 38:57	5-9	2-4	1-1	1	1	2	2	2	13	3	1	1	0	2	4			
33	Sydney Parrish	G 39:19	3-8	2-4	4-6	0	10	10	3	5	12	2	0	4	2	0	5			
21	Henna Sandvik	13:49	1-1	0-0	0-0	0	1	1	0	0	2	0	0	1	0	0	-8			
52	Lilly Meister	04:48	0-0	0-0	0-0	0	1	1	2	0	0	0	2	0	0	0	-4			
1	Lexus Bargesser	01:44	0-2	0-0	0-0	0	1	1	0	0	0	0	0	0	0	0	-1			
Team						4	2	6			0		0							
Totals						26-62	5-17	8-12	7	29	36	15	16	65	15	10	9	6	5	4

Technical Fouls::NONE

Shooting By Period		
1 st FG%	9-14	64.3%
3PT%	3-4	75.0%
FT%	0-0	0%
2 nd FG%	5-13	38.5%
3PT%	1-5	20.0%
FT%	2-4	50%
3 rd FG%	5-19	26.3%
3PT%	1-5	20.0%
FT%	0-1	0%
4 th FG%	7-16	43.8%
3PT%	0-3	0.0%
FT%	6-7	85.7%
GM FG%	26-62	41.9%
3PT%	5-17	29.4%
FT%	8-12	66.7%

Dead Ball Rebounds: 1, 0

	ILL		IND		Points from	ILL	IND	Period by Period Scoring						
	1st	2nd	3rd	4th				TOT	1st	2nd	3rd	4th	TOT	
Biggest lead	4 (3 rd 7:35)	14 (1 st 3:06)			Turnovers	10	20							
Best Scoring Run	9 (3 rd 7:35)	11 (3 rd 2:22)			Paint	28	38	ILL	11	21	12	17	61	
Lead Changes	6				Second Chance	4	9	IND	21	13	11	20	65	
Times Tied	7				Fast Breaks	15	6							
Time with Lead	04:50	28:44			Bench	9	2							

2022-23 BOX SCORES



Official Basketball Box Score - Final
Indiana at Penn St.
 12/08/22 Bryce Jordan Center, State College
 2022-23 Women's Basketball

Game Time: 7:00 PM
 Game Duration: 1:42
 Attendance: 1,621

Officials: Gina Cross, Ily Seales, Brad Maxey

Indiana - 67

Record: 10-0 (2-0)

NO.	Name	Min	FG		3P	FT	Rebounds		Fouls		TP	AS	TO	ST	Blocks		+/-	
			M-A	M-A	M-A	OR	DR	TOT	PF	FD					BS	BA		
54	Mackenzie Holmes	F 34:36	8-12	0-0	2-3	0	10	10	3	4	18	1	2	1	1	0	10	
12	Yarden Garzon	G 33:59	3-5	1-1	0-0	1	7	8	5	2	7	5	6	1	0	0	8	
14	Sara Scalia	G 38:49	3-12	1-7	0-0	0	3	3	0	2	7	4	4	2	0	0	12	
22	Chloe Moore-McNeil	G 38:54	3-4	1-2	4-4	0	3	3	1	3	11	7	1	1	1	0	9	
33	Sydney Parrish	G 33:44	7-13	2-4	2-2	2	5	7	3	3	18	3	4	0	0	0	14	
21	Henna Sandvik	12:17	2-3	0-1	0-0	0	0	0	0	0	4	0	0	0	0	0	-4	
52	Lilly Meister	05:24	1-2	0-0	0-0	0	0	0	1	0	2	0	0	0	0	0	-1	
1	Lexus Bargesser	02:17	0-0	0-0	0-0	0	0	0	0	0	0	0	0	0	0	0	-3	
Team							3	3	6									
Totals			27-51	5-15	8-9		6	31	37	13	14	67	20	17	5	2	0	9

Technical Fouls::NONE

Shooting By Period		
1st FG%	6-11	54.5%
3PT%	2-5	40.0%
FT%	2-2	100%
2nd FG%	5-13	38.5%
3PT%	0-2	0.0%
FT%	0-0	0%
3rd FG%	8-16	50.0%
3PT%	2-7	28.6%
FT%	4-5	80%
4th FG%	8-11	72.7%
3PT%	1-1	100.0%
FT%	2-2	100%
GM FG%	27-51	52.9%
3PT%	5-15	33.3%
FT%	8-9	88.9%

Dead Ball Rebounds: 0, 1

Penn St. - 58

Record: 7-3 (0-2)

NO.	Name	Min	FG		3P	FT	Rebounds		Fouls		TP	AS	TO	ST	Blocks		+/-	
			M-A	M-A	M-A	OR	DR	TOT	PF	FD					BS	BA		
24	Alexa Williamson	F 25:11	4-4	0-0	2-3	0	4	4	2	2	10	1	1	0	0	0	3	
4	Shay Ciezki	G 34:15	3-11	0-4	0-1	1	1	2	2	2	6	1	4	1	0	1	-9	
5	Leilani Kapinus	G 34:16	5-13	1-5	4-4	3	5	8	3	2	15	3	2	1	0	0	-3	
20	Makenna Marisa	G 40:00	5-18	1-5	1-2	2	5	7	2	1	12	4	1	2	0	1	-9	
22	Alli Campbell	G 30:30	3-8	2-5	0-0	1	1	2	2	3	8	3	0	3	0	0	-7	
11	Anna Camden	07:26	0-3	0-3	0-0	1	0	1	0	1	0	0	1	0	0	0	-8	
23	Taniyah Thompson	01:04	0-0	0-0	0-0	0	0	0	0	0	0	0	0	0	0	0	0	
10	Chanaya Pinto	17:33	3-5	0-0	1-2	1	0	1	1	2	7	1	1	1	0	0	-6	
33	Johnasia Cash	03:12	0-2	0-0	0-0	2	0	2	2	0	0	0	1	0	0	0	-7	
1	Ali Brigham	06:33	0-0	0-0	0-0	0	1	1	0	0	0	0	1	0	0	0	1	
Team						1	2	3										
Totals			23-64	4-22	8-12		12	19	31	14	13	58	14	11	8	0	2	-9

Technical Fouls::NONE

Shooting By Period		
1st FG%	6-24	25.0%
3PT%	2-7	28.6%
FT%	1-2	50%
2nd FG%	6-13	46.2%
3PT%	2-4	50.0%
FT%	0-1	0%
3rd FG%	4-12	33.3%
3PT%	0-6	0.0%
FT%	3-3	100%
4th FG%	7-15	46.7%
3PT%	0-5	0.0%
FT%	4-6	66.7%
GM FG%	23-64	35.9%
3PT%	4-22	18.2%
FT%	8-12	66.7%

Dead Ball Rebounds: 1, 0

	IU	PSU	Points from	IU	PSU	Period by Period Scoring					
Biggest lead	15 (4 th 7:47)	5 (2 nd 4:48)	Turnovers	16	19						
Best Scoring Run	9 (3 rd 1:45)	11 (2 nd 7:14)	Paint	38	34						
Lead Changes	4		Second Chance	4	9	IU	16	10	22	19	67
Times Tied	3		Fast Breaks	13	11	PSU	15	14	11	18	58
Time with Lead	24:49	11:45	Bench	6	7						



2022-23 BOX SCORES



Official Basketball Box Score - Final
Morehead St. at Indiana
 12/18/22 Simon Skjoldt Assembly Hall, Bloomington
 2022-23 Women's Basketball

Game Time: 2:00 PM
 Game Duration: 1:34
 Attendance: 4,720

Officials: Angie Enlund, Frank Seratore, Xiomara Cruz-Johnson

Morehead St. - 24

Record: 4-7

NO.	Name	Min	FG		3P		FT		Rebounds			Fouls		TP	AS	TO	ST	Blocks		+/-
			M-A	M-A	M-A	M-A	OR	DR	TOT	PF	FD	BS	BA							
14	Sophie Benharouga	F 32:13	2-8	1-3	0-2	1	6	7	1	3	5	0	2	1	0	2	0	2	-42	
33	Isabel Gonzalez	C 12:55	1-2	0-0	0-0	1	0	1	3	0	2	0	2	0	0	0	0	-22		
0	Veronica Charles	G 30:01	2-14	2-9	0-0	0	5	5	5	1	6	0	4	2	0	0	0	-51		
3	Sandra Lin	G 37:24	1-5	1-3	0-0	1	1	2	2	2	3	2	6	2	0	1	0	-62		
13	Crystal Corley	G 16:44	2-6	0-0	0-0	2	1	3	0	2	4	1	3	0	0	1	0	-30		
22	Hallie Rhodes	G 21:19	0-3	0-0	1-2	0	0	0	2	1	1	1	0	1	1	1	0	-27		
11	Jayden Rhodes	G 10:33	0-2	0-2	0-0	0	0	0	0	1	0	0	1	1	0	0	0	-12		
34	Valentina Saric	G 20:51	1-6	1-4	0-0	2	1	3	0	0	3	0	0	0	0	0	1	-34		
20	Melissa Secchiarioli	G 15:24	0-5	0-2	0-0	0	1	1	3	0	0	0	3	0	0	1	0	-34		
15	Aina Subirats	G 02:36	0-0	0-0	0-0	0	1	1	1	0	0	1	0	0	0	0	0	-1		
Team						1	2	3			0		4							
Totals			9-51	5-23	1-4	8	18	26	17	10	24	5	25	7	1	6	0	-63		

Technical Fouls: NONE

Shooting By Period		
1 st FG%	1-13	7.7%
3PT%	1-8	12.5%
FT%	1-2	50%
2 nd FG%	3-14	21.4%
3PT%	2-8	25.0%
FT%	0-0	0%
3 rd FG%	2-15	13.3%
3PT%	1-3	33.3%
FT%	0-0	0%
4 th FG%	3-9	33.3%
3PT%	1-4	25.0%
FT%	0-2	0%
GM FG%	9-51	17.6%
3PT%	5-23	21.7%
FT%	1-4	25.0%

Dead Ball Rebounds: 3, 0

Indiana - 87

Record: 11-0

NO.	Name	Min	FG		3P		FT		Rebounds			Fouls		TP	AS	TO	ST	Blocks		+/-
			M-A	M-A	M-A	M-A	OR	DR	TOT	PF	FD	BS	BA							
54	Mackenzie Holmes	F 18:27	4-6	0-0	4-4	0	5	5	3	5	12	1	1	0	1	0	30			
12	Yarden Garzon	G 18:05	5-10	4-6	2-2	1	1	2	2	2	16	3	3	0	1	0	26			
14	Sara Scalia	G 21:10	5-8	2-3	1-1	0	2	2	0	2	13	1	0	2	0	0	42			
22	Chloe Moore-McNeil	G 27:57	3-5	1-2	0-0	1	6	7	0	2	7	5	0	1	0	0	39			
33	Sydney Parrish	G 20:54	5-10	1-3	1-2	0	3	3	1	1	12	1	1	3	1	0	31			
21	Henna Sandvik	G 26:18	0-3	0-2	0-0	0	4	4	1	0	0	1	1	1	0	1	45			
52	Lilly Meister	G 15:37	3-5	0-0	1-2	3	5	8	0	2	7	1	1	2	0	0	25			
1	Lexus Bargsesser	G 18:33	2-2	0-0	0-0	0	2	2	1	0	4	6	1	1	0	0	32			
32	Alyssa Geary	G 16:37	2-4	0-1	2-3	1	4	5	1	2	6	2	2	1	3	0	22			
24	Mona Zaric	G 13:32	3-4	1-1	0-0	1	2	3	0	0	7	0	2	0	0	0	20			
25	Arielle Wisne	G 02:50	1-2	0-0	1-2	2	0	2	1	1	3	0	0	0	0	0	3			
Team						0	0	0			0		0							
Totals			33-59	9-18	12-16	9	34	43	10	17	87	21	12	11	6	1	63			

Technical Fouls: NONE

Shooting By Period		
1 st FG%	11-16	68.8%
3PT%	3-3	100.0%
FT%	3-3	100%
2 nd FG%	4-14	28.6%
3PT%	2-7	28.6%
FT%	6-8	75%
3 rd FG%	8-12	66.7%
3PT%	1-3	33.3%
FT%	0-0	0%
4 th FG%	10-17	58.8%
3PT%	3-5	60.0%
FT%	3-5	60%
GM FG%	33-59	55.9%
3PT%	9-18	50.0%
FT%	12-16	75.0%

Dead Ball Rebounds: 3, 0

	MSU		IND		Points from		MSU		IND		Period by Period Scoring				
	1 st	2 nd	3 rd	4 th	Turnovers	Paint	Second Chance	Fast Breaks	Bench	1st	2nd	3rd	4th	TOT	
Biggest lead	0 (1 st 10:00)	63 (4 th 1:12)			6	36	0	14	27	MSU	4	8	5	7	24
Best Scoring Run	3 (1 st 7:06)	16 (1 st 0:01)			8	40	0	19	27	IND	28	16	17	26	87
Lead Changes	0	0													
Times Tied	0	0													
Time with Lead	00:00	39:45													

2022-23 BOX SCORES



Official Basketball Box Score - Final
Butler at Indiana
 12/21/22 Simon Skjoldt Assembly Hall, Bloomington
 2022-23 Women's Basketball

Game Time: 1:00 PM
 Game Duration: 1:35
 Attendance: 5,898

Officials: Mark Resch, Kalei Enterline, Natosha Harris

Butler - 50

Record: 5-7

NO. Name	Min	FG		3P	Rebounds			Fouls		TP	AS	TO	ST	Blocks		+/-
		M-A	M-A	M-A	OR	DR	TOT	PF	FD					BS	BA	
32 Sydney Jaynes	F 29:16	5-14	0-3	1-2	1	4	5	2	4	11	2	4	0	0	1	-16
5 Shay Frederick	G 16:56	1-4	1-3	0-0	0	0	0	3	0	3	0	0	5	0	1	0
11 Tenley Dowell	G 22:10	2-4	1-2	0-0	0	3	3	3	2	5	1	2	1	0	0	-1
14 Rachel McLimore	G 35:41	4-12	1-5	4-4	1	0	1	1	2	13	3	2	2	0	-17	
21 Caroline Strande	G 28:02	2-5	1-3	0-0	0	6	6	3	0	5	2	0	0	0	-9	
55 Kendall Wingle	G 20:33	3-6	1-3	0-0	0	0	0	0	1	7	0	1	0	0	-6	
34 Anna Mortag	G 09:16	0-2	0-0	0-0	0	1	1	0	0	0	1	3	1	0	-11	
44 Kelsy Taylor	G 10:44	2-4	0-0	0-0	2	1	3	2	0	4	0	1	0	0	-1	
10 Trinity White	G 18:48	1-3	0-1	0-0	0	3	3	0	0	2	0	1	0	0	-19	
12 Chloe Jeffers	G 08:34	0-1	0-0	0-0	0	0	0	0	0	0	1	0	0	0	-5	
Team					1	3	4			0		0				
Totals		20-55	5-20	5-6	5	21	26	14	9	50	10	14	9	0	-17	

Technical Fouls::NONE

Shooting By Period		
1 st FG%	5-12	41.7%
3PT%	1-5	20.0%
FT%	2-2	100%
2 nd FG%	3-13	23.1%
3PT%	0-3	0.0%
FT%	1-1	100%
3 rd FG%	6-15	40.0%
3PT%	1-5	20.0%
FT%	0-1	0%
4 th FG%	6-15	40.0%
3PT%	3-7	42.9%
FT%	2-2	100%
GM FG%	20-55	36.4%
3PT%	5-20	25.0%
FT%	5-6	83.3%

Dead Ball Rebounds: 0, 0

Indiana - 67

Record: 12-0

NO. Name	Min	FG		3P	Rebounds			Fouls		TP	AS	TO	ST	Blocks		+/-
		M-A	M-A	M-A	OR	DR	TOT	PF	FD					BS	BA	
54 Mackenzie Holmes	F 29:08	8-12	1-1	4-4	1	6	7	3	5	21	3	0	1	1	0	14
12 Yarden Garzon	G 36:32	4-11	3-8	2-2	0	3	3	0	1	13	3	5	0	0	0	19
14 Sara Scalia	G 28:10	4-12	1-4	0-0	1	2	3	0	0	9	2	1	0	0	-2	
22 Chloe Moore-McNeil	G 35:33	1-6	0-3	4-4	1	6	7	0	5	6	4	3	1	0	0	17
33 Sydney Parrish	G 33:28	4-8	2-4	0-0	1	3	4	2	1	10	1	3	1	0	0	20
21 Henna Sandvik	G 03:52	0-0	0-0	0-0	0	0	0	0	0	0	0	1	0	0	-2	
32 Alyssa Geary	G 07:13	0-0	0-0	0-0	0	2	2	2	0	0	0	1	0	0	-1	
1 Lexus Bargesser	G 18:41	3-5	0-0	2-3	1	5	6	1	2	8	2	1	1	1	0	17
52 Lilly Meister	G 04:23	0-0	0-0	0-0	0	2	2	1	0	0	0	1	0	0	5	
24 Mona Zaric	G 03:00	0-0	0-0	0-0	0	0	0	0	0	0	0	0	0	0	-2	
Team					3	1	4			0		0				
Totals		24-54	7-20	12-13	8	30	38	9	14	67	15	16	4	2	0	17

Technical Fouls::NONE

Shooting By Period		
1 st FG%	6-14	42.9%
3PT%	2-6	33.3%
FT%	3-3	100%
2 nd FG%	6-14	42.9%
3PT%	3-6	50.0%
FT%	5-5	100%
3 rd FG%	7-12	58.3%
3PT%	0-2	0.0%
FT%	1-1	100%
4 th FG%	5-14	35.7%
3PT%	2-6	33.3%
FT%	3-4	75%
GM FG%	24-54	44.4%
3PT%	7-20	35.0%
FT%	12-13	92.3%

Dead Ball Rebounds: 2, 1

	BUTLER	IND
Biggest lead	2 (1 st 9:22)	22 (4 th 6:26)
Best Scoring Run	5 (1 st 4:11)	9 (2 nd 8:31)
Lead Changes	1	
Times Tied	3	
Time with Lead	00:53	36:03

Points from	BUTLER	IND
Turnovers	8	15
Paint	26	32
Second Chance	4	11
Fast Breaks	4	12
Bench	13	8

	Period by Period Scoring			
	1st	2nd	3rd	4th
BUTLER	13	7	13	17
IND	17	20	15	15



2022-23 BOX SCORES



Official Basketball Box Score - Final
Indiana at Michigan St.
 12/29/22 Breslin Events Center, East Lansing
 2022-23 MSU Women's Basketball

Game Time: 3:00 PM
 Game Duration: 2:04
 Attendance: 4,533

Officials: Gina Cross, Natasha Curry, Lauren Niemiera

Indiana - 78

Record: 12-1 (2-1)

NO.	Name	Min	FG		3P		FT		Rebounds			Fouls		TP	AS	TO	ST	Blocks		+/-
			M-A	M-A	M-A	M-A	OR	DR	TOT	PF	FD	BS	BA							
54	Mackenzie Holmes	F 35:47	12-17	0-0	8-10	1	11	12	2	9	32	0	2	1	1	0	5			
12	Yarden Garzon	G 36:29	7-11	2-4	1-1	1	2	3	3	1	17	6	5	0	2	0	-1			
14	Sara Scalia	G 29:36	2-6	0-3	0-0	0	1	1	3	1	4	1	5	0	0	0	-13			
22	Chloe Moore-McNeil	G 38:59	4-7	0-1	3-4	3	1	4	2	4	11	7	4	3	0	1	-1			
33	Sydney Parrish	G 35:31	4-10	1-4	1-2	1	1	2	5	1	10	4	2	1	0	2	-5			
21	Henna Sandvik	04:33	0-0	0-0	0-0	0	1	1	0	0	0	1	0	0	0	0	-1			
32	Alyssa Geary	04:15	0-0	0-0	0-0	0	1	1	3	0	0	0	1	0	0	0	-12			
1	Lexus Baggesser	14:50	2-2	0-0	0-0	0	0	0	3	1	4	0	1	1	1	0	3			
Team									1	0	1	0		1						
Totals			31-53	3-12	13-17	7	18	25	21	17	78	19	21	6	4	3	-5			

Technical Fouls::NONE

Shooting By Period		
1 st FG%	5-11	45.5%
3PT%	1-2	50.0%
FT%	4-5	80%
2 nd FG%	7-12	58.3%
3PT%	1-3	33.3%
FT%	3-4	75%
3 rd FG%	7-13	53.8%
3PT%	0-3	0.0%
FT%	4-6	66.7%
4 th FG%	12-17	70.6%
3PT%	1-4	25.0%
FT%	2-2	100%
GM FG%	31-53	58.5%
3PT%	3-12	25.0%
FT%	13-17	76.5%

Dead Ball Rebounds: 3, 0

Michigan St. - 83

Record: 9-5 (1-2)

NO.	Name	Min	FG		3P		FT		Rebounds			Fouls		TP	AS	TO	ST	Blocks		+/-
			M-A	M-A	M-A	M-A	OR	DR	TOT	PF	FD	BS	BA							
12	Isaline Alexander	F 17:19	1-3	0-0	3-6	3	1	4	2	3	5	1	0	1	0	0	-8			
0	DeeDee Hagemann	G 35:52	4-9	3-5	4-5	0	1	1	2	4	15	8	3	5	0	1	3			
1	Tory Ozment	G 25:50	0-2	0-1	1-2	0	1	1	3	1	0	3	2	1	1	3				
5	Kamaria McDaniel	G 34:47	10-17	0-1	4-6	0	1	1	0	5	24	3	4	1	1	1	2			
11	Matilda Ekh	G 36:51	7-9	1-1	3-4	1	4	5	1	3	18	3	1	1	0	0	3			
14	Taiyer Parks	18:40	7-9	0-0	4-6	3	5	8	4	4	18	0	1	2	0	0	12			
22	Moira Joiner	12:41	0-1	0-0	0-0	1	1	2	1	0	0	3	1	0	0	0	3			
40	Julia Ayrault	11:57	1-4	0-1	0-0	0	0	0	4	0	2	0	1	1	1	1	9			
4	Theryn Hallock	02:48	0-0	0-0	0-0	0	0	0	0	1	0	0	1	0	0	0	2			
13	Stephanie Visscher	03:15	0-0	0-0	0-0	0	0	0	0	0	0	0	0	0	0	0	-4			
Team									2	2	4	0		0						
Totals			30-54	4-9	19-29	10	16	26	17	21	83	18	15	13	3	4	5			

Technical Fouls::NONE

Shooting By Period		
1 st FG%	8-13	61.5%
3PT%	0-2	0.0%
FT%	3-6	50%
2 nd FG%	7-14	50.0%
3PT%	1-1	100.0%
FT%	1-2	50%
3 rd FG%	8-14	57.1%
3PT%	2-4	50.0%
FT%	4-6	66.7%
4 th FG%	7-13	53.8%
3PT%	1-2	50.0%
FT%	11-15	73.3%
GM FG%	30-54	55.6%
3PT%	4-9	44.4%
FT%	19-29	65.5%

Dead Ball Rebounds: 6, 0

	IND	MSU
Biggest lead	1 (1 st 9:26)	11 (3 rd 3:53)
Best Scoring Run	6 (2 nd 6:57)	8 (1 st 1:37)
Lead Changes	5	
Times Tied	7	
Time with Lead	01:40	35:49

Points from	IND	MSU
Turnovers	11	28
Paint	48	48
Second Chance	10	15
Fast Breaks	2	4
Bench	4	20

	Period by Period Scoring				
	1st	2nd	3rd	4th	TOT
IND	15	18	18	27	78
MSU	19	16	22	26	83

2022-23 BOX SCORES



Official Basketball Box Score - Final
Nebraska at Indiana
 01/01/23 Simon Skjold Assembly Hall, Bloomington
 2022-23 Women's Basketball

Game Time: 1:00 PM
 Game Duration: 2:05
 Attendance: 7,152

Officials: Kevin Peltiel, Maggie Tieman, Nykesha Thompson

Nebraska - 62

Record: 10-5 (2-2)

NO.	Name	Min	FG		3P	FT			Rebounds			Fouls		TP	AS	TO	ST	Blocks		+/-
			M-A	M-A	M-A	OR	DR	TOT	PF	FD	BS	BA								
34	Isabelle Bourne	F 38:42	6-11	2-5	1-1	2	5	7	3	2	15	0	1	2	1	1	1	-3		
40	Alexis Markowski	C 29:54	3-7	1-1	3-3	0	6	6	3	2	10	0	2	0	0	2	-9			
1	Jaz Shelley	G 41:35	2-11	1-4	0-0	1	6	7	1	1	5	6	6	4	0	2	-13			
4	Sam Haiby	G 25:21	4-8	1-1	1-2	0	5	5	4	3	10	4	4	0	0	1	3			
42	Maddie Krull	G 27:50	1-2	1-1	0-2	0	1	1	2	1	3	1	1	1	0	0	-5			
15	Kendall Moriarty	19:24	2-3	1-2	0-0	0	1	1	3	0	5	0	2	0	0	0	-14			
44	Maggie Mendelson	08:09	1-1	0-0	0-0	1	2	3	2	0	2	0	2	0	1	0	1			
14	Callin Hake	20:50	4-12	2-6	0-1	0	3	3	1	1	10	0	2	0	0	1	-7			
32	Kendall Coley	05:46	0-1	0-0	0-0	0	0	0	1	0	0	0	0	0	0	0	-11			
21	Annika Stewart	07:29	1-4	0-2	0-0	1	0	1	1	0	2	1	1	0	0	0	-2			
Team						2	2	4			0		0							
Totals			24-60	9-22	5-9	7	31	38	21	10	62	12	21	7	2	7	-12			

Technical Fouls: NONE

Shooting By Period		
1 st FG%	9-14	64.3%
3PT%	4-5	80.0%
FT%	0-0	0%
2 nd FG%	3-12	25.0%
3PT%	1-7	14.3%
FT%	1-2	50%
3 rd FG%	7-14	50.0%
3PT%	2-5	40.0%
FT%	2-5	40%
4 th FG%	5-14	35.7%
3PT%	2-4	50.0%
FT%	2-2	100%
:OT FG%	0-6	0.0%
3PT%	0-1	0.0%
FT%	0-0	0%
GM FG%	24-60	40.0%
3PT%	9-22	40.9%
FT%	5-9	55.6%

Dead Ball Rebounds: 2, 0

Indiana - 74

Record: 13-1 (3-1)

NO.	Name	Min	FG		3P	FT			Rebounds			Fouls		TP	AS	TO	ST	Blocks		+/-
			M-A	M-A	M-A	OR	DR	TOT	PF	FD	BS	BA								
54	Mackenzie Holmes	F 39:44	8-14	0-0	6-9	2	8	10	2	5	22	3	2	1	5	0	15			
12	Yarden Garzon	G 35:21	3-11	1-4	4-4	0	5	5	3	2	11	2	4	3	2	0	6			
14	Sara Scalia	G 32:53	2-6	0-0	2-2	1	4	5	0	3	6	0	0	1	0	0	6			
22	Chloe Moore-McNeil	G 42:32	3-10	0-3	7-8	0	4	4	1	4	13	4	3	5	0	2	11			
33	Sydney Parrish	G 41:16	5-12	3-9	3-3	0	7	7	2	4	16	3	2	2	0	0	16			
1	Lexus Bargeser	23:16	1-4	0-0	2-2	1	3	4	1	2	4	1	0	0	0	0	7			
21	Henna Sandvik	04:42	0-1	0-0	0-0	0	0	0	0	0	0	0	1	0	0	0	2			
52	Lilly Meister	01:37	0-0	0-0	0-0	0	0	0	0	0	0	0	0	0	0	0	0			
32	Alyssa Geary	03:39	1-1	0-0	0-2	1	0	1	1	1	2	0	1	0	0	0	-3			
Team						2	0	2			0		0							
Totals			23-59	4-16	24-30	7	31	38	10	21	74	13	13	12	7	2	12			

Technical Fouls: NONE

Shooting By Period		
1 st FG%	6-13	46.2%
3PT%	1-2	50.0%
FT%	6-7	85.7%
2 nd FG%	4-17	23.5%
3PT%	0-7	0.0%
FT%	4-4	100%
3 rd FG%	5-11	45.5%
3PT%	0-1	0.0%
FT%	6-9	66.7%
4 th FG%	5-13	38.5%
3PT%	1-4	25.0%
FT%	4-6	66.7%
:OT FG%	3-5	60.0%
3PT%	2-2	100.0%
FT%	4-4	100%
GM FG%	23-59	39.0%
3PT%	4-16	25.0%
FT%	24-30	80.0%

Dead Ball Rebounds: 4, 0

	NEB	IND
Biggest lead	7 (1 st 5:54)	12 (1 st OT 0:07)
Best Scoring Run	6 (3 rd 7:42)	14 (1 st OT 0:07)
Lead Changes	17	
Times Tied	13	
Time with Lead	22:32	14:51

Points from	NEB	IND
Turnovers	9	26
Paint	26	36
Second Chance	4	4
Fast Breaks	10	4
Bench	19	6

	Period by Period Scoring					
	1st	2nd	3rd	4th	OT1	TOT
NEB	22	8	18	14	0	62
IND	19	12	16	15	12	74



2022-23 BOX SCORES



Official Basketball Box Score - Final
Indiana at Northwestern
 01/08/23 Welsh-Ryan Arena, Evanston
 2022-23 Women's Basketball

Game Time: 2:00 PM
 Game Duration: 1:46
 Attendance: 1,923

Officials: Felicia Grinter, Michael McConnell, Mark Resch

Indiana - 72

Record: 14-1 (4-1)

NO.	Name	Min	FG			Rebounds			Fouls		TP	AS	TO	ST	Blocks		+/-
			M-A	3P-M-A	FT-M-A	OR	DR	TOT	PF	FD					BS	BA	
54	Mackenzie Holmes	F 30:36	10-14	0-0	4-4	5	8	13	1	5	24	0	3	0	2	2	22
12	Yarden Garzon	G 27:27	3-11	1-7	2-2	0	5	5	5	1	9	1	1	1	2	1	14
22	Chloe Moore-McNeil	G 35:44	2-7	0-3	0-0	0	3	3	2	0	4	3	1	0	1	0	20
33	Sydney Parrish	G 21:36	3-10	1-5	5-6	3	5	8	4	4	12	1	1	4	0	1	21
34	Grace Berger	G 27:28	5-12	0-0	6-7	1	0	1	1	5	16	5	0	2	0	2	21
14	Sara Scalia	G 29:58	1-10	1-6	2-2	0	4	4	0	3	5	2	3	2	0	0	9
1	Lexus Bargesser	G 15:15	0-0	0-0	0-0	2	2	4	3	0	0	2	1	1	0	0	3
52	Lilly Meister	G 07:07	1-3	0-0	0-0	1	2	3	1	0	2	0	0	0	0	1	1
23	Kiandra Browne	G 02:17	0-0	0-0	0-0	0	0	0	0	1	0	0	0	1	0	0	-1
21	Henna Sandvik	G 02:32	0-1	0-1	0-0	0	0	0	0	0	0	0	0	0	0	0	0
Team						3	2	5			0		1				
Totals			25-68	3-22	19-21	15	31	46	18	18	72	14	11	11	5	7	22

Technical Fouls: NONE

Shooting By Period		
1 st FG%	7-15	46.7%
3PT%	2-5	40.0%
FT%	4-4	100%
2 nd FG%	9-22	40.9%
3PT%	0-4	0.0%
FT%	2-2	100%
3 rd FG%	4-15	26.7%
3PT%	1-6	16.7%
FT%	7-9	77.8%
4 th FG%	5-16	31.3%
3PT%	0-7	0.0%
FT%	6-6	100%
GM FG%	25-68	36.8%
3PT%	3-22	13.6%
FT%	19-21	90.5%

Dead Ball Rebounds: 2, 2

Northwestern - 50

Record: 6-9 (0-5)

NO.	Name	Min	FG			Rebounds			Fouls		TP	AS	TO	ST	Blocks		+/-
			M-A	3P-M-A	FT-M-A	OR	DR	TOT	PF	FD					BS	BA	
10	Caleigh Walsh	F 25:32	3-12	0-4	2-2	1	10	11	3	4	8	0	2	0	0	2	-12
20	Paige Mott	F 24:10	4-6	0-0	0-3	0	2	2	3	4	8	3	3	0	2	0	-13
0	Kaylah Rainey	G 22:49	1-2	1-2	0	2	2	3	1	4	2	5	1	0	0	-17	
3	Sydney Wood	G 34:56	4-9	1-1	1-3	1	2	3	3	2	10	2	1	0	2	0	-26
23	Jasmine McWilliams	G 19:29	3-5	2-2	2-2	2	1	3	2	1	10	1	2	0	0	0	-12
4	Jillian Brown	G 13:27	0-2	0-2	0-0	0	1	1	0	0	0	1	2	0	2	0	-9
2	Caroline Lau	G 25:49	2-8	0-3	1-2	0	1	1	3	3	5	3	2	0	1	1	-8
15	Courtney Shaw	G 14:48	1-3	0-0	0-3	1	2	3	0	3	2	1	0	1	0	2	-13
42	Anna Morris	G 02:15	0-0	0-0	0-0	0	0	0	0	0	0	0	0	1	0	0	-2
22	Alana Goodchild	G 07:01	1-5	1-3	0-0	0	0	0	1	0	3	0	2	0	0	0	-4
11	Hailey Weaver	G 07:12	0-0	0-0	0-0	0	1	1	0	0	0	0	0	0	0	0	6
13	Mercy Ademusayo	G 02:32	0-1	0-0	0-0	0	1	1	0	0	0	0	0	0	0	0	0
Team						1	4	5			0		0				
Totals			19-53	5-17	7-17	6	27	33	18	18	50	13	19	3	7	5	-22

Technical Fouls: NONE

Dead Ball Rebounds: 5, 1

	IU		NU		Points from	IU	NU	Period by Period Scoring							
	1st	2nd	3rd	4th				TOT	1st	2nd	3rd	4th	TOT		
Biggest lead	24 (4 th 2:51)	0 (1 st 10:00)			Turnovers	20	9								
Best Scoring Run	8 (4 th 5:54)	6 (3 rd 2:09)			Paint	34	26								
Lead Changes	0	0			Second Chance	19	2								
Times Tied	0	0			Fast Breaks	14	0								
Time with Lead	39:17	00:00			Bench	7	10								
							IU		20	20	16	16	72		
							NU		12	12	18	8	50		

2022-23 BOX SCORES



Official Basketball Box Score - Final
Maryland at Indiana
 01/12/23 Simon Skjott Assembly Hall, Bloomington
 2022-23 Women's Basketball

Game Time: 6:30 PM
 Game Duration: 1:58
 Attendance: 5,789

Officials: Gina Cross, Cameron Inouye, Tim Daley

Maryland - 61

Record: 13-4 (4-2)

NO.	Name	Min	FG	3P	FT	Rebounds			Fouls		TP	AS	TO	ST	Blocks		+/-			
			M-A	M-A	M-A	OR	DR	TOT	PF	FD					BS	BA				
13	Faith Masonius	F 24:52	2-3	0-0	0-2	0	2	2	4	1	4	1	1	1	0	0	-8			
0	Shyanne Sellers	G 26:48	4-10	1-2	0-1	1	2	3	4	3	9	4	4	2	0	2	-7			
1	Diamond Miller	G 33:48	5-13	1-3	8-9	2	4	6	4	7	19	1	5	3	0	0	-7			
10	Abby Meyers	G 35:53	3-12	1-4	2-2	0	4	4	3	1	9	1	1	1	0	1	-10			
12	Elisa Pinzan	G 27:36	1-4	0-1	1-2	0	3	3	1	1	3	2	1	0	1	0	2			
5	Brinae Alexander	28:26	6-13	3-8	0-0	1	3	4	3	1	15	1	1	2	0	1	2			
3	Lavender Briggs	21:03	0-2	0-0	2-2	0	2	2	1	1	2	1	2	1	0	0	-3			
24	Bri McDaniel	01:34	0-0	0-0	0-0	0	0	0	0	0	0	0	1	0	0	0	-4			
Team						4	1	5			0		0							
Totals						21-57	6-18	13-18	8	21	29	20	15	61	11	16	10	1	4	-7

Technical Fouls::NONE

Shooting By Period		
1 st FG%	8-13	61.5%
3PT%	2-3	66.7%
FT%	2-3	66.7%
2 nd FG%	3-11	27.3%
3PT%	1-3	33.3%
FT%	0-2	0%
3 rd FG%	3-14	21.4%
3PT%	1-5	20.0%
FT%	8-9	88.9%
4 th FG%	7-19	36.8%
3PT%	2-7	28.6%
FT%	3-4	75%
GM FG%	21-57	36.8%
3PT%	6-18	33.3%
FT%	13-18	72.2%

Dead Ball Rebounds: 2, 0

Indiana - 68

Record: 15-1 (5-1)

NO.	Name	Min	FG	3P	FT	Rebounds			Fouls		TP	AS	TO	ST	Blocks		+/-			
			M-A	M-A	M-A	OR	DR	TOT	PF	FD					BS	BA				
54	Mackenzie Holmes	F 36:35	7-10	0-0	1-4	3	7	10	1	3	15	2	3	0	1	0	2			
12	Yarden Garzon	G 33:47	4-6	3-5	0-0	0	6	6	3	0	11	2	5	0	0	0	10			
22	Chloe Moore-McNeil	G 33:57	2-6	0-2	4-7	1	6	7	1	7	8	3	2	4	1	1	4			
33	Sydney Parrish	G 28:47	7-13	3-7	1-2	0	4	4	5	1	18	0	4	3	1	0	7			
34	Grace Berger	G 34:46	3-9	0-1	5-6	0	4	4	4	6	11	8	3	4	0	0	10			
14	Sara Scalia	21:01	1-4	0-0	1-2	0	2	2	1	2	3	0	0	0	0	0	0			
1	Lexus Bargesser	07:56	0-0	0-0	0-0	1	1	2	0	1	0	0	1	1	0	0	-1			
52	Lilly Meister	03:11	1-1	0-0	0-0	0	1	1	0	0	2	0	0	0	1	0	3			
Team						1	0	1			0		1							
Totals						25-49	6-15	12-21	6	31	37	15	20	68	15	19	12	4	1	7

Technical Fouls::NONE

Shooting By Period		
1 st FG%	8-17	47.1%
3PT%	2-5	40.0%
FT%	1-1	100%
2 nd FG%	7-11	63.6%
3PT%	2-3	66.7%
FT%	0-2	0%
3 rd FG%	4-10	40.0%
3PT%	0-3	0.0%
FT%	5-10	50%
4 th FG%	6-11	54.5%
3PT%	2-4	50.0%
FT%	6-8	75%
GM FG%	25-49	51.0%
3PT%	6-15	40.0%
FT%	12-21	57.1%

Dead Ball Rebounds: 6, 0

	UMD		IND		Points from		Period by Period Scoring																	
	1st	2nd	3rd	4th	Turnovers	14	12	1st	2nd	3rd	4th	TOT												
Biggest lead	3 (1 st 5:27)	10 (2 nd 4:09)			Paint	18	32																	
Best Scoring Run	6 (1 st 1:06)	9 (2 nd 4:09)			Second Chance	2	8																	
Lead Changes	7				Fast Breaks	16	3																	
Times Tied	7				Bench	17	5																	
Time with Lead	01:45	34:06																						
<table border="1" style="width:100%; border-collapse: collapse;"> <tr> <td>UMD</td> <td>20</td> <td>7</td> <td>15</td> <td>19</td> <td>61</td> </tr> <tr> <td>IND</td> <td>19</td> <td>16</td> <td>13</td> <td>20</td> <td>68</td> </tr> </table>													UMD	20	7	15	19	61	IND	19	16	13	20	68
UMD	20	7	15	19	61																			
IND	19	16	13	20	68																			



2022-23 BOX SCORES



Official Basketball Box Score - Final
Wisconsin at Indiana
 01/15/23 Simon Skjoldt Assembly Hall, Bloomington
 2022-23 Women's Basketball

Game Time: 2:00 PM
 Game Duration: 1:38
 Attendance: 10,422

Officials: Kevin Petthel, Mark Berger, Erica Parker

Wisconsin - 56

Record: 6-12 (2-5)

NO.	Name	F	Min	FG	3P	FT	Rebounds			Fouls		TP	AS	TO	ST	Blocks		+/-
				M-A	M-A	M-A	OR	DR	TOT	PF	FD					BS	BA	
25	Serah Williams	F	28:32	4-10	0-0	2-3	3	3	6	2	3	10	3	4	1	1	0	-27
3	Brooke Schramek	G	28:34	5-11	1-4	2-2	2	4	6	2	3	13	1	5	1	0	1	-15
5	Julie Pospisilova	G	30:13	3-10	0-4	0-0	3	1	4	2	0	6	0	5	2	1	0	-24
11	Maty Wilke	G	29:23	2-10	1-4	2-2	1	1	2	3	2	7	1	0	1	0	1	-34
24	Avery LaBarbera	G	31:24	4-11	1-4	0-0	2	3	5	0	1	9	3	2	0	0	1	-30
24	Natalie Leuzinger		22:28	2-3	0-1	0-0	0	2	2	0	2	4	0	3	0	0	0	-25
13	Ronnie Porter		08:36	1-3	1-2	2-2	0	2	2	1	1	5	1	0	0	0	0	-7
14	Krystyna Ellew		09:53	0-3	0-0	0-0	1	1	2	2	0	0	0	1	1	0	0	-19
4	Lily Krahn		06:30	0-1	0-1	0-0	0	1	2	0	0	0	1	1	0	0	0	-4
15	Sania Copeland		03:07	0-0	0-0	0-0	1	0	1	1	1	0	0	0	1	0	0	-2
20	Sacia Vanderpool		01:20	1-1	0-0	0-0	0	0	0	0	0	2	0	0	0	0	0	2
Team							1	3	4			0		0				
Totals				22-63	4-20	8-9	15	21	36	13	13	56	10	21	7	2	3	-37

Technical Fouls: NONE

Shooting By Period		
1st FG%	7-17	41.2%
3PT%	3-8	37.5%
FT%	1-1	100%
2nd FG%	3-15	20.0%
3PT%	0-3	0.0%
FT%	2-2	100%
3rd FG%	9-17	52.9%
3PT%	1-2	50.0%
FT%	2-2	100%
4th FG%	3-14	21.4%
3PT%	0-7	0.0%
FT%	3-4	75%
GM FG%	22-63	34.9%
3PT%	4-20	20.0%
FT%	8-9	88.9%

Dead Ball Rebounds: 0, 0

Indiana - 93

Record: 16-1 (6-1)

NO.	Name	F	Min	FG	3P	FT	Rebounds			Fouls		TP	AS	TO	ST	Blocks		+/-
				M-A	M-A	M-A	OR	DR	TOT	PF	FD					BS	BA	
54	Mackenzie Holmes	F	26:09	11-15	0-1	7-9	4	4	8	2	5	29	1	3	0	1	0	17
12	Yarden Garzon	G	27:34	7-9	4-5	1-2	1	7	8	3	1	19	7	2	1	0	0	27
22	Chloe Moore-McNeil	G	29:45	2-6	0-3	1-2	0	4	4	2	1	5	6	0	2	0	1	30
33	Sydney Parrish	G	24:05	4-7	2-5	0-0	1	3	4	3	0	10	1	1	2	1	0	22
34	Grace Berger	G	23:15	3-7	1-1	4-4	1	1	2	0	2	11	5	1	1	0	0	21
14	Sara Scalia		25:39	2-11	1-5	0-0	1	2	3	0	1	5	1	1	4	0	1	27
52	Lily Meister		10:06	3-4	0-0	2-3	1	1	2	1	2	8	0	0	0	1	0	21
1	Lexus Bargesser		13:26	2-2	0-0	0-1	1	1	2	1	1	4	4	0	2	0	0	7
21	Henna Sandvik		08:48	0-0	0-0	0-0	0	2	2	1	0	0	0	3	1	0	0	8
32	Alyssa Geary		06:31	0-2	0-0	0-0	1	1	2	0	0	0	1	0	0	0	0	5
25	Arielle Wisne		02:51	0-0	0-0	0-0	0	0	0	0	0	0	0	0	0	0	0	0
23	Kiandra Browne		01:51	1-1	0-0	0-0	0	0	0	0	0	2	0	1	0	0	0	0
Team							1	1	2			0		0				
Totals				35-64	8-20	15-21	12	27	39	13	13	93	26	12	13	3	2	37

Technical Fouls: NONE

Dead Ball Rebounds: 2, 0

	WIS	IND
Biggest lead	0 (1 st 10:00)	39 (4 th 2:29)
Best Scoring Run	7 (2 nd 9:45)	12 (2 nd 2:57)
Lead Changes	0	
Times Tied	1	
Time with Lead	00:00	39:11

Points from	WIS	IND
Turnovers	6	31
Paint	30	50
Second Chance	12	15
Fast Breaks	4	21
Bench	11	19

Period by Period Scoring	Period				TOT
	1st	2nd	3rd	4th	
WIS	18	8	21	9	56
IND	24	23	31	15	93

2022-23 BOX SCORES



Official Basketball Box Score - Final
Indiana at Illinois
 01/18/23 State Farm Center, Champaign
 2022-23 Women's Basketball

Game Time: 7:00 PM
 Game Duration: 1:43
 Attendance: 5,583

Officials: Maggie Tieman, Brian Garland, Jeff Cross

Indiana - 83

Record: 17-1 (7-1)

NO.	Name	Min	FG	3P	FT	Rebounds			Fouls		TP	AS	TO	ST	Blocks			+/-
			M-A	M-A	M-A	OR	DR	TOT	PF	FD					BS	BA	BL	
54	Mackenzie Holmes	F 35:08	12-20	0-0	6-8	3	7	10	4	7	30	2	1	6	2	1	3	
12	Yarden Garzon	G 36:11	4-9	3-6	2-2	0	3	3	2	2	13	1	0	0	1	0	8	
22	Chloe Moore-McNeil	G 36:01	3-5	0-0	6-7	0	0	0	2	4	12	6	2	0	0	0	12	
33	Sydney Parrish	G 31:22	3-7	2-5	0-0	0	4	4	0	8	1	0	0	0	0	0	14	
34	Grace Berger	G 36:32	7-10	0-0	4-7	1	5	6	2	5	18	3	6	2	1	0	4	
14	Sara Scalia	15:51	0-2	0-2	0-0	0	4	4	0	0	0	3	1	0	0	0	6	
52	Lilly Meister	04:52	1-1	0-0	0-0	1	0	1	2	0	2	0	0	0	0	0	8	
1	Lexus Bargesser	04:03	0-0	0-0	0-0	0	0	0	1	0	0	0	0	0	0	0	0	
Team						1	1	2			0		0					
Totals			30-54	5-13	18-24	6	24	30	17	18	83	16	10	8	4	1	11	

Technical Fouls::NONE

Shooting By Period		
1 st FG%	7-14	50.0%
3PT%	2-4	50.0%
FT%	2-2	100%
2 nd FG%	5-9	55.6%
3PT%	0-2	0.0%
FT%	9-12	75%
3 rd FG%	13-19	68.4%
3PT%	2-4	50.0%
FT%	2-4	50%
4 th FG%	5-12	41.7%
3PT%	1-3	33.3%
FT%	5-6	83.3%
GM FG%	30-54	55.6%
3PT%	5-13	38.5%
FT%	18-24	75.0%

Dead Ball Rebounds: 5, 0

Illinois - 72

Record: 15-4 (5-3)

NO.	Name	Min	FG	3P	FT	Rebounds			Fouls		TP	AS	TO	ST	Blocks			+/-
			M-A	M-A	M-A	OR	DR	TOT	PF	FD					BS	BA	BL	
23	Brynn Shoup-Hill	F 27:11	3-4	2-3	0-0	6	2	8	4	2	8	0	1	0	0	0	-2	
44	Kendall Bostic	F 27:17	7-9	0-0	3-4	2	9	11	3	3	17	0	2	0	1	0	8	
1	Genesis Bryant	G 29:40	7-15	3-5	1-2	0	1	1	5	2	18	2	3	0	0	0	2	
3	Makira Cook	G 37:17	5-18	0-5	4-4	0	4	4	1	6	14	8	2	1	0	3	-11	
24	Adalia McKenzie	G 31:59	6-15	0-1	3-5	2	2	4	4	4	15	4	2	2	0	1	2	
11	Jada Peebles	25:49	0-2	0-1	0-0	1	0	1	0	0	0	0	0	1	0	0	-24	
12	Jayla Oden	08:04	0-0	0-0	0-0	0	0	0	0	0	0	0	0	0	0	0	-11	
14	Geovana Lopes	06:27	0-0	0-0	0-0	0	0	0	1	0	0	0	0	0	0	0	-8	
21	Aicha Ndour	06:16	0-1	0-0	0-0	1	0	1	0	0	0	0	0	0	0	0	-11	
Team						0	1	1			0		1					
Totals			28-64	5-15	11-15	12	19	31	18	17	72	14	11	4	1	4	-11	

Technical Fouls::NONE

Shooting By Period		
1 st FG%	9-19	47.4%
3PT%	1-1	100.0%
FT%	2-2	100%
2 nd FG%	3-14	21.4%
3PT%	1-6	16.7%
FT%	3-5	60%
3 rd FG%	8-15	53.3%
3PT%	2-5	40.0%
FT%	2-2	100%
4 th FG%	8-16	50.0%
3PT%	1-3	33.3%
FT%	4-6	66.7%
GM FG%	28-64	43.8%
3PT%	5-15	33.3%
FT%	11-15	73.3%

Dead Ball Rebounds: 4, 0

	IND	ILL
Biggest lead	16 (3 rd 0:40)	9 (1 st 2:27)
Best Scoring Run	8(3 rd 6:38)	9(4 th 4:26)
Lead Changes	1	
Times Tied	5	
Time with Lead	23:24	13:33

Points from	IND	ILL
Turnovers	8	10
Paint	46	40
Second Chance	5	13
Fast Breaks	6	5
Bench	2	0

	Period by Period Scoring				
	1st	2nd	3rd	4th	TOT
IND	18	19	30	16	83
ILL	21	10	20	21	72



2022-23 BOX SCORES



Official Basketball Box Score - Final
Indiana at Michigan
 01/23/23 Crisler Center, Ann Arbor
 2022-23 Women's Basketball

Game Time: 8:15 PM
 Game Duration: 1:55
 Attendance: 2,987

Officials: Brian Hall, Cameron Inouye, Roy Gulbeyan

Indiana - 92

Record: 18-1 (8-1)

NO.	Name		Min	FG		3P		FT		Rebounds			Fouls		TP	AS	TO	ST	Blocks		+/-
				M-A	M-A	M-A	M-A	OR	DR	TOT	PF	FD	BS	BA							
54	Mackenzie Holmes	F	29:18	9-16	0-0	7-9	4	6	10	4	6	25	1	1	0	1	0	1	0	15	
12	Yarden Garzon	G	32:24	4-5	2-3	0-0	2	3	5	2	2	10	1	3	1	1	0	0	3		
22	Chloe Moore-McNeil	G	36:16	3-10	1-4	5-6	2	2	4	4	3	12	7	2	1	2	2	2	6		
33	Sydney Parrish	G	29:37	4-11	3-6	1-4	1	4	5	3	2	12	2	0	0	2	0	6			
34	Grace Berger	G	34:21	5-7	0-0	0-1	0	3	3	4	1	10	6	4	1	1	0	1			
14	Sara Scalia		22:37	7-10	3-5	2-2	0	1	1	1	3	19	0	2	0	0	0	15			
52	Lily Meister		10:39	1-3	0-0	2-2	2	4	6	2	1	4	0	0	0	2	0	-8			
1	Lexus Bargesser		04:48	0-2	0-0	0-0	0	1	1	0	0	0	1	0	0	0	0	7			
Team										3	3	6			0						
Totals				33-64	9-18	17-24	14	27	41	20	18	92	18	12	3	9	2	9			

Technical Fouls: NONE

Shooting By Period		
1 st	FG%	11-19 37.5%
	3PT%	3-8 37.5%
	FT%	1-2 50%
2 nd	FG%	9-18 50.0%
	3PT%	2-4 50.0%
	FT%	2-4 50%
3 rd	FG%	7-11 63.6%
	3PT%	3-4 75.0%
	FT%	3-4 75%
4 th	FG%	6-16 37.5%
	3PT%	1-2 50.0%
	FT%	11-14 78.6%
	GM FG%	33-64 51.6%
	3PT%	9-18 50.0%
	FT%	17-24 70.8%

Dead Ball Rebounds: 5, 1

Michigan - 83

Record: 16-4 (6-3)

NO.	Name		Min	FG		3P		FT		Rebounds			Fouls		TP	AS	TO	ST	Blocks		+/-
				M-A	M-A	M-A	M-A	OR	DR	TOT	PF	FD	BS	BA							
33	Emily Kiser	F	33:33	4-13	1-1	6-6	0	5	5	4	4	15	1	1	2	1	4	-5			
44	Cameron Williams	F	15:30	0-1	0-0	2-2	0	1	1	2	1	2	0	0	0	0	1	-8			
3	Maddie Nolan	G	32:05	2-5	1-3	2-2	0	3	3	3	2	7	3	0	3	0	1	-3			
5	Laila Phelia	G	38:36	7-14	2-4	5-7	0	2	2	3	4	21	1	3	1	0	1	-9			
32	Leigha Brown	G	37:21	11-16	1-2	8-11	0	4	4	0	9	31	2	5	0	0	1	-7			
20	Alyssa Crockett		01:09	0-0	0-0	0-0	0	0	0	0	0	0	0	1	0	0	0	-4			
10	Jordan Hobbs		23:09	3-7	1-2	0-0	1	2	3	5	0	7	0	2	0	1	1	-3			
11	Greta Kampschroeder		13:14	0-0	0-0	0-0	1	0	1	0	0	0	0	0	0	0	0	-6			
12	Ari Wiggins		03:00	0-0	0-0	0-0	0	0	0	0	0	0	0	0	0	0	0	-2			
30	Elise Stuck		02:23	0-0	0-0	0-0	0	1	1	1	0	0	0	0	0	0	0	2			
Team										3	1	4			0						
Totals				27-56	6-12	23-28	5	19	24	18	20	83	7	12	6	2	9	-9			

Technical Fouls: NONE

Shooting By Period		
1 st	FG%	7-14 50.0%
	3PT%	0-0 0.0%
	FT%	2-2 100%
2 nd	FG%	7-15 46.7%
	3PT%	3-4 75.0%
	FT%	5-6 83.3%
3 rd	FG%	4-10 40.0%
	3PT%	0-2 0.0%
	FT%	10-10 100%
4 th	FG%	9-17 52.9%
	3PT%	3-6 50.0%
	FT%	6-10 60%
	GM FG%	27-56 48.2%
	3PT%	6-12 50.0%
	FT%	23-28 82.1%

Dead Ball Rebounds: 1, 0

	Ind	Mich
Biggest lead	17 (3 rd 3:52)	2 (1 st 9:41)
Best Scoring Run	6 (1 st 6:03)	6 (2 nd 7:15)
Lead Changes	1	
Times Tied	2	
Time with Lead	36:45	00:56

Points from	Ind	Mich
Turnovers	9	12
Paint	34	38
Second Chance	15	5
Fast Breaks	2	5
Bench	23	7

	Period by Period Scoring			
	1st	2nd	3rd	4th/TOT
Ind	26	22	20	24 92
Mich	16	22	18	27 83

2022-23 BOX SCORES



Official Basketball Box Score - Final
Ohio St. at Indiana
 01/26/23 Simon Skjodt Assembly Hall, Bloomington
 2022-23 Women's Basketball

Game Time: 8:30 PM
 Game Duration: 1:54
 Attendance: 10,455

Officials: Felicia Grinter, Lisa Jones, Kevin Pethel

Ohio St. - 65

Record: 19-2 (8-2)

NO.	Name	Min	FG	3P	FT	Rebounds			Fouls		TP	AS	TO	ST	Blocks		+/-
			M-A	M-A	M-A	OR	DR	TOT	PF	FD					BS	BA	
23	Rebeka Mikulasikova	F 17:08	1-6	1-3	0-0	1	1	2	4	0	3	1	1	1	2	1	-9
32	Cotie McMahon	F 33:05	8-15	0-1	5-8	0	3	3	5	6	21	1	3	1	3	0	-13
1	Rikki Harris	G 38:53	1-4	1-3	4-7	0	5	5	2	4	7	1	1	0	1	1	-12
2	Taylor Thierry	G 25:48	5-11	0-0	3-5	6	6	12	4	3	13	1	1	1	0	0	0
24	Taylor Mikesell	G 40:00	7-17	1-5	0-0	1	4	5	3	1	15	2	2	1	0	0	-13
3	Hevynne Bristow	12:53	0-3	0-1	1-2	2	2	4	1	1	1	1	3	0	1	0	-15
22	Eboni Walker	22:52	2-5	0-1	1-2	2	5	7	3	1	5	1	2	1	0	0	-4
5	Emma Shumate	09:21	0-2	0-1	0-0	0	1	1	1	0	0	0	0	0	1	0	1
Team									2	0	2			0			0
Totals			24-63	3-15	14-24	14	27	41	23	16	65	8	13	5	8	2	-13

Technical Fouls: NONE

Shooting By Period		
1 st FG%	6-16	37.5%
3PT%	1-4	25.0%
FT%	3-4	75%
2 nd FG%	8-14	57.1%
3PT%	0-3	0.0%
FT%	4-5	80%
3 rd FG%	2-12	16.7%
3PT%	0-2	0.0%
FT%	2-7	28.6%
4 th FG%	8-21	38.1%
3PT%	2-6	33.3%
FT%	5-8	62.5%
GM FG%	24-63	38.1%
3PT%	3-15	20.0%
FT%	14-24	58.3%

Dead Ball Rebounds: 4, 0

Indiana - 78

Record: 19-1 (9-1)

NO.	Name	Min	FG	3P	FT	Rebounds			Fouls		TP	AS	TO	ST	Blocks		+/-
			M-A	M-A	M-A	OR	DR	TOT	PF	FD					BS	BA	
54	Mackenzie Holmes	F 33:59	11-13	0-0	4-7	0	4	4	5	6	26	1	1	0	1	0	15
12	Yarden Garzon	G 36:50	8-17	4-9	0-1	1	9	10	3	1	20	3	3	3	0	2	17
22	Chloe Moore-McNeil	G 38:18	1-8	0-3	2-3	2	3	5	0	6	4	6	2	0	0	3	9
33	Sydney Parrish	G 31:46	4-9	1-5	3-4	1	10	11	4	3	12	4	1	1	1	0	17
34	Grace Berger	G 37:09	4-9	1-1	3-4	0	2	2	2	3	12	6	2	1	0	2	13
14	Sara Scalia	15:12	0-6	0-3	2-2	1	0	1	0	2	2	1	1	0	0	1	-5
52	Lilly Meister	05:31	0-0	0-0	2-2	2	3	5	1	2	2	0	0	0	0	0	-4
1	Lexus Bargesser	01:15	0-0	0-0	0-0	0	0	0	1	0	0	0	1	0	0	0	3
Team						3			0	3	0		1				
Totals			28-62	6-21	16-23	10	31	41	16	23	78	21	12	5	2	8	13

Technical Fouls: NONE

Shooting By Period		
1 st FG%	7-16	43.8%
3PT%	1-3	33.3%
FT%	2-3	66.7%
2 nd FG%	6-17	35.3%
3PT%	0-5	0.0%
FT%	3-5	60%
3 rd FG%	9-15	60.0%
3PT%	4-9	44.4%
FT%	5-6	83.3%
4 th FG%	6-14	42.9%
3PT%	1-4	25.0%
FT%	6-9	66.7%
GM FG%	28-62	45.2%
3PT%	6-21	28.6%
FT%	16-23	69.6%

Dead Ball Rebounds: 4, 0

	OSU	IND	Points from		Period by Period Scoring						
Biggest lead	8 (1 st 3:57)	17 (3 rd 0:02)	Turnovers	11	17						
Best Scoring Run	7 (1 st 5:52)	17 (3 rd 3:51)	Paint	36	40						
Lead Changes	11		Second Chance	7	10	OSU	16	20	6	23	65
Times Tied	1		Fast Breaks	9	20	IND	17	15	27	19	78
Time with Lead	19:03	20:21	Bench	6	4						



2022-23 BOX SCORES

Official Basketball Box Score - Final

Rutgers at Indiana

01/29/23 Simon Skjott Assembly Hall, Bloomington
2022-23 Women's Basketball

Game Time: 2:00 PM

Game Duration: 1:48

Attendance: 8,598



Officials: Tim Daley, Jule Krommenhoek, Natasha Harris

Rutgers - 68

Record: 9-14 (3-8)

NO. Name	Min	FG		3P	FT	Rebounds			Fouls		TP	AS	TO	ST	Blocks		+/-
		M-A	M-A	M-A	OR	DR	TOT	PF	FD	BS					BA		
20 Erica Lafayette	F 22:25	2-4	0-0	0-0	2	0	2	1	1	4	2	0	0	0	1	0	-9
54 Chyna Cornwell	F 25:28	2-3	0-0	0-1	2	2	4	3	1	4	0	2	1	0	0	-15	
22 Kassondra Brown	C 18:06	4-8	0-1	1-1	0	2	2	4	3	9	0	2	1	0	0	-9	
2 Kaylene Smikle	G 36:38	10-23	3-5	2-2	3	1	4	1	5	25	1	4	2	0	2	-16	
11 Awa Sidibe	G 29:23	4-8	0-0	0-0	0	5	5	3	0	8	3	2	0	0	0	-18	
24 Kai Carter	G 35:02	4-12	1-3	4-6	1	2	3	3	4	13	2	4	1	0	2	-22	
31 Abby Streeter	G 11:14	1-2	1-2	0-0	0	2	2	1	0	3	0	0	0	0	0	-3	
4 Antonia Bates	G 21:44	1-2	0-1	0-0	0	3	3	3	1	2	0	0	1	0	0	-23	
Team					2	1	3			0							
Totals		28-62	5-12	7-10	10	18	28	19	15	68	8	14	6	0	5	-23	

Technical Fouls::NONE

Shooting By Period		
1 st FG%	10-17	58.8%
3PT%	2-3	66.7%
FT%	0-0	0%
2 nd FG%	8-17	47.1%
3PT%	1-4	25.0%
FT%	3-3	100%
3 rd FG%	7-15	46.7%
3PT%	2-3	66.7%
FT%	3-3	100%
4 th FG%	3-13	23.1%
3PT%	0-2	0.0%
FT%	1-4	25%
GM FG%	28-62	45.2%
3PT%	5-12	41.7%
FT%	7-10	70.0%

Dead Ball Rebounds: 1, 0

Indiana - 91

Record: 20-1 (10-1)

NO. Name	Min	FG		3P	FT	Rebounds			Fouls		TP	AS	TO	ST	Blocks		+/-
		M-A	M-A	M-A	OR	DR	TOT	PF	FD	BS					BA		
54 Mackenzie Holmes	F 30:03	8-11	0-1	5-9	1	5	6	2	8	21	3	0	2	2	0	26	
12 Yarden Garzon	G 31:33	5-8	4-6	0-0	0	4	4	4	0	14	3	1	0	1	0	14	
22 Chloe Moore-McNeil	G 34:41	2-3	0-0	1-2	0	1	1	0	2	5	5	1	1	0	0	17	
33 Sydney Parrish	G 33:16	5-10	3-6	4-4	0	6	6	2	2	17	2	2	1	1	0	26	
34 Grace Berger	G 36:38	9-11	3-3	0-0	0	2	2	1	2	21	7	4	2	0	0	18	
14 Sara Scalia	G 09:08	1-5	1-2	2-2	0	2	2	1	2	5	0	1	0	0	0	5	
52 Lilly Meister	G 06:35	0-0	0-0	0-0	0	2	2	4	0	0	1	0	0	0	0	-6	
1 Lexus Baggesser	G 09:51	2-2	0-0	3-4	0	2	2	0	2	7	0	0	1	1	0	2	
32 Alyssa Geary	G 03:52	0-1	0-0	1-2	1	1	2	0	1	1	0	0	0	0	0	8	
21 Henna Sandvik	G 02:37	0-0	0-0	0-0	0	0	0	1	0	0	0	1	0	0	0	5	
24 Mona Zaric	G 00:53	0-0	0-0	0-0	0	0	0	0	0	0	0	0	0	0	0	0	
25 Arielle Wisne	G 00:53	0-0	0-0	0-0	0	0	0	0	0	0	0	0	0	0	0	0	
Team					0	1	1			0							
Totals		32-51	11-18	16-23	2	26	28	15	19	91	21	10	7	5	0	23	

Technical Fouls::NONE

Dead Ball Rebounds: 6, 0

	RUT		IND		Points from		Period by Period Scoring							
	1st	2nd	3rd	4th	TOT	1st	2nd	3rd	4th	TOT				
Biggest lead	7 (2 nd 9:15)	23 (4 th 0:53)				9	15							
Best Scoring Run	8 (2 nd 9:15)	11 (2 nd 6:44)				40	32							
Lead Changes	7					12	0							
Times Tied	5					8	25							
Time with Lead	07:43	30:03				18	13							

2022-23 BOX SCORES



Official Basketball Box Score - Final
Indiana at Minnesota
 02/01/23 Williams Arena, Minneapolis
 2022-23 Women's Basketball

Game Time: 7:00 PM
 Game Duration: 1:50
 Attendance: 4,129

Officials: Michael McConnell, Brian Hall, Ashlee Goode

Indiana - 77

Record: 21-1 (11-1)

NO.	Name	Min	FG	3P	FT	Rebounds			Fouls		TP	AS	TO	ST	Blocks			+/-
			M-A	M-A	M-A	OR	DR	TOT	PF	FD					BS	BA	BA	
54	Mackenzie Holmes	F 32:16	12-14	0-0	4-5	1	3	4	3	6	28	0	1	2	4	1	17	
12	Yarden Garzon	G 35:16	1-3	0-0	0-0	0	5	5	3	1	2	5	2	2	1	1	20	
22	Chloe Moore-McNeil	G 19:58	3-7	0-2	0-0	0	0	0	2	0	6	3	3	1	0	11		
33	Sydney Parrish	G 28:38	8-12	3-4	4-5	3	5	8	5	3	23	2	3	5	1	0	16	
34	Grace Berger	G 33:53	2-10	0-1	0-0	0	5	5	1	0	4	9	3	1	0	2	20	
14	Sara Scalia	G 25:30	3-10	1-4	3-4	1	3	4	1	5	10	2	1	1	0	1	15	
1	Lexus Bargesser	G 11:41	0-3	0-0	0-0	0	1	1	0	1	0	0	2	0	0	1	13	
52	Lilly Meister	G 07:38	1-1	0-0	0-0	0	0	0	5	0	2	0	1	0	1	0	8	
21	Henna Sandvik	G 02:25	0-0	0-0	0-0	0	0	0	0	0	0	0	0	0	0	0	-3	
32	Alyssa Geary	G 01:53	1-1	0-0	0-0	0	0	0	0	0	2	0	0	0	0	0	2	
24	Mona Zaric	G 00:46	0-0	0-0	0-0	0	0	0	0	0	0	0	0	0	0	0	-2	
23	Kiandra Browne	G 00:06	0-0	0-0	0-0	0	0	0	0	0	0	0	0	0	0	0	-2	
Team																		
Totals			31-61	4-11	11-14	7	25	32	20	16	77	21	17	12	7	6	23	

Technical Fouls: NONE

Shooting By Period		
1 st FG%	9-17	52.9%
3PT%	0-1	0.0%
FT%	2-3	66.7%
2 nd FG%	8-15	53.3%
3PT%	3-4	75.0%
FT%	2-2	100%
3 rd FG%	5-11	45.5%
3PT%	0-2	0.0%
FT%	7-9	77.8%
4 th FG%	9-18	50.0%
3PT%	1-4	25.0%
FT%	0-0	0%
GM FG%	31-61	50.8%
3PT%	4-11	36.4%
FT%	11-14	78.6%

Dead Ball Rebounds: 1, 0

Minnesota - 54

Record: 9-13 (2-9)

NO.	Name	Min	FG	3P	FT	Rebounds			Fouls		TP	AS	TO	ST	Blocks			+/-
			M-A	M-A	M-A	OR	DR	TOT	PF	FD					BS	BA	BA	
4	Alanna Micheaux	F 25:21	3-13	0-0	6-9	7	4	11	2	9	12	0	7	1	1	2	-9	
24	Mallory Heyer	F 36:10	6-9	0-2	4-5	2	6	8	2	3	16	0	1	0	0	0	-22	
3	Amaya Battle	G 32:33	0-4	0-0	0-0	1	5	6	3	2	0	4	5	1	3	2	-10	
5	Maggie Czinano	G 25:31	0-5	0-0	2-2	1	1	2	3	1	2	1	4	0	0	2	-25	
10	Mara Braun	G 34:46	5-14	3-6	0-0	1	2	3	0	2	13	1	2	2	0	1	-23	
23	Katie Borowicz	G 24:47	3-8	0-5	1-1	0	2	2	3	3	7	5	5	1	0	0	-12	
15	Angelina Hammond	G 14:39	2-3	0-0	0-0	0	0	0	2	0	4	1	1	2	2	0	-14	
14	Isabelle Gradwell	G 04:53	0-0	0-0	0-0	0	1	1	1	0	0	0	1	1	0	0	-1	
21	MiCole Cayton	G 01:20	0-0	0-0	0-0	0	0	0	0	0	0	0	0	0	0	0	1	
Team																		
Totals			19-56	3-13	13-17	15	25	40	16	20	54	12	29	8	6	7	-23	

Technical Fouls: NONE

Shooting By Period		
1 st FG%	2-14	14.3%
3PT%	0-2	0.0%
FT%	2-2	100%
2 nd FG%	6-10	60.0%
3PT%	1-2	50.0%
FT%	1-2	50%
3 rd FG%	7-18	38.9%
3PT%	2-7	28.6%
FT%	4-5	80%
4 th FG%	4-14	28.6%
3PT%	0-2	0.0%
FT%	6-8	75%
GM FG%	19-56	33.9%
3PT%	3-13	23.1%
FT%	13-17	76.5%

Dead Ball Rebounds: 1, 0

	IND	Minn	Points from	IND	Minn	Period by Period Scoring					
Biggest lead	26 (2 nd 1:57)	0 (1 st 10:00)	Turnovers	30	9						
Best Scoring Run	10 (1 st 2:59)	11 (3 rd 8:50)	Paint	44	28						
Lead Changes	0		Second Chance	5	6	IND	20	21	17	19	77
Times Tied	0		Fast Breaks	10	10	Minn	6	14	20	14	54
Time with Lead	39:09	00:00	Bench	14	11						



2022-23 BOX SCORES



Official Basketball Box Score - Final
Indiana at Purdue
 02/05/23 Mackey Arena, West Lafayette
 2022-23 Women's Basketball

Game Time: 2:00 PM
 Game Duration: 1:43
 Attendance: 14,876

Officials: Gina Cross, Kevin Pethel, Erica Parker

Indiana - 69

Record: 22-1 (12-1)

NO.	Name	Pos	Min	FG		3P		FT		Rebounds			Fouls		TP	AS	TO	ST	Blocks		+/-	
				M-A	M-A	M-A	M-A	OR	DR	TOT	PF	FD	BS	BA								
54	Mackenzie Holmes	F	31:41	6-7	1-1	2-2	0	5	5	1	2	15	0	1	0	1	0	2	0	23		
12	Yarden Garzon	G	31:04	2-8	0-4	2-2	3	4	7	3	2	6	4	3	2	6	4	3	2	2	0	25
22	Chloe Moore-McNeil	G	31:51	5-11	3-8	0-0	0	9	9	2	2	13	3	1	5	1	0	0	31			
33	Sydney Parrish	G	31:36	4-12	2-8	5-6	2	1	3	2	4	15	0	3	1	1	1	18				
34	Grace Berger	G	32:15	3-10	0-0	0-0	2	2	4	3	3	6	5	5	1	1	0	24				
14	Sara Scalia		25:27	4-8	3-4	3-4	1	3	4	2	3	14	1	0	1	0	1	11				
52	Lilly Meister		05:56	0-0	0-0	0-0	0	2	2	0	1	0	0	0	0	0	0	2				
32	Alyssa Geary		02:39	0-1	0-0	0-0	0	1	1	0	0	0	0	0	0	0	0	1				
1	Lexus Bargesser		03:49	0-1	0-0	0-0	0	0	0	0	0	0	0	0	1	1	0	-10				
21	Henna Sandvik		01:36	0-2	0-1	0-0	1	0	1	0	0	0	0	0	0	0	0	-3				
23	Kiandra Browne		01:03	0-0	0-0	0-0	0	0	0	0	0	0	0	0	0	0	0	-2				
24	Mona Zaric		01:03	0-0	0-0	0-0	1	0	1	0	0	0	0	0	0	0	0	-2				
Team							3	1	4			0		1								
Totals				24-60	9-26	12-14	13	28	41	13	17	69	13	15	11	7	4	23				

Shooting By Period		
1 st FG%	4-14	28.6%
3PT%	2-8	25.0%
FT%	4-4	100%
2 nd FG%	7-18	38.9%
3PT%	3-8	37.5%
FT%	0-0	0%
3 rd FG%	7-11	63.6%
3PT%	1-2	50.0%
FT%	4-6	66.7%
4 th FG%	6-17	35.3%
3PT%	3-8	37.5%
FT%	4-4	100%
GM FG%	24-60	40.0%
3PT%	9-26	34.6%
FT%	12-14	85.7%

Technical Fouls: NONE

Dead Ball Rebounds: 2, 0

Purdue - 46

Record: 15-7 (6-6)

NO.	Name	Pos	Min	FG		3P		FT		Rebounds			Fouls		TP	AS	TO	ST	Blocks		+/-
				M-A	M-A	M-A	M-A	OR	DR	TOT	PF	FD	BS	BA							
34	Caitlyn Harper	F	22:17	3-9	1-4	0-0	3	2	5	1	1	7	1	1	3	1	0	1	-16		
5	Cassidy Hardin	G	30:23	2-6	0-3	0-0	1	2	3	1	2	4	0	1	0	0	0	1	-14		
10	Jeanae Terry	G	16:41	0-5	0-0	0-0	3	1	4	3	0	0	2	4	1	0	0	-18			
11	Lasha Petree	G	27:28	5-14	1-2	2-3	1	3	4	0	2	13	2	2	0	1	2	-22			
23	Abbey Ellis	G	30:14	4-11	1-4	1-1	1	3	4	3	4	10	2	2	1	0	2	-20			
3	Jayla Smith		24:49	2-7	0-2	1-2	1	2	3	1	1	5	0	3	1	3	1	-4			
33	Madison Layden		24:44	1-2	0-1	1-1	0	4	4	3	2	3	2	1	2	0	0	-12			
35	Rickie Woltman		14:13	1-1	0-0	0-0	1	2	3	3	1	2	0	1	0	0	0	-1			
14	Ava Learn		09:11	1-3	0-0	0-0	0	2	2	2	0	2	0	0	1	0	0	-8			
Team							1	1	2			0		1							
Totals				19-58	3-16	5-7	12	22	34	17	13	46	9	18	7	4	7	-23			

Shooting By Period		
1 st FG%	4-12	33.3%
3PT%	1-3	33.3%
FT%	1-1	100%
2 nd FG%	6-11	54.5%
3PT%	1-4	25.0%
FT%	3-3	100%
3 rd FG%	1-17	5.9%
3PT%	0-7	0.0%
FT%	0-0	0%
4 th FG%	8-18	44.4%
3PT%	1-2	50.0%
FT%	1-3	33.3%
GM FG%	19-58	32.8%
3PT%	3-16	18.8%
FT%	5-7	71.4%

Technical Fouls: NONE

Dead Ball Rebounds: 1, 1

	IND	PUR
Biggest lead	26 (4 th 5:31)	3 (2 nd 7:52)
Best Scoring Run	12 (3 rd 0:57)	9 (2 nd 7:52)
Lead Changes	2	
Times Tied	1	
Time with Lead	37:26	01:22

	IND	PUR
Points from		
Turnovers	18	6
Paint	24	26
Second Chance	2	7
Fast Breaks	15	6
Bench	14	12

	Period by Period Scoring			
	1st	2nd	3rd	4th
IND	14	17	19	19
PUR	10	16	2	18

2022-23 BOX SCORES



Official Basketball Box Score - Final
Iowa at Indiana
 02/09/23 Simon Skjoldt Assembly Hall, Bloomington
 2022-23 Women's Basketball

Game Time: 6:30 PM
 Game Duration: 2:07
 Attendance: 13,046

Officials: Felicia Grinter, Julie Krommenhoek, Roy Gubeyan

Iowa - 78

Record: 19-5 (11-2)

NO. Name	Min	FG		3P	FT	Rebounds			Fouls		TP	AS	TO	ST	Blocks		+/-
		M-A	M-A	M-A	OR	DR	TOT	PF	FD	BS					BA		
14 McKenna Warnock	F 27:31	5-8	2-4	2-2	2	9	11	4	2	14	1	2	0	1	0	-4	
25 Monika Czinano	C 26:17	3-6	0-0	0-0	1	6	7	5	3	6	2	4	0	1	0	-10	
20 Kate Martin	G 35:14	2-7	0-4	2-2	1	6	7	4	1	6	1	1	0	2	0	-4	
22 Caitlin Clark	G 39:27	12-28	3-11	8-11	1	3	4	4	7	35	10	8	2	0	2	-9	
24 Gabbie Marshall	G 36:36	1-2	1-1	0-0	0	0	0	2	2	3	2	1	2	0	0	-2	
1 Molly Davis	04:39	0-2	0-2	0-0	0	1	1	2	0	0	0	0	0	0	0	-8	
3 Sydney Affolter	06:54	1-3	0-1	0-0	1	2	3	0	0	2	0	1	0	0	0	-1	
45 Hannah Stuelke	21:05	5-5	0-0	0-8	1	2	3	2	5	10	0	1	0	0	0	-8	
44 Addison O'Grady	02:17	1-1	0-0	0-0	0	0	0	1	0	2	1	0	0	0	0	1	
Team					2	0	2			0		0					
Totals		30-62	6-23	12-23	9	29	38	24	20	78	17	18	4	4	3	-9	

Technical Fouls::NONE

Shooting By Period		
1st FG%	7-19	36.8%
3PT%	3-10	30.0%
FT%	2-3	66.7%
2nd FG%	9-12	75.0%
3PT%	0-2	0.0%
FT%	2-4	50%
3rd FG%	6-15	40.0%
3PT%	2-7	28.6%
FT%	4-10	40%
4th FG%	8-16	50.0%
3PT%	1-4	25.0%
FT%	4-6	66.7%
GM FG%	30-62	48.4%
3PT%	6-23	26.1%
FT%	12-23	52.2%

Dead Ball Rebounds: 5, 0

Indiana - 87

Record: 23-1 (13-1)

NO. Name	Min	FG		3P	FT	Rebounds			Fouls		TP	AS	TO	ST	Blocks		+/-
		M-A	M-A	M-A	OR	DR	TOT	PF	FD	BS					BA		
54 Mackenzie Holmes	F 36:45	10-17	0-0	0-0	4	8	2	4	6	4	6	0	2	4	1	1	13
12 Yarden Garzon	G 24:01	3-6	2-3	0-0	2	2	4	5	0	8	1	2	1	1	0	12	
22 Chloe Moore-McNeil	G 37:28	1-8	1-4	8-8	1	8	9	3	6	11	3	2	1	0	0	7	
33 Sydney Parrish	G 21:27	3-5	2-2	1-2	0	2	2	5	1	9	2	4	1	1	1	0	
34 Grace Berger	G 38:43	10-20	0-1	6-10	0	9	9	2	6	26	6	1	1	0	2	9	
14 Sara Scalia	32:20	2-6	2-4	2-2	0	1	1	0	3	8	3	0	1	0	0	8	
52 Lilly Meister	03:33	0-0	0-0	1-2	1	0	1	0	1	1	0	0	0	0	0	-3	
25 Arielle Wisne	00:04	0-0	0-0	0-0	0	0	0	0	0	0	0	0	0	0	0	0	
21 Henna Sandvik	05:18	0-0	0-0	0-2	0	1	1	1	1	0	0	0	0	0	0	-2	
1 Lexus Bargesser	00:21	0-0	0-0	0-0	0	0	0	0	0	0	0	0	0	0	0	1	
Team					3	1	4			0		1					
Totals		29-62	7-14	22-34	9	28	37	20	24	87	15	12	9	3	4	9	

Technical Fouls::NONE

Shooting By Period		
1st FG%	8-18	44.4%
3PT%	2-4	50.0%
FT%	1-3	33.3%
2nd FG%	5-13	38.5%
3PT%	2-4	50.0%
FT%	8-10	80%
3rd FG%	10-19	52.6%
3PT%	1-2	50.0%
FT%	2-2	100%
4th FG%	6-12	50.0%
3PT%	2-4	50.0%
FT%	11-19	57.9%
GM FG%	29-62	46.8%
3PT%	7-14	50.0%
FT%	22-34	64.7%

Dead Ball Rebounds: 7, 0

	IOWA	IND
Biggest lead	6 (1st 6:06)	11 (4th 0:48)
Best Scoring Run	8 (1st 7:56)	7 (4th 7:16)
Lead Changes	14	
Times Tied	11	
Time with Lead	08:35	21:33

Points from	IOWA	IND
Turnovers	11	14
Paint	44	36
Second Chance	11	4
Fast Breaks	21	20
Bench	14	9

	Period by Period Scoring				
	1st	2nd	3rd	4th	TOT
IOWA	19	20	18	21	78
IND	19	20	23	25	87



2022-23 BOX SCORES



Official Basketball Box Score - Final
Indiana at Ohio St.
 02/13/23 Value City Arena, Columbus
 2022-23 Women's Basketball

Game Time: 7:00 PM
 Game Duration: 1:38
 Attendance: 7,178

Officials: Brian Hall, Cameron Inouye, Natasha Camy

Indiana - 83

Record: 24-1 (14-1)

NO.	Name	Min	FG		3P	Rebounds			Fouls		TP	AS	TO	ST	Blocks			+/-
			M-A	M-A	M-A	OR	DR	TOT	PF	FD					BS	BS	BA	
54	Mackenzie Holmes	F 32:09	15-18	0-0	3-5	1	4	5	3	4	33	2	1	0	1	0	17	
12	Yarden Garzon	G 30:30	2-8	1-6	0-0	0	4	4	1	0	5	1	1	0	1	0	11	
22	Chloe Moore-McNeil	G 37:20	1-3	0-0	0-0	4	3	7	2	1	2	7	1	2	0	0	21	
33	Sydney Parrish	G 20:28	1-5	1-4	0-0	0	2	2	2	1	3	3	1	1	0	1	11	
34	Grace Berger	G 36:11	6-10	1-2	3-3	0	10	10	2	4	16	5	3	0	0	0	19	
14	Sara Scalia	G 28:36	9-12	6-8	0-0	0	1	1	1	0	24	2	4	1	0	0	26	
52	Lilly Meister	G 07:18	0-0	0-0	0-0	1	4	5	1	1	0	0	0	0	0	0	7	
21	Henna Sandvik	G 02:24	0-0	0-0	0-0	0	0	0	0	0	0	0	0	0	0	0	2	
1	Lexus Bargesser	G 01:55	0-1	0-0	0-0	0	0	0	0	0	0	0	0	0	0	1	4	
32	Alyssa Geary	G 01:34	0-0	0-0	0-0	0	0	0	0	0	0	0	0	0	0	0	2	
24	Mona Zaric	G 01:02	0-0	0-0	0-0	0	0	0	0	0	0	0	0	0	0	0	0	
25	Arielle Wisne	G 00:33	0-0	0-0	0-0	0	0	0	0	0	0	0	0	0	0	0	0	
Team						1	0	1			0							
Totals			34-57	9-20	6-8	7	28	35	12	11	83	20	11	4	2	2	24	

Technical Fouls::NONE

Shooting By Period		
1 st FG%	10-15	66.7%
3PT%	3-5	60.0%
FT%	1-1	100%
2 nd FG%	13-16	81.3%
3PT%	4-6	66.7%
FT%	0-0	0%
3 rd FG%	6-16	37.5%
3PT%	2-7	28.6%
FT%	0-1	0%
4 th FG%	5-10	50.0%
3PT%	0-2	0.0%
FT%	5-6	83.3%
GM FG%	34-57	59.6%
3PT%	9-20	45.0%
FT%	6-8	75.0%

Dead Ball Rebounds: 0, 0

Ohio St. - 59

Record: 21-5 (10-5)

NO.	Name	Min	FG		3P	Rebounds			Fouls		TP	AS	TO	ST	Blocks			+/-
			M-A	M-A	M-A	OR	DR	TOT	PF	FD					BS	BS	BA	
22	Eboni Walker	F 33:49	6-12	0-1	0-0	2	9	11	5	2	12	4	1	0	0	0	-7	
32	Cotie McMahon	F 37:23	9-13	1-3	3-6	1	5	6	0	5	22	3	2	1	0	0	-20	
1	Rikki Harris	G 37:24	1-8	0-3	0-0	0	0	0	2	2	2	0	1	3	0	1	-18	
2	Taylor Thierry	G 37:23	4-8	0-0	0-2	1	1	2	2	1	8	1	1	1	1	1	-20	
24	Taylor Mikesell	G 37:23	6-15	2-8	1-1	0	1	1	2	2	15	3	1	1	0	0	-20	
3	Hevynne Bristow	G 05:51	0-0	0-0	0-0	0	0	0	0	0	0	0	0	0	0	0	-17	
20	Kaitlyn Costner	G 05:13	0-0	0-0	0-0	0	0	0	0	0	0	0	0	0	0	0	-10	
5	Emma Shumate	G 02:37	0-0	0-0	0-0	0	0	0	0	0	0	0	0	0	1	0	-4	
11	Kaia Henderson	G 01:55	0-1	0-0	0-0	0	1	1	0	0	0	0	0	0	0	0	-4	
15	Karla Vres	G 01:02	0-0	0-0	0-0	0	0	0	0	0	0	0	0	0	0	0	0	
Team						1	1	2			0							
Totals			26-57	3-15	4-9	5	18	23	11	12	59	11	6	6	2	2	-24	

Technical Fouls::NONE

Shooting By Period		
1 st FG%	6-18	33.3%
3PT%	0-4	0.0%
FT%	0-0	0%
2 nd FG%	8-12	66.7%
3PT%	1-3	33.3%
FT%	0-3	0%
3 rd FG%	9-14	64.3%
3PT%	2-4	50.0%
FT%	4-6	66.7%
4 th FG%	3-13	23.1%
3PT%	0-4	0.0%
FT%	0-0	0%
GM FG%	26-57	45.6%
3PT%	3-15	20.0%
FT%	4-9	44.4%

Dead Ball Rebounds: 3, 0

	IND		OSU		Points from	IND	OSU	Period by Period Scoring						
	1 st	2 nd	3 rd	4 th				TOT	1 st	2 nd	3 rd	4 th	TOT	
Biggest lead	27 (2 nd 6:01)	0 (1 st 10:00)			Turnovers	11	14							
Best Scoring Run	12 (2 nd 6:01)	9 (3 rd 2:11)			Paint	44	34							
Lead Changes	0				Second Chance	11	2	IND	24	30	14	15	83	
Times Tied	1				Fast Breaks	4	8	OSU	12	17	24	6	59	
Time with Lead	38:44	00:00			Bench	24	0							

2022-23 BOX SCORES



Official Basketball Box Score - Final
Michigan at Indiana
 02/16/23 Simon Skjott Assembly Hall, Bloomington
 2022-23 Women's Basketball

Game Time: 8:30 PM
 Game Duration: 1:48
 Attendance: 7,446

Officials: Michael McConnell, Lisa Jones, Maggie Tieman

Michigan - 52

Record: 20-6 (10-5)

NO. Name	Min	FG			Rebounds			Fouls		TP	AS	TO	ST	Blocks			+/-
		M-A	3P-M-A	FT-M-A	OR	DR	TOT	PF	FD					BS	BA	BB	
33 Emily Kiser	F 35:10	5-8	0-0	2-2	0	4	4	2	2	12	3	3	2	3	2	2	-17
44 Cameron Williams	F 16:50	2-3	0-0	1-1	1	1	2	4	1	5	0	2	1	1	0	-3	
3 Maddie Nolan	F 36:04	4-11	0-4	0-0	0	6	6	1	0	8	0	0	1	0	1	-11	
10 Jordan Hobbs	G 25:54	2-8	2-5	3-4	0	2	2	3	4	9	1	1	0	0	1	-14	
32 Leigha Brown	G 38:23	3-9	0-0	3-4	1	7	8	1	9	9	3	4	1	0	2	-20	
12 Ari Wiggins	14:20	0-1	0-0	1-2	2	2	4	3	2	1	2	3	1	0	0	-4	
22 Chyra Evans	08:08	1-4	0-1	0-0	0	4	4	3	0	2	1	2	0	1	0	-4	
30 Elise Stuck	12:14	0-1	0-0	1-2	0	1	1	1	1	1	0	2	0	0	0	-4	
20 Alyssa Crockett	11:13	1-2	0-1	0-0	0	1	1	0	0	2	1	2	2	0	0	-4	
13 Kate Clarke	01:44	1-1	1-1	0-0	0	0	0	0	0	3	0	0	0	1	0	1	
Team					2	1	3			0		2					
Totals		19-48	3-12	11-15	6	29	35	18	19	52	11	21	8	6	6	-16	

Technical Fouls: Nolan 2nd 0:46

Shooting By Period		
1 st FG%	7-16	43.8%
3PT%	1-4	25.0%
FT%	2-4	50%
2 nd FG%	5-12	41.7%
3PT%	1-1	100.0%
FT%	0-0	0%
3 rd FG%	2-9	22.2%
3PT%	0-3	0.0%
FT%	5-6	83.3%
4 th FG%	5-11	45.5%
3PT%	1-4	25.0%
FT%	4-5	80%
GM FG%	19-48	39.6%
3PT%	3-12	25.0%
FT%	11-15	73.3%

Dead Ball Rebounds: 4, 0

Indiana - 68

Record: 25-1 (15-1)

NO. Name	Min	FG			Rebounds			Fouls		TP	AS	TO	ST	Blocks			+/-
		M-A	3P-M-A	FT-M-A	OR	DR	TOT	PF	FD					BS	BA	BB	
54 Mackenzie Holmes	F 31:30	11-22	0-0	5-6	3	2	5	3	9	27	0	2	2	5	2	13	
12 Yarden Garzon	G 32:25	2-5	1-4	2-2	1	7	8	4	1	7	1	4	1	1	0	20	
22 Chloe Moore-McNeil	G 34:16	5-7	3-5	0-0	0	4	4	2	1	13	3	1	3	0	0	22	
33 Sydney Parrish	G 24:40	1-5	0-1	1-1	1	1	2	3	2	3	1	2	1	0	1	6	
34 Grace Berger	G 34:40	2-10	0-2	1-2	1	4	5	3	3	5	6	1	2	0	2	16	
14 Sara Scalia	25:06	0-4	0-4	2-2	0	0	0	2	0	2	2	2	1	0	0	9	
21 Henna Sandvik	03:07	0-0	0-0	0-0	0	1	1	0	0	0	0	0	0	0	0	-1	
52 Lilly Meister	06:12	3-3	0-0	1-1	1	2	3	1	1	7	0	1	1	0	0	5	
1 Lexus Baggesser	03:48	2-2	0-0	0-0	0	1	1	0	0	4	0	0	0	0	0	-2	
23 Kiandra Browne	02:18	0-2	0-0	0-0	0	0	0	0	0	0	0	0	0	0	1	-2	
24 Mona Zaric	00:59	0-0	0-0	0-0	0	0	0	0	0	0	0	0	0	0	0	-3	
32 Alyssa Geary	00:59	0-0	0-0	0-0	0	0	0	0	0	0	0	0	0	0	0	-3	
Team					0	1	1			0		0					
Totals		26-60	4-16	12-14	7	23	30	19	17	68	13	13	11	6	6	16	

Technical Fouls: NONE

Dead Ball Rebounds: 0, 0

	UOFM	IND
Biggest lead	2 (1 st 9:31)	24 (3 rd 0:00)
Best Scoring Run	11 (4 th 4:45)	12 (2 nd 4:38)
Lead Changes	1	
Times Tied	4	
Time with Lead	01:21	36:08

Points from	UOFM	IND
Turnovers	13	24
Paint	28	42
Second Chance	11	11
Fast Breaks	14	18
Bench	9	13

	Period by Period Scoring				
	1st	2nd	3rd	4th	TOT
UOFM	17	11	9	15	52
IND	22	20	19	7	68



2022-23 BOX SCORES



Official Basketball Box Score - Final
Purdue at Indiana
 02/19/23 Simon Skjold Assembly Hall, Bloomington
 2022-23 Women's Basketball

Game Time: 12:00 PM
 Game Duration: 1:44
 Attendance: 17,222

Officials: Roy Gubeyan, Tiara Cruse, Angie Endrud

Purdue - 60

Record: 17-8 (8-7)

NO.	Name	Min	FG		3P		FT		Rebounds			Fouls		TP	AS	TO	ST	Blocks		+/-	
			M-A	M-A	M-A	M-A	OR	DR	TOT	PF	FD	BS	BA								
34	Caitlyn Harper	F 13:33	1-5	0-3	0-0	1	2	3	5	1	2	0	1	1	1	1	1	1	1	1	-4
5	Cassidy Hardin	G 31:12	0-4	0-4	0-0	1	4	5	0	1	0	3	0	0	0	0	0	0	0	0	-18
10	Jeanae Terry	G 31:28	4-5	0-0	3-4	0	3	3	2	3	11	4	4	2	0	1	1	1	1	1	-21
11	Lasha Petree	G 31:03	8-19	5-9	2-4	2	2	4	2	4	23	0	4	0	0	0	3	12	12	12	-12
23	Abbey Ellis	G 26:16	5-8	1-1	1-1	0	2	2	1	1	12	2	1	1	0	0	0	0	0	0	-27
35	Rickie Woltman	10:45	3-3	0-0	0-0	0	0	0	1	1	6	0	1	0	0	0	0	0	0	0	-15
33	Madison Layden	32:26	0-5	0-5	1-2	0	5	5	4	1	1	1	2	0	0	0	0	0	0	0	-11
14	Ava Learn	07:57	1-3	0-0	0-0	1	1	2	2	2	2	0	0	0	1	0	1	1	1	3	
3	Jayla Smith	15:20	1-2	0-0	1-2	0	0	0	1	2	3	2	0	0	1	1	0	0	0	-10	
Team						0	2	2			0		1								
Totals			23-54	6-22	8-13	5	21	26	18	16	60	12	14	5	2	6	23				

Technical Fouls: NONE

Shooting By Period		
1 st FG%	6-13	46.2%
3PT%	3-7	42.9%
FT%	0-0	0%
2 nd FG%	8-15	53.3%
3PT%	2-5	40.0%
FT%	1-2	50%
3 rd FG%	4-11	36.4%
3PT%	1-4	25.0%
FT%	3-5	60%
4 th FG%	5-15	33.3%
3PT%	0-6	0.0%
FT%	4-6	66.7%
GM FG%	23-54	42.6%
3PT%	6-22	27.3%
FT%	8-13	61.5%

Dead Ball Rebounds: 3, 1

Indiana - 83

Record: 26-1 (16-1)

NO.	Name	Min	FG		3P		FT		Rebounds			Fouls		TP	AS	TO	ST	Blocks		+/-	
			M-A	M-A	M-A	M-A	OR	DR	TOT	PF	FD	BS	BA								
54	Mackenzie Holmes	F 32:52	10-11	0-0	0-1	2	5	7	3	0	20	1	3	3	4	0	28	28	28	28	28
12	Yarden Garzon	G 27:20	4-9	4-8	0-0	0	6	6	2	3	12	1	2	0	0	0	15	15	15	15	15
22	Chloe Moore-McNeil	G 34:29	5-10	4-8	0-0	1	1	2	3	1	14	5	3	0	0	0	20	20	20	20	20
33	Sydney Parrish	G 31:32	4-9	0-4	5-5	3	7	10	1	5	13	0	0	0	1	0	18	18	18	18	18
34	Grace Berger	G 35:14	5-11	1-2	3-3	0	4	4	2	6	14	10	4	0	0	0	26	26	26	26	26
14	Sara Scalia	22:23	2-6	2-5	0-0	0	1	1	1	1	6	2	1	0	0	0	11	11	11	11	11
52	Lilly Meister	04:00	0-0	0-0	0-0	0	1	1	0	1	0	0	0	1	0	0	-4	-4	-4	-4	-4
32	Alyssa Geary	01:54	0-1	0-0	0-0	0	1	1	0	1	0	0	0	0	0	1	1	-3	-3	-3	-3
1	Lexus Bargesser	02:45	1-1	0-0	0-0	0	0	0	2	0	2	0	0	0	0	0	0	0	0	0	0
21	Henna Sandvik	02:11	1-1	0-0	0-0	0	0	0	1	0	2	0	0	0	0	0	1	1	1	1	1
23	Kiandra Browne	02:11	0-1	0-0	0-0	0	1	1	0	0	0	1	0	0	0	1	1	1	1	1	1
24	Mona Zaric	01:54	0-0	0-0	0-0	0	0	0	1	0	0	0	0	0	0	0	1	1	1	1	1
25	Arielle Wisne	01:15	0-0	0-0	0-0	0	0	0	0	0	0	0	0	0	0	0	1	1	1	1	1
Team						0	1	1			0		0								
Totals			32-60	11-27	8-9	6	28	34	16	18	83	20	14	3	6	2	23				

Technical Fouls: NONE

Shooting By Period		
1 st FG%	8-16	50.0%
3PT%	4-9	44.4%
FT%	0-0	0%
2 nd FG%	7-15	46.7%
3PT%	2-7	28.6%
FT%	1-1	100%
3 rd FG%	9-13	69.2%
3PT%	2-6	33.3%
FT%	7-7	100%
4 th FG%	8-16	50.0%
3PT%	3-5	60.0%
FT%	0-1	0%
GM FG%	32-60	53.3%
3PT%	11-27	40.7%
FT%	8-9	88.9%

Dead Ball Rebounds: 1, 0

	PUR	IND
Biggest lead	2 (1 st 9:25)	27 (4 th 4:21)
Best Scoring Run	7 (2 nd 0:56)	8 (3 rd 4:19)
Lead Changes	3	
Times Tied	0	
Time with Lead	00:58	38:27

Points from	PUR	IND
Turnovers	16	21
Paint	22	34
Second Chance	6	10
Fast Breaks	13	6
Bench	12	10

Period by Period Scoring	PUR				IND					
	1st	2nd	3rd	4th	TOT	1st	2nd	3rd	4th	TOT
PUR	15	19	12	14	60					
IND	20	17	27	19	83					

2022-23 BOX SCORES



Official Basketball Box Score - Final
Indiana at Iowa
 02/26/23 Carver-Hawkeye Arena , Iowa City
 2022-23 Women's Basketball

Game Time: 7:00 PM
 Game Duration: 1:54
 Attendance: 15,056

Officials: Jesse Dickerson, Natasha Camy, Mark Resch

Indiana - 85

Record: 26-2 (16-2)

NO.	Name	Min	FG	3P	FT	Rebounds			Fouls		TP	AS	TO	ST	Blocks		+/-
			M-A	M-A	M-A	OR	DR	TOT	PF	FD					BS	BA	
54	Mackenzie Holmes	F 37:23	8-10	0-0	5-6	1	5	6	4	4	21	2	4	1	1	0	2
12	Yarden Garzon	G 36:22	1-6	1-5	4-4	1	13	14	2	2	7	1	0	3	1	0	6
22	Chloe Moore-McNeil	G 33:33	6-12	2-5	4-4	2	1	3	4	5	18	3	0	1	0	0	3
33	Sydney Parrish	G 33:16	6-12	3-7	3-3	2	3	5	4	2	18	2	3	1	0	2	-6
34	Grace Berger	G 35:18	8-15	0-2	0-0	1	3	4	2	4	16	8	1	0	0	0	-3
14	Sara Scalia	21:27	2-8	1-5	0-0	0	3	3	0	0	5	1	0	0	0	0	-4
52	Lilly Meister	02:37	0-0	0-0	0-0	0	0	0	0	0	0	0	0	0	0	0	-3
21	Henna Sandvik	00:04	0-0	0-0	0-0	0	0	0	0	0	0	0	0	0	0	0	0
Team						0	1	1			0		0				
Totals			31-63	7-24	16-17	7	29	36	16	17	85	17	8	6	2	2	-1

Technical Fouls::NONE

Shooting By Period		
1 st FG%	8-17	47.1%
3PT%	1-6	16.7%
FT%	1-1	100%
2 nd FG%	8-14	57.1%
3PT%	1-5	20.0%
FT%	4-4	100%
3 rd FG%	7-18	38.9%
3PT%	3-7	42.9%
FT%	2-3	66.7%
4 th FG%	8-14	57.1%
3PT%	2-6	33.3%
FT%	9-9	100%
GM FG%	31-63	49.2%
3PT%	7-24	29.2%
FT%	16-17	94.1%

Dead Ball Rebounds: 0, 0

Iowa - 86

Record: 23-6 (15-3)

NO.	Name	Min	FG	3P	FT	Rebounds			Fouls		TP	AS	TO	ST	Blocks		+/-
			M-A	M-A	M-A	OR	DR	TOT	PF	FD					BS	BA	
14	McKenna Warnock	F 35:02	3-7	2-5	0-0	0	3	3	4	0	8	1	2	0	2	1	6
25	Monika Czinano	C 32:46	4-8	0-0	5-5	2	7	9	4	3	13	1	1	1	0	0	1
20	Kate Martin	G 28:10	6-9	3-4	4-5	0	1	1	4	3	19	4	1	0	0	1	12
22	Caitlin Clark	G 37:52	12-22	4-12	6-8	0	9	9	3	6	34	9	2	1	0	0	1
24	Gabbie Marshall	G 33:37	3-5	2-4	0-0	0	0	0	0	1	8	1	1	1	0	0	2
1	Molly Davis	12:12	1-3	0-1	0-0	0	0	0	0	2	2	1	0	1	0	0	-2
45	Hannah Stuelke	12:12	1-2	0-0	0-2	1	4	5	1	1	2	1	0	1	0	0	-5
3	Sydney Afoltor	08:09	0-2	0-2	0-0	0	0	0	1	0	0	0	0	0	0	0	-10
Team						0	1	1			0		0				
Totals			30-58	11-28	15-20	3	25	28	17	16	86	18	7	5	2	2	1

Technical Fouls::NONE

Shooting By Period		
1 st FG%	9-14	64.3%
3PT%	4-7	57.1%
FT%	1-3	33.3%
2 nd FG%	6-15	40.0%
3PT%	2-7	28.6%
FT%	3-4	75%
3 rd FG%	6-15	40.0%
3PT%	2-8	25.0%
FT%	7-8	87.5%
4 th FG%	9-14	64.3%
3PT%	3-6	50.0%
FT%	4-5	80%
GM FG%	30-58	51.7%
3PT%	11-28	39.3%
FT%	15-20	75.0%

Dead Ball Rebounds: 1, 1

	IU	UI	Points from		Period by Period Scoring						
			IU	UI	1st	2nd	3rd	4th	TOT		
Biggest lead	2 (1 st 9:34)	11 (1 st 7:28)	Turnovers	6	15						
Best Scoring Run	8 (2 nd 2:20)	13 (1 st 7:28)	Paint	28	32	IU	18	21	19	27	85
Lead Changes	9		Second Chance	8	7	UI	23	17	21	25	86
Times Tied	4		Fast Breaks	7	18						
Time with Lead	02:31	35:22	Bench	5	4						



2022-23 BOX SCORES



Official Basketball Box Score - Final
Michigan State at Indiana
 03/03/23 Target Center, Minneapolis
 2022-23 Women's Basketball

Game Time: 11:30 AM
 Game Duration: 2:12

Officials: Jesse Dickerson, Tim Daley, Nykeshia Thompson

Michigan State - 85

Record: 16-14

NO.	Name	Min	FG		3P	FT			Rebounds			Fouls		TP	AS	TO	ST	Blocks			+/-	
			M-A	M-A	M-A	OR	DR	TOT	PF	FD	BS	BS	BA									
12	Isaline Alexander	F 04:46	1-1	0-0	0-0	1	0	1	3	0	2	0	0	0	0	0	0	0	0	0	0	-2
0	DeeDee Hagemann	G 35:14	2-10	1-6	13-14	1	0	1	1	7	18	4	2	3	0	0	0	0	0	0	0	-4
5	Kamaria McDaniel	G 38:25	11-18	3-3	7-8	1	6	7	4	6	32	1	5	0	0	1	1	1	1	0	0	-11
11	Matilda Ekh	G 25:01	1-4	0-3	0-0	0	2	2	3	1	2	1	0	0	0	0	0	0	0	0	0	-7
22	Moira Joiner	G 36:59	5-18	4-9	2-4	5	4	9	2	4	16	2	0	2	0	0	4	0	0	0	0	-6
14	Taiyier Parks	21:19	1-3	0-0	1-2	1	2	3	5	4	3	1	4	0	0	2	0	0	0	0	0	-6
1	Tory Ozment	16:55	0-3	0-0	0-2	0	6	6	4	2	0	1	1	1	0	1	1	0	0	0	0	-6
13	Stephanie Visscher	03:10	1-1	0-0	1-1	0	0	0	0	1	3	0	1	0	0	0	0	0	0	0	0	1
4	Theryn Hallock	04:46	0-1	0-0	0-0	0	0	0	0	0	0	0	0	0	0	0	0	0	0	0	0	-5
40	Julia Ayrault	13:25	3-7	3-6	0-0	1	1	2	5	1	9	0	0	0	0	0	0	0	0	0	0	0
Team											4	5	9			0						
Totals			25-66	11-28	24-31	14	26	40	27	26	85	10	13	6	0	8	0	0	0	0	0	-9

Technical Fouls:McDaniel 4th4:35

Shooting By Period		
1 st FG%	9-20	45.0%
3PT%	4-9	44.4%
FT%	2-3	66.7%
2 nd FG%	5-14	35.7%
3PT%	4-6	66.7%
FT%	2-2	100%
3 rd FG%	6-17	35.3%
3PT%	0-3	0.0%
FT%	6-7	85.7%
4 th FG%	5-15	33.3%
3PT%	3-10	30.0%
FT%	14-19	73.7%
GM FG%	25-66	37.9%
3PT%	11-28	39.3%
FT%	24-31	77.4%

Dead Ball Rebounds: 3, 0

Indiana - 94

Record: 27-2

NO.	Name	Min	FG		3P	FT			Rebounds			Fouls		TP	AS	TO	ST	Blocks			+/-	
			M-A	M-A	M-A	OR	DR	TOT	PF	FD	BS	BS	BA									
54	Mackenzie Holmes	F 28:28	8-13	0-0	11-14	2	3	5	5	9	27	1	3	2	2	0	17	0	0	0	0	17
12	Yarden Garzon	G 27:18	4-10	3-7	1-1	0	5	5	5	2	12	2	1	1	1	0	-2	0	0	0	0	-2
22	Chloe Moore-McNeil	G 37:25	3-4	3-3	10-12	0	5	5	3	6	19	11	1	0	1	0	16	0	0	0	0	16
33	Sydney Parrish	G 29:18	2-7	2-6	0-0	0	4	4	1	6	3	4	1	4	0	7	0	0	0	0	0	7
34	Grace Berger	G 38:57	4-10	0-0	0-1	0	6	6	3	2	8	4	4	0	0	0	11	0	0	0	0	11
14	Sara Scalia	25:37	4-8	4-6	8-8	2	3	5	0	5	20	1	1	0	0	0	11	0	0	0	0	11
52	Lilly Meister	03:21	0-0	0-0	0-0	1	1	2	2	0	0	0	0	1	0	0	-11	0	0	0	0	-11
1	Lexus Bergesser	01:35	0-1	0-0	0-0	0	0	0	0	0	0	0	0	0	0	0	-7	0	0	0	0	-7
23	Kiandra Browne	00:13	0-0	0-0	0-0	0	0	0	0	0	1	0	0	0	0	0	0	0	0	0	0	0
32	Alyssa Geary	07:12	1-1	0-0	0-0	0	1	1	4	0	2	0	0	0	0	0	-1	0	0	0	0	-1
21	Henna Sandvik	00:36	0-0	0-0	0-0	0	0	0	0	0	0	0	0	0	0	0	4	0	0	0	0	4
Team											2	3	5			0						
Totals			26-54	12-22	30-36	7	31	38	26	26	94	22	15	4	8	0	9					

Technical Fouls:NONE

Shooting By Period		
1 st FG%	4-14	28.6%
3PT%	2-5	40.0%
FT%	4-4	100%
2 nd FG%	6-11	54.5%
3PT%	2-3	66.7%
FT%	6-9	66.7%
3 rd FG%	9-16	56.3%
3PT%	4-8	50.0%
FT%	3-4	75%
4 th FG%	7-13	53.8%
3PT%	4-6	66.7%
FT%	17-19	89.5%
GM FG%	26-54	48.1%
3PT%	12-22	54.5%
FT%	30-36	83.3%

Dead Ball Rebounds: 1, 0

	MSU	IND	Points from		Period by Period Scoring						
Biggest lead	12 (2 nd 5:47)	13 (4 th 1:14)	Turnovers	14	21						
Best Scoring Run	8 (1 st 3:50)	9 (2 nd 2:08)	Paint	20	24						
Lead Changes	6		Second Chance	15	7	MSU	24	16	18	27	85
Times Tied	1		Fast Breaks	11	8	IND	14	20	25	35	94
Time with Lead	25:35	13:14	Bench	15	22						

2022-23 BOX SCORES

Official Basketball Box Score - Final
Ohio St. at Indiana
 03/04/23 Target Center, Minneapolis
 2022-23 Women's Basketball

Game Time: 1:30 PM
 Game Duration: 2:01



Officials: Gha Cross, Brian Hall, Tiara Cruse

Ohio St. - 79

Record: 25-6

NO.	Name	Min	FG	3P	FT	Rebounds			Fouls		TP	AS	TO	ST	Blocks			+/-
			M-A	M-A	M-A	OR	DR	TOT	PF	FD					BS	BA		
22	Eboni Walker	F 08:47	1-3	0-0	0-0	1	1	2	0	0	2	0	1	0	0	0	0	-10
32	Cotie McMahon	F 40:00	3-8	0-1	6-7	3	11	14	1	6	12	3	0	3	1	1	4	
1	Rikki Harris	G 32:22	4-17	1-8	4-4	0	2	2	4	2	13	6	2	3	0	2	20	
2	Taylor Thierry	G 40:00	7-15	0-0	5-5	8	4	12	4	5	19	1	0	3	1	4	4	
24	Taylor Mikesell	G 24:57	4-13	1-5	4-5	0	2	2	3	6	13	1	3	0	1	0	-15	
23	Rebeka Mikulasikova	F 17:49	3-5	2-4	0-0	0	3	3	4	1	8	1	1	0	0	0	-4	
4	Jacy Sheldon	F 15:38	4-8	0-1	4-4	0	1	1	2	2	12	0	1	4	0	0	20	
5	Emma Shumate	F 20:27	0-4	0-4	0-0	0	2	2	2	0	0	0	0	1	3	0	1	
Team						1	1	2			0		0					
Totals			26-73	4-23	23-25	13	27	40	20	22	79	12	8	14	6	7	4	

Technical Fouls::NONE

Shooting By Period		
1 st FG%	5-17	29.4%
3PT%	0-5	0.0%
FT%	2-2	100%
2 nd FG%	5-18	27.8%
3PT%	1-8	12.5%
FT%	3-4	75%
3 rd FG%	9-21	42.9%
3PT%	3-8	37.5%
FT%	6-6	100%
4 th FG%	7-17	41.2%
3PT%	0-2	0.0%
FT%	12-13	92.3%
GM FG%	26-73	35.6%
3PT%	4-23	17.4%
FT%	23-25	92.0%

Dead Ball Rebounds: 2, 0

Indiana - 75

Record: 27-3

NO.	Name	Min	FG	3P	FT	Rebounds			Fouls		TP	AS	TO	ST	Blocks			+/-
			M-A	M-A	M-A	OR	DR	TOT	PF	FD					BS	BA		
54	Mackenzie Holmes	F 28:55	3-7	0-0	6-7	1	6	7	4	5	12	2	1	1	1	1	-5	
12	Yarden Garzon	G 33:39	2-7	0-2	2-2	0	11	11	5	1	6	3	3	1	2	0	7	
22	Chloe Moore-McNeil	G 35:12	2-10	0-3	2-2	0	2	2	3	3	6	2	4	1	0	2	-9	
33	Sydney Parrish	G 26:56	3-4	2-2	2-2	0	2	2	3	2	10	0	4	0	1	0	-6	
34	Grace Berger	G 36:47	7-15	1-3	5-6	0	4	4	2	5	20	6	2	0	0	0	-13	
14	Sara Scalia	F 26:00	5-12	4-8	1-1	0	5	5	1	2	15	1	2	0	1	2	-5	
52	Lilly Meister	F 09:18	2-4	0-0	2-3	5	2	7	4	2	6	0	0	0	2	1	3	
21	Henna Sandvik	F 03:13	0-0	0-0	0-0	0	0	0	0	0	0	0	0	0	0	0	8	
Team						5	2	7			0		2					
Totals			24-59	7-18	20-23	11	34	45	22	20	75	14	18	3	7	6	-4	

Technical Fouls::NONE

Shooting By Period		
1 st FG%	9-15	60.0%
3PT%	1-3	33.3%
FT%	4-5	80%
2 nd FG%	7-15	46.7%
3PT%	4-7	57.1%
FT%	5-5	100%
3 rd FG%	4-10	40.0%
3PT%	1-4	25.0%
FT%	8-8	100%
4 th FG%	4-19	21.1%
3PT%	1-4	25.0%
FT%	3-5	60%
GM FG%	24-59	40.7%
3PT%	7-18	38.9%
FT%	20-23	87.0%

Dead Ball Rebounds: 0, 0

	OSU	IU	Points from		Period by Period Scoring						
Biggest lead	4 (4 th 0:04)	24 (2 nd 1:12)	Turnovers	21	10	1st	2nd	3rd	4th	TOT	
Best Scoring Run	8(3 rd 7:33)	16(2 nd 8:38)	Paint	40	26	OSU	12	14	27	26	79
Lead Changes	6		Second Chance	20	10	IU	23	23	17	12	75
Times Tied	4		Fast Breaks	10	8						
Time with Lead	02:08	36:31	Bench	20	21						



2022-23 BOX SCORES



Official Basketball Box Score - Final

Tennessee Tech at Indiana

03/18/23 Simon Skjott Assembly Hall, Bloomington

2022-23 NCAA Women's Basketball Championships - First Round

Game Time: 11:30 AM

Game Duration: 1:42

Officials: Gina Cross, Maria Gearhart, Nick Marshall

Tennessee Tech - 47

Record: 23-10

NO.	Name	Min	FG			FT	Rebounds			Fouls		TP	AS	TO	ST	Blocks		+/-
			M-A	M-A	M-A		OR	DR	TOT	PF	FD					BS	BA	
4	Anna Walker	F 19:24	1-3	0-0	0-0	3	0	3	1	0	2	1	1	1	0	1	0	-21
11	Maaliya Owens	G 36:02	5-19	5-13	2-2	3	6	9	1	4	17	1	0	0	0	2	-29	
22	Peyton Carter	G 25:45	1-5	1-4	0-0	0	1	1	2	0	3	1	2	0	0	1	-17	
24	Jada Guinn	G 26:41	4-12	0-1	0-0	1	3	4	2	0	8	1	4	0	0	1	-33	
33	Reghan Grimes	G 25:47	2-10	1-4	1-2	0	2	2	2	3	6	2	1	1	0	1	-29	
2	Jordan Brock	23:38	2-4	1-2	0-0	0	3	3	3	1	5	0	0	1	0	0	-7	
42	Kiera Hill	18:05	3-6	0-0	0-0	2	3	5	0	0	6	0	0	0	0	1	-2	
10	Reagan Hurst	12:21	0-3	0-0	0-0	2	0	2	1	0	0	1	0	0	0	3	-6	
13	Ansley Hall	01:54	0-1	0-1	0-0	0	1	1	0	0	0	0	0	0	1	0	-1	
1	Cayla Cowart	10:23	0-2	0-1	0-2	0	0	0	1	2	0	2	0	1	0	1	-5	
Team						2	1	3			0		2					
Totals			18-65	8-26	3-6	13	20	33	13	10	47	9	10	4	1	11	-30	

Technical Fouls: NONE

Shooting By Period		
1 st FG%	7-19	36.8%
3PT%	4-7	57.1%
FT%	0-0	0%
2 nd FG%	4-14	28.6%
3PT%	1-6	16.7%
FT%	0-0	0%
3 rd FG%	3-15	20.0%
3PT%	3-8	37.5%
FT%	3-6	50%
4 th FG%	4-17	23.5%
3PT%	0-5	0.0%
FT%	0-0	0%
GM FG%	18-65	27.7%
3PT%	8-26	30.8%
FT%	3-6	50.0%

Dead Ball Rebounds: 1, 1

Indiana - 77

Record: 28-3

NO.	Name	Min	FG			FT	Rebounds			Fouls		TP	AS	TO	ST	Blocks		+/-
			M-A	M-A	M-A		OR	DR	TOT	PF	FD					BS	BA	
52	Lilly Meister	F 20:15	3-4	0-0	1-1	0	4	4	1	1	7	1	1	0	3	0	10	
12	Yarden Garzon	G 28:03	4-7	2-4	2-2	0	4	4	1	1	12	2	5	2	1	0	26	
22	Chloe Moore-McNeil	G 29:25	2-3	1-1	0-0	0	2	2	2	1	5	3	1	1	1	0	17	
33	Sydney Parrish	G 30:43	7-14	2-6	3-4	1	7	8	3	2	19	2	2	1	1	1	22	
34	Grace Berger	G 29:19	6-9	0-1	5-7	0	7	7	0	5	17	4	0	1	3	0	21	
32	Alyssa Geary	17:03	1-1	0-0	1-2	0	3	3	1	2	3	2	1	1	1	0	18	
14	Sara Scalia	24:11	2-8	0-4	2-2	0	4	4	1	1	6	3	0	1	1	0	19	
1	Lexus Bargesser	09:43	3-3	0-0	0-0	0	0	0	1	0	6	1	0	0	0	0	7	
21	Henna Sandvik	05:34	1-1	0-0	0-0	0	0	0	0	0	2	0	0	0	0	0	4	
24	Mona Zaric	03:02	0-0	0-0	0-0	0	1	1	0	0	0	0	0	0	0	0	4	
25	Arielle Wisne	02:42	0-0	0-0	0-0	0	1	1	0	0	0	0	0	0	0	0	2	
Team						1	3	4			0		0					
Totals			29-50	5-16	14-18	2	36	38	10	13	77	18	10	7	11	1	30	

Technical Fouls: NONE

Dead Ball Rebounds: 2, 0

	TTU	IU	Points from		Period by Period Scoring				
			TTU	IU	1st	2nd	3rd	4th	TOT
Biggest lead	3 (1 st 9:49)	30 (4 th 1:11)	5	9	18	9	12	8	47
Best Scoring Run	4 (1 st 0:56)	17 (2 nd 2:55)	16	44	18	21	17	21	77
Lead Changes	7		5	2					
Times Tied	6		0	29					
Time with Lead	02:33	31:42	11	17					

2022-23 BOX SCORES



Official Basketball Box Score - Final
Miami (FL) at Indiana
 03/20/23 Simon Skjoldt Assembly Hall, Bloomington
 2023 NCAA Division I Women's Basketball Championship

Game Time: 8:00 PM
 Game Duration: 2:09
 Attendance: 14,480

Officials: Gina Cross, Kevin Pethtel, Fatou Cissoko-Stephens

Miami (FL) - 70

Record: 21-12

NO.	Name	Min	FG		3P		FT		Rebounds			Fouls		TP	AS	TO	ST	Blocks			+/-
			M-A	M-A	M-A	M-A	OR	DR	TOT	PF	FD	BS	BA					BA			
3	Destiny Harden	F 21:20	5-9	3-4	5-8	0	5	5	4	4	18	1	1	0	0	0	0	0	0	0	12
21	Lola Pendande	F 32:41	7-9	0-0	5-6	1	6	7	4	4	19	0	5	0	2	0	4	4	0	0	4
4	Jasmyne Roberts	G 37:50	5-10	3-4	3-4	1	5	6	1	2	16	1	1	1	1	0	0	0	0	-2	
12	Ja'Leah Williams	G 15:39	0-1	0-0	0-0	0	2	2	4	0	0	4	0	0	1	1	9	0	0	0	
14	Haley Cavinder	G 36:47	3-8	1-2	2-2	2	6	8	1	3	9	1	2	1	1	0	3	0	0	0	
44	Kyla Oldacre	G 07:19	0-1	0-0	1-2	1	1	2	3	2	1	0	0	0	0	0	1	-2	0	0	
5	Karla Erjavec	G 13:12	0-2	0-1	0-0	0	0	0	0	0	0	2	0	1	0	0	3	0	0	0	
13	Lashae Dwyer	G 14:58	1-3	0-0	2-3	0	1	1	3	2	4	4	1	0	1	0	-11	0	0	0	
15	Hanna Cavinder	G 19:17	1-4	1-3	0-0	1	2	3	2	0	3	2	1	2	0	0	-5	0	0	0	
32	Lazaria Spearman	G 00:57	0-0	0-0	0-0	0	0	0	0	0	0	0	0	0	0	0	-1	0	0	0	
Team									0	1	1			0	2						
Totals			22-47	8-14	18-25	6	29	35	22	17	70	15	13	5	5	2	2				

Technical Fouls: NONE

Shooting By Period		
1 st FG%	9-15	60.0%
3PT%	2-2	100.0%
FT%	0-0	0%
2 nd FG%	7-13	53.8%
3PT%	4-7	57.1%
FT%	3-5	60%
3 rd FG%	2-12	16.7%
3PT%	1-2	50.0%
FT%	3-3	100%
4 th FG%	4-7	57.1%
3PT%	1-3	33.3%
FT%	12-17	70.6%
GM FG%	22-47	46.8%
3PT%	8-14	57.1%
FT%	18-25	72.0%

Dead Ball Rebounds: 5, 1

Indiana - 68

Record: 28-4

NO.	Name	Min	FG		3P		FT		Rebounds			Fouls		TP	AS	TO	ST	Blocks			+/-
			M-A	M-A	M-A	M-A	OR	DR	TOT	PF	FD	BS	BA					BA			
54	Mackenzie Holmes	F 35:03	10-19	0-1	2-3	2	7	9	2	3	22	3	0	1	2	1	6	0	0	0	
12	Yarden Garzon	G 30:31	3-9	3-5	1-2	1	3	4	4	3	10	2	3	1	0	1	-4	0	0	0	
22	Chloe Moore-McNeil	G 40:00	2-5	1-3	4-4	2	2	4	1	4	9	4	1	1	0	0	-2	0	0	0	
33	Sydney Parrish	G 30:00	2-7	0-2	0-2	0	3	3	5	5	4	1	0	0	0	2	4	0	0	0	
34	Grace Berger	G 40:00	6-16	1-1	4-4	1	5	6	4	6	17	6	3	0	0	0	-2	0	0	0	
14	Sara Scalia	G 19:29	1-4	0-3	2-2	0	0	0	0	1	4	1	0	0	0	0	-4	0	0	0	
52	Lilly Meister	G 04:36	1-1	0-0	0-0	0	0	0	1	0	2	0	0	0	0	0	-8	0	0	0	
25	Arielle Wisne	G 00:21	0-0	0-0	0-0	0	0	0	0	0	0	0	0	0	0	0	0	0	0		
Team									3	0	3			0	0						
Totals			25-61	5-15	13-17	9	20	29	17	22	68	17	7	3	2	5	-2				

Technical Fouls: NONE

Shooting By Period		
1 st FG%	6-17	35.3%
3PT%	0-4	0.0%
FT%	0-0	0%
2 nd FG%	5-15	33.3%
3PT%	1-4	25.0%
FT%	6-7	85.7%
3 rd FG%	8-14	57.1%
3PT%	1-3	33.3%
FT%	2-3	66.7%
4 th FG%	6-15	40.0%
3PT%	3-4	75.0%
FT%	5-7	71.4%
GM FG%	25-61	41.0%
3PT%	5-15	33.3%
FT%	13-17	76.5%

Dead Ball Rebounds: 1, 1

	MIA	IND	Points from Turnovers	MIA	IND	Period by Period Scoring					
Biggest lead	14 (2 nd 8:08)	0 (1 st 10:00)	7	13							
Best Scoring Run	8 (2 nd 8:08)	6 (2 nd 4:45)	Paint	24	34	1st	2nd	3rd	4th	TOT	
Lead Changes	0		Second Chance	3	5	MIA	20	21	8	21	70
Times Tied	5		Fast Breaks	12	4	IND	12	17	19	20	68
Time with Lead	37:34	00:00	Bench	8	6						



ALL-TIME SERIES VS. OPPONENTS

School.....IU-Opp	Furman.....2-0	Mississippi State.....2-1
Akron.....0-1	Gardner-Webb.....1-0	Missouri.....2-3
Alabama.....0-1	Georgetown.....2-0	Missouri State.....2-0
Albany.....1-0	Georgia.....1-3	Morehead State.....5-0
Alcorn State.....1-0	Georgia Tech.....1-0	Mount St. Mary's.....1-0
Arizona.....1-2	Goshen College.....4-0	Murray State.....2-0
Arizona State.....1-0	Grand Valley State.....0-1	Nebraska.....11-6
Arkansas.....1-3	Grambling State.....0-1	Nevada.....1-1
Arkansas State.....1-0	Grand View College.....1-0	New Mexico State.....1-0
Arkansas-Pine Bluff.....1-0	Hanover.....1-0	New Orleans.....1-0
Ashland College.....0-1	Hawaii.....0-1	Nicholls State.....1-0
Auburn.....1-2	Holy Cross.....1-0	Norfolk State.....1-0
Austin Peay.....2-0	Houston.....3-0	North Carolina.....1-2
Ball State.....29-3	IPFW.....5-0	NC State.....1-5
Baylor.....0-3	IUPUI.....5-0	North Florida.....3-0
Bellhaven College.....1-0	Illinois.....49-31	North Texas.....4-0
Belmont.....6-1	Illinois-Chicago.....4-1	Northeastern Illinois.....1-0
Boise State.....1-0	Illinois State.....11-10	North Florida.....0-0
Boston College.....1-0	Immaculata College.....0-2	Northern Arizona.....1-0
Boston University.....3-0	Incarnate Word.....1-0	Northern Illinois.....2-2
Bowling Green.....6-2	Indiana Central.....1-0	Northern Kentucky.....3-3
Brown.....1-0	Indiana State.....26-8	Northwestern.....43-39
Butler.....9-1	Iona.....1-0	Notre Dame.....4-7
BYU.....1-0	Iowa.....22-55	Oakland.....4-0
Calvin College.....4-0	Iowa State.....1-2	Ohio.....2-1
Cedarville College.....1-0	Jackson State.....2-0	Ohio State.....26-60
Central Arkansas.....1-1	John F. Kennedy.....0-1	Oklahoma State.....0-1
Central Michigan.....5-2	Kansas.....1-1	Oregon.....0-2
Central Missouri St.....0-2	Kansas State.....1-0	Penn State.....19-33
Charlotte.....2-0	Kent State.....3-1	Pepperdine.....1-0
Chattanooga.....2-1	Kentucky.....14-13	Phillips.....1-0
Chicago State.....2-0	Lamar.....1-0	Pittsburgh.....5-4
Cincinnati.....6-3	LaSalle.....1-0	Portland.....0-1
Clemson.....2-1	Lehman College.....1-0	Presbyterian.....1-0
Cleveland State.....4-2	Liberty.....1-0	Princeton.....1-1
Colorado.....1-0	Lipscomb.....0-0	Purdue.....41-55
Colorado State.....1-1	Long Beach State.....2-1	Queens College.....0-2
Connecticut.....0-1	Louisiana Tech.....0-2	Quinnipiac.....2-0
Cornell.....1-0	Louisville.....7-4	Radford.....1-0
Creighton.....1-1	Loyola Marymount.....2-0	Rice.....2-0
Dayton.....7-3	Maine.....2-0	Rutgers.....7-6
DePaul.....2-2	Marquette.....3-1	Samford.....2-0
Detroit.....0-4	Marshall.....3-1	St. Bonaventure.....1-2
Drake.....0-1	Maryland.....3-12	St. John's.....2-0
East Carolina.....1-1	Massachusetts.....1-0	Saint Louis.....2-1
East Stroudsburg.....1-0	Massachusetts Lowell.....2-0	Saint Mary's (CA).....1-1
East Tennessee St.....2-0	Memphis.....3-1	Santa Clara.....0-1
Eastern Illinois.....3-0	Mercer.....0-1	SIU-Edwardsville.....1-0
Eastern Kentucky.....7-3	Miami (FL).....3-3	Southern Conn. St.....1-2
Eastern Michigan.....2-0	Miami (OH).....6-4	SMU.....2-0
Evansville.....8-0	Michigan.....49-31	South Carolina.....2-3
Fairfield.....1-1	Michigan State.....34-49	South Dakota.....1-0
Florida.....4-1	Middle Tennessee State.....2-2	South Dakota State.....0-2
Florida Gulf Coast.....0-1	Milwaukee.....4-0	South Florida.....4-0
Florida International.....1-0	Minnesota.....37-37	Southern.....1-0
Florida State.....1-4	Mississippi.....0-3	Southern Illinois.....13-3
Fordham.....0-1	Mississippi College.....1-0	Stanford.....1-2
Franklin.....5-0	Miss. Univ. (Women).....0-1	Stephen F. Austin.....0-3

ALL-TIME SERIES VS. OPPONENT

Stetson	1-0
Stony Brook	1-0
Syracuse.....	0-1
Taylor	1-0
Temple	1-0
Tennessee	1-2
Tennessee-Martin	5-0
Tennessee State.....	2-0
Tennessee Tech	2-3
Texas	1-1
Texas A&M.....	0-1
Texas A&M CC.....	2-1
TCU	1-1
Toledo	3-3
UAB.....	3-0
UC Davis	1-0
UC Irvine.....	1-0
UCLA.....	1-2
UNLV	1-0
USC	0-1
USC Upstate.....	1-0
Utah State	1-0
Valparaiso	8-2
Vanderbilt	2-1
VCU	3-0
Villanova	0-1
Virginia.....	0-4
Virginia Tech	2-0
Vermont.....	1-0
Wake Forest	2-1
Washington	2-1
Washington State	2-0
Wayland Baptist.....	1-0
West Point.....	0-2
West Virginia.....	3-2
Western Illinois.....	3-0
Western Kentucky.....	3-5
Western Michigan	10-4
W. Washington St.	1-0
Wichita State.....	1-0
William Penn College	0-3
Wisconsin	53-24
Wisconsin-Green Bay	1-0
Wisconsin-LaCrosse.....	2-1
Wofford	1-0
Wright State	5-0
Wyoming.....	1-0
Xavier.....	3-1
Yale	3-0
Youngstown State.....	3-0

Bold indicates 2023-24
opponent

TEAM-BY-TEAM HISTORY

Akron

Akron leads series, 1-0
H L 67-70 11/21/98

Alabama

Alabama leads series, 1-0
N L 70-77 11/30/97

Albany

Indiana leads series, 1-0
H W 67-59 11/9/07

Alcorn State

Indiana leads series, 1-0
N W 78-54 12/12/98

Arizona

Series tied 2-1
N W 68-57 12/21/81
N L 70-87 12/12/99
N L 53-66 3/29/21

Arizona State

Indiana leads series, 1-0
N W 63-60 12/3/83

Arkansas

Arkansas leads series, 3-1
N W 63-60 2/26/82
N L 61-62 11/27/82
H L 70-78 12/20/03
A L 50-53 12/1/04

Arkansas-Pine Bluff

Indiana leads series, 1-0
H W 74-56 11/13/07

Arkansas State

Indiana leads series, 1-0
H W 93-51 11/11/17

Ashland

Ashland leads series, 1-0
A L 52-76 2/13/76

Auburn

Auburn leads series, 2-1
A L 67-71 11/27/16
H L 53-64 12/3/17
N W 96-81 11/25/22

Austin Peay

Indiana leads series, 2-0
H W 77-61 12/4/92
N W 90-58 11/28/15

Ball State

Indiana leads series, 29-3
H W 53-38 2/5/72
H W 51-34 1972-73
H W 62-25 1973-74

A W 89-60 1/15/75
H W 59-49 2/4/76
A L 67-68 3/5/76
A L 57-67 3/6/76
A W 75-68 2/16/77
N W 73-61 3/4/77
H W 60-53 1/24/78
N L 47-57 3/3/78
A W 66-44 1/30/79
H W 65-46 1/9/80
A W 67-59 1/13/81
N W 87-58 3/6/81
H W 85-62 1/26/82
H W 91-53 11/30/83
H W 87-45 11/28/84
H W 81-53 11/26/88
H W 98-42 11/25/91
A W 74-47 12/8/92
N W 72-37 12/11/93
H W 83-74 12/10/95
N W 79-64 11/16/97
H W 72-52 12/4/99
H W 103-95 11/23/02
A W 71-62 12/31/03
H W 67-56 12/18/06
A W 76-71 11/17/07
H W 84-68 11/14/08
A W 81-66 11/12/10
H W 71-58 3/16/17

Baylor

Baylor leads series, 3-0
A L 47-60 11/19/04
H L 62-74 11/19/05
N L 62-77 11/29/19

Bellhaven College

Indiana leads series, 1-0
N W 85-54 12/19/75

Belmont

Indiana leads series, 6-1
A W 55-45 1/5/78
H W 56-26 11/27/04
A W 68-51 11/29/05
A W 63-52 11/18/11
H L 54-58 12/4/12
H W 48-47 3/20/14
N W 70-48 3/24/21

Boise State

Indiana leads series, 1-0
H W 75-59 12/1/95

Boston College

Indiana leads series, 1-0
A W 76-67 12/3/14

Boston University

Indiana leads series, 3-0
N W 68-55 1/15/82

A W 62-60 12/12/04
N W 62-54 12/10/05

Bowling Green

Indiana leads series, 6-2
N W 56-45 3/10/72
H W 51-41 1/4/80
N W 59-47 12/2/83
H L 50-68 11/26/05
A L 47-82 11/6/06
H W 75-67 12/16/07
A W 75-67 3/29/09
H W 96-61 11/17/22

BYU

Indiana leads series, 1-0
A W 83-70 12/30/91

Brown

Indiana leads series 1-0
H W 72-63 11/25/00

Butler

Indiana leads series 9-1
H W 75-57 12/1/89
H W 77-50 11/20/00
A W 97-72 11/27/01
H W 63-41 12/9/08
A L 56-59 12/9/12
H W 84-69 11/23/13
H W 66-46 12/5/18
A W 64-53 12/11/19
A W 86-63 11/10/21
H W 67-50 12/21/22

Calvin

Indiana leads series, 4-0
A W 51-46 1973-74
N W 55-51 1973-74
H W 78-30 1/18/75
N W 71-63 3/8/75

Cedarville College

Indiana leads series, 1-0
H W 63-33 12/6/75

Central Arkansas

Series is tied at 1-1
A L 46-58 11/11/11
H W 80-53 11/18/13

Central Michigan

Indiana leads series, 5-2
N W 83-54 2/7/76
N W 59-54 2/5/77
N L 41-57 2/5/77
A L 54-65 2/24/78
H W 57-50 1/20/79
H W 76-47 1/29/82
H W 42-32 11/28/04

Central Missouri State

Cent. Mo. St. leads series, 2-0
H L 58-65 1/5/80
N L 78-87 11/26/82

Charlotte

Indiana leads series, 2-0
N W 72-61 11/27/09
H W 85-51 3/19/22

Chattanooga

Indiana leads series, 2-1
H W 54-43 11/17/15
A W 79-76 11/17/16
H L 61-64 11/20/17

Chicago State

Indiana leads series, 2-0
H W 2-0 2/9/77
H W 75-41 1/13/98

Cincinnati

Indiana leads series, 6-3
H W 62-34 1973-74
A W 61-54 11/22/80
A W 58-48 1/3/83
H L 69-77 11/24/85
A L 59-63 11/28/87
H W 61-51 11/13/98
A L 59-73 12/17/05
A W 66-59 12/20/07
H W 64-57 11/18/09

Clemson

Indiana leads series, 2-1
N L 57-77 12/20/79
A W 65-51 12/2/10
H W 52-49 11/28/12

Cleveland State

Indiana leads series, 4-2
H W 65-33 11/25/88
H W 91-67 12/18/98
A L OT 75-77 12/19/09
H W 66-56 11/28/10
H L 58-69 12/2/12
A W 107-73 12/21/13

Colorado

Indiana leads series, 1-0
N W 69-66 12/6/85

Colorado State

Series is tied at 1-1
H L 63-75 12/6/97
N W 47-39 12/21/11

Connecticut

Connecticut leads series 1-0
N L 58-75 3/26/22

Cornell

Indiana leads series, 1-0

TEAM-BY-TEAM HISTORY

H W 75-41 11/22/03

Creighton

Series is tied at 1-1

H W 76-68 11/30/90

A L 62-65 12/2/91

Dayton

Indiana leads series, 7-3

A L 62-75 12/2/78

H L 48-67 11/29/79

A W 67-50 11/29/80

H W 73-52 12/9/81

A W 70-53 12/4/84

H W 67-58 11/26/85

H W 68-42 11/29/86

H W 98-71 11/19/06

A L 59-67 12/5/07

H W 59-57 3/22/09

DePaul

Series is tied at 2-2

A L 70-71 1/2/80

H W 78-54 12/16/80

A W 85-84 11/28/81

A L 69-84 11/19/15

Detroit

Detroit leads series, 4-0

N L 48-51 3/9/79

H L 56-68 1979-80

H L 65-67 2/20/81

A L 43-56 2/20/82

Drake

Drake leads series, 1-0

A L 62-78 11/24/79

East Carolina

Series is tied at 1-1

N L 58-59 1980-81

H W 83-67 11/27/99

East Stroudsburg

Indiana leads series, 1-0

N W 56-52 1972-73

East Tennessee State

Indiana leads series, 2-0

H W 103-61 11/22/98

H W 97-69 11/26/14

Eastern Illinois

Indiana leads series, 3-0

H W 62-47 12/23/93

H W 61-44 12/2/94

A W 90-63 12/4/95

Eastern Kentucky

Indiana leads series, 7-3

H W 60-36 1973-74

A L 67-82 1/24/76

H W 60-50 2/14/77

A L 63-83 2/18/78

H L 56-60 11/29/78

H W 81-64 1/3/94

A W 90-77 1/2/88

H W 86-69 12/2/95

N W 61-49 11/26/02

H W 100-51 11/25/20

Eastern Michigan

Indiana leads series, 2-0

H W 56-42 12/18/04

A W 70-64 12/7/05

Evansville

Indiana leads series, 8-0

H W 84-40 1972-73

H W 70-54 12/22/92

H W 97-49 11/30/94

A W 85-59 12/19/95

H W 82-51 11/27/96

A W 79-63 12/8/97

H W 77-73 12/3/98

H W 83-80 11/30/06

Fairfield

Series is tied at 1-1

N L 85-89 12/29/84

H W 91-58 12/9/21

Florida

Indiana leads series, 4-1

A W 81-51 1/8/81

N L 67-72 11/20/98

N W 102-88 12/20/16

H W 83-64 11/21/18

A W 73-49 11/22/19

Florida Gulf Coast

FGCU lead series, 1-0

A L 69-73 12/21/10

FIU

Indiana leads series, 1-0

A W 64-60 12/18/10

Florida State

Florida State leads series, 4-1

A W 79-76 1/7/81

H L 61-62 12/19/01

A L 47-58 12/3/02

H L 78-85 11/30/07

H L 74-82 12/3/09

Fordham

Fordham leads series, 1-0

A L 44-69 1/2/79

Franklin

Indiana leads series, 5-0

N W 55-43 2/26/72

H W 67-40 3/4/72

A W 46-44 1973-74

A W 66-56 1/17/78

H W 65-39 1/16/79

Furman

Indiana leads series, 2-0

A W 39-34 1/4/93

H W 78-62 11/24/00

Gardner-Webb

Indiana leads series, 1-0

H W 115-54 11/15/14

Georgetown

Indiana leads series, 2-0

H W 72-65 12/7/02

A W 72-62 12/7/03

Georgia

Georgia leads series, 3-1

N L 70-86 3/25/83

A L 64-81 3/17/95

A L 51-84 11/21/10

N W 62-58 3/19/16

Georgia Tech

Indiana leads series, 1-0

H W 69-60 12/2/15

Goshen College

Indiana leads series, 4-0

H W 65-64 3/3/72

N W 53-43 3/11/72

H W 70-46 1972-73

N W 50-48 1973-74

Grambling State

Grambling leads series, 1-0

N L 62-65 12/20/18

Grand Valley College

Grand Valley leads series, 1-0

N L 61-62 3/10/77

Grand View College

Indiana leads series, 1-0

N W 61-43 11/25/79

Hanover

Indiana leads series, 1-0

A W 36-29 2/1/72

Hawaii

Hawaii leads series, 1-0

A L 69-86 11/29/97

Holy Cross

Indiana leads series, 1-0

N W 79-54 1/3/93

Houston

Indiana leads series, 3-0

H W 86-68 11/25/89

N W 80-76 3/22/91

A W 81-77 12/1/00

IPFW

Indiana leads series, 5-0

A W 69-68 12/10/06

H W 64-47 11/26/12

A W 85-80 11/12/13

H W 80-37 12/10/14

A W 79-72 11/24/15

IUPUI

Indiana leads series, 5-0

H W 75-52 11/15/09

A W 65-64 12/11/11

H W 60-49 11/23/12

A W 51-45 12/15/13

H W 68-55 12/7/14

Illinois

Indiana leads series, 49-30

N W 76-16 12/6/74

N W 78-35 3/5/75

A W 70-51 1/26/76

H W 61-50 1/22/77

A W 60-50 2/3/79

H W 63-37 12/12/79

N L 63-75 2/13/82

H W 79-60 1/14/83

A L 61-73 3/6/83

A L 62-73 1/13/84

H W 75-49 3/4/84

A W 84-53 1/27/85

H W 82-68 2/22/85

A W 72-60 1/26/86

H L 65-69 2/21/86

A L 55-67 1/30/87

H L 61-62 3/1/87

H W 75-62 2/5/88

A L 63-77 3/6/88

A W 71-64 1/20/89

H W 66-63 2/17/89

A L 63-78 1/19/90

H W 64-53 2/18/90

A L 56-69 1/4/91

H W 73-65 3/9/91

A W 77-57 2/7/92

H W 70-68 3/8/92

H W 72-53 1/29/93

A L 55-63 2/28/93

A W 64-42 2/28/94

H W 72-69 2/27/94

H W 85-59 1/13/95

A L 79-85 2/12/94

A L 63-73 1/12/96

H L 64-78 2/11/96

N L 70-84 3/1/96

TEAM-BY-TEAM HISTORY

A	L	81-90	1/19/97
A	W	80-67	1/19/98
H	L	65-96	1/3/99
H	L	69-104	2/14/99
A	L	61-91	1/9/00
H	L	62-72	2/27/00
H	L	50-54	2/22/01
A	W	70-66	2/21/02
A	L	58-63	1/2/03
H	W	85-82	3/2/03
A	W	63-56	1/22/04
H	L	52-64	2/8/04
A	L	43-53	1/27/05
H	W	63-48	1/26/06
A	W	71-64	1/4/07
H	W	81-68	2/18/07
H	W	70-62	1/6/08
A	L	62-73	2/10/08
A	L	52-61	1/25/09
H	L	59-66	2/8/09
H	W	50-48	1/7/10
A	W	67-54	2/7/10
N	L	53-59	3/4/10
H	L	67-74	1/13/11
A	W	59-52	2/10/11
H	L	60-61	2/12/12
A	L	60-73	2/23/13
A	W	77-58	2/2/14
H	W	79-61	2/22/14
H	W	85-58	2/11/15
H	W	68-66	1/20/16
A	W	80-68	2/10/16
A	W	74-60	2/25/17
H	W	70-54	2/8/18
A	W	85-83 ^(OT)	12/28/18
H	W	83-42	1/6/20
A	W	59-54	2/13/20
H	W	79-56	12/31/20
A	W	58-50	2/14/21
A	W	93-61	2/9/22
H	W	65-61	12/4/22
A	W	83-72	1/18/23

Illinois-Chicago

Indiana leads series, 4-1			
A	W	57-51	2/23/79
H	W	77-62	12/9/79
A	L	81-87	2/7/81
H	W	74-48	12/6/91
H	W	81-59	12/31/12

Illinois State

Indiana leads series, 11-10			
H	W	57-46	2/12/72
H	W	49-44	1972-73
H	W	58-50	1973-74
A	L	50-51	1973-74
A	W	95-92	2/1/75
A	W	75-58	2/7/76
H	L	63-65	2/21/76
A	L	62-79	2/26/77

H	L	55-60	2/3/78
A	W	60-56	2/2/79
H	W	64-54	11/27/79
A	L	47-67	12/3/80
H	L	69-77	12/30/81
H	L	49-73	12/28/82
H	W	76-71	12/19/87
A	L	62-76	12/20/88
H	W	86-81	12/15/89
A	L	62-67	12/9/90
H	W	101-53	11/30/01
A	W	71-64	12/30/02
A	L	55-66	3/29/09

Immaculata

Immaculata leads series, 2-0			
N	L	46-49	3/18/72
N	L	56-60	1973-74

Incarnate Word

Indiana leads series, 1-0			
H	W	85-49	11/23/14

Indiana Central

Indiana leads series, 1-0			
H	W	59-26	1972-73

Indiana State

Indiana leads series, 26-8			
A	W	71-33	2/19/72
H	W	54-46	1972-73
H	L	39-40	1972-73
H	W	70-44	1972-73
H	W	41-34	1972-73
A	L	41-52	1973-74
N	L	37-43	1973-74
N	W	56-53	1973-74
N	W	80-57	2/22/75
N	W	80-57	3/1/75
H	L	65-81	2/28/76
A	W	57-55	1/26/77
N	W	58-53	3/5/77
H	W	55-46	2/7/78
A	W	60-46	2/6/79
N	W	54-52	3/2/79
H	W	65-49	1/15/80
N	L	63-64	3/1/80
A	W	69-63	2/9/82
H	W	74-43	12/20/85
A	W	67-60	11/29/88
H	L	73-75	12/11/89
A	W	76-68	11/27/90
H	W	86-51	11/27/91
N	W	87-70	12/12/92
A	W	77-69	12/10/94
N	W	66-57	12/8/96
A	W	73-63	12/6/98
A	L	59-66	12/6/04
A	W	68-62	3/20/06
H	W	60-48	11/16/12
A	W	57-54	11/15/13

H	L	61-65	11/30/14
A	W	53-50	12/8/15

Iona

Indiana leads series, 1-0			
H	W	74-71	3/19/07

Iowa

Iowa leads series, 55-22			
A	W	87-58	12/6/74
A	W	68-51	1/30/83
A	W	65-59	2/18/83
A	L	50-54	1/29/84
H	W	68-62	2/17/84
A	L	49-69	2/1/85
H	W	63-48	3/3/85
H	L	46-47	1/31/86
A	L	47-63	3/2/86
N	L	56-63	12/30/86
H	L	49-60	1/23/87
A	L	50-71	2/22/87
A	L	48-72	1/29/88
H	L	47-71	2/28/88
A	L	61-77	1/27/89
H	L	63-70	2/24/89
H	L	52-63	1/26/90
A	L	47-85	2/25/90
H	W	74-59	1/18/91
A	L	55-86	2/17/91
A	L	71-80	1/17/92
H	L	57-59	2/16/92
A	L	50-79	1/22/93
H	L	46-68	2/21/93
H	W	82-58	1/21/94
A	W	63-59	2/20/94
A	L	55-60	1/20/95
H	W	57-49	2/3/95
H	L	56-64	1/19/96
H	L	51-77	2/4/96
H	L	58-78	1/24/97
N	L	53-87	3/2/97
A	L	61-68	1/23/98
A	L	76-77	1/8/99
H	L	69-73	2/7/99
A	L	68-82	1/2/00
H	W	70-67	2/3/00
A	L	56-83	2/4/01
N	L	76-81	3/2/01
H	L	65-73	1/13/02
N	W	78-76	3/1/02
A	L	62-78	1/30/03
H	W	89-68	2/13/03
A	L	65-72	1/15/04
H	L	69-78	2/15/04
A	L	51-62	12/30/04
H	L	53-56	2/27/05
H	W	65-53	12/29/05
A	L	70-78	2/6/06
H	L	67-71	1/11/07
N	W	67-53	3/1/07
A	L	65-81	2/3/08

H	W	76-54	1/4/09
A	L	67-69	2/5/09
H	L	67-71	2/11/10
A	L	64-76	2/25/10
A	L	51-71	1/16/11
H	L	79-93	2/27/11
H	L	64-83	2/5/12
A	L	70-75	2/28/13
H	W	86-84	1/2/14
A	L	75-84	1/25/14
A	L	64-81	2/15/15
H	W	79-74	2/4/16
A	L	73-76	2/21/16
H	W	80-77 ^(OT)	2/22/17
A	L	62-75	2/24/18
H	W	75-73	2/21/19
N	L	61-70	3/8/19
A	L	85-91 ^(OT)	1/12/20
A	W	85-72	2/7/21
H	W	89-80	3/3/21
H	L	91-96	2/19/22
A	L	82-88	2/21/22
N	L	67-74	3/6/22
H	W	87-78	2/9/23
A	L	85-86	2/26/23

Iowa State

Iowa State leads series, 2-1			
H	W	69-57	12/19/83
A	L	65-73	11/21/84
N	L	59-75	11/29/03

Jackson State

Indiana leads series, 2-0			
N	W	62-61	12/30/83
H	W	91-51	11/17/19

John F. Kennedy

JFK leads series, 1-0			
N	L	67-73	1974-75

Kansas

Series is tied at 1-1			
H	W	63-48	12/21/06
A	L	61-69	12/9/07

Kansas State

Indiana leads series, 1-0			
N	W	66-52	12/28/91

Kent State

Indiana leads series, 3-1			
H	W	66-58	12/11/80
H	W	73-60	11/28/86
H	W	79-42	11/28/00
A	L	66-77	12/21/01

Kentucky

Indiana leads series, 14-13			
A	W	88-57	1/24/74
H	W	58-57	12/6/76

TEAM-BY-TEAM HISTORY

N	L	57-58	12/17/76
N	L	38-73	1/21/78
H	L	53-59	2/13/79
A	L	52-102	12/15/79
H	L	62-93	12/6/80
A	L	68-83	12/8/81
H	L	72-84	12/8/82
A	W	87-76	3/18/83
A	L	54-58	12/6/83
H	W	65-64	12/7/84
A	W	68-60	12/13/85
H	L	61-63	12/3/86
A	L	68-75	12/9/87
H	W	83-71	12/10/88
A	L	48-76	12/4/89
H	W	80-64	12/2/90
N	L	71-78	12/30/90
A	W	86-74	12/7/93
H	W	65-60	12/7/94
N	W	71-64	12/8/95
A	W	74-62	12/15/96
H	W	84-71	11/18/97
A	W	54-51	11/12/06
A	L	68-72	12/6/20
H	W	88-67	11/14/21

Lamar

Indiana leads series, 1-0			
H	W	86-65	12/31/94

LaSalle

Indiana leads series, 1-0			
H	W	67-51	12/5/97

Lehman

Indiana leads series, 1-0			
N	W	46-43	1972-73

Liberty

Indiana leads series, 1-0			
H	W	97-46	11/30/91

Long Beach State

Indiana leads series, 2-1			
N	L	61-85	12/7/85
A	W	82-66	12/19/00
H	W	88-56	12/16/01

Louisiana Tech

LA Tech leads series, 2-0			
A	L	47-76	12/10/83
N	L	53-54	12/2/00

Louisville

Indiana leads series, 7-4			
H	W	75-27	1/29/72
H	W	76-69	2/22/80
A	L	66-79	2/18/81
H	W	71-69	1/5/82
A	W	68-53	12/18/85
H	W	70-54	12/20/86
A	L	48-55	1/4/88

H	W	64-57	12/16/88
H	W	61-57	12/3/04
A	L	67-72	12/4/05
H	L	59-72	11/30/17

Loyola Marymount

Indiana leads series, 2-0			
H	W	82-65	11/29/96
N	W	67-43	12/19/18

Maine

Indiana leads series, 2-0			
H	W	67-58	12/12/03
A	W	67-59	12/10/04

Marquette

Indiana leads series, 3-1			
H	W	79-47	12/4/87
H	W	80-76	12/19/91
A	L	54-57	3/24/06
H	W	72-69	3/22/14

Marshall

Indiana leads series, 3-1			
H	W	75-53	2/7/75
A	L	56-57	1/23/76
H	W	69-46	1/21/77
H	W	90-59	1/3/81

Maryland

Maryland leads series, 12-3			
H	L	74-84	1/25/15
A	L	72-83	2/26/15
A	L	63-86	1/30/16
H	L	56-92	2/5/17
A	L	70-74	1/16/18
N	L	54-67	3/2/18
H	L	56-76	1/27/19
A	L	62-76	1/20/20
H	L	69-79	2/6/20
N	L	51-66	3/7/20
A	L	80-84	1/4/21
H	W	70-63 ^{OT}	1/2/22
A	L	64-67	2/25/22
N	W	62-51	3/4/22
H	W	68-61	1/12/23

Massachusetts

Indiana leads series, 1-0			
N	W	78-77	12/29/80

Massachusetts-Lowell

Indiana leads series, 1-0			
H	W	79-45	11/23/16
H	W	93-37	11/11/22

Memphis

Indiana leads series, 3-1			
N	W	71-69	1/5/84
A	W	78-74	11/13/09
H	L	71-80	11/18/10
N	W	79-64	11/26/22

Mercer

Mercer leads series, 1-0			
N	L	90-91	12/18/76

Miami (Fla)

Indiana leads series, 3-3			
A	L	70-79	11/25/06
A	W	69-54	12/5/08
N	L	75-89	12/20/15
A	W	58-45	12/4/19
N	W	53-51	11/27/21
H	L	68-70	3/20/23

Miami (Ohio)

Indiana leads series, 6-4			
H	W	59-29	1972-73
A	W	55-48	2/20/79
A	W	68-63	2/20/80
H	L	67-70	1/28/81
A	L	61-78	2/24/82
H	W	74-52	12/16/90
A	W	72-68	12/14/91
H	W	59-48	12/19/92
H	L	61-67	12/9/10
A	L	72-77	11/22/11

Michigan

Indiana leads series, 49-31			
N	W	58-54	2/11/77
H	W	79-51	1/14/78
A	W	59-53	1/13/79
H	W	78-71	1/12/80
A	W	72-68	1/23/80
N	W	77-63	2/12/82
A	W	68-67	1/23/83
H	W	71-68	2/25/83
H	W	90-66	1/22/84
A	W	77-50	2/25/84
H	W	69-64	1/4/85
A	W	61-59	3/9/85
A	L	59-63	1/3/86
H	W	62-52	3/8/86
H	L	63-65	1/11/87
A	W	91-64	2/6/87
A	W	77-59	1/17/88
H	W	71-52	2/12/88
A	W	79-55	1/15/89
H	W	86-51	2/10/89
H	W	60-58	1/14/90
A	L	59-72	2/9/90
A	W	77-66	1/27/91
H	W	76-55	2/22/91
H	W	85-49	2/2/92
A	L	74-87	2/28/92
A	W	65-61	1/8/93
H	L	54-67	3/11/93
H	W	101-58	1/7/94
A	W	67-64	3/10/94
A	W	78-77	1/29/95
H	W	74-67	1/28/96
A	W	72-59	1/17/97

H	W	73-56	2/2/97
N	W	72-54	2/28/97
H	L	73-78	1/16/98
A	W	67-58	2/1/98
H	L	58-72	12/28/98
A	L	85-94	2/21/99
H	W	77-72	1/6/00
A	L	58-85	2/13/00
H	W	73-51	2/18/01
A	L	55-68	1/20/02
A	L	68-71	1/19/03
H	L	64-75	2/23/03
A	L	59-65	1/10/04
H	W	65-52	2/19/04
A	L	61-63	1/23/05
H	W	69-44	1/2/06
N	W	68-52	3/2/07
H	W	71-58	12/31/06
A	L	63-65	1/28/07
A	L	54-65	1/24/08
H	W	74-65	2/17/08
A	W	60-50	1/22/09
H	W	67-61	3/1/09
N	W	68-50	3/5/09
H	W	62-60	1/14/10
A	L	56-70	1/24/10
A	L	76-88	2/16/11
A	L	48-66	1/22/12
H	L	48-61	2/19/12
A	L	48-65	1/3/13
H	L	43-61	1/24/13
N	L	40-67	3/7/13
H	L	58-70	2/19/14
N	L	57-82	3/6/14
A	L	52-68	2/18/15
H	W	77-69	1/3/16
A	L	74-76	1/10/17
H	W	72-61	2/16/17
A	L	79-84	1/10/18
H	W	70-60	1/24/19
A	L	58-67	2/14/19
A	W	78-60	3/1/20
H	W	70-65	2/18/21
A	L	50-65	1/31/22
A	W	92-83	1/23/23
H	W	68-52	2/16/23

Michigan State

MSU leads series, 50-34			
H	W	58-29	1972-73
N	L	62-83	2/12/78
A	L	44-57	2/25/78
H	L	52-55	2/9/79
H	W	48-42	2/16/79
N	L	47-54	2/8/80
A	L	71-73	2/15/80
H	W	66-58	1/16/81
N	W	89-71	2/13/81
A	L	65-67	1/2/82
A	W	71-57	1/21/83
H	W	79-68	2/27/83
H	W	76-58	1/20/84

TEAM-BY-TEAM HISTORY

A L 57-60 2/27/84
 H W 64-50 1/6/85
 A W 64-63 3/7/85
 A L 61-76 1/6/86
 H L 75-77 3/6/86
 H L 67-79 1/9/87
 A W 70-64 2/8/87
 A L 55-61 1/15/88
 H W 67-57 2/14/88
 A L 44-59 1/13/89
 H L 65-66 2/12/89
 H L 56-64 1/12/90
 A L 38-72 2/11/90
 A L 57-61 1/25/91
 H L 73-82 2/24/91
 H L 59-61 1/31/92
 A W 74-67 3/1/92
 H W 74-54 3/13/93
 A L 51-73 3/12/94
 A W 74-71 1/8/95
 H W 78-59 2/26/95
 H L 76-83 1/8/96
 A L 52-66 2/25/96
 A L 54-62 12/28/96
 H L 79-93 2/23/97
 H W 81-63 12/28/97
 A W 83-75 2/22/98
 H L 69-86 2/5/99
 N L 69-88 2/26/99
 A L 56-78 1/13/00
 H W 71-54 12/31/00
 A W 52-50 2/11/01
 A W 50-47 12/30/01
 H W 67-55 2/3/02
 A L 44-70 1/16/03
 H L 53-64 1/26/03
 A L 41-59 1/2/04
 H L 51-60^(OT) 2/29/04
 H L 40-52 1/30/05
 A L 59-65 1/29/06
 A L 49-74 12/28/06
 H L 56-64^(OT) 1/4/07
 A W 70-56 1/20/08
 H L 68-72 2/14/08
 A W 62-48 12/29/08
 H L 65-71^(OT) 2/12/09
 A W 68-63 12/6/09
 H L 44-53 1/3/10
 H L 55-69 1/20/11
 H L 49-63 12/30/11
 A L 47-67 1/12/12
 N L 68-97 3/1/12
 H L 46-56 1/20/13
 A L 42-72 2/13/13
 A L 56-76 3/2/14
 H W 70-51 12/31/14
 A L 57-72 1/28/15
 H W 81-65 1/13/16
 A L 60-69 2/2/17
 H L 46-68 12/28/17
 A W 69-65 1/20/18
 N W 111-109(40T) 3/1/18

H W 68-64 1/6/19
 A L 61-77 2/11/19
 H W 79-67 12/28/19
 N W 61-69 3/11/21
 H W 76-58 2/12/22
 A L 78-83 12/29/22
 N W 94-85 3/3/23

Middle Tennessee State

Series tied, 2-2
 H L 59-65 12/5/87
 N W 81-68 12/10/99
 H W 66-63 3/14/01
 A L 59-65 11/22/08

Milwaukee

Indiana leads series, 4-0
 H W 87-68 12/11/13
 A W 82-56 12/14/14
 H W 74-54 3/18/18
 H W 68-66 11/7/18

Minnesota

Minnesota leads series, 36-37
 N W 93-37 12/7/74
 N L 38-46 2/11/78
 A L 75-81 2/28/81
 H L 65-79 1/9/82
 N L 66-70 2/28/82
 A L 80-86 2/4/83
 H W 80-69 2/13/83
 H L 67-75 2/3/84
 A W 78-65 2/12/84
 A L 65-69 2/3/85
 H L 77-90 3/1/85
 H W 80-67 2/2/86
 A W 75-69 2/28/86
 H W 71-57 1/25/87
 A L 44-60 2/20/87
 A L 71-82 1/31/88
 H L 61-62 2/26/88
 A L 85-86 1/29/89
 H W 94-84 2/26/89
 H W 61-59 1/28/90
 A L 67-85 2/23/90
 H W 92-63 1/20/91
 A W 83-67 2/15/91
 A W 79-73 1/19/92
 H W 73-67 2/14/92
 A L 70-80 1/24/93
 H L 59-60 2/19/93
 H L 68-73 1/23/94
 A L 74-93 2/18/94
 H L 76-81 1/22/95
 A W 72-67 1/21/96
 H W 67-61 1/3/97
 A W 103-75 2/16/97
 A W 84-75 1/2/98
 H W 75-42 2/15/98
 A W 80-66 1/17/99
 H L 53-61 12/30/99
 A W 79-76 1/4/01

H W 92-64 1/11/01
 N W 78-56 3/1/01
 A L 65-70 1/27/02
 H W 73-63 2/17/02
 H L 56-59 2/9/03
 A L 46-78 2/29/04
 A L 47-61 1/2/05
 H L 35-52 2/24/05
 H L 64-69 1/9/06
 A L 58-65 2/23/06
 N W 61-46 3/3/06
 H W 69-65 2/4/07
 A L 69-79 2/11/07
 H W 80-77 OT 1/17/08
 A L 54-69 2/28/08
 A L 62-70 1/8/09
 H L 50-59 2/21/10
 A W80-79 OT 1/2/11
 H L 59-65 2/3/11
 A L 43-84 1/2/12
 H L 53-59 3/3/13
 H W83-78 OT 1/19/14
 A L 62-73 2/27/14
 A L 61-65 1/18/15
 A L 76-78 1/17/16
 H W 93-79 2/18/16
 H W 78-62 1/4/17
 A W 82-70 2/20/18
 H L 61-65 2/6/19
 N W 66-58 3/7/19
 H W 65-52 1/27/20
 A W 75-69 2/22/20
 A W 75-54 12/23/20
 H W 80-70 2/3/22
 A W 77-54 2/1/23

Mississippi

Mississippi leads series, 3-0
 N L 83-96 1974-75
 A L 61-83 3/16/94
 N L 67-69 2/20/01

Mississippi College

Indiana leads series, 1-0
 N W 83-72 12/17/82

Miss. Univ. For Women

Miss. leads series, 1-0
 A L 76-78 12/20/75

Mississippi State

Indiana leads series, 2-1
 N W 62-52 12/13/86
 H W 82-68 12/30/94
 N L 67-70 11/28/03

Missouri

Series is tied at 2-2
 N L 66-85 1/3/84
 H W 70-65 11/24/90
 A W 63-54 11/25/08
 H L 71-76 11/22/10

Missouri State

Indiana leads series, 2-0
 A W 63-60 11/15/98
 H W 98-74 12/9/18

Morehead State

Indiana leads series, 4-0
 N W 57-34 11/21/80
 H W 90-64 12/3/93
 A W 77-54 12/8/13
 H W 98-57 11/21/14
 H W 87-24 12/18/22

Mount St. Mary's

Indiana leads series, 1-0
 H W 75-52 11/7/19

Murray State

Indiana leads series, 2-0
 H W 70-67 11/14/11
 A W 63-62 11/12/12

Nebraska

Indiana leads series, 11-6
 N W 83-80 11/26/94
 H W 67-61 12/5/10
 A L 48-62 1/5/12
 H L 38-67 1/10/13
 A L 61-76 2/16/14
 H L 64-67 2/21/15
 H W 59-47 2/7/16
 A W 79-68 2/24/16
 A L 64-67 2/19/17
 H W 83-75 12/17/18
 A W 82-78 2/3/19
 A W 57-53 2/9/20
 H W 81-53 2/27/20
 H W 81-45 12/20/20
 H W 72-65 1/13/22
 A L 55-72 2/14/22
 H W 74-62(OT) 1/1/23

Nevada

Series tied, 1-1
 A W 76-56 12/29/90
 N L 58-68 11/27/02

New Mexico State

Indiana leads series, 1-0
 H W 61-55 12/20/99

New Orleans

Indiana leads series, 1-0
 H W 93-70 12/3/94

Nicholls State

Indiana leads series, 1-0
 H W 111-47 11/10/19

Norfolk State

Indiana leads series 1-0

TEAM-BY-TEAM HISTORY

H	W	72-42	11/16/21	A	L	58-74	2/6/81	H	L	52-58	1/30/14	A	L	69-86	2/15/85
				N	L	77-78	2/14/81	H	W	66-65	3/27/14	A	L	80-84	1/17/86
North Carolina				H	L	59-70	2/5/82	H	L	69-75	2/5/15	H	W	68-66	2/14/86
UNC leads series, 2-1				N	L	55-61	2/14/82	A	W	91-84	1/24/16	H	L	52-72	1/3/87
N	L	58-76	1/20/78	H	W	59-51	1/28/83	N	L	73-79	3/4/16	A	L	56-60	3/5/87
A	L	75-80	12/4/88	A	W	83-77	2/20/83	A	L	67-80	1/14/17	A	L	70-83	1/8/88
W	H	87-63	12/1/22	A	W	66-57	1/27/84	H	W	66-38	2/11/17	H	L	49-68	3/10/88
NC State				H	W	89-77	2/19/84	H	W	78-73 ^(OT)	2/4/18	H	W	76-66	2/3/89
N.C. State leads series, 5-1				A	L	54-62	1/11/85	H	L	69-75	1/16/19	A	L	64-77	3/5/89
A	L	77-95	12/29/86	H	L	57-67	2/10/85	A	L	49-69	2/26/19	A	L	64-81	2/2/90
H	L	44-50	11/23/01	H	W	80-64	1/10/86	H	L	69-71 ^(OT)	1/16/20	H	W	66-63	3/2/90
A	L	91-93	12/14/03	A	W	73-65	2/9/86	A	W	74-61	1/24/21	H	L	63-72	1/11/91
A	L	70-84	12/1/16	A	L	58-62	1/18/87	H	W	69-58	2/17/22	A	L	70-72	2/8/91
N	W	73-70	3/27/21	H	L	57-68	2/13/87	A	W	72-50	1/8/23	H	W	81-76	1/24/92
H	L	58-66	12/2/21	H	W	63-39	2/24/88					A	L	80-81	2/21/92
North Florida				A	L	64-71	2/19/88	Notre Dame				H	L	67-81	1/17/93
Indiana leads series, 3-0				H	W	89-68	1/8/89	Notre Dame leads series, 7-4				A	L	58-99	2/12/93
H	W	68-46	12/20/05	A	L	61-64	3/9/89	H	L	61-63	3/9/83	A	L	65-92	1/16/94
H	W	75-52	11/18/18	A	L	54-70	1/7/90	A	W	80-71	12/9/86	H	W	77-67	2/11/94
H	W	72-45	12/7/19	H	L	61-67	3/8/90	H	W	62-59	12/1/87	H	W	68-58	1/6/95
North Texas				H	W	74-61	2/3/91	A	L	49-56	1/3/89	A	W	72-70	2/19/95
Indiana leads series, 4-0				A	L	71-87	3/1/91	H	L	67-75	12/6/89	A	L	65-76	1/5/96
A	W	51-43	12/11/02	H	L	54-70	1/12/92	A	W	79-76	12/6/90	H	W	70-68	2/18/96
H	W	79-60	11/23/03	A	L	66-75	3/12/92	H	L	73-82	11/22/95	H	L	59-72	1/31/97
A	W	94-64	12/6/16	H	L	58-77	1/31/93	A	L	63-71	12/11/96	A	L	73-79	1/30/98
H	W	68-63	12/5/17	A	L	65-77	2/26/93	H	L	61-74	11/23/05	H	L	60-78	1/15/99
N.E. Illinois				A	W	84-76	1/30/94	A	W	54-51	12/3/06	A	L	58-76	1/31/99
Indiana leads series, 1-0				H	W	77-66	2/25/94	A	L	70-87	3/21/16	A	L	60-81	1/30/00
H	W	85-70	12/19/97	A	L	67-80	1/27/95	Oakland				H	W	65-58	2/24/00
Northern Arizona				N	W	77-75	3/4/95	Indiana leads series, 4-0				A	L	44-58	3/2/00
Indiana leads series, 1-0				H	W	95-86	1/26/96	H	W	85-55	11/9/13	A	W	65-56	12/28/00
H	W	61-56	12/1/01	A	L	78-81	1/5/97	A	W	88-61	12/20/14	H	W	83-76	1/28/01
Northern Illinois				H	L	75-88	2/14/97	H	W	84-59	12/17/16	H	W	64-52	12/28/01
Series tied, 2-2				H	W	88-63	1/4/98	A	W	59-32	11/11/18	A	W	85-72	1/31/02
N	L	35-42	3/11/72	A	L	59-81	2/13/98	Ohio				H	W	54-50	1/12/03
H	W	48-16	1972-73	H	L	66-68	12/30/99	Indiana leads series, 2-1				A	L	65-71	2/1/04
H	L	59-60	12/17/11	A	L	68-79	2/19/99	H	W	70-54	12/5/92	H	L	30-52	1/20/05
H	W	91-73	11/25/18	H	W	77-53	1/16/00	H	W	81-55	12/17/95	A	L	46-78	2/6/05
Northern Kentucky				A	W	63-62	1/26/00	H	W	56-63	11/27/15	A	L	50-60	1/19/06
Series tied, 3-3				A	W	69-52	2/25/01	Ohio State				H	L	45-61	2/5/06
H	L	58-65	12/4/76	H	W	74-52	2/24/02	Ohio State leads series, 61-26				A	L	62-72	1/25/07
A	L	59-69	1/31/78	H	W	62-52	1/9/03	H	W	53-44	1972-73	N	L	60-72	3/2/07
H	W	63-52	12/5/78	A	L	46-50	2/20/03	H	W	52-50	1973-74	A	L	59-71	1/10/08
A	L	62-71	12/5/79	H	W	58-55	1/18/04	A	W	64-62	2/15/75	H	W	69-61	2/25/08
H	W	100-49	12/8/16	A	L	36-48	2/12/04	N	L	42-52	3/7/75	A	L	51-59	2/1/09
A	W	67-56	12/9/17	H	W	53-42	1/13/05	A	L	47-55	2/14/76	H	L	67-79	2/22/09
Northern Kentucky				A	W	54-53	2/13/05	N	L	57-74	3/12/76	A	L	64-81	1/17/10
Series tied, 3-3				A	W	69-56	1/12/06	H	L	45-66	2/12/77	H	W	67-62	1/31/10
H	L	58-65	12/4/76	H	W	60-46	2/12/06	N	L	47-61	2/19/77	A	L	65-83	1/5/11
A	L	59-69	1/31/78	H	W	83-59	2/22/07	A	L	37-71	12/1/79	H	L	55-73	1/26/12
H	W	63-52	12/5/78	A	W	84-53	12/31/07	H	W	61-42	1/19/81	A	L	54-75	2/16/12
A	L	62-71	12/5/79	H	W	74-58	2/7/08	N	L	56-58	2/15/81	A	L	45-68	1/17/13
H	W	100-49	12/8/16	N	W	74-52	3/6/08	A	L	54-60	3/12/81	H	L	56-70	2/3/13
A	W	67-56	12/9/17	H	W	81-57	12/20/08	H	W	61-42	1/19/81	H	L	51-70	1/11/14
Northwestern				A	W	85-67	2/19/09	N	L	56-58	2/15/81	H	L	49-103	1/8/15
Indiana leads 43-39				H	W	61-55	1/21/10	N	L	54-60	3/12/81	A	L	70-78	2/8/15
A	L	59-66	1/15/77	A	L	73-78 ^{OT}	2/18/10	A	L	58-67	12/29/81	A	L	70-97	1/7/16
N	W	54-52	2/12/77	H	W	71-69	12/30/10	A	L	63-79	1/9/83	H	L	82-92	12/31/16
H	L	62-63	1/7/78	H	L	61-69	1/8/12	H	W	62-56	3/11/83	A	L	70-86	12/31/17
N	W	61-59	2/10/78	A	L	61-68	1/29/12	H	L	55-69	1/8/84	H	L	62-77	1/13/18
A	L	57-70	2/24/79	H	W	68-64	1/6/13	A	L	53-74	3/7/84	A	L	50-55	1/10/19
H	W	58-54	1/19/80	A	L	39-53	1/28/13	H	L	53-75	1/18/85	H	L	76-80	2/16/20

TEAM-BY-TEAM HISTORY

A W 87-75 2/27/21
 A W 86-66 12/12/21
 N W 70-62 3/5/22
 H W 78-65 1/26/23
 A W 83-59 2/13/23
 N L 75-79 3/4/23

Oklahoma State

Oklahoma St. leads series, 1-0
 H L 72-83 12/4/11

Oregon

Oregon leads series, 2-0
 N L 56-77 12/16/84
 A L 68-91 3/24/19

Penn State

Penn State leads series 33-19
 A L 73-83 1/16/82
 H W 71-65 1/16/93
 A L 69-94 2/14/93
 A L 66-94 1/14/94
 H L 65-70 2/13/94
 H L 71-74 2/3/95
 N L 64-72 3/5/95
 A L 61-76 2/2/96
 H L 90-93 1/10/97
 A L 66-82 2/9/97
 A L 62-75 1/11/98
 H W 58-55 2/8/98
 A L 42-70 3/20/98
 A L 48-95 1/24/99
 H L 36-74 2/17/00
 A L 68-89 1/14/01
 H L 70-79 1/25/01
 A L 57-62 1/10/02
 H L 59-67 2/7/02
 N W 75-72 3/4/02
 A L 55-69 2/2/03
 N L 64-67 3/7/03
 H L 49-66 2/5/04
 N L 66-79 3/5/04
 H L 44-65 1/16/05
 A L 45-67 2/10/05
 A W 54-50 1/1/06
 H W 58-43 2/9/06
 A L 68-78 2/25/07
 H W 79-67 3/2/08
 A W 84-77 1/11/09
 H W 65-55 1/29/09
 A L 71-77 OT 1/10/10
 H W 77-68 2/28/10
 A L 69-82 1/23/11
 H L 77-80 2/13/11
 A L 44-76 2/2/12
 H L 54-76 2/7/13
 A L 52-65 1/22/14
 H L 63-71 2/13/14
 A L 75-79 1/22/15
 N W 68-63 3/4/15
 H W 76-55 2/27/16
 A W 89-70 12/28/16
 H W 72-66 1/23/17

A L 74-77 1/3/17
 H W 83-75 12/28/18
 A W 76-60 1/23/20
 A W 85-64 1/7/21
 H W 90-65 2/10/21
 H W 70-40 12/6/21
 A W 67-58 12/8/22

Pepperdine

Indiana leads series, 1-0
 N W 60-52 12/22/81

Phillips

Indiana leads series, 1-0
 N W 78-55 11/23/79

Pittsburgh

Series tied, 4-4
 A L 36-62 1978-79
 N W 66-56 12/22/79
 H W 53-47 2/3/80
 A L 65-70 12/13/80
 N L 65-70 1980-81
 H W 65-59 1/20/82
 A W 65-63 11/26/84
 N L 72-77^(OT) 12/20/11

Portland

Portland leads series, 1-0
 N L 66-74 12/17/84

Presbyterian

Indiana leads series, 1-0
 H W 71-37 11/11/16

Princeton

Series tied, 1-1
 A L 51-62 12/30/78
 H W 56-55 3/21/22

Purdue

Purdue leads series, 55-41
 N W 98-53 2/28/75
 H W 80-74 1/28/76
 N W 64-49 3/5/76
 A W 73-51 2/22/77
 A L 46-58 12/13/77
 N L 52-55 1978-79
 H W 61-51 1/23/79
 N W 65-45 3/3/79
 A W 54-45 1/22/80
 N W 84-54 2/29/80
 H W 70-62 2/3/81
 N W 61-47 3/7/81
 A W 78-68 1/12/82
 H W 77-50 1/16/83
 A W 79-59 3/4/83
 A W 73-48 1/15/84
 H W 73-45 3/2/84
 H W 76-65 1/25/85
 A W 80-77 2/24/85
 A W 76-69 1/24/86

H L 57-59 2/23/86
 A L 54-63 2/1/87
 H W 81-75 2/27/87
 H L 51-60 2/7/88
 A L 58-75 3/4/88
 H L 75-79 1/22/89
 A L 58-75 2/19/89
 A L 45-73 1/21/90
 H L 63-67 2/16/90
 A L 60-73 1/16/91
 H L 53-67 3/6/91
 A L 54-73 2/9/92
 H L 55-85 3/6/92
 A L 56-57 2/5/93
 H L 60-65 3/3/93
 H L 52-64 2/4/94
 A L 58-83 3/2/94
 A L 44-63 1/15/95
 H L 44-57 2/10/95
 H L 51-75 1/14/96
 A L 66-67 2/9/96
 A W 51-50 1/26/97
 N W 61-54 3/1/97
 H W 85-71 1/25/98
 N L 56-65 2/28/98
 A L 62-97 1/22/99
 H L 86-91 1/29/99
 H L 65-71 1/23/00
 A L 62-75 2/10/00
 H L 59-67 1/7/01
 A L 46-87 2/15/01
 H L 53-61 1/17/02
 A L 55-79 2/10/02
 N W 55-41 3/3/02
 N L 51-53 12/14/02
 A L 48-74 2/27/03
 H L 47-71 1/25/04
 H L 31-54 1/6/05
 A L 58-62^{OT} 2/20/05
 H L 56-61^{OT} 1/5/06
 A W 63-61^{OT} 2/19/06
 N L 41-67 3/5/06
 A L 51-73 1/14/07
 H L 58-81 1/21/07
 H L 49-55 1/3/08
 A W 66-54 1/14/08
 N L 54-64 3/7/08
 H W 71-57 1/19/09
 N L 64-68 3/6/09
 A L 66-76 12/31/09
 H L 50-55 1/9/11
 A L 57-71 1/30/11
 N L 62-66 3/3/11
 H L 60-82 1/19/12
 A L 58-90 2/26/12
 A L 42-59 1/31/13
 H W 62-61 2/20/13
 A L 53-86 1/17/14
 A L 64-86 1/4/15
 H W 72-55 2/2/15
 A L 53-63 1/10/16
 H W 74-60 1/19/17

N L 60-69 3/3/17
 H W 72-54 1/6/18
 A W 52-44 2/12/18
 N W 73-51 3/22/18
 A L 53-56 1/20/19
 H W 71-53 3/3/19
 H W 66-46 1/9/20
 A W 66-54 2/3/20
 A W 66-45 1/14/21
 H W 74-59 3/6/21
 A W73-68^(OT) 1/16/22
 H W 64-57 2/6/22
 A W 69-46 2/5/23
 H W 83-60 2/19/23

Quinnipiac

Indiana leads series 1-0
 A W 67-59 11/20/21
 H W 92-55 11/20/22

Queens

Queens leads series, 2-0
 A L 40-52 1972-73
 A L 59-65 1/3/79

Radford

Indiana leads series, 1-0
 N W 74-47 11/28/08

Rice

Indiana leads series, 2-0
 N W 75-57 12/29/89
 H W 67-57 3/18/06

Rutgers

Indiana leads series, 7-6
 N L 53-60 11/19/98
 H L 51-66 12/28/14
 A L 60-71 3/1/15
 N L 52-63 3/5/15
 H W 64-48 1/27/16
 A W 63-52 2/8/17
 H W 64-58 1/27/18
 A L 64-69 1/31/19
 H L 61-69 2/18/19
 A W 66-56 12/31/19
 N W 78-60 3/6/20
 N W 66-54 3/3/22
 H W 91-68 1/29/23

Saint Louis

Indiana leads series, 3-1
 A W 74-61 12/13/09
 H L 58-69 11/24/10
 H W 85-69 11/25/13
 H W 71-53 3/19/17

Saint Mary's (CA)

Indiana leads series, 1-1
 A W 80-63 11/29/08
 A L 82-88 11/25/17

TEAM-BY-TEAM HISTORY

Samford

Indiana leads series, 2-0
 H W 65-56 12/11/15
 H W 71-26 12/3/20

Santa Clara

Santa Clara leads series, 1-0
 N L 68-71 3/23/91

SIU-Edwardsville

Indiana leads series, 1-0
 H W 72-56 12/16/12

St. Bonaventure

St. Bon leads series, 2-1
 H L 54-64 12/18/99
 H W 50-44 11/15/10
 A L 45-65 12/7/11

St. John's

Indiana leads series, 2-0
 A W 54-49 1/6/79
 N W 72-68 12/3/88

So. Connecticut St.

SCSU leads series, 2-1
 N W 49-30 3/17/72
 N L 53-76 1972-73
 A L 45-62 12/29/78

South Carolina

South Carolina leads series, 3-2
 A L 76-83 12/28/83
 H L 67-74 11/30/84
 H L 79-95 1/24/99
 A W 69-58 11/22/00
 N W 71-57 11/28/19

South Dakota

Indiana leads series, 1-0
 N W 68-60 12/21/18

South Dakota State

South Dakota State leads, 2-0
 A L 53-60 3/22/07
 A L 64-76 3/30/14

South Florida

Indiana leads series, 4-0
 A W 89-47 1/10/81
 A W 62-60 12/30/89
 A W 52-47 12/9/00
 H W 67-60 12/21/02

Southern Illinois

Indiana leads series, 13-3
 H W 43-31 2/11/72
 H W 45-28 1972-73
 N W 53-40 1973-74
 H W 64-52 2001-02

N W 56-46 3/12/76
 H W 65-50 12/11/76
 A L 38-62 12/3/77
 H W 60-40 1/27/79
 A L 52-56 1/26/80
 H W 75-61 11/25/88
 A L 76-77 11/30/81
 A W 50-48 12/12/87
 H W 58-44 12/7/88
 A W 64-59 12/2/05
 H W 73-66 12/16/06
 H W 70-37 12/23/21

SMU

Indiana leads series, 2-0
 A W 69-63 11/25/94
 H W 64-44 3/23/17

Southern

Indiana leads series, 1-0
 H W 64-49 11/14/17

Stanford

Stanford leads series, 2-1
 N W 73-63 11/21/79
 A L 72-87 11/16/01
 N L 66-69 11/25/21

Stephen F. Austin

S.F.A. leads series, 3-0
 N L 76-68 12/19/75
 N L 62-73 12/18/82
 N L 65-70 12/12/86

Stetson

Indiana leads series, 1-0
 H W 91-43 11/26/99

Stony Brook

Indiana leads series, 1-0
 N W 74-60 2/21/16

Syracuse

Syracuse leads series, 1-0
 N L 66-68 12/28/89

Taylor

Indiana leads series, 1-0
 N W 100-24 2/21/75

Temple

Indiana leads series, 1-0
 N W 43-36 12/28/80

Tennessee

Tennessee leads series, 2-1
 N L 59-91 11/27/87
 H L 58-66 12/17/20
 A W 79-67 11/14/22

Tennessee-Martin

Indiana leads series, 5-0
 A W 63-60 12/15/75
 A W 101-71 12/20/93
 H W 84-56 12/18/94
 H W 80-46 12/9/09
 H W 74-50 3/15/18

Tennessee State

Indiana leads series, 2-0
 H W 94-63 12/16/95
 H W 88-56 11/13/15

Tennessee Tech

Tennessee Tech leads series, 3-2
 N L 44-72 1973-74
 N L 63-79 12/17/77
 A L 38-69 1977-78
 H W 89-75 12/20/98
 H W 77-47 3/18/23

Texas

Series tied, 1-1
 N L 79-86 12/3/82
 N W 69-65 3/22/19

Texas A&M

Texas A&M leads series, 1-0
 N L 48-60 11/24/07

Texas A&M CC

Indiana leads series, 2-1
 H L 49-59 2/17/05
 H W 80-58 12/27/11
 A W 58-47 11/19/12

TCU

Series is tied, 1-1
 N L 45-55 3/15/02
 H W 71-58 3/28/18

Toledo

Series is tied, 3-3
 H W 95-50 11/23/85
 H L 80-82 11/30/96
 A W 61-60 3/15/98
 H W 73-63 12/22/09
 A L 52-56 12/12/10
 H L 58-69 11/25/11

UAB

Indiana leads series, 3-0
 N W 110-71 3/21/91
 N W 60-51 12/21/96
 N W 71-63 11/24/17

UC Davis

Indiana leads series, 1-0
 H W 81-66 3/25/18

UC Irvine

Indiana leads series, 1-0
 A W 76-69 12/20/81

UCLA

UCLA leads series, 1-2
 N L 61-74 1974-75
 A W 67-65 12/2/18
 H L 58-68 12/22/19

UNLV

Indiana leads series, 1-0
 H W 62-54 12/30/85

USC

USC leads series, 1-0
 A L 53-99 12/5/85

USC Upstate

Indiana leads series, 1-0
 H W 87-38 12/1/13

Utah State

Indiana leads series, 1-0
 N W 70-57 2/27/82

Valparaiso

Indiana leads series, 8-2
 H W 70-40 1/22/72
 H W 90-59 11/24/89
 H W 70-64 11/29/95
 A W 89-63 12/3/96
 H W 74-56 12/10/97
 A L 60-64 12/7/99
 H W 85-51 11/15/06
 A L 52-64 11/9/12
 H W 81-49 11/18/14
 H W 87-58 12/11/16

Vanderbilt

Indiana leads series, 2-1
 H W 84-61 12/19/98
 A L 54-74 12/1/99
 H W 94-61 11/13/16

Vermont

Indiana leads series, 1-0
 H W 86-49 11/8/22

Villanova

Villanova leads series, 1-0
 H L 57-69 3/26/17

Virginia

Virginia leads series, 4-0
 N L 51-58 12/27/80
 N L 79-84 11/26/09
 A L 49-65 12/1/11
 N L 72-82 12/18/17

TEAM-BY-TEAM HISTORY

VCU

Indiana leads series, 3-0
 A W 68-54 12/5/03
 H W 63-41 12/22/04
 N W 63-32 3/22/21

Virginia Tech

Indiana leads series 2-0
 H W 71-65 12/4/13
 H W 65-57 3/31/18

Wake Forest

Indiana leads series, 2-1
 N W 75-53 11/10/06
 N L 53-55 11/22/07
 A W 87-73 11/28/18

Washington

Indiana leads series, 2-1
 N W 80-78 12/4/82
 H W 77-74 11/17/00
 A L 73-85 12/7/01

Washington State

Indiana leads series, 2-0
 N W 64-37 12/9/01
 N W 78-44 11/30/19

Wayland Baptist

Indiana leads series, 1-0
 N W 59-56 1973-74

West Point

West Point leads series, 2-0
 H L 52-62 2/17/78
 A L 39-43 1/7/79

West Virginia

Indiana leads series, 3-2
 N W 78-40 1978-79
 H L 77-81 12/7/91
 H W 79-66 12/22/07
 A W 77-73 12/13/08
 N L 64-75 12/21/15

Western Illinois

Indiana leads series, 3-0
 N W 57-41 1973-74
 H W 82-56 11/23/90
 H W 81-74^(OT) 12/22/03

Western Kentucky

W. Kentucky leads series, 5-3
 H L 74-85 11/24/96
 A L 70-79 12/3/97
 H W 79-77 11/27/98
 A L 80-96 11/19/99
 A L 63-64 3/17/01
 N W 85-70 11/17/01
 A L 74-85 11/19/16
 H W 73-71 11/17/17

Western Michigan

Indiana leads series, 10-4
 H W 51-36 1972-73
 A W 69-47 1973-74
 H W 86-62 2/8/75
 A W 77-62 3/7/75
 H W 64-61 1/16/76
 N L 62-75 3/11/76
 H L 38-49 1/13/78
 A L 50-55 1/12/79
 A W 65-49 3/8/79
 H L 64-67 1/11/80
 A W 82-72 1/24/81
 H W 81-57 1/22/82
 H W 95-68 12/4/93
 H W 67-57 12/19/21

W. Washington State

Indiana leads series, 1-0
 N W 50-44 1973-74

Wichita State

Indiana leads series, 1-0
 N W 64-54 11/23/07

William Penn College

WP leads series, 3-0
 H L 55-61 1/17/75
 H L 50-63 1/12/77
 N L 33-76 2/4/77

Wisconsin

Indiana leads series, 53-24
 N W 83-29 12/7/74
 H W 63-48 2/4/78
 H W 53-45 2/8/79
 A W 59-52 2/17/79
 H W 64-50 1/18/80
 A L 76-86 1/30/81
 H W 83-77 12/5/81
 A W 73-61 2/6/83
 H W 59-49 2/11/83
 H W 64-57 2/5/84
 A L 58-60 2/10/84
 A W 75-51 1/13/85
 H W 71-67 2/8/85
 H W 65-46 1/12/86
 A W 65-37 2/7/86
 A W 71-66 1/16/87
 H L 46-48 2/15/87
 H W 71-59 1/22/88
 A W 77-53 2/21/88
 H W 73-55 1/6/89
 A W 85-80 3/11/89
 A W 92-80 1/5/90
 H W 76-69 3/10/90
 H W 103-86 2/1/91
 A L 75-80 3/3/91
 H W 77-52 1/10/92
 A L 67-77 3/14/92
 A W 79-72 3/5/93

H W 66-64 3/4/94
 A L 62-78 1/3/95
 H W 63-61 2/24/95
 A L 71-81 12/29/95
 H W 82-68 2/23/96
 H W 74-72 1/12/97
 A W 59-54 2/7/97
 A L 60-75 1/9/98
 H W 56-55 2/6/98
 H W 69-65 1/10/99
 A L 61-76 2/20/00
 A L 62-69 1/21/01
 H W 83-79 2/8/01
 A L 54-74 1/3/02
 H W 70-63 1/24/02
 H L 58-69 1/24/03
 A W 49-48 2/16/03
 N W 52-51 3/6/03
 H W 60-39 1/8/04
 A L 62-66 2/22/04
 N W 57-39 3/4/04
 H W 71-66 2/3/05
 N L 74-75 3/3/05
 A W 71-64 2/2/06
 H W 83-56 2/1/07
 A L 53-60 2/8/07
 H W 86-62 1/31/08
 A L 51-81 2/20/08
 H W 64-61 1/15/09
 A W 67-61^(OT) 2/16/09
 H L 47-55 1/28/10
 A L 58-66 2/14/10
 H L 49-75 2/6/11
 A L 57-65 2/23/11
 H W 62-60 2/23/12
 A L 53-65 2/10/13
 A L 60-65 1/15/14
 H W 76-69 2/8/14
 H W 69-52 1/11/15
 A L 69-73 12/31/15
 H W 67-56 12/14/16
 A W 78-54 1/29/17
 H W 69-55 1/24/18
 A W 75-68 1/13/18
 H W 75-76^(OT) 1/30/20
 H W 74-49 1/10/21
 A W 77-49 2/24/21
 A W 76-53 1/5/22
 H W 93-56 1/15/23

Wisconsin-Green Bay

Indiana leads series, 1-0
 N W 75-65 11/28/97

Wisconsin-La Crosse

Indiana leads series, 2-1
 N W 59-36 3/12/72
 N L 57-77 2/6/76
 N W 61-52 3/10/79

Wofford

Indiana leads series, 1-0

H W 90-34 11/22/02

Wright State

Indiana leads series, 5-0
 H W 88-44 12/1/92
 A W 83-65 12/1/93
 H W 68-46 12/20/97
 N W 80-48 12/11/98
 N W 73-52 11/24/06

Wyoming

Indiana leads series, 1-0
 N W 64-58 12/18/84

Xavier

Indiana leads series, 3-1
 H W 80-74 3/13/98
 H L 59-62 11/16/08
 H W 66-55 12/21/12
 A W 62-55 12/29/13

Yale

Indiana leads series, 3-0
 H W 62-46 1/2/94
 H W 76-60 12/28/15
 A W 72-68 12/21/17

Youngstown State

Indiana leads series, 3-0
 H W 77-72 12/20/96
 H W 74-38 11/25/05
 H W 93-56 12/15/19

YEAR-BY-YEAR RESULTS

1971-72 17-2

Head Coach: Bea Gorton

J.22	Valparaiso	W	70-40
J.29	Louisville	W	75-27
F.1	at Hanover	W	36-29
F.5	Ball State	W	53-38
	at Illinois	W	56-46
F.11	Southern Illinois	W	43-31
F.12	Illinois State	W	57-46
	Purdue	W	46-24
F.19	at Indiana State	W	71-33
	vs. Vincennes ⁽¹⁾	W	70-15
F.26	vs. Franklin ⁽²⁾	W	55-43
M.3	Goshen ⁽²⁾	W	65-64
M.4	Franklin ⁽²⁾	W	67-40
M.10	vs. Bowling Green ⁽³⁾	W	56-45
M.11	vs. Goshen ⁽³⁾	W	53-43
M.11	vs. Northern Illinois ⁽³⁾	L	35-42
M.12	vs. Wis.-LaCrosse ⁽³⁾	W	59-36
M.17	vs. S. Conn ⁽⁴⁾	W	49-30
M.18	vs. Immaculata ⁽⁴⁾	L	46-49

- 1 District Tournament, Terre Haute
- 2 State Tournament, Bloomington, Ind.
- 3 Regionals, Central Michigan
- 4 Nationals, Illinois State

1972-73 16-3

Head Coach: Bea Gorton

	Indiana State	W	54-46
	Southern Illinois	W	45-28
	Illinois State	W	49-44
	Ball State	W	51-34
	Northern Illinois	W	48-16
	Western Michigan	W	51-36
	Indiana Central	W	59-26
	Indiana State	L	39-40
	Evansville	W	84-40
	Goshen	W	70-46
	Indiana State	W	70-44
	Miami (Ohio)	W	59-29
	Michigan State	W	58-29
	Ohio State	W	53-44
	Indiana State	W	41-34
	Lehman ⁽¹⁾	W	46-43
	East Stroudsburg ⁽¹⁾	W	56-52
	vs. Queens ⁽²⁾	L	40-52
	vs. So. Connecticut ⁽²⁾	L	53-76

- 1 AIAW-Regional Championship
- 2 AIAW-Nat'l Championship, Queens, N.Y.

1973-74 15-5

Head Coach: Bea Gorton

	CINCINNATI	W	62-34
	at Indiana State	L	41-52
	EASTERN KENTUCKY	W	60-36
	BALL STATE	W	62-25
	ILLINOIS STATE	W	58-50
	at Ohio State	W	52-50
	at Calvin	W	51-46
	at Western Michigan	W	69-47
	at Franklin ⁽¹⁾	W	46-44
	vs. Indiana State ⁽¹⁾	L	37-43
	vs. Goshen ⁽²⁾	W	50-48
	vs. Indiana State ⁽²⁾	W	56-53
	vs. Southern Ill. ⁽³⁾	W	53-40
	vs. Calvin ⁽³⁾	W	55-51
	vs. Western Ill. ⁽³⁾	W	57-41
	at Illinois State ⁽³⁾	L	50-51
	vs. Wayland Baptist ⁽⁴⁾	W	59-56
	vs. Immaculata ⁽⁴⁾	L	56-60
	vs. W-Wash State ⁽⁴⁾	W	50-44
	vs. Tennessee Tech ⁽⁴⁾	L	44-72

- 1 Districts at Franklin
- 2 State tournament at Ball State
- 3 Regionals at Illinois State
- 4 Nationals at Kansas State

1974-75 17-5

Head Coach: Bea Gorton

D.6	Illinois ⁽¹⁾	W	76-16
D.6	Iowa ⁽¹⁾	W	87-58
D.7	Wisconsin ⁽¹⁾	W	83-29
D.7	Minnesota ⁽¹⁾	W	93-37
J.15	at Ball State	W	89-60
J.17	WILLIAM PENN	L	55-61
J.18	CALVIN	W	78-30
J.24	at Kentucky	W	88-57
F.1	at Illinois State	W	95-92
F.7	MARSHALL	W	75-53
F.8	WESTERN MICHIGAN	W	86-62
F.15	OHIO STATE	W	64-62
F.21	Taylor ⁽²⁾	W	100-24
F.22	Indiana State ⁽³⁾	W	80-57
M.1	Indiana State ⁽⁴⁾	W	80-57
M.5	Illinois ⁽⁵⁾	W	78-35
M.7	Western Michigan ⁽⁵⁾	W	77-62
M.7	Ohio State ⁽⁵⁾	L	42-52
M.8	Calvin ⁽⁵⁾	W	71-63
	UCLA ⁽⁶⁾	L	61-74
	John F. Kennedy ⁽⁶⁾	L	67-73
	Mississippi ⁽⁶⁾	L	83-96

- 1 Iowa City
- 2 District, Illinois-Chicago
- 3 District, Indianapolis
- 4 State, Valparaiso
- 5 Regionals, Western Michigan
- 6 National Women's Invitation Tournament, Amarillo, Texas

1975-76 11-13

Head Coach: Bea Gorton

D.6	CEDARVILLE	W	63-33
D.15	at UT Martin	W	63-60
D.19	vs. Stephen F. Austin ⁽¹⁾	L	76-78
D.19	vs. Belhaven ⁽¹⁾	W	85-54
D.20	at Miss.U for Women ⁽¹⁾	L	76-78
J.16	WESTERN MICHIGAN	W	64-61
J.23	at Marshall	L	56-57
J.24	at E. Kentucky	L	67-82
J.26	at Illinois	W	70-51
J.28	PURDUE	W	80-74
F.4	BALL STATE	W	59-49
F.6	vs. Wis.-La Crosse ⁽²⁾	L	57-77
F.7	vs. Central Michigan ⁽²⁾	W	83-54
F.7	at Illinois State ⁽²⁾	W	75-58
F.13	at Ashland	L	52-76
F.14	at Ohio State	L	47-55
F.21	ILLINOIS STATE	L	63-65
F.28	INDIANA STATE	L	65-81
M.5	at Ball State ⁽³⁾	L	67-68
M.5	vs. Purdue ⁽³⁾	W	64-49
M.6	at Ball State ⁽³⁾	L	57-67
M.11	vs. Western Michigan ⁽⁴⁾	L	62-75
M.12	vs. Southern Illinois ⁽⁴⁾	W	56-46
M.12	vs. Ohio State ⁽⁴⁾	L	57-74

- 1 Miss. U. For Women Christmas Tournament, Columbia, Mo.
- 2 Illinois State Tournament, Normal, Ill.
- 3 State Tournament, Muncie, Ind.
- 4 Regionals, Rochester, Mich.

1976-77 14-12

Head Coach: Joy Malchodi

D.4	NORTHERN KENTUCKY	L	58-65
D.6	KENTUCKY	W	58-57
D.11	SOUTHERN ILLINOIS	W	65-50

D.17	vs. ¹⁷ Kentucky ⁽¹⁾	L	57-58
D.17	vs. ¹² Tennessee Tech ⁽¹⁾	L	63-79
D.18	Mercer ⁽¹⁾	L	90-91
J.12	WILLIAM PENN	L	50-63
J.15	at Northwestern	L	59-66
J.21	MARSHALL	W	69-46
J.22	ILLINOIS	W	61-50
J.26	at Indiana State	W	57-55
F.4	vs. ²⁰ William Penn ⁽²⁾	L	33-76
F.5	vs. Central Michigan ⁽²⁾	W	59-54
F.5	vs. Central Michigan ⁽²⁾	L	41-57
F.9	Chicago State	W	2-0
F.11	vs. Michigan ⁽²⁾	W	58-54
F.12	vs. Ohio State ⁽³⁾	L	45-66
F.12	vs. Northwestern ⁽³⁾	W	54-52
F.14	EASTERN KENTUCKY	W	60-50
F.16	at Ball State	W	75-68
F.19	OHIO STATE	L	47-61
F.22	at Purdue	W	73-51
F.26	at Illinois State	L	62-79
M.4	vs. Ball State ⁽⁴⁾	W	73-61
M.5	vs. Indiana State ⁽⁴⁾	W	58-53
M.10	vs. Grand Valley ⁽⁵⁾	L	61-62

- 1 Miss. U. for Women Tournament, Columbia, Mo.
- 2 at Illinois State
- 3 Big Ten Championships, West Lafayette, Ind.
- 4 State Championships, Indiana Central
- 5 MIAAW Regional Championships, West Lafayette, Ind.

1977-78 7-16

Head Coach: Joy Malchodi

D.3	at Southern Illinois	L	38-62
D.13	at Purdue	L	46-58
	at Tenn. Tech	L	38-69
J.5	at Belmont	W	55-45
J.7	NORTHWESTERN	L	62-63
J.13	WESTERN MICHIGAN	L	38-49
J.14	MICHIGAN	W	79-51
J.17	at Franklin	W	66-56
J.20	vs. North Carolina ⁽¹⁾	L	58-76
J.21	at ²⁰ Kentucky ⁽¹⁾	L	38-73
J.24	BALL STATE	W	60-53
J.31	at N. Kentucky	L	59-69
F.3	ILLINOIS STATE	L	55-60
F.4	WISCONSIN	W	63-48
F.7	INDIANA STATE	W	55-46
F.10	vs. Northwestern ⁽²⁾	W	61-59
F.11	vs. Minnesota ⁽²⁾	L	38-46
F.12	vs. Michigan State ⁽²⁾	L	62-83
F.17	WEST POINT	L	52-62
F.18	at E. Kentucky	L	63-83
F.24	at Central Michigan	L	54-65
F.25	at Michigan State	L	44-57
M.3	at Ball State ⁽³⁾	L	47-57

- 1 Kentucky Tournament, Lexington, Ky.
- 2 Big Ten Championships, West Lafayette, Ind.
- 3 IAAW State Championships, St. Joseph's

AP Rankings only from 1976-1985

YEAR-BY-YEAR RESULTS

1978-79 21-14

Head Coach: Joy Malchodi

N.29 EASTERN KENTUCKY	L	56-60
D.2 at Dayton	L	62-75
D.5 NORTHERN KENTUCKY	W	
63-52		
at Pittsburgh (1)	L	36-62
vs. West Virginia (1)	W	78-40
vs. Purdue (1)	L	52-55
D.29 at S. Conn. St.	L	45-62
D.30 at Princeton	L	51-62
J.2 at Fordham	L	44-69
J.3 at Queens	L	59-65
J.6 at St. John's	W	54-49
J.7 at West Point	L	39-43
J.12 at W. Michigan	L	50-55
J.13 at Michigan	W	59-53
J.16 FRANKLIN	W	65-39
J.20 CENTRAL MICHIGAN	W	57-50
J.23 PURDUE	W	61-51
J.27 SOUTHERN ILLINOIS	W	60-40
J.30 at Ball State	W	66-44
F.2 at Illinois State	W	60-56
F.3 at Illinois	W	60-50
F.6 at Indiana State	W	60-46
F.8 Wisconsin (2)	W	53-45
F.9 Michigan State (2)	L	52-55
F.13 KENTUCKY	L	53-59
F.16 MICHIGAN STATE	W	48-42
F.17 at Wisconsin	W	59-52
F.20 at Miami (Ohio)	W	55-48
F.23 at Ill.-Chicago	W	57-51
F.24 at Northwestern	L	57-70
M.2 at Indiana State (3)	W	54-52
M.3 vs. Purdue (3)	W	65-45
M.8 at W. Michigan (4)	W	65-49
M.9 vs. Detroit (4)	L	48-51
M.10 vs. Wis.-LaCrosse (4)	W	61-52

1 Pitt Invitational, Pittsburgh, Pa.
 2 Big Ten, Bloomington, Ind.
 3 IAAIW State Championship, Terre Haute, Ind.
 4 MAIAW Regional Tournament, Kalamazoo, Mich.

1979-80 18-14

Head Coach: Joy Malchodi

N.23 vs. Phillips (1)	W	78-55
N.24 at Drake (1)	W	62-78
N.25 vs. Grandview (1)	W	61-43
N.27 ILLINOIS STATE	W	64-54
N.29 DAYTON	L	48-67
D.1 at Ohio State	L	37-71
D.5 at N. Kentucky	L	62-71
D.9 ILLINOIS-CHICAGO	W	77-62
D.12 ILLINOIS	W	63-37
D.15 at Kentucky	L	52-102
D.20 vs. Clemson (2)	L	57-77
D.21 vs. Stanford (2)	W	73-63
D.22 vs. 19 Pittsburgh (2)	W	66-56
J.2 at DePaul	L	70-71
J.4 BOWLING GREEN (3)	W	51-41
J.5 CENTRAL MISSOURI (3)	L	58-65
J.9 BALL STATE	W	65-46
J.11 WESTERN MICHIGAN	L	64-67
J.12 MICHIGAN	W	78-71
J.15 INDIANA STATE	W	65-49
J.18 WISCONSIN	W	64-50
J.19 NORTHWESTERN	W	58-54
J.22 at Purdue	W	54-45
J.26 at Southern Illinois	L	52-56
F.3 PITTSBURGH	W	53-47
F.8 vs. Michigan State (4)	L	47-54
F.15 MICHIGAN STATE	L	71-73
F.16 19 DETROIT	L	56-68

F.20 MIAMI (OHIO)	W	68-63
F.22 LOUISVILLE	W	76-69
F.29 vs. Purdue (5)	W	84-54
M.1 vs. Indiana State (5)	L	63-64

1 Drake Tournament, De Moines, Iowa
 2 North Carolina Invitational, Chapel Hill
 3 Indiana Invitational
 4 Big Ten Championships, Wisconsin
 5 IAAIW State Championships, Wisconsin

1980-81 21-16

Head Coach: Maryalyce Jeremiah

N.21 vs. Morehead (1)	W	57-34
N.22 at Cincinnati (1)	W	61-54
N.25 SOUTHERN ILLINOIS	W	75-61
N.29 at Dayton	W	67-50
D.1 KENT STATE	W	66-58
D.3 at Illinois State	L	47-67
D.6 17 KENTUCKY	L	62-93
D.13 at Pittsburgh	L	65-70
D.16 DEPAUL	W	78-54
vs. East Carolina (2)	L	58-59
vs. Pittsburgh (2)	L	65-70
D.27 vs. Virginia (3)	L	51-58
D.28 vs. Temple (3)	W	43-36
D.29 vs. Massachusetts (3)	W	78-77
J.3 MARSHALL	W	90-59
J.7 at Florida State	W	79-76
J.8 at Florida	W	81-51
J.10 at South Florida	W	89-47
J.13 at Ball State	W	67-59
J.16 MICHIGAN STATE	W	66-58
J.19 OHIO STATE	W	61-52
J.23 at Michigan	W	72-68
J.24 at W. Michigan	W	82-72
J.28 MIAMI (OHIO)	L	67-70
J.30 at Wisconsin	L	76-86
F.3 PURDUE	W	70-62
F.6 at Northwestern	L	58-74
F.7 at Illinois-Chicago	L	81-87
F.13 vs. Michigan State (4)	W	89-71
F.14 at Northwestern (4)	L	77-78
F.15 vs. Ohio State (4)	L	56-58
F.18 at Louisville	L	66-79
F.20 DETROIT	L	65-67
F.28 at 15 Minnesota	L	75-81
M.6 Ball State (5)	W	87-58
M.7 Purdue (5)	W	61-47
M.12 vs. Ohio State (5)	L	54-60

1 Cincinnati Coca-Cola Classic, Cincinnati, Ohio
 2 North Carolina Christmas Tournament
 3 Queens College Tournament
 4 Big Ten Championships, Evanston, Ill.
 5 IAAIW State Champs., Bloomington, Ind.
 6 Midwest AIAW Regional Championships

1981-82 17-13

Head Coach: Maryalyce Jeremiah

N.28 at DePaul	W	85-84
N.30 at Southern Illinois	L	76-77
D.5 WISCONSIN	W	83-77
D.8 at 13 Kentucky	L	68-83
D.9 DAYTON	W	73-52
D.20 at UC Irvine (1)	W	76-69
D.21 vs. Arizona (1)	W	68-57
D.22 Pepperdine (1)	W	60-52
D.29 at Ohio State	L	58-67
D.30 ILLINOIS STATE	L	69-77
J.2 at Michigan State	L	65-67
J.5 LOUISVILLE	W	71-69
J.9 MINNESOTA	L	80-86
J.12 at Purdue	W	78-68
J.15 vs. Boston (2)	W	68-55
J.16 at 16 Penn St. (2)	L	73-83

J.20 PITTSBURGH	W	69-59
J.22 W. MICHIGAN	W	81-57
J.26 BALL STATE	W	85-62
J.29 CENTRAL MICHIGAN	W	76-47
F.5 NORTHWESTERN	L	59-70
F.9 at Indiana State	W	69-63
F.12 vs. Michigan (3)	W	77-63
F.13 vs. Illinois (3)	L	63-75
F.14 Northwestern (3)	L	55-61
F.20 at Detroit	L	43-56
F.24 at Miami (Ohio)	L	61-78
F.26 vs. Arkansas (4)	W	63-60
F.27 vs. Utah State (4)	W	70-57
F.28 MINNESOTA	L	66-70

1 Cal-Irvine Christmas Tournament, Irvine, Calif.
 2 Penn St. Coca-Cola Classic, University Park, Pa.
 3 Big Ten Championships, East Lansing, Mich.
 4 Northern Lights Tour., Anchorage, Alaska

1982-83 19-11, 15-3 (T-1st)

BIG TEN CHAMPIONS

NCAA Tournament

Head Coach: Maryalyce Jeremiah

N.26 vs. C. Missouri St. (1)	L	78-87
N.27 vs. Arkansas (1)	L	61-62
D.3 vs. #5 Texas (2)	L	79-86
D.4 vs. Washington (2)	W	80-78
D.8 #7 KENTUCKY	L	72-84
D.17 vs. Miss. College (3)	W	83-72
D.18 vs. Stephen Austin (3)	L	62-73
D.28 at Illinois State	L	49-73
J.3 at Cincinnati	W	58-48
J.9 at Ohio State*	L	63-79
J.14 ILLINOIS*	W	79-60
J.16 PURDUE*	W	77-50
J.21 at Michigan State*	W	71-57
J.23 at Michigan*	W	68-67
J.28 NORTHWESTERN*	W	59-51
J.30 IOWA*	W	68-51
F.4 at Minnesota*	L	80-69
F.6 at Wisconsin*	W	73-61
F.11 WISCONSIN*	W	59-49
F.13 MINNESOTA*	W	80-69
F.18 at Iowa*	W	65-59
F.20 at Northwestern*	W	83-77
F.25 MICHIGAN*	W	71-68
F.27 MICHIGAN STATE*	W	79-68
M.4 at Purdue*	W	79-59
M.6 at Illinois*	L	61-73
M.9 NOTRE DAME*	L	61-63
M.11 OHIO STATE*	W	62-56
M.18 at Kentucky (4)	W	87-76
M.25 vs. 8 Georgia (5)	L	70-86

1 Converse Classic, Manhattan, Kan.
 2 Nebraska Invitational, Lincoln, Neb.
 3 Dallas Classic, Dallas, Texas
 4 NCAA First Round, Lexington, Ky.
 5 NCAA Regional, Notre Dame, Ind.

AP Rankings only from 1976-1985

YEAR-BY-YEAR RESULTS

1983-84 17-11, 11-7 (T-3rd)

Head Coach: Maryalce Jeremiah

N.26	at Pittsburgh	W	65-63
N.30	BALL STATE	W	91-53
D.2	BOWLING GREEN (1)	W	59-47
D.3	ARIZONA STATE (1)	W	63-60
D.6	at Kentucky	L	54-58
D.10	at 2 La. Tech	L	47-76
D.19	IOWA STATE	W	69-57
D.28	at South Carolina	L	76-83
J.3	vs. #16 Missouri (2)	L	66-85
J.5	vs. Memphis State (2)	W	71-69
J.8	OHIO STATE*	L	55-69
J.13	at Illinois*	L	62-73
J.15	at Purdue*	W	73-48
J.20	MICHIGAN STATE*	W	76-58
J.22	MICHIGAN*	W	90-66
J.27	at Northwestern*	W	66-57
J.29	at Iowa*	L	50-54
F.3	MINNESOTA*	L	67-75
F.5	WISCONSIN*	W	64-57
F.10	at Wisconsin*	L	58-60
F.12	at Minnesota*	W	78-65
F.17	IOWA*	W	68-62
F.19	NORTHWESTERN*	W	89-77
F.25	at Michigan*	W	77-50
F.27	at Michigan State*	L	57-60
M.2	PURDUE*	W	73-45
M.4	ILLINOIS*	W	75-49
M.7	at Ohio State*	L	53-74

1 Converse Classic, Bloomington, Ind.
2 Hurricane Classic, Miami, Fla.

1984-85 16-12, 11-7 (4th)

Head Coach: Maryalce Jeremiah

N.28	BALL STATE	W	87-45
N.30	SOUTH CAROLINA	L	67-74
D.4	at Dayton	W	70-53
D.7	14 KENTUCKY	W	65-64
D.11	at Iowa State	L	73-65
D.16	vs. Oregon (1)	L	56-77
D.17	at Portland (1)	L	66-74
D.18	vs. Wyoming (1)	W	64-58
D.29	vs. Fairfield (2)	L	85-89
D.30	vs. Jackson State (2)	W	62-61
J.4	MICHIGAN*	W	69-64
J.6	MICHIGAN STATE*	W	64-50
J.11	at Northwestern*	L	54-62
J.13	at Wisconsin*	W	75-51
J.18	#9 OHIO STATE*	L	53-75
J.25	PURDUE*	W	76-65
J.27	at Illinois*	W	84-53
F.1	at Iowa*	L	49-69
F.3	at Minnesota*	L	65-69
F.8	WISCONSIN*	W	71-67
F.10	NORTHWESTERN*	L	57-67
F.15	at #8 Ohio State*	L	69-86
F.22	ILLINOIS*	W	82-68
F.24	at Purdue*	W	80-77
M.1	MINNESOTA*	L	77-90
M.3	IOWA*	W	63-48
M.7	at Michigan State*	W	64-63
M.9	at Michigan*	W	61-59

1 Giusti Tournament, Portland, Ore.
2 Women's Court Classic, Miami, Fla.

1985-86 17-11, 10-8 (4th)

Head Coach: Jorja Hoehn

N.23	TOLEDO (1)	W	95-50
N.24	CINCINNATI (1)	L	69-77

N.26	DAYTON	W	67-58
D.5	at 5 ¹⁵ Southern Cal.	L	53-99
D.6	vs. Colorado (2)	W	69-66
D.7	vs. 7 ¹⁶ Long Beach St. (2)	L	61-85
D.13	at 20 Kentucky	W	68-60
D.18	at Louisville	W	68-53
D.20	INDIANA STATE	W	74-43
D.30	16 ¹⁶ UNLV	W	62-54
J.3	at Michigan*	L	59-63
J.6	at Michigan State*	L	61-76
J.10	20 ¹⁷ NORTHWESTERN*	W	80-64
J.12	WISCONSIN*	W	65-46
J.17	at 14 ¹⁶ Ohio State*	L	80-84
J.24	at Purdue*	W	76-69
J.26	at Illinois*	W	72-60
J.31	19 ¹⁸ IOWA*	L	46-47
F.2	MINNESOTA*	W	80-67
F.7	at Wisconsin*	W	65-37
F.9	at Northwestern*	W	73-65
F.14	11 ¹¹ OHIO STATE*	W	68-66
F.21	ILLINOIS*	L	65-69
F.23	PURDUE*	L	57-59
F.28	at Minnesota*	W	75-69
M.2	at 13 ¹³ Iowa*	L	47-63
M.6	MICHIGAN STATE*	L	75-77
M.8	MICHIGAN*	W	62-52

1 Indiana Converse Classic, Bloomington, Ind.
2 Dial Classic, Long Beach State, Calif.

1986-87 10-17, 5-13 (7th)

Head Coach Jorja Hoehn

N.28	KENT STATE (1)	W	73-60
N.29	DAYTON (1)	W	68-42
D.3	25 KENTUCKY	L	61-63
D.9	at Notre Dame	W	80-71
D.12	vs. Stephen. F. Austin (2)	L	65-70
D.13	vs. Mississippi St. (2)	W	62-52
D.20	LOUISVILLE	W	70-54
D.29	at 15 ¹⁶ N.C. State (3)	L	77-95
D.30	vs. 14 ¹⁵ Iowa (3)	L	56-63
J.3	20 ¹⁸ OHIO STATE*	L	52-72
J.9	MICHIGAN STATE*	L	67-79
J.11	MICHIGAN*	L	63-65
J.16	at Wisconsin*	W	71-66
J.18	at Northwestern*	L	58-62
J.23	10 ¹⁰ IOWA*	L	49-60
J.25	MINNESOTA*	W	71-57
J.30	at 19 ¹⁹ Illinois*	L	55-67
F.1	at Purdue*	L	54-63
F.6	at Michigan*	W	91-64
F.8	at Michigan State*	W	70-64
F.13	NORTHWESTERN*	L	57-58
F.15	WISCONSIN*	L	46-48
F.20	at Minnesota*	L	44-60
F.22	at 11 ¹² Iowa*	L	50-71
F.27	PURDUE*	W	81-75
M.1	ILLINOIS*	L	61-62
M.5	at 11 ¹¹ Ohio State*	L	56-60

1 IU Coca-Cola Classic, Bloomington, Ind.
2 UNLV Bud Light Tournament, Las Vegas, Nev.
3 WRAL-NC State Classic, Raleigh, N.C.

1987-88 12-16, 7-11 (T-6th)

Head Coach: Jorja Hoehn

N.27	vs. 1 ¹ Tennessee (1)	L	59-91
N.28	at Cincinnati (1)	L	59-63
D.4	MARQUETTE (2)	W	79-47
D.5	MIDDLE TN STATE	L	59-65
D.9	at Kentucky	L	68-75
D.12	at 13 ¹⁴ SIUC	W	50-48
D.19	ILLINOIS STATE	W	76-71

D.21	NOTRE DAME	W	62-59
J.2	at E. Kentucky	W	90-77
J.4	at Louisville	L	48-55
J.8	at 8 ¹⁰ Ohio State*	L	70-83
J.15	at Michigan State*	L	55-61
J.17	at Michigan*	W	77-59
J.22	WISCONSIN*	W	71-59
J.24	NORTHWESTERN*	W	63-39
J.29	at 1 ¹ Iowa*	L	48-72
J.31	at Minnesota*	L	71-82
F.5	ILLINOIS*	W	75-62
F.7	PURDUE*	L	51-60
F.12	MICHIGAN*	W	71-52
F.14	MICHIGAN STATE*	W	67-57
F.19	at Northwestern*	L	64-71
F.21	at Wisconsin*	W	77-53
F.26	MINNESOTA*	L	61-62
F.28	#1/1 IOWA	L	47-71
M.4	at Purdue*	L	58-75
M.6	at Illinois*	L	63-77
M.10	6 ⁵ OHIO STATE*	L	49-68

1 Communiplex Classic, Cincinnati, Ohio
2 Indiana Coca-Cola Classic, Bloomington, Ind.

1988-89 16-12, 9-9 (T4th)

Head Coach: Jim Izard

N.25	CLEVELAND STATE (1)	W	65-33
N.26	BALL STATE (1)	W	81-53
N.29	at Indiana State	W	67-60
D.3	vs. St. John's (2)	W	72-68
D.4	at North Carolina (2)	L	75-80
D.7	SOUTHERN ILLINOIS	W	58-44
D.10	KENTUCKY	W	83-71
D.16	LOUISVILLE	W	64-57
D.20	at Illinois State	L	62-76
J.3	at Notre Dame	L	49-56
J.6	WISCONSIN*	W	73-55
J.8	NORTHWESTERN*	W	89-68
J.13	at Michigan St*	L	44-59
J.15	at Michigan*	W	79-55
J.20	at Illinois*	W	71-64
J.22	9 ⁹ Purdue*	L	75-79
J.27	at 4 ⁵ Iowa*	L	61-77
J.29	at Minnesota*	L	85-86
F.3	20 ²¹ OHIO STATE*	W	76-66
F.10	MICHIGAN*	W	86-51
F.12	MICHIGAN STATE*	L	65-66
F.17	ILLINOIS*	W	66-63
F.19	at 10 ¹⁰ Purdue*	L	58-75
F.24	7 ⁷ IOWA*	L	63-70
F.26	MINNESOTA*	W	94-84
M.5	at 15 ¹⁵ Ohio State*	L	64-77
M.9	at Northwestern*	L	61-64
M.11	at Wisconsin*	W	85-80

1 IU Full-O-Pep/Holiday Inn Classic, Bloomington, Ind.
2 Carolina Classic, Chapel Hill, N.C.

Rankings: AP/Coaches
AP Rankings only from 1976-1985
AP and Coaches Poll from 1985-present

YEAR-BY-YEAR RESULTS

1989-90

Head Coach: Jim Izzard

N.24 VALPARAISO ⁽¹⁾	W	90-59
N.25 HOUSTON ⁽¹⁾	W	86-68
D.1 BUTLER	W	75-57
D.4 at Kentucky	L	48-76
D.6 NOTRE DAME	L	67-75
D.11 INDIANA STATE	L	73-75
D.15 ILLINOIS STATE	W	86-81
D.28 vs. Syracuse ⁽²⁾	L	66-68
D.29 vs. Rice ⁽²⁾	W	75-57
D.30 at South Florida ⁽²⁾	W	62-60
J.5 at Wisconsin*	W	92-80
J.7 at Northwestern*	L	54-70
J.12 MICHIGAN STATE*	L	56-64
J.14 MICHIGAN*	W	60-58
J.19 at Illinois*	L	63-78
J.21 at 10 ¹⁶ Purdue*	L	45-73
J.26 13 ¹¹ IOWA*	L	52-63
J.28 MINNESOTA*	W	61-59
F.2 at Ohio State*	L	64-81
F.9 at Michigan*	L	59-72
F.11 at Michigan State*	L	38-72
F.16 13 ¹³ PURDUE*	L	63-67
F.18 ILLINOIS*	W	64-53
F.23 at Minnesota*	L	67-85
F.25 at 13 ¹³ Iowa*	L	47-85
M.2 OHIO STATE*	W	66-63
M.8 15 ¹² NORTHWESTERN*	L	61-67
M.10 WISCONSIN*	W	76-69

1 Full-O-Pep/Holiday Inn Classic, Bloomington, Ind.
2 South Florida Tournament, Tampa

1990-91

Head Coach: Jim Izzard

N.23 WESTERN ILLINOIS ⁽¹⁾	W	82-56
N.24 MISSOURI ⁽¹⁾	W	70-65
N.27 at Indiana State	W	76-68
N.30 CREIGHTON	W	76-68
D.2 KENTUCKY	W	80-64
D.6 at Notre Dame	W	79-76
D.9 at Illinois State	L	62-67
D.16 MIAMI (OHIO)	W	74-52
D.29 at Nevada-Reno ⁽²⁾	W	76-56
D.30 vs. Kentucky ⁽²⁾	L	71-78
J.4 at Illinois*	L	56-69
J.11 OHIO STATE*	L	63-72
J.16 at 8 ¹⁸ Purdue*	L	60-73
J.18 20 ²¹ Iowa*	W	74-59
J.20 MINNESOTA*	W	92-63
J.25 at 1 ²⁴ Michigan State*	L	57-61
J.27 at Michigan*	W	77-66
F.1 WISCONSIN*	W	103-86
F.3 15 ¹⁸ Northwestern*	W	74-61
F.8 at Ohio State*	L	70-72
F.15 at Minnesota*	W	83-67
F.17 at 22 ²⁵ Iowa*	L	55-86
F.22 MICHIGAN*	W	76-55
F.24 MICHIGAN STATE*	L	73-82
M.1 at 20 ²² Northwestern*	L	71-87
M.3 at Wisconsin*	L	75-80
M.6 5 ⁵ Purdue*	L	53-67
M.9 ILLINOIS*	W	73-65
M.21 vs. UAB ⁽³⁾	W	110-71
M.22 vs. Houston ⁽³⁾	W	80-76
M.23 vs. Santa Clara ⁽³⁾	L	68-71

1 Full-O-Pep/Howard Johnson Classic, Bloomington
2 Nevada-Reno Holiday Tour, Reno
3 NWT, Amarillo, Texas

1991-92

Head Coach: Jim Izzard

N.25 BALL STATE	W	98-42
N.27 INDIANA STATE	W	86-51
N.30 LIBERTY	W	97-46
D.2 at Creighton	L	62-65
D.6 ILLINOIS-CHICAGO ⁽¹⁾	W	74-48
D.7 WEST VIRGINIA ⁽¹⁾	L	77-81
D.14 at Miami (Ohio)	W	72-68
D.19 MARQUETTE	W	90-76
D.28 vs. Kansas State ⁽²⁾	W	66-52
D.30 at BYU ⁽²⁾	W	83-70
J.10 WISCONSIN*	W	77-52
J.12 14 ¹⁴ NORTHWESTERN*	L	54-70
J.17 at 5 ⁵ Iowa*	L	71-80
J.19 at Minnesota*	W	79-73
J.24 OHIO STATE*	W	81-76
J.31 MICHIGAN STATE*	L	59-61
F.2 MICHIGAN*	W	85-49
F.7 at Illinois*	W	77-57
F.9 at 9 ¹¹ Purdue*	L	54-73
F.14 MINNESOTA*	W	73-67
F.16 7 ⁷ IOWA*	L	57-59
F.21 at Ohio State*	L	80-81
F.28 at Michigan*	L	74-87
M.1 at Michigan State*	W	74-67
M.6 13 ¹² PURDUE*	L	55-85
M.8 ILLINOIS*	W	70-68
M.12 at Northwestern*	L	66-75
M.14 at 25 ²¹ Wisconsin*	L	67-77

D.11 vs. Ball State ⁽²⁾	W	72-37
D.20 at UT Martin	W	101-71
D.23 EASTERN ILLINOIS	W	62-47
J.2 YALE ⁽³⁾	W	62-46
J.3 EASTERN KENTUCKY ^{(3)W}	W	81-64
J.7 MICHIGAN*	W	101-58
J.14 at 3 ³ Penn State*	L	66-94
J.16 at 17 ¹⁷ Ohio State*	L	65-92
J.21 2 ² IOWA*	W	82-58
J.23 MINNESOTA*	L	68-73
J.28 at Illinois*	W	64-42
J.30 at 19 ¹⁸ Northwestern*	W	84-76
F.4 12 ¹³ PURDUE*	L	52-64
F.11 OHIO STATE*	W	77-67
F.13 1 ¹ PENN STATE*	L	65-70
F.18 at Minnesota*	L	74-93
F.20 at 11 ¹² Iowa*	W	63-59
F.25 NORTHWESTERN*	W	77-66
F.27 ILLINOIS*	W	72-69
M.2 at 10 ¹⁰ Purdue*	L	58-83
M.4 WISCONSIN*	W	66-64
M.10 at Michigan*	W	67-64
M.12 at Michigan State*	L	51-73
M.16 at 23 ²³ Mississippi ⁽⁴⁾	L	61-83

1 Full-O-Pep/Pointe Classic, Bloomington, Ind.
2 Big Four Classic, West Lafayette, Ind.
3 Hoosier Classic, Bloomington, Ind.
4 NCAA First Round, Oxford, Miss.

1994-95

NCAA Tournament

Head Coach: Jim Izzard

N.25 vs. S. Methodist ⁽¹⁾	W	69-63
N.26 at Nebraska ⁽¹⁾	W	83-80
N.30 Evansville	W	97-49
D.2 Eastern Illinois ⁽²⁾	W	61-44
D.3 New Orleans ⁽²⁾	W	93-70
D.7 Kentucky	W	65-60
D.10 at Indiana State ⁽³⁾	W	77-69
D.18 Tennessee Martin	W	84-56
D.30 Mississippi State ⁽⁴⁾	W	82-68
D.31 Lamar ⁽⁴⁾	W	86-65
J.3 at Wisconsin*	L	62-78
J.6 22 ²³ Ohio State*	W	68-58
J.8 at Michigan State*	W	74-71
J.13 ILLINOIS*	W	85-59
J.15 at 22 ²¹ Purdue*	L	44-63
J.20 at Iowa*	L	55-60
J.22 MINNESOTA*	L	76-81
J.27 at Northwestern*	L	67-80
J.29 at Michigan*	W	78-77
F.3 10 ¹¹ PENN STATE*	L	71-74
F.5 IOWA*	W	57-49
F.10 17 ¹⁷ PURDUE*	L	44-57
F.12 at Illinois*	L	79-85
F.19 at Ohio State*	W	72-70
F.24 1 ²⁴ Wisconsin*	W	63-61
F.26 Michigan State*	W	78-59
M.4 vs. Northwestern ⁽⁵⁾	W	77-75
M.5 vs. 8 ⁹ Penn State ⁽⁵⁾	L	64-72
M.17 at 12 ¹² Georgia ⁽⁶⁾	L	64-81

1 Nebraska Classic, Lincoln, Neb.
2 Indiana Full-O-Pep Classic, Bloomington, Ind.
3 Big Four Classic, Terre Haute, Ind.
4 IMU and Marriott Classic, Bloomington, Ind.
5 Big Ten Tournament, Indianapolis, Ind.
6 NCAA First Round, Athens, Ga.

1995-96

Head Coach: Jim Izzard

N.22 Notre Dame	L	73-82
N.29 Valparaiso	W	70-64
D.1 Boise State ⁽¹⁾	W	75-59

1 Indiana Full-O-Pep Classic, Bloomington
2 BYU Holiday Tournament, Provo, Utah

1992-93

Head Coach: Jim Izzard

D.1 WRIGHT STATE	W	88-44
D.4 AUSTIN PEAY ⁽¹⁾	W	77-61
D.5 OHIO ⁽¹⁾	W	70-54
D.8 at Ball State	W	74-47
D.12 vs. Indiana State ⁽²⁾	W	87-70
D.19 MIAMI (OHIO)	W	59-48
D.22 EVANSVILLE	W	70-54
J.3 vs. Holy Cross ⁽³⁾	W	79-54
J.4 at Furman ⁽³⁾	W	39-34
J.8 at Michigan*	W	65-61
J.15 5 ⁵ PENN STATE*	W	71-65
J.17 10 ¹⁰ OHIO STATE*	L	67-81
J.22 at 6 ⁶ Iowa*	L	50-79
J.24 at Minnesota*	L	70-80
J.29 ILLINOIS*	W	72-53
J.31 NORTHWESTERN*	L	59-77
F.5 at Purdue*	L	56-57
F.12 at 7 ⁸ Ohio State*	L	58-99
F.14 at 5 ⁶ Penn State*	L	69-94
F.19 MINNESOTA*	L	59-60
F.21 3 ³ IOWA*	L	46-68
F.26 at Northwestern*	L	65-77
F.28 at Illinois*	L	55-63
M.3 PURDUE*	L	60-65
M.5 at Wisconsin*	W	79-72
M.11 MICHIGAN*	L	54-67
M.13 MICHIGAN STATE*	W	74-54

1 Full-O-Pep/Pointe Classic, Bloomington, Ind.
2 Big Four Classic, Muncie, Ind.
3 Furman/Ramada Hotel Classic, Greenville, S.C.

1993-94

NCAA Tournament

Head Coach: Jim Izzard

D.1 at Wright State	W	83-65
D.3 MOREHEAD STATE ⁽¹⁾	W	90-64
D.4 WESTERN MICHIGAN ^{(1)W}	W	95-68
D.7 at Kentucky	W	86-74

14-13, 5-13 (9th)

Head Coach: Jim Izzard

D.11 vs. Ball State ⁽²⁾	W	72-37
D.20 at UT Martin	W	101-71
D.23 EASTERN ILLINOIS	W	62-47
J.2 YALE ⁽³⁾	W	62-46
J.3 EASTERN KENTUCKY ^{(3)W}	W	81-64
J.7 MICHIGAN*	W	101-58
J.14 at 3 ³ Penn State*	L	66-94
J.16 at 17 ¹⁷ Ohio State*	L	65-92
J.21 2 ² IOWA*	W	82-58
J.23 MINNESOTA*	L	68-73
J.28 at Illinois*	W	64-42
J.30 at 19 ¹⁸ Northwestern*	W	84-76
F.4 12 ¹³ PURDUE*	L	52-64
F.11 OHIO STATE*	W	77-67
F.13 1 ¹ PENN STATE*	L	65-70
F.18 at Minnesota*	L	74-93
F.20 at 11 ¹² Iowa*	W	63-59
F.25 NORTHWESTERN*	W	77-66
F.27 ILLINOIS*	W	72-69
M.2 at 10 ¹⁰ Purdue*	L	58-83
M.4 WISCONSIN*	W	66-64
M.10 at Michigan*	W	67-64
M.12 at Michigan State*	L	51-73
M.16 at 23 ²³ Mississippi ⁽⁴⁾	L	61-83

1 Full-O-Pep/Howard Johnson Classic, Bloomington
2 Nevada-Reno Holiday Tour, Reno
3 NWT, Amarillo, Texas

YEAR-BY-YEAR RESULTS

D.2	E. Kentucky ⁽¹⁾	W	86-69
D.4	at Eastern Illinois	W	90-63
D.8	vs. Kentucky ⁽²⁾	W	71-64
D.10	Ball State ⁽³⁾	W	83-74
D.16	Tennessee State ⁽⁴⁾	W	94-63
D.17	Ohio ⁽⁴⁾	W	81-55
D.19	at Evansville	W	85-59
D.29	at ^{17/22} Wisconsin*	L	71-81
J.5	at ^{1/25} Ohio State*	L	65-76
J.8	MICHIGAN STATE*	L	76-83
J.12	at Illinois*	L	63-73
J.14	^{18/19} PURDUE*	L	51-75
J.19	^{9/8} IOWA*	L	56-64
J.21	at Minnesota*	W	72-67
J.26	^{19/19} NORTHWESTERN* W	W	95-86
J.28	MICHIGAN*	W	74-67
F.2	at ^{13/13} Penn State*	L	61-76
F.4	at ^{6/5} Iowa*	L	51-77
F.9	at ^{23/23} Purdue*	L	66-67
F.11	ILLINOIS*	L	64-78
F.18	OHIO STATE*	W	70-68
F.23	^{13/14} Wisconsin*	W	82-68
F.25	at Michigan State*	L	52-66
M.1	vs. Illinois ⁽⁵⁾	L	70-84

- 1 Indiana Full-O-Pep Classic, Bloomington, Ind.
- 2 Big Ten/SEC Challenge, W. Lafayette, Ind.
- 3 Big Four Classic, Bloomington, Ind.
- 4 IMU and Marriott Classic, Bloomington, Ind.
- 5 Big Ten Tournament, Indianapolis, Ind.

1996-97 16-13, 7-9 (T-8th)

Head Coach: Jim Izard			
N.24	^{12/13} W. KENTUCKY	L	74-85
N.27	EVANSVILLE	W	82-51
N.29	LOYOLA MARYMOUNT ^{(2)W}	W	82-65
N.30	TOLEDO ⁽¹⁾	L	80-82
D.3	at Valparaiso	W	89-63
D.8	vs. Indiana State ⁽²⁾	W	66-57
D.11	at ^{10/17} Notre Dame	L	63-71
D.15	at Kentucky	W	74-62
D.20	YOUNGSTOWN STATE ^{(3)W}	W	77-72
D.21	UAB ⁽³⁾	W	60-51
D.28	at Michigan State*	L	54-62
J.3	MINNESOTA*	W	67-61
J.5	at Northwestern*	L	78-81
J.10	^{7/21} Penn State*	L	90-93
J.12	^{17/13} WISCONSIN*	W	74-72
J.17	at Michigan*	W	72-59
J.19	at Illinois*	L	81-90
J.24	IOWA*	L	58-78
J.26	at Purdue*	W	51-50
J.31	OHIO STATE*	L	59-72
F.2	MICHIGAN*	W	73-56
F.7	at ^{23/15} Wisconsin*	W	59-54
F.9	at Penn State*	L	66-82
F.14	NORTHWESTERN*	L	75-88
F.16	at Minnesota*	W	103-75
F.23	^{19/20} MICHIGAN STATE* L	L	79-93
F.28	Michigan ⁽⁴⁾	W	72-54
M.1	vs. ^{2/24} Purdue ⁽⁴⁾	W	61-54
M.2	vs. Iowa ⁽⁴⁾	L	53-87

- 1 Indiana Full-O-Pep Classic, Bloomington, Ind.
- 2 Big Four Classic, Muncie, Ind.
- 3 IMU and Marriott Classic, Bloomington, Ind.
- 4 Big Ten Tournament, Indianapolis, Ind.

1997-98 21-12, 10-6 (T-3rd)

Head Coach: Jim Izard			
N.16	vs. Ball State ⁽¹⁾	W	79-64
N.18	KENTUCKY	W	84-71
N.28	vs. GREEN BAY ⁽²⁾	W	75-65
N.29	at Hawaii ⁽²⁾	L	69-86
N.30	vs. ^{17/14} ALABAMA ⁽²⁾	L	70-77
D.3	at ^{17/15} W. Kentucky	L	70-79

D.5	LASALLE ⁽³⁾	W	67-51
D.6	COLORADO STATE ⁽³⁾	L	63-75
D.8	at Evansville	W	79-63
D.10	VALPARAISO	W	74-56
D.19	N.E. ILLINOIS ⁽⁴⁾	W	85-70
D.20	WRIGHT STATE ⁽⁴⁾	W	68-46
D.28	MICHIGAN STATE*	W	81-63
J.2	at Minnesota*	W	84-75
J.4	NORTHWESTERN*	W	88-63
J.9	at ^{15/12} Wisconsin*	L	60-75
J.11	at Penn State*	L	62-75
J.13	CHICAGO STATE	W	75-41
J.16	MICHIGAN*	L	73-78
J.19	^{8/8} ILLINOIS*	W	80-67
J.23	at Iowa*	L	61-68
J.25	^{23/24} PURDUE*	W	85-71
J.30	at Ohio State*	L	73-79
F.1	at Michigan*	W	67-58
F.6	^{16/15} WISCONSIN*	W	56-55
F.8	PENN STATE*	W	58-55
F.13	at Northwestern*	L	59-81
F.15	MINNESOTA*	W	75-42
F.22	at Michigan State*	W	83-75
F.28	vs. Purdue ⁽⁵⁾	L	56-65
M.13	Xavier ⁽⁶⁾	W	80-74
M.15	at Toledo ⁽⁶⁾	W	61-60
M.20	at Penn State ⁽⁶⁾	L	42-70

- 1 Big Four Classic, West Lafayette, Ind.
- 2 Rainbow Wahine Classic, Honolulu Hawaii
- 3 Indiana Full-O-Pep Classic, Bloomington, Ind.
- 4 Hampton Inn/Fazoli's Classic, Bloomington, Ind.
- 5 Big Ten Tournament, Indianapolis, Ind.
- 6 WNIT, Bloomington, Ind., Toledo, Ohio & State College, Pa.

1998-99 13-18, 2-14 (T-10th)

Head Coach: Jim Izard			
N.13	Cincinnati ⁽¹⁾	W	61-51
N.15	at SW Missouri St. ⁽¹⁾	W	63-60
N.19	vs. ^{10/11} Rutgers ⁽²⁾	L	53-60
N.20	vs. ^{20/20} Florida ⁽²⁾	L	67-72
N.21	Akron ⁽³⁾	L	67-70
N.22	E. Tenn St. ⁽³⁾	W	103-61
N.27	Western Kentucky	W	79-77
D.3	Evansville	W	77-73
D.6	at Indiana St. ⁽⁴⁾	W	73-63
D.11	vs. Wright State ⁽⁵⁾	W	80-48
D.12	vs. Alcorn State ⁽⁵⁾	W	78-54
D.18	Cleveland St. ⁽⁶⁾	W	91-67
D.19	Vanderbilt ⁽⁷⁾	W	84-61
D.20	Tennessee Tech ⁽⁶⁾	W	89-75
D.28	Michigan	L	58-72
D.30	Northwestern	L	66-68
J.3	at Illinois	L	65-96
J.8	at Iowa	L	76-77
J.10	Wisconsin	W	69-65
J.15	^{17/24} Ohio State	L	60-78
J.17	at Minnesota	W	80-66
J.22	at ^{3/3} Purdue*	L	62-97
J.24	at ^{17/18} Penn State*	L	48-95
J.29	^{2/2} Purdue*	W	86-91
J.31	at ^{19/22} Ohio State*	L	58-76
F.5	MICHIGAN STATE*	L	69-86
F.7	IOWA*	L	69-73
F.14	ILLINOIS*	L	69-104
F.19	at Northwestern*	L	68-79
F.21	at Michigan*	L	85-94
F.26	vs. Michigan State ⁽⁸⁾	L	69-88

- 1 Preseason WNIT
- 2 Preseason WNIT at Fort Collins, Colo.
- 3 Indiana Full-O-Pep Classic, Bloomington, Ind.
- 4 Big Four Classic, Terre Haute, Ind.
- 5 Hatter Classic, DeLand, Fla.
- 6 Hampton Inn/Fazoli's Classic, Bloomington, Ind.
- 7 Big Ten/SEC Challenge, Bloomington, Ind.
- 8 Big Ten Tournament, Indianapolis, Ind.

1999-00 10-18, 5-11 (T-8th)

Head Coach: Jim Izard			
N.19	at W. Kentucky	L	80-96
N.24	SOUTH CAROLINA	L	79-95
N.26	STETSON ⁽¹⁾	W	91-43
N.27	EAST CAROLINA ⁽¹⁾	W	83-67
D.1	at Vanderbilt	L	54-74
D.4	BALL STATE ⁽²⁾	W	72-52
D.7	at Valparaiso	L	60-64
D.10	vs. MIDDLE TENN. ST. ^{(2)W}	W	81-68
D.12	at ^{19/19} Arizona ⁽³⁾	L	70-87
D.18	ST. BONAVENTURE ⁽⁴⁾	L	54-64
D.20	NEW MEXICO ST. ⁽⁴⁾	W	61-55
D.30	MINNESOTA*	L	53-61
J.2	at Iowa*	L	68-82
J.6	MICHIGAN*	W	77-72
J.9	at ^{15/16} Illinois*	L	61-91
J.13	at Michigan State*	L	56-78
J.16	NORTHWESTERN*	W	77-53
J.23	^{19/19} PURDUE*	L	65-71
J.26	at Northwestern*	W	63-62
J.30	at Ohio State*	L	60-81
F.3	IOWA*	W	70-67
F.10	at ^{19/19} Purdue*	L	62-75
F.13	at Michigan*	L	58-85
F.17	^{6/6} PENN STATE*	L	36-74
F.20	at Wisconsin*	L	61-76
F.24	OHIO STATE*	W	65-58
F.27	ILLINOIS*	L	62-72
M.2	vs. Ohio State ⁽⁵⁾	L	44-58

- 1 Indiana Full-O-Pep Classic, Bloomington, Ind.
- 2 Big Four Classic, Bloomington, Ind.
- 3 Insight.com Bowl Basketball Classic, Tucson, Ariz.
- 4 Hampton Inn/Fazoli's Classic, Bloomington, Ind.
- 5 Big Ten Tournament, Indianapolis, Ind.

Rankings: AP/Coaches
AP Rankings only from 1976-1985
AP and Coaches Poll from 1985-present

2000-01 20-11, 9-7 (T-6th)

Head Coach: Kathi Bennett			
N.17	WASHINGTON	W	77-74
N.20	BUTLER	W	77-50
N.22	at South Carolina	W	69-58

YEAR-BY-YEAR RESULTS

N.24	FURMAN ⁽¹⁾	W	78-62
N.25	BROWN ⁽¹⁾	W	72-63
N.28	Kent State	W	79-42
D.1	Houston (2)	W	81-77
D.2	vs. ^{9/8} Louisiana Tech ⁽²⁾	L	53-54
D.9	at South Florida ⁽³⁾	W	52-47
D.19	at Long Beach St. ⁽⁴⁾	W	82-66
D.20	vs. Mississippi ⁽⁴⁾	L	67-69
D.28	at Ohio State*	W	65-56
D.31	MICHIGAN STATE*	W	71-54
J.4	at Minnesota*	W	79-76
J.7	^{6/6} PURDUE*	L	59-67
J.11	MINNESOTA*	W	92-64
J.14	at ^{13/12} Penn State*	L	68-89
J.21	at Wisconsin*	L	62-69
J.25	^{19/16} PENN STATE*	L	70-79
J.28	OHIO STATE*	W	83-76
F.4	at Iowa*	L	56-83
F.8	^{20/1} WISCONSIN*	W	83-79
F.11	at Michigan State*	W	52-50
F.15	at ^{7/7} Purdue*	L	46-87
F.18	MICHIGAN*	W	73-51
F.22	ILLINOIS*	L	50-54
F.25	at Northwestern*	W	69-52
M.1	vs. Minnesota ⁽⁵⁾	W	78-56
M.2	vs. ^{23/1} Iowa ⁽⁵⁾	L	76-81
M.14	Middle Tenn. St. ⁽⁶⁾	W	66-63
M.17	at W. Kentucky ⁽⁶⁾	L	63-64

- 1 Holiday Inn/Fazoli's Classic, Bloomington, Ind.
- 2 Houston Classic, Houston, Texas
- 3 Dodge Shootout, Tampa, Fla.
- 4 The Beach Classic, Long Beach, Calif.
- 5 Big Ten Tournament, Grand Rapids, Mich.
- 6 WNIT, Bloomington, Ind. & Bowling Green, Ky.

2001-02 17-14, 8-8 (T-5th) Big Ten Tournament Champions

NCAA Tournament

Head Coach: Kathi Bennett

N.16	at ^{9/9} Stanford ⁽¹⁾	L	72-87
N.17	vs. W. Kentucky ⁽¹⁾	W	85-70
N.23	^{10/10} NC STATE	L	44-50
N.27	at Butler	W	97-72
N.30	Illinois State ⁽²⁾	W	101-53
D.1	Northern Arizona ⁽²⁾	W	61-56
D.7	at Washington	L	73-85
D.9	vs. WASHINGTON ST.	W	64-37
D.16	LONG BEACH STATE	W	88-56
D.19	^{1/25} FLORIDA STATE	L	61-62
D.21	at Kent State	L	66-77
D.28	OHIO STATE*	W	64-52
D.30	at Michigan State*	W	50-47
J.3	at ^{12/13} Wisconsin*	L	54-74
J.10	at Penn State*	L	57-62
J.13	IOWA*	L	65-73
J.17	^{11/13} Purdue*	L	53-61
J.20	^{1/23} Michigan*	L	55-68
J.24	^{9/8} Wisconsin*	W	70-63
J.27	at ^{23/25} Minnesota*	L	65-70
J.31	at Ohio State*	W	85-72
F.3	Michigan State*	W	67-55
F.7	PENN STATE*	L	59-67
F.10	at ^{7/8} Purdue*	L	55-79
F.17	^{15/18} MINNESOTA*	W	73-63
F.21	at Illinois*	W	70-66
F.24	NORTHWESTERN*	W	74-52
M.1	vs. Iowa ⁽³⁾	W	78-76
M.3	vs. ^{7/7} Purdue ⁽³⁾	W	55-41
M.4	vs. ^{23/1} Penn State ⁽³⁾	W	75-72
M.15	vs. TCU ⁽⁴⁾	L	45-55

- 1 Stanford Tournament, Palo Alto, Calif.
- 2 Holiday Inn/Fazoli's Classic, Bloomington, Ind.
- 3 Big Ten Tournament, Indianapolis, Ind.
- 4 NCAA Tournament, Raleigh, N.C.

2002-03 13-15, 5-11 (8th)

Head Coach: Kathi Bennett

N.22	WOFFORD ⁽¹⁾	W	90-34
N.23	BALL STATE ⁽¹⁾	W	103-95
N.26	vs. E. Kentucky ⁽²⁾	W	61-49
N.27	vs. Nevada ⁽²⁾	L	56-68
D.3	at Florida State	L	47-58
D.7	GEORGETOWN	W	72-65
D.11	at North Texas	W	51-43
D.14	vs. ^{6/6} Purdue ⁽³⁾	L	51-53
D.21	South Florida	W	67-60
D.30	at Illinois State	W	71-64
J.2	at Illinois	L	58-63
J.9	Northwestern*	W	62-52
J.12	^{23/1} OHIO STATE*	W	54-50
J.16	at Michigan State*	L	44-70
J.19	at Michigan*	L	68-71
J.24	WISCONSIN*	L	58-69
J.26	MICHIGAN STATE*	L	53-64
J.30	at Iowa*	L	62-78
F.2	at ^{14/15} Penn State*	L	55-69
F.9	^{15/16} MINNESOTA*	L	56-59
F.13	IOWA*	W	89-68
F.16	at Wisconsin*	W	49-48
F.20	at Northwestern*	L	46-50
F.23	MICHIGAN*	L	64-75
F.27	^{11/12} PURDUE*	L	48-74
M.2	ILLINOIS*	W	85-82
M.6	vs. Wisconsin ⁽⁴⁾	W	52-51
M.7	vs. ^{14/15} Penn State ⁽⁴⁾	L	64-67

- 1 Hampton Inn/Fazoli's Classic, Bloomington, Ind.
- 2 Great Alaska Shootout, Anchorage, Alaska
- 3 Game vs. Purdue not counted as a Big Ten game
- 4 Big Ten Tournament, Indianapolis, Ind.

2003-04 12-17, 4-12 (9th)

Head Coach: Kathi Bennett

N.22	CORNELL ⁽¹⁾	W	75-41
N.23	NORTH TEXAS ⁽¹⁾	W	79-60
N.28	vs. Miss. St. ⁽²⁾	L	67-70
N.29	vs. Iowa State ⁽²⁾	L	59-75
D.5	at VCU	W	68-54
D.7	at Georgetown	W	72-62
D.12	MAINE	W	67-58
D.14	at NC State	L	91-93
D.20	ARKANSAS	L	70-78
D.22	WESTERN ILLINOIS	W	81-74 ^(OT)
D.31	at Ball State	W	71-62
J.2	at ^{23/22} Michigan State*	L	41-59
J.8	WISCONSIN*	W	60-39
J.10	at Michigan*	L	59-65
J.15	at Iowa*	L	65-72
J.18	NORTHWESTERN*	W	58-55 ^(OT)
J.22	at Illinois*	W	63-56
J.25	^{8/7} PURDUE*	L	47-71
J.29	at ^{14/13} Minnesota*	L	46-78
F.1	at Ohio State*	L	65-71
F.5	^{5/6} PENN STATE*	L	49-66
F.8	ILLINOIS*	L	52-64
F.12	at Northwestern*	L	36-48
F.15	IOWA*	L	69-78
F.19	MICHIGAN*	W	65-52
F.22	at Wisconsin*	L	62-66
F.29	^{22/21} MICHIGAN STATE*	L	51-60 ^(OT)
M.4	vs. Wisconsin ⁽³⁾	W	57-39
M.5	vs. ^{8/5/7} Penn St. ⁽³⁾	L	66-79

- 1 Indiana Classic, Bloomington, Ind.
- 2 Paradise Jam, St. Thomas, USVI
- 3 Big Ten Tournament, Indianapolis, Ind.

2004-05 10-18, 3-13 (9th)

Head Coach: Kathi Bennett

N.19	at ^{8/8} Baylor	L	47-60
N.27	vs. BELMONT ⁽¹⁾	W	56-26

N.28	vs. CENTRAL MICHIGAN ^{(1)W}	42-32	
D.1	at Arkansas	L	50-53
D.3	LOUISVILLE	W	61-57
D.6	at Indiana State	L	59-66
D.10	at Maine	W	67-59
D.12	at Boston U.	W	62-60
D.18	EASTERN MICHIGAN	W	56-42
D.22	VCU	W	63-41
D.30	at ^{18/19} Iowa*	L	51-62
J.2	at ^{12/12} Minnesota*	L	47-61
J.6	at ^{24/22} Purdue*	L	31-54
J.13	NORTHWESTERN*	W	53-42
J.16	PENN STATE*	L	44-65
J.20	^{3/4} Ohio State*	L	30-52
J.23	at Michigan*	L	61-63
J.27	at Illinois*	L	43-53
J.30	^{11/11} MICHIGAN STATE*	L	40-52
F.3	WISCONSIN*	W	71-66
F.6	at ^{2/3} Ohio State*	L	46-78
F.10	at ^{24/1} Penn State*	L	45-67
F.13	at Northwestern*	W	54-53
F.17	TEXAS A&M CC	L	49-59
F.20	PURDUE*	L	58-62 ^(OT)
F.24	^{15/15} Minnesota*	L	35-52
F.27	IOWA*	L	53-56
M.3	vs. Wisconsin ⁽²⁾	L	74-75 ^(2OT)

- 1 Hampton Inn Classic, Bloomington, Ind.
- 2 Big Ten Tournament, Indianapolis, Ind.

2005-06 19-14, 9-7 (6th)

Head Coach: Sharon Versyp

N.19	^{1/6} BAYLOR	L	62-74
N.23	^{13/15} NOTRE DAME	L	61-74
N.25	YOUNGSTOWN STATE ^{(1)W}	74-38	
N.26	BOWLING GREEN ⁽¹⁾	L	50-68
N.29	at Belmont	W	68-51
D.2	at Southern Illinois	W	64-59
D.4	at Louisville	L	67-72
D.7	at Eastern Michigan	W	70-64
D.10	vs. Boston University ^{(2)W}	62-54	
D.17	at Cincinnati	L	59-73
D.20	NORTH FLORIDA	W	68-46
D.29	IOWA*	W	65-53
J.1	at Penn State*	W	54-50
J.5	^{11/14} PURDUE*	L	56-61 ^(OT)
J.9	^{15/14} MINNESOTA*	L	64-69
J.12	at Northwestern*	W	69-56
J.19	at ^{7/7} Ohio State*	L	50-60
J.2	MICHIGAN*	W	69-44
J.26	ILLINOIS*	W	63-48
J.29	at ^{16/15} Michigan State*	L	59-65
F.2	at Wisconsin	W	71-64
F.5	^{7/7} OHIO STATE*	L	45-61
F.9	PENN STATE*	W	58-43
F.12	NORTHWESTERN*	W	60-46
F.19	at ^{10/10} Purdue*	W	63-61 ^(OT)
F.23	at ^{22/21} Minnesota*	L	58-65
F.6	at Iowa*	L	70-78
M.2	vs. Michigan ⁽³⁾	W	68-52
M.3	vs. ^{20/21} Minnesota ⁽³⁾	W	61-46
M.5	vs. ^{14/11} Purdue ⁽³⁾	L	41-67
M.18	RICE ⁽⁴⁾	W	67-57
M.20	at Indiana State ⁽⁴⁾	W	68-62
M.24	at Marquette ⁽⁴⁾	L	54-57

- 1 Hampton Inn Classic, Bloomington, Ind.
- 2 RCA Dome, Indianapolis, Ind.
- 3 Big Ten Tournament, Indianapolis, Ind.
- 4 WNIT, Bloomington, Ind., Terre Haute, Ind. & Milwaukee, Wis.

2006-07 19-14, 6-10 (9th)

Head Coach: Felisha Legette-Jack

N.10	vs. Wake Forest ⁽¹⁾	W	75-53
------	--------------------------------	---	-------

YEAR-BY-YEAR RESULTS

N. 12	at ^{21/24} Kentucky ⁽¹⁾	W	54-51
N. 15	Valparaiso	W	85-51
N. 19	Dayton	W	98-71
N. 24	vs. Wright State ⁽²⁾	W	73-52
N. 25	at Miami ⁽²⁾	L	70-79
N. 30	Evansville	W	83-80
D. 3	at Notre Dame	W	54-51
D. 6	at ^{7/22} Bowling Green	L	47-82
D. 10	at IPFW	W	69-68
D. 16	Southern Illinois	W	73-66
D. 18	Ball State	W	67-56
D. 21	Kansas	W	63-48
D. 28	at ^{21/20} Michigan State*	L	49-74
D. 31	MICHIGAN*	W	71-58
J. 4	^{19/18} MICHIGAN STATE*	L	56-64 ⁽⁰⁷⁾
J. 7	at Illinois*	W	71-64
J. 11	IOWA*	L	67-71
J. 14	at ^{13/13} Purdue*	L	51-73
J. 21	^{12/14} PURDUE*	L	58-81
J. 25	at ^{5/7} Ohio State*	L	62-72
J. 28	at Michigan*	L	63-65
F. 1	WISCONSIN*	W	83-56
F. 4	MINNESOTA*	W	69-65
F. 8	at Wisconsin*	L	53-60
F. 11	at Minnesota*	L	69-79
F. 18	ILLINOIS*	W	81-68
F. 22	NORTHWESTERN*	W	83-59
F. 25	at Penn State*	L	68-78
M. 1	vs. Iowa ⁽³⁾	W	67-53
M. 2	vs. ^{5/6} Ohio State ⁽³⁾	L	60-72
M. 19	IONA ⁽⁴⁾	W	74-71
M. 22	at South Dakota St. ⁽⁵⁾	L	53-60

- 1 Women's Sports Foundation Classic game Lexington, Ky.
- 2 Miami Holiday Tournament, Miami, Fla.
- 3 Big Ten Tournament, Indianapolis, Ind.
- 4 2nd Round WNIT, Bloomington, Ind.
- 5 3rd Round WNIT, Brookings, S.D.

2007-08		18-15, 10-8 (T-5th)	
Head Coach: Felisha Legette-Jack			
N. 9	ALBANY	W	67-59
N. 13	ARK.-PINE BLUFF	W	74-56
N. 17	at Ball State	W	76-71
N. 22	vs. Wake Forest ⁽¹⁾	L	53-55
N. 23	vs. Wichita State ⁽¹⁾	W	64-54
N. 24	vs. ^{11/9} Texas A&M ⁽¹⁾	L	48-60
N. 30	^{21/22} FLORIDA STATE ⁽²⁾	L	78-85
D. 5	at Dayton	L	59-67
D. 9	at Kansas	L	61-69
D. 16	BOWLING GREEN	W	75-67
D. 20	at Cincinnati	W	66-59
D. 22	^{13/13} WEST VIRGINIA	W	79-66
D. 31	at Northwestern*	W	84-53
J. 3	PURDUE*	L	49-55
J. 6	ILLINOIS*	W	70-62
J. 10	at ^{19/19} Ohio State*	L	59-71
J. 14	at Purdue*	W	66-54
J. 17	MINNESOTA*	W	80-77 ⁽²⁰⁷⁾
J. 20	at Michigan State*	W	70-56
J. 24	at Michigan*	L	54-65
J. 31	WISCONSIN*	W	86-62
F. 3	at Iowa*	L	65-81
F. 7	NORTHWESTERN*	W	74-58
F. 10	at Illinois*	L	62-73
F. 14	MICHIGAN STATE*	L	68-72
F. 17	MICHIGAN*	W	74-65
F. 20	at Wisconsin*	L	51-81
F. 25	^{18/22} OHIO STATE*	W	69-61 ⁽²⁰⁷⁾
F. 28	at Minnesota*	L	54-69
M. 2	PENN STATE*	W	79-67
M. 6	vs. Northwestern ⁽³⁾	W	74-52

M. 7	vs. Purdue ⁽³⁾	L	54-64
M. 22	at James Madison ⁽⁴⁾	L	81-86

- 1 Paradise Jam, St. Thomas, USVI
- 2 ACC/Big Ten Challenge, Bloomington, Ind.
- 3 Big Ten Tournament, Indianapolis, Ind.
- 4 2nd Round WNIT, Harrisonburg, Va.

2008-09		21-11, 11-7 (T-5th)	
Head Coach: Felisha Legette-Jack			
N. 14	BALL STATE ⁽¹⁾	W	84-68
N. 16	#22/- XAVIER ⁽¹⁾	L	59-62
N. 22	at Middle Tennessee St. ⁽¹⁾	L	59-65
N. 25	at Missouri	W	63-54
N. 28	vs. Radford ⁽²⁾	W	74-47
N. 29	at Saint Mary's ⁽²⁾	W	80-63
D. 5	at Miami ⁽³⁾	W	69-54
D. 9	BUTLER	W	63-41
D. 13	at West Virginia	W	77-73
D. 20	NORTHWESTERN*	W	81-57
D. 29	at Michigan State*	W	62-48
J. 4	IOWA*	W	76-54
J. 8	at Minnesota*	L	62-70
J. 11	at Penn State*	W	84-77
J. 15	WISCONSIN*	W	64-61
J. 19	PURDUE*	W	71-57
J. 22	at Michigan*	W	60-50
J. 25	at Illinois*	L	52-61
J. 29	PENN STATE*	W	65-55
F. 1	at ^{15/14} Ohio State*	L	51-59
F. 5	at Iowa*	L	67-69
F. 8	ILLINOIS*	L	59-66
F. 12	MICHIGAN STATE*	L	65-71 ⁽⁰⁷⁾
F. 16	at Wisconsin*	W	67-61 ⁽⁰⁷⁾
F. 19	at Northwestern*	W	85-67
F. 22	^{20/17} OHIO STATE*	L	67-79
M. 1	MICHIGAN*	W	67-61
M. 5	vs. Michigan ⁽⁴⁾	W	68-50
M. 6	vs. Purdue ⁽⁴⁾	L	64-68
M. 22	DAYTON ⁽⁵⁾	W	59-57
M. 26	at Bowling Green ⁽⁵⁾	W	75-67
M. 29	at Illinois State ⁽⁵⁾	L	55-66

- 1 Preseason WNIT, Bloomington, Ind. & Murfreesboro, Tenn.
- 2 Hilton Concord Classic, Moraga, Calif.
- 3 ACC/Big Ten Challenge, Miami, Fla.
- 4 Big Ten Tournament, Indianapolis, Ind.
- 5 WNIT, Bloomington, Ind., Bowling Green, Ohio, Normal, Ill.

2009-10		14-16, 7-11 (T-10th)	
Head Coach: Felisha Legette-Jack			
N. 13	at Memphis	W	78-74
N. 15	IUPUI	W	75-52
N. 18	CINCINNATI	W	64-57
N. 22	MISSOURI	L	71-76
N. 26	vs. ^{15/18} Virginia ⁽¹⁾	L	79-84
N. 27	vs. Charlotte ⁽¹⁾	W	72-61
D. 3	^{12/9} FLORIDA STATE ⁽²⁾	L	74-82
D. 6	at ^{29/21} Michigan State	W	68-63
D. 9	UT MARTIN	W	80-46
D. 13	at Saint Louis	W	74-61
D. 19	at Cleveland State	L	75-77 ⁽⁰⁷⁾
D. 22	TOLEDO	W	73-63
D. 31	at Purdue*	L	66-76
J. 3	^{16/24} MICHIGAN STATE*	L	44-53
J. 7	ILLINOIS*	W	50-48
J. 10	at Penn State*	L	71-77 ⁽⁰⁷⁾
J. 14	MICHIGAN*	W	62-60
J. 17	at ^{5/5} Ohio State*	L	64-81
J. 21	NORTHWESTERN*	W	61-55
J. 24	at Michigan*	L	56-70
J. 28	WISCONSIN*	L	47-55
J. 31	^{4/6} OHIO STATE*	W	67-62
F. 7	at Illinois*	W	67-54

F. 11	IOWA*	L	67-71
F. 14	at Wisconsin*	L	58-66
F. 18	at Northwestern*	L	73-78 ⁽⁰⁷⁾
F. 21	MINNESOTA*	L	50-59
F. 25	at Iowa*	L	64-76
F. 28	PENN STATE*	W	77-68
M. 4	vs. Illinois ⁽³⁾	L	53-59

- 1 Junkanoo Jam, Bimini, Bahamas
- 2 ACC/Big Ten Challenge, Bloomington, Ind.
- 3 Big Ten Tournament, Indianapolis, Ind.

Rankings: AP/Coaches
AP Rankings only from 1976-1985
AP and Coaches Poll from 1985-present

2010-11		9-20, 3-13 (10th)	
Head Coach: Felisha Legette-Jack			
N. 12	at Ball State	W	81-66
N. 15	ST. BONAVENTURE	W	50-44
N. 18	MEMPHIS	L	71-80
N. 21	at ^{18/18} Georgia	L	51-84
N. 24	SAINT LOUIS	L	58-69
N. 28	CLEVELAND STATE	W	66-56
D. 2	at Clemson ⁽¹⁾	W	65-51
D. 5	#24/19 NEBRASKA ⁽²⁾	W	67-61
D. 9	MIAMI (OH)	L	61-67
D. 12	at Toledo	L	52-56
D. 18	at FIU	W	64-60
D. 21	at FGCU	L	69-73
D. 30	NORTHWESTERN*	W	71-69
J. 2	at Minnesota*	W	80-79 ⁽⁰⁷⁾
J. 5	at ^{20/21} Ohio State*	L	65-83
J. 9	PURDUE*	L	50-55
J. 13	ILLINOIS*	L	67-74
J. 16	at ^{16/21} Iowa*	L	51-71
J. 20	^{12/12} MICHIGAN STATE*	L	55-69
J. 23	at Penn State*	L	69-82
J. 30	at Purdue*	L	57-71
F. 3	MINNESOTA*	L	59-65
F. 6	WISCONSIN*	L	49-75
F. 10	at Illinois*	W	59-52
F. 13	^{23/23} PENN STATE*	W	77-80
F. 16	at Michigan*	L	76-88
F. 23	at Wisconsin*	L	57-65
F. 27	IOWA*	L	79-93
M. 3	vs. Purdue ⁽³⁾	L	62-66

- 1 ACC/Big Ten Challenge, Clemson, S.C.
- 2 Big Ten/Big 12 Challenge, Bloomington, Ind.
- 3 Big Ten Tournament, Indianapolis, Ind.

2011-12		6-24, 1-15 (12th)	
Head Coach: Felisha Legette-Jack			
N. 11	at Central Arkansas	L	46-58
N. 14	MURRAY STATE	W	70-67
N. 18	at Belmont	W	63-52
N. 22	at Miami (OH)	L	72-77
N. 25	TOLEDO	L	58-69
D. 1	at Virginia ⁽¹⁾	L	49-65

YEAR-BY-YEAR RESULTS

D. 4	OKLAHOMA STATE ⁽²⁾	L	72-83
D. 7	at St. Bonaventure	L	45-65
D. 11	at IUPUI	W	65-64
D. 17	NORTHERN ILLINOIS	L	59-60
D. 20	vs. Pittsburgh ⁽³⁾	L	72-77 ^(0T)
D. 21	vs. Colorado State ⁽³⁾	W	47-39
D. 27	TEXAS A&M CC	W	80-58
D. 30	MICHIGAN STATE*	L	49-63
J. 2	at Minnesota*	L	43-84
J. 5	at ^{19/} Nebraska*	L	48-62
J. 8	NORTHWESTERN*	L	61-69
J. 12	at Michigan State*	L	47-67
J. 19	^{13/18} PURDUE*	L	60-82
J. 22	at Michigan*	L	48-66
J. 26	^{9/9} OHIO STATE*	L	55-73
J. 29	at Northwestern*	L	61-68
F. 2	at ^{19/21} Penn State*	L	44-76
F. 5	IOWA*	L	64-83
F. 12	ILLINOIS*	L	60-61
F. 16	at ^{3/11} Ohio State*	L	54-75
F. 19	MICHIGAN*	L	48-61
F. 23	WISCONSIN*	W	62-60
F. 26	at ^{22/} Purdue*	L	58-90
M. 1	vs. Michigan State ⁽⁴⁾	W	68-97

- 1 Big Ten/ACC Challenge, Charlottesville, Va.
- 2 Big 12/Big Ten Challenge, Bloomington, Ind.
- 3 Caribbean Classic, Cancun, Mexico
- 4 Big Ten Tournament, Indianapolis, Ind.

2012-2013 11-19, 2-14 (12th)

Head Coach: Curt Miller

N. 9	at Valparaiso	L	52-64
N. 12	at Murray State	W	63-62
N. 16	INDIANA STATE	W	60-48
N. 19	at Texas A&M CC	W	58-47
N. 23	IUPUI	W	60-49
N. 26	IPFW	W	64-47
N. 28	CLEMSON ⁽¹⁾	W	52-49
D. 2	CLEVELAND STATE	L	58-69
D. 4	BELMONT	L	54-58
D. 9	at Butler	L	56-59
D. 16	SIU-EDWARDSVILLE	W	72-56
D. 21	XAVIER	W	66-55
D. 31	UIC	W	81-59
J. 3	at Michigan*	L	48-65
J. 6	NORTHWESTERN*	W	68-64
J. 10	^{23/} NEBRASKA*	L	38-67
J. 17	at Ohio State*	L	45-68
J. 20	MICHIGAN STATE*	L	46-56
J. 24	^{23/} MICHIGAN*	L	43-61
J. 28	at Northwestern*	L	39-53
J. 31	at ^{14/11} Purdue*	L	42-59
F. 3	OHIO STATE*	L	56-70
F. 7	^{8/9} PENN STATE*	L	54-76
F. 10	at Wisconsin*	L	53-65
F. 13	at Michigan State*	L	42-72
F. 20	^{22/21} PURDUE*	W	62-61
F. 23	at Illinois*	L	60-73
F. 28	at Iowa*	L	70-75
M. 3	MINNESOTA*	L	53-59
M. 7	vs. Michigan ⁽²⁾	L	40-67

- 1 ACC/Big Ten Challenge
- 2 Big Ten Tournament (Hoffman Estates, Ill.)

2013-2014 2-13, 5-11 (T-8th)

Head Coach: Curt Miller

N. 9	OAKLAND	W	85-55
N. 12	at IPFW	W	85-80
N. 15	at Indiana State	W	57-54
N. 18	CENTRAL ARKANSAS	W	80-53
N. 23	BUTLER	W	84-69

N. 25	SAINT LOUIS	W	85-69
D. 1	USC UPSTATE	W	87-38
D. 4	VIRGINIA TECH ⁽¹⁾	W	71-65
D. 8	at Morehead State	W	77-54
D. 11	MILWAUKEE	W	87-68
D. 15	at IUPUI	W	51-45
D. 21	at Cleveland State	W	107-73
D. 29	at Xavier	W	62-55
J. 2	^{22/23} IOWA*	W	86-84
J. 11	OHIO STATE*	L	51-70
J. 15	at Wisconsin*	L	60-65
J. 17	at ^{22/19} Purdue*	L	53-86
J. 19	MINNESOTA*	W	83-78 ^(0T)
J. 22	at ^{13/13} Penn State*	L	52-65
J. 25	at Iowa*	L	75-84
J. 30	NORTHWESTERN*	L	52-58
F. 2	at Illinois*	W	77-58
F. 8	WISCONSIN*	W	76-69
F. 13	^{11/11} PENN STATE*	L	63-71
F. 16	at ^{27/19} Nebraska*	L	61-76
F. 19	MICHIGAN*	L	58-70
F. 22	ILLINOIS*	W	79-61
F. 27	at Minnesota*	L	62-73
M. 2	at ^{21/} Michigan State*	L	56-76
M. 6	vs. Michigan ⁽²⁾	L	57-82
M. 20	BELMONT ⁽³⁾	W	48-47
M. 22	MARQUETTE ⁽³⁾	W	72-69
M. 27	NORTHWESTERN ⁽³⁾	W	66-65
M. 30	at South Dakota State ⁽³⁾	L	64-76

- 1 ACC/Big Ten Challenge, Bloomington, Ind.
- 2 Big Ten Tournament, Indianapolis, Ind.
- 3 WNIT, Bloomington, Ind. & Brookings, S.D.

2014-2015 15-16, 4-14 (12th)

Head Coach: Teri Moren

N. 15	GARDNER-WEBB	W	115-54
N. 18	VALPARAISO	W	81-49
N. 21	MOREHEAD STATE	W	98-57
N. 23	INCARNATE WORD	W	85-49
N. 26	EAST TENNESSEE STATE	W	97-69
N. 30	INDIANA STATE	L	61-65 ^(0T)
D. 3	at Boston College ⁽¹⁾	W	76-67
D. 7	IUPUI	W	68-55
D. 10	IPFW	W	80-37
D. 14	at Milwaukee	W	82-56
D. 20	at Oakland	W	88-61
D. 28	^{17/18} RUTGERS*	L	51-66
D. 31	^{24/} MICHIGAN STATE*	W	70-51
J. 4	at Purdue*	L	64-86
J. 8	OHIO STATE*	L	49-103
J. 11	WISCONSIN*	W	69-52
J. 18	at ^{23/} Minnesota*	L	61-65
J. 22	at Penn State*	L	75-79
J. 25	^{7/6} MARYLAND*	L	74-84
J. 28	at Michigan State*	L	57-72
F. 2	PURDUE*	W	72-55
F. 5	NORTHWESTERN*	L	69-75
F. 8	at Ohio State*	L	70-78
F. 11	ILLINOIS*	W	85-58
F. 15	at ^{14/13} Iowa*	L	64-81
F. 18	at Michigan*	L	52-68
F. 21	^{21/20} NEBRASKA*	L	64-67
F. 26	at ^{5/5} Maryland*	L	72-83
M. 1	at ^{20/18} Rutgers*	L	60-71
M. 4	vs. Penn State ⁽²⁾	W	68-63
M. 5	vs. ^{23/22} Rutgers ⁽²⁾	L	52-63

- 1 ACC/Big Ten Challenge, Boston, Mass.
- 2 Big Ten Tournament, Hoffman Estates, Ill.

Rankings: AP/Coaches
AP Rankings only from 1976-1985

AP and Coaches Poll from 1985-present

2015-2016 2-12, 12-6 (4th)

NCAA Tournament
Head Coach: Teri Moren

N. 13	TENNESSEE STATE ⁽¹⁾	W	88-56
N. 17	^{24/} CHATTANOOGA ⁽¹⁾	W	54-43
N. 19	at #-/19 DePaul ⁽¹⁾	L	69-84
N. 24	at IPFW	W	79-72
N. 27	vs. Ohio ⁽²⁾	L	56-63
N. 28	vs. Austin Peay ⁽²⁾	W	90-58
D. 2	GEORGIA TECH ⁽³⁾	W	69-60
D. 8	at Indiana State	W	53-50
D. 11	SAMFORD	W	65-56
D. 20	vs. ^{24/} Miami (Fla.) ⁽⁴⁾	L	75-89
D. 21	vs. West Virginia ⁽⁴⁾	L	64-75
D. 28	YALE	W	76-60
D. 31	at Wisconsin*	L	69-73
J. 3	MICHIGAN*	W	77-69 ^(0T)
J. 7	at ^{5/5} Ohio State*	L	70-97
J. 10	at Purdue*	L	53-63
J. 13	^{18/18} MICHIGAN STATE*	W	81-65
J. 17	at Minnesota*	L	76-78
J. 20	ILLINOIS*	W	68-66
J. 24	at ^{2/2} Northwestern*	W	91-84
J. 27	RUTGERS*	W	64-48
J. 30	at ^{5/5} Maryland*	L	63-86
F. 4	IOWA*	W	79-74
F. 7	NEBRASKA*	W	59-47
F. 10	at Illinois*	W	80-68
F. 14	WISCONSIN*	W	67-57
F. 18	MINNESOTA*	W	93-79
F. 21	at Iowa*	L	73-76
F. 24	at Nebraska*	W	79-68
F. 27	PENN STATE*	W	76-55
M. 4	vs. Northwestern ⁽⁵⁾	L	73-79
M. 19	vs. Georgia ⁽⁶⁾	W	62-58
M. 21	at ^{2/2} Notre Dame ⁽⁶⁾	L	70-87

- 1 Preseason WNIT, Bloomington, Ind. & Chicago, Ill.
- 2 Vanderbilt Thanksgiving Tournament, Nashville, Tenn.
- 3 Big Ten/ACC Challenge, Bloomington, Ind.
- 4 Florida Sunshine Classic, Orlando, Fla.
- 5 Big Ten Tournament, Indianapolis, Ind.
- 6 NCAA Tournament, Notre Dame, Ind.

2016-2017 2-3, 11-10-6 (4th)

YEAR-BY-YEAR RESULTS

Head Coach: Teri Moren

N.11	PRESBYTERIAN	W	71-37
N.13	VANDERBILT	W	94-61
N.17	at Chattanooga	W	79-76
N.19	at Western Kentucky	L	74-85
N.23	UMASS LOWELL	W	79-45
N.27	at Auburn	L	67-71
D.1	at NC State (1)	L	70-84
D.6	at North Texas	W	94-64
D.8	NORTHERN KENTUCKY	W	100-49
D.11	VALPARAISO	W	87-58
D.17	OAKLAND	W	84-59
D.20	vs. Florida (2)	W	102-88
D.21	vs. Stony Brook (2)	W	74-60
D.28	at Penn State*	W	89-70
D.31	vs. 14/12 OHIO STATE*	L	82-92
J.4	MINNESOTA*	W	78-62
J.10	at Michigan*	L	74-78
J.14	at Northwestern*	L	67-80
J.19	PURDUE*	W	74-60
J.23	PENN STATE*	W	72-66
J.29	WISCONSIN*	W	78-54
F.2	at Michigan State*	L	60-69
F.5	3/3 MARYLAND*	L	56-92
F.8	at Rutgers*	W	63-52
F.11	NORTHWESTERN*	W	66-38
F.16	20/20 MICHIGAN*	W	72-61
F.19	at Nebraska*	L	64-67
F.22	IOWA*	W80-77(07)	
F.25	at Illinois*	W	74-60
M.3	vs. Purdue (3)	L	60-66
M.16	vs. BALL STATE (4)	W	71-58
M.19	vs. SAINT LOUIS (4)	W	71-53
M.23	vs. SMU (4)	W	64-44
M.26	vs. Villanova (4)	L	57-69

- 1 ACC/Big Ten Challenge, Raleigh, N.C.
- 2 Florida Sunshine Classic, Winter Park, Fla.
- 3 Big Ten Tournament, Indianapolis, Ind.
- 4 WNIT, Bloomington, Ind.

2017-18 23-14, 9-7 (7th)

Head Coach: Teri Moren

WNIT CHAMPIONS

N.11	ARKANSAS STATE	W	93-51
N.14	SOUTHERN	W	64-49
N.17	WESTERN KENTUCKY	W	73-71
N.20	CHATTANOOGA	L	61-64
N.24	vs. UAB (1)	W	71-63
N.25	at Saint Mary's (1)	L	82-88
N.30	4/5 LOUISVILLE (2)	L	59-72
D.3	AUBURN	L	53-65
D.5	NORTH TEXAS	W	68-63
D.9	at Northern Kentucky	W	67-56
D.17	vs. 16/17 Missouri (3)	L	55-75
D.18	vs. Virginia (3)	L	72-82(07)
D.21	at Yale	W	72-68
D.28	MICHIGAN STATE*	L	46-68
D.31	at No. 12/12 Ohio State*	L	70-85
J.3	at Penn State*	L	74-77
J.6	PURDUE*	W	72-54
J.10	at 23/20 Michigan	L	79-84
J.13	10/10 OHIO STATE*	L	62-77
J.16	at 14/11 Maryland*	L	70-74
J.20	at Michigan State*	W	69-65
J.24	WISCONSIN*	W	69-55
J.27	RUTGERS*	W	64-58
F.4	NORTHWESTERN*	W	78-73
F.8	ILLINOIS*	W	70-54
F.12	at Purdue*	W	52-44
F.17	NEBRASKA*	W	83-75
F.20	at Minnesota*	W	82-70
F.24	at Iowa*	L	62-75
M.1	vs. Michigan St (4)	W	

11-109(07)

M.2	vs. 17/17 Maryland (4)	L	54-67
M.15	vs. UT Martin (5)	W	74-50
M.18	vs. Milwaukee (5)	W	74-54
M.22	vs. Purdue (2)	W	73-51
M.25	vs. UC Davis (5)	W	81-66
M.28	vs. TCU (5)	W	71-58
M.31	vs. Virginia Tech (5)	W	65-57

- 1 Hilton Concord Classic, Moraga, Calif.
- 2 Big Ten/ACC Challenge, Bloomington, Ind.
- 3 West Palm Invite West Palm Beach, Fla.
- 4 Big Ten Tournament, Indianapolis, Ind.
- 5 WNIT, Bloomington, Ind.

2018-19 21-13, 8-10 (10th)

Head Coach: Teri Moren

NCAA Tournament

N.7	MILWAUKEE	W	68-66
N.11	at Oakland	W	59-32
N.18	NORTH FLORIDA	W	75-52
N.21	FLORIDA	W	83-64
N.25	NORTHERN ILLINOIS	W	91-73
N.28	at Wake Forest (1)	W	87-73
D.2	at UCLA	W	67-65
D.5	BUTLER	W	66-46
D.9	MISSOURI STATE	W	98-74
D.19	vs. Loyola Marymount (2)W	67-43	
D.20	vs. Grambling State (2)	L	62-65
D.21	vs. RW/RV South Dakota	W	68-60
D.28	at Illinois*	W	85-83(07)
D.31	PENN STATE*	W	83-75
J.6	15/17 MICHIGAN ST.*	W	68-64
J.10	at Ohio State*	L	50-55
J.13	at Wisconsin*	W	75-68
J.16	NORTHWESTERN*	L	69-75
J.20	at Purdue*	L	53-56
J.24	MICHIGAN*	W	70-60
J.27	11/10 MARYLAND*	L	56-76
J.31	at Rutgers*	L	64-69
F.3	at Nebraska*	W	82-78
F.6	MINNESOTA*	L	61-65
F.11	at 24/21 Michigan State*	L	61-77
F.14	at Michigan*	L	58-67
F.18	RW/24 RUTGERS*	L	61-69
F.21	10/10 IOWA*	W	75-73
F.26	at Northwestern*	L	49-69
M.3	PURDUE	W	73-51
M.7	MINNESOTA (3)	W	66-58
M.8	10/10 IOWA (3)	L	61-70
M.22	23/RV Texas (4)	W	69-65
M.24	7/7 Oregon (4)	L	68-91

- 1 ACC/Big Ten Challenge, Winston-Salem, N.C.
- 2 Puerto Rico Classic, Guaynabo, Puerto Rico
- 3 Big Ten Tournament, Indianapolis, Ind.
- 4 NCAA Tournament, Eugene, Ore.

2019-20 24-8, 13-5 (4th)

Head Coach: Teri Moren

N.7	MOUNT ST. MARY'S	W	q75-52
N.10	NICHOLLS STATE	W	111-47
N.17	JACKSON STATE	W	91-51
N.22	at Florida	W	73-49
N.28	5/6 South Carolina (1)	W	71-57
N.29	2/2 Baylor (1)	L	62-77
N.30	Washington State (1)	W	78-44
D.4	at Miami (FL) (2)	W	58-45
D.7	NORTH FLORIDA	W	72-45
D.11	at Butler	W	64-53
D.15	YOUNGSTOWN STATE	W	93-56
D.22	10/10 UCLA	L	58-68
D.28	MICHIGAN STATE*	W	79-67
D.31	at Rutgers*	W	66-56
J.6	ILLINOIS*	W	83-42
J.9	PURDUE*	W	66-48

J.12	at Iowa*	L	85-91(07)
J.16	NORTHWESTERN*	L	69-71(07)
J.20	at 20/17 Maryland*	L	62-76
J.23	at Penn State	W	76-60
J.27	MINNESOTA*	W	65-52
J.30	WISCONSIN*	W	75-65(07)
F.3	at Purdue*	W	66-54
F.6	13/12 MARYLAND*	L	69-79
F.9	at Nebraska*	W	57-53
F.13	at Illinois*	W	59-54
F.16	OHIO STATE*	L	76-80
F.22	at Minnesota*	W	75-69
F.27	NEBRASKA*	W	81-53
M.1	at Michigan*	W	78-60
M.6	vs. Rutgers (3)	W	78-60
M.7	6/6 Maryland (3)	L	51-66

- 1 Paradise Jam (St. Thomas, USVI)
- 2 Big Ten/ACC Challenge (Miami, Fla.)
- 3 Big Ten Tournament (Indianapolis, Ind.)

YEAR-BY-YEAR RESULTS

2020-21 18-4, 16-2 (2nd)

NCAA Tournament Elite Eight

Head Coach: Teri Moren

N. 25	EASTERN KY	W	100-51
D. 3	SAMFORD	W	71-26
D. 6	at ^{12/22} Kentucky	L	68-72
D. 17	TENNESSEE	L	58-66
D. 20	NEBRASKA*	W	81-45
D. 23	at Minnesota*	W	75-54
D. 31	ILLINOIS*	W	79-56
J. 4	at ^{14/14} Maryland*	L	80-84
J. 7	at Penn State*	W	85-64
J. 10	WISCONSIN*	W	74-49
J. 14	at Purdue*	W	66-45
J. 24	at ^{21/22} Northwestern*	W	74-61
J. 28	^{14/11} OHIO STATE*	L	70-78
J. 31	MICHIGAN STATE*	W	79-67
F. 7	at Iowa*	W	85-72
F. 10	PENN STATE*	W	90-65
F. 14	at Illinois*	W	58-50
F. 18	^{11/11} MICHIGAN*	W	70-65
F. 24	at Wisconsin*	W	77-49
F. 27	at ^{15/14} OHIO STATE*	W	87-75
M. 3	IOWA*	W	89-80
M. 6	PURDUE*	W	74-59
M. 11	Michigan State ⁽¹⁾	L	61-69
M. 22	VCU ⁽²⁾	W	63-32
M. 24	Belmont ⁽²⁾	W	70-48
M. 27	NC State ⁽²⁾	W	73-70
M. 29	Arizona ⁽²⁾	L	53-66

1 Big Ten Tournament, Indianapolis, Ind.
2 NCAA Tournament, San Antonio, Texas

2021-22 24-9, 11-5 (5th)

NCAA Tournament Sweet Sixteen

Head Coach: Teri Moren

N. 10	at Butler	W	86-63
N. 14	^{13/13} KENTUCKY	W	88-67
N. 16	NORFOLK STATE	W	72-42
N. 20	at Quinnipiac	W	67-59
N. 25	^{7/5} Stanford ⁽¹⁾	L	66-69
N. 27	vs. Miami (FL) ⁽¹⁾	W	53-51
D. 2	^{2/3} NC STATE ⁽²⁾	L	58-66
D. 6	PENN STATE*	W	70-40
D. 9	FAIRFIELD	W	91-58
D. 12	at ^{20/21} Ohio State*	W	86-66
D. 19	WESTERN MICHIGAN	W	67-57
D. 23	SOUTHERN ILLINOIS	W	70-37
J. 2	^{6/8} MARYLAND*	W	70-63
J. 5	at Wisconsin*	W	76-53
J. 13	NEBRASKA*	W	72-65
J. 16	at Purdue*	W	73-68
J. 31	at ^{6/7} Michigan*	L	50-65
F. 3	MINNESOTA*	W	80-70
F. 6	PURDUE*	W	64-57
F. 9	at Illinois*	W	93-61
F. 12	MICHIGAN STATE*	W	76-58
F. 14	at Nebraska*	L	55-72
F. 17	NORTHWESTERN*	W	69-58
F. 19	IOWA*	L	91-96
F. 21	at ^{22/25} Iowa*	L	82-88
F. 25	at Maryland*	L	64-67
M. 3	Rutgers ⁽³⁾	W	66-54
M. 4	^{14/12} Maryland ⁽³⁾	W	62-51
M. 5	^{13/16} Ohio State ⁽³⁾	W	70-62
M. 6	^{12/18} Iowa ⁽³⁾	L	67-74
M. 19	Charlotte ⁽⁴⁾	W	85-51
M. 21	Princeton ⁽⁴⁾	W	56-55
M. 26	Connecticut ⁽⁵⁾	L	58-75

1 Baha Mar Pink Flamingo Classic (Nassau, Bahamas)
2 Big Ten/ACC Challenge (Bloomington, Ind.)
3 Big Ten Tournament (Indianapolis, Ind.)
4 NCAA Tournament First and Second Rounds

(Bloomington, Ind.)
5 NCAA Regional Semifinal (Bridgeport, Conn.)

2022-23 28-4, 16-2 (1st)

Big Ten Regular Season Champions

NCAA Tournament Second Round

Head Coach: Teri Moren

N. 8	Vermont	W	86-49
N. 11	UMass Lowell	W	93-37
N. 14	at 11/4 Tennessee	W	79-67
N. 17	Bowling Green	W	96-61
N. 20	Quinnipiac	W	92-55
N. 25	Auburn ⁽¹⁾	W	96-81
N. 26	Memphis ⁽¹⁾	W	79-64
D. 1	^{6/6} North Carolina ⁽²⁾	W	87-63
D. 4	ILLINOIS*	W	65-61
D. 8	at Penn State*	W	67-58
D. 18	Morehead State	W	87-24
D. 21	Butler	W	67-50
D. 29	at Michigan State*	L	78-83
J. 1	NEBRASKA*	W	74-62 ⁽⁰⁷⁾
J. 8	at Northwestern*	W	72-50
J. 12	^{9/11} MARYLAND*	W	68-61
J. 15	WISCONSIN*	W	93-56
J. 18	at ^{21/24} Illinois*	W	83-72
J. 23	at ^{14/16} Michigan*	W	92-83
J. 26	^{2/5} OHIO STATE*	W	78-65
J. 29	RUTGERS*	W	91-68
F. 1	at Minnesota*	W	77-54
F. 5	at Purdue*	W	69-46
F. 9	^{5/6} IOWA*	W	87-78
F. 13	at ^{13/12} Ohio State*	W	83-59
F. 16	^{12/13} MICHIGAN*	W	68-52
F. 19	PURDUE*	W	83-60
F. 26	at ^{6/6} Iowa*	L	85-86
M. 3	Michigan State ⁽³⁾	W	94-85
M. 4	^{14/14} Ohio State ⁽³⁾	L	75-79
M. 18	Tennessee Tech ⁽⁴⁾	W	77-47
M. 20	Miami (FL) ⁽⁴⁾	L	68-70

1 Las Vegas Invitational (Las Vegas, Nev.)
2 Big Ten/ACC Challenge (Bloomington, Ind.)
3 Big Ten Tournament (Minneapolis, Minn.)
4 NCAA Tournament First and Second Rounds (Bloomington, Ind.)

Rankings: AP/Coaches

AP Rankings only from 1976-1985

AP and Coaches Poll from 1985-present

HOOSIER HONOR ROLL

ALL-BIG TEN

1981	Sue Hodges	1st Team
	Denise Jackson	1st Team
1982	Rachelle Bostic	1st Team
1983	Denise Jackson	1st Team
1984	Denise Jackson	1st Team
	Rachelle Bostic	2nd Team
1985	Karna Abram	1st Team
	Cindy Bumgarner	2nd Team
1986	Karna Abram	1st Team
	Cindy Bumgarner	1st Team
1987	Karna Abram	1st Team
	Cindy Bumgarner	HM
1988	Cindy Bumgarner	2nd Team
	Rosie Carlton	HM
1989	Pam Fritz	2nd Team
	Ann Mooney	2nd Team
	Zandrea Jefferies	HM
1990	Zandrea Jefferies	2nd Team
1991	Zandrea Jefferies	2nd Team
	Pam Owens	HM
1992	Tisha Hill	HM
1994	Shirley Bryant	HM
1995	Shirley Bryant	2nd Team
	Lisa Furlin	HM
1996	Lisa Furlin	HM
	Jenny Dittfach	HM
1997	Quacy Barnes	3rd Team
	Kristi Green	HM
1998	Quacy Barnes	1st Team
	Kristi Green	2nd Team
1999	Cindy Kerns	HM
	Jill Chapman	HM
2000	Jill Chapman	HM
	Heather Cassady	HM
2001	Jill Chapman	1st Team
	Heather Cassady	2nd Team
2002	Jill Chapman	1st Team
	Heather Cassady	2nd Team
	Erin McGinnis	HM
2004	Jenny DeMuth	2nd Team
	Cyndi Valentin	HM
2005	Cyndi Valentin	HM
2006	Cyndi Valentin	1st Team
	Jenny DeMuth	2nd Team (C)
		3rd Team (M)
2007	Sarah McKay	3rd Team (C)
		HM (M)
2008	Jamie Braun	2nd Team
	Whitney Thomas	2nd Team (M)
		3rd Team (C)
2009	Jamie Braun	2nd Team (C)
		3rd Team (M)
	Amber Jackson	HM
	Whitney Thomas	2nd Team

2010	Jori Davis	2nd Team
	Jamie Braun	3rd Team (M)
		HM (C)
2011	Jori Davis	2nd Team
2013	Aulani Sinclair	HM (M)
2014	Larryn Brooks	2nd Team
2016	Tyra Buss	1st Team
	Amanda Cahill	2nd Team (M)
		HM (C)
2017	Tyra Buss	1st Team
	Amanda Cahill	2nd Team
	Alexis Gassion	HM
2018	Tyra Buss	1st Team
	Amanda Cahill	2nd Team
2019	Ali Patberg	2nd Team
	Jaelynn Penn	2nd Team (C)
		HM (M)
	Brenna Wise	HM (M)
2020	Ali Patberg	1st Team
	Grace Berger	1st Team (C)
		2nd Team (M)
	Jaelynn Penn	HM (M)
2021	Mackenzie Holmes	1st Team
	Grace Berger	1st Team
	Ali Patberg	2nd Team
	Aleksa Gulbe	HM (M)
2022	Grace Berger	1st Team
	Nicole Cardaño-Hillary	2nd Team (C)
	Aleksa Gulbe	2nd Team
	Mackenzie Holmes	2nd Team
	Ali Patberg	HM
	Nicole Cardaño-Hillary	HM (M)
2023	Grace Berger	1st Team
	Mackenzie Holmes	1st Team
	Chloe Moore-McNeil	2nd (M)
		HM (C)
	Sydney Parrish	HM
	Yarden Garzon	HM
	Sara Scalia	HM (M)

HM = Honorable Mention
(C) = Coaches Only
(M) = Media Only

ACADEMIC ALL-BIG TEN

1985	Pam Mack
1987	Karna Abram
1988	Nancy Cowan
	Ann Mooney
1989	Ann Mooney
1991	Courtney Cox
1992	Jenny Davis
1993	Jenny Davis
	Carrie Mount
1994	Lisa Furlin

HOOSIER HONOR ROLL

1995	Karen Redenbaugh Emma Urzua Lisa Furlin Karen Redenbaugh Emma Urzua	2014	Aulani Sinclair Nicole Bell Sasha Chaplin Kaila Hulls Andrea Newbauer
1996	Tatjana Vesel Quacy Barnes Lisa Furlin Tatjana Vesel	2015	Taylor Agler Nicole Bell Claire Jakubicek Lyndsay Leikem
1997	Quacy Barnes Kristi Green Kristin Miller Tatjana Vesel	2016	Tyra Buss Amanda Cahill Alexis Gassion Lyndsay Leikem Jess Walter
1998	Kristi Green Kristin Miller	2017	Tyra Buss Amanda Cahill Alexis Gassion Tia Elbert
1999	Kristi Green Kristin Miller	2018	Tyra Buss Amanda Cahill Bre Wickware Grace Withrow
2000	Heather Cassady	2019	Alexis Johnson Linsey Marchese Ali Patberg Jaelynn Penn Brenna Wise Grace Withrow Bendu Yeaney
2001	Heather Cassady	2020	Grace Berger Ali Patberg Jaelynn Penn Brenna Wise Grace Berger
2002	Heather Cassady	2021	Grace Berger Mackenzie Holmes Hannah Noveroske Ali Patberg Danielle Patterson Jaelynn Penn Grace Waggoner
2004	Kali Kullberg	2022	Grace Berger Kiandra Browne Nicole Cardaño-Hillary Mackenzie Holmes Chloe Moore-McNeil Ali Patberg Grace Waggoner Arielle Wisne
2005	Kali Kullberg Jamey Chapman	2023	Grace Berger Kiandra Browne Mackenzie Holmes Chloe Moore-McNeil Arielle Wisne Mona Zaric
2006	Leah Enterline Kali Kullberg		
2007	Leah Enterline Whitney Thomas		
2008	Amber Jackson Lydia Serfling Whitney Thomas		
2009	Jori Davis Amber Jackson Andrea McGuirt Lydia Serfling Whitney Thomas		
2010	Danilsa Andujar Sasha Chaplin Lindsay Enterline Jori Davis Andrea McGuirt		
2011	Danilsa Andujar Sasha Chaplin Jori Davis Andrea McGuirt Aulani Sinclair Andrea Wensits		
2012	Danilsa Andujar Sasha Chaplin Alisha Goodwin Andrea Newbauer Aulani Sinclair Kristiana Stauere		
2013	Sasha Chaplin Andrea Newbauer Linda Rubene		

HOOSIER HONOR ROLL

BIG TEN SIXTH PLAYER OF THE YEAR

2007 Jamie Braun

BIG TEN DEFENSIVE PLAYER OF THE YEAR

2023 **Mackenzie Holmes**

BIG TEN All-DEFENSIVE TEAM

2008 Kim Roberson

2009 Kim Roberson

2017 Alexis Gassion

2021 **Mackenzie Holmes**

2022 Nicole Cardaño-Hillary

2023 **Mackenzie Holmes**
Chloe Moore-McNeil

BIG TEN FRESHMAN OF THE YEAR

1983 Linda Cunningham

BIG TEN ALL-FRESHMAN TEAM

1999 Jill Chapman

2000 Jill Hartman

2003 Cyndi Valentin

2006 Whitney Thomas

2014 Larryn Brooks

2018 Jaelynn Penn

2020 **Mackenzie Holmes**

2023 **Yarden Garzon**

BIG TEN MEDAL OF HONOR

1989 Ann Mooney

2009 Whitney Thomas

2018 Tyra Buss

BIG TEN SPORTSMANSHIP AWARD

2007 Leah Enterline

2017 Amanda Cahill

2018 Amanda Cahill

2019 Brenna Wise

2020 Brenna Wise

2021 Keyanna Warthen

2022 Ali Patberg

2023 **Chloe Moore-McNeil**

BIG TEN PLAYER OF THE WEEK

1982-83 Denise Jackson 2/7/83

1983-84 Linda Cunningham 2/20/84

1984-85 Karna Abram 1/8/85

Karna Abram 1/29/85

1985-86 Cindy Bumgarner 1/13/86

Cindy Bumgarner 1/27/86

1986-87 Karna Abram 2/9/87

Karna Abram 3/2/87

1987-88 Cindy Bumgarner 12/14/87

1988-89 Ann Mooney 1/9/89

1989-90 Dawn Douglas 3/13/90

1990-91 Dawn Douglas 2/4/91

1991-92 Shirley Bryant 1/6/92

Dawn Douglas 2/17/92

1992-93 Shirley Bryant 12/8/92

1993-94 Shirley Bryant 12/5/93

1994-95 Lisa Furlin 2/20/95

1997-98 Kristi Green 1/5/98

Kristi Green 1/26/98

1998-99 Cindy Kerns 12/21/98

1999-00 Jill Chapman 12/6/99

2000-01 Jill Chapman 11/27/00

Jill Chapman 1/1/01

Jill Chapman 2/12/01

2001-02 Jill Chapman 1/28/02

2003-04 Jenny DeMuth 11/23/03

Jenny DeMuth 12/28/03

2004-05 Cyndi Valentin 12/13/04

2005-06 Cyndi Valentin 2/13/06

Cyndi Valentin 2/20/06

2007-08 Whitney Thomas 1/21/08

2008-09 Amber Jackson 12/2/08

2010-11 Jori Davis 1/3/11

2012-13 Aulani Sinclair 12/17/12

2015-16 Tyra Buss 1/18/16

2016-17 Amanda Cahill 12/26/16

2019-20 Grace Berger 11/25/19

2019-20 Ali Patberg 3/2/20

2020-21 **Mackenzie Holmes** 3/7/21

2021-22 **Mackenzie Holmes** 11/15/21

Mackenzie Holmes 12/31/21

2021-22 Grace Berger 2/14/22

2022-23 **Mackenzie Holmes** 11/28/22

Mackenzie Holmes 1/2/23

Mackenzie Holmes 1/30/23

Mackenzie Holmes 2/20/23

BIG TEN FRESHMAN OF THE WEEK

2011-12 Quaneisha McCurty 1/2/12

2012-13 Nicole Bell 12/17/12

2013-14 Larryn Brooks 11/12/13

Larryn Brooks 1/6/14

2014-15 Tyra Buss 11/17/14

Tyra Buss 11/24/14

2017-18 Jaelynn Penn 1/22/18

Jaelynn Penn 1/29/18

2019-20 **Mackenzie Holmes** 11/12/19

Mackenzie Holmes 12/30/19

Mackenzie Holmes 1/20/20

2023 **Yarden Garzon** 11/28/22

Yarden Garzon 1/17/23

Yarden Garzon 1/30/23

BIG TEN COACH OF THE YEAR

1983 Maryalyce Jeremiah

2016 **Teri Moren**

2023 **Teri Moren**

HOOSIER HONOR ROLL

ASSOCIATED PRESS COACH OF THE YEAR

2023 Teri Moren

NCAA DISTRICT IV COACH OF THE YEAR

1983 Maryalyce Jeremiah
2016 Teri Moren

NAISMITH COACH OF THE YEAR

2023 Teri Moren **Finalist**

WBCA REGION COACH OF THE YEAR

2014 Curt Miller

KAY YOW AWARD

2023 Teri Moren **Winner**

ASSOCIATED PRESS ALL-AMERICAN

2021 Mackenzie Holmes **HM**
2022 Grace Berger **HM**
2023 Mackenzie Holmes **1st Team**
Grace Berger **HM**

KODAK ALL-AMERICAN

1975 Debbie Oing

FAST-BREAK ALL-AMERICAN

1986 Karna Abram **Special Mention**
Cindy Bumgarner **Special Mention**

WOMEN'S BASKETBALL YEARBOOK ALL-AMERICAN

1985 Cindy Bumgarner **2nd Team**

WBCA ALL-AMERICAN

2017 Tyra Buss **HM**
2018 Tyra Buss **HM**
2020 Ali Patberg **HM**
2020 Grace Berger **HM**
2021 Grace Berger **HM**
2022 Grace Berger **HM**
2022 Mackenzie Holmes **HM**
2023 Mackenzie Holmes **1st Team**
Grace Berger **HM**

NANCY LIEBERMAN AWARD

2020 Ali Patberg **Top 10 Finalist**
2021 Ali Patberg **Top 10 Finalist**
2022 Ali Patberg **Top 10 Finalist**

ANN MEYER DRYSDALE AWARD

2020 Ali Patberg **Preseason Watch List**
2021 Nicole Cardaño-Hillary **Preseason Watch List**
2023 Sara Scalia **Preseason Watch List**

CHERYL MILLER AWARD

2021 Grace Berger **Top 10 Finalist**
2022 Grace Berger **Top 10 Finalist**
2023 Grace Berger **Preseason Watch List**

LISA LESLIE AWARD

2022 Mackenzie Holmes **Top 10 Finalist**
2023 Mackenzie Holmes **Top 10 Finalist**

NAISMITH TROPHY

2017 Tyra Buss **Preseason Watch List**
2018 Tyra Buss **Preseason Watch List**
2020 Ali Patberg **Preseason Watch List**
Midseason Team
2021 Ali Patberg **Preseason Watch List**
2022 Mackenzie Holmes **Midseason Top 20**
2023 Mackenzie Holmes **Semifinalist**

WADE TROPHY

1983 Denise Jackson **Finalist**
1984 Denise Jackson **Finalist**
2017 Tyra Buss **Watch List**
2018 Tyra Buss **Watch List**
2022 Grace Berger **Watch List**
2022 Ali Patberg **Watch List**
2023 Mackenzie Holmes **Finalist**

WOODEN AWARD

2020 Ali Patberg **Preseason Watch List**
Midseason Top 25
Late Season Top 20
2021 Ali Patberg **Preseason Watch List**
2022 Grace Berger **Preseason Watch List**
2022 Grace Berger **Preseason Watch List**
2022 Mackenzie Holmes **Midseason Top 20**
2023 Mackenzie Holmes **Finalist/All-American**

HONDA AWARD

2023 Mackenzie Holmes **WBB Finalist**

NCAA DISTRICT IV ALL-AMERICAN

1983 Denise Jackson
1984 Denise Jackson
1985 Karna Abram

IAIAW ALL-REGION

1980 Dorothy Raffel

ACADEMIC ALL-AMERICA

1989 Ann Mooney
2017 Amanda Cahill

HOOSIER HONOR ROLL

2018 Amanda Cahill
 2021 Ali Patberg
 2023 Grace Berger
Mackenzie Holmes

ACADEMIC ALL-DISTRICT V

1995 Lisa Furlin
 Tatjana Vesel
 1996 Lisa Furlin
 Tatjana Vesel
 1997 Tatjana Vesel
 1998 Kristi Green
 1999 Kristi Green
 2016 Amanda Cahill
 2017 Amanda Cahill
 2018 Amanda Cahill
 Tyra Buss
 2019 Ali Patberg
 Brenna Wise
 2020 Ali Patberg
 2021 Grace Berger
 Ali Patberg
 2023 Grace Berger
Mackenzie Holmes
Chloe Moore-McNeil

INDIANA MISS BASKETBALL

2020 **Sydney Parrish** **Hamilton Southeastern**
 2019 Jorie Allen Bedford North Lawrence
 2015 Ali Patberg Columbus North
 1992 Marla Inman Bedford North Lawrence
 1987 Lori Meinerding Ft. Wayne Northrop

INDIANA H.S. ALL-STARS

2020 **Sydney Parrish** **Hamilton Southeastern**
 2019 Jorie Allen Bedford North Lawrence
 Hannah Noveroske Michigan City
 2016 Darby Foresman Heritage Christian
 2015 Ali Patberg Columbus North
 2014 Maura Muensterman Evansville Mater Dei
 2013 Jenn Anderson Westfield
 2011 Kaila Hulls Bloomington South
 2010 Andrea Newbauer Ft. Wayne Concordia
 2009 Aulani Sinclair Eminence
 2008 Lindsay Enterline Heritage
 2007 Ebony Jackson Arlington
 2005 Tara Miller North Harrison
 Kim Roberson Cathedral
 2003 Carrie Smith Brebeuf Jesuit
 2002 Brigett Branson Turkey Run
 Cyndi Valentin Bloomington South
 2001 Jenny DeMuth Highland
 2000 Anna Waugh Franklin
 1999 Jill Hartman Evansville Memorial
 1998 Kristen Bodine Martinsville
 1997 Stacie Mueller Evansville Harrison

1996 Rachael Honegger Lafayette Jefferson
 1995 Cindy Kerns North Knox
 1992 Marla Inman Bedford North Lawrence
 Lisa Furlin Valparaiso
 Dana Creighton Warsaw
 Carrie Moun Bedford North Lawrence
 1990 Kris McGrade Ft. Wayne Dwenger
 Karen Redenbaugh Owen Valley
 Stacie Shephard Richmond
 1989 Courtney Cox Noblesville
 1987 Lori Meinerding Ft. Wayne Northrop
 Ann Zellers Western Boone
 1984 Nancy Cowan Crown Point
 Noelle Young Rushville
 1980 Amy Metheny Southport
 Sue Watts Valparaiso
 1979 Kim Land North Central
 Deb McClurg Wes-Del
 Sue Baas Southport
 1978 Lu Hill Pike

NATIONAL TEAM SELECTIONS

1982 Linda Cunningham (Canadian Junior)
 1983 Linda Cunningham (Canadian)
 1984 Linda Cunningham (Canadian)
 2004 Cyndi Valentin (Puerto Rican)
 2004 Sarah McKay (Canadian)
 2005 Cyndi Valentin (Puerto Rican)
 2005 Sarah McKay (Canadian)
 2006 Cyndi Valentin (Puerto Rican)
 2007 Cyndi Valentin (Puerto Rican)
 2008 Danilsa Andujar (Dominican Republic)

U.S. OLYMPIC FESTIVAL

1981 Rachele Bostic
 1982 Cindy Herr (alternate)
 1983 Karna Abram
 Maryalyce Jeremiah
 1985 Jorja Hoehn
 1987 Jorja Hoehn

PAN-AMERICAN GAMES

2003 Kathi Bennett Assistant Coach
 2019 Jaelynn Penn Team Trials

AMERICUP TEAM

2021 Grace Berger Gold Medal

BIG TEN ALL-STAR FOREIGN TOUR

2004 Kathi Bennett (Head Coach)
 Trish Betthauser (Assistant Coach)
 Paul Nixon (Assistant Coach)
 Jamey Gathing
 Jenny DeMuth
 2005 Cyndi Valentin

HOOSIER HONOR ROLL

2006 Leah Enterline

NETSCOUTS USA ALL-STARS

2013 Aulani Sinclair

VARSITY CLUB SCHOLASTIC ACHIEVEMENT AWARD

1979	Holly Reynolds
1980	Holly Reynolds
1981	Kay Carroll
1982	Julie Johnson
1983	Sue Watts
1984	Sue Watts
1985	Pam Mack
1986	Karna Abram
1987	Nancy Cowan
1988	Ann Mooney
1989	Ann Mooney
1990	Lori Meinerding
1991	Lori Meinerding
1992	Jenny Davis
1993	Carrie Mount
1994	Karen Redenbaugh
1995	Lisa Furlin
1996	Tatjana Vesel
1997	Tatjana Vesel
1998	Kristi Green
1999	Kristi Green
2000	Heather Cassidy
2001	Heather Cassidy
2002	Heather Cassidy
2003	Khisha Asubuhi
2004	Jamie Gathing
2005	Kali Kullberg
2006	Kali Kullberg
2007	Leah Enterline
2008	Amber Jackson

SPORT CHANNEL ALL-BIG TEN

1993	Dawn Douglas	Honorable Mention
	Lisa Furlin	All-Freshmen team
1994	Shirley Bryant	Second Team
1995	Shirley Bryant	Second Team
	Tatjana Vesel	Honorable Mention

1,000 POINT SCORERS

1. Tyra Buss - 2,364

YEAR	G	FG-FGA	PCT	3FG-3FGA	PCT	FT-FTA	PCT	REB	AVG	AST	AVG	BLK	STL	TP	AVG
2014-15	31	121-310	.390	25-104	.240	95-140	.679	112	3.6	98	3.1	4	65	362	11.7
2015-16	33	187-452	.414	43-140	.307	203-263	.772	166	5.0	144	4.3	4	70	620	18.8
2016-17	34	202-488	.414	60-176	.341	155-191	.812	112	3.3	158	4.6	4	91	619	18.2
2017-18	37	254-599	.424	75-226	.332	180-259	.695	110	3.0	174	4.7	4	77	763	20.6
TOTAL	135	764-1849	.413	203-646	.314	633-853	.742	500	3.7	574	4.2	12	293	2364	17.5

2. Denise Jackson - 1,917

YEAR	G	FG-FGA	PCT	3FG-3FGA	PCT	FT-FTA	PCT	REB	AVG	AST	AVG	BLK	STL	TP	AVG
1980-81	35	164-396	.414	-	-	75-113	.663	274	7.8	15	0.4	31	47	403	11.5
1981-82	30	199-471	.422	-	-	110-160	.687	348	11.6	15	0.5	44	44	510	17.0
1982-83	30	216-448	.482	-	-	160-219	.730	366	12.2	23	0.7	39	33	592	19.7
1983-84	28	157-358	.438	-	-	98-150	.653	285	10.1	15	0.5	21	42	412	14.7
Totals	123	736-1673	.439	-	-	443-642	.690	1273	10.3	68	0.5	135	166	1917	15.5

3. Karna Abram - 1,910

YEAR	G	FG-FGA	PCT	3FG-3FGA	PCT	FT-FTA	PCT	REB	AVG	AST	AVG	BLK	STL	TP	AVG
1983-84	28	70-176	.397	-	-	41-58	.707	106	3.8	12	0.4	3	22	171	6.1
1984-85	28	273-525	.520	-	-	96-130	.738	186	6.6	47	1.7	8	21	642	22.9
1985-86	38	198-432	.458	-	-	71-111	.676	146	5.2	85	3.0	1	42	471	16.8
1986-87	27	261-544	.480	-	-	104-148	.703	194	7.2	110	4.0	1	37	626	23.2
Totals	111	802-1677	.478	-	-	316-447	.707	632	5.7	254	2.3	13	122	1910	17.2

4. MACKENZIE HOLMES - 1,897

YEAR	G	FG-FGA	PCT	3FG-3FGA	PCT	FT-FTA	PCT	REB	AVG	AST	AVG	BLK	STL	TP	AVG
2019-20	32	144-227	.634	0-0	.000	56-86	.651	166	5.2	10	0.3	27	23	334	10.8
2020-21	27	202-33	.607	0-6	.000	76-97	.784	206	7.6	11	0.4	81	25	408	17.8
2021-22	25	156-260	.600	6-15	.400	63-78	.808	175	7.0	14	0.5	42	12	381	15.2
2022-23	31	281-413	.680	2-9	.222	128-179	.715	227	7.3	38	1.2	58	35	692	22.3
Totals	115	783-1223	.635	8-30	.267	323-400	.734	774	5.7	73	0.6	208	95	1897	16.5

5. Amanda Cahill - 1,884

YEAR	G	FG-FGA	PCT	3FG-3FGA	PCT	FT-FTA	PCT	REB	AVG	AST	AVG	BLK	STL	TP	AVG
2014-15	31	125-249	.502	23-75	.307	62-80	.775	239	7.7	47	1.5	30	40	335	10.8
2015-16	33	181-364	.497	42-103	.408	80-107	.748	279	8.5	81	2.4	31	42	484	14.7
2016-17	34	183-384	.477	57-145	.393	79-101	.782	302	8.9	100	2.9	22	52	502	14.8
2017-18	37	207-425	.487	78-194	.402	71-84	.845	295	8.0	103	2.7	52	55	563	15.2
Totals	135	696-1422	.489	200-517	.387	292-372	.785	1115	8.3	331	2.4	135	55	1884	14.0

6. Jill Chapman - 1,865

YEAR	G	FG-FGA	PCT	3FG-3FGA	PCT	FT-FTA	PCT	REB	AVG	AST	AVG	BLK	STL	TP	AVG
1998-99	31	193-351	.550	7-19	.368	47-89	.528	235	7.6	15	0.4	36	19	440	14.2
1999-00	28	182-344	.529	5-14	.357	71-128	.641	219	7.8	30	1.0	42	36	431	16.1
2000-01	31	195-356	.548	0-0	.000	85-138	.616	234	7.5	30	0.9	50	31	475	15.3
2001-02	31	205-380	.539	0-0	.000	89-152	.586	282	9.1	31	1.0	69	33	499	16.1
Totals	121	775-1431	.542	12-33	.363	292-507	.576	970	8.0	106	0.9	197	119	1865	15.4

7. Grace Berger - 1,841

YEAR	G	FG-FGA	PCT	3FG-3FGA	PCT	FT-FTA	PCT	REB	AVG	AST	AVG	BLK	STL	TP	AVG
2018-19	34	79-187	.422	5-23	.217	25-48	.521	94	2.8	53	1.5	3	24	188	5.5
2019-20	30	154-338	.456	15-50	.300	70-91	.769	156	5.2	104	7.6	5	43	393	13.1
2020-21	27	154-349	.441	11-34	.324	96-129	.744	183	6.8	124	4.5	5	31	415	15.4
2021-22	33	207-460	.450	6-23	.261	115-146	.788	205	6.2	154	4.6	7	47	535	16.2
2022-23	24	123-254	.484	11-27	.407	53-70	.757	114	4.8	138	5.7	7	25	310	12.9
Totals	148	717-1588	.452	48-157	.306	359-484	.742	752	5.1	573	3.8	27	170	1841	12.4

8. Cindy Bumgarner - 1,836

YEAR	G	FG-FGA	PCT	3FG-3FGA	PCT	FT-FTA	PCT	REB	AVG	AST	AVG	BLK	STL	TP	AVG
1984-85	23	149-281	.530	-	-	87-113	.770	173	7.5	21	0.9	2	21	385	16.7
1985-86	28	176-320	.550	-	-	115-136	.846	203	7.2	44	1.5	3	23	467	16.7
1986-87	27	182-388	.469	-	-	95-113	.841	176	6.5	104	3.8	7	22	459	17.0
1987-88	28	205-402	.510	4-11	.363	111-129	.860	187	6.7	50	1.7	14	19	525	18.8
Totals	106	712-1291	.551	4-11	.363	408-491	.831	739	7.0	219	2.0	26	105	1836	17.3

1,000 POINT SCORERS

9. Rachele Bostic - 1,827

YEAR	G	FG-FGA	PCT	3FG-3FGA	PCT	FT-FTA	PCT	REB	AVG	AST	AVG	BLK	STL	TP	AVG
1980-81	36	197-415	.475	-	-	26-52	.500	225	6.2	12	0.3	17	46	420	11.7
1981-82	30	217-474	.458	-	-	46-74	.622	242	8.1	16	0.5	23	43	480	16.0
1982-83	30	226-477	.474	-	-	37-67	.552	228	7.6	16	0.5	13	43	489	16.3
1983-84	28	199-403	.494	-	-	40-61	.656	178	6.4	20	0.7	12	27	438	15.6
Totals	124	839-1769	.474	-	-	149-254	.586	873	7.0	64	0.5	65	159	1827	14.7

10. Cyndi Valentin - 1,769

YEAR	G	FG-FGA	PCT	3FG-3FGA	PCT	FT-FTA	PCT	REB	AVG	AST	AVG	BLK	STL	TP	AVG
2002-03	28	94-259	.363	29-87	.333	73-84	.869	105	3.8	32	1.1	3	33	290	10.4
2003-04	29	150-346	.434	51-132	.386	99-107	.925	95	3.3	55	1.9	4	27	450	15.5
2004-05	28	146-385	.379	44-125	.352	84-103	.816	131	4.7	39	1.4	6	38	420	15.0
2005-06	33	207-441	.469	48-124	.387	147-163	.902	120	3.6	113	3.4	2	62	609	18.5
Totals	118	597-1431	.417	172-468	.367	403-457	.881	451	3.8	239	2.0	15	160	1769	14.9

11. Ali Patberg - 1,752

YEAR	G	FG-FGA	PCT	3FG-3FGA	PCT	FT-FTA	PCT	REB	AVG	AST	AVG	BLK	STL	TP	AVG
2018-19	31	169-386	.438	41-104	.394	111-138	.804	154	5.0	149	4.8	10	37	490	15.8
2019-20	32	179-365	.490	34-88	.386	107-136	.787	147	4.6	168	5.2	17	39	499	16.7
2020-21	27	137-324	.423	30-104	.288	75-102	.735	104	3.9	99	3.6	4	24	379	14.0
2021-22	33	138-324	.426	40-119	.336	68-88	.773	107	3.2	112	3.3	8	21	384	11.6
Totals	123	623-1399	.445	145-415	.349	361-464	.778	512	4.2	528	4.2	39	121	1752	14.2

12. Jamie Braun - 1,603

YEAR	G	FG-FGA	PCT	3FG-3FGA	PCT	FT-FTA	PCT	REB	AVG	AST	AVG	BLK	STL	TP	AVG
2006-07	33	122-337	.362	42-138	.304	63-92	.685	175	5.3	58	1.8	4	51	349	10.6
2007-08	33	160-406	.394	45-139	.324	112-149	.752	200	6.1	114	3.5	2	63	477	14.5
2008-09	31	141-369	.382	51-139	.367	62-82	.756	142	4.6	115	3.7	0	56	395	12.7
2009-10	30	129-368	.351	44-150	.293	90-103	.777	174	5.8	91	3.0	1	53	382	12.7
Totals	127	552-1480	.373	182-566	.322	327-426	.768	691	5.4	378	3.0	7	223	1603	12.6

13. Jori Davis - 1,587

YEAR	G	FG-FGA	PCT	3FG-3FGA	PCT	FT-FTA	PCT	REB	AVG	AST	AVG	BLK	STL	TP	AVG
2007-08	21	52-141	.369	12-43	.279	26-46	.565	85	4.0	26	1.2	3	21	142	6.8
2008-09	32	129-330	.391	35-97	.361	85-122	.697	126	3.9	49	1.5	4	28	378	11.8
2009-10	30	161-414	.389	32-86	.372	147-202	.728	192	6.4	58	1.9	5	46	501	16.7
2010-11	29	177-458	.386	32-111	.288	179-225	.796	161	5.6	109	3.8	7	52	565	19.5
Totals	112	519-1343	.386	111-337	.329	437-595	.734	564	5.0	242	2.2	19	147	1586	14.2

14. Jenny DeMuth - 1,542

YEAR	G	FG-FGA	PCT	3FG-3FGA	PCT	FT-FTA	PCT	REB	AVG	AST	AVG	BLK	STL	TP	AVG
2001-02	31	62-180	.344	12-63	.190	84-127	.661	172	5.5	42	1.4	18	57	220	7.1
2002-03	28	114-284	.401	15-69	.217	93-133	.699	133	4.8	65	2.3	20	50	336	12.0
2003-04	29	160-373	.429	25-79	.316	87-229	.811	274	7.7	52	1.8	24	72	532	18.3
2005-06	33	142-328	.433	20-71	.282	150-199	.754	234	7.1	60	1.8	18	61	454	13.8
Totals	121	478-1165	.410	72-282	.255	514-688	.747	763	6.3	219	1.8	80	230	1542	12.7

15. Shirley Bryant - 1,503

YEAR	G	FG-FGA	PCT	3FG-3FGA	PCT	FT-FTA	PCT	REB	AVG	AST	AVG	BLK	STL	TP	AVG
1991-92	27	160-263	.608	0-0	.000	70-121	.579	237	8.8	15	0.5	47	9	390	14.4
1992-93	27	128-215	.595	0-0	.000	38-86	.442	200	7.4	15	0.5	12	44	294	10.9
1993-94	28	168-286	.587	0-1	.000	52-86	.605	229	8.2	25	0.9	14	65	388	13.9
1994-95	29	171-306	.559	3-13	.231	86-148	.581	258	8.9	33	1.1	20	53	431	14.9
Totals	111	627-1070	.586	3-14	.214	246-441	.557	924	8.3	88	0.8	93	171	1503	13.5

16. Lisa Furlin - 1,451

YEAR	G	FG-FGA	PCT	3FG-3FGA	PCT	FT-FTA	PCT	REB	AVG	AST	AVG	BLK	STL	TP	AVG
1992-93	27	100-229	.436	18-47	.382	75-83	.904	104	3.8	18	0.6	11	18	293	10.9
1993-94	28	133-320	.415	25-93	.268	91-119	.764	118	4.2	22	0.7	10	23	382	13.6
1994-95	21	129-278	.464	29-87	.333	85-102	.833	112	5.3	38	1.3	13	18	382	18.2
1995-96	27	142-329	.431	29-96	.302	79-98	.806	141	5.2	49	1.8	14	16	394	14.6
Totals	103	504-1156	.435	101-323	.312	330-402	.821	475	4.6	127	1.2	48	75	1451	14.0

1,000 POINT SCORERS

17. Quacy Barnes - 1,428

YEAR	G	FG-FGA	PCT	3FG-3FGA	PCT	FT-FTA	PCT	REB	AVG	AST	AVG	BLK	STL	TP	AVG
1994-95	26	50-101	.495	-	-	30-48	.625	100	3.8	5	0.2	37	6	130	5.0
1995-96	27	105-239	.439	-	-	104-157	.662	155	5.7	46	1.7	77	16	314	11.4
1996-97	29	160-295	.542	-	-	81-122	.664	173	6.0	22	0.7	95	16	401	13.8
1997-98	33	209-361	.579	-	-	165-242	.682	212	6.4	38	1.1	60	39	583	17.7
Totals	115	524-996	.526	-	-	380-569	.667	640	5.5	111	0.9	269	77	1428	12.4

18. Alexis Gassion - 1,343

YEAR	G	FG-FGA	PCT	3FG-3FGA	PCT	FT-FTA	PCT	REB	AVG	AST	AVG	BLK	STL	TP	AVG
2013-14	34	108-297	.364	36-119	.303	48-76	.632	188	5.5	56	1.6	21	33	300	8.8
2014-15	31	93-207	.449	16-46	.348	47-61	.770	189	6.1	48	1.5	20	28	249	8.0
2015-16	33	144-353	.408	17-53	.321	69-99	.697	156	4.7	109	3.3	24	38	374	11.3
2016-17	34	161-350	.460	16-49	.327	82-113	.726	216	6.4	157	6.4	17	37	420	12.4
Totals	132	506-1207	.419	85-267	.318	246-349	.705	749	5.7	370	2.8	82	136	1343	10.2

19. Jaelynn Penn - 1,319

YEAR	G	FG-FGA	PCT	3FG-3FGA	PCT	FT-FTA	PCT	REB	AVG	AST	AVG	BLK	STL	TP	AVG
2017-18	37	141-336	.420	47-131	.359	71-86	.826	183	4.9	77	2.0	12	38	400	10.8
2018-19	34	178-441	.404	57-169	.337	61-82	.744	124	3.6	45	1.3	9	32	474	13.9
2019-20	32	126-320	.394	39-138	.283	49-60	.817	143	4.5	59	1.8	4	30	340	10.6
2020-21	11	43-112	.384	13-47	.277	6-9	.667	54	4.9	26	2.4	1	18	105	9.5
TOTAL	114	488-1029	.404	156-485	.322	187-237	.789	504	4.4	207	1.8	26	118	1319	11.6

20. Heather Cassady - 1,301

YEAR	G	FG-FGA	PCT	3FG-3FGA	PCT	FT-FTA	PCT	REB	AVG	AST	AVG	BLK	STL	TP	AVG
1998-99	30	46-131	.351	25-74	.338	22-45	.489	36	1.2	61	2.0	1	22	139	4.6
1999-00	28	121-356	.340	53-160	.331	131-166	.789	76	2.7	101	3.6	3	42	426	15.2
2000-01	31	104-274	.380	47-133	.353	91-115	.791	96	3.1	126	4.1	1	56	346	11.2
2001-02	31	115-305	.377	49-133	.368	111-142	.782	106	3.4	123	4.0	3	48	390	12.6
Totals	120	386-1066	.362	174-500	.348	355-468	.759	314	2.6	411	3.4	8	168	1301	10.8

21. Sue Hodges - 1,265

YEAR	G	FG-FGA	PCT	3FG-3FGA	PCT	FT-FTA	PCT	REB	AVG	AST	AVG	BLK	STL	TP	AVG
1977-78	11	7-23	.304	-	-	10-17	.588	15	1.3	1	0.1	n/a	5	24	2.2
1978-79	35	175-337	.519	-	-	64-78	.820	204	5.8	15	0.4	36	22	416	11.8
1979-80	32	155-357	.434	-	-	61-82	.743	193	6.0	51	1.5	36	25	371	11.6
1980-81	36	202-345	.585	-	-	50-84	.595	225	6.3	4	0.1	54	36	454	12.6
Totals	114	539-1062	.507	-	-	185-261	.709	637	5.6	71	0.6	n/a	88	1265	11.1

22. Whitney Thomas - 1,240

YEAR	G	FG-FGA	PCT	3FG-3FGA	PCT	FT-FTA	PCT	REB	AVG	AST	AVG	BLK	STL	TP	AVG
2005-06	33	85-189	.450	0-0	.000	30-68	.441	236	7.2	62	1.9	5	51	200	6.1
2006-07	33	101-257	.393	0-1	.000	64-117	.547	280	8.4	66	2.0	20	62	266	8.1
2007-08	33	132-307	.430	2-10	.200	136-195	.697	286	8.7	65	2.0	25	74	402	12.2
2008-09	32	129-308	.419	20-54	.370	94-143	.657	288	9.0	65	2.0	23	50	372	11.6
Totals	131	447-1061	.421	22-65	.338	324-523	.619	1090	8.3	258	2.0	73	237	1240	9.5

23. Zan Jefferies - 1,169

YEAR	G	FG-FGA	PCT	3FG-3FGA	PCT	FT-FTA	PCT	REB	AVG	AST	AVG	BLK	STL	TP	AVG
1987-88	24	38-105	.361	0-0	.000	24-36	.667	78	3.2	19	0.7	0	12	100	4.2
1988-89	28	90-204	.441	0-1	.000	46-72	.638	194	6.9	29	1.0	3	46	226	8.1
1989-90	28	159-358	.444	2-7	.285	106-154	.688	243	8.6	42	1.5	6	62	426	15.2
1990-91	31	162-362	.447	0-7	.000	97-148	.655	254	8.1	48	1.5	4	52	421	13.6
Totals	111	449-1029	.436	2-15	.133	273-410	.665	769	6.9	138	1.2	13	172	1173	10.5

24. Linda Cunningham - 1,169

YEAR	G	FG-FGA	PCT	3FG-3FGA	PCT	FT-FTA	PCT	REB	AVG	AST	AVG	BLK	STL	TP	AVG
1982-83	30	132-324	.407	-	-	67-91	.736	104	3.5	132	4.4	10	31	331	11.0
1983-84	28	88-189	.466	-	-	66-82	.805	86	3.1	93	3.1	5	35	242	8.6
1984-85	28	110-265	.415	-	-	50-65	.769	105	3.8	75	2.6	4	42	270	9.6
1985-86	28	122-270	.452	-	-	82-99	.828	98	3.5	74	2.6	1	41	326	11.6
Totals	114	452-1048	.431	-	-	265-337	.786	393	3.4	374	3.2	20	149	1169	10.2

1,000 POINT SCORERS

25. Aulani Sinclair - 1,142

YEAR	G	FG-FGA	PCT	3FG-3FGA	PCT	FT-FTA	PCT	REB	AVG	AST	AVG	BLK	STL	TP	AVG
2009-10	30	35-106	.330	21-54	.389	16-23	.696	53	1.8	11	0.4	4	18	107	3.6
2010-11	29	68-164	.415	38-100	.380	25-35	.714	74	2.6	14	0.5	8	20	199	6.9
2011-12	30	126-328	.384	52-150	.347	68-75	.907	98	3.3	19	0.6	12	21	372	12.4
2012-13	30	159-406	.392	72-187	.385	74-94	.787	128	4.3	58	1.9	20	27	464	15.5
Totals	119	388-1004	.386	183-491	.373	183-227	.806	353	3.0	102	0.9	44	86	1142	9.6

26. Dawn Douglas - 1,128

YEAR	G	FG-FGA	PCT	3FG-3FGA	PCT	FT-FTA	PCT	REB	AVG	AST	AVG	BLK	STL	TP	AVG
1989-90	27	69-168	.410	0-2	.000	21-42	.500	109	4.0	16	0.5	2	17	159	5.9
1990-91	31	145-329	.440	0-2	.000	67-93	.720	164	5.2	35	1.1	4	32	357	11.5
1991-92	28	136-342	.397	1-5	.200	67-97	.690	178	6.3	33	1.1	1	41	340	12.1
1992-93	27	113-286	.395	0-3	.000	46-68	.676	137	5.0	65	2.4	0	47	272	10.1
Totals	113	463-1125	.411	1-12	.083	201-300	.670	588	5.2	149	1.3	7	137	1128	9.9

27. Tatjana Vesel - 1,099

YEAR	G	FG-FGA	PCT	3FG-3FGA	PCT	FT-FTA	PCT	REB	AVG	AST	AVG	BLK	STL	TP	AVG
1993-94	28	54-144	.375	30-96	.312	16-26	.615	43	1.5	20	0.7	1	12	154	5.5
1994-95	23	105-289	.421	48-159	.301	30-43	.697	76	3.3	64	2.7	2	22	288	12.5
1995-96	27	120-249	.481	39-121	.322	31-44	.704	102	3.7	94	3.4	1	33	278	10.3
1996-97	29	127-304	.417	39-123	.317	86-120	.716	121	4.1	70	2.4	2	27	379	13.1
Totals	107	406-986	.411	156-499	.313	163-233	.699	342	3.1	248	2.3	6	94	1099	10.2

28. Aleksa Gulbe - 1,071

YEAR	G	FG-FGA	PCT	3FG-3FGA	PCT	FT-FTA	PCT	REB	AVG	AST	AVG	BLK	STL	TP	AVG
2018-19	32	55-146	.377	12-33	.364	41-48	.854	114	3.6	11	0.3	23	8	163	5.1
2019-20	31	90-203	.443	9-38	.237	89-122	.730	171	5.5	18	0.5	37	22	278	9.0
2020-21	27	86-192	.448	18-56	.321	52-66	.788	187	6.9	29	1.0	20	31	242	9.0
2021-22	33	135-320	.422	36-105	.343	82-102	.804	209	6.3	39	1.1	32	29	388	11.8
Total	123	366-861	.425	75-232	.323	264-338	.781	681	5.5	97	0.7	112	90	1071	8.7

29. Dani Thrush - 1,017

YEAR	G	FG-FGA	PCT	3FG-3FGA	PCT	FT-FTA	PCT	REB	AVG	AST	AVG	BLK	STL	TP	AVG
1995-96	23	60-121	.495	10-29	.344	44-58	.758	124	5.3	51	2.2	5	25	174	7.6
1996-97	29	96-248	.387	20-81	.246	51-62	.822	118	4.0	73	2.5	3	47	263	9.1
1997-98	33	98-276	.355	29-103	.281	50-64	.781	144	4.2	130	3.9	6	43	275	8.3
1998-99	31	109-306	.356	22-69	.318	65-83	.783	153	4.9	146	4.7	5	61	305	9.8
Totals	116	363-951	.381	81-282	.287	210-267	.786	539	4.6	400	3.4	19	176	1017	8.7

30. Kristi Green - 1,006

YEAR	G	FG-FGA	PCT	3FG-3FGA	PCT	FT-FTA	PCT	REB	AVG	AST	AVG	BLK	STL	TP	AVG
1995-96	23	23-76	.302	17-50	.340	26-34	.764	42	1.8	52	2.2	0	16	89	3.9
1996-97	29	97-258	.375	43-138	.311	89-108	.824	101	3.4	79	2.7	0	38	326	11.2
1997-98	33	99-251	.394	65-173	.375	99-109	.908	128	3.8	102	3.0	0	53	362	11.0
1998-99	31	69-225	.306	42-146	.287	49-72	.680	87	2.8	91	2.9	0	27	229	7.4
Totals	116	288-810	.355	167-507	.329	263-323	.814	358	3.0	324	2.7	0	134	1006	8.6

31. Kris McGrade - 1,005

YEAR	G	FG-FGA	PCT	3FG-3FGA	PCT	FT-FTA	PCT	REB	AVG	AST	AVG	BLK	STL	TP	AVG
1990-91	31	94-287	.327	63-188	.335	75-116	.646	63	2.0	101	3.2	1	53	325	10.1
1991-92	28	104-316	.329	69-194	.355	67-95	.705	58	2.0	85	3.0	6	62	344	12.3
1992-93	8	24-68	.352	21-59	.355	26-31	.838	10	1.2	22	2.7	0	24	95	11.9
1993-94	28	74-227	.325	53-159	.333	40-57	.701	74	2.6	79	2.8	1	42	241	8.6
Totals	95	296-898	.329	206-600	.343	208-299	.695	205	2.1	287	3.0	8	181	1005	10.5

All records reflect addition of the 3-point line instituted in 1987-88

ALL CAPS indicates current player

CAREER LEADERS

TOTAL POINTS

Rank	Player	Points	Year
1.	Tyra Buss	2,364	2014-18
2.	Denise Jackson	1,917	1981-84
3.	Karna Abram	1,910	1984-87
4.	Mackenzie Holmes	1,897	2019-present
5.	Amanda Cahill	1,884	2014-18
6.	Jill Chapman	1,865	1999-02
7.	Grace Berger	1,841	2018-23
8.	Cindy Bumgarner	1,836	1985-88
9.	Rachelle Bostic	1,827	1981-84
10.	Cyndi Valentin	1,769	2003-06

POINTS PER GAME

Rank	Player	PPG	Year
1.	Tyra Buss	17.5	2014-18
2.	Cindy Bumgarner	17.3	1985-88
3.	Karna Abram	17.2	1984-87
4.	Denise Jackson	15.5	1981-84
5.	Jill Chapman	15.4	1998-02
6.	Cyndi Valentin	14.9	2003-06
7.	Rachelle Bostic	14.7	1981-84
8.	Jori Davis	14.2	2008-11
	Ali Patberg	14.2	2018-22
10.	Lisa Furlin	14.0	1993-96
	Amanda Cahill	14.0	2014-18

FIELD GOALS MADE

Rank	Player	FGM	Year
1.	Rachelle Bostic	839	1981-84
2.	Karna Abram	802	1984-87
3.	Mackenzie Holmes	783	2019-present
4.	Jill Chapman	775	1999-02
5.	Tyra Buss	764	2014-18
6.	Denise Jackson	736	1981-84

FIELD GOAL PERCENTAGE

Rank	Player	Pct.	Year
1.	Shirtley Bryant	.586	1992-95
2.	Kym Royster	.566	2015-19
3.	Jill Chapman	.542	1999-02
4.	Quacy Barnes	.526	1996-99

3-POINTERS MADE

Rank	Player	3FGM	Year
1.	Kris McGrade	206	1991-94
2.	Tyra Buss	203	2014-18
3.	Amanda Cahill	200	2014-18
4.	Nikki Smith	190	2005-08
5.	Aulani Sinclair	183	2010-13
6.	Karlee McBride	175	2013-16
7.	Heather Cassidy	174	1999-02
8.	Cyndi Valentin	172	2003-06
9.	Kristi Green	167	1996-99
10.	Jaelynn Penn	156	2017-21
	Tatjana Vesel	156	1994-97

3-POINTERS ATTEMPTED

Rank	Player	3FGA	Year
1.	Tyra Buss	646	2014-18
2.	Kris McGrade	600	1991-94

3.	Nikki Smith	522	2005-08
4.	Karlee McBride	521	2013-16
5.	Amanda Cahill	517	2014-18
6.	Kristi Green	507	1996-99
7.	Heather Cassidy	500	1999-02
8.	Tatjana Vesel	499	1994-97
9.	Aulani Sinclair	491	2010-13
10.	Jaelynn Penn	485	2017-21

3-POINT PERCENTAGE

Rank	Player	Pct.	Year
1.	Amanda Cahill	.387	2014-18
2.	Aulani Sinclair	.373	2010-13
3.	Lori Meinerding	.368	1988-91
4.	Jill Hartman	.367	2000-03
	Cyndi Valentin	.367	2003-06
6.	Kameelah Morgan	.366	1997-99
7.	Nikki Smith	.364	2005-08
8.	Trish Fitzgerald	.357	1988-89
9.	Ali Patberg	.349	2018-22
10.	Heather Cassidy	.348	1999-02

FREE THROWS MADE

Rank	Player	FTM	Year
1.	Tyra Buss	633	2014-18
2.	Jenny DeMuth	514	2002-06
3.	Denise Jackson	443	1981-84
4.	Jori Davis	437	2008-11
5.	Cindy Bumgarner	408	1985-88
6.	Cyndi Valentin	403	2003-06
7.	Quacy Barnes	380	1995-98
8.	Grace Berger	359	2018-22

FREE THROWS ATTEMPTED

Rank	Player	FTA	Year
1.	Tyra Buss	853	2014-18
2.	Jenny DeMuth	688	2002-06
3.	Denise Jackson	642	1981-84
4.	Jori Davis	595	2008-11
5.	Whitney Thomas	523	2006-09
6.	Jill Chapman	507	1999-02
7.	Cindy Bumgarner	491	1985-88
8.	Grace Berger	484	2019-22
9.	Heather Cassidy	468	1999-02
10.	Ali Patberg	464	2018-22

FREE THROW PERCENTAGE

Rank	Player	Pct.	Year
1.	Cyndi Valentin	.881 (403-457)	2003-06
2.	Brenna Wise	.845 (158-187)	2018-20
3.	Cindy Bumgarner	.831 (408-491)	1985-88
4.	Lisa Furlin	.821 (330-402)	1993-96
5.	Aulani Sinclair	.820 (109-133)	2010-14
6.	Kristi Green	.814 (184-230)	1996-99

REBOUNDS

Rank	Player	Reb.	Year
1.	Denise Jackson	1,273	1981-84
2.	Amanda Cahill	1,115	2014-18
3.	Whitney Thomas	1,090	2006-09
4.	Jill Chapman	970	1999-02

CAREER LEADERS

5.	Shirley Bryant	924	1992-95
6.	Rachelle Bostic	873	1981-84
7.	Angela Hawkins	803	2003-06
8.	Mackenzie Holmes	774	2019-present
8.	Zan Jefferies	769	1988-91
9.	Jenny DeMuth	763	2002-06
10.	Grace Berger	752	2018-23

ASSISTS

Rank	Player	Asst.	Year
1.	Tyra Buss	574	2014-18
2.	Grace Berger	573	2018-23
3.	Tisha Hill	533	1989-92
4.	Ali Patberg	528	2018-22
5.	Heather Cassady	411	1999-02
6.	Dani Thrush	400	1996-99
7.	Jamie Braun	378	2007-10
8.	Linda Cunningham	374	1983-86
9.	Emma Urzua	366	1993-95
10.	Lori Burroughs	347	1979-81

STEALS

Rank	Player	Steals	Year
1.	Tyra Buss	293	2014-18
2.	Kim Roberson	259	2006-09
3.	Whitney Thomas	237	2006-09
4.	Jenny DeMuth	230	2002-06
5.	Jamie Braun	223	2007-10
6.	Tisha Hill	210	1989-92
7.	Lori Burroughs	195	1979-81
8.	Amanda Cahill	189	2014-18
9.	Kris McGrade	181	1991-94
10.	Dani Thrush	176	1996-99

BLOCKED SHOTS

Rank	Player	Blocks	Year
1.	Quacy Barnes	269	1995-98
2.	Mackenzie Holmes	208	2019-present
3.	Jill Chapman	197	1999-02
4.	Sarah McKay	145	2004-07
5.	Amanda Cahill	135	2014-18
	Denise Jackson	135	1981-84
7.	Angela Hawkins	127	2003-06
8.	Sue Hodges	126	1978-81
9.	Aleksa Gulbe	112	2018-22
10.	Shirley Bryant	93	1992-95

SINGLE SEASON LEADERS

TOTAL POINTS

Rank	Player	Points	Year
1.	Tyra Buss	763	2017-18
2.	Mackenzie Holmes	692	2022-23
3.	Karna Abram	642	1984-85
4.	Karna Abram	626	1986-87
5.	Tyra Buss	620	2015-16
6.	Tyra Buss	619	2016-17
7.	Cyndi Valentin	609	2005-06
8.	Denise Jackson	592	1982-83
9.	Quacy Barnes	583	1997-98
10.	Jori Davis	565	2010-11
11.	Amanda Cahill	563	2017-18
12.	Larryn Brooks	554	2013-14
13.	Grace Berger	535	2018-22
14.	Jenny DeMuth	532	2003-04
15.	Cindy Bumgarner	525	1987-88
16.	Denise Jackson	510	1981-82
17.	Amanda Cahill	502	2014-18
18.	Jori Davis	501	2009-10

POINTS PER GAME

Rank	Player	PPG	Year
1.	Karna Abram	23.2	1986-87
2.	Karna Abram	22.9	1984-85
3.	Mackenzie Holmes	22.3	2022-23
4.	Tyra Buss	20.6	2017-18
5.	Denise Jackson	19.7	1982-83
6.	Jori Davis	19.5	2010-11
7.	Tyra Buss	18.8	2015-16
	Cindy Bumgarner	18.8	1987-88
9.	Cyndi Valentin	18.5	2005-06
10.	Jenny DeMuth	18.3	2003-04

FIELD GOALS MADE

Rank	Player	FGM	Year
1.	Mackenzie Holmes	281	2022-23
2.	Karna Abram	273	1984-85
3.	Karna Abram	261	1986-87
4.	Tyra Buss	254	2017-18
5.	Rachelle Bostic	226	1982-83
6.	Mackenzie Holmes	202	2020-21

FIELD GOAL PERCENTAGE

Rank	Player	Pct.	Year
1.	Mackenzie Holmes	.680 (281-413)	2022-23
2.	Mackenzie Holmes	.634 (144-227)	2019-20
3.	Jenny Dittfach	.611	1995-96
4.	Shirley Bryant	.608	1991-92
5.	Mackenzie Holmes	.607 (202-333)	2020-21
6.	Mackenzie Holmes	.600 (156-260)	2021-22
7.	Shirley Bryant	.595	1992-93

3-POINTERS MADE

Rank	Player	3FGM	Year
1.	Amanda Cahill	78	2017-18
2.	Tyra Buss	75	2017-18
3.	Aulani Sinclair	72	2012-13
4.	Yarden Garzon	70	2022-23
	Kameelah Morgan	70	1998-99
6.	Kris McGrade	69	1991-92

7.	Larryn Brooks	67	2013-14
	Nikki Smith	67	2006-07
9.	Kristi Green	65	1997-98
10.	Kris McGrade	63	1990-91

3-POINTERS ATTEMPTED

Rank	Player	3FGA	Year
1.	Tyra Buss	259	2017-18
2.	Amanda Cahill	194	2017-18
	Kris McGrade	194	1991-92
4.	Nikki Smith	192	2006-07
	Kameelah Morgan	192	1998-99
6.	Kris McGrade	188	1990-91
7.	Aulani Sinclair	187	2012-13
8.	Karlee McBride	182	2016-17
9.	Larryn Brook	177	2013-14
10.	Kristi Green	173	1997-98

3-POINT PERCENTAGE

Rank	Player	Pct.	Year
1.	Jill Hartman	.625	2000-01
2.	Yarden Garzon	.458	2022-23
	Karen Redenbaugh	.458	1994-95
4.	Jill Hartman	.436	1999-00
5.	Tara Jones	.429	2000-01
6.	Jess Walter	.417	2014-15
	Karen Redenbaugh	.417	1993-94
8.	Brenna Wise	.413	2018-19
9.	Amanda Cahill	.408	2015-16
10.	Amanda Cahill	.402	2017-18

FREE THROWS MADE

Rank	Player	FTM	Year
1.	Tyra Buss	203	2015-16
2.	Jenny DeMuth	187	2003-04
3.	Tyra Buss	180	2017-18
4.	Jori Davis	179	2010-11
5.	Quacy Barnes	165	1997-98
6.	Denise Jackson	160	1982-83
7.	Tyra Buss	155	2016-17
8.	Jenny DeMuth	150	2005-06
9.	Cyndi Valentin	147	2005-06
	Joan Ryann	147	1978-79
	Jori Davis	147	2009-10

FREE THROWS ATTEMPTED

Rank	Player	FTA	Year
1.	Tyra Buss	263	2015-16
2.	Tyra Buss	259	2017-18
3.	Quacy Barnes	242	1997-98
4.	Jenny DeMuth	229	2003-04
5.	Jori Davis	225	2010-11
6.	Denise Jackson	219	1982-83
7.	Joan Ryann	206	1978-79
8.	Jori Davis	202	2009-10
9.	Jenny DeMuth	199	2005-06
10.	Whitney Thomas	195	2007-08
11.	Tyra Buss	191	2016-17

SINGLE SEASON LEADERS

FREE THROW PERCENTAGE

Rank	Player	Pct.	Year
1.	Cyndi Valentin	.925 (99-107)	2003-04
2.	Brenna Wise	.916 (109-119)	2018-19
3.	Kristi Green	.908 (99-109)	1997-98
4.	Aulani Sinclair	.907 (68-75)	2011-12
5.	Lisa Furlin	.904 (75-83)	1992-93
6.	Cyndi Valentin	.902 (147-163)	2005-06
7.	Cyndi Valentin	.869 (73-84)	2002-03
8.	Chloe Moore-McNeil	.864 (88-103)	2022-23

CONSECUTIVE FREE THROWS MADE

Rank	Player	Streak	Year
1.	Cyndi Valentin	61	2005-06
2.	Cyndi Valentin	48	2003-04
3.	Kristi Green	31	1997-98
4.	Larryn Brooks	29	2013-14
5.	Nikki Smith	28	2006-07
6.	Cyndi Valentin	25	2002-03
7.	Aulani Sinclair	22	2011-12/2012-13
8.	Brenna Wise	21	2018-19
9.	Aulani Sinclair	19	2011-12
10.	Jenny DeMuth	18	2001-02
	Lisa Furlin	18	1992-93

REBOUNDS

Rank	Player	Reb.	Year
1.	Denise Jackson	366	1982-83
2.	Denise Jackson	348	1981-82
3.	Amanda Cahill	302	2016-17
4.	Amanda Cahill	295	2017-18
5.	Whitney Thomas	286	2007-08
6.	Denise Jackson	285	1983-84
7.	Jill Chapman	282	2001-02
8.	Whitney Thomas	280	2006-07
9.	Amanda Cahill	279	2015-16
10.	Denise Jackson	274	1980-81
11.	Shirley Bryant	258	1994-95
12.	Zan Jefferies	254	1990-91
13.	Zan Jefferies	243	1989-90

ASSISTS

Rank	Player	Asst.	Year
1.	Lori Burroughs	206	1979-80
2.	Tisha Hill	182	1990-91
3.	Tyra Buss	174	2017-18
4.	Ali Patberg	168	2019-20
5.	Tyra Buss	158	2016-17
6.	Chloe Moore-McNeil	155	2022-23
7.	Larryn Brooks	154	2013-14
8.	Tracy Krick	150	1984-85
9.	Julie Johnson	149	1980-81
	Ali Patberg	149	2018-19

STEALS

Rank	Player	Steals	Year
1.	Lori Burroughs	96	1978-79
2.	Lori Burroughs	90	1979-80
3.	Kim Roberson	86	2006-07
4.	Tyra Buss	81	2016-17
5.	Tyra Buss	77	2017-18
	Pam Fritz	77	1988-89

7.	Kim Roberson	76	2007-08
8.	Whitney Thomas	74	2007-08
9.	Nicole Cardaño-Hillary	72	2021-22
	Jenny DeMuth	72	2003-04

BLOCKED SHOTS

Rank	Player	Blocks	Year
1.	Quacy Barnes	95	1996-97
2.	Mackenzie Holmes	81	2020-21
3.	Quacy Barnes	77	1995-96
4.	Jill Chapman	69	2001-02
5.	Quacy Barnes	60	1997-98
6.	Sarah McKay	59	2006-07
7.	Mackenzie Holmes	58	2022-23
8.	Sarah McKay	55	2003-04
9.	Sue Hodges	54	1980-81
10.	Amanda Cahill	52	2017-18

SINGLE GAME LEADERS

POINTS

Rank	Pts	Player	Opponent	Date
1.	40	Karna Abram	Michigan State	1987
2.	39	Karna Abram	Michigan	1987
	39	Karna Abram	Illinois	1985
4.	38	Amanda Cahill	Michigan State	3/1/18
	38	Tyra Buss	NCSU	12/1/16
	38	Rachelle Bostic	South Carolina	1984
7.	37	Tyra Buss	Nebraska	12/17/18
	37	Larryn Brooks	Virginia Tech	12/4/13
	37	Cindy Kerns	Michigan	1999
10.	36	Cindy Bumgarner	Northwestern	1986
	36	Tyra Buss	at Minnesota	2/20/18

FIELD GOALS MADE

Rank	FGM	Player	Opponent	Date
1.	17	Rachelle Bostic	South Carolina	1984
	17	Karna Abram	Michigan State	1987
3.	15	Mackenzie Holmes	Ohio State	2/13/23
4.	14	Amanda Cahill	Michigan State	3/1/18
5.	13	Mackenzie Holmes	EKU	11/25/20
	13	Jill Chapman	Minnesota	2002
	13	Tyra Buss	Nebraska	2/17/18
7.	12	Mackenzie Holmes	at Ohio State	2/13/23
	12	Mackenzie Holmes	at Minnesota	2/1/23
	12	Mackenzie Holmes	at Illinois	1/18/23
	12	Mackenzie Holmes	vs. Memphis	11/26/22
	12	Ali Patberg	at Minnesota	2/22/20

FIELD GOAL PERCENTAGE (minimum 10 attempts)

Rank	Pct.	Player	Opponent	Date
1.	1.000 ⁽¹⁰⁻¹⁰⁾	Mackenzie Holmes	vs. Auburn	11/25/22
	1.000 ⁽¹³⁻¹³⁾	Mackenzie Holmes	EKU	11/25/20
2.	.929 ⁽¹²⁻¹³⁾	Sue Hodges	Michigan St.	1981
2.	.923 ⁽¹²⁻¹³⁾	Quacy Barnes	Michigan St.	1998
3.	.917 ⁽¹¹⁻¹²⁾	Nicole Cardaño-Hillary	at Butler	11/10/21
	.917 ⁽¹¹⁻¹²⁾	Sarah McKay	Dayton	2007
	.917 ⁽¹¹⁻¹²⁾	Cindy Herr	Toledo	1985

3-POINTERS MADE

Rank	Make	Player	Opponent	Date
1.	10	Amy Cherubini	Ohio State	1992
2.	8	Kris McGrade	Indiana State	1993
3.	7	Nicole Cardaño-Hillary	at Butler	11/10/21
	7	Heather Cassady	Western Kentucky	2000
	7	Cyndi Valentín	Indiana State	2005
	7	Aulani Sinclair	FIU	2011
	7	Aulani Sinclair	SIU-Edwardsville	12/16/12
	7	Aulani Sinclair	Iowa	2/28/13
	7	Larryn Brooks	Milwaukee	12/11/13
	7	Tyra Buss	at Minnesota	2/20/18
11.	6	Kris McGrade	Illinois	1992
	6	Jaime Garner	Michigan	1995
	6	Kameelah Morgan	Michigan	1998
	6	Kameelah Morgan	Purdue	1999
	6	Taylor Agler	at Iowa	1/25/14
	6	Jaelynn Penn	vs. Michigan	1/24/19
	6	Ali Patberg	vs. Iowa	2/21/19

3-POINTERS ATTEMPTED

Rank	Att	Player	Opponent	Date
1.	19	Kris McGrade	Indiana State	1993
2.	15	Kris McGrade	Wisconsin	1992
	15	Jaime Garner	Iowa	1995
4.	14	Tyra Buss	at Minnesota	2/20/18
	14	Kris McGrade	Western Illinois	1991
	14	Amy Cherubini	Ohio State	1991
6.	13	Amy Cherubini	Iowa	1992
	13	Amy Cherubini	Ohio State	1992
	13	Kris McGrade	Ball State	1993
	13	Jaime Garner	Minnesota	1995
	13	Hope Elam	Georgia	2011
	13	Aulani Sinclair	Michigan	2012
	13	Aulani Sinclair	SIU-Edwardsville	12/16/12
	13	Aulani Sinclair	UIC	12/31/12
14.	12	Nikki Smith	Michigan State	2007
	12	Karlee McBride	Ohio State	12/31/16

3-POINT PERCENTAGE

Rank	Pct.	Player	Opponent	Date
1.	1.000	Ali Patberg	Illinois	1/6/20
	1.000	Jess Walter	Iowa	2/15/15
	1.000	Nicole Bell	Belmont	12/4/12
	1.000	Whitney Lindsay	Minnesota	2011
	1.000	Heather Cassady	Wisconsin	2000
	1.000	Heather Cassady	Washington St.	2000
	1.000	Kristi Green	Kentucky	1997
	1.000	Rachael Honegger	Northwestern	1998
8.	.875	Nicole Cardaño-Hillary	at Butler	11/10/21
9.	.833	Jori Davis	Florida State	2010
	.833	Nikki Smith	Wright State	2007
	.833	Kay Morgan	ETSU	1999
	.833	Kristi Green	Purdue	1999

FREE THROWS MADE

Rank	FTM	Player	Opponent	Date
1.	19	Tyra Buss	Florida	12/20/16
2.	17	Jori Davis	Cleveland State	2011
3.	16	Alexis Gassion	Penn State	1/22/15
	16	Whitney Thomas	James Madison	2008
5.	15	Tyra Buss	Samford	12/11/15
	15	Jori Davis	Penn State	2010
	15	Denise Jackson	Wisconsin	1982
8.	14	Tyra Buss	at NC State	12/1/16
	14	Tyra Buss	at IPFW	11/24/15
	14	Aulani Sinclair	Northwestern	1/6/13
	14	Jenny DeMuth	Eastern Michigan	2006
	14	Jenny DeMuth	North Texas	2004
	14	Jenny DeMuth	Ball State	2002

FREE THROW ATTEMPTS

Rank	Att	Player	Opponent	Date
1.	20	Tyra Buss	Florida	12/20/16
	20	Jori Davis	Miami (OH)	2011
	20	Zan Jefferies	Purdue	1990
4.	18	Tyra Buss	at IPFW	11/24/15
	18	Alexis Gassion	Penn State	1/22/15
	18	Jori Davis	Northwestern	2011
	18	Jori Davis	Cleveland State	2011
	18	Whitney Thomas	James Madison	2008

SINGLE GAME LEADERS

	18	Denise Jackson	Wisconsin	1981
10.	17	Tyra Buss	Minnesota	2/18/16
	17	Tyra Buss	Michigan State	1/13/16
	17	Tyra Buss	Samford	12/11/15

REBOUNDS

Rank	Reb.	Player	Opponent	Date
1.	22	Denise Jackson	Purdue	1981
	22	Shirley Bryant	Michigan	1985
3.	21	Jill Chapman	Ball State	1999
	21	Denise Jackson	Pittsburgh	1984
	21	Denise Jackson	Michigan	1983
	21	Denise Jackson	Northwestern	1983
7.	20	Alexis Gassion	Oakland	12/17/16
	20	Denise Jackson	C. Missouri State	1983
	20	Denise Jackson	Iowa	1983
10.	19	Whitney Thomas	Cincinnati	2008
	19	Denise Jackson	Purdue	1984
	19	Denise Jackson	Minnesota	1981

ASSISTS

Rank	Asst.	Player	Opponent	Date
1.	15	Tracy Krick	Purdue	1985
2.	13	Tisha Hill	Kentucky	1991
	13	Ali Patberg	Missouri St.	12/9/18
4.	12	Grace Berger	at Penn St.	1/7/21
	12	Kristen Bodine	Ball State	2002
	12	Lori Burroughs	Stanford	1980
	12	Kim Land	Michigan State	1981
	12	Amy Metheny	Illinois	1981
	12	Tracy Krick	Stanford	1985
	12	Tracy Krick	Illinois	1985
	12	Tracy Krick	Purdue	1985
	12	Dani Thrush	Iowa	1999

STEALS

Rank	Stl	Player	Opponent	Date
1.	9	Kim Roberson	Wake Forest	2008
	9	Deb McClurg	Northwestern	1982
	9	Amy Cherubini	UIC	1991
4.	8	Nicole Cardaño-Hillary	at Michigan	1/31/22
	8	Tyra Buss	UMass Lowell	11/23/16
	8	Tyra Buss	Valparaiso	1/18/14
	8	Heather Cassady	Illinois	2000
	8	Ann Mooney	Indiana State	1988
9.	7	Tyra Buss	Milwaukee	3/18/18
	7	Tyra Buss	Nebraska	2/7/16
	7	Tyra Buss	Gardner-Webb	11/15/14
	7	Whitney Thomas	Wichita State	2008
	7	Jenny DeMuth	Iowa	2004
	7	Shirley Bryant	Eastern Illinois	1994
	7	Jaime Garner	Evansville	1994
	7	Zan Jefferies	Ohio State	1990

BLOCKS

Rank	Blk	Player	Opponent	Date
1.	10	Quacy Barnes	Youngstown State	1997
2.	7	Mackenzie Holmes	EKU	11/25/20
	7	Amanda Cahill	Nebraska	2/17/2018
	7	Sarah McKay	Michigan State	2004
	7	Quacy Barnes	Michigan State	1997
	7	Quacy Barnes	Illinois	1997
5.	6	Quaneisha McCurdy	Clemson	11/28/12
	6	Quaneisha McCurdy	Colorado State	2012
	6	Sarah McKay	Wisconsin	2007
	6	Sarah McKay	Illinois	2004
	6	Jill Chapman	Penn State	2002

* current players in **bold**

FRESHMAN LEADERS

POINTS - SINGLE GAME

Rank	Pts	Player	Opponent	Date
1.	37	Larryn Brooks	Virginia Tech	12/4/13
2.	33	Larryn Brooks	Marquette	3/22/14
3.	32	Denise Jackson	Michigan State	2/13/81
4.	31	Dorothy Raffel	DePaul	2/2/80
	31	Jill Chapman	Michigan State	2/26/99
6.	28	Shirley Bryant	BYU	12/30/91
	28	Dorothy Raffel	Illinois	12/12/79
	28	Dorothy Raffel	Michigan	2/12/80
	28	Dorothy Raffel	Pittsburgh	12/22/79
10.	27	Larryn Brooks	Northwestern	3/27/14
	27	Larryn Brooks	Milwaukee	12/11/13
	27	Shirley Bryant	Marquette	12/19/91
	27	Denise Jackson	Dayton	11/29/80
14.	25	Larryn Brooks	Minnesota	1/19/14
	25	Larryn Brooks	at IPFW	11/12/13
	25	Jaelynn Penn	vs. UT Martin	3/15/18
17.	24	Tyra Buss	at Boston College	12/23/14
	24	Sarah McKay	Ball State	12/31/03

REBOUNDS - SINGLE GAME

Rank	Reb	Player	Opponent	Date
1.	22	Denise Jackson	Purdue	2/3/81
2.	19	Denise Jackson	Minnesota	2/28/81
3.	18	Amanda Cahill	Indiana State	11/30/14
	18	Angela Hawkins	North Texas	12/11/02
5.	17	Angela Hawkins	Wisconsin	3/6/03
6.	16	Quaneisha McCurdy	Belmont	11/18/11
	16	Sarah McKay	Ball State	12/31/03
	16	Shirley Bryant	Marquette	12/19/91
	16	Shirley Bryant	Indiana State	11/27/91
	16	Denise Jackson	UIC	2/7/81
	16	Rachelle Bostic	Ball State	1/13/81
12.	15	Tyra Buss	Michigan State	12/31/14
	15	Jill Hartman	East Carolina	11/27/99

ASSISTS - SINGLE GAME

Rank	Ast	Player	Opponent	Date
1.	10	Larryn Brooks	at Illinois	2/2/14
	10	Larryn Brooks	Minnesota	1/19/14
3.	9	Larryn Brooks	at Illinois	2/2/14
	9	Larryn Brooks	Iowa	1/2/14
5.	8	Tyra Buss	Penn State	3/4/15
	8	Leah Enterline	N.C. State	12/14/03
7.	7	Yarden Garzon	Wisconsin	1/15/23
	7	Yarden Garzon	UNC	12/2/22
	7	Tyra Buss	ETSU	11/26/14
	7	Larryn Brooks	at Minnesota	2/27/14
	7	Larryn Brooks	Ohio State	1/11/14
	7	Heather Cassidy	Michigan	2/21/99
	7	Kristi Green	Northwestern	1/26/96
	7	Kristi Green	Minnesota	1/21/96

BLOCKS - SINGLE GAME

Rank	Blk	Player	Opponent	Date
1.	7	Sarah McKay	Michigan St.	2/29/04
2.	6	Quaneisha McCurdy	Colorado St.	12/21/11
	6	Sarah McKay	Illinois	1/22/04
4.	5	Mackenzie Holmes	Nicholls St.	11/10/19
	5	Amanda Cahill	Illinois	2/11/15

5	Quacy Barnes	Penn State	3/5/95	
5	Quacy Barnes	Northwestern	1/27/95	
5	Quacy Barnes	Lamar	12/31/94	
9.	4	Simone Deloach	at Minnesota	2/27/14
4	Alexis Gassion	at Purdue	1/17/14	
4	Sarah McKay	Iowa	1/15/04	
4	Angela Hawkins	EKU	11/26/02	
4	Jill Chapman	Akron	11/21/98	

POINTS - SEASON

Rank	Player	Points	Year
1.	Larryn Brooks	554	2013-14
2.	Dorothy Reffel	454	1979-80
3.	Jill Chapman	440	1998-99
4.	Rachelle Bostic	420	1980-81
5.	Denise Jackson	403	1980-81
6.	Shirley Bryant	390	1991-92
	Jaelynn Penn	390	2017-18
8.	Yarden Garzon	355	2022-23

POINTS PER GAME - SEASON

Rank	Player	PPG	Year
1.	Cindy Bumgarner	16.7	1984-85
2.	Larryn Brooks	16.3	2013-14
3.	Dorothy Reffel	15.1	1979-80
4.	Shirley Bryant	14.4	1991-92
5.	Jill Chapman	14.2	1998-99
6.	Tyra Buss	11.7	2014-15
	Rachel Bostic	11.7	1980-81
8.	Yarden Garzon	11.1	2022-23
9.	Mackenzie Holmes	10.8	2019-20

3-POINTERS MADE - SEASON

Rank	Player	3FGM	Year
1.	Yarden Garzon	70	2022-23
2.	Larryn Brooks	67	2013-14
3.	Kris McGrade	63	1990-91
4.	Taylor Agler	49	2013-14
5.	Jaelynn Penn	47	2017-18
6.	Jess Walter	43	2014-15
7.	Jamie Braun	42	2006-07
8.	Jamie Garner	40	1994-95
9.	Alexis Gassion	36	2013-14
	Nicole Bell	36	2012-13

3-POINT ATTEMPTS - SEASON

Rank	Player	3FGA	Year
1.	Kris McGrade	188	1990-91
2.	Larryn Brooks	177	2013-14
3.	Yarden Garzon	153	2022-23
4.	Jamie Garner	136	1993-94
5.	Taylor Agler	134	2013-14
6.	Jaelynn Penn	129	2017-18
7.	Nicole Bell	120	2012-13
8.	Alexis Gassion	119	2013-14
9.	Tyra Buss	104	2014-15
10.	Jess Walter	103	2014-15

FREE THROWS MADE - SEASON

Rank	Player	FTM	Year
1.	Larryn Brooks	129	2013-14

FRESHMAN LEADERS

2.	Tyra Buss	95	2014-15
3.	Cindy Bumgarner	87	1984-85
4.	Jenny DeMuth	84	2001-02
5.	Dorothy Reffel	80	1979-80
6.	Kris McGrade	75	1990-91
	Denise Jackson	75	1980-81
8.	Jaelynn Penn	71	2017-18
9.	Bendu Yeaney	69	2017-18

FREE THROW ATTEMPTS - SEASON

Rank	Player	FTA	Year
1.	Larryn Brooks	155	2013-14
2.	Tyra Buss	140	2014-15
3.	Jenny DeMuth	127	2001-02
4.	Shirley Bryant	121	1991-92
5.	Kris McGrade	116	1990-91
6.	Denise Jackson	113	1980-81
7.	Dorothy Reffel	100	1979-80
8.	Bendu Yeaney	96	2017-18
9.	Mackenzie Holmes	86	2019-20

REBOUNDS - SEASON

Rank	Player	Reb	Year
1.	Denise Jackson	274	1980-81
2.	Amanda Cahill	239	2014-15
3.	Shirley Bryant	237	1991-92
4.	Whitney Thomas	236	2005-06
5.	Jill Chapman	235	1998-99
6.	Rachelle Bostic	225	1980-81
7.	Yarden Garzon	170	2022-23
8.	Mackenzie Holmes	166	2019-20

REBOUNDS PER GAME - SEASON

Rank	Player	RPG	Year
1.	Shirley Bryant	8.8	1991-92
2.	Angela Hawkins	7.9	2002-03
3.	Denise Jackson	7.8	1980-81
4.	Amanda Cahill	7.7	2014-15
5.	Jill Chapman	7.6	1998-99
	Robin Stevenson	7.6	1975-76
6.	Yarden Garzon	5.3	2022-23
7.	Mackenzie Holmes	5.2	2019-20

ASSISTS - SEASON

Rank	Player	Asst	Year
1.	Larryn Brooks	154	2013-14
2.	Julie Johnson	149	1980-81
3.	Kim Land	140	1980-81
4.	Linda Cunningham	132	1982-83
5.	Jaelynn Penn	111	2017-18
6.	Kris McGrade	101	1990-91
7.	Yarden Garzon	95	2022-23

ASSISTS PER GAME - SEASON

Rank	Player	APG	Year
1.	Larryn Brooks	4.5	2013-14
2.	Linda Cunningham	4.4	1982-83
3.	Julie Johnson	4.1	1980-81
4.	Lori Burroughs	3.9	1978-79
5.	Kim Land	3.8	1980-81
6.	Yarden Garzon	3.0	2022-23

BLOCKS - SEASON

Rank	Player	Blk	Year
1.	Sarah McKay	55	2003-04
2.	Shirley Bryant	47	1991-92
3.	Quacy Barnes	37	1994-95
4.	Jill Chapman	36	1998-99
5.	Quaneisha McCurdy	33	2011-12
6.	Denise Jackson	31	1980-81
7.	Yarden Garzon	28	2022-23
8.	Mackenzie Holmes	27	2019-20

STEALS - SEASON

Rank	Player	Steals	Year
1.	Lori Burroughs	96	1978-79
2.	Tyra Buss	65	2014-15
3.	Kim Land	59	1980-81
4.	Julie Johnson	53	1980-81
	Kris McGrade	53	1990-91
6.	Jamie Braun	51	2006-07
7.	Yarden Garzon	30	2022-23

GAMES PLAYED - SEASON

Rank	Player	Games	Year
1.	Jaelynn Penn	37	2017-18
2.	Bendu Yeaney	36	2017-18
	Julie Johnson	36	1979-80
	Kim Land	36	1979-80
5.	Linsey Marchese	35	2017-18
	Keyanna Warthen	35	2017-18
	Denise Jackson	35	1980-81
	Ruth Sherman	35	1977-78
9.	Grace Berger	34	2018-19
	Larryn Brooks	34	2013-14
	Taylor Agler	34	2013-14
	Alexis Gassion	34	2013-14

GAMES STARTED - SEASON

Rank	Player	Starts	Year
1.	Jaelynn Penn	37	2017-18
2.	Bendu Yeaney	36	2017-18
3.	Julie Johnson	36	1979-80
	Kim Land	36	1979-80
5.	Denise Jackson	35	1980-81
	Ruth Sherman	35	1977-78
7.	Larryn Brooks	34	2013-14
	Taylor Agler	34	2013-14
9.	Jamie Braun	33	2006-07
10.	Yarden Garzon	32	2022-23

TEAM RECORDS

POINTS		
Game		
1.	115	Gardner-Webb 11/15/14
2.	111	Nicholls St. 11/10/20
	111	Michigan State 3/1/18
4.	110	UAB 3/21/91
5.	107	at Clev St. 12/21/13
6.	103	Ball State 11/23/02
	103	E. Tenn. State 11/22/98
	103	Minnesota 2/16/97
	103	Wisconsin 2/1/91
10.	102	Florida 12/20/16
11.	101	Illinois State 11/30/01
12.	100	N. Kentucky 12/8/16

Season		
1.	2,595	2017-18
2.	2,589	2022-23
3.	2,547	2016-17
4.	2,492	1980-81
5.	2,369	2013-14
6.	2,361	2015-16
7.	2,353	2021-22
8.	2,348	2018-19
9.	2,342	1997-98
10.	2,322	2019-20

Average Per Game		
1.	80.9	2022-23
2.	74.9	2016-17
3.	74.4	2020-21
4.	73.9	1990-91
5.	73.5	1991-92
6.	73.2	1993-94
7.	72.6	2019-20
8.	72.1	1995-96
9.	71.9	2014-15
10.	71.7	1998-99

FIELD GOALS MADE		
Game		
1.	46	Gardner-Webb 11/15/14
	46	Purdue 1975
3.	43	N. Kentucky 12/8/16
4.	42	Liberty 1992
5.	41	Minnesota 1997
6.	40	Missouri St. 12/9/18

Season		
1.	1,052	1980-81
2.	951	2022-23
3.	934	2017-18
	934	2016-17
5.	876	2021-22
6.	862	2019-20
7.	852	2018-19
8.	850	2013-14
9.	846	1981-82
	846	1982-83

FIELD GOAL ATTEMPTS			
Game			
1.	88	C. Missouri State	1983
2.	86	Gardner-Webb	11/15/14
	86	Wisconsin	1991
4.	85	Wisconsin	1989
5.	80	Nebraska	12/20/21

Season			
1.	2,401	1980-81	
2.	2,091	2017-18	
3.	2,086	2016-17	
4.	2,080	2013-14	
5.	2,019	1981-82	
6.	1,988	2018-19	
7.	1,966	1982-83	
8.	1,961	2006-07	
9.	1,948	2007-08	
10.	1,946	1990-91	

FIELD GOAL PERCENTAGE			
Game			
1.	.686	Iowa	1975
2.	.674	Michigan St.	1998
3.	.646	Kentucky	1983
4.	.640	North Texas	12/5/2016
5.	.627	Rutgers	1/29/23
5.	.606	Missouri St.	12/9/18

Season			
1.	.497	2022-23	
2.	.470	1985-86	
3.	.461	2019-20	
	.461	1984-85	
5.	.455	1979-80	
6.	.454	2020-21	
	.454	2021-22	
8.	.453	1995-96	
9.	.448	1997-98	
	.448	2016-17	

THREE-POINTERS MADE			
Game			
1.	16	Gardner-Webb	11/15/14
2.	13	at Iowa	2/24/18
	13	Illinois	2/11/15
	13	Iowa	2/28/13
5.	12	15 times	
		last vs. Michigan St.	2/2/23

Season			
1.	259	2013-14	
2.	240	2017-18	
3.	236	2014-15	
4.	229	2022-23	
5.	216	2016-17	
6.	204	1997-98	
7.	189	1998-99	
8.	187	2006-07	

9.	184	2010-11
10.	180	2018-19

THREE-POINT ATTEMPTS			
Game			
1.	36	Ohio State	1/8/15
	34	Penn State	2/13/14
3.	30	at Purdue	1/4/15
	30	Morehead St	11/21/14
	30	Gardner-Webb	11/15/14
	30	at Penn State	1/22/14
7.	29	at Tennessee	11/14/22
	29	vs. Iowa	2/21/19
	29	vs. Iowa	2/22/17
	29	at Maryland	2/26/15
	29	Northwestern	3/27/14
	29	at Minnesota	2/27/14
	29	Minnesota	1/19/14
	29	USC Upstate	12/1/13

Season			
1.	752	2013-14	
2.	714	2014-15	
3.	656	2017-18	
4.	638	2016-17	
5.	621	2022-23	
6.	592	1997-98	
7.	588	2006-07	
8.	579	2010-11	
9.	571	1998-99	
T10.	542	2015-16	
T10.	542	2009-10	

THREE-POINT PERCENTAGE			
Game			
1.	.786 (11-14)	Northwestern	2009
2.	.724 (10-14)	Wisconsin	2006
3.	.700 (7-10)	Yale	12/28/15
	.700 (7-10)	Wisconsin	2006
5.	.611 (11-18)	Rutgers	1/29/23

Season			
1.	.369	2022-23	
2.	.366	2017-18	
3.	.359	2000-01	
4.	.349	2018-19	
5.	.345	1997-98	
6.	.344	2013-14	
7.	.339	2016-17	
8.	.333	1991-92	
9.	.331	2014-15	
	.331	1998-99	

FREE THROWS MADE			
Game			
1.	34	UAB	1991
2.	32	Michigan	1/3/16
3.	31	Penn State	12/31/18
	31	Western Illinois	2004
	31	Ball State	1996

TEAM RECORDS

31	Evansville	1996
7. 30	Michigan St.	3/3/23
30	at Ohio St.	2/2
30	vs. Florida	12/20/16

Season

1.	530	1997-98
2.	519	1990-91
3.	518	2015-16
4.	487	2017-18
5.	480	2001-02
6.	478	2007-08
7.	468	2005-06
	468	1995-96
9.	464	2018-19
10.	463	2016-17

FREE THROWS ATTEMPTED

Game

1.	50	UAB	1991
2.	42	Minnesota	2/18/16
	42	Michigan	1/3/16
3.	40	at Ohio St.	2/27/21
	40	at IPFW	11/12/13
	40	Georgetown	2002
6.	39	Penn State	2009
7.	38	at IPFW	11/24/15
8.	37	vs. Penn St.	12/31/18
	37	Georgia	1983
	37	Purdue	1977

Season

1.	750	1990-91
2.	712	2015-16
3.	711	1997-98
4.	709	2001-02
5.	688	2017-18
6.	683	2007-08
7.	670	2006-07
8.	660	2005-06
9.	644	1995-96
10.	631	1978-79

FREE THROW PERCENTAGE

Game

1.	1.000 (14-14)	Oklahoma St.	2012
	1.000 (14-14)	Michigan St.	1987
3.	.950 (19-20)	Dayton	2008
4.	.944 (17-18)	Iowa	2006
5.	.941 (16-17)	at Iowa	2/26/23
6.	.938 (30-32)	vs. Florida	12/20/16
	.938 (15-16)	at Rutgers	1/31/19
8.	.933 (14-15)	at Minnesota	12/23/20
	.929 (13-14)	Wisconsin	2004
	.929 (13-14)	Wisconsin	1985

Season

1.	.765	2022-23
2.	.749	1979-80
3.	.747	2021-22

4.	.745	1997-98
5.	.744	2018-19
	.744	2003-04
7.	.743	2014-15
8.	.736	2016-17
9.	.733	1985-86
10.	.732	1987-88

REBOUNDS

Game

1.	69	Western Michigan	1982
2.	66	Wisconsin	1985
3.	61	Nebraska	12/20/20
3.	60	Ball State	1981

Season

1.	1,354	1980-81
2.	1,345	1981-82
3.	1,332	2013-14
4.	1,317	1982-83
5.	1,283	2016-17
6.	1,255	2006-07
7.	1,250	2018-19
8.	1,235	2015-16
	1,235	2011-12
10.	1,229	2019-20

ASSISTS

Game

1.	33	Nicholls State	2019
	29	Ball State	2002
	29	Minnesota	1997
4.	28	EKU	11/25/20
5.	27	at Cleveland St.	12/21/13
	27	Kentucky	1991
7.	26	4 times last	1/15/23

Season

1.	584	2022-23
2.	564	2016-17
3.	520	1980-81
4.	517	2000-01
5.	504	1997-98
	504	1998-99
7.	491	1990-91
8.	490	2017-18
9.	485	1984-85
10.	482	1979-80

BLOCKS

Game

1.	12	C. Michigan	1981
2.	11	TN Tech	3/18/23
	11	EKU	11/25/20
	11	Michigan St.	2004
	11	Illinois	2004
	11	Purdue	2002
	11	Youngstown St.	1997

Season

1.	156	2022-23
2.	147	2003-04
3.	138	1980-81
4.	129	2017-18
5.	125	2001-02
6.	124	2011-12
7.	123	2020-21
8.	121	2006-07
9.	120	1996-97
10.	117	1995-96

STEALS

Game

1.	24	Ball State	1991
2.	19	Minnesota	1989
	19	Long Beach St.	2001
4.	18	UMass Lowell	11/23/16
	18	Valparaiso	11/18/14
	18	Gardner-Webb	11/15/14
	18	Evansville	1995
	18	Dayton	2007

Season

1.	351	1988-89
2.	331	2006-07
3.	329	1991-92
4.	314	2007-08
5.	308	1980-81
6.	305	2008-09
7.	292	2000-01
8.	289	1990-91
9.	284	2010-11
10.	281	2005-06

MISCELLANEOUS RECORDS

BIGGEST WINS

Margin	Opponent (Site)	Score	Date
76	Taylor (H)	100-24	2/21/75
64	Nicholls St. (H)	111-47	11/10/19
63	Morehead St. (H)	87-24	12/18/22
60	Illinois (H)	76-16	12/6/74
56	UMass Lowell (H)	93-37	11/11/22
56	Wofford (H)	90-34	11/22/02
56	Minnesota (H)	93-37	12/7/74
56	Ball State (H)	98-42	11/25/91
55	Vincennes (H)	70-15	2/25/72
54	Wisconsin (H)	83-29	12/7/74
51	Liberty (H)	97-46	11/30/91
51	N. Kentucky (H)	100-49	12/8/16
49	EKU (H)	100-51	11/25/20
48	Louisville (H)	75-27	1/29/71
48	Evansville (H)	97-49	11/30/94
48	Stetson (H)	91-43	11/26/99
48	Illinois State (H)	101-53	11/30/01

BIGGEST LOSSES

Margin	Opponent (Site)	Score	Date
54	Ohio State (H)	49-103	1/8/15
50	Kentucky (A)	52-102	12/15/79
47	Penn State (A)	48-95	1/24/00
46	USC (A)	53-99	12/5/85
43	William Penn (H)	33-76	2/4/78
41	Purdue (A)	46-87	2/15/01
41	Minnesota (A)	43-84	1/2/12
38	lowa (A)	47-85	2/25/90
38	Penn State (H)	36-74	2/17/00
36	Maryland (H)	56-92	2/5/17
35	Bowling Green (A)	47-82	12/6/06
35	Purdue (A)	62-97	1/22/99
35	Illinois (H)	69-104	2/14/99
35	Kentucky (H)	38-73	1/21/78

CAREER TRIPLE-DOUBLES - ALL GAMES

Rank	Player	Total	Years
1.	Grace Berger	3	2020-21

CAREER TRIPLE-DOUBLES - BIG TEN GAMES

Rank	Player	Total	Years
1.	Grace Berger	2	2020-21

CAREER DOUBLE-DOUBLES - ALL GAMES

Rank	Player	Total	Years
1.	Denise Jackson	63	1981-84
2.	Jill Chapman	42	1999-02
3.	Amanda Cahill	40	2014-18
4.	Shirley Bryant	36	1992-95
5.	Whitney Thomas	32	2006-09
6.	Rachelle Bostic	30	1981-84
7.	Zan Jefferies	24	1988-91
8.	Mackenzie Holmes	20	2019-present
T9.	Pam Owens	18	1990-91
T9.	Cindy Bumgarner	18	1985-88
T9.	Jenny DeMuth	17	2002-06

CAREER DOUBLE-DOUBLES - BIG TEN GAMES

Rank	Player	Total	Years
1.	Denise Jackson	39	1981-84
2.	Amanda Cahill	31	2014-18
3.	Jill Chapman	22	1999-02
4.	Whitney Thomas	17	2006-09
5.	Rachelle Bostic	16	1981-84
6.	Zan Jefferies	15	1988-91
7.	Mackenzie Holmes	14	2019-present
T8.	Cindy Bumgarner	12	1985-88
T8.	Shirley Bryant	12	1992-95
19.	Karna Abram	10	1984-87

SINGLE SEASON DOUBLE-DOUBLES

Rank	Player	Total	Years
1.	Denise Jackson	20	1981-82
	Denise Jackson	20	1982-83
3.	Jill Chapman	16	2001-02
4.	Denise Jackson	14	1983-84
5.	Whitney Thomas	12	2007-08
	Amanda Cahill	12	2016-17
7.	Amanda Cahill	11	2017-18
	Amanda Cahill	11	2015-16
	Rachelle Bostic	11	1981-82
10.	Shirley Bryant	10	1991-92
	Shirley Bryant	10	1994-95
	Cindy Kerns	10	1998-99
	Jill Chapman	10	1999-00
	Whitney Thomas	10	2008-09

SINGLE SEASON DOUBLE-DOUBLES - BIG TEN GAMES

Rank	Player	Total	Years
1.	Denise Jackson	14	1982-83
2.	Amanda Cahill	9	2015-16
	Whitney Thomas	9	2007-08
	Jill Chapman	9	2001-02
5.	Rachelle Bostic	8	1981-82
	Denise Jackson	8	1983-84
7.	Jenny Dittfach	7	1995-96
8.	Mackenzie Holmes	6	2022-23
	Mackenzie Holmes	6	2020-21
	Amanda Cahill	6	2016-17
	Sarah McKay	6	2006-07
	Denise Jackson	6	1980-81
	Denise Jackson	6	1981-82
	Rachelle Bostic	6	1982-83
	Zan Jefferies	6	1988-89

CAREER 20-10 PERFORMANCES - ALL GAMES

Rank	Player	Total	Years
1.	Denise Jackson	36	1981-84
2.	Rachelle Bostic	15	1981-84
3.	Karna Abram	13	1984-87
	Shirley Bryant	13	1992-95
5.	Jill Chapman	11	1999-02
6.	Zan Jefferies	8	1988-91
7.	Mackenzie Holmes	7	2019-present
	Cindy Bumgarner	7	1985-88
	Jenny DeMuth	7	2002-06
10.	Amanda Cahill	5	2014-18

MISCELLANEOUS RECORDS

CAREER 20-10 PERFORMANCES - BIG TEN GAMES

Rank	Player	Total	Years
1.	Denise Jackson	21	1981-84
2.	Rachelle Bostic	8	1981-84
	Karna Abram	8	1984-87
4.	Cincy Bumgarner	7	1985-88
5.	Mackenzie Holmes	6	2019-present
6.	Zan Jefferies	5	1988-91
	Jill Chapman	5	1999-02
8.	Amanda Cahill	3	2014-18
	Jenny Dittfach	3	1994-96

CAREER 30-10 PERFORMANCES - ALL GAMES

Rank	Player	Total	Years
1.	Denise Jackson	3	1981-84
2.	Mackenzie Holmes	2	2019-present
	Rachelle Bostic	2	1981-84
	Cindy Bumgarner	2	1985-88
	Karna Abram	2	1984-87
	Jill Chapman	2	1999-02
7.	Jenny DeMuth	1	2002-06
	Dawn Douglas	1	1990-93
	Lisa Furlin	1	1993-96
	Jenny Dittfach	1	1994-96

CAREER 30-10 PERFORMANCES - BIG TEN GAMES

Rank	Player	Total	Years
1.	Mackenzie Holmes	2	2019-present
	Denise Jackson	2	1981-84
	Cindy Bumgarner	2	1985-88
3.	Karna Abram	1	1984-87
	Dawn Douglas	1	1990-93
	Jenny Dittfach	1	1994-96
	Jill Chapman	1	1999-02

*current players in **bold**

ALL-TIME COACHING RECORDS

Coach	Win	Loss	Win	Loss	Coach	Win	Loss	Win	Loss
Bea Gorton	14	2			Felisha Legette-Jack	19	14	6	10
Bea Gorton	16	3			Felisha Legette-Jack	18	15	10	8
Bea Gorton	15	5			Felisha Legette-Jack	21	11	11	7
Bea Gorton	17	5			Felisha Legette-Jack	14	16	7	11
Bea Gorton	11	13			Felisha Legette-Jack	9	20	3	13
Totals (5 seasons)	73	28			Felisha Legette-Jack	6	24	1	15
					Totals (6 seasons)	87	100	38	64
Joy Malchodi	14	12			Curt Miller	11	19	2	16
Joy Malchodi	7	16			Curt Miller	21	13	5	11
Joy Malchodi	21	14			Totals (2 seasons)	32	32	7	27
Joy Malchodi	18	14							
Totals (4 seasons)	60	56			Teri Moren	15	16	4	14
					Teri Moren	21	12	12	6
Maryalyce Jeremiah	21	16			Teri Moren	23	11	10	6
Maryalyce Jeremiah	17	13			Teri Moren	23	14	9	7
Maryalyce Jeremiah	19	11	15	3	Teri Moren	21	13	8	10
Maryalyce Jeremiah	17	11	11	7	Teri Moren	24	8	13	5
Maryalyce Jeremiah	16	12	11	7	Teri Moren	21	6	16	2
Totals (5 seasons)	90	63	37	17	Teri Moren	24	9	11	5
					Teri Moren	28	4	16	2
Jorja Hoehn	17	11	10	8	Total (9 seasons)	200	93	99	57
Jorja Hoehn	10	17	5	13					
Jorja Hoehn	12	16	7	11					
Totals (3rd Season)	39	44	22	32					
Jim Izard	16	12	9	9					
Jim Izard	12	16	6	12					
Jim Izard	18	13	8	10					
Jim Izard	16	12	8	10					
Jim Izard	14	13	5	13					
Jim Izard	19	9	10	8					
Jim Izard	19	10	8	8					
Jim Izard	14	13	5	11					
Jim Izard	16	13	7	9					
Jim Izard	21	12	10	6					
Jim Izard	13	18	2	14					
Jim Izard	10	18	5	11					
Totals (12 seasons)	188	159	83	121					
Kathi Bennett	20	11	9	7					
Kathi Bennett	17	14	8	8					
Kathi Bennett	13	15	5	11					
Kathi Bennett	12	17	4	12					
Kathi Bennett	10	18	3	13					
Totals (5 seasons)	72	75	29	51					
Sharon Versyp	19	14	9	7					
Totals (1 season)	19	14	9	7					

YEARLY LEADERS

POINTS

Year	Name	G	FG	FT	AVG	TP
1975-76	Sue Ramsey	25	114	26	10.2	254
1976-77	Diann Nestel	26	137	51	13.0	325
1977-78	Diann Nestel	22	114	64	13.3	292
1978-79	Barb Krieger	35	196	42	12.4	434
1979-80	Dorothy Raffel	30	187	80	15.1	454
1980-81	Sue Hodges	36	202	50	12.6	454
1981-82	Denise Jackson	30	199	110	17.0	510
1982-83	Denise Jackson	30	216	160	19.7	592
1983-84	Rachelle Bostic	28	199	40	15.6	438
1984-85	Karna Abram	28	273	96	22.9	642
1985-86	Karna Abram	28	198	75	16.8	471
1986-87	Karna Abram	27	261	104	23.3	626
1987-88	Cindy Bumgarner	28	205	111	18.8	525
1988-89	Ann Mooney	28	160	84	15.4	430
1989-90	Zandrea Jefferies	28	159	106	15.2	426
1990-91	Pam Owens	31	162	112	14.1	436
1991-92	Shirley Bryant	27	160	70	14.4	390
1992-93	Shirley Bryant	27	128	38	10.9	294
1993-94	Shirley Bryant	28	168	52	13.9	388
1994-95	Shirley Bryant	29	171	86	14.9	431
1995-96	Lisa Furlin	27	143	79	14.6	394
1996-97	Quacy Barnes	29	160	81	13.8	401
1997-98	Quacy Barnes	33	209	165	17.7	583
1998-99	Cindy Kerns	31	193	67	15.2	471
1999-00	Jill Chapman	28	182	82	16.1	451
2000-01	Jill Chapman	31	195	85	15.3	475
2001-02	Jill Chapman	31	205	89	16.1	499
2002-03	Jenny DeMuth	28	114	93	12.0	336
2003-04	Jenny DeMuth	29	160	187	18.3	532
2004-05	Cyndi Valentin	28	146	84	15.0	420
2005-06	Cyndi Valentin	33	207	147	18.5	609
2006-07	Nikki Smith	33	119	90	12.0	395
2007-08	Jamie Braun	33	160	112	14.5	477
2008-09	Amber Jackson	32	169	71	12.8	409
2009-10	Jori Davis	30	161	147	16.7	501
2010-11	Jori Davis	29	177	179	19.5	565
2011-12	Aulani Sinclair	30	126	68	12.4	372
2012-13	Aulani Sinclair	30	159	74	15.5	464
2013-14	Larryn Brooks	34	179	129	16.3	554
2014-15	Larryn Brooks	31	125	58	11.8	365
2015-16	Tyra Buss	33	187	203	18.8	620
2016-17	Tyra Buss	34	202	488	18.2	619
2017-18	Tyra Buss	37	254	633	20.6	763
2018-19	Ali Patberg	31	169	111	15.8	490
2019-20	Ali Patberg	32	179	107	15.6	499
2020-21	Mackenzie Holmes	27	202	76	17.8	480
2021-22	Grace Berger	33	207	115	16.2	535
2022-23	Mackenzie Holmes	31	281	128	22.3	692

FIELD GOAL PERCENTAGE (min.100 attempts)

Year	Name	FGM	FGA	PCT
1975-76	Diann Nestel	94	217	.433
1976-77	Diann Nestel	137	276	.497
1977-78	Diann Nestel	114	277	.410
1978-79	Sue Hodges	175	337	.510
1979-80	Melinda Sparkman	119	212	.561
1980-81	Sue Hodges	202	345	.585
1981-82	Rachelle Bostic	217	474	.458
1982-83	Denise Jackson	216	448	.482
1983-84	Rachelle Bostic	199	403	.494
1984-85	Cindy Bumgarner	149	281	.530
1985-86	Cindy Bumgarner	198	432	.550
1986-87	Karna Abram	261	544	.480
1987-88	Cindy Bumgarner	205	402	.510
1988-89	Ann Mooney	160	395	.510
1989-90	Pam Owens	94	200	.470
1990-91	Pam Owens	162	295	.549
1991-92	Shirley Bryant	160	263	.608
1992-93	Shirley Bryant	128	215	.595
1993-94	Shirley Bryant	168	286	.587
1994-95	Shirley Bryant	171	306	.559
1995-96	Jenny Dittfach	129	211	.611
1996-97	Quacy Barnes	160	295	.542
1997-98	Quacy Barnes	209	361	.579
1998-99	Jill Chapman	193	351	.550
1999-00	Jill Chapman	182	344	.529
2000-01	Jill Chapman	195	356	.548
2001-02	Jill Chapman	205	380	.539
2002-03	Jenny DeMuth	114	284	.401
2003-04	Sarah McKay	73	150	.487
2004-05	Cyndi Valentin	146	385	.379
2005-06	Cyndi Valentin	207	441	.469
2006-07	Sarah McKay	155	318	.487
2007-08	Amber Jackson	176	336	.524
2008-09	Amber Jackson	169	328	.515
2009-10	Sasha Chaplin	76	144	.528
2010-11	Aulani Sinclair	68	164	.415
2011-12	Sasha Chaplin	97	248	.391
2012-13	Milika Taufa	53	111	.477
2013-14	Simone Deloach	87	178	.489
2014-15	Jenn Anderson	94	168	.560
2015-16	Jenn Anderson	101	175	.557
2016-17	Jenn Anderson	136	221	.615
2017-18	Kym Royster	157	280	.561
2018-19	Kym Royster	87	149	.584
2019-20	Mackenzie Holmes	144	227	.634
2020-21	Mackenzie Holmes	202	333	.607
2021-22	Mackenzie Holmes	156	260	.600
2022-23	Mackenzie Holmes	281	413	.680

YEARLY LEADERS

FREE THROW PERCENTAGE

Year	Name	FTM	FTA	PCT
1975-76	Deb Hockmeyer	29	47	.617
1976-77	Diann Nestel	51	66	.770
1977-78	Diann Nestel	64	85	.750
1978-89	Sue Hodges	64	78	.820
1979-80	Dorothy Raffel	80	100	.800
1980-81	Julie Johnson	73	93	.785
1981-82	Deb McClurg	68	88	.773
1982-83	Deb McClurg	55	73	.753
1983-84	Linda Cunningham	66	82	.805
1984-85	Cindy Bumgarner	87	113	.770
1985-86	Cindy Bumgarner	115	136	.846
1986-87	Cindy Bumgarner	95	113	.841
1987-88	Cindy Bumgarner	111	129	.860
1988-89	Ann Mooney	84	110	.764
1989-90	Courtney Cox	60	84	.714
	Tisha Hill	45	63	.714
1990-91	Kim Hooper	35	48	.729
1991-92	Amy Cherubini	37	44	.841
1992-93	Lisa Furlin	75	83	.904
1993-94	Lisa Furlin	91	119	.765
1994-95	Lisa Furlin	85	102	.833
1995-96	Lisa Furlin	79	98	.806
1996-97	Kristi Green	89	108	.824
1997-98	Kristi Green	99	109	.908
1998-99	Dani Thrush	65	83	.783
1999-00	Heather Cassidy	131	166	.789
2000-01	Heather Cassidy	91	115	.791
2001-02	Erin McGinnis	86	102	.843
2002-03	Cyndi Valentin	73	84	.846
2003-04	Cyndi Valentin	99	107	.925
2004-05	Cyndi Valentin	84	103	.816
2005-06	Cyndi Valentin	147	163	.902
2006-07	Nikki Smith	90	113	.796
2007-08	Whitney Thomas	136	195	.697
2008-09	Kim Roberson	83	103	.806
2009-10	Whitney Lindsay	55	69	.797
2010-11	Jori Davis	179	225	.796
2011-12	Aulani Sinclair	68	75	.907
2012-13	Aulani Sinclair	74	94	.787
2013-14	Larryn Brooks	129	155	.832
2014-15	Larryn Brooks	58	68	.853
2015-16	Kym Royster	38	47	.809
2016-17	Tyra Buss	155	191	.812
2017-18	Amanda Cahill	71	84	.845
2018-19	Brenna Wise	109	119	.916
2019-20	Jaelynn Penn	49	60	.817
2020-21	Aleksa Gulbe	52	66	.788
2021-22	Mackenzie Holmes	63	78	.808
2022-23	Sara Scalia	52	57	.912

REBOUNDS

Year	Name	High	AVG	TOT
1975-76	Sue Ramsey	—	8.4	210
1976-77	Sue Ramsey	—	8.0	207
1977-78	Diann Nestel	—	6.1	135
1978-79	Barb Kreiger	—	6.5	227
1979-80	Sue Hodges	—	6.0	193
1980-81	Denise Jackson	22	7.8	274
1981-82	Denise Jackson	18	11.6	348
1982-83	Denise Jackson	21	12.2	366
1983-84	Denise Jackson	21	10.2	285
1984-85	C. Bumgarner	14	7.5	173
1985-86	C. Bumgarner	14	7.2	203
1986-87	Rosie Carlton	15	9.0	242
1987-88	Rosie Carlton	17	8.1	227
1988-89	Pam Fritz	14	7.9	221
1989-90	Zandrea Jefferies	15	8.7	243
1990-91	Zandrea Jefferies	18	8.2	254
1991-92	Shirley Bryant	16	8.8	237
1992-93	Shirley Bryant	16	7.6	200
1993-94	Shirley Bryant	16	8.2	229
1994-95	Shirley Bryant	22	8.9	258
1995-96	Jenny Dittfach	16	7.2	186
1996-97	Quacy Barnes	12	6.0	173
1997-98	Quacy Barnes	12	6.4	212
1998-99	Jill Chapman	14	7.6	235
1999-00	Jill Chapman	21	7.8	219
2000-01	Jill Chapman	18	7.5	234
2001-02	Jill Chapman	14	9.1	282
2002-03	Angela Hawkins	18	7.9	214
2003-04	Jenny DeMuth	14	7.7	224
2004-05	Angela Hawkins	16	7.0	196
2005-06	Whitney Thomas	13	7.2	236
2006-07	Whitney Thomas	14	8.5	280
2007-08	Whitney Thomas	19	8.7	286
2008-09	Whitney Thomas	16	9.0	288
2009-10	Jori Davis	12	6.4	192
2010-11	Jori Davis	15	5.6	161
2011-12	Sasha Chaplin	16	6.5	196
2012-13	Jasmine McGhee	11	5.8	175
2013-14	Alexis Gassion	11	5.5	188
2014-15	Amanda Cahill	18	7.7	239
2015-16	Amanda Cahill	14	8.5	279
2016-17	Amanda Cahill	15	8.9	280
2017-18	Amanda Cahill	13	8.0	295
2018-19	Brenna Wise	12	6.8	231
2019-20	Brenna Wise	11	5.9	190
2020-21	Mackenzie Holmes	13	7.6	206
2021-22	Aleksa Gulbe	12	6.3	209
2022-23	Mackenzie Holmes	7.3	227	

YEARLY LEADERS

ASSISTS

Year	Name	Avg	Total
1975-76	Lori Stephenson	1.5	38
1976-77	Debra Hockemeyer	3.4	88
1977-78	Diann Nestel	1.7	38
1978-79	Lori Burroughs	3.9	117
1979-80	Lori Burroughs	6.7	206
1980-81	Julie Johnson	4.1	149
1981-82	Julie Johnson	4.2	126
1982-83	Linda Cunningham	4.4	132
1983-84	Kim Land	3.6	101
1984-85	Tracy Krick	5.4	206
1985-86	Karna Abram	3.0	85
1986-87	Karna Abram	4.1	110
1987-88	Ann Mooney	3.0	85
1988-89	Ann Mooney	3.4	94
1989-90	Tisha Hill	4.4	119
1990-91	Tisha Hill	5.9	182
1991-92	Tisha Hill	5.2	145
1992-93	Emma Urzua	3.3	90
1993-94	Emma Urzua	4.9	136
1994-95	Emma Urzua	4.8	140
1995-96	Tatjana Vesel	3.5	94
1996-97	Kristi Green	2.7	79
1997-98	Dani Thrush	3.9	130
1998-99	Dani Thrush	4.7	146
1999-00	Heather Cassady	3.6	101
2000-01	Heather Cassady	4.1	126
2001-02	Heather Cassady	4.0	123
2002-03	Kristen Bodine	4.0	112
2003-04	Leah Enterline	2.2	62
2004-05	LeeAnn Stephenson	2.8	77
2005-06	Cyndi Valentin	3.4	113
2006-07	Leah Enterline	2.2	74
2007-08	Jamie Braun	3.5	114
2008-09	Jamie Braun	3.7	115
2009-10	Whitney Lindsay	3.1	93
2010-11	Jori Davis	3.8	109
2011-12	Andrea Newbauer	4.0	121
2012-13	Aulani Sinclair	1.9	58
2013-14	Larryn Brooks	4.5	154
2014-15	Larryn Brooks	4.0	124
2015-16	Tyra Buss	4.4	144
2016-17	Tyra Buss	4.6	158
2017-18	Tyra Buss	4.7	174
2018-19	Ali Patberg	4.8	149
2019-20	Ali Patberg	5.2	168
2020-21	Grace Berger	4.6	124
2021-22	Grace Berger	4.7	154
2022-23	Chloe Moore-McNeil	4.9	155

STEALS

Year	Name	Avg	Total
1976-77	Sue Ramsey	1.7	45
1977-78	Diann Nestel	1.9	41
	Carolyn Gilchrist	1.9	41
1978-79	Lori Burroughs	3.2	96
1979-80	Lori Burroughs	2.8	90
1980-81	Kim Land	1.6	59
1981-82	Deb McClurg	1.6	49
1982-83	Deb McClurg	1.4	41
1983-84	Deb McClurg	1.9	54
1984-85	Linda Cunningham	1.5	42
1985-86	Noelle Young	1.7	42
1986-87	Karna Abram	1.3	37
1987-88	Ann Mooney	1.5	43
1988-89	Pam Fritz	2.8	77
1989-90	Zandrea Jefferies	2.2	62
1990-91	Tisha Hill	2.1	65
1991-92	Kris McGrade	2.2	62
1992-93	Dawn Douglas	1.7	47
1993-94	Shirley Bryant	2.3	65
1994-95	Shirely Bryant	1.8	53
1995-96	Tatjana Vesel	1.2	33
1996-97	Dani Thrush	1.6	47
1997-98	Rachael Honegger	1.7	57
1998-99	Dani Thrush	1.9	61
1999-00	Rainey Alting	1.8	50
2000-01	Heather Cassady	1.8	56
2001-02	Heather Cassady	1.5	48
2002-03	Jenny DeMuth	1.8	50
2003-04	Jenny DeMuth	2.5	72
2004-05	Cyndi Valentin	1.4	38
2005-06	Cyndi Valentin	1.9	62
2006-07	Kim Roberson	2.6	86
2007-08	Kim Roberson	2.5	76
2008-09	Kim Roberson	2.7	89
2009-10	Jamie Braun	1.8	53
2010-11	Whitney Thomas	2.4	66
2011-12	Sasha Chaplin	1.0	31
2012-13	Jasmine McGhee	1.1	33
2013-14	Larryn Brooks	1.1	36
	Taylor Agler	1.1	36
2014-15	Tyra Buss	2.1	65
2015-16	Tyra Buss	2.1	70
2016-17	Tyra Buss	2.3	81
2017-18	Tyra Buss	2.0	77
2018-19	Bendu Yeane	1.6	51
2019-20	Grace Berger	1.4	42
2020-21	Grace Berger	1.1	31
2021-22	Nicole Cardano-Hillary	2.3	72

YEARLY LEADERS

BLOCKS

Year	Name	Avg	Total
1975-76	Sue Ramsey	1.0	24
1976-77	Not Available		
1977-78	Not Available		
1978-79	Sue Hodges	1.0	36
1979-80	Sue Hodges	1.1	36
1980-81	Sue Hodges	1.5	54
1981-82	Denise Jackson	1.5	44
1982-83	Denise Jackson	1.3	39
1983-84	Denise Jackson	0.8	21
1984-85	Karna Abram	0.3	8
1985-86	Noelle Young	0.2	6
1986-87	Cindy Bumgarner	0.3	7
1987-88	Cindy Bumgarner	0.5	14
1988-89	Pam Fritz	0.4	11
1989-90	Tisha Hill	0.4	12
1990-91	Tisha Hill	0.6	18
1991-92	Tisha Hill	0.5	14
1992-93	Kim Hooper	0.6	16
1993-94	Kim Hooper	0.6	16
1994-95	Quacy Barnes	1.4	37
1995-96	Quacy Barnes	2.9	77
1996-97	Quacy Barnes	3.3	95
1997-98	Quacy Barnes	1.8	60
1998-99	Jill Chapman	1.2	36
1999-00	Jill Chapman	1.5	42
2000-01	Jill Chapman	1.6	50
2001-02	Jill Chapman	2.2	69
2002-03	Angela Hawkins	1.1	30
2003-04	Sarah McKay	1.9	55
2004-05	Angela Hawkins	1.1	30
2005-06	Angela Hawkins	1.1	37
2006-07	Sarah McKay	1.8	59
2007-08	Whitney Thomas	0.8	25
2008-09	Whitney Thomas	0.7	23
2009-10	Sasha Chaplin	1.0	19
2010-11	Daniisa Andujar	0.4	13
2011-12	Sasha Chaplin	1.1	33
2012-13	Aulani Sinclair	0.7	20
	Milika Taufa	0.7	20
2013-14	Simone Deloach	0.8	28
2014-15	Amanda Cahill	1.0	36
2015-16	Amanda Cahill	0.9	31
2016-17	Amanda Cahill	0.6	22
2017-18	Amanda Cahill	1.4	52
2018-19	Aleksa Gulbe	0.7	23
2019-20	Aleksa Gulbe	1.1	37
2020-21	Mackenzie Holmes	3.0	81
2021-22	Mackenzie Holmes	1.7	42
2022-23	Mackenzie Holmes	1.8	50

BIG TEN TOURNAMENT RECORDS

SINGLE GAME - PLAYER

POINTS

Indiana

Amanda Cahill MSU 2018 38

Jill Chapman MSU 1999 31

Ali Patberg RU 2020 28

Opponent

Kamaria McDanielMSU 2023 32

Jessica DavenportOSU 2007 30

FIELD GOALS

Indiana

Amanda Cahill MSU 2018 14

Jill Chapman MINN 2001 12

Jill Chapman MSU 1999 12

Opponent

Ashley Berggren ILL 1996 13

FIELD GOAL ATTEMPTS

Indiana

Amanda Cahill IND 2016 25

Grace Berger IND 2022 21

Nicole Cardano-Hillary 2022 20

Opponent

Jolene Anderson WIS 2005 27

3-POINT FIELD GOALS

Indiana

Ali Patberg RU 2022 5

Amanda Cahill MSU 2018 5

Jess Walter PSU 2015 5

Opponent

Maxann Reese MSU 1999 4

Taylor Alton MSU 2012 4

Moira Joiner MSU 2023 4

3-POINT ATTEMPTS

Indiana

Tyra Buss PUR 2017 10

Sara Scalia OSU 2023 8

Ali Patberg RU 2022 7

Sydney Parrish MSU 2023 7

Opponent

Krista Clement MICH 2006 9

Moira Joiner MSU 2023 9

FREE THROWS

Indiana

Ali Patberg RU 2020 12

Tyra Buss RU 2015 11

Mackenzie HolmesMSU 2023 11

Opponent

Jessica Davenport OSU 2007 14

DeeDee HagemannMSU 2023 13

FREE THROW ATTEMPTS

Indiana

Mackenzie HolmesMSU 2023 14

Ali Patberg RU 2020 13

Tyra Buss RU 2015 12

Jill Chapman IOWA 2002 12

Heather Cassady PSU 2002 12

Opponent

Jessica Davenport OSU 2007 17

REBOUNDS

Indiana

Angela Hawkins WIS 2003 17

Opponent

Jenna Smith ILL 2010 19

ASSISTS

Indiana

Chloe Moore-McNeilMSU2023 11

Kristen Bodine PSU 2003 9

Grace Berger OSU 2022 7

Opponent

Ashley Deary NU 2016 11

BLOCKS

Indiana

Sarah McKay OSU 2007 5

Jill Chapman PUR 2002 5

Quacy Barnes PSU 1995 5

Opponent

Kristen RasmussenMSU 1999 6

STEALS

Indiana

Kim Roberson PUR 2009 6

Kim Roberson MICH 2009 6

Stephanie Gray PSU 1995 6

Nicole Cardano-Hillary 2022 5

Opponent

Lacey Simpson ILL 2010 8

ENTIRE TOURNAMENT - PLAYER

Points

Grace Berger 2022 63

Amanda Cahill 2018 55

Cyndi Valentin 2006 54

Heather Cassady2002 54

Nicole Cardaño-Hillary2022 53

Field Goals

Grace Berger 2022 25

Amanda Cahill 2018 21

Mackenzie Holmes 2022 19

Jill Chapman 2002 19

Jill Chapman 2001 19

Field Goal Attempts

Grace Berger 2022 59

Nicole Cardano-Hillary2022 50

Ali Patberg 2022 41

Cyndi Valentin 2006 38

Jill Chapman 2002 38

3-Point Field Goals

Ali Patberg 2022 8

Heather Cassady2002 8

3-Point Field Goal Attempts

Ali Patberg 2022 22

Nicole Cardano-Hillary2022 16

Kristi Green 1997 16

Free Throws

Mackzie Holmes 2023 17

Heather Cassady2002 16

Free Throw Attempts

Heather Cassady2002 22

Mackenzie Holmes2023 21

Rebounds

Grace Berger 2022 30

Nicole Cardano-Hillary 2022 28

Jill Chapman 2002 26

BIG TEN TOURNAMENT RECORDS

BIG TEN TOURNAMENT HISTORY

All-Time Record	23-30
Years Completed	29
Championships	1, (2002)
Championship Games	2, (2002, 2022)

RECORD VS. OPPONENTS

Opponent	Record	Last Meeting
Illinois	0-2	2010
Iowa	2-4	2022
Maryland	1-2	2022
Michigan	3-2	2014
Michigan St	2-2	2023
Minnesota	3-0	2019
Nebraska	0-0	N/A
Northwestern	2-1	2016
Ohio State	1-3	2023
Penn State	2-3	2015
Purdue	2-6	2017
Rutgers	2-1	2022
Wisconsin	2-1	2005

RECORD AS

- #1 seed: 1-1
- #2 seed: 0-0
- #3 seed: 0-0
- #4 seed: 1-4
- #5 seed: 6-1
- #6 seed: 4-3
- #7 seed: 2-2
- #8 seed: 3-4
- #9 seed: 2-4
- #10 seed: 1-4
- #11 seed: 0-0
- #12 seed: 1-3
- #13 seed: 0-0
- #14 seed: 0-0

Northwestern	W, 77-75
Penn State	L, 72-64

Illinois	L, 70-84
----------	----------

Michigan	W, 72-54
Purdue	W, 61-54
Iowa	L, 53-87

Purdue	L, 56-65
--------	----------

Michigan State	L, 69-88
----------------	----------

Ohio State	L, 44-58
------------	----------

Minnesota	W, 78-56
Iowa	L, 76-81

Iowa	W, 78-76
Purdue	W, 55-41
Penn State	W, 75-72

Wisconsin	W, 52-51
Penn State	L, 62-64

Wisconsin	W, 57-39
Penn State	L, 66-79

Wisconsin	L, 74-75 (20T)
-----------	----------------

Michigan	W, 68-62
Minnesota	W, 61-46
Purdue	L, 41-67

Iowa	W, 67-53
Ohio State	L, 60-72

Northwestern	W, 74-52
Purdue	L, 54-64

Michigan	W, 68-50
Purdue	L, 64-68

Illinois	L, 53-59
----------	----------

Purdue	L, 62-66
--------	----------

Michigan State	L, 68-97
----------------	----------

Michigan	L, 40-67
----------	----------

Michigan	L, 57-82
----------	----------

Penn State	W, 68-63
Rutgers	L, 52-63

Northwestern	L, 73-76
--------------	----------

Purdue	L, 60-66
--------	----------

Michigan State	W, 111-109 (40T)
Maryland	L, 54-67

Minnesota	W, 66-58
Iowa	L, 61-70

Rutgers	W, 78-60
Maryland	L, 51-66

Michigan St.	L, 61-69
--------------	----------

Rutgers	W, 66-54
Maryland	W, 62-51
Ohio State	W, 70-62
Iowa	L, 67-74

Michigan State	W, 94-85
Ohio State	L, 75-79

BIG TEN TOURNAMENT RECORDS

SINGLE GAME - TEAM			Opponent	19	2023
POINTS			28 Iowa	17	2022
Indiana			FREE THROW ATTEMPTS		
111	Michigan State	2018			
94	Michigan State	2023	Indiana		
78	Minnesota	2001	38 Iowa	13	2015
78	Iowa	2002	Opponent	13	2002
78	Rutgers	2020	35 Iowa	3-Point Attempts	
Opponent			51	2022	
109	Michigan State	2018	REBOUNDS		
97	Michigan State	2012	50 Purdue	60	2022
FIELD GOALS			Opponents		
Indiana			53 Michigan State	Free Throw Attempts	
43	Michigan State	2018	50 Michigan State	80	2002
33	Northwestern	1995	1999		
Opponent			ASSISTS		
41	Michigan State	2018	22 Michigan State	Rebounds	
37	Iowa	1997	21 Minnesota	145	2022
FIELD GOAL ATTEMPTS			Opponent		
Indiana			21 Rutgers	Assists	
88	Michigan State	2018	21 Michigan State	66	2022
75	Northwestern	1995	21 Ohio State	38	2002
75	Wisconsin	2005	BLOCKS		
Opponent			Indiana		
87	Michigan State	2018	11 Purdue	22	2002
73	Michigan	1997	Opponent		
73	Ohio State	2023	10 Wisconsin	33	2006
3-POINT FIELD GOALS			Opponent		
Indiana			STEALS		
12	Michigan State	2023	Indiana		
11	Michigan State	2018	16 Michigan	ALL TOURNAMENT TEAM	
10	Penn State	2015	16 Purdue	Heather Cassady	2002
Opponent			Opponent		
11	Michigan State	2023	15 Wisconsin	Jill Chapman	2002
10	Michigan State	2012	2005		
3-POINT ATTEMPTS			ENTIRE TOURNAMENT - TEAM		
Indiana			Points		
24	Michigan State	--	265	2022	
23	Penn State	2015	208	2002	
Opponent			Field Goals		
28	Michigan State	2023	94	2022	
25	Wisconsin	2005	70	1997	
FREE THROWS			Field Goal Attempts		
Indiana			225		
30	Michigan State	2023	172		
29	Iowa	2002	2002		
			3-Point Field Goals		

TEAM NCAA RECORDS

POINTS

Indiana

Rank	Pts	Opponent	Date
1.	87	Kentucky	3/18/83
2.	85	Charlotte	3/19/22
3.	77	Tennessee Tech	3/18/23
4.	73	NC State	3/27/21
5.	70	Belmont	3/24/21
	70	Notre Dame	3/21/16
	70	Georgia	3/25/83
8.	69	Texas	3/22/19
9.	68	Oregon	3/24/19
	68	Miami (FL)	3/20/23

Opponent

1.	91	Oregon	3/24/19
----	----	--------	---------

FIELD GOALS

Rank	FGM	Opponent	Date
1.	35	Charlotte	3/19/22
2.	31	NC State	3/27/21
	31	Kentucky	3/18/83
4.	29	Oregon	3/24/19
	29	Tennessee Tech	3/18/23
6.	28	Texas	3/22/18
7.	27	Notre Dame	3/21/16
8.	25	Belmont	3/24/21
	25	Mississippi	3/16/94
10.	25	Miami (FL)	3/20/23

Opponent

1.	37	Mississippi	3/16/94
----	----	-------------	---------

FIELD GOAL ATTEMPTS

Rank	FGA	Opponent	Date
1.	66	Georgia	3/25/83
2.	65	NC State	3/27/21
3.	64	Charlotte	3/19/22
4.	63	Oregon	3/24/19
	63	Texas	3/22/18
6.	61	Miami (FL)	3/20/23
7.	57	Notre Dame	3/21/16
8.	55	Arizona	3/29/21
9.	54	Georgia	3/17/95
	54	VCU	3/22/21

Opponent

1.	75	Kentucky	3/18/83
----	----	----------	---------

FIELD GOAL PERCENTAGE

Rank	FG%	Opponent	Date
1.	.646 (31-48)	Kentucky	3/18/83
2.	.580 (29-50)	Tennessee Tech	3/28/23
3.	.547 (35-64)	Charlotte	3/19/22
4.	.512 (22-43)	Princeton	3/21/22
5.	.481 (25-52)	Mississippi	3/16/94
6.	.477 (31-65)	NC State	3/27/21
7.	.474 (27-57)	Notre Dame	3/21/16
8.	.472 (25-53)	Belmont	3/24/21
9.	.460 (29-63)	Oregon	3/24/19
10.	.463 (23-48)	UConn	3/26/22

Opponent

1.	.587 (37-63)	Mississippi	3/16/94
----	--------------	-------------	---------

3-POINT FIELD GOALS

Rank	3FGM	Opponent	Date
1.	7	Notre Dame	3/21/16
	7	Texas	3/22/18
3.	5	Georgia	3/17/95
	5	VCI	3/22/21
5.	4	Princeton	3/21/22
	4	Charlotte	3/19/22
	4	Georgia	3/19/16
	4	Mississippi	3/16/94
9.	3	UConn	3/26/22

Opponent

1.	13	Oregon	3/24/19
----	----	--------	---------

3-POINT FIELD GOAL ATTEMPTS

Rank	3FGA	Opponent	Date
1.	22	Texas	3/22/19
2.	18	VCU	3/22/21
3.	17	Oregon	3/24/19
	17	TCU	3/15/02
5.	16	Notre Dame	3/21/16
	16	Tennessee Tech	2/18/23
7.	15	Miami (FL)	3/20/23
8.	14	UConn	3/26/22
	14	Charlotte	3/19/22
	14	NC State	3/27/21

Opponent

1.	29	Oregon	3/24/19
----	----	--------	---------

3-POINT FIELD GOAL PERCENTAGE

Rank	3FG%	Opponent	Date
1.	.438 (7-16)	Notre Dame	3/21/16
2.	.417 (5-12)	Georgia	3/17/95
3.	.400 (4-10)	Mississippi	3/16/94

Opponent

1.	.571	Miami (FL)	3/20/23
----	------	------------	---------

FREE THROWS

Rank	FTM	Opponent	Date
1.	28	Georgia	3/25/83
2.	25	Kentucky	3/18/83
3.	19	Belmont	3/24/21
4.	18	Miami (FL)	3/20/23
	18	TCU	3/15/02

Opponent

1.	22	Georgia	3/25/83
----	----	---------	---------

FREE THROW ATTEMPTS

Rank	FТА	Opponent	Date
1.	37	Georgia	3/25/83
2.	31	Kentucky	3/18/83
3.	26	Georgia	3/19/16
	26	TCU	3/15/02
5.	25	Belmont	3/24/21

TEAM NCAA RECORDS

Opponent

1.	30	Georgia	3/25/83
	30	Kentucky	3/18/83

FREE THROW PERCENTAGE

Rank	FT%	Opponent	Date
1.	1.000 (6-6)	Texas	3/22/19
2.	.818 (9-11)	Notre Dame	3/21/16
3.	.806 (25-31)	Kentucky	3/18/83
4.	.778 (14-18)	Tennessee Tech	3/18/23
5.	.765 (13-17)	Miami (FL)	3/20/23
6.	.760 (19-24)	Belmont	3/24/21
7.	.757 (28-37)	Georgia	3/25/83
8.	.733 (11-15)	Charlotte	3/19/22
9.	.727 (8-11)	Princeton	3/21/22

Opponent

1.	.857 (18-21)	Georgia	3/17/95
----	--------------	---------	---------

REBOUNDS

Rank	Reb	Opponent	Date
1.	42	Belmont	3/24/21
2.	41	Georgia	3/25/83
3.	39	VCU	3/22/21
4.	38	Tennessee Tech	3/28/23
5.	37	Charlotte	3/19/22
	37	Georgia	3/19/16
7.	35	NC State	3/27/21
	35	Kentucky	3/18/83
9.	34	TCU	3/15/02
	34	Arizona	3/29/21

Opponent

1.	48	TCU	3/15/02
----	----	-----	---------

ASSISTS

Rank	Ast	Opponent	Date
1.	23	Charlotte	3/19/22
2.	18	Kentucky	3/18/83
	18	Tennessee Tech	3/18/23
4.	17	Miami (FL)	3/20/23
5.	16	Notre Dame	3/21/16
6.	13	NC State	3/27/21
7.	12	Georgia	3/17/95
8.	11	Princeton	3/21/22
	11	Belmont	3/24/21
	11	Texas	3/22/19

Opponent

1.	22	Oregon	3/24/19
1.	22	Mississippi	3/16/94

BLOCKS

Rank	Blk	Opponent	Date
1.	11	Tennessee Tech	3/18/23
2.	8	VCU	3/22/21
3.	6	Arizona	3/29/21
4.	5	Princeton	3/21/22
	5	Kentucky	3/18/83
6.	3	UConn	3/26/22

3	Belmont	3/24/21
3	Texas	3/22/19
3	Notre Dame	3/21/16
3	Georgia	3/19/16

Opponent

1.	7	Georgia	3/19/16
----	---	---------	---------

STEALS

Rank	Stl	Opponent	Date
1.	10	NC State	3/27/21
	10	TCU	3/15/02
	10	Texas	3/22/18
4.	8	Charlotte	3/19/22
	8	Notre Dame	3/21/16
	8	Georgia	3/25/83
7.	7	VCU	3/22/21
	7	Tennessee Tech	3/18/23
8.	6	Georgia	3/19/16
	6	Georgia	3/17/95

Opponent

1.	14	Georgia	3/17/95
----	----	---------	---------

INDIVIDUAL NCAA TOURNAMENT RECORDS

POINTS

Indiana

Rank	Pts	Player	Opponent	Date
1.	25	Denise Jackson	Georgia	3/25/83
2.	24	Jaelynn Penn	Texas	3/22/19
3.	23	Tyra Buss	Georgia	3/19/16
	23	Denise Jackson	Kentucky	3/18/83
5.	22	Rachelle Bostic	Kentucky	3/18/83
	22	Linda Cunningham	Kentucky	3/18/83
	22	Mackenzie Holmes	Miami (FL)	3/20/23
8.	20	Mackenzie Holmes	Arizona	3/29/21
	20	Grace Berger	VCU	3/22/21
9.	19	Mackenzie Holmes	Charlotte	3/19/22
	19	Sydney Parrish	TN Tech	3/18/23

Opponent

1.	29	Sabrina Ionsecu	Oregon	3/24/19
----	----	-----------------	--------	---------

FIELD GOALS

Rank	FGM	Player	Opponent	Date
1.	10	Jaelynn Penn	Texas	3/22/19
	10	Rachelle Bostic	Kentucky	3/18/83
	10	Mackenzie Holmes	Miami (FL)	3/20/23
3.	9	Mackenzie Holmes	Charlotte	3/19/22
	9	Mackenzie Holmes	Arizona	3/29/21
	9	Grace Berger	VCU	3/22/21
	9	Shirley Bryant	Mississippi	3/16/94
6.	8	Ali Patberg	Oregon	3/24/19
	8	Tyra Buss	Georgia	3/19/16
8.	7	Sydney Parrish	TN Tech	3/18/23
	7	Grace Berger	Princeton	3/21/22
	7	Bendu Yeane	Texas	3/22/19
	7	Alexis Gassion	Notre Dame	3/21/16
	7	Shirley Bryant	Georgia	3/17/95
	7	Denise Jackson	Georgia	3/25/83
	7	Denise Jackson	Kentucky	3/18/83
	7	Linda Cunningham	Kentucky	3/18/83

Opponent

1.	13	Clara Jackson	Mississippi	3/16/94
----	----	---------------	-------------	---------

FIELD GOAL ATTEMPTS

Rank	FGA	Player	Opponent	Date
1.	21	Jaelynn Penn	Texas	3/22/19
	21	Tyra Buss	Georgia	3/19/16
3.	19	Rachelle Bostic	Georgia	3/25/83
	19	Mackenzie Holmes	Miami (FL)	3/20/23
4.	18	Ali Patberg	Oregon	3/24/19
5.	16	Grace Berger	Miami (FL)	3/20/23
	16	Grace Berger	VCU	3/2/21
	16	Tyra Buss	Notre Dame	3/21/16
6.	15	Mackenzie Holmes	Charlotte	3/19/22
	15	Nicole Cardaño-Hillary	NC St.	3/27/21
	15	Ali Patberg	NC St.	3/27/21
	15	Denise Jackson	Georgia	3/25/83
10.	14	Grace Berger	Princeton	3/21/22

Opponent

1.	21	Valerie Still	Kentucky	3/18/83
----	----	---------------	----------	---------

FIELD GOAL PERCENTAGE (min. 5 attempts)

Rank	FG%	Player	Opponent	Date
1.	.833 (5-6)	Mackenzie Holmes	VCU	3/22/21
	.833 (5-6)	Mackenzie Holmes	Princeton	3/22/22
3.	.778 (7-9)	Linda Cunningham	Kentucky	3/18/83
4.	.714 (10-14)	Rachelle Bostic	Kentucky	3/18/83
5.	.692 (9-13)	Shirley Bryant	Mississippi	3/16/94
6.	.667 (6-9)	Grace Berger	Tennessee Tech	3/18/23
6.	.625 (5-8)	Aleksa Gulbe	NC St.	3/27/21
7.	.615 (8-13)	Mackenzie Holmes	NC St.	3/27/21
8.	.600 (9-15)	Mackenzie Holmes	Charlotte	3/19/22

Opponent

1.	1.000 (6-6)	Susan Byrd	Mississippi	3/16/94
----	-------------	------------	-------------	---------

3-POINT FIELD GOALS

Rank	3FGM	Player	Opponent	Date
1.	4	Jaelynn Penn	Texas	3/22/19
	4	Karlee McBride	Notre Dame	3/21/16
3.	3	Jaelynn Penn	Oregon	3/24/19
	3	Kris McGrade	Mississippi	3/16/94
	3	Yarden Garzon	Miami (FL)	3/20/23
5.	2	Sydney Parrish	Tennessee Tech	3/18/23
	2	Yarden Garzon	Tennessee Tech	3/18/23
2	Ali Patberg	VCU	3/22/21	
	2	Tyra Buss	Notre Dame	3/21/16
	2	Amanda Cahill	Georgia	3/19/16
	2	Jaime Garner	Georgia	3/17/95

Opponent

1.	5	Maaliya Owens	Tennessee Tech	3/18/23
	5	Sabrina Ionsecu	Oregon	3/24/19

3-POINT FIELD GOAL ATTEMPTS

Rank	3FGA	Player	Opponent	Date
1.	8	Jaelynn Penn	Oregon	3/24/19
2.	7	Jaelynn Penn	Texas	3/22/19
	7	Heather Cassidy	TCU	3/15/02
4.	6	Sydney Parrish	Tennessee Tech	3/18/23
	6	Nicole Cardaño-Hillary	NC St.	3/27/21
	6	Tyra Buss	Notre Dame	3/21/16
	6	Karlee McBride	Notre Dame	3/21/16
	6	Tyra Buss	Georgia	3/19/16
8.	5	Yarden Garzon	Miami (FL)	3/20/23
	5	Aleksa Gulbe	Charlotte	3/19/22
	5	Ali Patberg	NC St.	3/27/21
	5	Ali Patberg	VCU	3/22/21
	5	Kris McGrade	Mississippi	3/16/94

Opponent

1.	13	Maaliya Owens	Tennessee Tech	3/28/23
13	Tiaria Griffin	Georgia	3/19/16	

3-POINT FIELD GOAL PERCENTAGE (min. 3 att.)

Rank	3FG%	Player	Opponent	Date
1.	.667 (4-6)	Karlee McBride	Notre Dame	3/21/16
	.667 (2-3)	Amanda Cahill	Georgia	3/19/16
3.	.600 (3-5)	Yarden Garzon	Miami (FL)	3/20/23

INDIVIDUAL NCAA TOURNAMENT RECORDS

.600 (3-5)	Kris McGrade	Mississippi	3/16/94
4. .571 (4-7)	Jaelynn Penn	Texas	3/22/19
5. .500 (2-4)	Jaime Garner	Georgia	3/17/95
.500 (2-4)	Yardon Garzon	Tennessee Tech	

3/18/23

Opponent

1. .833 (5-6)	Aari McDonald	Arizona	3/29/21
---------------	---------------	---------	---------

FREE THROWS

Rank	FTM	Player	Opponent	Date
1.	11	Denise Jackson	Georgia	3/25/83
2.	9	Denise Jackson	Kentucky	3/18/83
3.	8	Linda Cunningham	Kentucky	3/18/83

Opponent

1.	11	Janet Harris	Georgia	3/25/83
----	----	--------------	---------	---------

FREE THROW ATTEMPTS

Rank	FTA	Player	Opponent	Date
1.	13	Denise Jackson	Georgia	3/25/83
2.	12	Linda Cunningham	Kentucky	3/18/83
3.	10	Denise Jackson	Kentucky	3/18/83

Opponent

1.	16	Janet Harris	Georgia	3/25/83
----	----	--------------	---------	---------

FREE THROW PERCENTAGE (min. 5 attempts)

Rank	FT%	Player	Opponent	Date
1.	1.000 (6-6)	Amy Metheny	Georgia	3/25/83
	1.000 (6-6)	Erin McGinnis	TCU	3/15/02
3.	.900 (9-10)	Denise Jackson	Kentucky	3/18/83
4.	.833 (5-6)	Nicole Cardaño-Hillary	Charlotte	3/19/22

Opponent

1.	1,000 (6-6)	Sabrina Ionsecu	Oregon	3/24/19
	1,000 (6-6)	Tiffany Walker	Georgia	3/17/95

REBOUNDS

Rank	Reb	Player	Opponent	Date
1.	15	Aleksa Gulbe	Belmont	3/24/21
2.	12	Ali Patberg	NC St.	3/27/21
	12	Denise Jackson	Georgia	3/25/83
5.	11	Jill Chapman	TCU	3/15/02
	11	Denise Jackson	Kentucky	3/18/83
6.	10	Aleksa Gulbe	NC St.	3/27/21
	10	Aleksa Gulbe	VCU	3/22/21
	10	Kym Royster	Notre Dame	3/21/16
	10	Rachelle Bostic	Georgia	3/25/83
	10	Rachelle Bostic	Kentucky	3/18/83

Opponent

1.	13	Tracy Henderson	Georgia	3/17/95
	13	Valerie Hill	Kentucky	3/18/83

ASSISTS

Rank	Ast	Player	Opponent	Date
1.	8	Alexis Gassion	Notre Dame	3/21/16
2.	7	Ali Patberg	Texas	3/22/19
	7	Linda Cunningham	Kentucky	3/18/83
4.	6	Grace Berger	Charlotte	3/19/22
	6	Heather Cassidy	TCU	3/15/02

6	Grace Berger	Miami (FL)	3/20/23	
5.	5	Nicole Cardaño-Hillary	Charlotte	3/19/22

5 Grace Berger

5	Ali Patberg	NC St.	3/27/21
5	Tyra Buss	Notre Dame	3/21/16
5	Tyra Buss	Georgia	3/19/16
5	Jamie Garner	Georgia	3/17/95
5	Missy Leckie	Kentucky	3/18/83

Opponent

1.	12	Sabrina Ionsecu	Oregon	3/24/19
----	----	-----------------	--------	---------

BLOCKS

Rank	Blk	Player	Opponent	Date
1.	5	Mackenzie Holmes	Arizona	3/29/21
	5	Mackenzie Holmes	VCU	3/22/21
3.	4	Mackenzie Holmes	Princeton	3/21/22
5.	3	Lilly Meister	Tennessee Tech	3/18/23

	3	Mackenzie Holmes	Belmont	3/24/21
	3	Deb McClurg	Kentucky	3/18/83

7.	2	Mackenzie Holmes	Miami (FL)	3/230/23
----	---	------------------	------------	----------

	2	Mackenzie Holmes	NC St.	3/27/21
	2	Amanda Cahill	Georgia	3/19/16

Opponent

1.	6	Caliya Robinson	Georgia	3/19/16
2.	4	Satou Sabally	Oregon	3/24/19

STEALS

Rank	Stl	Player	Opponent	Date
1.	4	Nicole Cardaño-Hillary	NC St.	3/27/21
	4	Deb McClurg	Kentucky	3/18/83
3.	3	Aleksa Gulbe	Charlotte	3/19/22
	3	Bendu Yeaney	Texas	3/22/19
	3	Ali Patberg	Texas	3/22/19
	3	Karlee McBride	Georgia	3/19/16
	3	Tara Jones	TCU	3/15/02
	3	Jenny DeMuth	TCU	3/15/02

Opponent

1.	5	Lindsay Allen	Notre Dame	3/21/16
	5	Saudie Roundtree	Georgia	3/17/95

* current players in **bold**

NCAA TOURNAMENT YEAR-BY-YEAR

All-Time Record: 9-9

1983 - No. 6 Seed*

First Round, Lexington, Ky. – March 18, 1983

Opponent	Score	FG	FGA	Pct.	3FG	3FGA	Pct.	FT	FTA	Pct.	Off Def.	Tot	PF	A	TO	Blk	Stl.	1-2-OT	
No. 6 Indiana	87	21	48	.438	-	-	-	25	31	.806	-	-	35	24	18	20	5	5	40-47
No. 3 Kentucky	76	28	75	.373	-	-	-	20	30	.667	-	-	42	24	14	19	2	5	31-45

Regional Semifinals, South Bend, Ind. – March 25, 1983

Opponent	Score	FG	FGA	Pct.	3FG	3FGA	Pct.	FT	FTA	Pct.	Off Def.	Tot	PF	A	TO	Blk	Stl.	1-2-OT	
No. 6 Indiana	70	21	66	.318	-	-	-	28	37	.757	-	-	41	25	9	12	1	8	29-41
No. 2 Georgia	86	32	62	.516	-	-	-	22	30	.733	-	-	47	30	18	15	2	5	40-46

1994 - No. 12 Seed

First Round, Oxford, Miss. – March 16, 1994

Opponent	Score	FG	FGA	Pct.	3FG	3FGA	Pct.	FT	FTA	Pct.	Off Def.	Tot	PF	A	TO	Blk	Stl.	1-2-OT	
No. 12 Indiana	61	25	52	.481	4	10	.400	7	13	.538	8	18	26	15	8	13	0	5	40-21
No. 5 Mississippi	83	37	63	.587	1	9	.111	8	13	.615	9	23	32	15	22	9	2	5	41-42

1995 - No. 14 Seed

First Round, Athens, Ga. – March 17, 1995

Opponent	Score	FG	FGA	Pct.	3FG	3FGA	Pct.	FT	FTA	Pct.	Off Def.	Tot	PF	A	TO	Blk	Stl.	1-2-OT	
No. 14 Indiana	64	22	54	.407	5	12	.417	15	20	.750	8	20	28	15	12	20	1	6	42-22
No. 3 Georgia	81	30	61	.492	3	10	.300	18	21	.857	12	26	38	19	17	15	4	14	44-37

2002 - No. 8 Seed

First Round, Durham, N.C. – March 15, 2002

Opponent	Score	FG	FGA	Pct.	3FG	3FGA	Pct.	FT	FTA	Pct.	Off Def.	Tot	PF	A	TO	Blk	Stl.	1-2-OT	
No. 8 Indiana	45	12	51	.235	3	17	.176	18	26	.692	9	25	34	15	9	20	1	10	20-25
No. 9 TCU	55	20	60	.333	2	14	.143	13	17	.765	15	33	48	21	11	21	6	7	25-30

2016 - No. 9 Seed

First Round, South Bend, Ind. – March 19, 2016

Opponent	Score	FG	FGA	Pct.	3FG	3FGA	Pct.	FT	FTA	Pct.	Off Def.	Tot	PF	A	TO	Blk	Stl.	1-2-3-4-OT	
No. 9 Indiana	62	21	53	.396	4	14	.286	16	26	.615	8	29	37	12	10	14	3	6	18-10-15-19
No. 8 Georgia	58	25	64	.391	7	24	.292	1	5	.200	11	29	40	21	10	17	7	3	12-12-18-16

Second Round, South Bend, Ind. – March 21, 2016

Opponent	Score	FG	FGA	Pct.	3FG	3FGA	Pct.	FT	FTA	Pct.	Off Def.	Tot	PF	A	TO	Blk	Stl.	1-2-3-4-OT	
No. 9 Indiana	70	27	57	.474	7	16	.438	9	11	.818	10	18	28	21	16	20	3	8	13-24-19-14
No. 1 Notre Dame	87	34	62	.548	4	10	.400	15	18	.833	11	19	30	14	18	14	5	10	20-27-19-21

2019 - No. 10 Seed

First Round, Eugene, Ore. – March 22, 2019

Opponent	Score	FG	FGA	Pct.	3FG	3FGA	Pct.	FT	FTA	Pct.	Off Def.	Tot	PF	A	TO	Blk	Stl.	1-2-3-4-OT	
No. 10 Indiana	69	28	63	.444	7	22	.318	6	6	1.000	5	20	25	17	11	13	1	10	23-6-23-17
No. 7 Texas	65	26	63	.413	5	17	.294	8	14	.571	19	27	46	15	11	23	2	3	17-20-12-16

Second Round, Eugene, Ore. – March 24, 2019

Opponent	Score	FG	FGA	Pct.	3FG	3FGA	Pct.	FT	FTA	Pct.	Off Def.	Tot	PF	A	TO	Blk	Stl.	1-2-3-4-OT	
No. 10 Indiana	68	29	63	.460	4	17	.235	6	12	.500	5	12	27	14	9	12	2	4	19-12-22-15
No. 2 Oregon	91	34	66	.515	13	29	.448	10	14	.714	10	31	41	15	22	11	5	5	24-19-25-23

2021 - No. 4 Seed

First Round, San Antonio, Texas (UTSA Convocation Center) – March 22, 2021

Opponent	Score	FG	FGA	Pct.	3FG	3FGA	Pct.	FT	FTA	Pct.	Off Def.	Tot	PF	A	TO	Blk	Stl.	1-2-3-4-OT	
No. 13 VCU	32	13	57	.228	2	8	.250	4	6	.667	13	26	39	12	8	14	1	5	11-6-12-3
No. 4 Indiana	63	24	54	.444	5	18	.278	10	13	.769	7	32	39	9	9	7	8	7	16-6-19-22

Second Round, San Antonio, Texas (Bill Greehey Arena) – March 24, 2021

Opponent	Score	FG	FGA	Pct.	3FG	3FGA	Pct.	FT	FTA	Pct.	Off Def.	Tot	PF	A	TO	Blk	Stl.	1-2-3-4-OT	
No. 12 Belmont	48	20	63	.317	5	26	.192	3	5	.600	11	24	35	22	9	13	4	3	12-6-15-15
No. 4 Indiana	70	25	53	.472	1	6	.167	19	25	.760	8	34	42	10	11	8	3	5	15-15-21-19

Regional Semifinal, San Antonio, Texas (Alamodome) – March 27, 2021

Opponent	Score	FG	FGA	Pct.	3FG	3FGA	Pct.	FT	FTA	Pct.	Off Def.	Tot	PF	A	TO	Blk	Stl.	1-2-3-4-OT	
No. 4 Indiana	73	31	65	.477	2	14	.143	9	17	.529	8	27	35	15	13	9	2	10	14-20-24-15
No. 1 NC State	70	28	56	.500	9	19	.474	5	7	.714	3	28	31	16	15	17	1	1	22-11-15-22

Regional Final, San Antonio, Texas (Alamodome) - March 29, 2021

Opponent	Score	FG	FGA	Pct.	3FG	3FGA	Pct.	FT	FTA	Pct.	Off Def.	Tot	PF	A	TO	Blk	Stl.	1-2-3-4-OT	
No. 4 Indiana	53	20	55	.364	0	9	.000	13	17	.765	7	27	34	15	9	9	6	2	11-12-21-9
No. 3 Arizona	66	24	61	.393	9	21	.429	9	13	.692	11	31	42	15	9	8	6	4	14-13-19-20

NCAA TOURNAMENT YEAR-BY-YEAR

2022

First Round, Bloomington, Ind., (Simon Skjodt Assembly Hall) - March 17, 2022

Opponent	Score	FG	FGA	Pct.	3FG	3FGA	Pct.	FT	FTA	Pct.	Off	Def.	Tot	PF	A	TO	Blk	Stl.	1-2-3-4-OT
No. 3 Indiana	85	35	64	.547	4	14	.286	11	15	.733	5	32	37	11	23	6	1	8	22-20-22-21
No. 14 Charlotte	51	20	54	.370	1	8	.125	10	17	.588	6	26	32	16	7	14	1	2	12-12-11-16

Second Round, Bloomington, Ind., (Simon Skjodt Assembly Hall) - March 19, 2022

Opponent	Score	FG	FGA	Pct.	3FG	3FGA	Pct.	FT	FTA	Pct.	Off	Def.	Tot	PF	A	TO	Blk	Stl.	1-2-3-4-OT
No. 3 Indiana	56	22	43	.521	4	12	.333	8	11	.727	1	31	32	13	11	17	5	5	17-22-6-11
No. 11 Princeton	56	21	62	.339	5	17	.294	8	10	.800	10	19	29	15	8	8	2	5	17-12-13-13

Regional Semifinal, Bridgeport, Conn., (Total Mortgage Arena) - March 26, 2022

Opponent	Score	FG	FGA	Pct.	3FG	3FGA	Pct.	FT	FTA	Pct.	Off	Def.	Tot	PF	A	TO	Blk	Stl.	1-2-3-4-OT
No. 2 UConn	75	31	67	.463	5	20	.250	8	14	.571	15	24	39	18	13	9	4	7	21-16-22-16
No. 3 Indiana	58	23	48	.479	3	9	.333	9	13	.692	2	25	27	17	4	15	3	4	18-15-13-12

2023

First Round, Bloomington, Ind., (Simon Skjodt Assembly Hall) - March 18, 2023

Opponent	Score	FG	FGA	Pct.	3FG	3FGA	Pct.	FT	FTA	Pct.	Off	Def.	Tot	PF	A	TO	Blk	Stl.	1-2-3-4-OT
No. 1 Indiana	77	29	50	.580	5	16	.313	14	18	.778	2	36	38	10	18	10	11	7	18-21-17-21
No. 16 Tenn. Tech	47	18	65	.277	8	26	.308	3	6	.500	13	20	33	13	9	10	1	4	18-9-12-8

Second Round, Bloomington, Ind., (Simon Skjodt Assembly Hall) - March 20, 2023

Opponent	Score	FG	FGA	Pct.	3FG	3FGA	Pct.	FT	FTA	Pct.	Off	Def.	Tot	PF	A	TO	Blk	Stl.	1-2-3-4-OT
No. 1 Indiana	68	25	61	.410	5	15	.333	13	17	.765	9	20	29	17	17	7	2	3	12-17-19-20
No. 9 Miami (FL)	70	22	47	.468	8	14	.571	18	25	.720	6	29	35	22	15	13	5	5	20-21-8-21

*36 team tournament field

YEAR-BY-YEAR TEAM STATISTICS

YEAR	G	FG-FGA	PCT	3FG-3FGAPCT	FT-FTA	PCT	REB-AVG	PF-D	AST	TO	BLK	STL	TP	AVG	
1975-76	25	723-1853	.390	-- --	182-349	.521	978-39.1	n/a	57	n/a	57	n/a	1646	65.8	
1976-77	26	617-1570	.393	-- --	241-357	.675	826-31.8	n/a	334	n/a	n/a	170	1475	56.7	
1977-78	22	458-1231	.370	-- --	n/a	.630	684-31.1	490	177	n/a	n/a	182	1170	53.2	
1978-79	34	770-1721	.447	-- --	425-631	.673	1076-31.6	599	383	768	70	200	1964	56.1	
1979-80	32	783-1721	.455	-- --	431-575	.749	987-30.8	541	482	706	109	248	1997	62.4	
1980-81	36	1052-2401	.438	-- --	389-569	.684	1354-37.6	773	520	810	138	308	2492	69.2	
1981-82	30	846-2019	.419	-- --	378-556	.680	1345-44.8	611-17	411	623	112	253	2071	69.0	
1982-83	30	846-1966	.432	-- --	427-628	.680	1317-43.9	567-16	449	543	87	235	2119	70.6	
Big Ten	18	515-1188	.434	-- --	224-374	.599	808-44.9	332-7	301	321	56	156	1278	71.0	
1983-84	28	782-1786	.438	-- --	330-485	.680	1160-41.4	512-12	438	519	60	264	1894	67.6	
Big Ten	18	506-1144	.442	-- --	221-324	.682	749-41.6	329-8	288	295	34	165	1233	68.5	
1984-85	28	768-1667	.461	-- --	364-513	.710	1038-37.1	480-12	485	518	26	214	1900	67.9	
Big Ten	18	488-1041	.469	-- --	237-334	.710	633-35.2	283-6	305	312	12	136	1213	67.4	
1985-86	28	735-1565	.470	-- --	422-576	.733	1022-36.5	383-5	380	504	12	214	1892	67.6	
Big Ten	18	465-983	.473	-- --	276-383	.721	650-36.1	240-5	257	312	9	136	1206	67.0	
1986-87	27	678-1526	.444	-- --	352-484	.727	974-36.1	392-6	459	482	15	168	1708	63.3	
Big Ten	18	437-1033	.423	-- --	222-297	.747	635-35.3	266-6	300	307	10	98	1096	60.9	
1987-88	28	683-1585	.431	7-31	.226	408-557	.732	1022-36.5	493-8	381	551	32	247	1781	63.6
Big Ten	18	442-990	.446	5-21	.238	249-344	.724	627-34.8	306-5	241	336	21	147	1138	63.2
1988-89	28	763-1844	.414	95-295	.322	350-517	.677	1101-39.3	516-19	338	504	36	351	1971	70.4
Big Ten	18	495-1211	.409	62-194	.320	243-357	.681	710-39.4	328-15	212	293	14	210	1295	71.9
1989-90	28	713-1778	.401	27-99	.273	362-556	.651	1063-38.0	505-21	350	436	35	250	1816	64.9
Big Ten	18	424-1125	.377	15-61	.246	224-337	.665	656-36.4	355-16	205	277	26	145	1088	60.4
1990-91	31	838-1946	.431	96-298	.322	519-750	.692	1214-39.2	606-24	491	526	55	289	2291	73.9
Big Ten	18	479-1121	.427	58-179	.324	269-396	.679	690-38.3	342-14	262	302	20	154	1285	71.4
1991-92	28	755-1858	.406	147-441	.333	401-593	.676	1076-38.4	576-20	400	424	51	329	2058	73.5
Big Ten	18	450-1152	.391	105-315	.333	248-366	.678	637-35.4	362-17	231	264	23	181	1253	69.6
1992-93	27	675-1586	.426	58-195	.297	363-539	.674	954-35.3	506-9	319	499	45	255	1771	65.6
Big Ten	18	441-1042	.423	32-113	.283	214-322	.665	597-33.2	349-9	203	330	24	143	1128	62.7
1993-94	28	751-1722	.436	131-433	.303	416-613	.679	1060-37.9	548-8	374	474	64	259	2049	73.2
Big Ten	18	458-1092	.419	75-258	.291	261-369	.707	652-36.2	351-7	230	294	37	148	1252	69.6
1994-95	29	757-1737	.436	143-437	.327	417-626	.666	1134-39.1	563-19	390	529	96	203	2074	71.5
Big Ten	18	450-1060	.425	90-294	.306	223-341	.654	660-36.7	350-13	244	318	60	103	1213	67.4
1995-96	27	684-1509	.453	111-355	.313	468-644	.727	1096-40.6	507-19	413	566	117	172	1947	72.1
Big Ten	16	391-882	.443	63-207	.304	224-307	.730	602-37.6	301-11	229	322	63	79	1069	66.8
1996-97	29	744-1761	.422	148-525	.282	435-606	.718	1113-38.4	559-18	374	524	120	233	2071	71.4
Big Ten	16	415-1006	.413	77-298	.258	231-323	.715	621-38.8	327-14	199	271	62	130	1138	71.1
1997-98	33	804-1796	.448	204-592	.345	530-711	.745	1203-36.5	572-15	504	641	106	254	2342	71.0
Big Ten	16	378-844	.448	107-298	.359	282-363	.777	585-36.6	283-9	229	295	54	103	1145	71.6

YEAR-BY-YEAR TEAM STATISTICS

YEAR	G	FG-FGA	PCT	3FG-3FGA	PCT	FT-FTA	PCT	REB-AVG	PF-D	AST	TO	BLK	STL	TP	AVG
1998-99	31	835-1915	.436	189-571	.436	363-546	.665	1128-36.4	567-23	504	551	77	239	2222	71.7
Big Ten	16	419-1015	.413	96-287	.334	154-229	.672	555-34.7	281-13	241	288	31	112	1088	68.0
1999-00	28	648-1641	.395	128-411	.311	399-576	.693	995-35.5	484-18	406	536	81	216	1823	65.1
Big Ten	16	349-898	.369	79-242	.326	217-312	.696	518-32.4	275-9	228	302	49	129	994	62.1
2000-01	31	777-1833	.424	166-462	.359	428-602	.711	1127-36.4	664-19	517	547	106	292	2148	69.3
Big Ten	16	385-916	.420	88-230	.383	220-310	.710	551-34.4	355-9	259	280	59	145	1078	67.4
2001-02	31	724-1799	.402	144-449	.321	480-709	.677	1184-38.2	524-14	412	524	125	245	2072	66.8
Big Ten	16	364-914	.398	72-230	.313	211-322	.655	563-35.2	262-7	208	252	64	119	1011	63.2
2002-03	28	609-1629	.374	134-438	.306	384-577	.666	1077-38.5	523-16	326	477	78	229	1736	62.0
Big Ten	16	337-926	.364	82-270	.304	195-304	.641	552-34.5	298-9	172	254	36	143	951	59.4
2003-04	29	615-1574	.391	125-383	.326	456-613	.744	1026-35.4	595-20	277	497	147	211	1811	62.4
Big Ten	16	308-839	.367	63-210	.300	209-286	.731	530-33.1	318-12	133	283	85	130	888	55.5
2004-05	28	522-1482	.352	103-348	.296	301-426	.707	960-34.3	506-15	294	434	103	189	1448	51.7
Big Ten	16	291-868	.335	54-208	.260	126-190	.663	492-30.8	294-9	163	232	53	119	762	47.6
2005-06	33	716-1722	.416	138-418	.330	468-660	.709	1196-36.2	574-28	384	546	78	281	2038	61.8
Big Ten	16	345-824	.419	78-224	.348	206-299	.689	551-34.4	276-17	195	258	34	147	974	60.9
2006-07	33	788-1961	.402	187-588	.318	456-670	.681	1225-37.1	578-20	386	538	121	331	2219	67.2
Big Ten	16	366-975	.375	97-313	.310	225-323	.697	578-36.1	283-13	184	238	61	160	1054	65.9
2007-08	33	786-1948	.403	173-536	.323	478-683	.700	1219-36.9	574-18	392	532	71	314	2223	67.4
Big Ten	18	424-1063	.399	98-293	.334	268-380	.705	649-36.1	307-9	200	270	41	166	1214	67.4
2008-09	32	772-1905	.405	170-517	.329	440-624	.705	1227-38.3	569-14	378	471	51	305	2154	67.3
Big Ten	18	413-1064	.388	110-318	.346	269-376	.715	670-37.2	321-11	208	260	24	159	1205	66.9
2009-10	30	697-1840	.379	168-539	.312	418-608	.688	1159-38.6	551-16	347	491	57	260	1980	66.0
Big Ten	18	377-1099	.343	98-340	.288	260-362	.718	702-39.0	317-11	188	274	25	142	1112	61.8
2010-11	29	646-1664	.388	184-579	.318	362-529	.684	1006-34.7	546-13	326	513	69	284	1838	63.4
Big Ten	16	358-922	.388	97-307	.316	208-303	.686	537-33.6	297-4	158	258	36	140	1021	63.8
2011-12	30	636-1823	.349	103-372	.277	353-530	.666	1236-41.2	511-11	302	574	124	231	1728	57.6
Big Ten	16	316-962	.328	53-210	.252	177-254	.697	650-40.6	260-7	150	309	55	114	862	53.9
2012-13	30	622-1657	.375	156-489	.319	255-371	.687	1076-35.9	463-7	325	487	110	171	1655	55.2
Big Ten	16	311-869	.358	79-262	.302	118-168	.702	536-33.5	240-2	160	267	46	83	819	51.2
2013-14	34	850-2080	.409	259-752	.344	410-616	.666	1332-39.2	616-9	461	438	113	203	2369	69.7
Big Ten	16	379-1010	.372	131-383	.342	155-254	.610	620-38.8	284-4	215	215	54	97	1044	65.2
2014-15	31	797-1878	.424	236-714	.331	399-537	.743	1145-36.9	536-11	467	442	84	248	2229	71.9
Big Ten	18	408-1050	.389	133-427	.311	229-300	.763	601-33.4	314-8	232	265	41	116	1178	65.4
2015-16	33	834-1932	.432	175-542	.323	518-712	.728	1235-37.4	514-11	469	478	113	229	2361	71.5
Big Ten	18	463-1077	.430	97-317	.306	295-400	.738	676-37.6	301-7	283	248	65	122	1318	73.2
2016-17	34	934-2086	.448	216-638	.339	463-629	.736	1283-37.7	585-7	564	438	89	270	2547	74.9
Big Ten	16	418-1001	.418	102-324	.315	211-282	.748	568-35.5	263-2	257	193	34	120	1149	71.8
2017-18	37	934-2091	.447	240-656	.366	487-688	.708	1285-34.7	630-11	490	562	129	259	2595	70.1
Big Ten	16	387-883	.438	117-293	.399	211-284	.743	514-32.1	268-4	208	231	46	106	1102	68.9
2018-19	34	852-1988	.429	180-516	.349	464-624	.744	1250-36.8	603-10	407	512	100	213	2348	69.1
Big Ten	16	429-1062	.404	102-283	.360	233-311	.749	649-36.1	340-8	200	262	48	111	1193	66.3
2019-20	32	862-1869	.461	151-499	.303	447-618	.723	1229-38.4	538-7	455	448	114	201	2322	72.6
Big Ten	18	481-1054	.456	70-244	.287	255-341	.748	688-38.2	295-5	240	261	65	114	1287	71.5
2020-21	27	761-1675	.454	112-400	.280	376-524	.718	1051-38.9	412-9	386	299	129	185	2010	74.4
Big Ten	18	518-1124	.461	83-258	.322	274-370	.741	698-38.8	288-5	279	206	83	124	1393	77.4

YEAR-BY-YEAR TEAM STATISTICS

2021-22	35	876-1928	.454	160-485	.330	441-590	.747	1185-35.9	505-10	463	430	111	216	2353	71.3
Big Ten	16	432-964	.448	87-259	.336	220-293	.751	549-34.3	250-8	210	197	54	115	1171	73.2

2022-23	32	951-1912	.497	229-621	.369	458-599	.765	1178-36.8	518-15	584	404	156	254	2589	80.9
Big Ten	18	522-1060	.492	116-325	.357	253-335	.755	643-35.7	289-9	317	237	84	147	1413	78.5

VERSUS RANKED OPPONENTS

1976-77 • (0-3)

	Opp	IU			
12/17	vs. Kentucky	17	NR	L	57-58
12/17	vs. Tennessee Tech	12	NR	L	63-79
2/4	VS. WILLIAM PENN	20	NR	L	33-76

1977-78 • (0-1)

	Opp	IU			
1/20	at Kentucky	20	NR	L	38-73

1978-79 • (0-0)

1979-80 • (1-1)

	Opp	IU			
12/22	vs. Pittsburgh	19	NR	W	66-56
2/16	VS. DETROIT	19	NR	L	58-68

1980-81 • (0-2)

	Opp	IU			
12/6	vs. Kentucky	17	NR	L	63-93
2/28	at Minnesota	15	NR	L	75-81

1981-82 • (0-2)

	Opp	IU			
12/8	at Kentucky	13	NR	L	68-83
1/16	at Penn State	16	NR	L	73-83

1982-83 • (0-3)

	Opp	IU			
12/3	vs. Texas	5	NR	L	79-86
12/8	VS. KENTUCKY	6	NR	L	72-84
3/25	vs. Georgia*	8	NR	L	79-68

1983-84 • (0-2)

	Opp	IU			
12/10	at La Tech	2	NR	L	47-76
1/3	vs. Missouri	16	NR	L	66-85

1984-85 • (1-2)

	Opp	IU			
12/7	vs. Kentucky	14	NR	W	65-64
1/18	vs. Ohio State	9	NR	L	53-75
2/15	vs. Ohio State	8	NR	L	68-86

1985-86 • (4-5)

	Opp	IU			
12/5	at USC	5/5	NR	L	53-99
12/7	at Long Beach State	7/6	NR	L	61-85
12/13	at Kentucky	RV/20	NR	W	68-60
12/30	VS. UNLV	16/16	NR	W	62-54
1/10	VS. NORTHWESTERN	20/RV	NR	W	80-64
1/17	at Ohio State	14/16	NR	L	80-84
1/31	VS. IOWA	19/18	NR	L	46-47
2/14	VS. OHIO STATE	11/11	NR	W	68-66
3/2	at Iowa	13/13	NR	L	47-63

1986-87 • (0-8)

	Opp	IU			
12/3	VS. KENTUCKY	RV/25	NR	L	61-63
12/29	at NC State	15/16	NR	L	77-95
12/30	vs. Iowa	14/16	NR	L	56-63
1/3	VS. OHIO STATE	20/18	NR	L	52-72
1/23	VS. IOWA	23/23	NR	L	49-60
1/30	at Illinois	19/19	NR	L	55-67
2/22	at Iowa	11/12	NR	L	50-71
3/5	at Ohio State	11/11	NR	L	56-60

1987-88 • (1-5)

	Opp	IU			
11/27	vs. Tennessee	1/1	NR	L	59-91
12/21	at Southern Illinois	13/14	NR	W	50-48
1/8	at Ohio State	8/10	NR	L	70-83
1/29	at Iowa	1/1	NR	L	48-72

2/28	VS. IOWA	1/1	NR	L	47-71
3/10	VS. OHIO STATE	6/5	NR	L	49-68

1988-89 • (1-5)

	Opp	IU			
1/22	VS. PURDUE	9/9	NR	L	75-79
1/27	at Iowa	4/5	NR	L	61-77
2/3	VS. OHIO STATE	20/21	NR	W	76-66
2/19	at Purdue	10/10	NR	L	58-75
2/24	VS. IOWA	7/7	NR	L	63-70
3/5	at Ohio State	15/15	NR	L	64-77

1989-90 • (0-5)

	Opp	IU			
1/21	at Purdue	10/6	NR	L	45-73
1/26	VS. IOWA	13/11	NR	L	52-63
2/16	vs. Purdue	13/13	NR	L	63-67
2/25	at Iowa	13/13	NR	L	47-85
3/8	VS. NORTHWESTERN	15/12	NR	L	61-67

1990-91 • (2-5)

	Opp	IU			
1/16	at Purdue	8/8	NR	L	60-73
1/18	VS. IOWA	20/21	NR	W	74-59
1/25	at Michigan State	RV/24	NR	L	57-61
2/3	VS. NORTHWESTERN	15/18	NR	W	74-61
2/17	at Iowa	22/25	NR	L	55-86
3/1	at Northwestern	20/22	NR	L	71-87
3/6	VS. PURDUE	5/5	NR	L	53-67

1991-92 • (0-6)

	Opp	IU			
1/12	VS. NORTHWESTERN	14/14	NR	L	54-70
1/17	at Iowa	5/5	NR	L	71-80
2/9	at Purdue	9/11	NR	L	54-73
2/16	VS. IOWA	7/7	NR	L	57-59
3/6	VS. PURDUE	13/12	NR	L	55-85
3/14	at Wisconsin	25/21	NR	L	67-77

1992-93 • (1-5)

	Opp	IU			
1/15	VS. PENN STATE	5/5	NR	W	71-65
1/17	VS. OHIO STATE	10/10	NR	L	67-81
1/22	at Iowa	6/6	NR	L	50-79
2/12	at Ohio State	7/8	NR	L	58-99
2/14	at Penn State	5/6	NR	L	69-94
2/21	VS. IOWA	3/3	NR	L	46-68

1993-94 • (3-6)

	Opp	IU			
1/14	at Penn State	3/3	NR	L	66-94
1/16	at Ohio State	17/17	NR	L	65-92
1/21	VS. IOWA	2/2	NR	W	82-58
1/30	at Northwestern	19/18	NR	W	84-76
2/4	VS. PURDUE	12/13	NR	L	52-64
2/13	VS. PENN STATE	1/1	NR	L	65-70
2/20	at Iowa	11/12	NR	W	63-59
3/2	at Purdue	10/10	NR	L	58-83
3/16	vs. Mississippi*	23/23	NR	L	61-83

1994-95 • (2-5)

	Opp	IU			
1/6	VS. OHIO STATE	23/23	NR	W	68-58
1/15	at Purdue	22/21	NR	L	44-63
2/3	VS. PENN STATE	10/11	NR	L	71-74
2/10	VS. PURDUE	17/17	NR	L	44-57
2/24	VS. WISCONSIN	RV/24	NR	W	63-61
3/5	vs. Penn State	8/9	NR	L	64-72
3/17	vs. Georgia*	12/12	NR	L	64-81

VERSUS RANKED OPPONENTS

1995-96 • (2-7)

	Opp	IU			
12/29	at Wisconsin	17/22	NR	L	71-81
1/5	at Ohio State	RV/25	NR	L	65-76
1/14	VS. PURDUE	18/19	NR	L	51-75
1/19	VS. IOWA	9/8	NR	L	56-64
1/26	VS. NORTHWESTERN	19/18	NR	W	95-86
2/2	at Penn State	13/13	NR	L	61-76
2/4	at Iowa	6/5	NR	L	51-77
2/9	at Purdue	23/23	NR	L	66-67
2/23	VS. WISCONSIN	13/14	NR	W	82-68

1996-97 • (3-4)

	Opp	IU			
11/24	VS. W. KENTUCKY	12/13	NR	L	74-85
12/11	at Notre Dame	10/17	NR	L	63-71
1/10	VS. PENN STATE	RV/21	NR	L	90-93
1/12	VS. WISCONSIN	17/11	NR	W	74-72
2/7	at Wisconsin	23/16	NR	W	59-54
2/23	VS. MICHIGAN STATE	19/20	NR	L	79-93
3/1	vs. Purdue	RV/24	NR	W	61-54

1997-98 • (3-3)

	Opp	IU			
11/30	vs. Alabama	17/14	NR	L	70-77
12/3	at W. Kentucky	17/15	NR	L	70-79
1/9	at Wisconsin	17/15	NR	L	60-75
1/19	VS. ILLINOIS	8/8	NR	W	80-67
1/25	VS. PURDUE	23/24	NR	W	85-71
2/6	VS. WISCONSIN	16/15	NR	W	56-55

1998-99 • (0-7)

	Opp	IU			
11/19	vs. Rutgers	10/11	NR	L	53-60
11/20	vs. Florida	20/20	NR	L	67-72
1/15	VS. OHIO STATE	17/24	NR	L	60-78
1/22	at Purdue	3/3	NR	L	62-97
1/24	at Penn State	17/18	NR	L	48-95
1/29	VS. PURDUE	2/2	NR	L	86-99
1/31	at Ohio State	19/22	NR	L	58-76

1999-2000 • (0-5)

	Opp	IU			
12/12	vs. Arizona	19/19	NR	L	70-87
1/9	at Illinois	15/16	NR	L	61-91
1/23	VS. PURDUE	19/19	NR	L	65-71
2/10	at Purdue	15/16	NR	L	62-75
2/17	VS. PENN STATE	6/6	NR	L	36-74

2000-01 • (1-6)

	Opp	IU			
12/2	vs. Louisiana Tech	9/8	NR	L	53-54
1/7	VS. PURDUE	6/6	NR	L	59-67
1/14	at Penn State	13/12	NR	L	68-89
1/25	VS. PENN STATE	19/15	NR	L	70-79
2/8	VS. WISCONSIN	20/RV	NR	W	83-79
2/15	at Purdue	7/7	NR	L	46-87
3/2	vs. Iowa	23/RV	NR	L	76-81

2001-02 • (4-8)

	Opp	IU			
11/16	vs. Stanford	9/9	NR	L	72-87
11/23	VS. NC STATE	10/10	NR	L	44-50
12/19	VS. FLORIDA STATE	RV/25	NR	L	61-62
1/3	at Wisconsin	12/13	NR	L	54-74
1/17	VS. PURDUE	11/13	NR	L	53-61
1/20	VS. MICHIGAN	RV/23	NR	L	55-68
1/24	VS. WISCONSIN	9/8	NR	W	70-63

1/27	at Minnesota	23/25	NR	L	65-70
2/10	at Purdue	7/8	NR	L	55-79
2/17	VS. MINNESOTA	15/18	NR	W	73-63
3/3	vs. Purdue^	7/7	NR	W	55-41
3/4	vs. Penn State	23/RV	NR	W	75-72

2002-03 • (1-5)

	Opp	IU			
12/14	VS. PURDUE	6/6	NR	L	51-53
1/12	VS. OHIO STATE	23/RV	NR	W	54-50
2/2	at Penn State	14/15	NR	L	55-69
2/9	VS. MINNESOTA	15/16	NR	L	56-59
2/27	VS. PURDUE	11/12	NR	L	48-74
3/7	vs. Penn State^	14/15	NR	L	64-67

2003-04 • (0-6)

	Opp	IU			
1/2	at Michigan State	23/22	NR	L	41-59
1/25	VS. PURDUE	8/7	NR	L	47-71
1/29	at Minnesota	14/13	NR	L	46-78
2/5	VS. PENN STATE	5/6	NR	L	49-66
2/29	VS. MICHIGAN STATE	22/22	NR	L(OT)	51-60
3/5	vs. Penn State^	5/7	NR	L	66-79

2004-05 • (0-9)

	Opp	IU			
11/19	at Baylor	8/8	NR	L	47-60
12/30	at Iowa	18/19	NR	L	51-62
1/2	at Minnesota	12/12	NR	L	47-61
1/6	at Purdue	24/22	NR	L	31-54
1/20	VS. OHIO STATE	3/4	NR	L	46-78
1/30	VS. MICHIGAN STATE	11/11	NR	L	40-52
2/6	at Ohio State	2/3	NR	L	46-78
2/10	at Penn State	24/RV	NR	L	45-67
2/24	VS. MINNESOTA	15/15	NR	L	35-52

2005-06 • (2-9)

	Opp	IU			
11/19	VS. BAYLOR	6/5	NR	L	62-74
11/23	VS. NOTRE DAME	13/15	NR	L	61-74
1/5	VS. PURDUE	14/14	NR	L(OT)	56-61
1/9	VS. MINNESOTA	15/15	NR	L	64-69
1/19	at Ohio State	7/7	NR	L	50-60
1/29	at Michigan State	16/16	NR	L	59-65
2/5	VS. OHIO STATE	7/7	NR	L	45-61
2/19	at Purdue	10/10	NR	W(OT)	63-61
2/23	at Minnesota	22/21	NR	L	58-65
3/3	vs. Minnesota^	20/21	NR	W	61-46
3/5	vs. Purdue^	14/11	NR	L	41-67

2006-07 • (1-7)

	Opp	IU			
11/12	at Kentucky	21/24	NR	W	54-51
12/6	at Bowling Green	RV/22	NR	L	47-82
12/28	at Michigan State	21/20	NR	L	49-74
1/4	VS. MICHIGAN STATE	19/18	NR	L(OT)	56-64
1/14	at Purdue	13/13	NR	L	51-73
1/21	VS. PURDUE	12/14	NR	L	58-81
1/25	at Ohio State	5/7	NR	L	62-72
3/2	VS. OHIO STATE^	5/6	NR	L	60-72

2007-08 • (2-3)

	Opp	IU			
11/24	vs. Texas A&M	11/10	NR	L	48-60
11/30	VS. FLORIDA STATE#	21/22	NR	L	78-85
12/22	VS. WEST VIRGINIA	21/22	NR	W	79-66
1/10	at Ohio State	19/19	NR	L	59-71
2/25	VS. OHIO STATE	18/22	NR	W(OT)	69-61

VERSUS RANKED OPPONENTS

2008-09 • (0-3)

		Opp	IU		
11/16	vs. Xavier	22/RV	NR	L	59-62
2/1	at Ohio State	15/14	NR	L	51-59
2/22	VS. OHIO STATE	20/17	NR	L	67-79

2009-10 • (2-4)

		Opp	IU		
11/26	vs. Virginia	15/18	NR	L	79-84
12/3	VS. FLORIDA STATE	12/9	NR	L	74-82
12/6	at Michigan State	22/21	NR	W	68-63
1/3	VS. MICHIGAN STATE	16/24	NR	L	44-53
1/17	at Ohio State	5/5	NR	L	64-82
1/31	VS. OHIO STATE	4/6	NR	W	67-62

2010-11 • (1-5)

		Opp	IU		
11/21	at Georgia	18/18	NR	L	51-84
12/5	VS. NEBRASKA	24/19	NR	W	67-61
1/5	at Ohio State	20/21	NR	L	65-83
1/16	at Iowa	16/21	NR	L	51-71
1/20	VS. MICHIGAN STATE	12/12	NR	L	55-69
2/13	VS. PENN STATE	23/23	NR	L	77-80

2011-12 • (0-6)

		Opp	IU		
1/5	at Nebraska	19/RV	NR	L	48-62
1/19	VS. PURDUE	13/18	NR	L	60-82
1/26	VS. OHIO STATE	9/9	NR	L	55-73
2/2	at Penn State	19/21	NR	L	44-76
2/16	at Ohio State	9/11	NR	L	54-75
2/26	at Purdue	22/RV	NR	L	58-90

2012-13 • (1-4)

		Opp	IU		
1/10	VS. NEBRASKA	RV/23	NR	L	38-67
1/24	VS. MICHIGAN	23/RV	NR	L	43-61
1/31	at Purdue	14/11	NR	L	42-59
2/7	VS. PENN STATE	8/9	NR	L	54-76
2/20	VS. PURDUE	22/21	NR	W	62-61

2013-14 • (1-5)

		Opp	IU		
1/2	VS. IOWA	22/23	NR	W	86-84
1/17	at Purdue	22/19	NR	L	53-86
1/22	at Penn State	13/13	NR	L	52-65
2/13	VS. PENN STATE	11/11	NR	L	63-71
2/16	at Nebraska	21/19	NR	L	61-67
3/2	at Michigan State	21/RV	NR	L	56-76

2014-15 • (1-8)

		Opp	IU		
12/28	VS. RUTGERS	17/18	NR	L	51-66
12/31	VS. MICHIGAN STATE	24/RV	NR	W	70-55
1/18	at Minnesota	23/RV	NR	L	61-65
1/25	VS. MARYLAND	7/6	NR	L	74-84
2/15	at Iowa	14/13	NR	L	64-81
2/21	VS. NEBRASKA	21/20	NR	L	64-67
2/26	at Maryland	5/5	NR	L	72-83
3/1	at Rutgers	20/18	NR	L	60-71
3/5	vs. Rutgers^	23/22	NR	L	52-63

2015-16 • (3-5)

		Opp	IU		
11/17	VS. CHATTANOOGA	24/RV	NR	W	54-43
11/19	at DePaul	RV/19	NR	L	69-89
12/20	vs. Miami (FL)	23/21	NR	L	75-89
1/7	at Ohio State	5/5	NR	L	70-97
1/13	VS. MICHIGAN STATE	18/18	NR	W	81-65
1/24	at Northwestern	RV/20	NR	W	91-84
1/30	at Maryland	5/5	NR	L	63-86

3/21	vs. Notre Dame*	2/3	NR	L	70-84
------	-----------------	-----	----	---	-------

2016-17 • (1-2)

12/31	VS. OHIO STATE	14/13	NR	L	82-92
2/5	VS. MARYLAND	3/3	NR	L	56-92
2/16	VS. MICHIGAN	20/20	NR	W	72-61

2017-18 • (0-7)

11/30	VS. LOUISVILLE	4/5	NR	L	59-72
12/17	MISSOURI	16/17	NR	L	55-75
12/31	at Ohio State	12/12	NR	L	70-85
1/10	at Michigan	23/20	NR	L	79-84
1/13	VS. OHIO STATE	10/10	NR	L	62-77
1/16	at Maryland	14/14	NR	L	70-74
3/2	vs. Maryland^	17/17	NR	L	54-67

2018-19 • (4-5)

12/21	vs. South Dakota	RV/RV	NR	W	68-60
1/16	vs. Michigan State	15/17	NR	W	68-64
1/27	vs. Maryland	11/10	NR	L	56-76
2/11	at Michigan State	24/21	NR	L	61-77
2/18	vs. Rutgers	RV/24	NR	L	61-69
2/21	vs. Iowa	10/10	NR	W	75-73
3/8	vs. Iowa^	10/10	NR	L	61-70
3/22	vs. Texas*	RV/23	NR	W	69-65
3/24	at Oregon*	7/7	NR	L	68-91

2019-20 • (2-5)

11/28	vs. South Carolina!	5/6	17/23	W	71-57
11/29	vs. Baylor	2/2	17/23	L	62-77
12/4	at Miami (FL)#	21/22	14/16	W	58-45
12/22	UCLA	10/10	12/14	L	58-68
1/20	at Maryland	20/17	15/16	L	62-76
2/6	Maryland	13/12	18/22	L	69-79
3/7	Maryland^	6/6	20/22	L	51-66

2020-21 • (4-4)

12/6	at Kentucky	11/12	13/15	L	68-72
1/4	at Maryland	14/14	20/18	L	80-84
1/22	at Northwestern	21/22	16/15	W	74-61
1/28	VS. OHIO STATE	14/11	16/15	L	70-78
2/18	VS. MICHIGAN	11/11	14/12	W	70-65
2/27	at Ohio State	15/14	11/11	W	87-75
3/27	vs. NC State*	3/3	12/10	W	73-70
3/29	vs. Arizona*	11/11	12/10	L	53-66

2021-22 • (5-8)

11/4	vs. Kentucky	13/13	8/7	W	88-67
11/25	vs. Stanford	7/5	4/6	L	66-69
12/2	vs. NC State	2/3	6/6	L	58-66
12/12	at Ohio State	20/21	10/11	W	86-66
1/2	VS. MARYLAND	6/8	8/6	W	70-63
1/31	at Michigan	6/7	5/6	L	50-65
2/19	VS. IOWA	22/25	5/6	L	91-96
2/21	at Iowa	22/25	10/6	L	82-88
2/25	at Maryland	13/13	10/10	L	64-67
3/4	vs. Maryland^	14/12	14/12	W	62-51
3/5	vs. Ohio State^	13/16	14/12	W	70-62
3/6	vs. Iowa^	12/18	14/12	L	67-74
3/26	vs. UCONN*	5/6	11/11	L	58-75

VERSUS RANKED OPPONENTS

2022-23 • (9-2)

		Opp	IU		
11/14	at Tennessee	11/4	12/9	W	79-67
12/1	vs. UNC	6/6	5/5	W	87-63
1/12	vs. Maryland	9/11	6/6	W	68-61
1/18	at Illinois	21/24	6/6	W	83-72
1/23	at Michigan	14/16	6/6	W	92-83
1/26	vs. Ohio State	2/5	6/6	W	78-65
2/9	vs. Iowa	5/6	2/3	W	87-78
2/13	at Ohio State	13/12	2/3	W	83-59
2/16	vs. Michigan	12/13	2/2	W	68-52
2/26	at Iowa	6/6	2/2	L	85-86
3/4	vs. Ohio State^	14/14	2/2	L	75-79

*NCAA Tournament

ACC/Big Ten Challenge

^ Big Ten Tournament

AP/Coaches

AP rankings only from 1976-1985

ALL-TIME ROSTER BY STATE/HIGH SCHOOL

ALPHABETICAL BY HIGH SCHOOL

NO.	PLAYER	HIGH SCHOOL	YEARS	HOMETOWN
ALABAMA				
5	Caitlin Hose	Hazel Green	2021-present	Hazel Green, Ala.
1	Kaitlin Peterson	Eufaula	2021-23	Eufaula, Ala.
ARIZONA				
40	Leikem, Lyndsay	Flowing Wells	2014-16	Tucson, Ariz.
CALIFORNIA				
42	Jackson, Amber	Oxnard	2007-09	Oxnard, Calif.
41	Follmer, Georgia	Santa Margarita Catholic	2007-08	Rancho Santa Margarita, Calif.
32	Radmanovich, Yasmina	Will C. Wood	1999	Vacaville, Calif.
CONNECTICUT				
14	Billington, Shanice	Bulkeley	2006-07	Hartford, Conn.
COLORADO				
25	Wisne, Arielle	Horizon	2019-present	Thornton, Colo.
FLORIDA				
3	Bernard, Sasha	Atlantic	2009	Delray Beach, Fla.
21	Andujar, Danilsa	Dillard	2009-12	Miramar, Fla.
2	Warthen, Keyanna	Ft. Lauderdale	2017-21	Ft. Lauderdale, Fla.
12	Jackson, Denise	Northwestern	1981-84	Miami, Fla.
22	Chaplin, Sasha	St. Petersburg Catholic	2009-2014	St. Petersburg, Fla.
30	Hawkins, Angela	Winter Haven	2003-06	Winter Haven, Fla.
GEORGIA				
20	Salters, Me'sha	A.E. Beach	2003	Savannah, Ga.
12	Marchese, Linsey	Archer	2017-19	Lawrenceville, Ga.
40	McCurty, Quaneisha	Dalton	2012	Dalton, Ga.
10	McGuirt, Andrea	Marist	2008-11	Atlanta, Ga.
4/11	Wilson, Chanel	McEachern	2018-21	Powder Springs, Ga.
21	Burroughs, Lori	Morrow	1979-80	Morrow, Ga.
21	Berry, Keyarah	Rockmart	2021-22	Rockmart, Ga.
HAWAII				
40	Ornizo, Debbie	Leilehua	1988	Wahiawa, Hawai'i
55	Taufa, Milika	Lahainaluna	2011-14	Lahaina, Hawai'i
ILLINOIS				
1	Goodwin, Alisha	Althoff Catholic	2011-12	Belleville, Ill.
13	Morgan, Kameelah	Bloom	1997-99	Chicago Heights, Ill.
14	Elam, Hope	Central	2010-11	Champaign, Ill.
51	Maines, Summar	Centralia	1996-99	Centralia, Ill.
14	Cassady, Heather	Dunlap	1999-02	Peoria, Ill.
24	Towner, Tyshee	East Aurora	2015-17	Aurora, Ill.
10	Hardin, Nicole	George Washington	2006-07	Calumet City, Ill.
54	Gathing, Jamie	Kankakee	2000-05	Kankakee, Ill.
42	Davis, Jasmine	Massac County	2009-10	Metropolis, Ill.
3	Buss, Tyra	Mt. Carmel	2014-18	Mt. Carmel, Ill.
44	Bumgarner, Cindy	Morton	1985-88	Groveland, Ill.
32	Geary, Alyssa	Nazareth Academy	2022-23	Elmhurst, Ill.
22	Krick, Tracy	Richwoods	1984-87	Peoria, Ill.
40	Abram, Karna	Sterling	1984-87	Sterling, Ill.
52	Ridley, Charliss	Warrenville South	2001	Wheaton, Ill.
INDIANA				
1	McGhee, Jasmine	Anderson	2012-13	Anderson, Ind.
1	Jackson, Ebony	Arlington	2007-08	Indianapolis, Ind.
30	Farrell, Heather	Avon	1991-94	Danville, Ind.
11	Mount, Carrie	Bedford N. Lawrence	1992-93	Bedford, Ind.
3	Inman, Marla	Bedford N. Lawrence	1993	Bedford, Ind.
33	Allen, Jorie	Bedford N. Lawrence	2019-20	Bedford, Ind.
14	McGrade, Kris	Bishop Dwenger	1991-94	Ft. Wayne, Ind.
42	Chapman, Jill	Blackford	1999-02	Montpelier, Ind.

ALL-TIME ROSTER BY STATE/HIGH SCHOOL

42	Dietz, Nicole	Bloomfield		Linton, Ind.
14	Serfling, Lydia	Bloomington North	2007-09	Bloomington, Ind.
11	Thomas, Whitney	Bloomington North	2005-09	Bloomington, Ind.
32	Cunningham, Claire	Bloomington South	1976-78	Bloomington, Ind.
15	Hulls, Kaila	Bloomington South	2014-15	Bloomington, Ind.
50	Stuebe, Miki	Bloomington South	1978	Bloomington, Ind.
3	Valentin, Cyndi	Bloomington South	2002-06	Bloomington, Ind.
44	Smith, Carrie	Brebeuf Jesuit	2003-06	Indianapolis, Ind.
35	Roberson, Kim	Cathedral	2005-09	Indianapolis, Ind.
43	Eckart, Lisa	Center Grove	2003	Greenwood, Ind.
11	Mann, Debbie	Cloverdale	1987	Cloverdale, Ind.
14	Patberg, Ali	Columbus North	2017-22	Columbus, Ind.
11	Newbauer, Andrea	Concordia	2011-14	Fort Wayne, Ind.
12	Cowan, Nancy	Crown Point	1987-88	Crown Point, Ind.
42	Hodges, Sue	Crown Point	1978-80	Crown Point, Ind.
24	Small, Diana	Decatur Central	1985-88	Indianapolis, Ind.
11	Smith, Darlene	Edinburgh	1975-77	Edinburgh, Ind.
24	Sinclair, Aulani	Eminence	2010-13	Eminence, Ind.
5	Mueller, Staci	Evansville Harrison	1998-99	Evansville, Ind.
31	Muensterman, Maura	Evansville Mater Dei	2015	Evansville, Ind.
24	Hartman, Jill	Evansville Memorial	2000-03	Evansville, Ind.
15	Waugh, Anna	Franklin Community	2001	Franklin, Ind.
20	Pedigo, Lizzy	Franklin Central	2014	Indianapolis, Ind.
33	Sydney Parrish	Hamilton Southeastern	2022-present	Fishers, Ind.
14	DeMuth, Jenny	Highland	2002-06	Highland, Ind.
31	Enterline, Leah	Heritage	2004-07	Monroeville, Ind.
31	Enterline, Lindsay	Heritage	2008-10	Monroeville, Ind.
13	Foresman, Darby	Heritage Christian	2016-17	Indianapolis, Ind.
42	Brandt, Liz	Homestead	1988	Ft. Wayne, Ind.
21	Green, Kristi	Jennings County	1996-99	North Vernon, Ind.
14	Willis, Kemya	John Marshall	1983-86	Indianapolis, Ind.
20	Wilfong, Jenifer	Knightstown	1983-86	Knightstown, Ind.
44	Honegger, Rachael	Lafayette Jefferson	1997-01	Lafayette, Ind.
45	Cree, Angie	Lewis Cass	1992	Galveston, Ind.
23	Bodine, Kristen	Martinsville	2002-03	Martinsville, Ind.
51	Noveroske, Hannah	Michigan City	2019-21	Michigan City, Ind.
22	Ryann, Joan	Morton Senior	1978-80	Hammond, Ind.
32	Davis, Jenny	Mt. Vernon (Fortville)	1990-93	Indianapolis, Ind.
32	Thompson, Angela	New Albany	1989-90	New Albany, Ind.
11	Reynolds, Jill	New Harmony	1998	New Harmony, Ind.
35	Cox, Courtney	Noblesville	1990-91	Noblesville, Ind.
11	Agness, Kelli	North Central	2005-06	Indianapolis, Ind.
24	Land, Kim	North Central	1981-83	Indianapolis, Ind.
22	Miller, Tara	North Harrison	2005-06	Ramsey, Ind.
45	Meindinger, Lori	Northrop	1987-91	Ft. Wayne, Ind.
44	Redenbaugh, Karen	Owen Valley	1992-95	Spencer, Ind.
20	Sheperd, Stacie	Richmond	1991	Richmond, Ind.
41	Young, Noelle	Rushville	1985-86	Rushville, Ind.
11	Sparkman, Melinda	Scottsburg	1980-83	Scottsburg, Ind.
42	Owens, Pam	Terre Haute South	1990-91	Terre Haute, Ind.
22	Miller, Kristin	Southmont	1996-99	Crawfordsville, Ind.
10	Metheny, Amy	Southport	1982-83	Indianapolis, Ind.
45	Branson, Brigett	Turkey Run	2003-06	Bloomingsdale, Ind.
5	Withrow, Grace	Valparaiso	2017-19	Valparaiso, Ind.
33	Furlin, Lisa	Valparaiso	1993-96	Valparaiso, Ind.
33	Watts, Sue	Valparaiso	1981-84	Valparaiso, Ind.
3	Waggoner, Grace	Vincennes Rivet	2019-22	Vincennes, Ind.
21	Alting, Rainey	Delphi	2000-01	Delphi, Ind.
42	Creighton, Dana	Warsaw	1992	Warsaw, Ind.
30	McClurg, Deb	Wes-Del	1981-84	Gaston, Ind.
41	Zellers, Ann	Western Boone	1988-89	Thorntown, Ind.
43	Anderson, Jenn	Westfield	2014-17	Sheridan, Ind.
32	Mize, Andrea	Whiteland	2013-15	Greenwood, Ind.

IOWA

4	Thrush, Dani	Keokuk	1996-99	Keokuk, Iowa
---	--------------	--------	---------	--------------

ALL-TIME ROSTER BY STATE/HIGH SCHOOL

KENTUCKY

13	Penn, Jaelynn	Butler	2017-21	Louisville, Ky.
40	Bryant, Shirley	Henry Clay	1992-95	Lexington, Ky.
5	Brooks, Larryn	Madison Central	2014-15	Richmond, Ky.
23	Garner, Jamie	Madison Central	1995-96	Richmond, Ky.
34	Berger, Grace	Sacred Heart	2018-23	Louisville, Ky.

MAINE

54	Holmes, Mackenzie	Gorham	2019-present	Gorham, Maine
-----------	--------------------------	---------------	---------------------	----------------------

MASSACHUSETTS

23	McManmon, Kelly	Lee	2006	Lee, Mass.
----	-----------------	-----	------	------------

MICHIGAN

41	Leckie, Missy	Arthur Hill	1980-83	Saginaw, Mich.
42	Barnes, Quacy	Benton Harbor	1995-98	Benton Harbor, Mich.
32	Gray, Stephanie	Cass Tech	1994-95	Detroit, Mich.
52	Wilson, Ayanna	Comstock	1994	Kalamazoo, Mich.
2	Deane, Amber	Detroit County Day	2016-17	Lathrop Village, Mich.
1	Bargesser, Lexus	Grass Lake	2022-present	Grass Lake, Mich.
24	Carr, Michelle	Inkster	2006-07	Detroit, Mich.
32	Carroll, Kay	Lansing CC	1980-81	DeWitt, Mich.
2	Walter, Jess	Midland	2015-16	Midland, Mich.
20	Porter, Bridget	Northwestern	1994-97	Detroit, Mich.
44	Bostic, Rachelle	Royal (Oak Shrine)	1981-84	Detroit, Mich.
22	Douglas, Dawn	St. Martin de Porres	1990-93	Detroit, Mich.

MINNESOTA

50	Dittfatch, Jenny	Anoka Ramsey JC	1994-96	Lake City, Minn.
34	Jones, Georgie	Central	2011-12	St. Paul, Minn.
52	Meister, Lily	John Marshall	2022-present	Rochester, Minn.
13	Boyd, Annika	Minnehaha Academy	2004-06	Minneapolis, Minn.
24	Kullberg, Kali	Orono	2003-06	Orono, Minn.
11	Blair, Kathy	St. Louis Park	1988-89	St. Louis Park, Minn.
14	Scalia, Sara	Stillwater	2022-present	Stillwater, Minn.
22	Elbert, Tia	Tartan	2015-17	Oakdale, Minn.

MISSOURI

13	Ussery, Candyce	Hazelwood Central	2012	St. Louis, Mo.
----	-----------------	-------------------	------	----------------

NEBRASKA

50	Chapman, Jamey	Millard West	2004-06	Omaha, Neb.
----	----------------	--------------	---------	-------------

NEW JERSEY

22	Cotherman, Mindy	Cherry Hill East	1982	Cherry Hill, N.J.
----	------------------	------------------	------	-------------------

NEW YORK

0	Patterson, Danielle	The Mary Louis Academy	2019-21	Brooklyn, N.Y.
32	Davis, Jori	Greece-Athena	2008-11	Rochester, N.Y.
22	Bynum, Kelly	RC Ketcham	1982	Poughkeepsie, N.Y.

OHIO

32	Skapin, Allison	Beavercreek	2000-03	Beavercreek, Ohio
24	Wube, Lisa	Brookhaven	1997-98	Columbus, Ohio
32	McDole, Paula	Colonel White	1982-83	Dayton, Ohio
33	Cahill, Amanda	Clyde	2014-18	Clyde, Ohio
45	Christenson, Erika	Fairborn	2000-01	Fairborn, Ohio
23	Gassion, Alexis	Fairborn	2013-17	Fairborn, Ohio
14	Johnson, Julie	Fairmont East	1981-82	Kettering, Ohio
12	Bell, Nicole	Indian Hill	2013-15	Cincinnati, Ohio
44	Liber, Shannon	Gilmore Academy	1989	Shaker Heights, Ohio
15	Mack, Pam	Madeira	1982-85	Cincinnati, Ohio
33	Mooney, Ann	New Lexington	1986-89	New Lexington, Ohio
11	Royster, Kym	Newark	2015-19	Newark, Ohio

ALL-TIME ROSTER BY STATE/HIGH SCHOOL

34	Asubuhi, Khisha	Northland	2001-03	Columbus, Ohio
4	Smith, Nikki	Northview	2005-08	Sylvania, Ohio
14	Motto, Nicole	Oakwood	2001	Dayton, Ohio
10	Agler, Taylor	Olentangy Orange	2014-15	Westerville, Ohio
21	Ballard, Gwyneth	Pickerington	1994	Pickerington, Ohio
40	Kronenberger, Julie	Sinclair	1982-83	Dayton, Ohio
42	Steman, Mary Ann	St. John	1984-85	Delphos, Ohio
20	Lindsay, Whitney	St. Peter's	2008-11	Mansfield, Ohio
24	Hill, Tisha	University Heights	1989-91	Cleveland, Ohio
23	Cherubini, Amy	Utica	1989-92	Utica, Ohio
23	Adams, Rachel	Utica	1988-90	Wooster, Ohio

OKLAHOMA

10	Fitzgerald, LaTricia	Cowley County	1988	Ardmore, Okla.
----	----------------------	---------------	------	----------------

OREGON

1	Yeane, Bendu	St. Mary's Academy	2017-20	Portland, Ore.
---	--------------	--------------------	---------	----------------

PENNSYLVANIA

21	McBride, Karlee	Villa Maria	2014-17	Erie, Pa.
50	Wise, Brenna	Vincentian Academy	2017-20	Pittsburgh, Pa.

TENNESSEE

22	Williams, April	Covington	2003-04	Covington, Tenn.
10	Hooper, Kim	Germantown	1991-94	Germantown, Tenn.
40	Jones, Tara	Kirby	1998-02	Memphis, Tenn.
30	Watson, Sunday	Livingston Academy	1996	Livingston, Tenn.
24	Campbell, Shavonda	Marshall County	1993-94	Lewisburg, Tenn.
30	McGinnis, Erin	Oak Ridge	2000-02	Oak Ridge, Tenn.
34	Malone, LaKale	Riverdale	1996-99	Murfreesboro, Tenn.
22	Chloe Moore-McNeil	Greenfield	2020-present	Sharon, Tenn.

TEXAS

20	Stephenson, LeeAnn	Garland	2003-05	Garland, Texas
31	Wickware, Bre	Guyer	2016-18	Denton, Texas
44	Williams, Danielle	North Crowley	2015-17	Fort Worth, Texas
23	Johnson, Alexis	Kincaid School	2016-19	Houston, Texas
44	Deloach, Simone	Round Rock	2011-14	Round Rock, Texas
4	Mells, Ashlee	South Grand Prairie	2008-10	Grand Prairie, Texas
5	Gulley, Ria	Tom C. Clark	2016-17	San Antonio, Texas

WISCONSIN

30	Wensits, Andrea	Appleton North	2011	Appleton, Wis.
12	Warner, Sarah	Central	1996-99	LaCrosse, Wis.
25	Linn, Haylie	Edgewood	2007-09	Madison, Wis.
23	Braun, Jamie	Marshfield	2006-10	Marshfield, Wis.
54	Yuska, Melissa	Merrill	1998	Merrill, Wis.
11	Herr, Cindy	Tremper	1984-86	Kenosha, Wis.
30	Lewis, Yolanda	Washington	1987-90	Milwaukee, Wis.

AUSTRALIA

12	Price, Paige	Boxhill Secondary College	2020-21	Dromana, Victoria
----	--------------	---------------------------	---------	-------------------

CANADA

23	Kiandra Browne	St-Laurent	2020-23	Montreal, Quebec
32	Cunningham, Linda	St. Johns	1983-86	Brantford, Ont.
32	McKay, Sarah	Stelly's Secondary	2004-07	Victoria, B.C.

FINLAND

21	Sandvik, Henna	Mäkelänrinne	2022-present	Helsinki, Finland
-----------	-----------------------	---------------------	---------------------	--------------------------

ISRAEL

12	Garzon, Yarden	Ostrovsky	2022-present	Ra'anana, Israel
-----------	-----------------------	------------------	---------------------	-------------------------

ALL-TIME ROSTER BY STATE/HIGH SCHOOL

LATVIA

12	Stauere, Kristiana	Riga State Gymnasium	2011-12	Riga, Latvia
4	Rubene, Linda	Rigas Secondary	2012-13	Gulbene, Latvia
10	Gulbe, Aleksa	Riga TTT	2018-22	Riga, Latvia

MEXICO

5	Urzua, Emma	Colegio Bachilleres	1993-95	Ensenada, B.C.
---	-------------	---------------------	---------	----------------

SERBIA

25	Vesel, Tatjana	13th Belgrade Gym	1995-97	Belgrade, Serbia
11	Lazic, Jelena	Vincennes	2001-02	Belgrade, Serbia
35	Kovrlija, Sanja	Zarko Zrensanin	1995-96	Belgrade, Serbia
24	Mona Zaric		2021-23	Novi Sad, Serbia

SPAIN

4	Nicole Cardaño-Hillary	Vista Ridge	2020-22	Madrid, Spain
---	------------------------	-------------	---------	---------------

NEW ZEALAND

14	Wairau, Laken	Christchurch Girls'	2016-17	Christchurch, New Zealand
----	---------------	---------------------	---------	---------------------------

ALL-TIME ROSTER BY JERSEY NUMBER

0

Danielle Patterson, G/F, 19-20

00

Quacy Barnes, C, 94-96
LeeAnn Stephenson, G, 02-03

1

Ebony Jackson, F, 07-08
Alisha Goodwin, G, 10-12
Jasmine McGhee, G, 12-13
Bendu Yeane, G, 17-20
Lexus Bargesser, G, 22-present

2

Jess Walter, G, 14-16
Amber Deane, G, 16-17
Keyanna Warthen, G, 17-21

3

Marla Inman, G, 92-93
Cyndi Valentin, G, 02-06
Sasha Bernard, G, 09-10
Tyra Buss, G, 14-18
Grace Waggoner, G, 19-22
Kaitlin Peterson, G, 22-23

4

Dani Thrush, G/F, 95-99
Heather Cassady, G, 99-01
Nikki Smith, G, 04-08
Ashlee Mells, G, 08-10
Linda Rubene, F, 11-13
Chanel Wilson, G, 19-21
Nicole Cardaño-Hillary, G,
20-22

5

Emma Urzua, G, 92-95
Staci Mueller, G/F, 97-99
Larryn Brooks, G, 13-14
Ria Gulley, G, 16-17
Grace Withrow, G, 17-19
Caitlin Hose, G, 21-22

10

Dorothy Raffel, G/F, 79-81
Amy Metheny, G, 81-83
Laura "Skeeter" Lounsbury, G, 83-87
LaTricia Fitzgerald, G, 87-89
Kim Hooper, F, 90-94
Jill Reynolds, G, 97-98
Kali Kullberg, G, 02-03
Nicole Hardin, G, 06-07
Andrea McGuirt, F, 07-11
Taylor Agler, G, 13-14
Aleksa Gulbe, F, 18-22

11

Melinda Sparkman, F, 79-83
Cindy Herr, F, 83-86
Kathy Blair, 87-89

Carrie Mount, G, 91-93
Jelena Lasic, C, 00-02
Kelli Agness, G, 04-05
Whitney Thomas, F, 05-09
Andrea Newbauer, G, 10-14
Kym Royster, F, 15-19
Chanel Wilson, G, 18-19

12

Denise Jackson, F, 80-84
Angie Dunn, G, 84-87
Nancy Cowan, G, 85-89
Sarah Warner, G, 94-98
Kristiana Stauere, C, 10-12
Nicole Bell, G, 12-15
Linsey Marchese, C, 17-19
Paige Price, F, 20-21
Yarden Garzon, G, 22-present

13

Kameelah Morgan, G, 95-00
Annika Boyd, G, 03-06
Candyce Ussery, G, 11-12
Darby Foresman, F, 16-17
Jaelynn Penn, G, 17-21

14

Julie Johnson, G, 80-82
Kemya Willis, G, 82-86
Nancy Cowan, G, 86-87
Amy Cherubini, G, 88-89
Kris McGrade, G, 90-94
Heather Cassady, G, 98-99
Jenny DeMuth, F, 01-06
Shanice Billington, G, 06-07
Lydia Serfling, G, 07-09
Hope Elam, F, 09-11
Tabitha Gerardot, F, 13-14
Laken Wairau, G, 15-17
Ali Patberg, G, 17-22
Sara Scalia, G, 22-present

15

Pam Mack, G, 81-85
Linda Cunningham, G, 85-86
Anna Waugh, G, 00-01
Kaila Hulls, G/F, 12-

20

Jennifer Wilfong, G, 82-86
Stacie Shepard, G, 90-91
Bridget Porter, G/F, 93-97
Me'sha Salters, F, 01-02
LeeAnn Stephenson, G, 03-05
Whitney Lindsay, G, 07-11
Lizzy Pedigo, G, 13-14

21

Gwyneth Ballard, C, 93-94
Kristi Green, G, 95-99
Rainey Altling, G, 99-01
Danilisa Andujar, F, 08-12

Jocelyn Mousty, F, 12-13z
Karlee McBride, G, 14-17
Keyarah Berry, G, 21-22

Henna Sandvik, G, 22-present

22

Joan Ryann, F, 77-81
Mindy Cotherman, G, 81-82
Kelly Byrum, F, 82-83
Tracy Krick, G, 83-86
Pam Fritz, F, 87-89
Dawn Douglass, F, 89-93
Kristin Miller, G, 95-99
April Williams, G/F, 02-05
Tara Miller, G, 05-06
Sasha Chaplin, F, 08-14
Tia Elbert, G, 15-17

Chloe Moore-McNeil, G, 20-present

23

Lori Burroughs, G, 78-82
Rachel Adams, G, 87-
Amy Cherubini, G, 91-92
Shavona Campbell, F, 93-94
Jaime Garner, G, 94-96
Kristen Bodine, G, 00-03
Jamie Braun, G, 06-10
Alexis Gassion, G, 13-17
Alexis Johnson, F, 17-19

Kiandra Browne, F, 20-23

24

Kim Land, G, 80-83
Diana Small, F, 84-88
Tisha Hill, G, 88-92
Lisa Wube, G, 96-99
Jill Hartman, G/F, 99-03
Kali Kullberg, G, 03-06
Michelle Carr, F, 06-07
Aulani Sinclair, F, 09-13
Karlee McBride, G, 13-14
Tyshee Towner, G, 15-17
Mona Zaric, F, 21-23

25

Shavona Campbell, F, 92-93
Tatjana Vesel, G, 93-97
Haylie Linn, G, 07-09

25

Arielle Wisne, C, 19-present

30

Debra McClurg, F, 80-84
Ylonda Lewis, G, 86-90
Heather Farrell, F/C, 90-94
Sunday Watson, G, 96-97
Erin McGinnis, F, 99-02
Angela Hawkins, C, 02-06
Andrea Wensits, F, 10-11

ALL-TIME ROSTER BY JERSEY NUMBER

31

Zan Jeffries, F/G, 86-91
Leah Enterline, G, 03-07
Lindsey Enterline, G, 08-10
Bre Wickware, F, 16-18

32

Kay Carroll, F, 79-81
Paula McDole, G, 81-83
Linda Cunningham, G, 83-84
Rosie Carlton, C, 84-87
Angela Thompson, C, 88-89
Jenny Davis, F, 89-93
Stephanie Gray, F, 94-95
Yasmina Radmanovich, F, 98-99
Allison Skapin, F, 99-03
Sarah McKay, C, 03-07
Jori Davis, G, 07-11
Jasmine McGhee, G, 11-12
Andrea Mize, G, 12-15
Laken Wairau, G, 15-17
Alyssa Geary, F, 22-23

33

Sue Watts, G, 80-84
Linda Cunningham, G, 84-85
Ann Mooney, G, 85-89
Lisa Furlin, F, 92-96
Amanda Cahill, F, 14-18
Danielle Patterson, G/F, 20-21
Sydney Parrish, G, 22-present

34

LaKale Malone, G, 94-99
Khisha Asubuhi, G, 00-04
Georgie Jones, F, 10-12
Claire Jakubicek, F, 12-15
Grace Berger, G, 18-23

35

Courtney Cox, G/F, 89-91
Sanja Kovrlija, C, 95-96
Jennifer Griffin, F, 96-00
Kim Roberson, F, 05-09

40

Julie Kronenberger, C, 81-83
Karna Abram, F/C, 83-87
Debbi Omizo, G, 87-88
Angela Thompson, C, 88-91
Shirley Bryant, F, 91-95
Tara Jones, G, 97-01
Quaneisha McCurdy, C, 11-12
Lyndsey Leikem, F, 13-16

41

Missy Leckie, G/F, 79-83
Noelle Young, 84-87
Ann Zellers, F/C, 87-90
Georgia Follmer, F/C, 07-08

42

Sue Hodges, C, 77-81
Linda Cunningham, G, 82-83
Mary Ann Stemen, G, 83-85
Nicole Dietz, C, 85-87
Liz Brandt, G, 87-88
Pam Owens, F/C, 88-91
Dana Creighton, F/C, 91-92
Quacy Barnes, C, 96-98
Jill Chapman, C, 98-01
Briggett Branson, F, 02-03
Amber Jackson, F, 07-09
Jasmine Davis, F, 09-10

43

Lisa Eckart, F, 00-03
Jenn Anderson, C, 13-17

44

Rachelle Bostic, F/C, 80-84
Cindy Bumgarner, F, 84-88
Shannon Liber, C, 88-90
Karen Redenbaugh, G, 90-95
Rachael Honegger, F, 96-01
Carrie Smith, F, 03-07
Simone Deloach, C, 10-14
Danielle Williams, C, 15-17

45

Lori Meinerding, G/F, 87-91
Angie Cree, F, 91-92
Cindy Kerns, F, 95-99
Erika Christenson, G, 99-02
Bridgett Branson, F, 03-06

50

Jenny Dittfach, C, 93-96
Jamey Chapman, F, 03-06
Brenna Wise, F, 17-20

51

Summar Maines, F, 95-99
Hannah Noveroske, C, 19-21

52

Ayanna Wilson, F, 93-94
Charliss Ridley, F, 00-01
Lilly Meister, F, 22-present

54

Melissa Yuska, F, 97-99
Jamie Gathing, F, 99-05
Mackenzie Holmes, F, 19-present

55

Milika Taufa, F, 10-14

**rosters with numbers available
beginning in 1981-82**

ALL-TIME LETTERWINNERS

A		Cox, Courtney	1990-91	Hulls, Kaila	2014-15
Abram, Karna	1984-87	Cree, Angie	1992		
Adams, Rachel	1988-89	Creighton, Dana	1992	I	
Agler, Taylor	2014-15	Cunningham, Claire	1976-78	Inman, Marla	1993
Agnello, Gail	1972	Cunningham, Linda	1983-86		
Agness, Kelli	2004-05	Czemerys, Sharon	1972	J	
Allen, Jorie	2019-20			Jackson, Amber	2007-09
Aloner, Carol	1973			Jackson, Denise	1981-84
Alting, Rainey	2000-01	D		Jackson, Ebony	2007-08
Anderson, Jenn	2014-17	Davis, Jenny	1990-93	Jeffries, Zandrea	1988-91
Andujar, Danilsa	2009-12	Davis, Jori	2008-11	Johnson, Alexis	2017-19
Archer, Chris	1974	DeMuth, Jenny	2002-06	Johnson, Julie	1981-82
Arp, Lori	1979	Deloach, Simone	2011-14	Jones, Georgie	2011-12
Asubuhi, Khisha	2002-03	Dittfach, Jennifer	1994-96	Jones, Tara	1998-02
		Douglas, Dawn	1990-93		
		Dunn, Angie	1985	K	
B				Kegely, Carol	1976
Baas, Sue	1980			Kelly, Paula	1974
Bell, Nicole	2013-15	E		Kerns, Cindy	1996-99
Blair, Kathy	1987-1989	Early, Ellen	1972	Krieger, Barb	1977-80
Ballard, Gwyneth	1994	Eckart, Lisa	2003	Keim, Janes	1977
Bargesser, Lexus	2022-present	Elam, Hope	2010-11	Kovrlija, Sanja	1996
Barnes, Quacy	1995-98	Enterline, Leah	2004-07	Krick, Tracy	1984-87
Batdorf, Linda	1972	Enterline, Lindsay	2008-10	Kronenberger, Julie	1982-83
Batdorf, Terri	1973			Kullberg, Kalli	2003-06
Braun, Jamie	2007	F			
Bennett, Karen	1976	Farrell, Heather	1991-94		
Berger, Debbie	1972	Febry, Terry	1979	L	
Berger, Grace	2018-23	Fitzgerald, Trish	1988	Land, Kim	1981-84
Bodine, Kristen	2002-03	Foresman, Darby	2016-17	Lazic, Jelena	2001-02
Bostic, Rachelle	1981-84	Fritz, Pam	1988	Leckie, Missy	1980-83
Boyd, Annika	2004-06	Furlin, Lisa	1993-96	Leikem, Lyndsay	2014-16
Brandt, Liz	1988			Lewis, Ylonda	1987-90
Branson, Briggett	2003-06	G		Liber, Shannon	1988-89
Braun, Jamie	2007-10	Garner, Jamie	1995-96	Lindsay, Whitney	2008-11
Brooks, Larryn	2014-15	Garzon, Yarden	2022-present	Linn, Hailey	2007-09
Browne, Kiandra	2020-23	Gassion, Alexis	2013-2016	Lounsbury, Laura	1984-87
Bryant, Shirley	1992-95	Gathing, Jamie	2000-05		
Bumgarner, Cindy	1985-88	Gerardot, Tabitha	2014	M	
Burroughs, Lori	1979-81	Gilchrist, Carolyn	1977	Mack, Pam	1982-85
Buss, Tyra	2014-18	Goodwin, Alisha	2011-12	Maines, Summar	1996-99
Butler, Evelyn	1972-74	Gray, Stephanie	1995	Malone, Lakale	1996-99
Bynum, Kelly	1982	Green, Kristi	1996-99	Mann, Debbie	1987
		Green, Leslie	1979	Marchese, Linsey	2017-19
		Grimes, Kathy	1974	Martin, Peggy	1972
		Gulbe, Aleksa	2018-22	McBride, Karlee	2013-2016
				McClurg, Debra	1981-84
C				McCurtly, Quaneisha	2012
Cahill, Amanda	2014-18			McDole, Paula	1982-83
Campbell, Shavonda	1993-94	H		McGhee, Jasmine	2012-13
Cardaño-Hillary, Nicole	2020-22	Hartman, Jill	2000-03	McGinnis, Erin	2001-02
Carlton, Rosie	1985-88	Hawkins, Angela	2003-06	McGuirt, Andrea	2008-11
Carroll, Kay	1980-81	Henderson, Kathy	1972	McGrade, Kris	1991-94
Cassady, Heather	1999-02	Herding, Cathy	1972	McKay, Sarah	2004-07
Chaplin, Sasha	2009-14	Herr, Cindy	1984-86	McManmon, Kelly	2006
Chapman, Jamey	2004-06	Hill, Lu	1979	Meadows, Cathy	1977-78
Chapman, Jill	1999-02	Hill, Tisha	1989-92	Meek, Martha	1973
Cherubini, Amy	1989-92	Hoehn, Jorja	1972-74	Meinerding, Lori	1988-91
Christenson, Erika	2000-02	Hochmeyer, Deb	1976-77	Meister, Lilly	2022-present
Christopherson, Jane	1973-74	Hodges, Sue	1978-81	Mells, Ashlee	2008
Clay, Tala	1973	Hoey, Mary Beth	1973	Metheny, Amy	1982-83
Coldfelter, Jo	1977	Holmes, Mackenzie	2019-present	Millbern, Debbie	1972-73
Coffey, Donnita	1979	Homme, Barbara	1978	Miller, Kristin	1996-99
Cotherman, Mindy	1982	Honegger, Rachael	1997-01	Mize, Andrea	2013-15
Cowan, Nancy	1987-88	Hoopar, Kim	1991-94		

ALL TIME LETTERWINNERS

Moore, Linda	1974-75	Sitterding, Cathy	1972	Young, Noelle	1985-86
Moore-McNeil, Chloe	2020-present	Smith, Darlene	1975-77	Yuska, Melissa	1998
Mooney, Ann	1987-89	Skapin, Allison	2000-03		
Morgan, Kameelah	1997-99	Small, Diane	1985-88		
Morgan, Kameelah	1997-99	Smith, Carrie	2004-07	Z	
Mount, Carrie	1992-93	Smith, Nikki	2005-08	Zaric, Mona	2021-23
Mueller, Staci	1998-99	Southerland, Jo Ellen	1977	Zellers, Ann	1988-89
Muensterman, Maura	2015	Sparkman, Melinda	1980-83		
		Stauere, Kristiana	2011-12		
N		Stemen, Mary Ann	1984-85		
Newbauer, Andrea	2011-14	Stephenson, Leeann	2004-05		
Nestel, Diane	1976-78	Stephenson, Lori	1976		
Nicholas, Becky	1973-74	Stuebe, Miki	1978		
Northcutt, Sheila	1974-75	Stevenson, Lori	1973-75		
Noveroske, Hannah	2019-21	Stevenson, Robin	1976		
O		T			
Oberting, Rosie	1974	Taufa, Milika	2011-14		
Oing, Debbie	1972-75	Thomas, Whitney	2005-09		
Omizo, Debbie	1988	Thompson, Angela	1989-90		
Owens, Pam	1990-91	Thrush, Dani	1996-99		
		Towner, Tyshee	2015-17		
P		U			
Palevic, Donna	1973	Unthank, Kitty	1972-75		
Parrish, Sydney	2022-present	Ussery, Candyce	2012		
Patberg, Ali	2017-22	Urzua, Emma	1993-95		
Pedigo, Lizzy	2014				
Penn, Jaelynn	2017-21	V			
Peterson, Kaitlin	2021-22	Valentin, Cyndi	2003-06		
Poloncheck, Jeanna	1980	VanDerveer, Tara	1973-75		
Porter, Bridget	1994-97	Vannice, Cathy	1974		
Price, Jo	1973-75	Vesel, Tatjana	1994-97		
Price, Paige	2020-21				
		W			
Q		Wairau, Laken	2015-17		
Quenzer, Sherley	1973	Waggoner, Grace	2019-22		
		Wakefield, Pat	1972-74		
R		Walter, Jess	2015-16		
Radmanovich, Yasmina	1998-99	Walton, Ardith	1972		
Raffel, Dorothy	1980	Warner, Sarah	1996-98		
Ramsey, Sue	1976-77	Warthen, Keyanna	2017-21		
Redenbaugh, Karen	1992-95	Watson, Sunday	1997		
Reynolds, Holly	1977-80	Watts, Sue	1981-1984		
Reynolds, Jill	1998	Waugh, Anna	2001		
Ridley, Charliss	2001	Weaver, Carol	1973		
Roberson, Kim	2005-09	Weigand, Mary	1974		
Rosselet, Cindy	1980	Wensits, Andrea	2011		
Royster, Kym	2015-19	Wickware, Bre	2016-18		
Rubin, Sue	1979	Wilcott, Lisa	1979		
Rubene, Linda	2012-13	Wilfong, Jennifer	1983-86		
Ryann, (Uhrin), Joan	1978-80	Williams, April	2003-04		
		Williams, Danielle	2015-17		
		Willis, Kemya	1983-86		
S		Wilson, Ayanna	1994		
Salter, Me'Sha	2002-03	Wilson, Chanel	2018-21		
Serfling, Lydia	2007-09	Winchester, Terri	1976		
Shepherd, Stacie	1991	Withrow, Grace	2017-19		
Scalia, Sara	2022-present	Wise, Brenna	2017-20		
Schevers, Terry	1978	Wisne, Arielle	2019-present		
Schlegel, Lori	1978-79	Wube, Lisa	1997-98		
Sherman, Ruth	1979				
Shivner, Julie	1976	Y			
Shorter, Marti	1972-74	Yeane, Bendu	2017-20		
Sinclair, Aulani	2010-13				

* current players in **bold**