




# K-STATE

## MEN'S BASKETBALL




MARKQUIS NOWELL



DAVID N'GUESSAN




TYKEI GREENE



CAM CARTER



KEYONTAE JOHNSON



ANTHONY THOMAS



DESI SILLS




TAJ MANNING



JERRELL COLBERT




NATE AWBREY



ABAYOMI YIOLA



DORIAN FINISTER



ISMAEL MASSOUD





NAEQWAN TOMLIN



PEYTON ACKERMAN

# 2022-23

# SEASON GUIDE







HEAD COACH  
*Jay Pardo*  
HEAD COACH

**2021**  
NCAA NATIONAL CHAMPIONS

back **2** back | **XII**  
2021, 2022

**5 SWEET 16'S**

**10 NCAA TOURNAMENT APPEARANCES**

**16 PLAYERS IN THE NBA**





## Table on Contents

### 2022-23 Preview [2-12]

Media Information   Department Directory	2-3
2022-23 Schedule	7
2022-23 Roster   TV/Radio Speed Chart	8-9
2022-23 Preseason Notes	10-11

### Coaching Staff [13-30]

Head Coach Jerome Tang	14-17
Associate Head Coach Ulric Maligi	18-19
Assistant Coach Jareem Dowling	20
Assistant Coach Rodney Perry	21
Chief of Staff Marco Borne	22
Staffers Bailey Bachamp/Austin Carpenter/Al Grushkin	23
Staffers Anthony Winchester/Kevin Sutton	24
Support Staff	25-27
President Richard M. Linton	28
Athletics Director Gene Taylor	29

### Meet the Wildcats [31-56]

Senior Markquis Nowell	32-34
Sophomore Cam Carter	35
Junior David N'Guessan	36-37
Senior Tykei Greene	38-40
Senior Keyontae Johnson	41-43
Senior Desi Sills	44-46
Senior Nate Awbrey	47
Senior Abayomi Iyiola	48-49
Junior Ismael Massoud	50-51
Sophomore Jerrell Colbert	52
Sophomore Anthony Thomas	53
Junior Nae'Qwan Tomlin	54
Freshman Dorian Finister	55
Freshman Taj Manning	55
Freshman Peyton Ackerman	56

### 2021-22 Season Review [57-78]

2021-22 Review	58
2021-22 Results   Season Statistics	59-64
2021-22 Recaps   Boxcores	67-77
2021-22 Big 12 Conference Review	78

### Results [79-132]

Annual Team Results   Miscellaneous Records	80-83
Streaks/Margins   K-State in Opener	84-85
Record vs. Opponents   Record vs. Conferences	86-87
2022-23 Opponents   Series Histories   Tournament History	88-101
Attendance   Overtime   Comebacks   Buzzer Beaters   Polls	102-109
Bramlage Coliseum   Other Home Venues	110-113
Year-by-Year Results   Exhibition History	114-132

### Records [133-172]

Annual Team Results   Statistics	134-137
Scoring   1,000-Point Club	138-147
Top Performances   Double-Doubles   Statistical Categories	148-171
The Last Time	172

### Honors [173-186]

Honored Wildcats   All-Americans	174-186
----------------------------------	---------

### Postseason [187-202]

Conference Championship (Big Eight   Big 12)	188-189
Postseason History   Records	190-193
NCAA Tournament Boxscores	194-201

### History [203-228]

A Championship Tradition	204-207
Coaching History	208-209
All-Time Lettermen   Jersey Numbers	210-213
Career Statistics	214-226

## Credits

The 2022-23 Kansas State University Men's Basketball Media Guide is a product of the Athletics Communications Office, published by K-State Athletics, Inc.

### MANAGING EDITOR AND PRINCIPLE DESIGN:

Tom Gilbert, Director of Men's Basketball Communications

**RESEARCH:** Special thanks to previous SIDs/student assistants

**COVER DESIGNS:** Principle design by Joshua Strong, Director of Creative - Graphic Design

**PHOTOGRAPHY:** Action photos by Pete Aiken, Lathé Cobb, Dave Mayes (mock action), Chandler Mixon and Scott Weaver. Mugshots by Ray Martinez.

**PRINTING:** Sun Graphics [Parsons, Kan.]

www.sun-graphics.com. Special thanks to John Hohenshell and the staff of Sun Graphics.



**Tom Gilbert**  
Director of Men's Basketball Communications



## National Honor

The 2021-22 Kansas State men's basketball media guide was judged "Best in the Nation" by the College Sports Information Directors of America

(CoSIDA). It was the first "Best in the Nation" distinction and the seventh time since 2010 that the guide has finished among the nation's Top 10.

## 2022-23 Quick Facts

### General Information

Name	Kansas State University
City/Zip	Manhattan, KS 66502
Founded	1863
Enrollment	19,722 (Fall 2022)
Nickname	Wildcats
School Fight Song	Wildcat Victory
Arena (Year Opened)/Capacity	Bramlage Coliseum (1988) / 11,000
President	Dr. Richard H. Linton (Virginia Tech '88)
Director of Athletics	Gene Taylor (Arizona State '80)
Faculty Representative	Dr. Be Stoney (Texas-El Paso '81)

### Men's Basketball History

First Year of Basketball	1902
Overall All-Time Record	1,695-1,213 (.583)
Conference Championships (Last)	19 (2019)
Overall Postseason Record	43-43 (.500)
Years in NCAA Tournament	31
All-Time Record	37-35 (.514)
Final Four Appearances (Last)	4 (1964)
Elite Eight Appearances (Last)	12 (2018)
Sweet 16 Appearances (Last)	17 (2018)
Regional Titles (Last)	3 (1964)
Last Appearance	2019 NCAA South Regional First Round
Result	Lost to UC Irvine, 70-64
Years in National Invitational Tournament (NIT)	7
All-Time Record	6-8 (.429)
Final Four Appearances (Last)	1 (1994)
Last Appearance	2009 NIT Second Round
Result	Lost at San Diego State, 70-52
Conference Tournament Titles (Last)	2 (1980)
All-Time Conference Tournament Record	37-43 (.463)
Big 12 Championship Record	17-25 (.405)
Last Appearance	2022 Big 12 Championship First Round
Result	Lost to West Virginia, 73-68

### Men's Basketball Staff

Head Coach	Jerome Tang (Charter Oak State College '07)
Record at School/Years	0-0/First Year
Career Record/Years	4-0*/First Year
*All 4 wins came in two stints as interim coach at Baylor	
Associate Head Coach	Ulric Maligi (Howard '06)
Assistant Coach	Jareem Dowling (Maryland-Eastern Shore '05)
Assistant Coach	Rodney Perry (Missouri State '94)
Chief of Staff	Marco Borne (Dillard '03)
Director of Operations	Bailey Bachamp (Kansas State '11)
Director of Development	Austin Carpenter (Oklahoma '20)
Video Coordinator	Anthony Winchester (Western Kentucky '06)
Director of Strategies	Kevin Sutton (James Madison '88)
Volunteer Analyst	Al Grushkin (Oglethorpe '75)
Strength Coach	Phil Baier (Springfield College '13)
Athletic Trainer	Luke Sauber (Kansas State '05)
Graduate Student Managers	Brandon Branch (Memphis '17)
	Jaycee Cruz (McMaster '17), Jeremie Hart (Mary Hardin-Baylor '22)
	Curtis Kelly (Kansas State '11), Matthew Parker (Walsh '04)

### Team Information

	Total	Home	Away	Neutral
2021-22 Overall Record	14-17	9-7	5-7	0-3
2021-22 Big 12 Record	6-12	3-6	3-6	—
Big 12 Finish				9th
Starters Returning/Lost				2/4
Letterwinners Returning/Lost				2/10
Newcomers				13
Roster Breakdown (Sr./Jr./So./Fr.)				6/3/3/3

### Personnel Picture

Starters / Lettermen Returning (2)
■ Markquis Nowell (5-8, 160, Sr.-1L, G)
12.4 ppg., 3.4 rpg., 5.0 apg., 30.4 mpg. (27 GP, 21 GS)
2021-22 Big 12 Honorable Mention; Big 12 All-Defensive Team
■ Ismael [Ish] Massoud (6-9, 225, Jr.-1L, F)
6.8 ppg., 2.8 rpg., 0.7 spg., 24.3 mpg. (31 GP, 18 GS)

### Starters Lost (4)

■ Nijel Pack (6-0, 180, So.-1L, G)
17.4 ppg., 3.8 rpg., 2.2 apg., 33.1 mpg. (29 GP, 28 GS)
2021-22 All-Big 12 First Team; Big 12 Most Improved Player
■ Mark Smith (6-4, 225, Sr.-TR, G)
12.7 ppg., 8.4 rpg., 1.7 apg., 31.7 mpg. (31 GP, 31 GS)
2021-22 All-Big 12 Third Team; Big 12 All-Newcomer Team
■ Mike McGuiri (6-3, 200, Sr.-4L, G)
7.8 ppg., 3.4 rpg., 2.0 apg., 27.8 mpg. (28 GP, 17 GS)
■ Selton Miguel (6-4, 210, So.-1L, G)
7.2 ppg., 4.0 rpg., 1.5 apg., 24.7 mpg. (26 GP, 14 GS)

### Newcomers (13) alphabetical order

■ Cam Carter (6-3, 190, So.-TR, G)
2.1 ppg., 0.8 rpg., 0.9 apg., at Mississippi State in 2021-22
■ Jerrell Colbert (6-10, 235, So.-TR, G)
0.5 ppg., 1.3 rpg., 0.5 apg., at LSU in 2021-22
■ Dorian Finister (6-5, 190, Fr.-HS, G)
12.3 ppg., 6.8 rpg., 3.0 apg., at Carver (La.) HS in 2021-22
■ Tykei Greene (6-4, 205, Sr.-TR, G)
14.0 ppg., 8.1 rpg., 1.1 apg., at Stony Brook in 2021-22
■ Abayomi "Baybe" Iyiola (6-10, 220, Sr.-TR, G)
7.1 ppg., 7.1 rpg., 0.6 bpg., at Hofstra in 2021-22
■ Keyontae Johnson (6-6, 230, Sr.-TR, F)
11.0 ppg., 6.6 rpg., 1.4 apg., at Florida [career]
■ Taj Manning (6-7, 220, Fr.-HS, F)
8.9 ppg., 5.3 rpg. at La Lumiere [Ind.] in 2021-22
■ David N'Guessan (6-9, 215, Jr.-TR, F)
3.7 ppg., 2.7 rpg., 0.6 bpg., at Virginia Tech in 2021-22
■ Desi Sills (6-2, 200, Sr.-TR, G)
12.6 ppg., 3.6 rpg., 1.8 spg., at Arkansas State in 2021-22
■ Anthony Thomas (6-7, 190, So.-TR, G)
11.0 ppg., 4.6 rpg., 1.2 apg., at Tallahassee [Fla.] College in 2021-22
■ Nae'Qwan Tomlin (6-10, 210, Jr.-TR, F)
13.8 ppg., 5.9 rpg., 1.4 apg., at Chipola [Fla.] in 2021-22
■ Peyton Ackerman (5-10, 150, Fr.-HS, G) walk-on
■ Nate Awbrey (6-3, 190, Sr.-TR, G) walk-on transfer from MCCC



Covering K-State Men's Basketball

Thank you for your interest in Kansas State men's basketball. The K-State Athletics Communications Office has produced the 2022-23 media guide to assist in your coverage of the Wildcats.

Please feel free to contact **Director of Communications Tom Gilbert** with questions, requests or concerns. We look forward to working with you throughout the 2022-23 season.

Media Availability

Jerome Tang Availability

Head coach **Jerome Tang** will be available for interviews twice weekly during the season (in-person and/or via Zoom). Most of these media availabilities are on Monday and/or Friday mornings depending on the daily practice schedule. Please contact **Tom Gilbert** for dates and times of this availability.

Player Availability

All player interviews should be arranged through **Tom Gilbert** in the Athletics Communications office. During the season, Wildcat players are available to the media twice a week, typically Mondays and/or Tuesdays and Thursdays during the season. To arrange an interview before or after practice, please call **Tom Gilbert** at least one day in advance.

Practices

All K-State practices are closed to both the general public and media.

Gameday Information

Working Credentials

Media outlets interested in covering K-State men's basketball on either a season or individual-game basis are requested to submit all applications for credentials to Gilbert. Single-game passes may be picked up at the northeast entrance of Bramlage Coliseum on gameday. Individuals picking up passes will be required to furnish proper identification.

Media Parking

Parking passes at Bramlage Coliseum will be issued upon request and are available only to accredited media. Press parking is located in the VIP parking lot on the East side through Gate 8.

Visiting Radio

To inquire about access to existing radio courtesy lines (ISDN as well as analog lines), visiting radio stations should contact **Matt Brown** of Learfield Communications at mbrown@learfield.com.



Websites of K-State Athletics

On September 1, 2017, **K-State Athletics** and **SIDEARM Sports** -- one of the leading sports technology providers -- unveiled a new-look **k-statesports.com**, which provides fans with industry-leading features and enhanced mobile and video experiences. Serving more than 1,000 partners, SIDEARM Sports -- a LEARFIELD company since June 2014 -- is the nation's leading digital provider in college athletics, and its easy-to-use interface allows schools to customize their content streams and digital presence. The company will play host to nearly 225 Division I university athletics sites during the 2022-23 season, including 41 schools in the Power 5 Conferences. SIDEARM Sports provides the software and technology that powers websites, mobile applications, live stats, social presence and video streaming for its athletic partners. Launched in 2011, **K-StateHD.TV** is an exclusive high-definition online network providing K-State a world-wide connection for live athletics and academics, classic games, press conferences, original programming plus much more. **ALL K-StateHD.TV content is FREE**, including live press conferences and athletic events not selected by the school's television partners, in addition to all on-demand content.

Media Services

The Seaton Media Room will be open for the 2022-23 season. In addition, media will be provided with packets including pregame notes, flipcards, programs and in some cases, media guides at their seat locations.

Halftime and final boxscores, a running play-by-play and postgame notes and quotes from head coaches and players of the teams will be provided digitally and will be posted on **www.kstatesports.com** following the game. Live statistics will also be available via **kstate.statbroadcast.com**.

Postgame Policy

Kansas State's locker room is closed. Media will be asked to submit a list of player requests to **Tom Gilbert** with five minutes remaining in the game. Head coach **Jerome Tang** and requested players will be available in the designated interview room in Bramlage Coliseum.

Requested players will be made available for a short period time. Tang will be available following his postgame radio obligations.

Visiting Team Policy

The opposing coach and selected players will be hold a postgame press conference via Zoom in the Seaton Media Room. Please check with the visiting media relations representative(s) for their list of policies. A list of contacts with e-mail addresses and phone numbers can be found on the opposite page.

Internet Access

The press area as well as the Seaton Media Room in Bramlage Coliseum is equipped with high-speed wireless Internet. Please contact a member of the athletics communications staff for instructions relating to the network. It is a password-protected wireless network.

CREDENTIAL POLICY

Credentials and working space for media members are issued at the sole and exclusive discretion of the K-State Athletic Communications Office, based on the following priorities and guidelines:

1. Originating radio and television personnel involved in a live broadcast.
2. Daily newspapers regularly covering K-State, the current-game opponent or another Big 12 school. Wire services, regional and national publications are also afforded this priority.
3. Non-originating radio and television personnel producing reports on the game. Only local radio stations with a full-time sports director conducting a regular sports show receive consideration for credentials.
4. Officially recognized Kansas State student publications or student electronic media outlets.
5. Non-daily newspapers or publications reporting on the game.

Other Credential Guidelines

- With the exception of beat writers covering Kansas State daily, all passes are issued on a game-by-game basis with consideration of available working space.
- Passes are non-transferable and are subject to immediate revocation if transferred to non-working media members.
- Kansas State University and the NCAA prohibit the issuance of credentials to representatives of an organization that regularly publishes gambling information, such as "tout" or "tip" sheets.
- Kansas State University reserves the right to deny media credentials to any individual whose website is not affiliated with a recognized news-gathering organization.
- All persons picking up credentials will be required to furnish positive identification. All credentials are non-transferable.
- Spouses, dates, non-workers and anyone under 16 years of age are not permitted in the working press area.

- Restrictions have been made on the usage of internet video of K-State Athletic events. Highlights of game action and/or press conference from K-State events are limited to and cannot exceed three (3) minutes in length per event.



MARKQUIS NOWELL



External Communications [Athletics Communications/Creative Services/Powercat Vision]

The Kansas State University Athletics Communications Office is located on the Dev Nelson Press Level (sixth floor) of the West Stadium Center at Bill Snyder Family Stadium. To access the office, please enter through Gate B near the Bill Snyder statue and proceed to the south elevator tower to the sixth floor. Men's basketball contact **Tom Gilbert** is generally available in his office on gamedays until three hours prior to tipoff.

**Office Phone:** 785.532.6735  
**Address:** 1800 College Avenue, West Stadium Center, 6th Floor  
 Manhattan, KS 66502

**Executive Associate AD/Communications:** Kenny Lannou  
**Office Phone:** 785.532.7977 | **Cell:** 785.587.7867  
**Email:** klannou@kstatesports.com

**Associate Athletics Director/Communications:** Ryan Lackey  
**Office Phone:** 785.532.7708 | **Cell:** 785.587.7865  
**Email:** rlackey@kstatesports.com

**Director of Men's Basketball Communications:** Tom Gilbert  
**Office Phone:** 785.532.7979 | **Cell:** 785.587.7868  
**Email:** tgilbert@kstatesports.com

**Director of Women's Basketball/Soccer Communications:** Randy Peterson  
**Email:** rpeterson@kstatesports.com

**Associate Director:** TBD (Women's Volleyball, Baseball)  
**Email:** —

**Athletics Communications Assistant:** Kaitlyn Sanders  
 (Track & Field, Cross Country, Women's Tennis, Women's Rowing)  
**Email:** ksanders@kstatesports.com

**Office Manager:** Mary Gorman (Credentials)  
**Office Phone:** 785.532.6735 | **Cell:** 785.341.6142  
**Email:** mgorman@kstatesports.com

**Senior Director of Creative Services:** Cody Isern  
**Email:** ciser@kstatesports.com

**Director of Creative Services - Social Media:** Emily McMillan  
**Email:** emcmillan@kstatesports.com

**Director of Creative Services - Graphic Design:** Joshua Strong  
**Email:** jstrong@kstatesports.com

**Director of Creative Services - Publications:** Ryan Barten  
**Email:** rbarten@kstatesports.com

**Director of Digital Media:** Regina Bolin  
**Email:** rbolin@kstatesports.com

**Athletics Photographer:** Ray Martinez  
**Email:** ray@martinezmediamarketing.com

Opponent SID Contacts

School	Contact	Email
Washburn	Gene Cassell	gene.cassell@washburn.edu
UTRGV	Jonah Goldberg	jonah.goldberg@utrgv.edu
California	Gerrit Van Genderen	vangenderen_gw@berkeley.edu
Kansas City	Jerod Fox	jerodfox@mail.umkc.edu
Rhode Island	Shane Donaldson	shane_donaldson@uri.edu
Nevada	Aaron Juarez	aaronjuarez@unr.edu
Tulane	Victoria Ahlbrecht	vahlbrecht@tulane.edu
Akron	Brian Dennison	bid2@uakron.edu
Illinois State	Bill Salyer	wesalye@ilstu.edu
LSU	Kent Lowe	clowe@lsu.edu
Western Kentucky	Dana Brown	dana.brown@wku.edu
Butler	John Dedman	jdedman@butler.edu
Wichita State	Bryan Holmgren	bholmgren@goshockers.com
Abilene Christian	Cassie Kelley	cassie.kelley@acu.edu
Incarnate Word	Alexa Low	alow@uiwtx.edu
Nebraska	Shamus McKnight	smcknight@huskers.com
Radford	Nate Wise	wise5@radford.edu
Florida	Denver Parler	DenverP@gators.ufl.edu
Baylor	Matt Roberts	WM_Roberts@baylor.edu
Iowa State	Ryan Workman	rworkman@iastate.edu
Kansas	Chris Theisen	theisen@ku.edu
Oklahoma	Brent Beerends	beerends@ou.edu
Oklahoma State	Patrick Osborne	patrick.osborne10@okstate.edu
TCU	Steven Schoon	s.schoon@tcu.edu
Texas	Scott McConnell	sm@utexas.edu
Texas Tech	Wes Bloomquist	wes.bloomquist@ttu.edu
West Virginia	Bryan Messerly	Bryan.Messerly@mail.wvu.edu
Big 12	Joni Lehman	Joni@Big12Sports.com



**Kenny Lannou**  
 Executive Associate AD  
 Communications/  
 Public Relations



**Ryan Lackey**  
 Associate Athletics Director/  
 Communications



**Tom Gilbert**  
 Director of  
 Men's Basketball  
 Communications



**Randy Peterson**  
 Director of Women's  
 Basketball and Soccer  
 Communications



**Kaitlyn Sanders**  
 Communications Assistant  
 [Cross Country/Track & Field/  
 Women's Tennis, Rowing]



**D. Scott Fritchen**  
 Creative Writing Specialist  
 K-State Sports Extra



**Mary Gorman**  
 Office Manager  
 (Credentials)



**Cody Isern**  
 Senior Director/  
 Creative Services



**Ryan Barten**  
 Director of Creative  
 Services/Publications



**Regina Bolin**  
 Director of Digital Media  
 Interim Volleyball Contact



**Emily McMillan**  
 Director of Creative  
 Services/Social Media



**Joshua Strong**  
 Director of Creative  
 Services/Graphic Design



**Brian Smoller**  
 Senior Director of  
 Video Services



**Andy Liebsch**  
 Director of  
 Video Services



**Cameron Bradley**  
 Video Producer



**Preston Koerner**  
 Video Producer

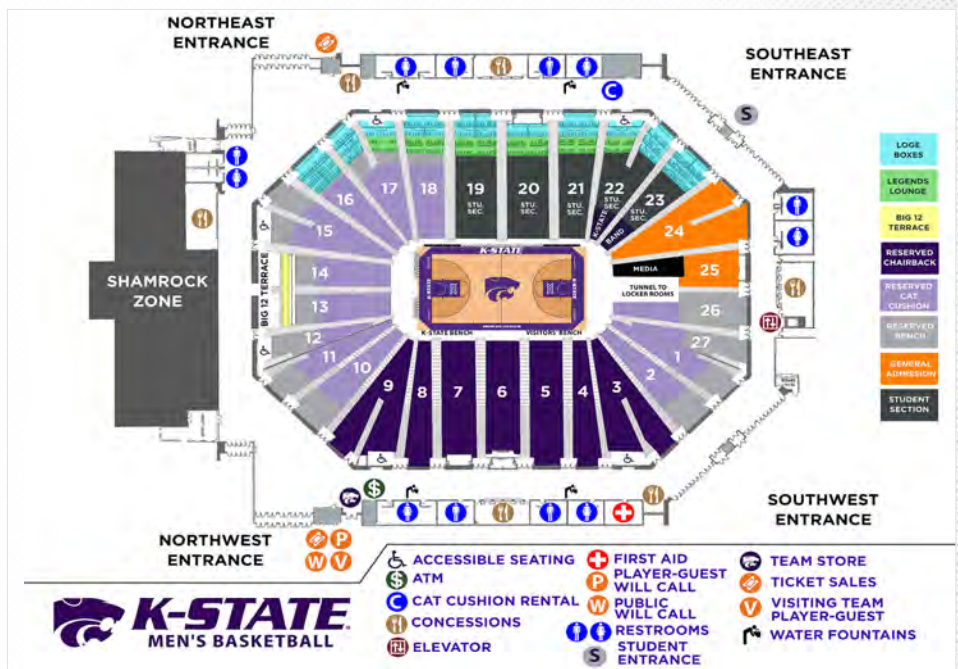


**Ray Martinez**  
 Staff Photographer



**Lathe Cobb**  
 Student Photographer

Bramlage Coliseum Diagram



Important Locations In Bramlage

- Media Will Call/Entrance:** Single-game passes will be available for pick up at the Northeast Entrance of Bramlage Coliseum.
- Press Row:** Located in the bottom of Section 25 adjacent to the tunnel. May enter off the concourse or via the tunnel at the court level.
- Media Room:** Located at court level in the south tunnel. | **Interview Room:** Located at the top of the tunnel in Bramlage Coliseum.
- Media Restrooms:** There are no specific media restrooms. All media must use the concourse restrooms.



November

7	Mississippi Valley State at Baylor (Big 12 Now)	11 a.m.
	Mount St. Mary's at West Virginia (Big 12 Now)	6 p.m.
	IUPUI at Iowa State (Big 12 Now)	7 p.m.
	UTEP at Texas (LHN)	7 p.m.
	Omaha at Kansas (Big 12 Now)	7 p.m.
	UAPB at TCU (Big 12 Now)	7 p.m.
	Sam Houston State at Oklahoma	7 p.m.
	UTRGV at Kansas State (Big 12 Now)	8 p.m.
	UTA at Oklahoma State (Big 12 Now)	8 p.m.
	Northwestern State at Texas Tech (Big 12 Now)	8 p.m.
10	North Dakota State at Kansas (Big 12 Now)	7 p.m.
	Southern Illinois at Oklahoma State (Big 12 Now)	7 p.m.
	Texas Southern at Texas Tech (Big 12 Now)	7 p.m.
	Houston Christian at Texas (LHN)	7 p.m.
11	Norfolk State at Baylor (Big 12 Now)	7 p.m.
	UAPB at Oklahoma (FSN)	7 p.m.
	Lamar at TCU (Big 12 Now)	7 p.m.
	Kansas State at California (Pac-12 Network)	6 p.m.
	West Virginia at Pitt (ACC Network)	6 p.m.
13	NC A&T at Iowa State (Big 12 Now)	12 p.m.
	Oklahoma State at Oakland	2 p.m.
14	Northern Colorado at Baylor (Big 12 Now)	7 p.m.
	Northwestern State at TCU (Big 12 Now)	7 p.m.
	Louisiana Tech at Texas Tech (Big 12 Now)	7 p.m.
15	Morehead State at West Virginia (Big 12 Now)	6 p.m.
	UNC Wilmington at Oklahoma (Big 12 Now)	7 p.m.
	Kansas vs. Duke (ESPN)	8:30 p.m.
16	Gonzaga at Texas (ESPN2)	8:30 p.m.
17	Kansas City at Kansas State (Big 12 Now)	5:30 p.m.
	UL-Monroe at TCU (Big 12)	7 p.m.
18	Baylor vs. Virginia (ESPN2)	6 p.m.
	Penn at West Virginia (Big 12 Now)	6 p.m.
	Southern Utah at Kansas (Big 12 Now)	7 p.m.
	South Alabama at Oklahoma	7 p.m.
	Oklahoma State vs. UCF (CBS Sports Network)	TBD
20	Baylor vs. TBD (ESPN)	2/4:30 p.m.
	Milwaukee at Iowa State	5 p.m.
	Oklahoma State vs. DePaul/Santa Clara (CBS Sports Network)	TBD
21	Texas Tech vs. Creighton (ESPN2)	1:30 p.m.
	Kansas State vs. Rhode Island (FloHoops)	7:30 p.m.
	Texas vs. Northern Arizona (LHN)	7:30 p.m.
22	Kansas State vs. Nevada/Tulane (FloHoops)	5/7:30 p.m.
	Texas Tech vs. Arkansas/Louisville (ESPN/2)	TBD
23	Kansas vs. NC State (ESPN)	11 a.m.
	McNeese at Baylor (Big 12 Now)	3 p.m.
	Kansas State vs. TBD (FloHoops)	TBD
	Texas Tech vs. TBD (ESPN/2)	TBD
24	Iowa State vs. Villanova (ESPN2)	2:30 p.m.
	Oklahoma vs. Nebraska (ESPN)	4 p.m.
	West Virginia vs. Purdue (ESPN2)	9 p.m.
	Kansas vs. Dayton/Wisconsin (ESPN/2/U)	TBD

25	Iowa State vs. North Carolina/Portland	2/4:30 p.m.
	Tulsa at Oklahoma State (Big 12 Now)	7 p.m.
	TCU vs. California (CBS Sports Network)	8:30 p.m.
	West Virginia vs. Gonzaga/Portland State (ESPN/2/U)	9/11:30 p.m.
	Kansas vs. TBD	TBD
	Oklahoma vs. Memphis/Seton Hall	TBD
26	UTRGV at Texas (LHN)	3 p.m.
	TCU vs. Clemson/Iowa	TBD
27	Prairie View A&M at Oklahoma State (Big 12 Now)	2 p.m.
	Iowa State vs. TBD	TBD
	Oklahoma vs. TBD	TBD
	West Virginia vs. TBD (ESPN/2/U)	TBD
28	Texas Southern at Kansas (Big 12 Now)	TBD
29	Baylor at Marquette (FS1)	7:30 p.m.
30	Kansas State at Butler (FS1)	5:30 p.m.
	North Dakota at Iowa State (Big 12 Now)	7 p.m.
	Providence at TCU (Big 12 Now)	7 p.m.
	Georgetown at Texas Tech (Big 12 Now)	7 p.m.

December

1	Oklahoma State at UConn (FS1)	5:30 p.m.
	Creighton at Texas (ESPN)	6 p.m.
	Seton Hall at Kansas (ESPN)	8 p.m.
2	Baylor vs. Gonzaga (ESPN)	7 p.m.
3	Oklahoma at Villanova (CBS)	11 a.m.
	West Virginia at Xavier (FS1)	5:30 p.m.
	Wichita State at Kansas State (ESPNU)	8 p.m.
4	St. John's at Iowa State (ESPN2)	2 p.m.
6	Texas vs. Illinois (ESPN)	6 p.m.
	Tarleton State at Baylor (Big 12 Now)	7 p.m.
	Jackson State at TCU (Big 12 Now)	7 p.m.
	Abilene Christian at Kansas State (Big 12 Now)	7 p.m.
	Kansas City at Oklahoma (Big 12 Now)	7 p.m.
	Sam Houston State at Oklahoma State (ESPNU)	8 p.m.
7	Navy at West Virginia (ESPNU)	6 p.m.
	Nicholls State at Texas Tech (Big 12 Now)	7 p.m.
8	Iowa State at Iowa (FS1)	7 p.m.
10	Oklahoma vs. Arkansas (ESPN2)	12 p.m.
	UAPB at Texas (LHN)	12 p.m.
	Kansas at Missouri (ESPN)	4:15 p.m.
	UAB at West Virginia (Big 12 Now)	5 p.m.
	SMU at TCU (Big 12 Now)	7:30 p.m.
11	Oklahoma State vs. Virginia Tech (ESPN2)	1 p.m.
	Incarnate Word at Kansas State (Big 12 Now)	2 p.m.
	McNeese at Iowa State (Big 12 Now)	5 p.m.
12	Rice at Texas (LHN)	7 p.m.
13	Eastern Washington at Texas Tech (Big 12 Now)	7 p.m.
17	Indiana at Kansas (ESPN2)	11 a.m.
	Central Arkansas at Oklahoma (Big 12 Now)	12 p.m.
	Texas Tech vs. Jackson State (Big 12 Now)	3 p.m.
	Kansas State vs. Nebraska (Big 12 Now)	6 p.m.
	Oklahoma State at Wichita State (ESPNU)	8 p.m.

Covering the Big 12

Big12Sports.com

The Big 12 Conference maintains its website at **Big12Sports.com**. Complete information on the league and the member schools is available.

The site boasts original content from throughout the Conference, including regular video updates, a weekly podcast and written content. In men's basketball, condensed game highlights of numerous contests will be available via the **Big 12 Digital Network**, within 72 hours of a game's completion. Many parts of the Big 12 Digital Network - including video - are also available via an application on various mobile platforms. Comprehensive live coverage of media day in October and the 2023 Phillips 66 Big 12 Men's Basketball Championship in March is also available.

In men's basketball, scores throughout the league, standings and box scores are updated as games are final. Big 12 conference and team statistics are updated no later than the following morning, with weekly award winners posted each Monday. An archive of conference and team-by-team statistics for every season in league history is included as well.

Big 12 on Social Media

The Big 12 also maintains a presence on Facebook ([facebook.com/Big12](https://www.facebook.com/Big12)), Twitter and Instagram (@[Big12Conference](https://www.instagram.com/Big12Conference)), and YouTube ([youtube.com/Big12Conference](https://www.youtube.com/Big12Conference)). Regular updates are posted, including selected game updates and other conference-related information. The official hashtag for Big 12 Men's Basketball and the 2023 Phillips 66 Big 12 Men's Basketball Championship is #[Big12MBB](https://twitter.com/Big12MBB).

Phillips 66 Weekly Awards

A Big 12 Player and Rookie of the Week will be chosen each Monday, beginning November 12. Nominations are submitted by the school communications offices and winners are selected by a panel of media voters who cover the league on a regular basis. This year marks the 27th year for Phillips 66 as a sponsor of the Big 12 Conference.

Big 12 Communications

400 East John Carpenter Freeway  
Irving, Texas 75062  
[www.Big12Sports.com](http://www.Big12Sports.com)  
Twitter: @Big12Conference  
Facebook: Big12



**Bob Burda**  
Vice President/  
Communications



**Joni Lehmann**  
Senior Director/  
Media Services

Vice President/Communications: Bob Burda

[bob@Big12Sports.com](mailto:bob@Big12Sports.com)

Senior Director/Media Services: Joni Lehmann

[joni@Big12Sports.com](mailto:joni@Big12Sports.com)

Senior Director/Television, Digital and Technology: Justin Nusser

[jnusser@Big12Sports.com](mailto:jnusser@Big12Sports.com)

Associate Director/Media Services: David Waxman

[dwxman@Big12Sports.com](mailto:dwxman@Big12Sports.com)

Assistant Director/Media Services: Joshua Conrad

[jconrad@Big12Sports.com](mailto:jconrad@Big12Sports.com)

Will Hancock Communications Assistant: Unique Beaver

[ubeaver@Big12Sports.com](mailto:ubeaver@Big12Sports.com)

Will Hancock Communications Assistant: Adam Keyrouze

[akeyrouze@Big12Sports.com](mailto:akeyrouze@Big12Sports.com)



HEAD COACH JEROME TANG AT BIG 12 MEDIA DAY



Big 12 Men's Basketball Media Relations Contact Information

	Contact	Office Phone	Cell	Email	Website Address
<b>Big 12</b>	Joni Lehmann	469.524.1022	214.263.7749	joni@big12sports.com	www.big12sports.com
<b>Baylor</b>	Matt Roberts	254.710.2743	254.227.2280	wm_roberts@baylor.edu	www.baylorbears.com
<b>Iowa State</b>	Ryan Workman	515.294.7019	701.809.6597	rworkman@iastate.edu	www.cyclones.com
<b>Kansas</b>	Chris Theisen	785.864.3474	785.331.9356	theisen@ku.edu	www.kuathletics.com
<b>Oklahoma</b>	Brent Beerends	405.325.7014	405.738.7754	beerends@ou.edu	www.soonersports.com
<b>Oklahoma State</b>	Patrick Osborne	405.744.7756	405.496.0533	patrick.osborne10@okstate.edu	www.okstate.com
<b>TCU</b>	Steven Schoon	817.257.5299	620.218.1693	s.schoon@tcu.edu	www.gofrogs.com
<b>Texas</b>	Scott McConnell	512.471.1345	512.748.9313	sm@utexas.edu	www.texasassports.com
<b>Texas Tech</b>	Wes Bloomquist	806.742.2770	512.966.6971	wes.bloomquist@ttu.edu	www.texasstech.com
<b>West Virginia</b>	Bryan Messerly	304.293.2821	304.216.3833	Bryan.Messerly@mail.wvu.edu	www.wvusports.com



December [cont.]

18	Texas vs. Stanford (ESPN2)	12 p.m.
	Western Michigan at Iowa State (Big 12 Now)	12 p.m.
	Mississippi Valley State at TCU (Big 12 Now)	4 p.m.
	Buffalo at West Virginia (Big 12 Now)	4 p.m.
	Baylor vs. Washington State (ESPN2)	9 p.m.
20	TAMUCC at Oklahoma State (Big 12 Now)	2 p.m.
	Northwestern State at Baylor (Big 12 Now)	7 p.m.
	Oklahoma vs. Florida (Big 12 Now)	8:30 p.m.
21	Houston Christian at Texas Tech (Big 12 Now)	1 p.m.
	Radford at Kansas State (Big 12 Now)	1:30 p.m.
	Omaha at Iowa State (Big 12 Now)	6 p.m.
	TCU vs. Utah (Pac-12 Mountain)	8 p.m.
	Louisiana at Texas (LHN)	TBD
22	Stony Brook at West Virginia (Big 12 Now)	5 p.m.
	Harvard at Kansas (ESPN2)	6 p.m.
27	South Carolina State at Texas Tech (Big 12 Now)	7 p.m.
	TAMU-Commerce at Texas (LHN)	TBD
28	Central Arkansas at TCU (Big 12 Now)	4 p.m.
	Nicholls State at Baylor (Big 12 Now)	7 p.m.
31	Oklahoma State at Kansas (CBS)	1 p.m.
	Baylor at Iowa State (ESPN2/U/Big 12 Now)	TBA
	West Virginia at Kansas State (ESPN2/U/Big 12 Now)	TBA
	Texas at Oklahoma (ESPN2/U/Big 12 Now)	TBA
	Texas Tech at TCU (ESPN2/U/Big 12 Now)	TBA

January

2	West Virginia at Oklahoma State (ESPN2)	6 p.m.
3	Kansas at Texas Tech (ESPN2)	8 p.m.
	Kansas State at Texas (LHN)	8 p.m.
4	Iowa State at Oklahoma (ESPN2/U)	6 p.m.
	TCU at Baylor (ESPN2/U)	8 p.m.
7	Texas at Oklahoma State (ESPN2)	11 a.m.
	Iowa State at TCU (ESPN2)	1 p.m.
	Kansas State at Baylor (Big 12 Now)	5 p.m.
	Kansas at West Virginia (Big 12 Now)	5 p.m.
	Oklahoma at Texas Tech (Big 12 Now)	6 p.m.
10	Oklahoma State at Kansas State (ESPN2)	6 p.m.
	Texas Tech at Iowa State (Big 12 Now)	7 p.m.
	Oklahoma at Kansas (ESPN2/U)	8 p.m.
11	Baylor at West Virginia (Big 12 Now)	6 p.m.
	TCU at Texas (ESPN2/U)	8 p.m.
14	West Virginia at Oklahoma (ESPN2)	11 a.m.
	Kansas State at TCU (ESPN2/U)	1 p.m.
	Iowa State at Kansas (Big 12 Now)	3 p.m.
	Oklahoma State at Baylor (ESPN2)	5 p.m.
	Texas Tech at Texas (ESPN)	7 p.m.
17	Kansas at Kansas State (ESPN2/U)	6 p.m.
	Texas at Iowa State (Big 12 Now)	7 p.m.
	Baylor at Texas Tech (ESPN2)	8 p.m.
18	TCU at West Virginia (Big 12 Now)	6 p.m.
	Oklahoma at Oklahoma State (ESPN2)	8 p.m.

21	TCU at Kansas (CBS)	12 p.m.
	Texas Tech at Kansas State (ESPN2/U)	1 p.m.
	Iowa State at Oklahoma State (Big 12 Now)	1 p.m.
	Baylor at Oklahoma (ESPN2)	3 p.m.
	Texas at West Virginia (ESPN2/U)	5 p.m.
23	Kansas at Baylor (ESPN)	8 p.m.
24	Oklahoma at TCU (Big 12 Now)	7 p.m.
	Kansas State at Iowa State (ESPN2)	8 p.m.
	Oklahoma State at Texas (LHN)	8 p.m.
25	West Virginia at Texas Tech (ESPN2/U)	6 p.m.
28	Auburn at West Virginia (ESPN2)	11 a.m.
	Iowa State at Missouri (ESPN2/U)	1 p.m.
	Alabama at Oklahoma (ESPN2/U)	1 p.m.
	Texas Tech at LSU (ESPN2/U)	1 p.m.
	TCU at Mississippi State (ESPN2)	3 p.m.
	Arkansas at Baylor (ESPN)	3/5 p.m.
	Texas at Tennessee (ESPN)	3/5 p.m.
	Florida at Kansas State (ESPN2)	5 p.m.
	Kansas at Kentucky (ESPN)	7 p.m.
	Ole Miss at Oklahoma State (ESPN2)	7 p.m.
30	Baylor at Texas (ESPN2)	8 p.m.
	Iowa State at Texas Tech (ESPN2)	8 p.m.
31	Kansas State at Kansas (Big 12 Now)	7 p.m.
	West Virginia at TCU (ESPN2)	8 p.m.

February

1	Oklahoma State at Oklahoma (ESPN2/U)	8 p.m.
4	Kansas at Iowa State (ESPN2)	11 a.m.
	Texas Tech at Baylor (CBS)	12 p.m.
	TCU at Oklahoma State (Big 12 Now)	1 p.m.
	Texas at Kansas State (ESPN2/U)	3 p.m.
	Oklahoma at West Virginia (ESPN2/U)	7 p.m.
6	Texas at Kansas (ESPN)	8 p.m.
7	TCU at Kansas State (ESPN2)	8:00 p.m.
8	Iowa State at West Virginia (ESPN2/U)	6:00 p.m.
	Texas Tech at Oklahoma State (Big 12 Now)	7:00 p.m.
	Oklahoma at Baylor (ESPN2/U)	8:00 p.m.
11	West Virginia at Texas (ESPN2/U)	11:00 a.m.
	Kansas at Oklahoma (CBS)	Noon
	Baylor at TCU (ESPN2)	3 p.m.
	Oklahoma State at Iowa State (ESPN2/U)	5 p.m.
	Kansas State at Texas Tech (Big 12 Now)	6 p.m.
13	Texas at Texas Tech (ESPN2)	8 p.m.
	West Virginia at Baylor (ESPN2)	8 p.m.
14	Kansas State at Oklahoma (ESPN2)	8 p.m.
	Kansas at Oklahoma State (ESPN2)	8 p.m.
15	TCU at Iowa State (ESPN2/U)	8 p.m.
18	Texas Tech at West Virginia (ESPN2/U)	11 a.m.
	Oklahoma at Texas (ESPN2)	1 p.m.
	Oklahoma State at TCU (Big 12 Now)	1 p.m.
	Baylor at Kansas (ESPN)	3 p.m.
	Iowa State at Kansas State (ESPN2/U)	5 p.m.

20	Oklahoma State at West Virginia (ESPN2)	6 p.m.
	Kansas at TCU (ESPN)	8 p.m.
21	Baylor at Kansas State (ESPN2/U)	6 p.m.
	Texas Tech at Oklahoma (ESPN2)	8 p.m.
	Iowa State at Texas (LHN)	8 p.m.
25	Oklahoma at Iowa State (ESPN2/U)	11 a.m.
	TCU at Texas Tech (ESPN2/U)	11 a.m.
	Kansas State at Oklahoma State (ESPN2)	1 p.m.
	Texas at Baylor (ESPN2)	1 p.m.
	West Virginia at Kansas (ESPN2)	3 p.m.
27	Baylor at Oklahoma State (ESPN2)	8 p.m.
	West Virginia at Iowa State (ESPN2)	8 p.m.
28	Texas Tech at Kansas (ESPN2/U)	8 p.m.

March

1	Oklahoma at Kansas State (Big 12 Now)	7 p.m.
	Texas at TCU (ESPN2/U)	8 p.m.
4	Iowa State at Baylor (ESPN2)	11 a.m./1 p.m.
	Kansas at Texas (ESPN2)	11 a.m./1/3 p.m.
	Kansas State at West Virginia (Big 12 Now)	1 p.m.
	TCU at Oklahoma (Big 12 Now)	2 p.m.
	Oklahoma State at Texas Tech (ESPN2)	5 p.m.

Phillips 66 Big 12 Championship

8	No. 8 seed vs. No. 9 seed (ESPN2)	6 p.m.
	No. 7 seed vs. No. 10 seed (ESPN2)	8 p.m.
9	No. 4 seed vs. No. 5 seed (ESPN2)	11:30 a.m.
	No. 1 seed vs. No. 8/9 seed (ESPN2)	1:30 p.m.
	No. 2 seed vs. No. 7/10 seed (ESPN2)	6 p.m.
	No. 3 seed vs. No. 6 seed (ESPN2)	8:30 p.m.
10	Semifinal Game No. 1 (ESPN2)	6 p.m.
	Semifinal Game No. 2 (ESPN2)	8 p.m.
11	Championship Game (ESPN2)	5 p.m.

Schedule, times and television listings are subject to change.

Big 12 Points of Pride

- The Big 12 is the first conference since the ACC in 2009 and 2010 to win back-to-back national championship (Baylor and Kansas).
- 60 percent of the Big 12 has advanced to the Final Four since 2002.
- The Big 12 finished first in conference NET average at 33.2 with the next closest league was 57.2 Four teams placed in the top 16 (Kansas, Baylor, Texas Tech, Texas), while all 10 were in top 73.
- The Big 12 regained the top spot in the final NET rankings for the first time since 2019 and has led the nation in NET/RPI (prior to 2019) ratings six of the last nine seasons.
- The Big 12 led all leagues in average schedule of schedule (32.7).
- At least six Big 12 teams have recorded 20-plus wins in every complete season since 2006-07.
- 60 percent of Big 12 teams have advanced to the Sweet 16 within the last 5 seasons (Baylor, ISU, Kansas, K-State, Texas Tech, WVU).





### Wyatt Thompson

Voice of the Wildcats | 21st Season

A six-time Kansas Sportscaster of the Year -- including four of the last five years -- and the 2011 recipient of the Hod Humiston Sportscaster of the Year Award, play-by-play announcer **Wyatt Thompson** serves as the anchor of the Kansas State Sports Network and returns for his 21st season behind the mike as "Voice of the Wildcats". The department's Senior Director of Sportscasting, he also serves as host of the **Chris Klieman** and **Jerome Tang** shows on both television and radio. In addition, he is involved in various Catbacker Club,

alumni and athletic department functions throughout the state of Kansas, frequently serving as a keynote speaker.

Thompson came to Kansas State from Colorado State, where he was the play-by-play voice for the Rams' football and men's basketball teams for five years. An accomplished broadcaster, he won the Colorado Broadcasting Association award for best play-by-play in 2000. In addition, he was a sports reporter for Clear Channel Denver and the "Countdown to Kickoff" host for the Denver Broncos on KOA Radio.

Thompson started his broadcasting career in 1976 as a sportscaster for various high schools and colleges in Kansas, spending time at stations in Hays and Goodland. The winner of the 1989 Oscar Stauffer Sportscaster of the Year Award, he will be inducted into the Kansas Association of Broadcasters Hall of Fame in October 2022. A native of Soloman, Kansas, Thompson married the former **Karen Bitler** in July 2012. He has a son, **Dustin**.



### Stan Weber

TV/Radio Analyst | 36th Season

Providing the color commentary for men's basketball games on the K-State Sports Network as well as Big 12 Now on ESPN+ is former Wildcat signal-caller **Stan Weber**. Now in his 36th year providing color analysis for the network on football games, he passed legendary play-by-play announcer **Dev Nelson**, who called games for 25 years, for the longest tenure of a K-State radio broadcaster.

A Goddard, Kansas native, Weber served as captain of the 1984 team and led the team in rushing while earning Academic All-America honors. Weber, who graduated magna cum laude, received his bachelor's and master's degrees in accounting from Kansas State and was inducted into the school's Accounting Hall of Fame in 2009. In addition to his broadcasting duties, he currently serves as President of Tower Properties. Weber and his wife, **Nancy**, a former K-State cheerleader, have four children (**Brittani**, **Stanton**, **McKenzi** and **Landry**) and reside in Lenexa, Kansas. All four children graduated from K-State, while sons - **Stanton** and **Landry** - both played football and daughter - **McKenzi** - played on the volleyball team.



### Matt Walters

Radio Analyst | 18th Season

**Matt Walters** is in his 18th year with the K-State Sports Network, where he serves as a color commentator for men's basketball in addition to his duties as the football sideline reporter and host of the network's pregame and postgame shows. He also has duties as the play-by-play announcer for many home women's basketball games and is a 28-year veteran of K-State baseball broadcasts. He previously served as co-host of the popular "Powercat Gameday" football pregame show on News Radio 1350 KMAN.

A 1992 graduate of K-State and native of Russell, Kansas, Walters has been the Vice President/Commerical Product Specialist for Commerce Bank in Manhattan since 2014. He was selected the Kansas Sportscaster of the Year by the National Sportscasters and Sportswriters Association (NSSA) in 2013, while he received the prestigious Oscar Stauffer Sportscaster of the Year in 2005. He and his wife, **Janelle**, and son, **Jaydon**, live near St. George.



### Ben Boyle


TV Play-by-Play | 28th Season

After spending 19 years in the athletics department at Kansas State, **Ben Boyle** is in his 19th year in the management of K-State Sports Network, including his 17th as the General Manager of K-State Sports Properties. The property took home three trophies in 2016, including Property of the Year at the company's annual awards show, the CLYDES. Boyle received the Coach of the Year Award, given annually to one of the top general managers, while he also received the Keystone Account of the Year Award.

Boyle has been the play-by-play voice for the men's basketball television package since 1994 and was color analyst on the radio network from 1991 to 2005. He has also done freelance television play-by-play work.

A 1989 graduate of Nebraska, Boyle and his wife, **Carrie** have two sons, **Jackson** and **Alex**.

## K-State Basketball On the Air



The 2022-23 men's basketball season marks the 18th year of the K-State Sports Network, a joint venture of K-State Athletics and LEARFIELD. The partnership between K-State Athletics, Inc., and LEARFIELD grants K-State Sports Properties the exclusive marketing and broadcast rights for all Wildcat athletic teams. The network distributes its digital-quality audio stream via satellite to affiliates across the state.

### Jerome Tang Radio Show


Affiliates on the K-State Sports Network will carry the **Jerome Tang** Show during the season. The show is scheduled to originate from Union Station by JP's on the first floor of the K-State Student Union from 7-8 p.m. during the season and is open to the public. The show schedule for 2022-23 is as follows: **Thursdays:** Dec. 1, Dec. 8, Dec. 15, Jan. 5, Jan. 12, Jan. 19, Jan. 26, Feb. 2, Feb. 9, Feb. 16, Feb. 23, March 2.

### Network Affiliates [as of June 27, 2022]

Beloit	KSVS [105.5 FM/1190 AM]	Manhattan	KMAN [93.3 FM/93.7 FM/1350 AM]
Chanute	KINZ [95.3 FM]	Manhattan	KMKF [101.5 FM]
Clay Center	KCLY [100.9 FM]	Marysville	KNDY [94.1 FM/1570 AM]
Coffeyville	KGGF [690 AM]	Medicine Lodge	KQZQ [98.3 FM]
Colby/Goodland	KRDQ [100.3 FM]	Norton	KQNK [106.7 FM/1530 AM]
Concordia	KNCK [98.3 FM/1390 AM]	Phillipsburg	KKAN [1490 AM]
Dodge City	KAHE [95.5 FM]	Phillipsburg	KOMA [92.5 FM]
Emporia	KVOE [101.7 FM]	Russell	KRSL [98.1 FM/990 AM]
Great Bend	KZRS [107.9 FM]	Salina	KSAL [1150 AM]
Hays/Ness City	KKDT [93.5 FM]	Scott City	KSAL [94.5 FM]
Hiawatha	KNZA [103.9 FM]	Seneca	KMZA [92.1 FM]
Hutchinson/Wichita	KHMY [93.1 FM]	Topeka	WIBW [94.5 FM/104.9 FM/580 AM]
Junction City	KJCK [1420 AM]	Wichita	KKGQ [92.3 FM]
Kansas City	KCSP [610 AM]	Winfield/Wichita	KWLS [107.9 FM]
Liberal	KSMM [1470 AM]		

### Big 12 Now on ESPN+

In the spring of 2019, the Big 12 Conference and ESPN agreed to significantly expand their existing rights agreement, which runs through 2024-25. Under the expanded agreement, hundreds of additional Big 12 sports events annually will be distributed on the **Big 12 Now on ESPN+** digital platform.



*What does this mean for fans?*

- In men's basketball, all regular season and exhibition games from the eight participating programs that are not distributed on ESPN's traditional television networks are on **Big 12 Now on ESPN+**.
- **Big 12 Now on ESPN+** will feature hundreds of events from other sports at the participating programs, including football, women's basketball, volleyball, soccer, wrestling, baseball and more.
- Select Big 12 Conference Championship events will also be distributed on **Big 12 Now on ESPN+**.

*Which Big 12 programs can I watch on Big 12 Now on ESPN+?*

- Baylor, Iowa State, Kansas, K-State, Oklahoma State, TCU, Texas Tech and West Virginia produce and deliver live home athletic events via **Big 12 Now on ESPN+**.
- Due to existing rights agreements, Texas (Longhorn Network) and Oklahoma will not produce and deliver programming via **Big 12 Now on ESPN+** at this time.

*How do I sign-up to ESPN+ and what does it cost?*

- **Big 12 Now on ESPN+** is accessible to subscribers through the ESPN+ tab of the latest version of the ESPN app, on the web, *iPhone*, *iPad*, *AppleTV* (Generation 3 & 4), *Android Handset*, *Roku*, *Chromecast*, *FireTV*, *Xbox*, *Playstation*, *Oculus Go* and Samsung connected TVs (Tizen). **Big 12 Now on ESPN+** is available for \$9.99 per month or \$99.99 per year or can be bundled with *Disney+* for \$13.99 per month or \$19.99 per month for the Disney bundle with *Hulu*. Cancel anytime.

### Jerome Tang TV Show

The Jerome Tang Television Show airs on Big 12 Now on ESPN+ as well as on K-State Athletics' social and video platforms. For more information, visit <http://www.kstatesports.com/page/radio-network>.



**K-StateHD.TV** is the Emmy Award-winning video production arm of K-State Athletics, providing a world-wide connection for K-State athletic and academic endeavors. Through [kstatesports.com/watch](http://kstatesports.com/watch) and K-State Athletics' social media platforms, **K-StateHD.TV** produces over 1,500 Wildcat videos a year, including commercial-free, on-demand viewing of every football game and all home men's basketball, women's basketball, soccer, volleyball, and baseball games within 72 hours of the event.



DAY	DATE	OPPONENT [2021-22 RECORD]	LOCATION	TIME / TV	2021-22 RESULT	SERIES
Tuesday	Nov. 1	^Washburn [22-11]	Manhattan [Bramlage Coliseum]	7 p.m. / Big 12 Now	—	K-State leads 7-0
DAY	DATE	OPPONENT [2021-22 RECORD]	LOCATION	TIME / TV	2021-22 RESULT	SERIES
Monday	Nov. 7	UTRGV [8-23] <i>DH w/WBB</i>	Manhattan [Bramlage Coliseum]	8 p.m. / Big 12 Now	—	K-State leads 3-0
Friday	Nov. 11	@California [12-20]	Berkeley, Calif. [Haas Pavilion]	6 p.m. / Pac-12 Network	—	K-State leads 6-1
Thursday	Nov. 17	Kansas City [19-12] <i>DH w/WBB</i>	Manhattan [Bramlage Coliseum]	5:30 p.m. / Big 12 Now	—	K-State leads 19-1

**CAYMAN ISLANDS CLASSIC**

*The field includes Akron, Illinois State, LSU, Nevada, Rhode Island, Tulane, Western Kentucky and K-State*

DAY	DATE	OPPONENT [2021-22 RECORD]	LOCATION	TIME / TV	2021-22 RESULT	SERIES
Monday	Nov. 21	vs. Rhode Island [15-16]	Grand Cayman, Cayman Islands [John Gray Gym]	7:30 p.m. / FloHoops	—	—
Tuesday	Nov. 22	vs. Nevada [13-18]/Tulane [14-15]	Grand Cayman, Cayman Islands [John Gray Gym]	5 or 7:30 p.m. / FloHoops	—	Tied 1-1/Tied 2-2
Wednesday	Nov. 23	vs. TBD	Grand Cayman, Cayman Islands [John Gray Gym]	TBD / FloHoops	—	—

**BIG 12 / BIG EAST BATTLE**

DAY	DATE	OPPONENT [2021-22 RECORD]	LOCATION	TIME / TV	2021-22 RESULT	SERIES
Wednesday	Nov. 30	@Butler [14-19]	Indianapolis, Ind. [Hinkle Fieldhouse]	5:30 p.m. / FS1	—	Butler leads 1-0

DAY	DATE	OPPONENT [2021-22 RECORD]	LOCATION	TIME / TV	2021-22 RESULT	SERIES
Saturday	Dec. 3	Wichita State [15-13]	Manhattan [Bramlage Coliseum]	8 p.m. / ESPNU	W, 65-59	K-State leads 21-11
Tuesday	Dec. 6	Abilene Christian [23-10]	Manhattan [Bramlage Coliseum]	7 p.m. / Big 12 Now	—	K-State leads 2-0
Sunday	Dec. 11	Incarinate Word [7-25]	Manhattan [Bramlage Coliseum]	2 p.m. / Big 12 Now	—	—

**WILDCAT CLASSIC**

DAY	DATE	OPPONENT [2021-22 RECORD]	LOCATION	TIME / TV	2021-22 RESULT	SERIES
Saturday	Dec. 17	Nebraska [10-22]	Kansas City, Mo. [T-Mobile Center]	6 p.m. / Big 12 Now	W, 67-58	K-State leads 127-93

DAY	DATE	OPPONENT [2021-22 RECORD]	LOCATION	TIME / TV	2021-22 RESULT	SERIES
Wednesday	Dec. 21	Radford [11-18] <i>DH w/WBB</i>	Manhattan [Bramlage Coliseum]	1:30 p.m. / Big 12 Now	—	—

**BIG 12 CONFERENCE**

DAY	DATE	OPPONENT [2021-22 RECORD]	LOCATION	TIME / TV	2021-22 RESULT	SERIES
Saturday	Dec. 31	West Virginia* [16-17]	Manhattan [Bramlage Coliseum]	— / —	W, 78-73	West Virginia leads 14-9
Tuesday	Jan. 3	@Texas* [22-12]	Austin, Texas [Moody Center]	8 p.m. / LHN	W, 66-65	K-State leads 23-21
Saturday	Jan. 7	@Baylor* [27-7]	Waco, Texas [Ferrell Center]	5 p.m. / Big 12 Now	L, 49-74	Baylor leads 25-23
Tuesday	Jan. 10	Oklahoma State* [15-15]	Manhattan [Bramlage Coliseum]	6 p.m. / ESPNU	W, 71-68	K-State leads 83-58
Saturday	Jan. 14	@TCU* [21-13]	Fort Worth, Texas [Schollmaier Arena]	1 p.m. / ESPN2/U	W, 75-63	K-State leads 20-10
Tuesday	Jan. 17	Kansas* [34-6]	Manhattan [Bramlage Coliseum]	6 p.m. / ESPN2/U	L, 75-78	Kansas leads 203-94
Saturday	Jan. 21	Texas Tech* [27-10] <i>DH w/WBB</i>	Manhattan [Bramlage Coliseum]	1 p.m. / ESPN2/U	W, 62-51	K-State leads 25-21
Tuesday	Jan. 24	@Iowa State* [22-13]	Ames, Iowa [Hilton Coliseum]	8 p.m. / ESPNU	W, 75-69 (OT)	K-State leads 144-91

**SEC / BIG 12 CHALLENGE**

DAY	DATE	OPPONENT [2021-22 RECORD]	LOCATION	TIME / TV	2021-22 RESULT	SERIES
Saturday	Jan. 28	Florida [20-14]	Manhattan [Bramlage Coliseum]	5 p.m. / ESPN2	—	Tied 1-1

**BIG 12 CONFERENCE**

DAY	DATE	OPPONENT [2021-22 RECORD]	LOCATION	TIME / TV	2021-22 RESULT	SERIES
Tuesday	Jan. 31	@Kansas* [34-6]	Lawrence, Kan. [Allen Fieldhouse]	7 p.m. / Big 12 Now	L, 83-102	Kansas leads 203-94
Saturday	Feb. 4	Texas* [22-12]	Manhattan [Bramlage Coliseum]	3 p.m. / ESPN2/U	L, 57-70	K-State leads 23-21
Tuesday	Feb. 7	TCU* [21-13]	Manhattan [Bramlage Coliseum]	8 p.m. / ESPNU	L, 57-60	K-State leads 20-10
Saturday	Feb. 11	@Texas Tech* [27-10]	Lubbock, Texas [United Supermarkets Arena]	6 p.m. / Big 12 Now	L, 68-73	K-State leads 25-21
Tuesday	Feb. 14	@Oklahoma* [19-16]	Norman, Okla. [Lloyd Noble Center]	5 p.m. / ESPNU	L, 69-71	Oklahoma leads 112-103
Saturday	Feb. 18	Iowa State* [22-13]	Manhattan [Bramlage Coliseum]	8 p.m. / ESPN2/U	L, 73-74	K-State leads 144-91
Tuesday	Feb. 21	Baylor* [27-7]	Manhattan [Bramlage Coliseum]	6 p.m. / ESPN2/U	L, 60-75	Baylor leads 25-23
Saturday	Feb. 25	@Oklahoma State* [15-15]	Stillwater, Okla. [Gallagher-Iba Arena]	1 p.m. / ESPNU	L, 79-82 (OT)	K-State leads 83-58
Wednesday	March 1	Oklahoma* [19-16]	Manhattan [Bramlage Coliseum]	7 p.m. / Big 12 Now	L, 71-78	Oklahoma leads 112-103
Saturday	March 4	@West Virginia* [16-17]	Morgantown, W.Va. [WVU Coliseum]	1 p.m. / Big 12 Now	L, 68-71	West Virginia leads 14-9

**PHILLIPS 66 BIG 12 CHAMPIONSHIP**

DAY	DATE	OPPONENT	LOCATION
Wed.-Sat.	March 8-11	TBA	Kansas City, Mo. [T-Mobile Center]

**NCAA TOURNAMENT**

DAY	DATE	OPPONENT	LOCATION
Tues.-Wed.	March 14-15	NCAA First Four	Dayton, Ohio [Dayton Arena]
Thurs.-Sun.	March 16-19	NCAA First/Second Rounds	Various Sites**
Thurs.-Sun.	March 23-26	NCAA Regionals	Various Sites***
Sat.-Mon.	April 1-3	NCAA Final Four	Houston, Texas [NRG Stadium]

\*\*March 16 and 18: Legacy Arena [Birmingham, Ala.] | Wells Fargo Arena [Des Moines, Iowa] | Amway Center [Orlando, Fla.] | Golden 1 Center [Sacramento, Calif.]

\*\*March 17 and 19: MVP Arena [Albany, N.Y.] | Nationwide Arena [Columbus, Ohio] | Ball Arena [Denver, Colo.] | Greensboro Coliseum [Greensboro, N.C.]

\*\*\*March 23 and 25: T-Mobile Center [Las Vegas, Nev.] | Madison Square Garden [New York, N.Y.]

\*\*\*March 24 and 26: T-Mobile Center [Kansas City, Mo.] | KFC YUM! Center [Louisville, Ky.]

^Exhibition Game | \*Big 12 Conference game | All Dates and Times are subject to change



**Numerical**

No	Name	Pos	Ht	Wt	Yr-Exp	Hometown (Schools)
1	Markquis Nowell	G	5-8	160	Sr.-1L	Harlem, N.Y. (The Patrick School [N.J.]/Little Rock)
3	David N'Guessan	F	6-9	215	Jr.-TR	De Lier, The Netherlands (Mt. Zion Prep [Md.]/Virginia Tech)
4	Tykei Greene	G	6-4	205	Sr.-TR	Queens, N.Y. (Long Island Lutheran/Manhattan/Stony Brook)
5	Cam Carter	G	6-3	190	So.-TR	Donaldsonville, La. (Oak Hill Academy/Mississippi State)
11	Keyontae Johnson	F	6-6	230	Sr.-TR	Norfolk, Va. (Oak Hill Academy/Florida)
12	Anthony Thomas	G	6-7	190	So.-TR	Washington, D.C. (Olympus Prep Academy/UT-Martin/Tallahassee (Fla.) College)
13	Desi Sills	G	6-2	200	Sr.-TR	Jonesboro, Ark. (Jonesboro/Arkansas/Arkansas State)
15	Taj Manning	F	6-7	220	Fr.-HS	Grandview, Mo. (La Lumiere School [Ind.])
20	Jerrell Colbert	C	6-10	235	So.-TR	Houston, Texas (Houston [Tenn.]/LSU)
21	Nate Awbrey*	G	6-3	190	Sr.-TR	Manhattan, Kan. (Manhattan/Manhattan Christian College)
23	Abayomi [Baybe] Iyiola	C	6-10	220	Sr.-TR	Ibadan, Nigeria (Greenforest-McCaleb Christian Academy/Stetson/Arkansas/Hofstra)
24	Dorian Finister	G	6-5	190	Fr.-HS	New Orleans, La. (Carver)
25	Ismael [Ish] Massoud	F	6-9	225	Jr.-1L	East Harlem, N.Y. (The MacDuffie School/Wake Forest)
35	Nae'Qwan Tomlin	F	6-10	210	Jr.-TR	Harlem, N.Y. (Urban Assembly School/Chipola (Fla.) College)
43	Peyton Ackerman*	G	5-10	150	Fr.-HS	Oklahoma City, Okla. (Epic Charter School)

**Alphabetical**

No	Name	Pos	Ht	Wt	Yr-Exp	Hometown (Schools)
43	Peyton Ackerman*	G	5-10	150	Fr.-HS	Oklahoma City, Okla. (Epic Charter School)
21	Nate Awbrey*	G	6-3	190	Sr.-TR	Manhattan, Kan. (Manhattan/Manhattan Christian College)
5	Cam Carter	G	6-3	190	So.-TR	Donaldsonville, La. (Oak Hill Academy/Mississippi State)
20	Jerrell Colbert	C	6-10	235	So.-TR	Houston, Texas (Houston [Tenn.]/LSU)
24	Dorian Finister	G	6-5	190	Fr.-HS	New Orleans, La. (Carver)
4	Tykei Greene	G	6-4	205	Sr.-TR	Queens, N.Y. (Long Island Lutheran/Manhattan/Stony Brook)
23	Abayomi [Baybe] Iyiola	C	6-10	220	Sr.-TR	Ibadan, Nigeria (Greenforest-McCaleb Christian Academy/Stetson/Arkansas/Hofstra)
11	Keyontae Johnson	F	6-6	230	Sr.-TR	Norfolk, Va. (Oak Hill Academy/Florida)
15	Taj Manning	F	6-7	220	Fr.-HS	Grandview, Mo. (La Lumiere School [Ind.])
25	Ismael [Ish] Massoud	F	6-9	225	Jr.-1L	East Harlem, N.Y. (The MacDuffie School/Wake Forest)
3	David N'Guessan	F	6-9	215	Jr.-TR	De Lier, The Netherlands (Mt. Zion Prep [Md.]/Virginia Tech)
1	Markquis Nowell	G	5-8	160	Sr.-1L	Harlem, N.Y. (The Patrick School [N.J.]/Little Rock)
13	Desi Sills	G	6-2	200	Sr.-TR	Jonesboro, Ark. (Jonesboro/Arkansas/Arkansas State)
12	Anthony Thomas	G	6-7	190	So.-TR	Washington, D.C. (Olympus Prep Academy/UT-Martin/Tallahassee (Fla.) College)
35	Nae'Qwan Tomlin	F	6-10	210	Jr.-TR	Harlem, N.Y. (Urban Assembly School/Chipola (Fla.) College)

**Coaching Staff**

**Head Coach:** Jerome Tang (Charter Oak State College '07), First Season at K-State  
**Associate Head Coach:** Ulric Maligi (Howard '06), First Season  
**Assistant Coach:** Jareem Dowling (Maryland-Eastern Shore '05), First Season  
**Assistant Coach:** Rodney Perry (Missouri State '94), First Season  
**Chief of Staff:** Marco Borne (Dillard '03), First Season

**Support Staff**

**Director of Operations:** Bailey Bachamp (Kansas State '11), 11th Season (First season as director of operations)  
**Director of Player Development:** Austin Carpenter (Oklahoma '20), First Season  
**Director of Video Operations:** Anthony Winchester (Western Kentucky '06), First Season  
**Director of Strategies:** Kevin Sutton (James Madison '88), First Season  
**Volunteer Analyst:** Al Grushkin (Oglethorpe '75), First Season  
**Strength and Conditioning Coach:** Phil Baier (Springfield [Mass.] College '13), First Season  
**IFBC Sports Medicine Coordinator/Athletics Trainer:** Luke Sauber (Kansas State '05), Ninth Season  
**Graduate Student Manager:** Brandon Branch (Memphis '17), First Season  
**Graduate Student Manager:** Jaycee Cruz (McMaster University '17; Arkansas '20), First Season  
**Graduate Student Manager:** Jeremie Hart (Mary Hardin-Baylor '22), First Season  
**Graduate Student Manager:** Curtis Kelly (Kansas State '11), Second Season  
**Graduate Student Manager:** Matthew Parker (Walsh '04), First Season

**Pronunciation Guide**

JAREEM Dowling	JAH-reeem
Phil BAIER	BUYER
Dorian FINISTER	FIN-is-ter
TYKEI Greene	tie-KEY
ABAYOMI IYIOLA	uh-BYE-uh-mee ee-zhee-OH-luh
KEYONTAE Johnson	KEY-aunt-TAY
ULRIC MALIGI	YUR-ick MAL-uh-ghee
ISMAEL [ISH] MASSOUD	ish-MAY-el mah-SUED
David N'GUESSAN	Guh-SAHN
MARKQUIS Nowell	mar-KEESE no-WELL
DESI Sills	DEZ-ee
NAE'QWAN Tomlin	NAY-KUAN

\*Walk-on

**NOTE:** Kansas State has elected to advance players' classification even though the 2020-21 season did not affect eligibility. Those that wish to take advantage of the extra year will be listed as a senior again after their original eligibility would have been exhausted.

**Returning/Lost**

**Starters Returning (2)** Ish Massoud [18], Markquis Nowell [21]  
**Starters Lost (4)** Mike McGuirl [17], Selton Miguel [14], Nijel Pack [28], Mark Smith [31]  
**Lettermen Returning (2)** Ish Massoud, Markquis Nowell  
**Seniors Lost (2)** Mike McGuirl, Mark Smith  
**Other Lettermen Lost (8)** Davion Bradford, Kaosi Ezeagu, Drew Honas, Luke Kasubke, Carlton Linguard, Jr., Logan Landers, Selton Miguel, Nijel Pack  
**Others Lost (4)** Jordan Brooks, Maximus Edwards, Trey Harris, Seryee Lewis  
**Newcomers (13)** Peyton Ackerman, Nate Awbrey, Cam Carter, Jerrell Colbert, Dorian Finister, Tykei Greene, Abayomi Iyiola, Keyontae Johnson, Taj Manning, David N'Guessan, Desi Sills, Anthony Thomas, Nae'Qwan Tomlin

**By Class**

**Freshman (3)** Peyton Ackerman, Dorian Finister, Taj Manning  
**Sophomore (3)** Cam Carter, Jerrell Colbert, Anthony Thomas  
**Juniors (3)** Ish Massoud, David N'Guessan, Nae'Qwan Tomlin  
**Seniors (6)** Nate Awbrey, Tykei Greene, Abayomi Iyiola, Keyontae Johnson, Markquis Nowell, Desi Sills

**By State/Country**

**Arkansas (1)** Desi Sills  
**District of Columbia (1)** Anthony Thomas  
**Kansas (1)** Nate Awbrey  
**Louisiana (2)** Cam Carter, Dorian Finister  
**Missouri (1)** Taj Manning  
**Oklahoma (1)** Peyton Ackerman  
**The Netherlands (1)** David N'Guessan  
**Nigeria (1)** Abayomi Iyiola  
**New York (4)** Tykei Greene, Ish Massoud, Markquis Nowell, Nae'Qwan Tomlin  
**Virginia (1)** Keyontae Johnson  
**Texas (1)** Jerrell Colbert

**By Birthdate**

**January 4** Anthony Thomas  
**January 20** Abayomi Iyiola  
**March 17** Camryn Carter  
**April 6** Tykei Greene  
**May 6** Ismael Massoud  
**May 24** Keyontae Johnson  
**June 7** Nate Awbrey  
**June 12** David N'Guessan  
**August 27** Jerrell Colbert  
**November 7** Dorian Finister  
**November 8** Peyton Ackerman  
**November 20** Taj Manning  
**December 19** Nae'Qwan Tomlin  
**December 25** Markquis Nowell  
**December 29** Desi Sills

**By Major**

**Agricultural Technology Management (1)** Taj Manning  
**Business Administration (2)** Cam Carter, Dorian Finister  
**Communication Studies (3)** Peyton Ackerman, Jerrell Colbert, Markquis Nowell  
**Graduate School (5)** Nate Awbrey, Tykei Greene, Abayomi Iyiola, Keyontae Johnson, Desi Sills  
**Human Development (1)** Ismael Massoud  
**Nutrition and Health (1)** Anthony Thomas  
**Social Transformation Studies (1)** Nae'Qwan Tomlin  
**Sociology (1)** David N'Guessan

**By Height**

**6'-10"** Jerrell Colbert, Abayomi Iyiola, Nae'Qwan Tomlin  
**6'-9"** Ish Massoud, David N'Guessan  
**6'-7"** Taj Manning, Anthony Thomas  
**6'-6"** Keyontae Johnson  
**6'-5"** Dorian Finister  
**6'-4"** Tykei Greene  
**6'-3"** Nate Awbrey, Cam Carter  
**6'-2"** Desi Sills  
**5'-10"** Peyton Ackerman  
**5'-8"** Markquis Nowell





**1** [@MrNewYorkCityy](#)

**MARKQUIS NOWELL**

mar-KEESE no-WELL  
Guard  
5-8 // 160 // Sr.-1L  
Harlem, N.Y.



**3** [@DavidNGuessan1](#)

**DAVID N'GUESSAN**

Guh-SAHN  
Forward  
6-9 // 215 // Jr.-TR  
De Lier, The Netherlands



**4** [@TheGreene40](#)

**TYKEI GREENE**

tie-KEY  
Guard  
6-4 // 205 // Sr.-TR  
Queens, N.Y.



**5** [@camryncarter23](#)

**CAMRYN [CAM] CARTER**

Guard  
6-3 // 190 // So.-TR  
Donaldsonville, La.



**11** [@Keyontae](#)

**KEYONTAE JOHNSON**

KEY-aunt-TAY  
Forward  
6-6 // 230 // Sr.-TR  
Norfolk, Va.



**12** [@\\_antdinero](#)

**ANTHONY THOMAS**

Guard  
6-7 // 190 // So.-TR  
Washington, D.C.



**13** [@desisills3](#)

**DESI SILLS**

DEZ-ee  
Guard  
6-2 // 200 // Sr.-TR  
Jonesboro, Ark.



**15** [@TajManning](#)

**TAJ MANNING**

Forward  
6-7 // 220 // Fr.-HS  
Grandview, Mo.



**20** [@jrealthegoat](#)

**JERRELL COLBERT**

Center  
6-10 // 235 // So.-TR  
Houston, Texas



**21** [@Nawbrey33](#)

**NATE AWBREY**

Guard  
6-3 // 190 // Sr.-TR  
Manhattan, Kan.



**23** [@abostical](#)

**ABAYOMI [BAYBE] IYIOLA**

uh-BYE-uh-mee ee-zhee-OH-luh  
Center  
6-10 // 220 // Sr.-TR  
Ibadan, Nigeria



**24** [@doo4three](#)

**DORIAN FINISTER**

FIN-is-ter  
Guard  
6-5 // 190 // Fr.-HS  
New Orleans, La.



**25** [@IsmaelMassoud](#)

**ISMAEL [ISH] MASSOUD**

ish-MAY-el mah-SUED  
Forward  
6-9 // 225 // Jr.-1L  
East Harlem, N.Y.



**35** [@Nae\\_Ratty](#)

**NAE'QWAN TOMLIN**

nay-KUAN  
Forward  
6-10 // 210 // Jr.-TR  
Harlem, N.Y.



**43** [@\\_peytonackerman](#)

**PEYTON ACKERMAN**

Guard  
5-10 // 150 // Fr.-HS  
Oklahoma City, Okla.

Coaching / Support Staff



**JEROME TANG**  
Head Coach  
1st season



**ULRIC MALIGI**  
Ast. Head Coach  
1st season



**JAREEM DOWLING**  
Assistant Coach  
1st season



**RODNEY PERRY**  
Assistant Coach  
1st season



**MARCO BORNE**  
Chief of Staff  
1st season



**BAILEY BACHAMP**  
Dir. of Operations  
11th season



**AUSTIN CARPENTER**  
Dir. of Development  
1st season



**ANTHONY WINCHESTER**  
Dir. of Video Ops  
1st season



**KEVIN SUTTON**  
Dir. of Strategies  
1st season



**PHIL BAIJER**  
Strength Coach  
1st season



**LUKE SAUBER**  
Athletic Trainer  
9th season





**“We’re going to play extremely hard, we’re going to play together and we’re going to be fun to watch.”**

**JEROME TANG**

# A NEW ERA BEGINS

The Wildcats welcome 13 newcomers, including 7 Division I transfers, in head coach Jerome Tang's first season

## What's Back

■ Kansas State returns just two lettermen - senior **Markquis Nowell** and junior **Ismael [Ish] Massoud** - for head coach **Jerome Tang's** first season in 2022-23, as the Wildcats lost 10 lettermen (including 8 to transfer) following the 2021-22 season in which the team posted a 14-17 overall record, including a 6-12 mark in Big 12 play. Nowell and Massoud were both significant contributors a year ago, as the pair started in 21 and 18 games, respectively.

■ The biggest headliner from these returners would be Nowell, who earned All-Big 12 Honorable Mention and All-Defensive Team accolades in his first season with the Wildcats after transferring from Little Rock. He led the Big 12 in steals (2.2 spg.) and was second in assists (5.0 apg.), assist/turnover ratio (1.97) and free throw percentage (82.9), ninth in 3-point field goals/game (1.59) and 12th in scoring (12.4 ppg.). He was one of two Big 12 players (along with Baylor's **James Akinjo**) to rank in the top-15 in scoring (12th) and top-5 in assists (second), steals (first) and assist/turnover ratio (second). In addition to leading the team in assists and steals, he was second in double-doubles (3) and 3-point field goals (43), third in scoring, field goals (112), double-digit scoring games (19) and 20-point games (3). He nearly had the school's first recorded triple-double against Marquette on Dec. 8, 2021 with 11 points, a season-high 11 assists and 8 rebounds in 37 minutes.

■ Massoud also made an impact in his first season after transferring from Wake Forest, becoming one of just two Wildcats (along with departed senior **Mark Smith**) to appear in all 31 games. He averaged 6.8 points on 36.3 percent shooting, including 33.3 percent from 3-point range, with 2.8 rebounds per game. He scored in double figures in 11 games, including 5 times in Big 12 play. He enjoyed a strong ending to the season, 10.7 points on 45.3 percent shooting in the last 3 games, including 13 points vs. West Virginia at the Big 12 Championship.

## What's Gone

■ K-State lost 10 lettermen from the 2021-22 season, including a pair of super seniors in **Mike McGuirl** and **Mark Smith** as well as eight to the transfer portal (**Davion Bradford**, **Kaosi Ezeagu**, **Drew Honas**, **Luke Kasubke**, **Carlton Linguard, Jr.**, **Logan Landers**, **Selton Miguel** and **Nijel Pack**).

■ Pack, who saw action in 53 games with 52 starts in his 2-year career, became the first Wildcat to win the Big 12's Most Improved Player Award and was just sixth in the Big 12 ear to earn All-Big 12 First Team honors. He led the team in nearly every offensive category, while he ranked in the Big 12's top-10 in six categories, including first in 3-point field goals/game and 3-point field goal percentage. Smith, who transferred from Missouri, was named to both the All-Big 12 Third Team and the All-Newcomer Team after becoming the shortest player (6-4) EVER to lead a power conference in rebounding (8.4 rpg.). He scored in double figures in 23 games, including 5 games of 20 or more points. In all, the Wildcats lost 4 of their top-5 scorers and rebounders from 2021-22.

## What's New

■ The Wildcats will welcome 13 newcomers in 2022-23, including seven Division I transfers (**Cam Carter** (Mississippi State), **Jerrell Colbert** (LSU), **Tykei Greene** (Manhattan/Stony Brook), **Abayomi Iyiola** (Stetson/Arkansas/Hofstra), **Keyontae Johnson** (Florida), **David N'Gueassan** (Virginia Tech), **Desi Sills** (Arkansas/Arkansas State), two community college transfers (**Anthony Thomas** and **Nae'Qwan Tomlin**) and three true freshmen (**Peyton Ackerman**, **Dorian Finister** and **Taj Manning**).

■ The seven Division I transfers have combined to play in nearly 500 games (491) with 287 starts, including four players (Greene, Johnson, Sills and Iyiola) who will be entering their fourth or fifth year of college. This quartet have accounted for 3,803 points and 776 rebounds in 403 games played with 283 starts. Greene (1,112) and Sills (1,110) are already 1,000-point scorers in college, while Tomlin had more than 1,000 points and 500 rebounds in junior college.

## 2022-23 At A Glance

■ **Starters Returning/Lost:** 2/4  
**[R] Markquis Nowell** [12.4 ppg., 3.4 rpg., 5.0 apg., 30.4 mpg., 27 GP/21 GS]  
 2022 All-Big 12 Honorable Mention / Big 12 All-Defensive Team  
**[R] Ish Massoud** [6.8 ppg., 2.8 rpg., 24.3 mpg., 31 GP/18 GS]  
 One of just 2 Wildcats to see action in all 31 games in 2021-22  
**[L] Nijel Pack** [17.4 ppg., 3.8 rpg., 2.2 apg., 33.1 mpg., 29 GP/28 GS]  
 2022 All-Big 12 First Team / Big 12 Most Improved Player  
**[L] Mark Smith** [12.7 ppg., 8.4 rpg., 1.7 apg., 31.7 mpg., 31 GP/31 GS]  
 2022 All-Big 12 Third Team / Big 12 All-Newcomer Team  
**[L] Mike McGuirl** [7.8 ppg., 3.4 rpg., 2.0 apg., 27.8 mpg., 28 GP/17 GS]  
**[L] Selton Miguel** [7.2 ppg., 4.0 rpg., 1.5 apg., 24.7 mpg., 26 GP/14 GS]

■ **Other Lettermen Returning/Lost:** 0/5  
**[L] Kaosi Ezeagu** [4.2 ppg., 2.7 rpg., 0.3 bpg., 14.5 mpg., 25 GP/12 GS]  
**[L] Davion Bradford** [3.3 ppg., 1.9 rpg., 14.6 mpg., 29 GP/12 GS]  
**[L] Luke Kasubke** [1.9 ppg., 1.1 rpg., 12.3 mpg., 30 GP]  
**[L] Carlton Linguard, Jr.** [1.3 ppg., 1.3 rpg., 0.4 bpg., 8.1 mpg., 15 GP/2 GS]  
**[L] Logan Landers** [1.1 ppg., 1.1 rpg., 6.9 mpg., 11 GP]

■ **Newcomers:** 13  
**Cam Carter** [6-3, 190, So.-TR, G // Transfer from Mississippi State]  
**Jerrell Colbert** [6-10, 235, So.-TR, F // Transfer from LSU]  
**Dorian Finister** [6-5, 190, Fr.-HS, G // New Orleans, La. (Carver HS)]  
**Tykei Greene** [6-4, 205, Sr.-TR, G // Transfer from Stony Brook]  
**Abayomi Iyiola** [6-10, 220, Sr.-TR, F // Transfer from Hofstra]  
**Keyontae Johnson** [6-6, 230, Sr.-TR, F // Transfer from Florida]  
**Taj Manning** [6-7, 220, Fr.-HS, F // Grandview, Mo. (La Lumiere [Ind.]])  
**David N'Gueassan** [6-9, 215, Jr.-TR, G // Transfer from Virginia Tech]  
**Desi Sills** [6-2, 200, Sr.-TR, G // Transfer from Arkansas State]  
**Anthony Thomas** [6-7, 190, So.-TR, G // Transfer from Tallahassee College]  
**Nae'Qwan Tomlin** [6-10, 210, Jr.-TR, F // Transfer from Chipola College]  
 \***Peyton Ackerman** [5-10, 150, Fr.-HS, G // Epic Charter School [Okla.]  
 \***Nate Awbrey** [6-3, 190, Sr.-TR, G // Transfer from Manhattan Christian College]

*\*\*Walk-on*



## Tang Assembles Top-Notch Coaching Staff

■ Head coach **Jerome Tang** has assembled a top-notch coaching staff, which includes associate head coach **Ulric Maligi**, assistant coaches **Jareem Dowling** and **Rodney Perry** as well as Chief of Staff **Marco Borne**, director of operations **Bailey Bachamp**, director of player development **Austin Carpenter**, director of video operations **Anthony Winchester**, director of strategies **Kevin Sutton** and strength coach **Phil Baier**.

■ An assistant coach with 15 years of experience and deep ties to the state of Texas, Maligi arrived at K-State after spending the last three seasons on staff with head coach **Chris Beard** at both Texas Tech (2019-21) and Texas (2021-22). In addition to his time with the Red Raiders and Longhorns, he has also been an assistant at UT-Arlington (2006-07), Stephen F. Austin (2007-10), Houston (2010-12), SMU (2012-15) and Texas A&M (2016-19).

■ An assistant coach with 16 years of experience as well as 12 years of international head coaching experience, Dowling came to K-State after spending the last six seasons on staff with **Grant McCasland** at both Arkansas State (2016-17) and North Texas (2017-22). He has also been an assistant at the NJCAA level at Cecil College (2005-08), the Division II level at Slippery Rock (2008-11) as well as Morehead State (2011-12) and Southern Miss (2012-15).

■ Perry, a finalist for the 2022 Jersey Mike's Naismith High School Boys Coach of the Year, came to K-State after building Link Academy in Branson, Mo., into a national powerhouse, as the Lions finished as the 2022 national runner-up at the GEICO National Tournament with a 34-2 record. In addition, Perry led the AAU program that he helped found – MOKAN Elite – to their third championship at the prestigious Nike Peach Jam (2016, 2019, 2022).

■ Borne has 20 years of experience, including 14 as a head coach at both the high school and NAIA levels. He has served as the head coach at three different NAIA programs, including his alma mater Dillard University (2000-04), Southern-New Orleans (2006-07) and Paul Quinn College (2009-11). He also has international experience, as the head coach of the Haitian Junior National Team as well as an assistant with the Haitian Senior National Team.

## The Wildcats Ink Seven High-Profile Transfers

■ K-State got an infusion of experience with the addition of seven Division I transfers in sophomores **Cam Carter** (Mississippi State) and **Jerrell Colbert** (LSU), seniors **Tykei Greene** (Stony Brook), **Abayomi Iyiola** (Hofstra) **Keyontae Johnson** (Florida) and **Desi Sills** (Arkansas State) and junior **David N'Guessan** (Virginia Tech).

■ Colbert and Carter were the first two signees for Tang after announcing their transfer from LSU and Mississippi State, respectively. A former top-150 recruit and a 4-star recruit by *Rivals*, the 6-foot-10, 216-pound center played in 4 games as a true freshman for the Tigers in 2021-22. A former star at famed Oak Hill Academy, Carter played in 27 of 34 games for the Bulldogs with 4 starts for a team that advanced to the NIT.

■ A 6-foot-2, 200-pound combo guard, Sills came to K-State after playing the 2021-22 season at Arkansas State, where he saw action in 28 of 29 games played with 27 starts for a team that won 18 games. Prior to that, he saw action in 98 games with 47 starts in three seasons (2018-21) at Arkansas, including being a major contributor for a Razorback team that won 25 games and advanced to the Elite Eight in 2020-21.

■ A 6-foot-5, 229-pound forward, Johnson came to K-State after playing three seasons (2018-21) at Florida, where he earned First Team All-SEC honors as a sophomore in 2019-20 and was the Preseason SEC Player of the Year in 2020-21. He averaged 10.8 points on 51.2 percent (302-of-580), including 37.3 percent (53-of-142) from 3-point range, with 6.7 rebounds, 1.3 assists and 1.1 steals in 26.8 minutes per game in his Florida career.

■ Greene played in 54 games with 52 starts at Stony Brook, earning All-America East Second Team honors. Iyiola saw action in 28 games with 25 starts at Hofstra, leading the team in both field goal percentage (63.2) and rebounding (7.1 rpg.). A Dutch National, N'Guessan helped Virginia Tech to 38 wins and consecutive NCAA Tournament appearances, while playing in 57 games for the Hokies.

## Thomas, Tomlin Arrive from the JUCO ranks

■ In addition to the Division I transfers, the Wildcats added a pair of community college transfers in **Anthony Thomas** (Washington, D.C./Tallahassee [Fla.] College) and **Nae'Qwan Tomlin** (Harlem, N.Y./Chipola [Fla.] College).

■ Tomlin scored 1,011 points on 54.2 percent (410-of-756) shooting in his 3-year community college career, which started at Monroe Community College in Rochester, N.Y. in 2019-20 before his recent stint at Chipola College (2020-22). He averaged double figures on better than 50 percent shooting from the field in each of his three seasons, while totaling 508 rebounds (6.4 rpg.) and 123 blocked shots (1.6 bpg.) in 79 career games with 52 starts.

■ A 6-foot-7, 180-pound combo guard, Thomas arrives at K-State after playing the 2021-22 season at Tallahassee Community College in Tallahassee, Fla., where he averaged 11 points and 4.6 rebounds per game in helping the Eagles win 21 games in one of the nation's top junior college leagues – the Panhandle Conference. He played in 22 games with four starts as a freshman at UT-Martin in 2020-21, averaging 9.0 points and 2.8 rebounds per game.

## Finister Joins Manning in Freshman Class

■ Head coach **Jerome Tang** announced his first high school signee on May 2 with the addition of Louisiana prep standout **Dorian Finister** (New Orleans, La./Carver). Finister joined **Taj Manning** (Grandview, Mo./La Lumiere School), who signed with the Wildcats during the early signing period.

■ A 6-foot-5, 175-pound combo guard enjoyed a stellar career at G.W. Carver Collegiate Academy in New Orleans, where he helped lead the Rams to a 33-5 record and the Louisiana Class 4A State Championship in 2021-22. He scored more 1,300 career points in his 103-game career at Carver for head coach **Nate Roche**.

■ Manning enjoyed a solid senior campaign in 2021-22, as he averaged 8.9 points and 5.3 rebounds per game for a La Lumiere squad that advanced to the GEICO National Championships. He also won a pair of state titles.

## Get Old, Stay Old

After youth and inexperience led to disappointing results the past two seasons, first-year head coach **Jerome Tang** made a point to use the transfer portal to build his new team. Tang brought in 13 new players in 2022-23, including 10 transfers with 7 coming from the Division I ranks (**Cam Carter**, **David N'Guessan**, **Tykei Greene**, **Keyontae Johnson**, **Desi Sills**, **Abayomi Iyiola** and **Jerrell Colbert**). These seven Division I transfers boost a combined 491 games of experience with 287 starts and 10,604 minutes played with an average of age of 21.9 years.

## Nine Home Games Highlight

### Jerome Tang's First Season in 2022-23

■ Nine home games at Bramlage Coliseum, including marquee matchups with in-state rival Wichita State and SEC foe Florida, highlight the non-conference schedule for first-year head coach **Jerome Tang** and his Kansas State men's basketball program. In addition to its nine home games, K-State will host former conference foe Nebraska in a return of the Wildcat Classic to the T-Mobile Center in Kansas City on Saturday, Dec. 17.

■ K-State will open the 2022-23 campaign with three of its first four games at home, all coming in the first 11 days of the season. The Wildcats will host former assistant coach **Matt Figger** and his Vaqueros in the season opener on Nov. 7 before traveling to Cal for the first road game of the Tang era on Friday, Nov. 11. The team will return home for a game against Kansas City (Thursday, Nov. 17).

■ K-State will participate in the fourth annual Cayman Islands Classic, which runs from Monday-Wednesday, Nov. 21-23 at The John Gray Gymnasium in George Town, Grand Cayman. It will mark just the third visit to the Caribbean following the 2002 and 2018 Paradise Jams in the U.S. Virgin Islands. The Wildcats will face Rhode Island in the final game of the first day at 7:30 p.m., CT on Nov. 21. The K-State/URL winner will advance to play the winner between Nevada and Tulane on Nov. 22 at 7:30 p.m., CT, while the two remaining teams will play at 5 p.m., CT.

■ K-State will conclude the first month with a visit to historic Hinkle Fieldhouse in Indianapolis on Wednesday, Nov. 30 to take on the Butler Bulldogs as part of the fourth edition of the Big 12/BIG EAST Battle. This will be just the second meeting and the first since Butler knocked off K-State, 63-56, in the 2010 NCAA West Regional Final.

■ K-State will play all of its home games in the month of December, including hosting Nebraska in a return of the Wildcat Classic on Dec. 17 at the T-Mobile Center in Kansas City. The month kicks off with a visit from in-state rival Wichita State for the first time since 2003. Last season, the Wildcats opened the 4-game series with a 65-59 win over the Shockers at INTRUST Bank Arena in Wichita. K-State is 21-11 all-time against WSU, including 14-2 at home.

■ K-State will play Abilene Christian (Tuesday, Dec. 6), Incarnate Word (Sunday, Dec. 11) and Radford (Wednesday, Dec. 21) at Bramlage Coliseum in December. The Wildcats will host the Cornhuskers in the 11th Wildcat Classic game at the T-Mobile Center and the first since 2019.

■ K-State will conclude its non-conference schedule on Jan. 28, 2023, by hosting Florida in the 10th annual Big 12/SEC Challenge. The January meeting will be just the third all-time – all coming since 2010 – between the schools and the first in the SEC/Big 12 Challenge. The series is tied 1-1, as Florida won the first matchup, 57-44, in the Orange Bowl Classic in Sunrise, Fla., on December 18, 2010, while K-State evened the series with a 67-61 victory in the Wildcat Classic at the T-Mobile Center in Kansas City on December 22, 2012.

■ In all, the Wildcats will play 18 home games in 2022-23, including the nine-game Big 12 schedule with visits from reigning national champion Kansas and NCAA Tournament participants Baylor, Iowa State, TCU, Texas and Texas Tech. The conference schedule will be released in the fall.

## Big 12 Schedule Begins New Year's Eve

■ Kansas State will open its first Big 12 season under head coach **Jerome Tang** with a home game on New Year's Eve against West Virginia. WVU will bookend K-State's 2022-23 conference schedule, as the Wildcats will wrap up the regular season at WVU Coliseum on Saturday, March 4 at 1 p.m., CT.

■ The WVU game will be one of four Saturday home conference games at Bramlage Coliseum in 2023, including visits by NCAA Tournament participants Texas Tech (Jan. 21 at 1 p.m., CT), Texas (Feb. 4 at 3 p.m., CT) and Iowa State (Feb. 18 at 5 p.m., CT). In addition, the Wildcats will host a fifth Saturday game in 2023 against Florida in the SEC/Big 12 Challenge on Saturday, Jan. 28 at time to be determined later.

■ K-State will host the annual Dillons Sunflower Showdown with Kansas at 6 p.m., CT on Tuesday, Jan. 17, which will be the first day of classes for the Spring semester. The road game with the Jayhawks will also fall on a weekday with the Wildcats traveling to Allen Fieldhouse on Tuesday, Jan. 31 at 7 p.m., CT.

■ In all, K-State will play 14 of its 18 league games against teams that advanced to either the NCAA Tournament or NIT a year ago, including seven in Bramlage Coliseum highlighted by defending NCAA champion Kansas.

■ The Phillips 66 Big 12 Championship will run from Wednesday-Saturday, March 8-11 and will again be contested at Kansas City's T-Mobile Center.

## New Premium Seating Options to Debut in 2022-23

■ With excitement at an all-time high with the hiring of head coach **Jerome Tang**, K-State will debut several new premium seating options in Bramlage Coliseum for the 2022-23 home season. Among these new seating options will be 36 courtside seats along the north baseline of the arena, four additional Loge boxes in Sections 16 and 17 and Sections 22 and 23 and the introduction of the Legends Lounge, which will span from Sections 17-22 above the student seating area and directly below the current Loge boxes.



FLAME

WHAT

WE



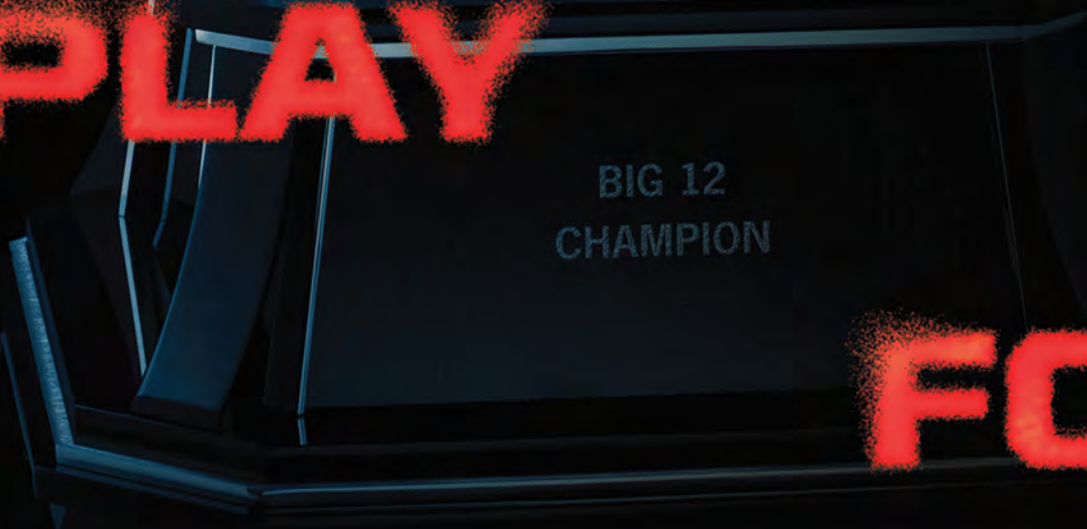
WHAT

WE

DO

PLAY

WHAT



FOR



BIG 12 CONFERENCE





# Wildcats™

2022-23 MEN'S BASKETBALL

## STAFF

Head Coach Jerome Tang // 14-16  
"Life Defining Moment" // 17  
Coaching Staff // 18-25  
Support Staff // 26-27  
Administration // 28-30





**Jerome Tang**  
 Head Coach / First Season at K-State  
 Charter Oak State College '07

@CoachJTang / coachjtang

**Career**

**Jerome Tang**, one of the chief architects in helping build Baylor into a national powerhouse in his 19 seasons as an assistant and associate head coach, is in his first season as head coach at Kansas State after being selected as the 25th head men's basketball coach on March 21, 2022.

"This is an unbelievable blessing," said Tang at his introductory press conference on March 24, 2022. "I've lived a blessed life, but this is just the start of some really, really big things that's going to happen with everyone's help, with all of the K-State Family, all of Wildcat Nation. We're going to accomplish great things together, and it's not going to take long. It is not going to take long. I didn't come to rebuild. I came to elevate."

Tang agreed to a 6-year contract, which was approved by the K-State Athletics, Inc., Board of Directors, and President **Richard Linton** and Director of Athletics **Gene Taylor**. He will be paid \$2.1 million in 2022-23 and will receive a \$100,000 base salary increase each year remaining on the contract (\$2.2 million in 2023-24, \$2.3 million in 2024-25, \$2.4 million in 2025-26, \$2.5 million in 2026-27 and \$2.6 million in 2027-28).

Tang will be the first full-time Black men's head basketball coach in school history and just the sixth minority men's head coach in school history, following baseball coach **Dave Baker** (1978-83), interim basketball coach **Darryl Winston** (1984-85), football coach **Ron Prince** (2006-08), basketball coach **Frank Martin** (2007-12) and current women's tennis coach **Jordan Smith** (2018-present).

Tang, 55, was an original member of head coach **Scott Drew's** staff and played an instrumental role in building the Bears program from one rocked by scandal and NCAA probation, which included no non-conference games in 2005-06, into one that has developed into one of the nation's top programs highlighted by the 2021 NCAA Championship and consecutive Big 12 regular-season titles in 2021 and 2022. He served his first 14 seasons (2003-17) as an assistant coach before being promoted to associate head coach in 2017.

During his time at Baylor, Tang helped the Bears post a 397-222 (.641) overall record, including a 168-155 (.520) mark in Big 12 play, to go with 13 postseason appearances (10 NCAA Tournaments, 3 NITs), one NCAA title (2021), one NIT title (2013) and one NIT runner-up finish (2009). In the process, he helped coach 11 All-Americans, including consensus selections **Johnathan Motley** (2017) and **Jared Butler** (2021), a National Defensive Player of the Year in **Davion Mitchell** (2021) and 58 All-Big 12 honorees, including nine on the First Team.

Tang also mentored a pair of Big 12 Defensive Players of the Year (Mitchell in 2021 and **Jonathan Tchamwa Tchatchoua** in 2022), three Big 12 Newcomers of the Year (**Ekpe Udoh** in 2010, **Manu Lecomte** in 2017 and **Mitchell** in 2020), a Big 12 Freshman of the Year (**Quincy Miller** in 2012) and Most Improved Player (**Freddie Gillespie** in 2020), six Sixth Man Award winners (**LaceDarius Dunn** in 2009, **Quincy Acy** in 2011, **Taurean Prince** in 2015, **Terry Maston** in 2018, **Devonte Bando** in 2020 and **Jeremy Sochan** in 2022) to go along with two Scholar-Athletes of the Year (**Freddie Gillespie** in 2020 and **Jared Butler** in 2021).

Additionally, 16 Bears have gone on to play in the NBA, including **Quincy Acy**, **Kendall Brown**, **Jared Butler**, **Freddie Gillespie**, **Pierre Jackson**, **Cory Jefferson**, **Perry Jones III**, **Quincy Miller**, **Davion Mitchell**, **Johnathan Motley**, **Royce O'Neale**, **Taurean Prince**, **Jeremy Sochan**, **MaCio Teague**, **Ekpe Udoh** and **Ishmail Wainwright**. Seven are currently playing in the NBA, including Brown with the Indiana Pacers, Butler with the Utah Jazz, Mitchell with the Sacramento Kings, O'Neale with the Brooklyn Nets, Prince with the Minnesota Timberwolves, Sochan with the San Antonio Spurs and Wainwright with the Phoenix Suns.

Among those players, 12 were selected in the NBA Draft including most notably **Ekpe Udoh** (2010/Round 1/Pick 6/Golden State Warriors), **Perry Jones III** (2012/Round 1/Pick 28/Oklahoma City Thunder), **Quincy Acy** (2012/Round 2/Pick 37/Toronto Raptors), **Quincy Miller** (2012/Round 2/Pick 38/Denver Nuggets), **Pierre Jackson** (2013/Round 2/Pick 42/Philadelphia 76ers), **Cory Jefferson** (2014/Round 2/Pick 60/San Antonio Spurs), **Taurean Prince** (2016/Round 1/Pick 12/Utah Jazz), **Davion Mitchell** (2021/Round 1/Pick 9/Sacramento Kings), **Jared Butler** (2021/Round 2/Pick 40/New Orleans Pelicans), **Jeremy Sochan** (2022/Round 1/Pick 9/San Antonio Spurs) and **Kendall Brown** (2022/Round 2/Pick 48/Minnesota Timberwolves).

In addition to the development of talented players, Tang helped construct nine consensus Top 25 recruiting classes while at Baylor, including 2010 (**Perry Jones III**), 2011 (**Quincy Miller** and **Deuce Bello**), 2012 (**Isaiah Austin**, **Prince** and **Rico Gathers**), 2013 (**Ishmail Wainwright**, **Al Freeman** and **Johnathan Motley**) and the highest-ranked class in program history at No. 4 in 2021 (**Kendall Brown**, **Langston Love** and **Jeremy Sochan**).

Tang's recruiting chops have already been on display in his short time at K-State, as his current 2023 recruiting class ranks among the top-30 by most services (*ESPN*, *On3*, *Rivals* and *247Sports*), including a pair of top-15 projections by *Rivals* (13) and *ESPN* (14), and includes two consensus 4-star prospects. The Wildcats have not had a top-30 recruiting class since 2009 (12th), which was the last time the school signed a pair of 4-star prospects.

**The Tang File**

**Experience**

■ 30th Season (First at K-State) | Hired on March 21, 2022

**Education**

■ Charter Oak State College, 2007 [B.S. Emphasis in Leadership]

**Hometown**

■ San Fernando, Trinidad [West Indies]

**Family**

■ Wife **Careylyen (Rey)**, Sons **Lamar, Richard, Seven**, Daughter **Aylyn**

**Coaching History**

- 1993-2003 — Heritage Christian Academy [Cleveland, Texas] [Head Coach]
- 2003-17 — Baylor [Assistant Coach]
- 2017-22 — Baylor [Associate Head Coach]
- 2022-present — Kansas State [Head Coach]

**Head Coach Record Breakdown (only in college)**

**Overall:** 4-0 [All 4 wins came as an interim head coach at Baylor]

- 1/5/13 - Baylor 86, Texas 79 [OT] [Waco, Texas]
- 1/8/13 - Baylor 82, Texas Tech 48 [Lubbock, Texas]
- 11/28/20 - Baylor 112, Louisiana 82 [Las Vegas, Nev.]
- 11/29/20 - Baylor 86, Washington 52 [Las Vegas, Nev.]

**Postseason Experience (13)**

■ at Baylor: 2009, 2013, 2018 (NIT); 2008, 2010, 2012, 2014, 2015, 2016, 2017, 2019, 2021, 2022 (NCAA Tournaments)  
 NCAA Final Four (2021) | NCAA Elite Eight (2010, 2012, 2021) | NCAA Sweet 16 (2010, 2012, 2014, 2017, 2021)

**Championships Experience (8)**

- at Heritage Christian Academy: 1995, 1999, 2000, 2001 (TAPPS Division A State Champions)
- at Baylor: 2013 (NIT Champions), 2021, 2022 (Big 12 regular-season titles), 2021 (NCAA Champions)

**Coaching Accolades (1)**

- 2022 Texas Association of Basketball Coaches (TABC) Division I Men's Assistant Coach of the Year

**Prominent Players Coached**

- 12 NBA Draft picks (including 2 each in both 2021 and 2022) | 16 NBA players (7 current)
- 11 All-Americans (2 Consensus - **Johnathan Motley** [2017] and **Jared Butler** [2021])
- 1 National Defensive Player of the Year (**Davion Mitchell** [2021])
- 58 All-Big 12 selections (9 on First Team)



**Career as Assistant Coach**

Season	School	W-L	Conf.	Finish	Conf. Tournament	Postseason
2003-04	Baylor	8-21	3-13	11th	—	—
2004-05	Baylor	9-19	1-15	12th	0-1, First Round	—
2005-06	Baylor	4-13 <sup>^</sup>	4-12	12th	0-1, First Round	—
2006-07	Baylor	15-16	4-12	11th	1-1, Quarterfinals	—
2007-08	Baylor	21-11	9-7	t-4th	0-1, First Round	0-1, NCAA (First Rd.)
2008-09	Baylor	24-15	5-11	9th	3-1, Championship	4-1, NIT (Finalist)
2009-10	Baylor	28-8	11-5	t-2nd	1-1, Semifinals	3-1, NCAA (Elite Eight)
2010-11	Baylor	18-13	7-9	t-7th	0-1, First Round	—
2011-12	Baylor	30-8	12-6	t-3rd	2-1, Championship	3-1, NCAA (Elite Eight)
2012-13	Baylor	23-14	9-9	6th	0-1, Quarterfinals	5-0, NIT (Champions)
2013-14	Baylor	26-12	9-9	t-6th	3-1, Championship	2-1, NCAA (Sweet 16)
2014-15	Baylor	24-10	11-7	t-4th	1-1, Semifinals	0-1, NCAA (First Rd.)
2015-16	Baylor	22-12	10-8	t-5th	1-1, Semifinals	0-1 NCAA (First Rd.)
2016-17	Baylor	27-8	12-6	t-2nd	0-1, Quarterfinals	2-1, NCAA (Sweet 16)
<b>TOTAL</b>	<b>14 Seasons</b>	<b>279-180</b>	<b>107-129</b>		<b>12-13</b>	<b>7 NCAAAs, 2 NITs</b>
		<b>(.608)</b>	<b>(.453)</b>			

**Career as Associate Head Coach**

Season	School	W-L	Conf.	Finish	Conf. Tournament	Postseason
2017-18	Baylor	19-15	8-10	t-6th	0-1, Quarterfinals	0-0, NIT (Second Rd.)
2018-19	Baylor	20-14	10-8	4th	0-1, Quarterfinals	1-1, NCAA (Second Rd.)
2019-20	Baylor	26-4	15-3	2nd	%	%
2020-21	Baylor	28-2	14-1	1st	1-1, Semifinals	6-0, NCAA (Champions)
2021-22	Baylor	27-7	14-4	t-1st	0-1, Quarterfinals	1-1, NCAA (Second Rd.)
<b>TOTAL</b>	<b>5 Seasons</b>	<b>120-42</b>	<b>61-26</b>		<b>1-4</b>	<b>3 NCAAAs, 1 NIT</b>
		<b>(.741)</b>	<b>(.701)</b>			

<b>TOTAL</b>	<b>19 Seasons at Baylor</b>	<b>397-222</b>	<b>168-155</b>		<b>13-17</b>	<b>10 NCAAAs, 3 NITs</b>
		<b>(.641)</b>	<b>(.520)</b>		<b>(.433)</b>	
	<b>Since 2007-08 at Baylor</b>	<b>361-153</b>	<b>156-103</b>		<b>12-14</b>	<b>10 NCAAAs, 3 NITs</b>
		<b>(.702)</b>	<b>(.602)</b>		<b>(.462)</b>	

<sup>^</sup> Baylor did not play a non-conference schedule due to NCAA sanctions in 2005-06  
 %Postseason cancelled due to COVID-19 pandemic but Baylor was expected to garner a top-seed in the NCAA Tournament





AD GENE TAYLOR WITH JEROME TANG

### ■ Head Coaching Experience

The head coaching role at K-State will not be new for Tang, who built a powerhouse at Heritage Christian Academy in Cleveland, Texas over a 10-year period (1993-2003) before starting his tenure at Baylor in 2003. He led the team to four TAPPS Division A State Championships (1995, 1999, 2000, 2001).

Tang also stepped in on four occasions as the Bears' interim head coach, winning the first two games of the 2012-13 Big 12 schedule at home against Texas, 86-79 in overtime, and on the road at Texas Tech, 82-48, and the first two games of the 2020-21 national title season in Las Vegas against Louisiana (112-82) and Washington (86-52).

### ■ At Baylor (2003-22)

Starting with the 2007-08 season, Tang was a pivotal part in helping Baylor to a stretch of 15 consecutive seasons of at least 18 wins, including a school-record 30 in 2011-12, en route to a 361-153 (.702) record and 10 NCAA Tournament appearances. Starting in 2010, the Bears appeared in the NCAA Tournament Sweet 16 five times (2010, 2012, 2014, 2017, 2021) with three trips to the Elite Eight (2010, 2012, 2021) and one to the Final Four (2021).

During a three-year stretch (2019-22), Baylor tallied an 81-13 (.862) record, including a 43-8 (.843) mark in Big 12 play, with 22 wins over ranked opponents highlighted by the Bears' first National Championship in 2021, as they defeated No. 1 ranked Gonzaga, 86-70, in the national title game. The 2021 Bears also won their first Big 12 Championship in the league's 25-year history, which was the school's first conference title in 71 years, then followed it up with a second-straight crown in 2022 by winning their last five conference games.

Baylor's 55-9 (.859) combined record during the 2020-21 and 2021-22 seasons was the nation's best among power conference teams, while the 81-13 (.862) record since 2019-20 ranked second-best nationally, trailing only Gonzaga (90-6). In that span, the Bears were ranked in the top 5 for 29 consecutive AP Top 25 polls and finished the 2021-22 season with the nation's third-longest active streak of 56-straight weeks ranked.

Despite a season mired by injuries to key players, Tang helped Baylor navigate a successful 2021-22 season that ended in a heartbreaking 93-86 overtime loss to North Carolina in the second round of the NCAA Tournament. Down 25 points with 10 minutes left, the Bears rallied to force overtime before faltering late, 93-86, to finish the season with a 27-7 overall record, including a tie for first place in the Big 12 with a 14-4 mark.

The Bears ran their winning streak to 21 games, including 15 straight to start the 2021-22 season, ascending to the No. 1 ranking for five consecutive weeks. Among those 15 victories were those against top-10 foes Villanova at home and at Iowa State. The team ended the year with five wins in a row in Big 12 play, including an 80-70 victory over eventual national champion Kansas, to earn tie for their second consecutive Big 12 title.

Three Bears earned All-Big 12 honors in 2022, including a First Team selection by senior transfer **James Akinjo**. Senior **Jonathan Tchamwa Tchatchoua** was one of three players to share the Big 12 Defensive Player of the Year, while freshman **Jeremy Sochan** was named the league's Sixth Man Award winner. Sochan became the sixth different Baylor player to be selected the Big 12's Sixth Man. For his efforts, Tang was named the 2022 Division I Men's Assistant Coach of the Year by the Texas Association of Basketball Coaches (TABC).

Following the 2021-22 season, Sochan became the fourth Baylor player (and second consecutive) to be a lottery pick when he was selected by the San Antonio Spurs with the No. 9 pick of the 2022 NBA Draft. Teammate **Kendall Brown** followed in the second round with the No. 48 selection by the Minnesota Timberwolves.

Baylor lost just twice during its historic national championship season in 2020-21, posting a 28-2 record and a 14-1 mark in Big 12 play which included a school-record 11 wins against ranked opponents with seven coming against top-10 foes. The Bears enjoyed the best start in program history with an 18-game winning streak, which was the fourth-longest streak by any team in Big 12 history. The team's only losses came at No. 17 Kansas and to Oklahoma State in the Big 12 Championship before ending the year with six consecutive victories capped by the NCAA title.

Baylor led the Big 12 in astounding 11 different categories, including scoring offense (82.9 ppg.), scoring margin (+17.4), field goal percentage (48.6), 3-point field goals per game (10.0) and percentage (41.3), assists (16.9 apg.) and steals (8.9 spg.). The team ranked among the top-10 nationally in nine categories, including first in 3-point field goal percentage, third in scoring margin and sixth in scoring offense.

A school-record three Bears earned All-America honors in 2021, including **Jared Butler** becoming the school's first consensus First Team selection. **Davion Mitchell** and **MaCio Teague** were both Third Team All-Americans, while Mitchell swept every major National Defensive Player of the Year honors. Four players were named to All-Big 12 teams, while three (Butler, Mitchell and **Mark Vital**) were named to the league's All-Defensive Team.

Tang helped Baylor to what was then the best season in program history in 2019-20, as the Bears spent five consecutive weeks ranked No. 1 nationally en route to posting a 26-4 record, including a 15-3 mark in league play. The team set a Big 12 record with 23 consecutive wins and were projected to earn a No. 1 seed in the NCAA Tournament before it was cancelled due to the COVID-19 pandemic. All five starters were named to All-Big 12 teams, a first in league history, including First Team honors for **Jared Butler**.

Tang was part of the Baylor rebuild from the beginning, as he assisted Drew in guiding a Bear program that was crippled by NCAA sanctions into one that has advanced to the postseason 13 times in a 15-year span, including a streak of 11 consecutive seasons (2011-12 to 2021-22), and 15 straight winning seasons (2007-08 to 2021-22). The Bears have won 20 or more games 13 times in that 15-year span, including a school-record 30 in 2011-12.

After going 36-69 in their first four seasons, which included becoming the first school in NCAA history to not play a non-conference schedule in 2005-06, Tang and the Bears were rewarded with their first NCAA Tournament berth in 20 seasons and just their second at the school since 1950 in 2007-08. The team posted a 21-11 record, including a 9-7 mark in Big 12 play, before losing to No. 18 Purdue, 90-79, in the first round of the NCAA Tournament. It was the school's first 20-win season since 1988 and the most conference wins (9) in the Big 12 era. Among those 21 victories was a notable 5-overtime victory at Texas A&M (116-110).

Guard **Curtis Jerrells** became the program's first All-Big 12 First Team selection since 2001.

Baylor posted back-to-back 20-win seasons for the first time in school history, as the 2008-09 team won 24 games and advanced to its first Big 12 Championship game before losing to Penn State in the NIT Championship. The team opened the year with a 15-3 record, including 12 wins in their first 13 games, and was ranked in the AP Top 25 poll for seven weeks, which was more than the previous 102 seasons combined (four).

The Bears endured a six-game losing streak in league play to enter the Big 12 Championship as the 9-seed. The team then proceeded to knock off No. 8 seed Nebraska, No. 1 seed Kansas and No. 5 Texas to reach its first-ever Championship game, where they lost to No. 3 seed Missouri. Jerrells repeated his All-Big 12 honors with Third Team recognition, while **LaceDarius Dunn** and **Kevin Rogers** were honorable mention selections.





JEROME TANG

Tang helped Baylor make another significant step forward with two Elite Eight runs in a 3-year period, including the first in the modern era in 2009-10 and to cap a school-record 30-win season in 2011-12.

The 2009-10 team won 28 games and earned a No. 3 seed in the NCAA South Region before collecting the school's first NCAA Tournament victory in 60 years with a 68-59 win over Sam Houston State. The Bears then defeated Old Dominion and Saint Mary's to reach their first Regional Final since 1950, where they lost to eventual national champion Duke. Three players were selected All-Big 12, including Big 12 Newcomer of the Year **Ekpe Udoh**.

Baylor was ranked throughout the 2011-12 season for the first time in program history, reaching as high as No. 3 in the polls and never dropping lower than 14th, as the school won a school-record 30 games. A program-record three players (**Perry Jones III**, **Quincy Acy** and **Quincy Miller**) were selected in the 2012 NBA Draft.

In 2010-11, **Lace Darius Dunn**, who became just the second Bear to notch First Team All-Big 12 honors, became the Big 12 and school's all-time leading scorer with 2,285 points (which was eclipsed by **Buddy Hield** in 2016).

Tang again played a significant role in leading Baylor to 23 wins and the program's first national tournament championship in 2012-13 when the Bears went on a five-game run to the NIT title. The team then ran off a string of four consecutive NCAA Tournament appearances, including Sweet 16 runs in both 2013-14 and 2016-17.

In 2013-14, Baylor won 26 games and advanced to the Sweet 16 for the third time in a five-year stretch with wins over Nebraska and Creighton to become one of only 12 programs to accomplish that feat between 2010 and 2014. The Bears won 12 of their last 15 games, including three in a 3-day span to reach the Big 12 Championship game.

The 2014-15 team won 24 games, including seven over Top 25 opponents, and earned a No. 3 seed in the NCAA Tournament to reach the "Big Dance" in consecutive seasons for the first time in school history. Three Bears (**Kenny Chery**, **Rico Gatherers** and **Taurean Prince**) earned All-Big 12 honors, while Gatherers was named an All-American.

Baylor continued its streak of NCAA Tournament appearances in 2015-16 and 2016-17, as the Bears reached new heights by earning their first No. 1 national ranking on January 9, 2017. The 2015-16 squad posted a 20-win season for the five consecutive season, tallying 22 victories, including 10 in Big 12 play.

The 2016-17 team rolled to a 15-0 start, climbing from unranked to No. 1 in an eight-week span. They had victories over four Top 10 teams, including No. 4 Oregon, No. 7 Xavier and No. 10 Louisville in the first eight games. The Bears made a third Sweet 16 in a 6-year span with victories over New Mexico State and USC. Four Bears (**Johnathan Motley**, **Manu Lecomte**, **Jo Lual-Acuil, Jr.** and **Ish Wainright**) earned All-Big 12 accolades with Motley winning the 2017 Karl Malone Power Forward of the Year Award and becoming the first consensus All-American.

Although injuries led to a 2-7 start in Big 12 play and derailed a fifth-straight NCAA Tournament appearance in 2017-18, Baylor rallied to win seven of its last 12 games to finish the season with 19 wins and earn a seventh consecutive postseason appearance, advancing to the second round of the NIT.

Baylor extended its school-record streak to eight consecutive postseason appearances in 2018-19, as the Bears posted a 20-14 record, including notable victories at Arizona and at home over Oregon, and made a return to the NCAA Tournament. The team went from being picked ninth in the Big 12 preseason poll to winning 10 league games and finishing fourth despite losing four projected starters to injuries throughout the season.

#### ■ Heritage Christian Academy (1993-2003)

Prior to his time at Baylor, Tang built a powerhouse at Heritage Christian Academy, a birth-through-high school private school in Cleveland, Texas, as both the head coach and athletic director, guiding the Eagles to four TAPPS Division A state championships (1995, 1999, 2000, 2001) from 1993 to 2003. His program gained national attention in 2001 when **Cedrick Hensley** scored 101 points in a game.

Tang became known for producing Division I athletes at Heritage Christian, including his most-publicized recruit **Vakeaton "Von" Wafer**, a 2003 McDonald's All-American who played at Florida State and was drafted by the L.A. Lakers in 2005. Wafer played for seven different NBA teams in his 14-year professional career. His last two teams featured a number of Division I signees including **Cedrick Hensley** (Houston), **Elijah Miller** (Houston), **Marlon Pompey** (Texas A&M), **Lamar Hurd** (Oregon State), **Tim Mayes** (Richmond) and **Tyler Jones** (St. John's).

#### ■ Personal

Tang was born in San Fernando, Trinidad. He migrated with his parents (**Paul** & **Bano Tang**) to St. Croix, U.S. Virgin Islands until age 10 when his family moved to Texas. He and his wife, **Careylyen (Rey)** have a son, **Seven**, and a daughter, **Aylyn**. Both **Seven** and **Aylyn** are students at K-State. Tang also has two adopted sons in **Lamar** and **Richard Hurd**. Lamar and his wife, **Bethany**, live in Portland, Ore., while **Richard** and his wife, **Leah**, live in Las Vegas. His in-laws (in-loves) are **Calvin** and **Carolyn Carter**.



THE TANG FAMILY

Top photo (left to right): Daughter Aylyn, Wife Careylyen, Tang and son Seven

Photo to left (left to right): Son Seven, Father Paul, Mother Bano, Tang, Wife Careylyen, in-laws Carolyn and Calvin Carter, Daughter Aylyn.





## Jerome Tang's "Life-Defining Moment" and his lifelong friendship with Baylor's Scott Drew

## How Jerome Tang's life changed over a slab of ribs, three phone calls and Scott Drew's unwillingness to accept "no" for an answer

The following account was taken from "The remarkable rise of Jerome Tang to the head chair at No. 2 Baylor" written by The Athletic's C.J. Moore (@CJMooreHoops) on Nov. 28, 2020 and re-told again in "How New Kansas State Coach Jerome Tang is elevating the Wildcats' Standard" also written by Moore for The Athletic on July 27, 2022.

When **Scott Drew** got the Baylor job in 2003, **Jerome Tang** was making \$16,000 a year as the basketball coach and athletic director at Heritage Christian, a small private school in Cleveland, Texas, with few resources that he had turned into powerhouse. He drove a 1992 baby blue Honda Accord with a bumper that was held on by a wire after one of his players backed it into a light pole. The care was symbolic of his priorities. It was the first car he'd ever purchased, and he had skimped on the radio and passenger-side mirror because he didn't want to pay extra. He never installed a radio, because without it, it forced his players to talk to him. He also taught all of his players how to drive a stick shift with that car.

This kind of devotion to his players was respected by those who witnessed it, and it's why's Tang's name kept coming up in conversations Drew was having with people. One was from **Rick Darnell**, a high school administrator who told Drew if he wanted an assistant who was a Christian and could recruit Texas, he should consider Tang. The second was **Mike Kunstadt**, who ran the *Great American Shootout* and had a scouting service in Texas, and upon being apprised of Drew's plan — recruit guards from the South and bigs from overseas — he told him he needed to get to know Tang. The third was **Hal Pastner**, who started the *Houston Hoops* program that Tang coached. Once Drew told Pastner about his faith and coaching philosophies, Pastner told him he needed to meet Tang.

"Now he'd heard my name three times," Tang says now. "It just happened to be the right three people."

Tang wanted to talk to Drew too. Not because he wanted a job; he wanted a player. Drew had received a commitment from **Mamadou Diene**, and Tang was hoping Drew would place him at Heritage Christian.

When Drew called Tang back, he told him that Diene was staying in Africa, but he really wanted to meet him.

"I was like, nah," Tang recalls. "Any coach who got a job in the state, they always were like, I really want to talk to you about being on the staff. But really all they wanted to do was suck up to you, so they could get your players. And we had some good players at Heritage. And we had good players on the Hoops. I understood that."

Drew insisted, so Tang gave him all the reasons why he'd never hire him: Tang didn't have his college degree, and "you don't know me from Adam."

"The worst thing you can do is tell Scott Drew no," Tang says. "For the next 45 minutes, he is pounding me. *Just drive up to Waco and spend a few hours with me. I just want to meet you.*"

Tang finally relented, promising he'd make the drive two nights later. His wife, **Carelyen**, was pregnant with their second child (**Aylyn**) and had quit her job a month earlier. The family's insurance had run out, and unbeknownst to Tang, while he was visiting Drew in Waco, she had inquired if they could qualify for Medicaid. She was told no, and she sat in the parking lot in tears.

Tang, meanwhile, hit it off with Drew, who had 100 questions prepared to ask him. Three questions in, Drew abandoned his list and the two started talking movies. "It was like he was my kindred spirit," Drew says.

They visited for 3½ hours, and when Tang got up to leave, Drew told him, "Man, everybody told me you were here," Drew said, holding his hand up. "I figured you'd be about there. But you're like way up here. But I don't know ya. I don't know you, and you just don't hire guys you don't know."

"I told him, 'Coach, if God wants me at Baylor, there's nothing you can do to stop it. If God doesn't want me at Baylor, there's nothing you can do to make it happen.'"

Tang gave Drew a hug and returned home, figuring that was the end of it. He didn't even tell his wife about the meeting. The next day Drew called his dad, **Homer**, and told him he knew who he was going to hire for his final assistant, but he really liked a guy he'd met in Texas; he just didn't know him.

Homer told him to have dinner at Tang's house. "If you eat dinner at a man's house, you'll find out everything you need to know about him." So Drew called Tang and basically invited himself over.

"Now I've got to tell my wife," Tang says.

The Tangs were living paycheck to paycheck, and Tang scrounged up all the money they had: **\$10.81**. There was already a half of slab of ribs his father-in-law had made in the fridge. He bought another half a slab, potato salad and some bread. The meal was a hit, and Drew says he could feel the love in the home. Everything he wanted to feel he felt.

"It was one of those nights where you think you're going to be at a friend's house for an hour and then you end up being there for three hours," Drew says. "I realized, dang, we're a lot alike."



JEROME TANG AND SCOTT DREW

Photos courtesy of Baylor Athletics

As he left, Drew told Tang the job was his if he wanted it. He then apologized and told him Tang he could only offer him \$70,000.

As soon as Drew left, Tang got a call from **Leonard Hamilton**, who had just completed his first season at Florida State.

"Coach Hamilton, anything that I need to do?" Tang asked. "He said, just get on your knees and thank God."

And that's what Tang did. He dropped to his knees and wept.

Fast forward to 2022, 19 years after those Tang's initial conversations with Drew.

The duo have experienced the ultimate highs of highs (NCAA title) and the lows of lows (NCAA probation) while sharing the same sideline.

Together, the friends helped Baylor to a 397-22 (.641) record, including a 361-153 (.702) mark since 2007-08, to go with 13 postseason appearances (10 NCAA Tournaments, 3 NITs), one NCAA title (2021), one NIT title (2013) and a pair of Big 12 regular season championships (2021, 2022). Through the years, they coached 11 All-Americans, including consensus selections **Johnathan Motley** (2017) and **Jared Butler** (2021), a National Defensive Player of the Year in **Davion Mitchell** (2021) and 58 All-Big 12 honorees, including nine on the First Team, as well as 12 NBA Draft picks of which seven are currently playing in the league.

However, despite all those accomplishments, it was Tang's selection as K-State's head coach in March 2022 that called for a special celebration among those friends.

"When Coach Drew found out I got the job, he came over that night and he brought with him a bottle of wine that someone had given to him in 2003 when he took the job at Baylor," as Tang related the story at his introductory press conference on March 24. "They told him, 'I want you to drink this when you want to celebrate something that's really, really great.' Well, we won a NIT championship, we went to Sweet 16s, we went to two Elite Eights, we went to a Final Four and a National Championship, and won the Big 12 again (in 2022), and that bottle was still closed. *But when I got this job, he came over with his wife to open that with me.*"

Tang related the story to express how he intends to run his program at K-State.

"See, those kinds of ties, those deep bonds that take colleagues to become friends and to become brothers for life, that's what we're gonna do here. I plan to be at your weddings. I plan to send you something for when you have your first son or daughter is born. I'm going to have the picture up on my refrigerator and in my office. *The kind of bonds that are not broken when you change colors, the kind of bonds that are not broken by distance or time.*

**Scott Drew** is a terrific man, but I expect you students to give him a hard time when they come here."





[@Coach\\_Maligi](#) / [Coach\\_Maligi](#)

# Ulric Maligi

Associate Head Coach / First Season at K-State  
Howard '06

Pronounced  
YUR-ick MAL-uh-ghee

⇒ Full bio at [kstatesports.com/UlricMaligi](http://kstatesports.com/UlricMaligi)

## Career

Considered one of the nation's top assistant coaches, **Ulric Maligi** is in his first season at Kansas State in 2022-23 after being selected as the program's associate head coach on April 1, 2022, by first-year head coach **Jerome Tang**.

Maligi is one of just 12 associate head coaches under the age of 40 at the major college level (AAC, ACC, Big 12, BIG EAST, Big Ten, Pac-12 and SEC), including the youngest such coach in the Big 12.

"We are excited to welcome Ulric, his wife Courtney and son JJ to the K-State Family," said Tang upon his hiring. "When I began the process of building my staff, Ulric was at the top of my list. He is not only one of the best recruiters that I have ever been around, but he is one of the top basketball minds in the country, having learned from some of the best in the business. In addition to his talents as a coach, he is also an outstanding husband and father and will be a perfect fit in helping me and the rest of the staff elevate this program."

An assistant coach with 15 years of experience and deep ties to the state of Texas, Maligi arrives at K-State after spending the three seasons on staff with head coach **Chris Beard** at both Texas Tech (2019-21) and Texas (2021-22). In addition to his time with the Red Raiders and Longhorns, he has also been an assistant at UT-Arlington (2006-07), Stephen F. Austin (2007-10), Houston (2010-12), SMU (2012-15) and Texas A&M (2016-19).

All told, Maligi has been a part of coaching staffs that have nearly won 300 games – averaging nearly 20 wins per season in his coaching career – and advanced to the postseason on seven occasions, including five NCAA Tournaments (2009, 2015, 2018, 2021, 2022). He has also helped teams register seven 20-win seasons, including at least one at four of his seven stops, and collect five conference titles. In addition to his coaching experience, he also spent a year (2015-16) as the National Scouting Director for John Lucas Enterprises based in Houston.

"My family and I are honored and extremely excited to partner with Coach Tang and the K-State family," said Maligi upon his hiring. "The past three seasons, I grew as a basketball coach and tactician under the tutelage of Coach **Chris Beard** at Texas and Texas Tech. During our time together, we accomplished many special things. I look forward to being a part of impacting the young men's lives we are blessed to coach here at K-State on and off the court. Under the leadership of Coach **Jerome Tang**, I'm confident K-State basketball will consistently be one of the top teams in the country. His impact on my life for the last 20 years made my decision easy to join him in Manhattan. He's an elite coach, communicator, culture creator and leader of men well beyond the court."

Maligi has been lauded for his accomplishments on the court, as he was recognized by both ESPN and *The Athletic* on their "40 under 40" lists for the top individuals in college basketball. He was listed 14th on *The Athletic's* "40 under 40" list by **Seth Davis** which acknowledged the rising stars under the age of 40 in November 2021, while a group of ESPN writers selected him 13th on their list of top coaches under the age of 40 in May 2020.

Maligi's list of honors grew again in May 2022 when he was included on a list of the "Most Impactful High Major Assistant Coaches in Division I Basketball" by Silver Waves Media.

Known for his abilities to recruit high-level players, Maligi has coached and/or recruited 18 NBA players in his coaching career, including **Sterling Brown** (Houston Rockets/SMU), **Danuel House, Jr.** (Utah Jazz/Houston), **Mac McClung** (Golden State Warriors/Texas Tech), **Shake Milton** (Philadelphia 76ers/SMU) and **Robert Williams III** (Boston Celtics/Texas A&M). In all, he has also helped sign 20 prospects ranked among the top 100 nationally.

Maligi was instrumental in helping Texas Tech sign a recruiting class in 2020 that was ranked No. 7 nationally by *Rivals* and No. 9 by *247Sports*. He was also part of a staff that delivered Top 20 recruiting classes at both SMU (No. 14 in 2014) and Houston (No. 20 in 2012). Most recently, he helped sign a consensus top 10 class at Texas in 2022 that was ranked No. 7 nationally by *Rivals* and No. 10 by *247Sports*. The class included pledges from two 5-stars and a 4-star recruit and was highlighted by McDonald's All-American **Dillon Mitchell**.

Maligi was apart of 58 wins and two NCAA Tournament appearances in three seasons as an assistant coach for Beard at both Texas Tech (2019-21) and Texas (2021-22). A likely third NCAA Tournament appearance in 2020 was cancelled due to the COVID-19 pandemic.

## At Texas (2021-22)

In his lone season at Texas, Maligi helped the Longhorns post a 22-12 record, including a fourth-place finish with a 10-8 mark in the Big 12, and earn a No. 6 seed in the NCAA Tournament, where they collected their first NCAA Tournament win since 2014 with an 81-73 first-round victory over Virginia Tech before losing to No. 10/9 Purdue in round two. The 22 wins were the most by a Texas team since the 2013-14 season.

Texas led the Big 12 in scoring defense (60.65), while the Longhorns were second in free throw percentage (74.6) and turnover margin (+3.35). All five starters earned All-Big 12 honors from the league coaches, including Second Team and All-Newcomer distinction by **Timmy Allen** and Third Team honors by **Marcus Carr**.



ULRIC MALIGI

## The Maligi File

### Experience

- 16th Season (First at K-State) | Hired on April 1, 2022

### Education

- Howard University, 2006 (B.A. Exercise Physiology) *cum laude*

### Coaching History

- 2006-07 — UT-Arlington [Assistant Coach]
- 2007-10 — Stephen F. Austin [Assistant Coach]
- 2010-12 — Houston [Assistant Coach]
- 2012-15 — SMU [Assistant Coach]
- 2015-16 — John Lucas Enterprises [National Scouting Director]
- 2016-19 — Texas A&M [Assistant Coach]
- 2019-21 — Texas Tech [Assistant Coach]
- 2021-22 — Texas [Assistant Coach]
- 2022-present — Kansas State [Associate Head Coach]

### Postseason Experience (6)

- at Stephen F. Austin: 2008 (NIT), 2009 (NCAA Tournament First Round)
- at SMU: 2014 (NIT); 2015 (NCAA Tournament First Round)
- at Texas A&M: 2018 (NCAA Tournament Sweet 16)
- at Texas Tech: 2020 (expected NCAA Tournament bid but was cancelled due to COVID-19), 2021 (NCAA Tournament Second Round)
- at Texas: 2022 (NCAA Tournament Second Round)

### Championships Experience (5)

- at Stephen F. Austin: 2008, 2009 (Southland Conference regular-season title), 2009 (Southland Conference Tournament title)
- at SMU: 2015 (American Athletic Conference [AAC] regular-season & tournament titles)

### Coaching Accolades (4)

- Ranked 13th on the "40 under 40" list of rising coaches under the age of 40 [ESPN]
- Ranked 14th on the "40 under 40" list of rising coaches under the age of 40 [*The Athletic*]
- "Most Impactful High Major Assistant Coaches in Division I Basketball" [Silver Waves Media]
- 2021 Top Connect symposium

*Ulric Maligi*





# ULRIC MALIGI

## Associate Head Coaches under 40 at the Major College Level

(AAC, ACC, Big 12, BIG EAST, Big Ten, Pac-12, SEC)

- Joe Krabbenhoft, Wisconsin (34)
- Adam Cohen, Xavier (35)
- Jake Diebler, Ohio State (35)
- George Halcovege, Villanova (35)
- Devin Johnson, Texas A&M (35)
- Chris Capko, USC (37)
- Adam Fisher, Penn State (37)
- Brandin Knight, Rutgers (38)
- **Ulric Maligi, K-State (38)**
- Will Conroy, Washington (39)
- Andy Fox, Vanderbilt (39)
- Adam Mazarei, Vanderbilt (39)

### ■ At Texas Tech (2019-21)

Texas Tech won 18 games in each of Maligi's two seasons as an assistant coach and most likely would have earned two NCAA Tournament appearances if not for the 2020 tournament being canceled due to COVID-19.

The 2020-21 Red Raiders posted an 18-11 record and advanced to the NCAA Tournament Second Round before a narrow 68-66 loss to Elite Eight-bound Arkansas. The team was ranked in the AP Top 25 throughout the entire season for the first time in school history, reaching as high as No. 7 in February. Among their 18 victories were three over Top-15 opponents, including a sweep of Texas, and a home win over No. 9 Oklahoma.

Tech led the Big 12 in scoring defense (63.2 ppg.) in 2020-21, while was second in scoring margin (+9.3) and turnover margin (+5.21). Four players earned All-Big 12 accolades, including Second Team selection **Mac McClung** and Third Team pick **Terrence Shannon, Jr.**

During the abbreviated 2019-20 season, Texas Tech finished with an 18-13 record, including a tie for third in the Big 12 with a 9-9 mark. The Red Raiders had two top-15 wins, including a victory over No. 1 Louisville, 70-57, at the Jimmy V Classic and against No. 12 West Virginia. The squad led the Big 12 in 3-point field goal percentage (35.6) and assists (15.3 apg.), while was second in field goal percentage (45.2) and free throw percentage (75.4).

Three players earned All-Big 12 recognition in 2019-20, including Second Team and All-Freshman selection **Jahmi'us Ramsey**. Following the season, Ramsey was drafted No. 43 overall by the Sacramento Kings.

### ■ At Texas A&M (2016-19)

Maligi worked three seasons (2016-19) at Texas A&M for head coach **Billy Kennedy**, helping the Aggies win 52 games and advance to the 2018 Sweet 16. During their magical run to the Sweet 16, the team defeated Providence and North Carolina before falling to Michigan to cap the 2017-18 season with 22 wins.

Maligi helped mentor a pair of All-SEC selections during his time in College Station, including Second Team pick **Robert Williams III** in 2017 and First Team pick **Tyler Davis** in 2018. Williams was selected with the No. 27 overall pick by the Boston Celtics in the 2018 NBA Draft.

### ■ At SMU (2012-15)

Maligi spent three seasons (2012-15) as an assistant coach at SMU under Hall of Fame head coach **Larry Brown**. After a 15-17 record in year one, he was part of staff that guided the Mustangs to consecutive 27-win seasons and included trips to the NIT Finals in 2014 and the NCAA Tournament in 2015.

Maligi helped SMU post the third-best turnaround in Division I in his second season with a plus-12-win total, as the Mustangs tallied a 27-10 record and advanced to the 2014 NIT Championship game. The school then took another step in 2014-15, winning the inaugural American Athletic Conference regular-season and tournament titles and advancing to the NCAA Tournament for the first time since 1992-93.

During his stint at SMU, Maligi helped coach five American All-Conference selections, including 2015 AAC Player of the Year and two-time First Team pick **Nic Moore**, 2015 AAC Sixth Man of the Year and two-time Second Team pick **Markus Kennedy** and 2015 AAC Most Improved Player **Yanick Moreira**.

In addition, three Mustang players who signed during Maligi's time were later selected in the NBA Draft, including **Sterling Brown** (No. 46 by the Milwaukee Bucks in 2017), **Semi Ojeleye** (No. 37 by the Boston Celtics in 2017) and **Shake Milton** (No. 54 by the Dallas Mavericks in 2018).

### ■ At John Lucas Enterprises (2015-16)

In between his stints at SMU and Texas A&M, Maligi worked as the national scouting director for John Lucas Enterprises in Houston for one year (2015-16). In his role, he helped identify, evaluate and skill train talented players from across the country. He also served as the camp director for all of Lucas' fifth through 12th grade camps and mentored student-athletes who participated in the drug rehabilitation program.

### ■ At Houston (2010-12)

Maligi spent two seasons (2010-12) at Houston as an assistant under head coach **James Dickey**. His recruiting prowess was on full display while with the Cougars, as he played a role in building the school's top 20 recruiting class that included a pair of ESPN top-100 signees in **Danrad "Chicken" Knowles** and 2012-13 Conference USA Freshman of the Year **Danuel House**. He also recruited **TaShawn Thomas**, an ESPN top-100 recruit, who earned C-USA All-Freshman Team honors in 2011-12 and was a First Team selection in 2012-13.

### ■ At Stephen F. Austin (2007-10)

Maligi had a highly productive three-year stint (2007-10) as an assistant coach at Stephen F. Austin under head coach **Danny Kaspar**, helping the Lumberjacks post a 73-23 record, including a 37-11 mark in league play to go along with two Southland Conference regular-season championships (2008, 2009), three division titles (2007, 2008, 2009) and one tournament championship (2009). SFA advanced to the postseason twice during his tenure, including the first-ever trips to the NIT (2008) and the NCAA Tournament (2009) in the school's Division I era.

Maligi helped coach a pair of Southland Conference Players of the Year in **Josh Alexander** (2008) and **Matt Kingsley** (2009) at SFA to go along with six total all-conference selections. Alexander and Kingsley were both two-time all-league picks, including first team honors for Alexander in 2008 and Kingsley in 2009.

### ■ At UT-Arlington (2006-07)

Maligi began his coaching career as an assistant coach under head coach **Scott Cross** at UT Arlington in 2006-07. Two Mavericks were honored by the Southland Conference that season, as **Jermaine Griffin** was selected to the First Team and **Ro'ger Guignard** was league's Freshman of the Year. Griffin ranked 11th nationally in field goal percentage (62.5). Maligi also recruited **MarQuez Haynes** to UTA, who became arguably the greatest player in school history and had his jersey retired by the school in 2021. Haynes was named the SLC Player of the Year and an AP Honorable Mention All-American after averaging a school-record 22.6 points per game in 2009-10.

### ■ Personal

Maligi was selected to participate in the 2021 *Top Connect* symposium, which helps connect assistant coaches with athletic administrators from around the country. He has also been involved in the NCAA and BCA Achieving Coaching (ACE) Program, which seeks to prepare minority coaches for success as future head coaches.

Maligi graduated cum laude from Howard University with a bachelor's degree in exercise physiology in 2006.

A native of Arlington, Texas, Maligi and his wife, **Dr. Courtney Maligi**, have a son, **JJ (Justin Josiah)**.





@Coachreem4ever / 4evercoachreemvi/

# Jareem Dowling

Assistant Coach / First Season at K-State  
Maryland-Eastern Shore '05

Pronounced  
JAH-reem

## Career

⇒ Full bio at [kstatesports.com/JareemDowling](http://kstatesports.com/JareemDowling)

**Jareem Dowling** is in his first season at Kansas State in 2022-23 after being the first announced member of head coach **Jerome Tang's** inaugural coaching staff on March 29, 2022.

An assistant coach with 16 years of experience as well as 12 years of international head coaching experience, Dowling arrives at K-State after spending the last six seasons on staff with **Grant McCasland** at both Arkansas State (2016-17) and North Texas (2017-22). In addition to his time with the Red Wolves and Mean Green, he has also been an assistant at the NJCAA level at Cecil College in Maryland (2005-08), the Division II level at Slippery Rock (2008-11) as well as Morehead State (2011-12) and Southern Miss (2012-15).

Dowling also brings extensive international experience having served as the head coach for the U.S. Virgin Islands Junior National Team as well as an assistant coach on the Senior National Team since 2007. During his time with the junior team, he has guided them to two silver medals (2008 U16 Centrobasket and 2015 U17 Centrobasket) and two bronze medals (2009 and 2011 U17 Centrobasket) at international competitions.

Dowling has been a part of coaching staffs that have won 361 games — averaging nearly 23 wins per season in his coaching career — and advanced to the postseason on nine occasions, including the 2006 NJCAA Division II National Championship, three trips to the NIT (2013, 2014, 2022) and a memorable run to the Second Round of the 2021 NCAA Tournament with North Texas. He has also helped teams to 12 seasons of at least 20 wins, including three 30-win campaigns, and collect four conference titles (2014, 2020, 2021, 2022). In addition, he has head coaching experience at the prep school level, guiding Scotland Performance Institute in Scotland, Pa., to 19 wins in 2015-16.

Dowling has been praised for his abilities to recruit at a high level especially at North Texas, where he played a significant role in the recruitment of **Javion Hamlet**, the 2020 C-USA Player of the Year and Male Student-Athlete of the Year and 2021 C-USA Tournament MVP, as well as **Roosevelt Smart**, who became the program's single-season scoring record holder with 742 points (19.5 ppg.) in 2017-18. In 2021-22, four Mean Green players earned All-Conference USA honors, including Newcomer of the Year and First Team selection **Tylor Perry**.

Dowling just completed a five-year stint (2017-22) at North Texas, where he helped the Mean Green set the school single season records for overall wins (25) and conference wins (16) en route to collecting a third consecutive Conference USA Championship in 2021-22. In addition, the team ended the season with the nation's best scoring defense (55.7 ppg.), which was the best such mark in Conference USA history.

In five seasons at North Texas, Dowling helped lead the Mean Green to 104 wins, three conference championships, the program's first wins in both the NCAA Tournament and NIT, a 2018 CBI Championship, the most wins (25) in a single season and twice setting the school record for most conference wins in a season. When Dowling and the staff joined UNT in 2017-18 they inherited a program that had won just eight games.

Dowling followed McCasland to North Texas after one season (2016-17) at Arkansas State, where he helped the Red Wolves double their win total with a 20-12 overall record, including an 11-7 mark in Sun Belt play.

Dowling spent one season (2015-16) as the head coach at the Scotland Performance Institute, where he developed several players that went on to earn college scholarships, including three with Division I programs.

Dowling spent seven years as an assistant coach at Division II Slippery Rock (2008-11), Morehead State (2011-12) and Southern Miss (2012-15). He was part of three consecutive winning seasons at the Rock.

Dowling began his coaching career as an assistant coach for his former college coach, the legendary **Bill Lewit** at Cecil College in North East, Md., in 2005. He was part of winning three Maryland JUCO regular season titles, two region tournament championships and one NJCAA Division II National Championship.

Dowling started his college playing career at Cecil, where he played two seasons (2000-03) before transferring and becoming a two-year starter and two-time captain at Maryland-Eastern Shore (2003-05). He was a two-year starter for the Seahawks, leading the team to the 2001 Maryland JUCO regular-season championship as a freshman before returning from an injury to guide the squad to the NJCAA Division II Final Four as a sophomore in 2003.


A native of St. Croix, U.S. Virgin Islands, Dowling moved to the Wilmington, Del., when he was adopted at age 15. He led Howard High School to the Blue Hen Flight B Championship game and a trip to the state's final four as a senior in 2000 en route to earning honorable mention all-state and first team all-conference honors.

Dowling earned a bachelor's degree in sociology from UMES in 2005, while he added a master's degree in Sports Management from California University of Pennsylvania in 2011.

Dowling and his wife, **Cierra** were married by **Jerome Tang**. He has a daughter, **Laiya**, from a previous relationship.

## Dowling Scores 22 points vs. Baylor, Tang in 2004

Dowling's first meeting with **Jerome Tang** came when he was playing at UMES, as he scored a career-high 22 points against the Bears on Dec. 22, 2004.



JAREEM DOWLING

## The Dowling File

### Experience

- 17th Season (First at K-State) | Hired on March 29, 2022

### Education

- University of Maryland-Eastern Shore, 2005 [B.A. Sociology]
- California University [Pa.], 2011 [M.A. Sports Management]

### Coaching History

- 2005-08 — Cecil College [Md.] [Assistant Coach]
- 2008-11 — Slippery Rock [Pa.] [Assistant Coach]
- 2011-12 — Morehead State [Assistant Coach]
- 2012-15 — Southern Miss [Assistant Coach/Recruiting Coordinator]
- 2015-16 — Scotland Performance Institute [Pa.] [Head Coach]
- 2016-17 — Arkansas State [Assistant Coach]
- 2017-22 — North Texas [Assistant Coach]
- 2007-present — U.S. Virgin Islands Junior National Team [Head Coach] / USVI Senior National Team [Assistant Coach]
- 2022-present — Kansas State [Assistant Coach]

### International Coaching Experience (4)

- U16 Centrobasket: 2008 (silver medal) *head coach*
- U17 Centrobasket: 2009 (bronze medal), 2011 (bronze medal), 2015 (silver medal) *head coach*

### Postseason Experience (9)

- at Cecil College: 2006, 2007, 2008 (NJCAA Division II Tournament)
- at Slippery Rock: 2011 (NCAA Division II Tournament)
- at Southern Miss: 2013 (NIT), 2014 (NIT)
- at North Texas: 2018 (CBI), 2021 (NCAA Tournament), 2022 (NIT)

### Championships Experience (5)

- at Southern Miss: 2014 (Conference USA)
- at North Texas: 2018 (CBI), 2020 (Conference USA), 2021 (Conference USA), 2022 (Conference USA)





[@CoachRodPerry](#) / [CoachRodPerry](#)

## Rodney Perry

Assistant Coach / First Season at K-State  
Missouri State '94

### Career

⇒ Full bio at [kstatesports.com/RodneyPerry](http://kstatesports.com/RodneyPerry)

**Rodney Perry** is in his first season at Kansas State in 2022-23 after being selected as the final member of head coach **Jerome Tang's** inaugural coaching staff on July 27, 2022.

Perry, a finalist for the 2022 *Jersey Mike's* Naismith High School Boys Coach of the Year, arrives at K-State after spending the past season building Link Academy in Branson, Mo., into a national powerhouse, as the Lions finished as the national runner-up at the GEICO National Tournament with a 34-2 record.

In addition, Perry recently led the AAU program that he helped found – MOKAN Elite – to their third championship at the prestigious Nike Peach Jam (2016, 2019, 2022) with a 53-52 win over Team Takeover on July 24 to cap a 27-3 season. MOKAN Elite's three championships are the most by any team in the 26-year history of the signature Nike EYBL (Elite Youth Basketball League) summer event held in North Augusta, S.C.

All told, Perry's Link Academy (34-2) and MOKAN Elite (27-3) teams went a combined 61-5 during 2021-22.

Overall, Perry has 28 years of coaching experience with 15 on the college level, including six as the head coach at NAIA Avila University in Kansas City from 2010-16. On top of that, he is a co-founder and former head coach of two ultra-successful AAU teams in the Springfield (Mo.) Rockets (1994-2003) and MOKAN Elite (2006-16, 2018-19, 2021-22). In addition to the three Peach Jam titles, he won the 1995 AAU National Championship with the Rockets.

Perry has served as a head coach on six occasions at the professional, college and high school ranks, including Purdy (Mo.) High School (2001-02), Miller (Mo.) High School (2006-07), the Kansas City Stars ABA Basketball Club (2009-10), Avila University (2010-16), Summit Christian (Okla.) Academy (2018-19) and Link Academy (2021-22).

Perry has also had a hand in the development of a number of NBA players during his career, most notably Atlanta Hawks superstar **Trae Young**, Detroit Piston **Alec Burks**, Denver Nugget **Michael Porter, Jr.** and Philadelphia 76er **Shake Milton** as well as 2022 first-round draft picks **Ochai Agbaji** (Cleveland Cavaliers) and **Christian Braun** (Denver Nuggets). In all, he counts 10 former players on NBA rosters.

In his one season with Link, Perry nearly made coaching history by leading the first-year program to the GEICO national title before falling to powerhouse Montverde Academy, 60-49, in the championship game on April 2. The Lions opened the season with 26 wins in a row, spending time as the nation's top-ranked team, before their lone regular-season loss to No. 1 Sunrise Christian. They were No. 2 in the final ESPN High School Boys Basketball Top 25.

While at Link, Perry coached a pair of McDonald's All-Americans in **Julian Phillips** (Tennessee commit) and **Jordan Walsh** (Arkansas commit) in 2021-22, while Phillips and Walsh were joined by **Tarris Reed** (Michigan commit) on the Jordan Brand Classic All-America Team for which Perry was selected as a head coach.

Perry has coached at six schools in his 15-year coaching career, including Southwest Baptist (2002-03), Duquesne (2003-06), Western Illinois (2007-08), Avila (2010-16), Oral Roberts (2016-18) and Kansas City (2019-21).

From 2010-16, Perry was the head coach at Avila University, a small private NAIA program of 1,500 students in suburban Kansas City. He led the Eagles to 81 victories in six seasons, including the school's first 20-win campaign in 15 years in 2015-16. He developed a two-time All-American in **Sedrick Johnson**, who was an NAIA Second Team All-American and the Heart of America Athletic Conference Defensive Player of the Year in 2015-16. In all, he coached two Defensive Players of the Year (**Curtis Churchman**, Johnson) and 16 all-conference players.

Perry began his coaching career as an assistant coach in the Missouri high school system in 1994. He coached at Willard and Springfield Central High Schools before landing his first head coaching position at Purdy High School in Purdy, Mo., in 2001-02. He led Purdy to its best record in 10 years before accepting his first college coaching career as an assistant at Division II Southwest Baptist under head coach **Jerry Kirksey** in 2002-03.

Perry also has extensive experience with USA Basketball, serving as the head coach the USA Nike World Challenge Team, which won the gold medal in 2015 and a bronze medal in 2012, while he was an assistant coach on the gold-medal winning 2016 Team USA U17 and 2019 Team USA U16 World Championship teams. He also coached for the USA Men's West Team at the 2012 and 2015 Nike Global Challenges.

A native of Fort Smith, Ark., Perry played at Arkansas-Fort Smith (1989-91) and Missouri State (1991-93), helping the Bears to a pair of postseason appearances, including the 1992 NCAA Tournament under legendary head coach **Charlie Spoonhour**. A two-time member of the MVC All-Defensive Team, he led the team in steals in each of his two seasons at Missouri State, while he was named to the Missouri Valley (MVC) All-Tournament after leading the school to the 1992 MVC title. He earned a bachelor's degree in Physical Education from Missouri State in 1994.

Perry and wife, **Leslie**, have two sons, **Darris** and **Devrin**, and a daughter, **Darian**.



RODNEY PERRY

### Perry Has a Memorable 2021-22 in Coaching

Perry's teams were a combined 61-5 in 2021-22, as his Link Academy team went 34-2 and were the national runner-up, while his MOKAN Elite team went 27-3 and won the Peach Jam.

### The Perry File

#### Experience

■ 29th Season (First at K-State) | Hired on July 27, 2022.

#### Education

■ Missouri State, 2002 (B.A. Physical Education)

#### Coaching History

- 1994-2003 — Springfield [Mo.] Rockets AAU program [Founder/Head Coach]
- 2001-02 — Purdy [Mo.] High School [Head Coach]
- 2002-03 — Southwest Baptist [Assistant Coach]
- 2003-06 — Duquesne [Assistant Coach]
- 2006-07 — Miller [Mo.] High School [Head Coach]
- 2006-16 — MOKAN Elite [Founder/Head Coach] also 2018-19; 2021-22
- 2007-08 — Western Illinois [Assistant Coach]
- 2009-10 — Kansas City Stars ABA Basketball Club [Head Coach]
- 2010-16 — Avila [Mo.] University [Head Coach]
- 2016-18 — Oral Roberts [Associate Head Coach]
- 2018-19 — Summit Christian [Okla.] Academy [Head Coach]
- 2019-21 — Kansas City [Assistant Coach]
- 2021-22 — Link [Mo.] Academy [Head Coach]
- 2022-present — Kansas State [Assistant Coach]

#### USA Basketball Experience (2)

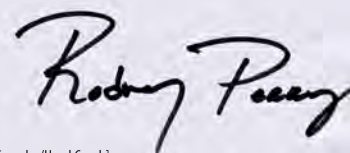
■ USA Nike World Challenge Team: 2012 (bronze medal), 2015 (gold medal) *head coach*

#### Championships Experience (5)

- at Link Academy: 2022 (GEICO National Tournament runner-up)
- at MOKAN Elite: 2016, 2019, 2022 (Nike Peach Jam champions) | 2012, 2016, 2018, 2019, 2022 Peach Jam Final Fours
- at Springfield Rockets: 1995 (AAU National Championship)

#### Coaching Accolades (3)

- 2022 *Jersey Mike's* Naismith High School Boys Coach of the Year finalist [Link Academy]
- 2016 *Indihoops* National Coach of the Year [MOKAN Elite]
- 1996 AAU Coach of the Year [Springfield Rockets]







## Marco Borne

Chief of Staff / First Season at K-State  
Dillard [La.] University '03

@CoachBorne / coachmarcoemaw

### Career

⇒ Full bio at [kstatesports.com/MarcoBorne](http://kstatesports.com/MarcoBorne)

Hall of Fame head coach **Marco Borne** is in his first season at Kansas State in 2022-23 after being selected as the program's Chief of Staff on March 29, 2022, by first-year head coach **Jerome Tang**.

Borne has 20 years of experience, including 14 as a head coach at both the high school and NAIA levels. He has served as the head coach at three different NAIA programs, including his alma mater Dillard University (2000-04), Southern University-New Orleans (2006-07) and Paul Quinn College (2009-11), in addition to a seven-year stint (2011-18) at Roosevelt High School in Dallas. He also has international coaching experience, as the head coach of the Haitian Junior National Team as well as an assistant coach for the Haitian Senior National Team from 2017-20.

Borne has helped lead five different programs to historical record-breaking seasons in his career, including a Louisiana high school state championship while coaching future NBA player **Greg Monroe** as an assistant coach at Cox High School in 2008. In addition to his ties in the Texas and Louisiana prep ranks, he has coached extensively in the international ranks, including in Haiti, Poland, Puerto Rico, Barbados and the U.S. Virgin Islands.

A native of New Orleans, Borne arrives at K-State after spending the 2021-22 season as the associate head coach at Alcorn State, where he helped the Braves to a record-breaking season, in which, a team picked seventh in the preseason poll won the Southwestern Athletic Conference (SWAC) regular-season title and advanced to the NIT. It was the school's first conference title in 20 years, while it was the first postseason appearance in 35 seasons.

ASU posted a 17-17 overall record against one of the toughest non-conference schedules in the country in 2021-22 en route to winning the SWAC regular-season title with a 14-4 mark and claiming the No. 1 seed at the conference tournament. The Braves advanced all the way to the championship game of the SWAC Tournament before falling to eventual champion Texas Southern. They earned a bid to the NIT where they lost 74-62 at Texas A&M, which lost in the NIT Championship game. Head coach **Landon Bussie** was selected as the SWAC Coach of the Year, while **Justin Thomas** was an All-SWAC Second Team selection.

Prior to his stint at Alcorn State, Borne spent three years (2017-20) as the head coach of the Haitian Junior National Team, helping the U16 squad finish second at the FIBA Centrobasket Championship in Hermosillo, Mexico in 2019. He also assisted with the Haitian National Team as they attempted to qualify for the Tokyo Olympics.

Borne was a high school coach at Roosevelt High School in Dallas for seven years (2011-18), helping transform a program from a 1-win season into one of the top programs in the state of Texas with the *Dallas Morning News* recognizing it as the best turnaround in the Dallas-Fort Worth area. His final team in 2017-18 won a school-record 22 games, climbing to as high as No. 9 in state rankings.

Borne spent two seasons (2009-11) as head coach at Paul Quinn College, an NAIA program in Dallas, guiding the school to a 21-11 record and earning Red River Conference Coach of the Year honors in 2010-11. The team advanced to the semifinals of the Red River Conference Tournament, which was the best finish in school history. He guided the school from a 2-win program prior to his arrival to his 21-win campaign in year two.

Borne had a two-year stint (2007-09) as an assistant coach at Cox High School in Harvey, Louisiana, helping the school to a 36-win season and their first Class 5A state championship in school history in 2007-08. During his time at Cox High, he helped mentor future NBA player **Greg Monroe**, who was named a McDonald's All-American and a Parade All-American after averaging 21 points and 14 rebounds per game.

Borne served as interim head coach at Southern University-New Orleans in 2006-07 during the aftermath of Hurricane Katarina. Despite a 6-man roster and no home gym, he helped guide the team to a fourth-place conference finish and a NAIA national ranking as high as No. 12.

Borne also spent time as an assistant coach at West Jefferson High School in New Orleans, where he helped the school to back-to-back undefeated district championships in 2005 and 2006.

Borne was the head coach at his alma mater Dillard University in New Orleans from 2000-04. A member of the school's Hall of Fame, he became the first coach in program history to qualify for the NAIA National Tournament in three consecutive seasons. He guided the Bleu Devils to both the Gulf Coast Athletic Conference (GCAC) regular season and tournament titles in 2001, earning conference and Louisiana Small College Coach of the Year honors. He became just the fourth coach in NAIA history to upset the top-seed in the first round of the national tournament with the school's win over Houston Baptist in 2003.

Borne earned a bachelor's degree in Education from Dillard in 2003, while he added a master's degree in Human Performance and Health Promotion from the University of New Orleans in 2006.

Borne has a wife, **Genean**.



### Borne Has Been a College Head Coach 3 times

Borne has 14 years of experience as a head coach, including stints at his alma mater - Dillard (2000-04), Southern-New Orleans (2006-07) and Paul Quinn (2009-11).

MARCO BORNE

### The Borne File

#### Experience

- 21st Season (First at K-State) | Hired on March 29, 2022

#### Education

- Dillard [La.] University, 2003 [B.A. Education]
- University of New Orleans, 2006 [M.A. Human Performance and Health Promotion]

#### Coaching History

- 2000-04 — Dillard [La.] [Head Coach]
- 2004-06 — West Jefferson [La.] High School [Assistant Coach]
- 2006-07 — Southern at New Orleans [Interim Head Coach]
- 2007-09 — Helen Cox [La.] High School [Assistant Coach]
- 2009-11 — Paul Quinn [Texas] College [Head Coach]
- 2011-18 — Roosevelt [Texas] High School [Head Coach]
- 2017-20 — Haitian U16 National Team [Head Coach] / Haitian Senior National Team [Assistant Coach]
- 2021-22 — Alcorn State [Associate Head Coach]
- 2022-present — Kansas State [Chief of Staff]

#### Postseason Experience (5)

- at Alcorn State: 2022 (NIT) *first postseason appearance in 35 seasons*
- at Haitian National Team: 2019 (FIBA Centrobasketball Championship [2nd])
- at Dillard: 2001 (NAIA Tournament), 2002 (NAIA Tournament), 2003 (NAIA Tournament)

#### Championships Experience (4)

- at Alcorn State: 2022 (Southwestern Athletic Conference regular-season title)
- at Cox High School: 2008 (Class 5A State Championship)
- at Dillard: 2001 (Gulf Coast Athletic Conference regular season and tournament titles)

#### Coaching Accolades (3)

- 2011 Red River Conference Coach of the Year [Paul Quinn]
- 2001 Louisiana Small College Coach of the Year [Dillard]
- 2001 Gulf Coast Athletic Conference Coach of the Year [Dillard]





## Bailey Bachamp

Director of Men's Basketball Operations  
11th Season at K-State / Kansas State '11

### Career

⇒ Full bio at [kstatesports.com/BaileyBachamp](https://kstatesports.com/BaileyBachamp)

**Bailey Bachamp** enters her 11th year working with the Kansas State men's basketball program, including her first as director of operations under first-year head coach **Jerome Tang** in 2022-23. She previously spent five years as the recruiting coordinator and assistant to the head coach under the previous coaching staff.

Bachamp is one of an estimated 24 women in positions of leadership (assistant coach, director of operations, assistant director of operations, recruiting coordinator, chief of staff and/or assistant to the head coach) on men's basketball coaching staffs in Division I, including the only one in the Big 12.

Hired in July 2012, Bachamp is responsible for a number of administrative duties, including coordinating coaches' travel, organizing the men's basketball office, maintaining coaches' calendars and monitoring the budget. She also handles the personal schedule of head coach **Jerome Tang**.

Bachamp joined the basketball staff after spending four months as an inside spirit sales representative at GTM Sportswear. She has athletics experience as an undergraduate, serving four years as a student assistant in the football office, where she assisted in the recruiting process. She also spent a summer as a cheerleading marketing intern with the Kansas City Chiefs.

A native of Manhattan, Kan., and graduate of Manhattan High School, she earned her bachelor's degree in marketing from Kansas State in 2011. Formerly Bailey Borck, she is married to former Wildcat wide receiver **Cole Bachamp**. The couple welcomed twin boys – **Dylan** and **Brooks** – to their family on May 13, 2021.



## Al Grushkin

Volunteer Analyst  
First Season at K-State / Oglethorpe '75

### Career

⇒ Full bio at [kstatesports.com/AlGrushkin](https://kstatesports.com/AlGrushkin)

Veteran coach **Al Grushkin** is in his first season at Kansas State in 2022-23 after joining first-year head coach **Jerome Tang's** staff as a volunteer analyst.

The native of Louisville, Ky., who counts Hall of Fame coach **Nolan Richardson** as an early mentor, Grushkin has an extensive résumé that includes more than 41 years of experience at the NBA, G-League, college and high school levels, including head coaching stints at Bishop Byrne [Tenn.] High School (1979-81), Incarnate Word (2000-06), Indiana Tech (2010-14) and the St. Louis River Sharks (2014-15) of the Midwest Professional Basketball Association.

Overall, Grushkin has 36 years of coaching experience with 31 coming on the college level, including 10 as the head coach at Division II Incarnate Word from 2000-06 and NAIA Indiana Tech from 2010-14. He helped UIW transition from the NAIA ranks to Division II, producing a pair of 20-win seasons, including a trip to the NCAA Division II Regional Semifinals in 2001-02, while he had three straight 20-win seasons at Indiana Tech from 2010-14.

Counting his time at Bishop Byrne High School and his one-year stint with the River Sharks in the MPBA, Grushkin has posted an on-court record of 234-144 (.619) as a head coach, including a 177-114 (.608) mark in college.

On top of his college coaching experience, Grushkin has twice spent time on staffs in the G-League (Erie Bay Hawks and Fort Wayne Mad Ants) and has been an NBA scout for six years, including with the Indiana Pacers (2017-20).

Grushkin has recruited and/or developed 10 NBA players in his career highlighted by three NBA call-ups (**Ben Bentil**, **Jarrod Uthoff** and **Alex Poythress**) during the 2016-17 season with the Fort Wayne Mad Ants. While coaching at UTSA, he played a role in the development of **Devin Brown**, who was a 9-year NBA pro.

Grushkin graduated cum laude with a bachelor's degree in History from Oglethorpe University in Atlanta, Ga., in 1975. He added a master's degree in Physical Education from Georgia State in 1982.

Born in Louisville, Ky., and raised in Memphis, Grushkin and his wife, **Debbie**, have a daughter, **Michelle (Missy) Soele**, a son-in-law, **Lance Soele** and a son, **Michael**. The couple also has a grandson, **Lane**.



## Austin Carpenter

Director of Player Development  
First Season at K-State / Oklahoma '20

@AustinCarps austincarps\_

### Career

⇒ Full bio at [kstatesports.com/AustinCarpenter](https://kstatesports.com/AustinCarpenter)

**Austin Carpenter** is in his first season at Kansas State in 2022-23 after being selected as the program's Director of Player Development on April 8, 2022, by first-year head coach **Jerome Tang**.

Carpenter arrives at K-State after spending the last two seasons (2020-22) working as a graduate assistant at Baylor, where he worked alongside Tang. During his time in Waco, he was a part of the greatest two-year stint in the school's history, as the Bears won their first National Championship in 2021, along with back-to-back Big 12 regular-season titles in 2021 and 2022. Seven players earned All-Big 12 honors during his two-year stint, while a school-record three Bears were selected for All-America honors in 2021.

Prior to his time at Baylor, Carpenter worked in recruiting operations as an undergraduate at Oklahoma for the powerhouse football and golf programs from 2018-20. All told, he has been a part of four Big 12 Championships (two in football at Oklahoma and two in men's basketball in Baylor), two College Football Playoff (CFP) appearances at Oklahoma to along with the NCAA title and Final Four berth at Baylor in 2021.

During his time in Waco, Carpenter spent considerable time with Tang working on opposing team scouting reports. The Bears led the Big 12 in scoring margin, steals, turnover margin and assist/turnover ratio in both 2020-21 and 2021-22, while finishing in the top-4 in scoring defense each season.

Carpenter helped Baylor navigate a successful 2021-22 season, as the Bears won 27 games and tied for the Big 12 title despite numerous injuries to key players. The team lost in heartbreaking fashion to eventual runner-up North Carolina in the second round of the NCAA Tournament. He played a role in the development of **L.J. Cryer**, who had a breakout sophomore season in 2021-22 before it was derailed due to a foot injury. Cryer led the Big 12 in 3-point field goal percentage (.468) as a sophomore while finishing third on the team in scoring at 13.3 points per game.

As an undergraduate at Oklahoma, Carpenter worked in the football recruiting operation, first serving as a game day assistant (Fall 2018) before becoming a student recruiting assistant from January 2019 to August 2020. He was a part of consecutive Top 10 signing classes in 2019 and 2020, as he focused primarily on recruiting operations of both official and unofficial visitors. He was also a recruiting strategist for the men's golf program from January to August 2020, as the Sooners spent several weeks at No. 1 before finishing the year at No. 2.

Carpenter earned a bachelor's degree in Sports Management and Supply Chain Management from Oklahoma in 2020, while he added a Master's in Sports Pedagogy from Baylor in May 2022. He is engaged to **Mallory Leo**.



AUSTIN CARPENTER





[@A\\_Winchester10](#) / [a\\_winchester10/](#)

Anthony *Winchester*

Director of Video Operations  
First Season at K-State / Western Kentucky '06

**Career**

⇒ Full bio at [kstatesports.com/AnthonyWinchester](http://kstatesports.com/AnthonyWinchester)

**Anthony Winchester** is in his first season at Kansas State in 2022-23 after being selected as the program's Director of Video Operations on April 28, 2022, by first-year head coach **Jerome Tang**.

Winchester, who spent eight years playing professionally in both Spain and Puerto Rico after a Hall of Fame career at Western Kentucky (2002-06), arrives at K-State after the spending the 2021-22 season as assistant coach at Southern Miss for third-year head coach **Jay Ladner**. The 2021-22 season was Winchester's first as an assistant coach, as he made a second stint at Southern Miss after serving as the video coordinator for one season in 2019-20.

In between his two stints at Southern Miss, Winchester served as the Director of Operations at Pacific for longtime NBA player **Damon Stoudamire** in 2020-21. During the COVID-abbreviated season, the Tigers posted a 9-9 record, including wins over West Coast Conference rivals San Diego and Loyola Marymount. He was a graduate assistant at Loyola Marymount for head coach **Mike Dunlap** in 2018-19, while he got his start in coaching at his alma mater, Western Kentucky, first as a graduate intern in 2008-09 followed by a stint as Director of Operations in 2009-10.

Winchester played professionally for eight years for clubs in both Spain and Puerto Rico between 2006-08 and 2010-16. He twice was named Rookie of the Month while playing for Caja Rural Melilla in Spain's 2nd Division in 2006-07, while he was selected to the LEB Gold First Team in 2012 and LEB Gold Player of the Year in 2013 while playing for Leche Rio Breogan Lugo in Spain's 2nd Division. He concluded his playing career in 2016 after playing in Spain's 1st Division, ACB, which is known as the second-best professional league in the world behind the NBA.

Winchester enjoyed a memorable career at WKU playing for head coaches **Dennis Felton** and **Darrin Horn** from 2002-06, cumulating with his recognition to the school's 15-member Centennial Team in 2006 and the Athletics Hall of Fame in 2019. He scored 1,732 points in his career for the Hilltoppers, which ranks 10th on the school's all-time list. As a senior, he was an AP honorable mention All-American, a Mid-Major All-American by *Collegian-sider.com* and *FOXSports.com* and the Sun Belt Conference Player of the Year after finishing second in scoring (18.6 ppg.). He was twice named First Team All-Sun Belt (2005, 2006), while he was the Freshman of the Year in 2002-03.

Winchester was also a standout player at Austin High School in Austin, Indiana, where he scored 2,256 career points to rank 21st all-time in Indiana prep history. He finished as the runner-up to Indiana Mr. Basketball after averaging 34.7 points and 13.5 rebounds per game as a senior in 2001-02.

Winchester earned a bachelor's degree in sociology/criminology from Western Kentucky in 2006.



ANTHONY WINCHESTER



[@CoachSutton](#) / [livingtrophies](#)

Kevin *Sutton*

Director of Strategies  
First Season at K-State / James Madison '88

**Career**

⇒ Full bio at [kstatesports.com/KevinSutton](http://kstatesports.com/KevinSutton)

Veteran high school and college coach **Kevin Sutton** is in his first season at Kansas State in 2022-23 after being selected as the program's Director of Basketball Strategies on May 3, 2022, by first-year head coach **Jerome Tang**.

Sutton, who has more than 36 years of coaching experience, including 15 at the Division I level, arrives at K-State after spending the 2021-22 season as an assistant coach at Florida Gulf Coast for head coach **Michael Fly**. In his career, he has also served on coaching staffs at James Madison (1988-90), Old Dominion (1999-2001), George Washington (2011-13), Georgetown (2013-16), Pittsburgh (2016-18) and Rhode Island (2018-21).

In addition to his time in the college ranks, Sutton has 12 years of head coaching experience at the elite high school level, most notably, in helping build a powerhouse at Montverde Academy in Montverde, Fla. from 2003-11. He has amassed a 489-102 record, along with two national championships, in his prep coaching career, which includes time as an assistant and head coach at Flint Hill Prep (1986-88), Harker Prep (1990-92), St. John's Prospect Hall (1992-98), Montrose Christian (1998-99), Bishop McNamara (2001-03) and Montverde Academy.

Most recently, Sutton was part of a staff at Florida Gulf Coast that won 22 games and advanced to the postseason, where the Eagles lost in the second round of The Basketball Classic in 2021-22. Three players earned All-Atlantic Sun Conference honors, as graduate student **Tavian Dunn-Martin** was named the league's Newcomer of the Year and former TCU player **Kevin Samuel** was selected as the Defensive Player of the Year.

Sutton spent 20 years in the high school coaching ranks, including 12 as the head coach at Flint Hill, Montrose Christian, Bishop McNamara and Montverde. He was part of national championship teams as associate head coach at St. John's Prospect Hall in 1998 (*USA Today Super 25*) and as head coach at Montverde in 2007 (*HoopsUSA.com*).

Among his 489 career prep victories are 186 (against 33 losses) at famed Montverde Academy, which included seven nationally-ranked teams, three All-American selections and 55 Division I scholarship athletes. His 2006-07 squad went a perfect 30-0 and was named national champions by *HoopsUSA.com*.

A native of Falls Church, Va, Sutton played collegiately at James Madison from 1983-86 for **Lou Campanelli**, earning a bachelor's degree in Trade and Industrial Education from the school in 1988. He got his coaching start at his alma mater, serving two seasons (1988-90) as a graduate assistant for Hall of Famer **Lefty Driesell**.

Sutton and his wife, **Beth**, have four children: **Aaron, Kayleigh, Isaiah** and **Rileigh**.



KEVIN SUTTON





[@2B\\_TheEnergyGuy](#) / [coach\\_uno](#)

Brandon *Branch*

Graduate Student Manager  
First Season at K-State / Memphis '17

**Career**

⇒ Full bio at [kstatesports.com/BrandonBranch](http://kstatesports.com/BrandonBranch)

**Brandon Branch** is in his first season as a graduate student manager in 2022-23 after being hired by first-year head coach **Jerome Tang**. A native of Memphis, Tenn., Branch arrives at K-State after a highly successful 3-year tenure (2019-22) as head coach at Memphis Day Academy Prep School. He led the school to a 51-15 (.773) record with three consecutive winning seasons, while 85 percent of players earned college scholarships. He won coach of the year honors in 2018-19 after the school posted a 20-2 record and won the conference tournament.

Branch also has experience working as an assistant coach at Whitehaven High School (2016-17) in Memphis, as a graduate assistant at Southwestern College (2018-19) in Winfield, Kan., and as a lead youth basketball instructor for the NBA's Memphis Grizzlies. He earned a bachelor's degree in education sport and leisure management from Memphis in 2017, while he is working on a master's degree at K-State. Branch has a son, **Jeremiah**.



[@jaybythesea](#) / [jaybythesea](#)

Jaycee *Cruz*

Graduate Student Manager  
First Season at K-State / McMaster University '17

**Career**

⇒ Full bio at [kstatesports.com/JayceeCruz](http://kstatesports.com/JayceeCruz)

**Jaycee Cruz** is in his first season as a graduate student manager in 2022-23 after being hired by first-year head coach **Jerome Tang**. A native of Toronto, Cruz arrives at K-State after spending time with famed trainers **Vaughn Compton** and **Hank Hibbeler** in Scottsdale, Ariz., assisting with player development.

Cruz previously spent time in the college ranks at Arkansas, where he served as graduate teaching assistant (2017-19) and a student-athlete development intern (2018-19). He also has experience as a writer and editor for *The Northway*, a Canadian media platform that seeks to highlight basketball talent north of the border.

Cruz earned a bachelor's degree in communications studies from McMaster University in Hamilton, Ontario in 2017, while he earned a master's in Communications from Arkansas in 2020. He is pursuing a second master's at K-State.

Student Assistants | Managers



**Tyler Adams**  
Student Manager  
Fr. | Hutchinson, Kan.



**Zane Allender**  
Student Manager  
Sr. | Hutchinson, Kan.



**David Brown**  
Student Manager  
So. | Orrick, Mo.



**Andrew Clark**  
Student Trainer  
Gr. | Anthony, Kan.



**Jarek Clark**  
Student Manager  
Jr. | Silver Lake, Kan.



**Kenny Gavin**  
Student Manager  
Sr. | Overland Park, Kan.



**Kaden Griffin**  
Student Manager  
Jr. | Salina, Kan.



**Noah Jacobson**  
Student Manager  
Fr. | St. Mary's, Kan.



**Garrett Korte**  
Student Manager  
Jr. | Latham, Kan.



**Devan McEwen**  
Student Manager  
So. | Arvonia, Kan.



**Jackson Shepard**  
Student Manager  
Sr. | Mission, Kan.



**Ailyn Tang**  
Student Assistant  
Fr. | Manhattan, Kan.



[@CoachHart32](#) / [coachhart32](#)

Jeremie *Hart*

Graduate Student Manager  
First Season at K-State / Mary Hardin-Baylor '22

**Career**

⇒ Full bio at [kstatesports.com/JeremieHart](http://kstatesports.com/JeremieHart)

**Jeremie Hart** is in his first season as a graduate student manager in 2022-23 after being hired by first-year head coach **Jerome Tang**. A native of Dallas who played 10 seasons overseas, Hart arrives at K-State after serving the past two seasons (2020-22) as a student assistant coach for head coach **Clif Carroll** at Division III Mary Hardin-Baylor in Belton, Texas, where he finished his bachelor's degree in general studies in May 2022.

Hart played professionally for 10 years (2010-20) for teams on four continents (Africa, Asia, North America and South America), including a two-year stint playing for Frayles De Guasave in CIBACOPA, the top league in Mexico. He played collegiately at McMurry University in Abilene, Texas, averaging 20.6 points and 9.0 rebounds in 2009-10.

Hart, and wife, **Latrice**, have six children, **Angel, Kamiya, Kershauna, Jaden, Johnny** and **Demorie**.



[@CooleyKellz7](#) / [cooley\\_kellz7](#)

Curtis *Kelly*

Graduate Student Manager  
Second Season at K-State / Kansas State '11

**Career**

⇒ Full bio at [kstatesports.com/CurtisKelly](http://kstatesports.com/CurtisKelly)

Former Wildcat **Curtis Kelly** returned to his alma mater as a graduate student manager on August 16, 2021, after an eight-year professional playing career. A native of Bronx, N.Y., Kelly spent three seasons (2008-11) at K-State, guiding the Wildcats to 52 wins and a pair of NCAA Tournament appearances (2010, 2011) after transferring from Connecticut (2006-08). He scored nearly 700 points (11.1 ppg.) and grabbed nearly 400 rebounds (5.9 rpg.).

After graduating from K-State in 2011, Kelly logged eight professional seasons in various pro leagues in six countries (Israel, Italy, Turkey, Lebanon, France and The Philippines) before retiring in August 2021. In all, he tallied 3,234 points (13.2 ppg.) and 1,606 rebounds (6.6 rpg.) in 245 professional games in his career. He was the 2012 Balkan League Defensive Player of the Year and an All-Balkan League Second Team selection for Israeli National League Champion Hapoel Tel-Aviv. He earned a bachelor's degree in social science from K-State in 2011.



[@MRP20](#) / [mrp20/](#)

Matthew *Parker*

Graduate Student Manager  
First Season at K-State / Walsh '04

**Career**

⇒ Full bio at [kstatesports.com/MatthewParker](http://kstatesports.com/MatthewParker)

**Matthew Parker** is in his first season as a graduate student manager in 2022-23 after being hired by first-year head coach **Jerome Tang**. A native of Canton, Ohio, Parker arrives at K-State after a near 17-year career working as a teacher and basketball coach in the Washington, D.C. metro area. He was a health and physical education teacher in the District of Columbia from 2005-12, while he moved to Prince George's County from 2012 until August 2022. In addition, he spent four years (2006-10) as an assistant at famed DeMatha Catholic High School in Hyattsville, Md.

Parker also has prior college coaching experience after spending two seasons (2018-20) as an assistant coach at Montgomery College, a NJCAA Division II school in Rockville, Md. In addition, he has spent extensive time working as a coach in the DC Assault (now DC Premier) AAU program based out of Washington, D.C.

Parker played basketball at Walsh University in North Canton, Ohio from 1999-2004, earning a bachelor's degree in physical education in 2004, while he received a Master's degree in Sports Management from Arkansas State in 2021. Parker, and wife, **Anitra**, have two children, **Matthew** and **Mikaela**.





[@CoachPhil\\_KSU](#) / [coachphil\\_kstate](#)

Phil *Baier*

Strength and Conditioning Coach  
First Season at K-State / Springfield [Mass.] College '13

**Career**

⇒ Full bio at [kstatesports.com/PhilBaier](http://kstatesports.com/PhilBaier)

**Phil Baier** is in his first season at Kansas State in 2022-23 after being selected as the program's Director of Strength and Conditioning on April 21, 2022, by first-year head coach **Jerome Tang**.

Baier arrives at K-State after the spending the last three seasons (2019-22) as the strength and conditioning coach at Miami (Fla.) working for head coach **Jim Larrariaga**. He has nine years of experience working specifically with men's basketball teams, including full-time stints at Arkansas State (2015-17), North Texas (2017-19) and Miami. He has been a part of four 20-win seasons, a run to the Elite Eight in 2022 and a CBI Championship in 2018.

During his three-year stint at Miami, Baier helped build a Hurricane program that recently advanced to the Elite Eight for the first time in 2021-22 while posting the third-highest win total (26) in program history. The Hurricanes won 10 of their last 14 games, including victories over USC, top-seeded Auburn and Iowa State to advance to their first-ever Elite Eight, before bowing out to eventual national champion Kansas in the Midwest Regional Final. All told, four Hurricane players combined to earn five All-ACC accolades during his time in Coral Gables.

Baier joined the Miami staff after a two-year stint (2017-19) at North Texas, where he worked with the Mean Green men's basketball and women's volleyball teams. Each program enjoyed tremendous success under Baier's guidance, as the men's basketball team reached the 20-win mark in both seasons, collecting 41 victories and the 2018 CBI Championship, while the volleyball team won 48 matches, including the 2017 Conference USA regular-season title.

Baier joined the staff at Arkansas State in 2015, spending two seasons (2015-17) working with the Red Wolves' men's basketball, men's and women's track and field, cheerleading and dance squads, along with assisting with the football team. He helped develop teams that won three Sun Belt titles, while the men's basketball team made the second-best turnaround in Division I in 2016-17 to post the school's first 20-win season since 1997-98.

A native of Braintree, Mass., Baier was a four-year letterman (2009-13) as a wide receiver for Division III Springfield College, where he earned All-Liberty League honors in 2012 after posting a team-leading 5 touchdowns. He earned a bachelor's degree in Applied Exercise Sciences with a minor in coaching from the school in 2013.

Baier is working on a master's in Higher Education Administration from SE Missouri State. He holds certifications from the Collegiate Strength and Conditioning Coaches Association, Poliquin International and American Red Cross.

Baier and his fiancée, **Jenna**, have two dogs, **Atlas** and **Ross**.



PHIL BAIER



Luke *Sauber*

IFBC Sports Medicine Coordinator / Athletic Trainer  
Ninth Season at K-State / Kansas State '05, '07

**Career**

⇒ Full bio at [kstatesports.com/LukeSauber](http://kstatesports.com/LukeSauber)

**Luke Sauber** begins his 11th year as an assistant athletic trainer at Kansas State, including his ninth as the primary trainer for the men's basketball team and Ice Family Basketball Center Sports Medicine Coordinator, in 2022-23. He joined the men's basketball support staff in June 2014 after spending two seasons (2012-14) as the athletic trainer for the Wildcat women's basketball team.

Battling through the most challenging year in athletic training, Sauber was part of a K-State Sports Medicine staff that was honored as the best in the Big 12 by their peers in 2020-21. It marked the third time that the athletic training staff has received the distinction following 2004 and 2017.

The Salina, Kan. native returned to his alma mater in 2012 after a four-year stint (2008-12) as an assistant athletic trainer at Abilene Christian, where he worked with the football, men's basketball, golf and men's and women's tennis programs.

Prior to his tenure at Abilene Christian, Sauber completed a year-long internship with the NFL's Carolina Panthers in 2007-08.

Sauber earned a dual Bachelor of Science degree in athletic training and Kinesiology from Kansas State in 2005. He received his Master's in College Student Personal/Intercollegiate Athletics in 2007.

As a student athletic trainer (2001-05) and graduate assistant (2005-07) at K-State, he worked with a variety of sports, including football, men's basketball, baseball and men's and women's track and field.

Sauber is a certified member of the National Athletic Trainers Association (NATA) and is certified to provide CPR/First Aid/AED use by the American Red Cross.

Sauber married former Wildcat women's basketball All-American **Kimberly Dietz** in June 2013. The couple have a son, **Emmit**, and a daughter, **Pearl Ann**.



LUKE SAUBER





Liane *Fowler*

Director of Specialized Learning  
22nd Season at K-State / Emporia State '83

■ Career

**Liane Fowler** is in her 22nd year at K-State, including her fifth as the director of specialized learning and tutorial program where she works with all student-athletes. She spent the previous 20 years as the academic counselor for the men's basketball team, where she played a key role in the transformation of the team's Academic Progress Rate (APR), as the score has taken dramatic increases over the last 15 years.

Fowler has helped 26 Wildcats earn 39 Academic All-Big 12 honors since 2002, including a school-record five selections in 2016-17. Three Wildcats earned Academic All-Big 12 honors in 2020-21, including First Team selections **Kaosi Ezeagu** and **Joe Petrakis** and Second Team pick **Dajuan Gordon**.

Fowler received her bachelor's degree in elementary education from Emporia State in 1983 and her master's in counseling and school psychology from Wichita State in 1988. Fowler and her husband of 35 years, **D.A.**, have three children, **Jeremy, Justin** and **Amber** and a number of grandchildren.



Maryclare *Wheeler*

Asst. Dir. of Specialized Learning/Academic Counselor  
Eighth Season at K-State / Kansas State '12, '15

■ Career

**Maryclare Wheeler** is in her eighth year at K-State, including her fifth as the assistant director of specialized learning and academic counselor for men's basketball team. She has played a key role in the team's academic support since arriving in 2015, including a span, in which, they earned a school-record five Academic All-Big 12 selections in 2016-17, another four in both 2017-18 and 2018-19 and three in both 2019-20 and 2020-21.

Wheeler joined the athletics department as an academic coordinator in 2015, where she maintained the study table schedule and the tutorial program. She served two years as a learning specialist, beginning in 2016, where she worked with student-athletes who with learning disabilities.

A native of Omaha, Neb., Wheeler earned a bachelor's degree in agriculture with an emphasis in animal science from Kansas State in 2012 before earning a Master's degree in adult and continuing education in 2015.



Andre' *Bean*

Director of the Evans Competitive Advantage Program  
Second Season at K-State / Norfolk State '16

■ Career

**Andre' Bean** is in his second year at K-State, including his first as the Director of the Evans Competitive Advantage Program. In his role, he oversees the professional development, leadership development, personal development, diversity and inclusion and community service for all of K-State's Student-Athletes.

Bean came to K-State from Oregon, where he served as the Coordinator of Student-Athlete Development. During his stint in Eugene, he helped implement programming for all 500 student-athletes concentrating on career, professional, leadership and personal development. He began his professional career at Hampton in 2017, where he worked in Cultural Affairs Student Support Services. He has also spent time working at California (2018-19), Eastern Connecticut State (2019), Wheaton College (2019-20) and Old Dominion (2020-21).

Bean earned a bachelor's degree in Exercise Science from Norfolk State in 2016, where he was a three-year football letterman. He added a master's degree in Sports Administration from Hampton in 2019.



Dr. Anne *Weese*

Director of Mental Wellness  
Fifth Season at K-State / Notre Dame '05

■ Career

A former student-athlete at Notre Dame, **Dr. Anne Weese** is in her fifth year as K-State's Director of Mental Wellness and Sport Psychology. A licensed clinical psychologist, she cares for the mental health of student-athletes from all 16 varsity sports. She came to K-State in 2018 after a two-year stint at Oklahoma State, where she served as a senior clinical counselor and coordinator in the student counseling center. Prior to OSU, she worked three years as a staff counselor at Virginia Tech (2013-16), where she spent half her time working with student-athletes. She also spent time at K-State between 2011-13, as a doctoral intern and post-doctoral fellow.

A native of the Salina, Kan., Weese played two years of basketball at Seward County Community in Liberal before transferring to Notre Dame to walk onto its women's basketball team. She earned a bachelor's degree in psychology from Notre Dame in 2005, while she obtained a Master's degree in educational psychology in 2009 and a doctorate in counseling psychology in 2012, both from Oklahoma State.

Other Basketball-Related Support Staff



**Michael Barton**  
Director of Facilities



**R.J. Bokelman**  
Director of Event Services



**Brian Cordill**  
Associate AD/  
Event Operations



**Brett Eakin**  
Associate AD/  
Fan Experience & Sales



**Brennan Garcia**  
Associate AD/  
Ticket Sales & Services



**Deja James**  
Assistant Director/  
Mental Wellness



**Arianna Karsky**  
Assistant Director/  
Fan Experience & Sales



**Austin Kuhlman**  
Information Technology  
Support Specialist



**Nick Lawson**  
Assistant Equipment  
Manager



**Jim Muller**  
Director of Venue  
Operations & Security



**Bradli Nowak**  
Evans Competitive  
Advantage Program  
Coordinator



**Tyler Pasek**  
Event Coordinator



**Will Rodecap**  
Head Equipment Manager



**Andrew Shimon**  
Director of Information  
Technology



**Reid Warfield**  
Director of  
Ticket Sales & Services



**Kyle Weide**  
Event Coordinator





Dr. Richard *Linton*

University President / First Year at K-State  
Virginia Tech '88, '91, '94

**Career**

Dr. Richard H. Linton serves as the 15th president of Kansas State University. He was selected as the new university president by the Kansas Board of Regents on Dec. 2, 2021 and he assumed his duties on Feb. 14, 2022.

Linton holds a bachelor's degree in biology, a master's degree in food science and a doctorate in food science, all from Virginia Tech University. He participated in the Food Systems Leadership Institute from 2009-11 and completed the Harvard Graduate School's Institutional Educational Management Program in 2018.

Before coming to K-State in February 2022, Linton served as dean of the College of Agriculture and Life Sciences at North Carolina State University from 2012-22, as department chair of food science and technology at The Ohio State University from 2011-2012, and as a faculty member of the department of food science at Purdue University from 1994-2011. While at Purdue, he also served as the founder and director of the Center for Food Safety Engineering and as the associate director of agricultural research programs.

As dean of the College of Agriculture and Life Sciences, or CALS, at N.C. State, Linton led a college of over 300 faculty, with more than 3,000 undergraduate students and 1,000 graduate students. Under his direction, the college developed a new strategic plan focused on building people, programs and partnerships. Collaboration with industry and government were critical to the mission of the college, and Linton's dedication was demonstrated through the NC Plant Sciences Initiative and the NC Food Processing and Manufacturing Initiative, two endeavors that have the potential to create jobs, find solutions to global challenges in agriculture and foster support for local growers. During his tenure at N.C. State, competitive research for CALS reached \$100 million a year and his college raised \$482 million for the N.C. State Capital Campaign.

Linton has held many important leadership roles in addition to serving as dean. He continues to serve as a member of the Food and Drug Administration's Science Advisory Board, as well as the chair for the Binational - Israel/U.S. - Ag Research and Development Fund, a role to which he was appointed in 2018 by the U.S. secretary of agriculture. He also previously chaired the North Carolina Governor's Task Force on Food Manufacturing and the APLU-Healthy Food Systems, Healthy People Steering Committee.

President Linton and his wife, Sally, an ADHD/executive function life coach, have two children: a daughter, Lily, and a son, Chris.

**President's Cabinet**



**Charles S. Taber**  
Provost  
Executive Vice President



**Ethan Erickson**  
Vice President for  
Administration/Finance



**Thomas Lane**  
Vice President for  
Student Life/Dean



**David Rosowsky**  
Vice President for  
Research



**Jay Stephens**  
Vice President for  
Human Capital Services



**Rana Johnson**  
Vice President for  
Diversity, Equity,  
Inclusion & Belonging



**Gary Pratt**  
Chief Information  
Officer



**Sue Peterson**  
Chief Government  
Relations Officer



**Ashley Martin**  
Interim Vice President  
for Communications



**Kevin Nalette**  
Interim Chief of Staff/  
Community Relations



**Shari Crittendon**  
General Counsel



**Gene Taylor**  
Director of  
Athletics



**Greg Willems**  
President/CEO of the  
KSU Foundation



**Amy Button Renz**  
President of the K-State  
Alumni Association



DR. RICHARD LINTON

**The Linton File**

**Experience**

■ First Year | Selected to the position on Dec. 2, 2021 by the Kansas Board of Regents before assuming his role on Feb. 14, 2022

**Education**

■ Virginia Tech, 1988 [B.S. Biology]; Virginia Tech, 1991 [M.S. Food Science]; Virginia Tech, 1994 [Ph.D. Food Science]

**Administrative History**

- 1994-2011 — Purdue [Faculty member, Department of Food Science]
- 2011-12 — Ohio State [Department Chair, Department of Food Science and Technology]
- 2012-22 — N.C. State [Dean, College of Agriculture and Life Sciences]
- 2022-present — Kansas State [University President]

**Personal**

■ Hometown: Wilmington, Dela. ■ Spouse: Sally ■ Children: Lily, Chris

[@blackasgold](https://twitter.com/blackasgold)



Dr. Be *Stoney*

Faculty Athletics Representative  
12th Season at K-State / UTEP '81

**Career**

BeEtta "Be" Stoney, a Kansas State University professor who was a standout student-athlete in college and a coach at the collegiate level, was named the athletics department's faculty athletics representative in September 2010. Stoney, associate professor of curriculum and instruction, was appointed to the position by then-President Dr. Kirk Schulz and works closely with the K-State athletics department and Big 12 Conference on issues related to academic integrity, rules compliance and student-athlete welfare.





@KStateADGT

# Gene Taylor

Director of Athletics / Sixth Year at K-State  
Arizona State '80 / St. Thomas '85



**Career**

**Gene Taylor**, who was recently selected as the Big 12 representative on the prestigious College Football Playoff Selection Committee, was named the Director of Athletics at K-State in April 2017. During his tenure K-State has seen the football program qualify for three bowls, the men's basketball team win a Big 12 Championship, earn an Elite Eight appearance and advance to two NCAA Tournaments and the women's track and field team win back-to-back Big 12 Outdoor Championships (2018 and 2019).

Additionally, Taylor and staff have fundraised and begun to implement a department-wide facility master plan that will benefit all Wildcat teams including wrapping up the *Building Champions* campaign, a department-record \$105 million initiative focused on the Shamrock Zone of Bill Snyder Family Stadium, Morgan Family Arena, Olympic Training Center and the Shamrock Practice Facility.

Taylor has implemented a strategic plan for the department which places an emphasis on the student-athlete experience, while his leadership in navigating the COVID-19 crisis, in addition to enhancing the department's already-strong diversity and inclusion program, has been well documented.

With the support of fans and donors, K-State Athletics has also continued to be financially self-sufficient and does not receive support from the university. In FY 2019, a year earlier than anticipated, the program ended the practice of receiving student privilege fees in support of the program. This move makes Taylor's program one of only a few across the country to operate with no direct or indirect university and student funding or state support.

In addition to achieving a budget surplus for the ninth, 10th and 11th straight years, the department also has seen fans and donors contributing at a record level. Overall pledges and cash gifts to the department during the 2022 fiscal year totaled \$58.9 million, of which \$20.4 million was designated for the Ahearn Fund annual giving program and surpassing its budgeted goal and previous record of \$18.9 Million in FY19. Included in the \$20.4 million in annual giving was a department record \$801,000 raised during the Powercat Auction. The department also received \$42.6 million in cash giving, marking only the third time in history it has eclipsed the \$40 million mark.

Hiring and retaining top coaches is also a critical function of the program. Taylor hired **Chris Klieman** to replace Hall of Fame coach **Bill Snyder** after winning four national titles in five seasons at North Dakota State, and in his first three seasons has qualified for three bowl games while also knocking off a top-5 Oklahoma program in back-to-back years. Taylor's hiring of **Jerome Tang** to lead the men's basketball program in April 2022 made national waves, while he has hired **Jordan Smith** to take over the women's tennis program and **Pete Hughes** in baseball, who took the Wildcats back to the Big 12 Championship in his first year on the job.

Graduating student-athletes remains the department's top priority and academic success has continued under Taylor's guidance as K-State continues to rank among the best in the Big 12 in APR and graduation success rate.

As Athletics Director at North Dakota State, Taylor immediately spearheaded a comprehensive evaluation of the Bison athletic department in 2001, all while successfully guiding the athletics program through the unpredictable waters of reclassification to NCAA Division I from Division II and securing conference affiliations for all 16 sports.

Prior to accepting job at K-State, Taylor served as deputy athletics director for three years (2014-17) at Iowa where he was responsible for the administrative oversight of the department's day-to-day operations while also serving as the leading advisor to the Director of Athletics and the primary decision maker in his absence.

A student assistant to the associate athletics director in his undergraduate days at Arizona State, Taylor arrived at NDSU after a 15-year stint at Navy (1986-2001) as an administrative assistant, assistant ticket manager, ticket manager, assistant athletic director for tickets and operations and associate athletic director. He worked in the ticket office at SMU in 1985-86 before joining the Naval Academy. His tenure included serving as the commissioner of the five-team Collegiate Sprint Football League that includes Army, Navy, Penn, Princeton and Cornell.

Taylor is a 1980 business management graduate of Arizona State, and he received his master's degree in sports administration in 1985 from St. Thomas. He and his wife, **Cathy**, have one daughter, **Casey**, and a son, **Jared**.

**The Taylor File**

**Experience**

- 38th year in college athletics (Sixth at K-State) | Hired as Director of Athletics on April 14, 2017.

**Education**

- Arizona State, 1980 [B.A. Business Management]; St. Thomas, 1985 [M.A. Sports Administration]

**Administrative History**

- 1985-86 — SMU [Ticket Office Assistant]
- 1986-2001 — U.S. Naval Academy [Adm. Assistant/Asst. Ticket Manager/Assistant AD for Tickets/Operations/Associate AD]
- 2001-14 — North Dakota State [Director of Athletics]
- 2014-17 — Iowa [Deputy Director of Athletics]
- 2017-present — Kansas State [Director of Athletics]

**Honors**

- 2008, 2012 FCS Central Regional AD of the Year by National Association of Collegiate Directors of Athletics (NACDA)
- North Dakota State Blue Key Honor Society Doctor of Service Award (highest honor at NDSU; April 2012)
- Member of the College Football Playoff Selection Committee (2021-23)

**Personal**

- **Hometown:** Safford, Ariz. ■ **Spouse:** Cathy ■ **Children:** Casey, Jared

**Senior Administrative Team**



**Jill Shields**  
Deputy AD/  
Senior Woman  
Administrator (SWA)



**Kenny Lannou**  
Executive Associate AD  
for Communications/  
Public Relations



**Casey Scott**  
Executive Associate AD  
for Internal  
Operations



**Jim Bach**  
Senior Associate AD for  
Business Operations



**Josh McCowan**  
Senior Associate AD  
for Development



**Julie Owen**  
Senior Associate AD  
for Compliance



**Joni Smoller**  
Senior Associate AD for  
External Relations



**Matt Thomason**  
Senior Associate AD for  
Student-Athlete  
Health, Wellness  
and Performance



**Kristin Waller**  
Senior Associate AD for  
Student-Athlete  
Services



**Jason Brummett**  
Associate AD for  
Facilities





## Casey Scott

Executive Associate AD / Internal Operations  
21st Season at K-State / Kansas State '77

### Career

Now in his 37th season in collegiate athletics administration and 20th year at K-State, **Casey Scott** has been a member of the staff since 2002. A 1977 graduate of K-State from Wichita, Kan., he was promoted to Executive Associate Athletics Director for Internal Operations and Event Management in 2017 and directs the Athletics Operations unit overseeing the game management and special event operations. In addition, Scott serves as the sport administrator for Men's Basketball, Baseball and Men's and Women's Golf and assists the department in oversight of food service provide Sodexo.

During his time at K-State, Scott has helped successfully direct multiple post-season NCAA and NIT events for men's and women's basketball, volleyball and baseball, as well as three K-State football games at Arrowhead Stadium and three Big 12 outdoor track and field championships. He also has been instrumental in the negotiation and staging of what has become an annual men's basketball game in either the T-Mobile Arena in Kansas City or INTRUST Bank Arena in Wichita. On a national level, he served as a member of the NCAA Baseball Rules Committee, including serving as chair in 2015-16, and recently was appointed by the Big 12 as its representative to the Facility and Event Directors Focus Group for the expansion of the College Football Playoff. He was also instrumental in the planning of the renovation of Tointon Family Stadium, which was completed in 2020, and has assisted in the planning and construction of the newly-opened Shamrock Zone in the south endzone of Bill Snyder Family Stadium and the upcoming Shamrock Practice Facility and Morgan Family Arena and Olympic Sports Training facilities.

Prior to K-State, Scott served as Associate AD for External Operations at Colorado State, where he oversaw the marketing, development, ticketing and special event operations. He began his athletics career in 1985 as Sports Information Director at Wichita State. During his more than 12 years at WSU, he served in roles as Assistant Athletics Director for External Operations, Facilities and Events, and Associate Athletics Director until leaving for CSU in 1998.

Scott earned a B.S. in journalism and mass communication from K-State in 1977. He and his wife, **Christy**, have a son, **Brett**, and a daughter, **Shannon**, and four grandchildren. Brett was a four-year letterman for the Wildcat baseball team, earning Academic All-America honors in 2008.



CASEY SCOTT



## Tom Gilbert

Director of Men's Basketball Communications  
24th Season at K-State / Furman '98

[@tgilbertSID](#)

### Career

**Tom Gilbert** is in his 24th year as a member of the Kansas State Athletics Communications, including his 20th as the primary contact for the men's basketball program. In addition to his duties with the men's basketball program, he supervises the assistant in charge of publicity of the cross country and track and field, women's rowing and women's tennis programs while coordinating the football stat crew for home games. He previously worked four years (1999-2003) with the Wildcat women's volleyball and baseball programs.

Gilbert has been cited a number of times for excellence in publications by the College Sports Communicators (formerly CoSIDA), including seven Top-10 citations for the men's basketball guide, five Top-2 finishes for the football yearbook and four Top-5 mentions for the men's basketball game notes. He won "Best in the Nation" distinction for both his 2021-22 men's basketball media guide and game notes.

A native of Bostwick, Ga., he earned his bachelor's degree in sports and mass communications from Furman University in 1998, where he spent two years working as a student assistant in sports information office.



## Cameron Bradley

Video Producer  
First Season at K-State / Kansas State '21

[@Cam\\_Bam48](#)

### Career

**Cameron Bradley** is in his first year as a Video Producer with K-State Athletics after spending the past year as an assistant director of video services at Tulsa.

While earning his degree at K-State, Bradley worked extensively with K-StateHD.TV for more than three years. He was responsible for creating video content for social media, served as the video producer for K-State tennis and soccer teams and as involved with various aspects of ESPN+ broadcasts of multiple Wildcat sporting events.

Before transferring to K-State, Bradley spent two years as Hastings College in Hastings, Neb., where was an executive producer for Collegian TV. He produced a biweekly newscast and sportscast while also brainstorming story ideas and videoing and editing stories. He was also a production assistant for HC Media.

Bradley earned his bachelor's degree from K-State in December 2021 in journalism with a certificate in business of sports and entertainment.



## Cody Isern

Senior Director of Creative Services  
Fourth Season at K-State / Kansas State '17

[@isern3](#)

### Career

**Cody Isern** is in his fourth year with K-State Athletics, including his first as the Senior Director of Creative Services. He oversees creative, social and digital content for all of K-State Athletics platforms, along with aiding in recruiting efforts. He returned to his alma mater after one year as the Director of Creative Content for the Pittsburgh men's basketball team, where he was charged with developing the social media strategy, messaging and branding.

A 2017 K-State graduate, Isern served as a creative content producer for the football and men's basketball teams at Missouri (2017-18) before his one-year stint at Pitt. As an undergraduate, he spent four seasons as the K-State women's basketball team's head videographer, while he was a production operations intern at ESPN - Los Angeles while in school. A native of Ellinwood, Kansas, he is married to the former **Anna Miller**.



# Wildcats™

2022-23 MEN'S BASKETBALL

## PLAYERS

Markquis Nowell // 32-34  
Cam Carter // 35  
David N'Guessan // 36-37  
Tykei Greene // 38-40  
Keyontae Johnson // 41-43  
Desi Sills // 44-46  
Nate Awbrey // 47  
Abayomi Iyiola // 48-49  
Ismael Massoud // 50-51  
Jerrell Colbert // 52  
Anthony Thomas // 53  
Nae'Qwan Tomlin // 54  
Dorian Finister // 55  
Taj Manning // 55  
Peyton Ackerman // 56





@MrNewYorkCity / mr.newyorkcity

# 1 Markquis Nowell

5-8 / 160 / Sr.-1L / Guard  
Harlem, N.Y. (St. Patrick/Little Rock)

Pronounced  
mar-KEESE no-WELL

### Career

- Transferred to K-State for the 2021-22 season with 2 seasons of eligibility remaining after playing 3 seasons at Little Rock (2018-21)... The 2021-22 season will be his last season of eligibility.
- Has seen action in 95 career games with 73 starts, averaging double-figure points in all 4 seasons.
- Has scored 1,308 career points (13.8 ppg.) on 39.1 percent shooting (421-of-1076), including 35.2 percent (199-of-566) from 3-point range, while has connected on 85 percent (267-of-314) from the free throw line to go with 314 rebounds (3.3 rpg.), 467 assists (4.9 apg.) and 192 steals (2.0 spg.) in 2,975 minutes (31.3 mpg)... Scored 687 points (16.7 ppg.) on 40 percent shooting, including 38 percent from 3-point range, in last 42 games at Little Rock.
- Eclipsed the 1,000-point barrier with 10 points vs. No. 13/12 Arkansas (11/22/21).
- Has 65 career double-digit scoring games, including 20 games with 20 or more points and three games of 30 or more points... Scored in double figures in 19 of 27 games as a junior (2021-22), including three 20-point efforts... His career-high of 33 points came at ULM (12/19/19).
- Has collected 8 career double-doubles (points/assists), including 3 in 2021-22... Set the school single-season and career records for double-doubles (points/assists) at K-State.
- Has averaged nearly 5 assists per game in his career, including more than 100 in 3 of 4 seasons in college... Boasts a career 1.48 assist/turnover ratio (467 assists/315 turnovers).
- Has made 199 3-pointers in his career on 35.2 percent shooting... His 156 3-pointers at Little Rock rank eighth on the career 3-point field goal made list... Tied for seventh on Little Rock's single-season 3-pointers (77/2019-20) and has four of the Top 14 single-game marks, including a career-best 8 triples vs. ULM (12/19/19)... Has collected 20 games of 4 or more 3-point field goals in his college career.
- Has hit on 85 percent of his free throws (85.0/267-of-314) in his career, including holding the Little Rock career (85.7/197-of-230) and single-season (87.9/102-of-116) marks... Made 27-straight free throws while at Little Rock.

### As A Junior at K-State (2021-22)

- Selected All-Big 12 Honorable Mention by the league coaches... Also became the seventh Wildcat to be named to the All-Defensive Team and the first **Barry Brown, Jr.** in 2019.
- Played in 27 of 31 games, including 21 starts... Missed the first 2 Big 13 games due to COVID-19 health and safety protocols and the last 2 regular-season games due to a hamstring injury.
- Logged 821 minutes, averaging 30.4 per game... Ranked third on the team in minutes played... Played 30 or more minutes in 18 games, including a season and career-best 44 in the overtime win at Iowa State (2/13/22).
- Averaged 12.4 points on 38.6 percent shooting (112-of-290), including 30.7 percent (43-of-140) from 3-point range, with 5.0 assists, 3.4 rebounds and 2.2 steals per game... Connected on 82.9 percent (68-of-82) from the line.
- Led the team in assists (5.0 apg.) and steals (2.2 spg.), while was second in double-doubles (3) and 3-point field goals (43), third in scoring (12.4 ppg.), field goals (112), double-digit scoring games (19) and 20-point games (3).
- Finished among the top-40 nationally in both steals (20th) and assists (37th), while he was in the top-100 in total steals (62nd/59) and total assists (87th/136) nationally.
- Led the Big 12 in steals (2.2 spg.), while was second in assists (5.0 apg.), assist/turnover ratio (1.97) and free throw percentage (82.9), ninth in 3-point field goals/game (1.59) and 12th in scoring (12.4 ppg.).
- One of 2 Big 12 players (along with Baylor's **James Akinjo**) to rank in the top-15 in scoring (12th) and top-5 in assists (second), steals (first) and assist/turnover ratio (second).
- Posted 19 double-digit scoring games, including 3 games of 20 or more points... Scored a season-high 22 points vs. Green Bay (12/12/21), connecting on 7-of-13 field goals, including 4-of-7 from 3-point range... Twice had 20-point games in Big 12 play with 21 vs. West Virginia (2/14/22) on 7-of-11 shooting, including 4-of-6 from long range, and 20 in his first visit to No. 5/5 Kansas (2/22/22) on 8-of-15 field goals.
- Had a school-record 3 points/assists double-doubles, including a near triple-double vs. Marquette (12/8/21), posting 11 points, a season-high 11 assists and 8 rebounds... Scored a game-tying 18 points with 10 assists vs. McNeese (12/21/21)... Had 10 points and 10 assists in his first career Big 12 game at West Virginia (1/8/22).
- Was stellar in first start as a Wildcat, leading in points (16), rebounds (8) and assists (4) at Wichita State (12/5/21).
- Ranked third on the team with 43 made 3-point field goals on 140 attempts... Had at least 3 triples in 6 games, including a season-high 4 in home games vs. Green Bay (12/12/21), TCU (1/12/22) and West Virginia (2/14/22).
- Had a team-leading 136 assists, which ranked just outside the school's top-10 for a single season... Most by a Wildcat since **Kamau Stokes** had 145 in 2016-17... Dished out double-digit assists 3 times, including a season-high 11 vs. Marquette (12/8/21), which tied for the seventh-most in any game in school history and the most since 2008... His 10 at West Virginia (1/8/22) were the most-ever by a Wildcat in his first Big 12 game and tied for the seventh-most in any conference game and most since 2014... Led the team in assists in 21 of 27 games played.

### Honors

- 2022 All-Big 12 Honorable Mention
- 2022 Big 12 All-Defensive Team
- 2020 Lou Henson All-American
- 2020 All-Sun Belt First Team
- 2020 NABC All-District First Team
- 2020 USBWA All-Region First Team
- 3-time Sun Belt Conference Player of the Week (11/19/19, 12/3/19, 2/3/20)
- Fall 2021 Big 12 Commissioner's Honor Roll



### Career Highs

Points	34, vs. SE Oklahoma (11/8/18)
Field Goals	12, vs. SE Oklahoma (11/8/18)
FG Attempts	25, vs. ULM (2/27/20)
3-Point FGs	8, at ULM (12/19/19)
3FG Attempts	19, vs. ULM (2/27/20)
FT Made	14, vs. Iowa State (2/26/22)
FT Attempts	16, vs. Iowa State (2/26/22)
Rebounds	9, vs. Duquesne (11/30/20)
Assists	13, twice
Blocks	1, twice
Steals	7, vs. TCU (1/12/22)
Minutes	44 at Iowa State (2/13/22)

### Miscellaneous

	2021-22	Career
10+ Points:	19	65
15+ Points:	12	43
20+ Points:	3	19
30+ Points:	—	3
4+ 3FGM:	3	20
5+ Rebounds:	5	22
5+ Assists:	12	46
10+ Assists:	3	8
2+ Steals:	16	53
Double-Doubles:	3	8
Played 30+ Minutes:	18	63

### 2021-22 Game-by-Game Stats | Junior (at K-State)

Opponent	GS	MIN	FG-A	3FG-A	FT-A	O-D-T	PF	A	TO	Blk	Stl	Pts
FLORIDA A&M	23	2-5	0-2	2-2	0-2-2	2	6	2	0	0	0	6
OMAHA	21	2-8	2-5	5-6	0-3-3	1	3	1	0	2	11	11
vs. 13/12 Arkansas+	18	3-7	1-3	3-4	0-3-3	5	0	2	0	2	10	10
vs. 14/15 Illinois+	25	7-15	1-5	4-5	0-6-6	3	2	1	0	2	19	19
NORTH DAKOTA	22	8-12	2-4	0-0	0-2-2	2	5	2	0	5	18	18
UALBANY	21	2-6	2-4	0-0	0-1-1	2	2	3	1	2	6	6
@Wichita State#	*	35	4-15	2-7	6-6	1-7-8	3	4	1	0	1	16
MARQUETTES	*	37	5-13	1-7	0-0	1-7-8	2	11	3	0	3	11
GREEN BAY	*	34	7-13	4-7	4-4	0-3-3	1	8	2	0	1	22
@Nebraska	*	25	2-11	0-5	0-0	0-4-4	1	3	5	0	3	4
MCNEESE	*	34	5-8	1-4	7-8	0-4-4	1	10	4	0	2	18
@Oklahoma*		DNP										
14/16 TEXAS*		DNP										
@West Virginia*	*	32	4-11	1-6	1-1	0-3-3	4	10	6	0	1	10
TCU*	*	34	7-12	4-7	0-1	0-3-3	2	4	2	0	7	18
19/19 TEXAS TECH*	*	34	2-8	1-4	2-2	1-3-4	1	9	1	0	5	7
@23/22 Texas*	*	24	1-7	0-2	2-2	1-0-1	4	3	4	0	1	4
7/7 KANSAS*	*	34	6-14	1-5	3-3	0-2-2	3	6	1	0	3	16
@4/4 Baylor*	*	30	5-11	1-4	0-2	0-1-1	1	4	3	0	1	11
@Ole Miss%	*	32	2-11	1-6	0-0	1-1-2	4	4	2	0	1	5
OKLAHOMA STATE*	*	33	4-11	2-5	2-2	0-4-4	2	3	3	0	0	12
@TCU*	*	37	5-15	1-6	3-5	2-4-6	1	6	3	0	2	14
10/10 BAYLOR*	*	20	0-6	0-1	0-0	0-2-2	4	3	3	0	2	0
@Iowa State*	*	44	6-13	3-6	1-1	1-3-4	2	6	2	0	3	16
WEST VIRGINIA*	*	33	7-11	4-6	3-4	1-1-2	4	3	0	0	3	21
@Oklahoma State*	*	35	4-13	3-9	5-6	0-4-4	3	5	3	0	3	16
@5/5 Kansas*	*	31	8-15	3-8	1-2	1-2-3	1	8	5	0	0	20
IOWA STATE*	*	36	1-7	0-3	14-16	0-6-6	4	4	3	0	3	16
@12/12 Texas Tech*		DNP										
OKLAHOMA*		DNP										
vs. West Virginia^	*	35	3-12	2-9	0-0	1-1-2	3	4	2	0	1	8

+Hall of Fame Classic presented by Hotels.com (Kansas City, Mo.)  
#Played at INTRUST Bank Arena (Wichita, Kan.)  
%SBIG EAST/Big 12 Battle (Manhattan, Kan.)  
%SEC/Big 12 Challenge (Oxford, Miss.)  
^Phillips 66 Big 12 Championship (Kansas City, Mo.)  
\*Big 12 Game

### Nowell's Career Stats [Little Rock/K-State]

YEAR	GP	GS	Min	Avg.	FGM	FGA	Pct.	3FGM	3FGA	Pct.	FTM	FTA	Pct.	Off	Def	Tot	Avg.	PF	Ast	TO	Blk	Stl	Pts	Avg.
2018-19 (Fr.)	25	18	761	30.4	95	249	.382	46	130	.354	42	53	.792	10	69	79	3.2	54	105	83	0	36	278	11.1
2019-20 (So.)	27	25	899	33.3	148	343	.431	77	194	.397	100	114	.877	9	68	77	2.9	57	130	101	2	60	473	17.5
2020-21 (Jr.)	15	8	457	30.5	63	183	.344	33	99	.333	55	63	.873	15	44	59	3.9	31	90	59	0	35	214	14.3
2021-22 (Sr.)	27	21	821	30.4	112	290	.386	43	140	.307	68	82	.829	11	82	93	3.4	66	136	69	1	59	335	12.4
<b>Totals</b>	<b>95</b>	<b>73</b>	<b>2975</b>	<b>31.3</b>	<b>421</b>	<b>1076</b>	<b>.391</b>	<b>199</b>	<b>566</b>	<b>.352</b>	<b>267</b>	<b>314</b>	<b>.850</b>	<b>45</b>	<b>269</b>	<b>314</b>	<b>3.3</b>	<b>209</b>	<b>467</b>	<b>315</b>	<b>3</b>	<b>192</b>	<b>1308</b>	<b>13.8</b>



Nowell Overview (cont.)

As A Junior at K-State (cont.)

- Ranked fourth on the team in rebounding (3.4 rpg)... Collected at least 5 rebounds in 5 games, including a season-high 8 in consecutive games at Wichita State (12/5/21) and vs. Marquette (12/8/21).
- Led the team with 59 steals, which tie **Belvis Noland** (1993-94) and **Xavier Sneed** (2017-18) for ninth on the school's single-season list... Had at least 2 steals in 17 games and 5 or more steals in 3 games... Set a career-high with 7 steals vs. TCU (1/12/22), which tie **Lakeith Humphrey** (vs. Nebraska, 2/11/89) for the most-ever by a Wildcat in a conference game... Led the team in steals in 16 games, including 8 times in Big 12 play.
- Started 14 Big 12 games, missing the other 4 due to health-related issues... Averaged 12.9 points on 39 percent shooting (60-of-154), including 33.3 percent (24-of-72) from 3-point range, in Big 12 play with 5.3 assists, 3.2 rebounds and 2.4 steals in 32.7 minutes per game... Connected on 78.7 percent (37-of-47) from the free throw line.
- Led in assists (74) and steals (34) in Big 12 play, while was second in 3-pointers (24) and third in field goals (60).
- Scored in double figures 11 times in 14 Big 12 games.
- Led the Big 12 in steals (2.43) in league-only games, while he was second in assists (5.29) and assist/turnover ratio (1.90), seventh in free throw percentage (78.7), eighth in 3-point field goals/game (1.71) and 13th in scoring (12.9)... Finished among the Big 12's Top 15 in five categories in league-only play.
- Coached by **Bruce Weber**.

As A Junior at Little Rock (2020-21)

- Played in just 15 games with 8 starts before opting out for the rest of the season.
- Averaged a team-best 14.3 points on 34.4 percent (63-of-183) shooting, including 33.3 percent (33-of-99) from 3-point range, with 6.0 assists, 3.9 rebounds and 2.3 steals per game.
- Connected on 87.3 percent (55-of-63) from the free throw line.
- Led the team in scoring (14.3 ppg.), free throw percentage (87.3), assists (90) and steals (35), while was third in 3-point field goals made (33) and rebounding (3.9 rpg.).
- Scored in all 15 games played, including 12 double-digit scoring games and one 20-point contest... Led the team in scoring in 7 games... Scored a season-high 25 points vs. Winthrop (12/3/20) on 8-of-20 field goals, including 5-of-14 from 3-point range... Twice had 19 points vs. Central Arkansas (12/6/20) and UT Arlington (1/23/21).
- Posted four consecutive double-doubles (points/assists), including a near triple-double vs. Duquesne (11/30/20) with 13 points, 11 assists and 9 rebounds... Followed with 25 points and 10 assists vs. Winthrop (12/3/20), 19 points and 13 assists vs. Central Arkansas (12/6/20) and 17 points and 10 assists vs. Champion Christian (12/18/20).
- Was third on the team in 3-point field goals made (33), averaging 2.2 per game... Made at least 2 triples in 11 games, including a season-high 5 vs. Winthrop (12/3/20).
- Led the team in free throw percentage (87.3), going perfect from the line in 6 games... Went a perfect 9-of-9 from the free throw line vs. Prairie View A&M (11/25/20).
- His 90 assists were nearly double (50) the player in second place on the team... Led the Trojans in assists in 12 of 15 games played... Dished out double-digit assists in 4 games, including 5 or more in 5 other contests... Had a season-high 13 assists vs. Central Arkansas (12/6/20).
- Ranked third in rebounding (3.9 rpg.)... Grabbed a season-high 9 vs. Duquesne (11/30/20).
- Totaled a team-high 35 steals, including at least 2 in 10 games... Led the team in steals in 9 games... Collected a season-high 6 steals vs. Prairie View A&M (11/25/20).
- Saw action in 8 Sun Belt games, including 1 start... Averaged 11.9 points on 37.2 percent shooting (29-of-78), including 34.1 percent (15-of-44) from 3-point range, in Sun Belt play with 3.3 rebounds, 3.5 assists and 2.0 steals in 26.7 minutes per game... Connected on 84.6 percent (22-of-26) from the free throw line.
- Scored in double figures 5 times in 8 Sun Belt games, including 19 at UT Arlington (1/23/21).
- Coached by **Darrell Walker**.



As A Sophomore at Little Rock (2019-20)

- Helped the Trojans post one of the best turnarounds in the nation, going from 10 to 21 wins and winning the Sun Belt title by a full two games... The 11-win improvement was tied for the second-most in the country in 2019-20... The tournament was canceled due to COVID-19, thwarting a possible NCAA Tournament appearance.
- Selected as a Lou Henson All-American, which goes to the top-40 players at the mid-major level of Division I... One of just two Sun Belt Conference players to earn All-America honors and one of just 5 sophomores on the list... The school's ninth All-American and the first since 2010-11.
- Named First Team NABC All-District and First Team USBWA All-Region.
- Earned First Team All-Sun Belt honors from the league coaches.
- Honored as the Sun Belt Conference Player of the Week on three occasions (11/19/19, 12/3/19, 2/3/19).
- Saw action in 28 games with 26 starts... Missed 3 games and saw limited playing time in 2 others due to injury.
- Logged nearly 1,000 minutes (939), averaging a team-best 33.5 minutes per game... Ranked eighth in the Sun Belt in minutes played... Played 30 or more minutes in 22 games, including playing all 40 minutes on 10 occasions.
- Averaged a team-best 17.2 points on 42.7 percent shooting (151-of-354), including 39.1 percent (77-of-197) from 3-point range, with a team-high 4.9 assists, 3.0 rebounds and 2.2 steals per game... Connected on team-best 87.9 percent (102-of-116) from the line, including a stretch of 27 in a row from January 6 to February 13, 2020.
- Led the team in nearly every category, including scoring (17.2 ppg.), points (481), double-digit scoring games (21), field goals made (151), 3-point field goals made (77), assists (136) and steals (62).
- Ranked among the top-5 in the Sun Belt in 7 categories, including leading the league in 3-point field goals (2.8) and free throw percentage (87.9)... Also ranked second in the Sun Belt in assists (4.9 app.), third in 3-point field goal percentage (39.1) and steals (2.2 spg.), fourth in scoring (17.2 ppg.) and fifth in field goal percentage (42.7).
- Scored in double figures in 21 of 28 games played with 12 20-point games and a pair of 30-point contests... Led the team in scoring in 13 games... Scored 20 or more points in 3 straight games on two occasions... Opened the year with double-digit scoring in 11 of the first 12 games, including 8 games of 20 or more points.
- Both 30-point performances came against ULM, including a season-high 33 on Dec. 19, 2019, as he combined 65 points and 15 3-pointers vs. the Warhawks in 2019-20... Posted 29 points vs. UT Arlington (1/4/20).
- Made national headlines in a win over ULM (12/19/19), scoring a season-high 33 points, including making 3 triples in the final 35 seconds and the game-winner from near mid-court with 3 seconds to play... Finished the game with 8 treys, which ranks third all-time in school history.

2020-21 Game-by-Game Stats | Junior (at Little Rock)

Opponent	GS	MIN	FG-A	3FG-A	FT-A	O-D-T	PF	A	TO	Blk	Stl	Pts
vs. Prairie View A&M+	*	37	3-17	2-9	9-9	3-2-5	1	5	5	0	6	17
vs. UNC Greensboro+	*	34	4-14	2-5	0-0	1-2-3	5	6	6	0	3	10
vs. Duquesne+	*	37	3-10	1-3	6-7	1-8-9	0	11	7	0	2	13
vs. Winthrop+	*	39	8-20	5-14	4-4	0-3-3	3	10	7	0	0	25
vs. Western Kentucky+	ccd.											
CENTRAL ARKANSAS	*	36	4-13	2-6	9-10	1-4-5	3	13	7	0	2	19
TEXAS A&M-TEXARKANA	ccd.											
CHAMPION CHRISTIAN	*	27	7-13	3-7	0-2	0-4-4	2	10	0	0	5	17
@Missouri State	*	35	5-18	3-11	5-5	0-4-4	3	7	3	0	1	18
UT ARLINGTON*	DNP											
UT ARLINGTON*	DNP											
@Louisiana*		26	1-6	0-2	0-0	0-1-1	0	4	1	0	2	2
@Louisiana*		25	5-15	1-6	4-5	1-3-4	1	3	0	0	2	15
TEXAS STATE*		33	1-6	1-5	6-6	0-3-3	3	3	2	0	0	9
TEXAS STATE*	DNP											
@UT Arlington*		24	4-10	3-7	0-0	1-2-3	2	5	7	0	5	11
@UT Arlington*		28	6-13	4-8	3-3	1-2-3	4	3	4	0	0	19
ULM*		29	5-13	2-6	5-8	4-2-6	2	3	4	0	3	17
ULM*		32	5-12	2-8	4-4	1-3-4	2	6	4	0	4	16
@Texas State*	*	15	2-3	2-2	0-0	1-1-2	0	1	2	0	0	6
@Texas State*	DNP^											
@Arkansas State*	DNP^											
ARKANSAS STATE*	DNP^											
@ULM*	DNP^											
@ULM*	DNP^											
LOUISIANA*	DNP^											
LOUISIANA*	DNP^											
vs. Appalachian State!	DNP^											

+Wade Houston Tipoff Classic (Louisville, Ky.)  
 !Sun Belt Championship (Pensacola, Fla.)  
 ^Opted out for the rest of the 2020-21 season on Feb. 7

Nowell's Career Conference Stats [Sun Belt/Big 12]

YEAR	GP	GS	Min	Avg.	FGM	FGA	Pct.	3FGM	3FGA	Pct.	FTM	FTA	Pct.	Off	Def	Tot	Avg.	PF	Ast	TO	Blk	Stl	Pts	Avg.
2018-19 (Fr.)	15	11	475	31.7	58	146	.397	30	74	.405	20	26	.769	5	35	40	2.7	33	64	48	0	18	166	11.1
2019-20 (So.)	17	15	522	30.7	78	200	.390	49	123	.398	58	66	.879	2	36	38	2.2	37	86	53	2	30	263	15.5
2020-21 (Jr.)	8	1	214	26.7	29	78	.372	15	44	.341	22	26	.846	9	17	26	3.3	14	28	24	0	16	95	11.9
2021-22 (Sr.)	14	14	458	32.7	60	154	.390	24	72	.333	37	47	.787	7	38	45	3.2	36	74	39	0	34	181	12.9
<b>Totals</b>	<b>54</b>	<b>41</b>	<b>1669</b>	<b>30.9</b>	<b>225</b>	<b>578</b>	<b>.389</b>	<b>118</b>	<b>313</b>	<b>.377</b>	<b>137</b>	<b>165</b>	<b>.830</b>	<b>23</b>	<b>126</b>	<b>149</b>	<b>2.8</b>	<b>120</b>	<b>252</b>	<b>164</b>	<b>2</b>	<b>98</b>	<b>705</b>	<b>13.1</b>



Nowell Overview (cont.)

As A Sophomore at Little Rock (cont.)

- Collected first career double-double with 17 points and a season-high 13 assists vs. Appalachian State (2/1/20), which also included a team-high 4 steals in 40 minutes.
- His team-leading 77 3-pointers were more than twice that of any teammate... Had at least 3 triples in 12 games, including a season-high 8 vs. ULM (12/19/19)... Also knocked down 7 vs. UT Arlington (1/4/20) and ULM (2/27/20).
- Finished the season making 102 of his 116 free throw attempts as the 87.9 percentage rate is the second-best in program history... Made 27 straight free throws from Jan. 6 through Feb. 13, 2020... Went perfect from the line in 13 games, including a 12-of-12 vs. Arkansas State (2/8/20).
- Ended the season with 136 assists, dishing at least 5 in 14 games... Tallied a season-best 13 vs. Appalachian State (2/1/20)... Led the team in assists in 18 games.
- Snagged 83 rebounds, averaging 3.0 per game... Posted a season-high 8 at Central Arkansas (11/17/19).
- His 62 steals ranked 30th nationally and eighth in program history... Had a season-high 5 steals on three times.
- Saw action in 17 Sun Belt games with 15 starts... Averaged a team-best 15.5 points on 39 percent shooting (78-of-200), including 39.8 percent (49-of-123) from 3-point range, with 5.1 assists, 2.2 rebounds, 1.8 steals in 30.7 minutes per game... Connected on league-best 87.9 percent (58-of-66) from the free throw line.
- Led the team in scoring (15.5 ppg.), points (263), 3-pointers (49), assists (86) and steals (30) in Sun Belt play.
- Scored in double figures 11 times in 17 Sun Belt games.
- Finished among the Sun Belt's Top 10 in 7 categories, including leading the league in 3-point field goals made (2.9) and free throw percentage (87.9)... Also ranked second in assists (5.1 apg.), 3-point field goal percentage (39.8), fifth in steals (1.8 spg.), eighth in scoring (15.5 ppg.) and seventh in assist/turnover ratio (1.6).
- Coached by Darrell Walker.

As A Freshman at Little Rock (2018-19)

- Saw action in 25 games, including 18 starts.
- Logged nearly 800 minutes (761), averaging 30.4 per game... Had a season-high 41 at Georgetown (12/22/18).
- Averaged 11.1 points on 38.2 percent shooting (95-of-249), including 35.4 percent (46-of-130) from 3-point range, with 4.2 assists, 3.2 rebounds and 1.4 steals per game... Connected on 79.2 percent (42-of-53) from the line.
- Led the team in free throw percentage (79.2), assists (105) and steals (36), while was second in scoring (11.1 ppg.), 3-point field goals made (46) and minutes (30.4 mpg.).
- Scored in 22 games, including 15 double-digit scoring games... Also posted 3 games of 20 or more points and one 30-point performance... Scored a season-high 34 points in his first college game vs. SE Oklahoma (11/8/18) on 12-of-24 field goals, including 6-of-13 from 3-point range... Had a 24-point outing at Georgetown (12/22/18) to go with 21 at UT Arlington (1/19/19) and 20 vs. Appalachian State (1/26/19).

2019-20 Game-by-Game Stats | Sophomore (at Little Rock)

Opponent	GS	MIN	FG-A	3FG-A	FT-A	O-D-T	PF	A	TO	Blk	Stl	Pts
@Missouri State	*	40	4-11	0-4	4-4	0-2-2	3	8	2	0	1	12
@Illinois State	*	40	10-21	4-10	4-5	1-1-2	2	4	4	0	4	28
<b>SOUTHWEST BAPTIST</b>	*	<b>39</b>	<b>6-13</b>	<b>2-7</b>	<b>6-6</b>	<b>1-4-5</b>	<b>2</b>	<b>4</b>	<b>4</b>	<b>0</b>	<b>5</b>	<b>20</b>
@Central Arkansas	*	40	10-19	3-7	2-2	2-6-8	3	7	2	0	4	25
@Memphis	*	40	5-10	1-3	5-6	0-5-5	4	3	10	0	4	16
@N.C. State	*	40	3-11	0-3	2-2	0-6-6	1	6	3	0	2	8
<b>ST. FRANCIS BROOKLYN</b>	*	<b>35</b>	<b>6-12</b>	<b>4-8</b>	<b>12-14</b>	<b>1-5-6</b>	<b>3</b>	<b>2</b>	<b>6</b>	<b>0</b>	<b>4</b>	<b>28</b>
<b>ALCORN STATE</b>	*	<b>40</b>	<b>10-18</b>	<b>3-9</b>	<b>3-5</b>	<b>1-3-4</b>	<b>1</b>	<b>2</b>	<b>8</b>	<b>0</b>	<b>2</b>	<b>26</b>
<b>EAST TENNESSEE STATE</b>	*	<b>38</b>	<b>7-16</b>	<b>4-9</b>	<b>2-2</b>	<b>1-2-3</b>	<b>0</b>	<b>6</b>	<b>4</b>	<b>0</b>	<b>1</b>	<b>20</b>
@North Texas	*	28	3-8	2-6	2-2	0-1-1	1	4	3	0	3	10
<b>TENNESSEE STATE</b>	*	<b>37</b>	<b>9-15</b>	<b>5-8</b>	<b>2-2</b>	<b>0-3-3</b>	<b>1</b>	<b>4</b>	<b>5</b>	<b>0</b>	<b>2</b>	<b>25</b>
@ULM*	*	40	11-21	8-14	3-4	0-3-3	2	5	6	0	3	33
@Louisiana*	*	25	3-7	1-4	0-0	0-0-0	4	4	4	0	0	7
<b>TEXAS STATE*</b>	*	<b>25</b>	<b>3-7</b>	<b>1-2</b>	<b>0-0</b>	<b>0-3-3</b>	<b>5</b>	<b>6</b>	<b>1</b>	<b>0</b>	<b>1</b>	<b>7</b>
<b>UT ARLINGTON*</b>	*	<b>40</b>	<b>10-19</b>	<b>7-13</b>	<b>2-2</b>	<b>0-1-1</b>	<b>2</b>	<b>1</b>	<b>3</b>	<b>1</b>	<b>2</b>	<b>29</b>
<b>GEORGIA SOUTHERN*</b>	*	<b>38</b>	<b>2-13</b>	<b>2-8</b>	<b>1-2</b>	<b>0-1-1</b>	<b>2</b>	<b>6</b>	<b>6</b>	<b>0</b>	<b>2</b>	<b>7</b>
@Troy*	DNP											
<b>SOUTH ALABAMA*</b>	<b>DNP</b>											
@Coastal Carolina*		4	0-1	0-1	0-0	0-0-0	0	2	2	0	0	0
@Appalachian State*	DNP											
<b>TROY*</b>	<b>26</b>	<b>2-7</b>	<b>1-4</b>	<b>2-2</b>	<b>1-4-5</b>	<b>3</b>	<b>6</b>	<b>1</b>	<b>0</b>	<b>0</b>	<b>7</b>	
@South Alabama*	*	40	7-17	5-12	3-3	0-3-3	1	4	1	0	1	22
<b>COASTAL CAROLINA*</b>	<b>35</b>	<b>2-13</b>	<b>1-10</b>	<b>9-9</b>	<b>0-1-1</b>	<b>0</b>	<b>9</b>	<b>6</b>	<b>0</b>	<b>5</b>	<b>14</b>	
<b>APPALACHIAN STATE*</b>	<b>40</b>	<b>6-12</b>	<b>5-8</b>	<b>0-0</b>	<b>0-2-2</b>	<b>3</b>	<b>13</b>	<b>3</b>	<b>0</b>	<b>4</b>	<b>17</b>	
<b>ARKANSAS STATE*</b>	<b>33</b>	<b>5-15</b>	<b>2-7</b>	<b>12-12</b>	<b>0-2-2</b>	<b>4</b>	<b>5</b>	<b>1</b>	<b>0</b>	<b>0</b>	<b>24</b>	
@Texas State*	*	30	1-5	1-2	2-4	1-1-2	2	2	6	0	1	5
@UT Arlington*	*	31	2-11	0-5	7-8	0-2-2	2	8	4	0	2	11
@Arkansas State*	*	36	6-14	2-6	5-6	0-3-3	4	6	2	0	2	19
<b>ULM*</b>	<b>38</b>	<b>10-25</b>	<b>7-19</b>	<b>5-6</b>	<b>0-3-3</b>	<b>1</b>	<b>2</b>	<b>2</b>	<b>0</b>	<b>2</b>	<b>32</b>	
<b>LOUISIANA*</b>	<b>34</b>	<b>5-10</b>	<b>4-6</b>	<b>5-6</b>	<b>0-5-5</b>	<b>1</b>	<b>7</b>	<b>4</b>	<b>1</b>	<b>5</b>	<b>19</b>	
@Georgia State*	*	7	3-3	2-2	2-2	0-2-2	1	0	1	0	0	10
vs. Georgia Southern!	Canceled											

!Sun Belt Championship (Pensacola, Fla.)

- Posted 11 double-digit scoring games in a 12-game span from Dec. 22 to Feb. 9.
- Was second in 3-point field goals made (46), hitting on 2 or more in 13 games.
- Knocked down a season-high 6 vs. SE Oklahoma (11/8/18).
- Led in free throw percentage (79.2), going perfect from the line in 9 games... Went a near perfect 12 of 13 from the free throw line at Georgetown (12/22/18).
- Totaled a team-leading 105 assists, including a season-high 8 vs. SE Oklahoma (11/8/18).
- Grabbed 79 rebounds on the year, averaging 3.2 per game... Posted at least 5 rebounds in 6 games, including a season-high 7 at Memphis (12/19/18) and South Alabama (2/9/19).
- Led the way with 36 steals, including at least 1 in 18 games... Snagged a season-high 5 steals at Georgetown (12/22/18) to go along with 24 points and 6 assists.
- Saw action in 15 Sun Belt games with 11 starts... Averaged 11.1 points on 39.7 percent shooting (58-of-146), including 40.5 percent (430-of-74) from 3-point range, in Sun Belt play with 4.3 assists, 2.7 rebounds and 1.2 steals in 31.7 minutes per game... Connected on 76.9 percent (20-of-26) from the free throw line.
- Led the team in assists (64) in Sun Belt play, while was second in scoring (11.1 ppg.), 3-point field goals made (30), 3-point field goal percentage (40.5), steals (18) and minutes (31.7 mpg.).
- Scored in double figures 10 times in 15 Sun Belt games.
- Coached by Darrell Walker.

High School

- A consensus 3-star recruit who was rated as the No. 9 prospect in New Jersey by 247Sports.
- Played his senior year in 2017-18 at The Patrick School in Hillsdale, N.J., which is the alma mater of several current and former NBA players, including Derrick Gordon, Michael Kidd-Gilchrist and Kyrie Irving.
- Averaged 10.9 points during an injury-plagued senior season... Missed all January due to injury, but returned to play in 8 of the last 9 games, averaging 12.6 points, including a season-high 22 points vs. Camden (2/11/18).
- Transferred to The Patrick School after playing two seasons (2015-17) at Bishop Loughlin High School in Brooklyn, N.Y., where he played alongside brothers Julian (St. John's) and Justin (Pittsburgh) Champagne...
- Averaged 19.9 points and 8.1 assists as a junior in 2016-17 and helped the Lions to a No. 8 final ranking in Class AA.
- Coached by Chris Chavannes.

Personal

- Markquis Morris Nowell was born December 25, 1999, in New York City... Parents are Marcus Nowell, Sr., and Kisha Morales... Has three brothers (Marcus, Marius and Marek).
- Held offers out of high school from Minnesota, Georgetown, Rutgers, Seton Hall, VCU and Western Kentucky.
- Major is communication studies.

2018-19 Game-by-Game Stats | Freshman (at Little Rock)

Opponent	GS	MIN	FG-A	3FG-A	FT-A	O-D-T	PF	A	TO	Blk	Stl	Pts
<b>SE OKLAHOMA STATE</b>	<b>*</b>	<b>39</b>	<b>12-24</b>	<b>6-13</b>	<b>4-6</b>	<b>0-4-4</b>	<b>2</b>	<b>8</b>	<b>4</b>	<b>0</b>	<b>4</b>	<b>34</b>
@Tennessee State	*	19	1-5	0-3	2-2	1-3-4	3	2	5	0	0	4
@Nevada	*	35	2-12	2-8	0-2	0-3-3	1	3	3	0	0	6
@Tulsa	*	24	2-6	0-2	0-0	1-4-5	2	4	3	0	1	4
<b>HOWARD</b>	<b>*</b>	<b>28</b>	<b>4-9</b>	<b>1-4</b>	<b>2-2</b>	<b>0-6-6</b>	<b>2</b>	<b>7</b>	<b>5</b>	<b>0</b>	<b>1</b>	<b>11</b>
<b>ARKANSAS-PINE BLUFF</b>	<b>*</b>	<b>30</b>	<b>6-15</b>	<b>1-7</b>	<b>0-0</b>	<b>0-1-1</b>	<b>2</b>	<b>2</b>	<b>0</b>	<b>0</b>	<b>2</b>	<b>13</b>
@Central Arkansas	DNP											
<b>SAM HOUSTON STATE</b>	<b>DNP</b>											
<b>BRADLEY</b>	<b>DNP</b>											
<b>CENTRAL ARKANSAS</b>	<b>10</b>	<b>1-1</b>	<b>1-1</b>	<b>0-0</b>	<b>0-0-0</b>	<b>1</b>	<b>0</b>	<b>0</b>	<b>0</b>	<b>0</b>	<b>0</b>	<b>3</b>
<b>MILES COLLEGE</b>	<b>29</b>	<b>0-8</b>	<b>0-6</b>	<b>0-0</b>	<b>1-5-6</b>	<b>1</b>	<b>6</b>	<b>2</b>	<b>0</b>	<b>3</b>	<b>0</b>	
@Memphis		31	4-10	3-6	2-2	1-6-7	3	3	6	0	2	13
@Georgetown	*	41	5-13	2-6	12-13	1-2-3	4	6	7	0	5	24
@ULM*	*	37	6-11	4-8	2-2	0-2-2	3	7	3	0	2	18
@Louisiana*	*	36	4-14	2-3	4-6	1-5-6	3	3	4	0	0	14
<b>TROY*</b>	<b>40</b>	<b>5-12</b>	<b>4-6</b>	<b>2-2</b>	<b>2-0-2</b>	<b>4</b>	<b>6</b>	<b>3</b>	<b>0</b>	<b>1</b>	<b>16</b>	
<b>SOUTH ALABAMA*</b>	<b>27</b>	<b>3-9</b>	<b>0-4</b>	<b>2-2</b>	<b>0-0-0</b>	<b>1</b>	<b>6</b>	<b>5</b>	<b>0</b>	<b>1</b>	<b>8</b>	
@Texas State*	*	35	6-10	1-2	0-0	0-0-0	3	3	4	0	0	13
@UT Arlington*	*	35	8-13	4-7	1-3	0-0-0	4	7	1	0	3	21
<b>COASTAL CAROLINA*</b>	<b>27</b>	<b>4-7</b>	<b>2-4</b>	<b>0-1</b>	<b>0-1-1</b>	<b>0</b>	<b>2</b>	<b>5</b>	<b>0</b>	<b>0</b>	<b>10</b>	
<b>APPALACHIAN STATE*</b>	<b>38</b>	<b>6-16</b>	<b>4-8</b>	<b>4-4</b>	<b>0-4-4</b>	<b>2</b>	<b>5</b>	<b>6</b>	<b>0</b>	<b>1</b>	<b>20</b>	
<b>ARKANSAS STATE*</b>	<b>40</b>	<b>5-14</b>	<b>3-7</b>	<b>0-0</b>	<b>0-3-3</b>	<b>3</b>	<b>6</b>	<b>3</b>	<b>0</b>	<b>1</b>	<b>13</b>	
@Troy*	*	36	4-9	3-7	0-0	0-3-3	2	6	2	0	4	11
@South Alabama*	*	31	3-9	2-7	2-2	1-6-7	2	3	2	0	1	10
<b>UT ARLINGTON*</b>	<b>DNP</b>											
<b>TEXAS STATE*</b>	<b>8</b>	<b>0-2</b>	<b>0-2</b>	<b>0-0</b>	<b>0-2-2</b>	<b>1</b>	<b>2</b>	<b>0</b>	<b>0</b>	<b>0</b>	<b>0</b>	
@Arkansas State*		28	3-8	1-3	2-2	0-3-3	2	2	2	0	2	9
@Georgia Southern*		34	1-5	0-1	1-2	0-3-3	2	2	4	0	1	3
@Georgia State*	*	23	0-7	0-5	0-0	1-3-4	1	4	4	0	1	0
<b>LOUISIANA*</b>	<b>DNP</b>											
vs. ULM!	DNP											

!Sun Belt Championship (Pensacola, Fla.)





@camryncarter23 / camc.5

# 5 Camryn Carter

6-3 / 190 / So.-TR / Guard  
Donaldsonville, La. (Oak Hill [Va.] Academy/Mississippi State)



### Career

Full bio at [kstatesports.com/CamrynCarter](http://kstatesports.com/CamrynCarter)

- Transferred to K-State for the 2022-23 season with 3 seasons of eligibility remaining after playing one season at Mississippi State (2021-22)... Was the second signee for new head coach **Jerome Tang**.
- Saw action in 27 of 34 games in his true freshman season at MSU with 4 starts in 2021-22... Played in more games than any other Bulldog freshman with nearly half of his minutes (108 of 227) coming in the last 11 games... All 4 starts came in SEC play... Helped the Bulldogs win 18 games, including 8 in SEC play, and a trip to the NIT.
- Has two career double-digit scoring games, including a career-best 15 points at Alabama on Feb. 16, 2022... Scored 11 points in his first college game vs. North Alabama on Nov. 10, 2021.

### As A Freshman at Mississippi State (2021-22)

- Played in 27 of 34 games, including 4 starts, while helping Mississippi State to an 18-16 record, including an 8-10 mark in SEC play, and a trip to the NIT in 2021-22... Played in more games than any other Bulldog freshman.
- Logged 227 minutes, averaging 8.4 per game... Nearly half of his total minutes (108) came in the last 11 games... Played a season-high 28 minutes in his first start at Alabama (2/16/22).
- Averaged 2.1 points on 38.5 percent shooting (20-of-52), including 30 percent (6-of-20) from 3-point range, with 0.8 rebounds, 0.9 assists and 0.4 steals per game... Connected on 68.8 percent (11-of-16) from the line.
- Scored in 12 games, including a pair of double-digit scoring games... Tallied a season-high 15 points in first career start at No. 25 Alabama (2/16/22), going 4-of-12 from the field, including 3-of-6 from 3-point range, and 4-of-4 from the free throw line... Also added 3 assists and 1 steal vs. the Crimson Tide... Had 11 points in his college game vs. North Alabama (11/10/21), going a perfect 4-of-4 from the field, including 1-of-1 from long range, and 2-of-2 from the line, to go with 2 assists, 2 steals and a block in 19 minutes.
- Grabbed multiple rebounds in 4 games, including a season-high 4 vs. Missouri (2/18/22).
- Dished out 3 or more assists in 4 games, including a season-high 7 vs. Montana (11/13/21).
- All 4 of his starts came in SEC play, as he played in 14 conference games... Averaged 1.8 points on 29 percent (9-of-31) shooting to go with 1.1 rebounds, 0.5 assists and 0.4 steals in 8.2 minutes per game.
- Coached by **Ben Howland**.

### High School

- Rated as a consensus Top 150 prospect out of famed Oak Hill Academy in Mouth of Wilson, Va., where he played his senior season in 2020-21... Ranked No. 114 by *247Sports* and No. 148 by *Rivals*... Listed as a top-30 combo guard by both *Rivals* (26th) and *247Sports* (30th)... Rated as the third-best prospect in Virginia by *247Sports*.
- Helped Oak Hill Academy to a 20-9 record and a trip to the quarterfinals of the GEICO Nationals in 2020-21.
- Ranked third on the team in scoring (13.0 ppg.) behind future 5-star recruits **M.J. Rice** (Kansas) and **Caleb Foster** (Duke)... Connected on 50.4 percent (119-of-236) from the field, including 34.9 percent (22-of-63) from 3-point range, while hitting on 67.5 percent (27-of-40) from the free throw line... Led the team in steals (48/2.0 spg.), while was second in assists (104/4.3 rpg.) and third in rebounding (102/4.2 rpg.).
- Scored in double figures in 17 of 25 games played at Oak Hill with four 20-point performances... Posted a season-high 22 points on 10-of-16 field goals at Wasatch Academy on Jan. 9, 2021... Logged four double-doubles (points/rebounds), including a 16-point, 10-rebound effort to go with 8 assists and 3 steals against Pace Academy in the first round of the GEICO Nationals on March 31, 2021... Collected first career triple-double at Virginia Episcopal with 14 points, 12 rebounds and 12 assists on March 7, 2021.
- Earned the Coaches Award at Oak Hill, which is given to the player who gave himself to make the team better.
- Transferred to Oak Hill from East Ascension High School in Gonzales, La., where he played his junior season in 2019-20... Helped the Spartans to a 26-9 record and the second round of the 2020 Class 5A State Tournament.
- Was an honorable mention All-State selection at East Ascension by the Louisiana Sports Writers Association in 2019-20... Member of the First Team All-District 5-5A and First Team All-Parish squads.
- Coached by **Steve Smith** (Oak Hill Academy) and **Tyler Turner** (East Ascension).

### Personal

- Camryn Jabez Carter** was born March 17, 2003, in Donaldsonville, La. ... Parents are **Donald** and **Kimberly Pleasant**... Has 3 siblings (**Caleb**, **Christon** and **Chloe**)... Grandmother, a minister, is a huge influence in his life.
- Held offers out of high school from Georgetown, Ole Miss, Mississippi State and Virginia Tech before choosing the Bulldogs over the Hokies... Picked K-State over LSU.
- Played on the AAU circuit for the New Orleans Elite coached by **Colby Lewis**.
- Major is business administration.

### Honors

- 2020-21 Coaches Award while at Oak Hill Academy
- 2019-20 LSWA Honorable Mention All-State
- 2019-20 First Team All-District 5-5A
- 2019-20 First Team All-Parish



### Career Highs

Points	15, at Alabama (2/16/22)
Field Goals	4, twice
FG Attempts	12, at Alabama (2/16/22)
3-Point FGs	3, at Alabama (2/16/22)
3FG Attempts	6, at Alabama (2/16/22)
FT Made	4, at Alabama (2/16/22)
FT Attempts	4, twice
Rebounds	4, vs. Missouri (2/18/22)
Assists	7, vs. Montana (11/13/21)
Blocks	1, 3 times
Steals	2, twice
Minutes	28, at Alabama (2/16/22)

### Miscellaneous

	2021-22	Career
10+ Points:	2	2
15+ Points:	1	1
20+ Points:	—	—
30+ Points:	—	—
3+ 3FGM:	1	1
5+ Rebounds:	—	—
5+ Assists:	1	1
2+ Steals:	2	2
2+ Blocks:	—	—
Double-Doubles:	—	—
Played 30+ Minutes:	—	—

### 2021-22 Game-by-Game Stats | Freshman (at MSU)

Opponent	GS	MIN	FG-A	3FG-A	FT-A	O-D-T	PF	A	TO	Blk	Stl	Pts
NORTH ALABAMA	19	4-4	1-1	2-2	0-1-1	1	2	1	1	1	2	11
MONTANA	18	3-6	2-3	0-0	1-1-2	1	7	0	0	0	0	8
DETROIT MERCY	10	0-0	0-0	0-0	0-0-0	1	1	0	0	0	0	0
MOREHEAD STATE	3	0-0	0-0	0-0	0-0-0	0	0	1	0	1	0	0
vs. Louisville+	2	0-0	0-0	0-0	0-0-0	1	0	1	0	0	0	0
vs. Richmond+	DNP											
LAMAR	3	0-1	0-0	0-0	0-0-0	0	0	0	0	0	0	0
MINNESOTA	DNP											
vs. Colorado State#	DNP											
GEORGIA STATE	13	2-3	0-1	3-4	0-0-0	0	3	0	1	1	1	7
FURMAN	13	1-4	0-1	0-0	0-1-1	1	0	3	0	0	0	2
vs. Winthrop	15	1-2	0-1	1-2	0-1-1	0	4	1	0	1	1	3
ARKANSAS*	5	0-3	0-2	0-0	0-1-1	0	1	1	0	1	0	0
@Ole Miss*	DNP											
GEORGIA*	4	1-3	0-0	0-0	1-2-3	0	0	0	0	0	0	2
ALABAMA*	1	0-0	0-0	0-0	0-0-0	0	0	0	0	0	0	0
@Florida*	0+	0-0	0-0	0-0	0-1-1	0	0	0	0	0	0	0
OLE MISS*	6	0-2	0-1	0-0	0-0-0	0	1	0	0	1	0	0
@Kentucky*	DNP											
@Texas Tech\$	2	0-0	0-0	1-2	0-0-0	0	0	0	0	0	0	1
SOUTH CAROLINA*	3	1-1	0-0	0-0	0-0-0	0	0	0	0	0	0	2
@Arkansas*	DNP											
TENNESSEE*	DNP											
@LSU*	4	0-1	0-0	0-0	0-1-1	0	0	0	0	0	0	0
@Alabama*	*	28	4-12	3-6	4-4	0-2-2	4	3	1	0	1	15
MISSOURI*	*	17	1-2	0-1	0-0	1-3-4	1	0	3	0	1	2
@Missouri*	*	15	1-2	0-0	0-0	0-1-1	0	0	1	0	0	2
@South Carolina*	*	11	0-2	0-2	0-0	0-0-0	0	0	2	0	2	0
VANDERBILT*	7	0-0	0-0	0-0	0-1-1	0	0	1	0	0	0	0
AUBURN*	2	0-2	0-1	0-2	1-0-1	0	0	0	0	0	0	0
@Texas A&M*	10	1-1	0-0	0-0	0-0-0	3	2	2	1	0	2	2
vs. South Carolina^	11	0-1	0-0	0-0	0-1-1	3	1	1	0	0	0	0
vs. Tennessee^	1	0-0	0-0	0-0	0-0-0	1	0	0	0	0	0	0
@Virginia%	2	0-0	0-0	0-0	0-0-0	1	0	0	0	0	0	0

+ Baha Mar Hoops Bahamas Championship (Nassau, The Bahamas)  
#Basketball Hall of Fame Classic (Fort Worth, Texas)  
\$Big 12/SEC Challenge (Lubbock, Texas)  
^SEC Tournament (Tampa, Fla.)  
%NIT (Charlottesville, Va.)  
\*SEC Game

### Carter Career/Conference Stats [Mississippi State/SEC]

YEAR	GP	GS	Min	Avg.	FGM	FGA	Pct.	3FGM	3FGA	Pct.	FTM	FTA	Pct.	Off	Def	Tot	Avg.	PF	Ast	TO	Blk	Stl	Pts	Avg.
2021-22 (Fr.)	27	4	227	8.4	20	52	.385	6	20	.300	11	16	.688	4	17	21	0.8	18	25	19	3	11	57	2.1
Totals	27	4	227	8.4	20	52	.385	6	20	.300	11	16	.688	4	17	21	0.8	18	25	19	3	11	57	2.1
YEAR	GP	GS	Min	Avg.	FGM	FGA	Pct.	3FGM	3FGA	Pct.	FTM	FTA	Pct.	Off	Def	Tot	Avg.	PF	Ast	TO	Blk	Stl	Pts	Avg.
2021-22 (Fr.)	14	4	116	8.3	9	31	.290	3	13	.231	4	6	.667	3	12	15	1.1	8	7	11	1	6	25	1.8
Totals	14	4	116	8.3	9	31	.290	3	13	.231	4	6	.667	3	12	15	1.1	8	7	11	1	6	25	1.8



@DavidNGuessan1 / davidnguessan1

# 3 David N'Guessan

6-9 / 215 / Jr.-TR / Forward  
De Lier, The Netherlands (Mt. Zion Prep [Md.]/Virginia Tech)

Pronounced  
Guh-SAHN

⇒ Full bio at [kstatesports.com/DavidN'Guessan](http://kstatesports.com/DavidN'Guessan)



## Career

- Transferred to K-State for the 2022-23 season with 2 seasons of eligibility after playing at Virginia Tech (2020-22).
- Saw action in 57 of a possible 58 games in his Virginia Tech career, averaging 3.3 points and 2.6 rebounds in 12.0 minutes per game... Helped the Hokies to 38 wins, consecutive NCAA Tournament appearances (2021, 2022) and their first-ever ACC Tournament title in 2022.
- Has scored nearly 200 points in his career, averaging 3.3 points on 51 percent (73-of-143) shooting, including 23.5 percent (4-of-17) from 3-point range, with 2.6 rebounds, 0.6 assists and 0.4 blocks in 12.0 minutes per game in his playing career at Virginia Tech.
- Has registered double-figure points 4 times in his career, including in back-to-back ACC road games at Wake Forest (1/17/21) and Syracuse (1/23/21) as a freshman in 2020-21.
- Grabbed at least 5 rebounds in 12 games as a Hokie with a career-high 9 vs. Cornell (12/8/21).
- Has hit on 51 percent of his field goals in his career, including 54.8 percent (69-of-126) on 2-point shots... Hit on 58.3 percent (21-of-36) as a freshman in 2020-21.
- Selected K-State over Maryland, Georgetown, St. Joseph's, George Washington, UMass and Rhode Island.

## As A Sophomore at Virginia Tech (2021-22)

- Saw action in all 36 games in 2021-22... Helped the Hokies to a 23-13 overall record, including an 11-9 mark in ACC play... The squad won four games in four days to win the ACC Tournament title and advanced to the NCAA Tournament for the second straight season.
- Averaged 3.7 points on 48.6 percent shooting (52-of-107) with 2.7 rebounds and 0.6 blocks in 13.4 minutes per game... Connected on 53.3 percent (24-of-45) from the free throw line.
- Ranked second among reserves in minutes per game, while was third on the team in blocked shots (22), fourth in field goals attempted (107) and fifth in rebounding (2.7 rpg.).
- Scored in 26 games, including a pair of double-digit scoring games... Scored a season-high 15 points on 7-of-7 shooting in the season opener vs. Maine (11/9/21).
- Grabbed at least 5 rebounds in 8 games... Nearly had his first career double-double in a win over Cornell (12/8/21) with 10 points and a season-high 9 rebounds to go with 2 assists and 2 blocks in 23 minutes.
- Posted 6 games each of recorded multiple assists and multiple blocks, including a 2-assist, 3-block effort vs. Notre Dame (1/15/22).
- Saw action in all 20 ACC games, averaging 2.9 points on 41.4 percent (24-of-58) shooting to go with 2.4 rebounds and 0.8 assists in 13.3 minutes per game.
- Played in all 4 ACC Tournament games, including a 9-point, 6-rebound effort in the second-round win over Clemson (3/9/22)... Played nearly 10 minutes in the first-round NCAA Tournament loss to Texas (3/18/22), scoring 3 points on 1-of-2 shooting and hitting his one free throw while posting a block.
- Coached by Mike Young.



## Career Highs

Points	15, vs. Maine (11/9/21)
Field Goals	7, vs. Maine (11/9/21)
FG Attempts	8, vs. Georgia Tech (2/2/22)
3-Point FGs	1, 4 times
3FG Attempts	2, 3 times
FT Made	5, vs. Clemson (3/9/22)
FT Attempts	7, twice
Rebounds	9, vs. Cornell (12/8/21)
Assists	3, vs. Pittsburgh (2/7/22)
Blocks	3, twice
Steals	2, 3 times
Minutes	27, at Florida State (1/29/22)

## Miscellaneous

	2021-22	Career
10+ Points:	2	4
15+ Points:	1	1
20+ Points:	—	—
30+ Points:	—	—
5+ Rebounds:	8	12
10+ Rebounds:	—	—
2+ Assists:	6	8
2+ Steals:	1	3
2+ Blocks:	6	8
Double-Doubles:	—	—
Played 30+ Minutes:	—	—

## 2021-22 Game-by-Game Stats | Sophomore (at VT)

Opponent	GS	MIN	FG-A	3FG-A	FT-A	O-D-T	PF	A	TO	Blk	Stl	Pts
MAINE	18	7-7	1-1	0-1	0-0	0-0	1	0	0	1	0	15
@Navy	14	0-4	0-0	0-2	0-4-4	2	1	0	0	1	0	0
RADFORD	18	3-5	1-1	0-0	1-2-3	3	0	2	0	2	7	7
SAINT FRANCIS (Pa.)	18	2-3	0-1	3-4	2-6-8	1	2	0	3	0	7	7
MERRIMACK	15	2-4	0-0	0-2	1-1-2	0	1	2	1	0	4	4
vs. 9/10 Memphis+	4	0-1	0-0	0-0	0-0-0	2	0	0	0	0	0	0
vs. 25/rv Xavier+	11	0-1	0-0	0-0	1-0-1	1	2	0	0	0	0	0
@Maryland#	11	2-4	0-0	1-2	1-3-4	2	0	1	0	0	5	5
WAKE FOREST*	17	0-6	0-2	0-0	3-0-3	2	0	1	2	1	0	0
CORNELL	23	3-6	0-0	4-7	2-7-9	1	2	2	2	0	10	10
@Dayton	13	2-2	1-1	1-1	0-1-1	3	0	1	1	0	6	6
vs. St. Bonaventure\$	15	1-2	0-0	1-2	1-5-6	2	1	2	0	0	3	3
@2/2 Duke*	6	0-1	0-1	0-0	0-0-0	2	0	0	0	1	0	0
N.C. STATE*	11	1-1	0-0	0-0	0-2-2	2	1	1	0	0	2	2
@Virginia*	1+	0-0	0-0	0-0	0-0-0	1	0	0	0	0	0	0
NOTRE DAME*	11	0-1	0-1	0-0	0-2-2	2	0	1	3	0	0	0
@N.C. State*	16	3-3	0-0	0-0	2-1-3	2	0	0	2	1	6	6
@Boston College*	15	1-3	0-0	2-3	2-1-3	2	0	0	0	1	4	4
@North Carolina*	8	0-0	0-0	0-0	0-0-0	0	0	1	0	0	0	0
MIAMI (Fla.)*	18	2-3	0-1	2-4	0-2-2	1	1	0	0	0	6	6
@Florida State*	27	3-4	0-0	0-0	0-2-2	2	1	0	0	0	6	6
GEORGIA TECH*	19	3-8	0-0	1-2	1-6-7	0	2	0	1	0	7	7
@Pittsburgh*	12	1-2	1-2	0-0	0-1-1	2	1	0	0	0	3	3
PITTSBURGH*	26	4-6	0-1	0-0	1-6-7	1	3	1	0	1	8	8
SYRACUSE*	6	0-4	0-0	1-2	3-2-5	1	0	0	1	0	1	1
VIRGINIA*	8	1-1	0-0	0-0	0-0-0	2	0	0	0	0	2	2
NORTH CAROLINA*	11	2-5	0-1	0-0	0-1-1	0	1	0	0	0	4	4
@Georgia Tech*	13	2-4	0-0	2-3	1-0-1	2	1	0	1	0	6	6
@Miami (Fla.)*	8	0-0	0-0	0-0	1-0-1	0	2	0	0	1	0	0
LOUISVILLE*	15	1-3	0-0	0-2	2-3-5	1	1	0	1	0	2	2
@Clemson*	17	0-3	0-2	0-0	2-0-2	1	1	1	2	0	0	0
vs. Clemson^	18	2-2	0-0	5-7	2-4-6	4	0	0	0	0	9	9
vs. Notre Dame^	13	1-1	0-0	0-0	0-3-3	3	0	1	0	1	2	2
vs. 25/rv North Carolina^	8	1-2	0-0	0-0	1-1-2	0	0	0	0	0	2	2
vs. 7/7 Duke^	8	1-3	0-0	0-0	2-0-2	3	0	0	0	0	2	2
vs. 25/25 Texas%	9	1-2	0-0	1-1	0-0-0	2	0	0	1	0	3	3

+NIT Season Tip-Off (Brooklyn, N.Y.)  
#Big Ten/ACC Challenge (College Park, Md.)  
\$Hall of Fame Shootout (Charlotte, N.C.)  
^ACC Tournament (Brooklyn, N.Y.)  
%NCAA Tournament (Milwaukee, Wis.)  
\*ACC Game

## N'Guessan Career Stats [Virginia Tech]

YEAR	GP	GS	Min	Avg.	FGM	FGA	Pct.	3FGM	3FGA	Pct.	FTM	FTA	Pct.	Off	Def	Tot	Avg.	PF	Ast	TO	Blk	Stl	Pts	Avg.
2020-21 (Fr.)	21	0	202	9.6	21	36	.583	0	2	.000	13	31	.419	15	33	48	2.3	33	8	9	2	6	55	2.6
2021-22 (So.)	36	0	483	13.4	52	107	.486	4	15	.267	24	45	.533	32	66	98	2.7	56	24	17	22	10	132	3.7
<b>Totals</b>	<b>57</b>	<b>0</b>	<b>685</b>	<b>12.0</b>	<b>73</b>	<b>143</b>	<b>.510</b>	<b>4</b>	<b>17</b>	<b>.235</b>	<b>37</b>	<b>76</b>	<b>.487</b>	<b>47</b>	<b>99</b>	<b>146</b>	<b>2.6</b>	<b>89</b>	<b>32</b>	<b>26</b>	<b>24</b>	<b>16</b>	<b>187</b>	<b>3.3</b>



N'Guessan Overview (cont.)

As A Freshman at Virginia Tech (2020-21)

- Played in 21 of 22 games as a true freshman during the abbreviated 2020-21 season... The Hokies posted a 15-7 record, including a 9-4 mark in ACC play, and advanced to the NCAA Tournament, losing to Florida in overtime.
- Averaged 2.6 points on 58.3 percent shooting (21-of-36) with 2.3 rebounds and 0.4 assists in 9.6 minutes per game... Connected on 41.9 percent (13-of-31) from the line.
- Scored in 12 games with a pair of double-digit scoring games... Posted a season-high 13 points on perfect shooting (5-of-5 field goals and 3-of-3 free throws) in a win at Wake Forest (1/17/21) and future teammate Ish Massoud... Had 10 points at Syracuse (1/23/21) on 4-of-5 field goals.
- Totaled 5 or more rebounds in 4 games, including a season-high 7 vs. Longwood (12/21/20).
- Saw action in 13 ACC games, averaging 2.9 points on 60 percent (15-of-25) shooting with 1.9 rebounds in 9.8 minutes per game... Connected on 44.4 percent (8-of-18) from the line.
- Coached by Mike Young.



High School

- Was rated as a consensus 3-star prospect by 247Sports and Rivals, including a top-40 forward nationally by both Rivals (36th) and 247Sports (39th)... Also ranked as the sixth-best player in Maryland by 247Sports.
- Played at Mt. Zion Prep in Baltimore, leading the school to a pair of Elite Eight appearances (2019, 2020) in the National Prep School Championship.
- Averaged 15 points, 7 rebounds and 3 assists per game as a senior in 2019-20.
- Coached by Roderick Harrison.

Personal

- David Marc Yapi N'Guessan was born June 12, 2000, De Lier, The Netherlands... Son of Pierre and Ester N'Guessan... Has three siblings (Rick, Sander and Lucas)... Brother, Lucas, played basketball at both Oklahoma State (2016-18) and East Tennessee State (2018-20)... Currently plays professionally in Spain.
- Held several offers out of high school before choosing Virginia Tech over St. Joseph's, VCU and Washington State.
- Majoring in sociology.

2020-21 Game-by-Game Stats | Freshman (at VT)

Opponent	GS	MIN	FG-A	3FG-A	FT-A	O-D-T	PF	A	TO	Blk	Stl	Pts
RADFORD	7	0-2	0-1	0-0	1-0-1	1	0	0	0	0	0	0
vs. 3/3 Villanova+	DNP											
vs. Temple+	ccd.											
vs. South Florida+	8	0-0	0-0	0-0	0-0-0	2	0	0	1	0	0	0
VMI	8	0-1	0-0	1-2	2-3-5	1	0	0	0	0	0	1
PENN STATE#	12	2-2	0-0	1-2	2-2-4	0	1	0	0	0	0	5
24/rv CLEMSON	5	0-1	0-0	0-0	2-1-3	1	0	1	0	0	0	0
COPPIN STATE	18	1-3	0-0	2-5	1-5-6	5	0	3	0	1	4	5
LONGWOOD	17	2-2	0-0	1-4	1-6-7	2	0	1	0	2	2	4
MIAMI (Fla.)	2	0-0	0-0	0-0	0-0-0	0	1	0	0	0	0	0
@22/24 Virginia*	ccd.											
@Louisville*	6	0-1	0-0	0-0	0-3-3	1	0	0	0	0	0	0
NOTRE DAME*	7	1-2	0-0	0-0	0-0-0	2	1	0	0	0	0	2
19/23 DUKE*	10	1-1	0-0	0-0	0-3-3	1	0	1	0	0	0	2
@Wake Forest*	14	5-5	0-0	3-3	0-1-1	1	0	0	0	0	0	13
BOSTON COLLEGE*	ccd.											
@Syracuse*	14	4-5	0-0	2-4	0-1-1	4	1	0	0	0	0	10
@Notre Dame*	15	0-0	0-0	0-4	2-2-4	4	0	1	0	0	0	0
8/8 VIRGINIA*	7	0-1	0-0	1-2	1-0-1	0	0	1	0	0	0	1
@Pittsburgh*	10	0-1	0-0	0-0	0-1-1	2	2	0	0	0	0	0
@Miami (Fla.)*	9	1-2	0-0	0-0	1-1-2	1	2	0	0	0	0	2
17/19 FLORIDA STATE*	ccd.											
@North Carolina*	ccd.											
@16/16 Florida State*	ccd.											
GEORGIA TECH*	7	0-1	0-0	0-0	1-0-1	3	0	0	0	0	0	0
WAKE FOREST*	19	3-5	0-1	2-5	1-4-5	1	0	0	1	2	8	8
LOUISVILLE*	ccd.											
@N.C. State*	ccd.											
vs. North Carolina^	5	1-1	0-0	0-0	0-0-0	0	0	1	0	1	2	2
vs. Florida%	3	0-0	0-0	0-0	0-0-0	1	0	0	0	0	0	0

+Basketball Hall of Fame Tip-Off (Uncasville, Conn.)  
 #Big Ten/ACC Challenge (Blacksburg, Va.)  
 ^ACC Tournament (Greensboro, N.C.)  
 %NCAA Tournament (Indianapolis, Ind.)  
 \*ACC Game

N'Guessan Career Conference Stats [ACC]

YEAR	GP	GS	Min	Avg.	FGM	FGA	Pct.	3FGM	3FGA	Pct.	FTM	FTA	Pct.	Off	Def	Tot	Avg.	PF	Ast	TO	Blk	Stl	Pts	Avg.
2020-21 (Fr.)	13	0	127	9.8	15	25	.600	0	1	.000	8	18	.444	8	17	25	1.9	21	7	4	1	2	38	2.9
2021-22 (So.)	20	0	266	13.3	24	58	.414	1	11	.091	8	16	.500	18	29	47	2.4	26	15	6	13	6	57	2.9
<b>Totals</b>	<b>33</b>	<b>0</b>	<b>393</b>	<b>11.9</b>	<b>39</b>	<b>83</b>	<b>.470</b>	<b>1</b>	<b>12</b>	<b>.083</b>	<b>16</b>	<b>34</b>	<b>.471</b>	<b>26</b>	<b>46</b>	<b>72</b>	<b>2.2</b>	<b>47</b>	<b>22</b>	<b>10</b>	<b>14</b>	<b>8</b>	<b>95</b>	<b>2.9</b>





@TheGreene40 / ty.greene0

# 4 Tykei Greene

6-4 / 205 / Sr.-TR / Guard  
Queens, N.Y. (Long Island Lutheran/Manhattan/Stony Brook)

Pronounced tie-KEY

### Career

⇒ Full bio at [kstatesports.com/TykeiGreene](http://kstatesports.com/TykeiGreene)

- Transferred to K-State for the 2022-23 season with one season of eligibility remaining after playing 2 seasons at both Manhattan College (2018-20) and Stony Brook (2020-22).
- Has seen action in 114 career games with 88 starts at Manhattan and Stony Brook, averaging better than 9 points in 3 of his 4 seasons.
- Has scored 1,112 career points (9.8 ppg.) on 42.2 percent shooting (394-of-934), including 31.8 percent (114-of-359) from 3-point range, while has connected on 60.5 percent (210-of-347) from the free throw line to go with 645 rebounds (5.7 rpg.), 96 assists (0.8 apg.) and 96 steals (0.8 spg.) in 3,089 minutes (27.1 mpg.).
- Scored 658 points (12.2 ppg.) on 48.8 percent shooting (242-of-496), including 36.8 percent (63-of-171) from 3-point range, with 410 rebounds (7.6 rpg.) in his two seasons at Stony Brook.
- Eclipsed the 1,000-point barrier with career-best 29-point effort at UMBC (2/16/22).
- Has 54 career double-digit scoring games, including 10 games with 20 or more points... Scored in double figures in 35 of 54 games played at Stony Brook, including in 23 of 31 games a senior (2021-22) with seven 20-point efforts... His career-high of 29 points came at UMBC (2/16/22).
- Has collected 14 career double-doubles (points/rebounds), including 9 in 2021-22... Ranks fourth in Stony Brook history in career double-doubles, while he is tied for the fifth for a single season.
- Has averaged nearly 6 rebounds per game in his career, including totaling more than 100 in each of his 4 seasons... Has secured double-digit rebounds in 17 games, while twice grabbing a career-best 14 vs. Sacred Heart (11/22/21) and Hartford (2/20/22).
- Has connected on 42.2 percent of his field goals in his career, including 48.7 percent (280-of-575) inside the 3-point line... Nearly shot 50 percent (48.8; 242-of-496) from the field at Stony Brook, including 36.8 percent from 3-point range... Nearly improved his field goal percentage by 10 percentage points from his junior (43.7; 83-of-190) to senior (52.0; 159-of-306) seasons.
- Has made 114 3-pointers in his career on 31.8 percent shooting... Made a huge jump in 2021-22, connecting on 42.6 percent (40-of-94) at Stony Brook.
- Closing on 100 career steals with nearly half (43) as a senior at Stony Brook in 2021-22.

### As A Senior at Stony Brook (2021-22)

- Selected to the America East Second Team by the league coaches.
- One of just five players named to the league's All-Academic Team.
- Played in all 31 games with 30 starts while helping Stony Brook double its win total (18) from the previous season, including a 10-8 mark in America East play, in 2021-22... The team was not eligible for postseason.
- Averaged 14 points on 52 percent shooting (159-of-306), including 42.6 percent (40-of-94) from 3-point range, with 8.1 rebounds, 1.1 assists and 1.4 steals in 31 minutes per game as a senior in 2021-22... Connected on 64.2 percent (77-of-120) from the free throw line.
- Ranked first or second on the team in nearly every category, including tops in double-doubles (9), rebounding, steals and offensive (88), defensive (164) and total (252) rebounds... Was second in scoring, 20-point games (7), double-digit scoring games (23), field goal percentage, field goals (159) and 3-point field goal percentage.
- Led the America East in rebounding (8.1 rpg.), while he ranked in top-15 in four other categories, including fourth in field goal percentage (52.0), fifth in steals (1.4 spg.), ninth in scoring (14.0 ppg.) and 15th in minutes (30.9).
- Collected 23 double-digit scoring games, including 7 games of 20 or more points... Six of his seven 20-point games came in the last 9 games... Scored a career-best 29 points at UMBC (2/16/22), connecting on 9-of-12 field goals and 9-of-11 free throws... Also had 27 points in the season finale vs. NJIT (3/1/22) on 10-of-15 shooting.
- Totaled 9 double-doubles (points/rebounds), which is tied for fifth all-time in a single season by a Stony Brook player... Had 4 double-doubles in the last 5 games, including 3 of at least 20 points and 10 rebounds... Had back-to-back 20/10 games vs. Hartford (2/19/22 and 2/20/22).
- Posted 6 of his 7 20-point games and 6 of his 9 double-doubles in last 11 games... Averaged 19.8 points on 57.1 percent (80-of-140) shooting, including 55.6 percent (20-of-36) from 3-point range, and 9.0 rebounds in that span.
- Led the team in rebounding, including offensive (88), defensive (164), total (252) and average (8.1 rpg.)... Had 11 games of double-digit rebounds, including tying a career-high with 14 vs. Sacred Heart (11/22/21) and at Hartford (2/20/22).
- One of 5 players with 40 or more 3-point field goals... Ranked second in 3-point field goal percentage (42.6) on 94 attempts... Had at least 3 triples in 6 games, including a high 4 vs. UMass-Lowell (2/9/22) and NJIT (3/1/22).
- Led the team in free throws attempted (118), while was second in free throws made (76)... Had a season-high 9 makes on 11 attempts at UMBC (2/16/22).

### Honors

- 2022 America East Second Team All-Conference
- 2022 America East All-Academic Team
- MAAC Player of the Week (1/6/20)
- 2020 MAAC All-Academic Team



### Career Highs

Points	29, at UMBC (2/16/22)
Field Goals	10, twice
FG Attempts	19, at UMass-Lowell (2/23/22)
3-Point FGs	5, at Hofstra (12/22/19)
3FG Attempts	9, vs. Iona (2/22/19)
FT Made	9, twice
FT Attempts	12, vs. Delaware State (11/12/19)
Rebounds	14, twice
Assists	4, twice
Blocks	2, 3 times
Steals	4, twice
Minutes	41, vs. Fairfield (12/4/20)

### Miscellaneous

	2021-22	Career
10+ Points:	23	54
15+ Points:	12	22
20+ Points:	7	10
30+ Points:	—	—
4+ 3FGM:	2	4
5+ Rebounds:	24	61
10+ Rebounds:	11	17
5+ Assists:	—	—
2+ Steals:	14	26
Double-Doubles:	9	14
Played 30+ Minutes:	19	52

### 2021-22 Game-by-Game Stats | Senior (at Stony Brook)

Opponent	GS	MIN	FG-A	3FG-A	FT-A	O-D-T	PF	A	TO	Blk	Stl	Pts
@George Mason	22	2-5	1-2	0-1	1-5-6	1	0	1	0	0	0	5
@Kansas	*	29	4-7	1-2	2-2	3-6-9	2	1	0	1	2	11
SACRED HEART+	*	31	4-8	0-1	3-5	7-7-14	1	1	3	0	3	11
@Fairfield	*	35	3-7	3-5	0-0	2-2-4	2	1	1	0	0	9
@Yale	*	30	4-6	2-2	1-4	1-5-6	1	4	1	0	2	11
AMERICAN	*	25	2-6	1-3	8-9	2-5-7	0	1	0	0	2	13
WAGNER	*	18	1-7	0-4	2-4	2-0-2	1	1	1	0	3	4
HOFSTRA	*	29	4-10	0-1	1-4	6-5-11	3	0	1	0	1	9
BRYANT	*	33	6-8	1-3	6-8	3-5-8	2	1	1	0	3	19
CENTRAL CONNECTICUT	*	29	6-10	0-1	2-3	4-4-8	0	1	2	0	1	14
SAINT PETER'S	*	30	5-10	1-4	1-3	4-5-9	2	1	1	1	1	12
@Florida	*	25	2-7	1-4	0-3	0-1-1	1	1	3	0	0	5
FARMINGDALE STATE	*	31	9-13	2-4	0-0	4-8-12	1	4	2	0	2	20
MAINE*	*	33	6-11	1-3	3-4	3-6-9	0	0	1	1	2	16
@Vermont*	*	27	5-8	3-5	0-0	2-2-4	3	1	1	0	0	13
UMBC*	*	33	5-10	1-2	0-1	4-8-12	3	2	1	1	1	11
@Binghamton*	*	32	1-8	0-1	4-7	5-7-12	1	0	0	0	0	6
@UAlbany*	*	34	5-8	2-3	2-2	1-7-8	2	2	1	2	0	14
VERMONT*	*	29	4-11	0-4	0-1	2-5-7	2	2	0	1	3	8
@New Hampshire*	*	21	1-6	0-4	4-4	0-4-4	3	1	2	0	2	6
BINGHAMTON*	*	29	4-8	3-3	1-2	5-4-9	1	3	2	1	1	12
@NJIT*	*	27	5-9	0-3	1-3	0-4-4	4	1	1	0	1	11
NEW HAMPSHIRE*	*	37	8-15	3-6	4-4	3-7-10	4	0	1	2	2	23
UMASS LOWELL*	*	33	8-13	4-6	2-4	1-3-4	4	0	3	0	0	22
@Maine*	*	34	7-11	1-2	0-0	1-9-10	0	0	1	0	1	15
@UMBC*	*	35	9-12	2-2	9-11	2-4-6	1	1	3	0	4	29
HARTFORD*	*	37	8-12	0-1	5-5	6-4-10	2	0	3	1	1	21
@Hartford*	*	40	8-14	2-3	5-10	6-8-14	5	2	2	2	1	23
@UMass Lowell*	*	37	6-19	1-5	4-4	3-5-8	1	2	4	0	2	17
UAlbany*	*	38	7-12	0-1	4-7	1-11-12	2	1	3	0	2	18
NJIT*	*	38	10-15	4-4	3-5	4-8-12	2	0	1	0	0	27

+ Stony Brook Classic (Stony Brook, N.Y.)  
\* America East Game

### Greene's Career Stats [Manhattan/Stony Brook]

YEAR	GP	GS	Min	Avg.	FGM	FGA	Pct.	3FGM	3FGA	Pct.	FTM	FTA	Pct.	Off	Def	Tot	Avg.	PF	Ast	TO	Blk	Stl	Pts	Avg.
2018-19 (Fr.)	32	13	627	19.6	61	193	.316	21	84	.250	39	68	.574	29	76	105	3.3	51	16	58	2	16	182	5.7
2019-20 (So.)	28	23	796	28.4	91	245	.371	30	104	.288	60	97	.619	43	87	130	4.6	51	26	56	6	21	272	9.7
2020-21 (Jr.)	23	22	705	30.7	83	190	.437	23	77	.299	34	62	.548	51	107	158	6.9	48	19	41	4	16	223	9.7
2021-22 (Sr.)	31	30	961	31.0	159	306	.520	40	94	.426	77	120	.642	88	164	252	8.1	57	35	47	13	43	435	14.0
<b>Totals</b>	<b>114</b>	<b>88</b>	<b>3089</b>	<b>27.1</b>	<b>394</b>	<b>934</b>	<b>.422</b>	<b>114</b>	<b>359</b>	<b>.318</b>	<b>210</b>	<b>347</b>	<b>.605</b>	<b>211</b>	<b>434</b>	<b>645</b>	<b>5.7</b>	<b>207</b>	<b>96</b>	<b>202</b>	<b>25</b>	<b>96</b>	<b>1112</b>	<b>9.8</b>



Greene Overview (cont.)

As A Senior at Stony Brook (cont.)

- Ranked second with 43 steals... Had at least 2 steals in 14 games with a season-best 4 at UMBC (2/16/22).
- Was the only Stony Brook player to start all 18 America East games... Averaged 16.2 points on 53 percent shooting (107-of-202), including 46.6 percent (27-of-58) from 3-point range, in America East play with 8.6 rebounds, 1.0 assist and 1.3 steals in 32.8 minutes per game... Connected on 69.4 percent (50-of-72) from the line.
- Led the team in eight categories (rebounding, steals, blocks (11), 3-point field goal percentage, field goals made (107), offensive (49), defensive (106) and total (155) rebounds) in America East play, while was second in scoring and field goal percentage.
- Scored in double figures 15 times in 18 America East games, including six 20-point games.
- Led the America East in rebounding (8.6) in league-only games, while he ranked in top-10 in three others, including fourth in field goal percentage (53.0), sixth in scoring (16.2 ppg.) and eighth in steals (1.3 spg.).
- Coached by **Geno Ford**.



As A Junior at Stony Brook (2020-21)

- Played in all 23 games with 22 starts during the abbreviated COVID-19 season of 2020-21... The Seawolves posted a 9-14 overall record, including a 7-9 mark in America East play.
- Averaged 9.7 points on 43.7 percent shooting (83-of-190), including 29.9 percent (23-of-77) from 3-point range, with 6.9 rebounds, 0.8 assists and 0.7 steals in 30.7 minutes per game as a junior in 2020-21... Connected on 54.8 percent (34-of-62) from the free throw line.
- Led the team in offensive (51) and total rebounds (158), while was second in rebounding (6.9 rpg.) and defensive rebounds (107), field goals made (83) and attempted (190) and minutes.
- Ranked first in the America East in offensive rebounds (51/2.2 per game), while he was fifth in rebounding and eighth in defensive rebounds (107/4.7 per game).
- Scored in double figures in 12 games... Scored a season-high 16 points at Binghamton (12/20/20) on 4-of-7 field goals and 6-of-7 free throws.
- Posted 5 double-doubles (points/rebounds)... Had back-to-back double-doubles at UAlbany (2/20/21 and 2/21/21), which came in the last 3 games of the season.
- Grabbed double-digit rebounds on 6 occasions... Had a season-high 12 boards on 3 occasions, including in the consecutive double-doubles at UAlbany (2/20/21 and 2/21/21).
- Was third with 23 made 3-point field goals... Knocked down a season-high 3 triples vs. Hartford (1/30/21).
- Played in all 16 America East games, including 15 starts... Averaged 9.7 points on 43.8 percent shooting (57-of-130), including 29.8 percent (17-of-57) from 3-point range, in America East play with 6.8 rebounds, 0.9 assist and 0.8 steals in 30 minutes per game... Connected on 55.8 percent (24-of-43) from the free throw line.
- Was second on the team in field goals made (57), rebounding (6.8 rpg.) and minutes (30.0) in America East play, while was third in steals (0.8 spg.) and fourth in scoring (9.7 ppg.).
- Scored in double figures 8 times in 16 America East games.
- Was fifth in the America East in rebounding (6.8 rpg.) in league-only games, while he ranked third in offensive rebounds (34/2.1 per game) and eighth in defensive rebounds (74/4.6 per game).
- Coached by **Geno Ford**.

2020-21 Game-by-Game Stats | Junior (at Stony Brook)

Opponent	GS	MIN	FG-A	3FG-A	FT-A	O-D-T	PF	A	TO	Blk	Stl	Pts
@Saint Peter's	*	32	2-5	1-1	2-3	3-6-9	0	0	0	0	0	7
<b>FAIRFIELD</b>	*	<b>41</b>	<b>7-13</b>	<b>0-3</b>	<b>0-3</b>	<b>4-8-12</b>	<b>2</b>	<b>0</b>	<b>1</b>	<b>0</b>	<b>2</b>	<b>14</b>
@St. John's	*	22	2-7	2-4	1-2	1-2-3	2	1	2	0	0	7
@Hofstra	*	32	4-9	2-6	2-2	1-6-7	1	2	1	0	0	12
@Bryant	*	36	4-10	0-2	2-3	3-0-3	1	1	1	0	1	10
<b>POINT PARK</b>	*	<b>25</b>	<b>2-8</b>	<b>0-1</b>	<b>2-3</b>	<b>4-6-10</b>	<b>1</b>	<b>0</b>	<b>1</b>	<b>1</b>	<b>1</b>	<b>6</b>
@Binghamton*	*	32	5-7	1-1	4-5	0-4-4	1	1	2	1	3	15
@Binghamton*	*	40	4-7	2-3	6-7	3-8-11	3	2	2	1	1	16
<b>UMASS LOWELL*</b>	*	<b>30</b>	<b>4-8</b>	<b>1-2</b>	<b>0-0</b>	<b>1-2-3</b>	<b>3</b>	<b>1</b>	<b>0</b>	<b>0</b>	<b>0</b>	<b>9</b>
<b>UMASS LOWELL*</b>	*	<b>30</b>	<b>4-6</b>	<b>1-3</b>	<b>1-2</b>	<b>1-3-4</b>	<b>4</b>	<b>0</b>	<b>1</b>	<b>0</b>	<b>1</b>	<b>10</b>
<b>NEW HAMPSHIRE*</b>	*	<b>27</b>	<b>3-7</b>	<b>1-3</b>	<b>1-2</b>	<b>1-2-3</b>	<b>3</b>	<b>1</b>	<b>2</b>	<b>0</b>	<b>2</b>	<b>8</b>
<b>NEW HAMPSHIRE*</b>	*	<b>35</b>	<b>4-8</b>	<b>2-5</b>	<b>4-7</b>	<b>1-3-4</b>	<b>4</b>	<b>2</b>	<b>2</b>	<b>0</b>	<b>0</b>	<b>14</b>
@NJIT*	*	24	1-6	0-2	1-3	3-3-6	3	1	3	0	0	3
@NJIT*	*	27	2-7	0-2	2-6	5-3-8	1	0	2	0	1	6
<b>HARTFORD*</b>	*	<b>36</b>	<b>6-12</b>	<b>3-8</b>	<b>0-0</b>	<b>4-6-10</b>	<b>2</b>	<b>3</b>	<b>3</b>	<b>1</b>	<b>0</b>	<b>15</b>
<b>HARTFORD*</b>	*	<b>22</b>	<b>1-5</b>	<b>0-3</b>	<b>1-2</b>	<b>1-6-7</b>	<b>2</b>	<b>1</b>	<b>2</b>	<b>0</b>	<b>1</b>	<b>3</b>
<b>UMBC*</b>	*	<b>27</b>	<b>5-12</b>	<b>1-4</b>	<b>0-1</b>	<b>2-5-7</b>	<b>3</b>	<b>2</b>	<b>2</b>	<b>0</b>	<b>0</b>	<b>11</b>
<b>UMBC*</b>	*	<b>29</b>	<b>3-6</b>	<b>1-2</b>	<b>0-0</b>	<b>1-3-4</b>	<b>1</b>	<b>0</b>	<b>2</b>	<b>0</b>	<b>0</b>	<b>7</b>
@Vermont*	*	30	3-9	2-6	0-0	1-3-4	2	0	2	0	0	8
@Vermont*	*	26	2-6	0-3	2-4	1-8-9	4	0	2	0	1	6
@UAlbany*	*	33	5-12	2-7	1-2	3-9-12	0	0	2	0	2	13
@UAlbany*	*	34	5-12	0-3	1-2	6-6-12	3	0	2	0	0	11
vs. UMass-Lowell^	*	36	5-8	1-3	1-3	1-5-6	2	1	4	0	0	12

^America East Conference Tournament (Durham, N.H.)  
\*America East Conference game

Greene's Career Conference Stats [MAAC/America East]

YEAR	GP	GS	Min	Avg.	FGM	FGA	Pct.	3FGM	3FGA	Pct.	FTM	FTA	Pct.	Off	Def	Tot	Avg.	PF	Ast	TO	Blk	Stl	Pts	Avg.
2018-19 (Fr.)	18	2	360	20.0	38	107	.355	17	53	.321	27	41	.659	15	54	69	3.8	22	13	33	1	7	120	6.7
2019-20 (So.)	17	14	463	27.2	54	141	.383	16	62	.258	42	66	.636	21	48	69	4.1	29	18	36	5	13	166	9.8
2020-21 (Jr.)	16	15	480	30.0	57	130	.438	17	57	.298	24	43	.558	34	74	108	6.8	39	14	31	3	12	155	9.7
2021-22 (Sr.)	18	18	591	32.8	107	202	.530	27	58	.466	50	72	.694	49	106	155	8.6	40	18	30	11	23	291	16.2
<b>Totals</b>	<b>69</b>	<b>49</b>	<b>1894</b>	<b>27.5</b>	<b>256</b>	<b>580</b>	<b>.441</b>	<b>77</b>	<b>230</b>	<b>.335</b>	<b>143</b>	<b>222</b>	<b>.644</b>	<b>119</b>	<b>282</b>	<b>401</b>	<b>5.8</b>	<b>130</b>	<b>63</b>	<b>130</b>	<b>20</b>	<b>55</b>	<b>732</b>	<b>10.6</b>



## Greene Overview (cont.)

## As A Sophomore at Manhattan (2019-20)

- Played in 28 of 31 games with 23 starts in 2019-20... The Jaspers posted a 13-18 overall record, including an 8-12 mark in MAAC play.
- Averaged 9.7 points on 37.1 percent shooting (91-of-245), including 28.8 percent (30-of-104) from 3-point range, with 4.6 rebounds, 0.9 assists and 0.8 steals in 28.3 minutes per game as a sophomore in 2019-20... Connected on 61.9 percent (60-of-97) from the free throw line.
- Led the team with 3 games of 20 or more points... Ranked second in scoring (9.7 ppg.), free throws made (60) and attempted (97) and minutes (28.3), while was third in rebounding (4.6 rpg.), offensive (43), defensive (87) and total (130) rebounds and 3-point field goals made (30) and attempted (104).
- Posted 15 double-digit scoring games, while leading the team in scoring on 7 occasions... Scored a season-high 25 at Hofstra (12/22/19), connecting on 10-of-17 attempts, including a perfect 5-of-5 from 3-point range.
- Tallied 21-point efforts at Niagara (1/5/20) and Saint Peter's (2/21/20).
- Named the MAAC Player of the Week (1/6/20) after averaging 17.0 points, 6.0 rebounds, 1.0 steal and 1.0 blocks per game in wins over Canisius (1/3/20) and Niagara (1/5/20)... Started the week with 13 points and 7 rebounds vs. the Golden Griffins before posting 21 points, 5 rebounds and 2 steals vs. the Purple Eagles.
- Enjoyed a strong start, averaging 13.2 points and 7.0 rebounds with five straight double-figure scoring games... Had a near double-double with UAlbany (11/16/19) with 17 points and 9 rebounds in the second game.
- Was third on the team with 30 made 3-point field goals... Went a perfect 5-of-5 from beyond the arc during his season-high 25-point effort at Hofstra (12/22/19).
- Played in 17 of 20 MAAC games, including 14 starts... Averaged 9.8 points on 38.3 percent shooting (54-of-141), including 25.8 percent (16-of-62) from 3-point range, in MAAC play with 4.1 rebounds, 1.1 assist and 0.8 steals in 27.2 minutes per game... Connected on 63.6 percent (42-of-66) from the free throw line.
- Was second on the team in scoring (9.8 ppg.) in MAAC play, while was third in minutes (28.7) and fourth in rebounding (4.1 rpg.).
- Coached by Steve Masiello.

## As A Freshman at Manhattan (2018-19)

- Played in all 32 games with 13 starts in 2018-19... The Jaspers posted an 11-21 overall record, including an 8-10 mark in MAAC play.
- Averaged 5.7 points on 31.6 percent shooting (61-of-193), including 25 percent (21-of-84) from 3-point range, with 3.3 rebounds, 0.5 assists and 0.5 steals in 19.7 minutes per game as a true freshman in 2018-19... Connected on 57.4 percent (39-of-68) from the free throw line.

## 2019-20 Game-by-Game Stats | Sophomore (at Manhattan)

Opponent	GS	MIN	FG-A	3FG-A	FT-A	O-D-T	PF	A	TO	Blk	Stl	Pts
DELAWARE STATE	*	30	3-10	0-4	9-12	0-5-5	4	1	4	0	0	15
UAlbany	*	39	6-15	2-5	3-5	2-7-9	1	2	0	0	2	17
@Samford	*	36	6-14	1-5	0-1	4-4-8	2	1	2	0	0	13
@Elon	*	34	2-9	1-5	5-8	0-7-7	2	1	1	0	2	10
@Rhode Island	*	31	4-14	3-6	0-0	5-1-6	4	2	2	0	0	11
@Stony Brook	*	32	2-9	1-5	0-0	4-4-8	2	1	2	0	0	5
@Fordham	*	25	1-3	0-1	0-0	2-4-6	0	0	2	0	0	2
WESTERN MICHIGAN	*	25	0-3	0-2	1-2	3-2-5	4	0	5	0	1	1
@Hofstra	*	38	10-17	5-5	0-0	1-3-4	1	0	1	0	1	25
@Canisius*	*	30	4-8	2-4	3-5	1-6-7	2	2	5	1	0	13
@Niagara*	*	35	5-13	3-5	8-10	3-2-5	2	1	0	1	2	21
MONMOUTH*	*	12	0-5	0-3	1-2	0-1-1	0	1	1	0	0	1
@Marist*	*	26	3-7	2-5	3-7	0-4-4	3	1	3	1	0	11
RIDER*	*	24	3-7	0-1	1-2	1-2-3	1	0	1	1	1	7
@Saint Peter's*	*	10	1-3	0-0	0-0	0-1-1	0	0	1	0	0	2
IONA*	*	25	5-7	2-3	0-2	1-1-2	0	0	3	0	0	12
NIAGARA*	*	29	1-5	1-3	3-4	2-3-5	3	2	2	0	1	6
@Quinnipiac*	*	29	2-11	0-6	3-6	0-1-1	3	2	1	0	1	7
@Iona*	*	30	2-12	0-4	1-2	3-4-7	1	1	0	0	0	5
@Siena*	*	34	3-6	0-3	4-4	1-7-8	1	1	3	0	0	10
SAINT PETER'S*	*	33	9-12	3-6	0-1	2-1-3	4	1	5	0	1	21
CANISIUS*	*	31	1-5	0-3	5-5	2-3-5	2	2	2	0	1	7
MARIST*	*	31	5-9	1-4	1-3	1-3-4	2	2	5	0	2	12
@Monmouth*	*	35	4-14	0-6	3-5	3-2-5	2	2	1	0	4	11
@Rider*	*	27	5-10	1-3	4-6	0-4-4	2	0	3	1	0	15
FAIRFIELD*	*	22	1-7	1-3	2-2	1-3-4	1	0	0	0	0	5
vs. Fairfield^	*	17	0-2	0-0	0-2	1-0-1	2	0	1	1	0	0
vs. Siena^	*	22	3-8	1-4	0-1	0-2-2	0	0	0	0	2	7

^MAAC Championships (Atlantic City, N.J.)

\*MAAC game

- Finished fifth in scoring (5.7 ppg.) on the team, while was fourth in rebounding (3.3 rpg.)
- Scored in double figures on 4 occasions, including a season-high 16 points vs. Iona (2/22/19) on 6-of-12 field goals, including 4-of-9 from 3-point range, in 32 minutes... Tallied 13 points in his first conference game vs. Quinnipiac (1/3/19) on 5-of-10 shooting.
- Averaged 12.5 points, 4.5 rebounds and 2.0 assists in a road sweep of Niagara (2/15/19) and Canisius (2/17/19), while shooting 70 percent (7-of-10) from the field.
- Grabbed 5 or more rebounds in 8 games, including a season-high 8 at Monmouth (1/12/19).
- Played in all 18 MAAC games with 2 starts... Averaged 6.7 points on 35.5 percent shooting (38-of-107), including 32.1 percent (17-of-53) from 3-point range, in MAAC play with 3.8 rebounds in 20 minutes per game... Connected on 65.9 percent (27-of-41) from the free throw line.
- Was fourth on the team in scoring (6.7 ppg.) in MAAC play, while was third in rebounding (3.8 rpg.).
- Coached by Steve Masiello.

## High School

- Played his senior season at Long Island Lutheran High School in Long Island, N.Y. ... Helped the Crusaders to a 22-3 record and the SNY Invitational Championship as a senior in 2017-18... Averaged 15.0 points and 5.0 rebounds per game as a senior while connecting on 50 percent from the field and 44 percent from 3-point range.
- Averaged 24.1 points, 7.1 rebounds and 2.9 assists as a junior (2016-17) at Thomas Edison High School in Queens, N.Y. ... Named to the MSG Varsity All-NYC First Team.
- Coached by John Buck (Long Island Lutheran).

## Personal

- Tykei Karon Greene was born April 6, 1999, in Queens, N.Y. ... Has a mother, Diane Hooper... Comes from a large family with eight siblings, including six brothers (D.J., Niheem, Shahiem, Keishawn, Jayvaun and Julian) and two sisters (Nyashia and Tyshae).
- A strong student at Stony Brook, where he was member of the Society of Distinguished Scholar-Athletes as well as the Dean's List... Earned a bachelor's degree cum laude in business management with a marketing specialization from Stony Brook in May 2022.
- Working towards a master's degree in personal financial planning at K-State.

## 2018-19 Game-by-Game Stats | Freshman (at Manhattan)

Opponent	GS	MIN	FG-A	3FG-A	FT-A	O-D-T	PF	A	TO	Blk	Stl	Pts
ELON	*	21	2-9	0-3	0-1	2-1-3	2	0	2	0	0	4
@UMBC	*	23	2-4	1-2	0-0	0-2-2	2	0	3	0	2	5
vs. Coastal Carolina+	*	13	0-7	0-1	2-2	1-0-1	2	0	0	0	1	2
@Northern Kentucky+	*	21	3-6	0-0	1-2	1-2-3	4	0	1	0	1	7
vs. UNC Asheville+	*	14	2-3	0-0	1-1	1-2-3	1	0	2	0	1	5
@George Washington	*	19	2-8	0-0	0-0	2-0-2	3	1	2	0	0	4
FORDHAM	*	18	0-4	0-1	0-0	0-2-2	3	0	3	0	0	0
STONY BROOK	*	9	0-3	0-2	0-2	0-2-2	3	0	1	0	1	0
HOFSTRA	*	19	1-6	1-4	0-2	0-1-1	0	1	1	0	0	3
@UConn	*	25	4-8	1-2	0-1	1-3-4	2	0	3	1	1	9
@UAlbany	*	18	3-10	1-4	0-0	0-1-1	1	1	1	0	1	7
@St. Francis Brooklyn	*	15	2-7	0-4	3-6	2-1-3	1	0	0	0	1	7
QUINNIPAC*	*	30	5-10	1-3	2-3	1-6-7	0	0	2	0	0	13
NIAGARA*	*	14	2-6	1-3	1-2	1-2-3	4	1	1	0	1	6
@Marist*	*	22	1-3	0-2	2-3	1-4-5	4	0	4	0	1	4
@Monmouth*	*	25	0-9	0-4	5-8	4-4-8	1	1	3	0	1	5
@Saint Peter's*	*	9	0-2	0-1	0-0	0-2-2	2	0	3	0	0	0
@Rider*	*	11	0-2	0-1	0-0	0-2-2	0	1	2	0	0	0
MARIST*	*	24	2-9	1-4	3-4	2-1-3	2	0	1	0	1	8
@Siena*	*	15	3-7	0-2	0-0	2-1-3	1	0	2	0	0	6
FAIRFIELD*	*	15	1-1	1-1	0-0	0-0-0	1	1	3	0	0	3
SAINT PETER'S*	*	16	1-3	0-1	1-2	0-5-5	0	0	1	0	0	3
RIDER*	*	21	3-8	0-2	0-0	0-2-2	1	1	1	0	0	6
SIENA*	*	12	0-3	0-2	3-4	0-3-3	0	0	1	0	1	3
@Niagara*	*	20	3-5	3-3	5-6	0-5-5	0	2	1	0	0	14
@Canisius*	*	20	4-5	1-1	2-3	2-2-4	3	2	1	0	0	11
IONA*	*	32	6-12	4-9	0-0	0-2-2	0	1	3	1	2	16
@Fairfield*	*	32	1-5	1-3	2-2	0-2-2	2	2	3	0	0	5
MONMOUTH*	*	19	3-10	3-8	0-0	0-5-5	0	1	1	0	0	9
@Quinnipiac*	*	23	3-7	1-3	1-4	0-7-7	1	0	0	0	0	8
vs. Fairfield^	*	22	0-3	0-2	3-4	2-0-2	4	0	2	0	0	3
vs. Canisius^	*	32	2-8	0-4	2-6	2-5-7	1	0	4	0	0	6

+Northern Kentucky Basketball Classic (Highland Heights, Ky.)

^MAAC Championships (Atlantic City, N.J.)

\*MAAC game





@Keyontae / keyontae

11 Keyontae

Johnson

6-6 / 230 / Sr.-TR / Forward  
Norfolk, Va. (Oak Hill Academy/Florida)

Pronounced KEY-aunt-TAY

Full bio at [kstatesports.com/KeyontaeJohnson](http://kstatesports.com/KeyontaeJohnson)

Career

- Transferred to K-State for the 2022-23 season after playing 3 seasons at Florida (2018-21).
- Was part of three postseason teams at Florida with a probable fourth cancelled due to COVID-19, including trips to the NCAA Tournament in 2019 and 2021... Was part of 74 wins with the Gators, including 38 in SEC play.
- Has seen action in 71 games in college, including 55 starts with 32 coming in SEC play... Averaged 11 points with 6.6 rebounds, 1.4 assists and 1.1 steals in 26.5 minutes per game in his Florida career... Averaged double figures (14.0 ppg.) as a sophomore in 2019-20.
- Experienced a medical emergency on Dec. 12, 2020 that sidelined him for much of his junior season (2020-21).
- Has scored 789 points (11.0 ppg.) in his career, in his 71 games played on 52.1 percent (302-of-580) shooting, including 37.6 percent (56-of-149) from 3-point range, and 72.1 percent (129-of-179) from the free throw line... Has collected 468 rebounds (6.6 rpg.), 99 assists (1.4 apg.) and 80 steals (1.1 spg.) in 1,906 minutes (26.5 mpg.).
- Has 38 career double-digit scoring games, including 24 games of at least 15 points and 8 20-point games... Six of his 8 20-point games came against high-major competition, including Baylor (1/25/20) when **Jerome Tang** was on the coaching staff... His career-high of 25 points came against LSU (2/26/20) on 11-of-15 shooting... Scored in double figures in 23 of 31 games played in his sophomore season, including 6 games of at least 20 points.
- Has 13 career double-doubles, including five 20-point, 10-rebound double-doubles... His first 20/10 double-double came vs. Arkansas (3/14/19) with 20 points and 12 rebounds at the SEC Tournament... Also had 22 points and 12 rebounds vs. St. Joseph's (11/21/19), 24 points and 10 rebounds vs. Arkansas (2/18/20), 25 points and 11 rebounds vs. LSU (2/26/20) and 24 points and 12 rebounds vs. Boston College (12/3/20).
- Became one of just eight Gators over the last 25 seasons to post a 24/12 stat line after a 24-point, 12-rebound effort in a win over Boston College (12/3/20).
- Tallied just the third 25/10/5 stat line by a Florida player since 1996 with 25 points, 11 rebounds and 5 assists vs. LSU (2/26/20) to join former Gators **Nick Calathes** and **Matt Walsh**.
- Has grabbed nearly 500 rebounds in his college career, including better than 200 twice.
- Has connected on better than 47 percent of his field goals in each of his three seasons of college basketball, including hitting on 64.1 percent (25-of-39) in 2020-21... Has hit on 57.1 percent (246-of-431) of his 2-point field goals... Has shot better than 64 percent from the free throw line in each of his seasons in college, including better than 76 percent in 2019-20 and 2020-21.
- Played against head coach **Jerome Tang** when he was the associate head coach at Baylor when the Gators lost to the Bears, 72-61, in the SEC/Big 12 Challenge on Jan. 25, 2020... Tallied a game-high 20 points in the loss on 9-of-17 shooting, including 2-of-5 from 3-point range, to go with 5 rebounds in nearly 28 minutes of action.



As A Senior at Florida (2021-22)

- Made an honorary start on Senior Night vs. No. 7 Kentucky (3/5/22), receiving the opening tip before exiting the court to a standing ovation.
- Coached by **Mike White**.

Honors

- 2020-21 Preseason SEC Player of the Year
- 2019-20 First Team All-SEC (Coaches)
- 2019-20 Second Team All-SEC (AP)
- 2019 Charleston Classic MVP and All-Tournament Team
- 2019 Basketball Hall of Fame Invitational MVP and All-Tournament Team
- SEC Player of the Week (11/25/19)



Career Highs

Points	25, vs. LSU (2/26/20)
Field Goals	11, vs. LSU (2/26/20)
FG Attempts	17, vs. Baylor (1/25/20)
3-Point FGs	3, 3 times
3FG Attempts	6, at LSU (1/21/20)
FT Made	15, vs. Arkansas (2/18/20)
FT Attempts	17, vs. Arkansas (2/18/20)
Rebounds	13, at Alabama (2/16/19)
Assists	6, at Texas A&M (2/12/20)
Blocks	3, at Missouri (1/11/20)
Steals	4, 4 times
Minutes	39, twice

Miscellaneous

	2019-20	Career
10+ Points:	23	38
15+ Points:	16	24
20+ Points:	6	8
30+ Points:	—	—
4+ 3FGM:	—	—
5+ Rebounds:	26	52
10+ Rebounds:	8	15
5+ Assists:	2	2
2+ Steals:	11	20
Double-Doubles:	8	13
Played 30+ Minutes:	17	28

2020-21 Game-by-Game Stats | Junior (at Florida)

Opponent	GS	MIN	FG-A	3FG-A	FT-A	O-D-T	PF	A	TO	Blk	Stl	Pts
vs. Army West Point+	*	27	6-10	1-3	3-6	0-3-3	4	2	5	0	2	16
vs. Boston College+	*	27	10-13	2-3	2-2	0-12-12	2	1	4	0	1	24
STETSON	*	22	7-13	0-0	5-5	2-1-3	0	2	2	0	1	19
@Florida State	*	4	2-3	0-1	1-1	0-0-0	0	0	0	0	0	5
@Vanderbilt												
LSU												
@Alabama*												
KENTUCKY*												
OLE MISS*												
@Mississippi State*												
TENNESSEE*												
@Georgia*												
VANDERBILT*												
@West Virginia%												
SOUTH CAROLINA*												
@Arkansas*												
GEORGIA*												
@Auburn*												
@Kentucky*												
MISSOURI*												
@Tennessee*												
vs. Vanderbilt^												
vs. Tennessee^												
vs. Virginia Tech#												
vs. Oral Roberts#												

+Basketball Hall of Fame Bubbleville (Uncville, Conn.)  
%SEC/Big 12 Challenge (Morgantown, W.Va.)  
^SEC Tournament (Nashville, Tenn.)  
#NCAA Tournament (Indianapolis, Ind.)  
\*SEC Game

Johnson's Career Stats [Florida]

YEAR	GP	GS	Min	Avg.	FGM	FGA	Pct.	3FGM	3FGA	Pct.	FTM	FTA	Pct.	Off	Def	Tot	Avg.	PF	Ast	TO	Blk	Stl	Pts	Avg.
2018-19 (Fr.)	36	20	855	23.8	111	236	.470	23	63	.365	45	70	.643	68	161	229	6.4	84	45	48	12	38	290	8.1
2019-20 (So.)	31	31	970	31.3	166	305	.544	30	79	.380	73	95	.768	54	167	221	7.1	88	49	53	10	38	435	14.0
2020-21 (Jr.)	4	4	81	20.3	25	39	.641	3	7	.429	11	14	.786	2	16	18	4.5	6	5	11	0	4	64	16.0
2021-22 (Sr.)	—	—	—	—	—	—	—	—	—	—	—	—	—	—	—	—	—	—	—	—	—	—	—	—
Totals	71	55	1906	26.8	302	580	.512	53	142	.373	118	165	.715	122	328	450	6.7	172	93	101	22	76	725	10.8



## Johnson Overview (cont.)

## As A Junior at Florida (2020-21)

- Played in just 4 games (all starts) in 2020-21 after missing most of the season due to medical emergency experienced in Florida's fourth game vs. Florida State (12/12/20)... Contributed in film, scout and on-court instruction as a respected voice among his teammates and coaches.
- Was averaging 19.7 points on 63.9 percent (23-of-36) with 6 rebounds through the first 3 games before his medical emergency... Averaged 16.0 points on 64.1 percent shooting (25-of-39) with 4.5 rebounds, 1.3 assists and 1.0 steals in 20.3 minutes per game... Connected on 78.6 percent (11-of-14) from the line.
- Became one of just eight Gators over the last 25 seasons to post a 24/12 stat line after tallying a 24-point, 12-rebound effort in a win over Boston College (12/3/20)... Hit on 10-of-13 field goals... Joined the likes of **Kerry Blackshear, Erik Murphy, Marreese Speights, Joakim Noah, David Lee, Matt Bonner and Greg Stolt**.
- Totaled 19 points vs. Stetson (12/6/20) on 7-of-13 shooting in 22 minutes.
- Opened the year with a 16-point effort in a comeback win over Army West Point (12/2/20).
- Coached by **Mike White**.

## As A Sophomore at Florida (2019-20)

- Selected First Team All-SEC by the league coaches, while was named to the AP Second Team.
- Started all 31 games in 2019-20... The Gators posted a 19-12 record, including an 11-7 mark in SEC play, in a season cut short by the COVID-19 pandemic.
- Averaged a team-leading 14.0 points on 54.4 percent shooting (166-of-305), including 38 percent (30-of-79) from 3-point range, with 7.1 rebounds, 1.6 assists and 1.2 steals in 31.3 minutes per game... Connected on 76.8 percent (73-of-95) from the free throw line.
- Led the team in scoring (14.0 ppg.), field goals made (166) and attempted (305) and steals (38).
- Ranked in the SEC's top-20 in 6 categories, including 14th in scoring, sixth in field goal percentage, seventh in rebounding and eighth in 3-point field goal percentage.
- Scored in double figures in 23 games, including 6 games of 20 or more points... Scored a season-high 25 points vs. LSU (2/26/20) on 11-of-15 shooting, including 2-of-3 from 3-point range... Also had 20-point games vs. St. Joseph's (11/21/19), Long Beach State (12/28/19), Baylor (1/25/20), Vanderbilt (2/1/20) and Arkansas (2/18/20).
- Posted 8 double-doubles (points/rebounds) on the season, including 3 20-point and 10-rebound games, which were the most by a Gator since **Marreese Speights** had four in 2007-08... Was part of the third Florida duo since 1996 to earn 8 or more double-doubles in a single season.
- Led the team in scoring 15 times and rebounding 13 times.
- Was playing his best basketball before the season was cut short due to the COVID-19 pandemic with 13 double-digit scoring games in the last 14 games... Averaged 15.9 points and 7.8 rebounds in the last 14 games of the season, including 4 20-point games and 5 double-doubles.
- Turned in just the third 25/10/5 stat line since 1996 vs. LSU (2/26/20) with 25 points, 11 rebounds and 5 assists to join **Nick Calathes** and **Matt Walsh**.
- Posted 24 points vs. Arkansas (2/18/20), which included a 15-of-17 effort from the free throw line... Became the fourth Gator since 1996 to score 24 or more points on 7 or fewer field goal attempts and the fourth in that time to make 15 or more free throws.
- Had 10 points and 12 rebounds in the Gators' double-overtime win in the SEC opener vs. Alabama (1/4/20).
- Scored 13 of his 15 points vs. Georgia (2/5/20) in the second half to help Florida match a program-record 22-point comeback victory.
- Twice earned MVP honors in tournament play... Named the Charleston Classic MVP after averaging 16.3 points and 8.0 rebounds in helping the Gators earn their first holiday tournament title in 10 years... Tallied 19 points and 10 rebounds vs. Providence (12/17/19) in Brooklyn to earn Basketball Hall of Fame Invitational MVP honors.
- Started all 18 SEC games... Averaged 14.2 points on 55.9 percent (95-of-170) shooting, including 38.3 percent (18-of-47) in 3-point range, in league play with 7.7 rebounds, 1.9 assists and 1.4 steals in 32.5 minutes per game... Connected on 78.7 percent (48-of-61) from the free throw line.
- Scored in double figures in 14 games in SEC play, including 3 20-point performances.
- Had 6 double-doubles in SEC play, including a pair of 20-point/10-rebound efforts.
- Coached by **Mike White**.



## Johnson's Career Conference Stats [SEC]

YEAR	GP	GS	Min	Avg.	FGM	FGA	Pct.	3FGM	3FGA	Pct.	FTM	FTA	Pct.	Off	Def	Tot	Avg.	PF	Ast	TO	Blk	Stl	Pts	Avg.
2018-19 (Fr.)	18	14	452	25.1	51	115	.443	11	31	.355	29	40	.725	40	77	117	6.5	53	25	29	7	17	142	7.9
2019-20 (So.)	18	18	585	32.5	95	170	.559	18	47	.383	48	61	.787	30	109	139	7.7	50	35	28	8	26	256	14.2
2020-21 (Jr.)	—	—	—	—	—	—	—	—	—	—	—	—	—	—	—	—	—	—	—	—	—	—	—	—
2021-22 (Sr.)	—	—	—	—	—	—	—	—	—	—	—	—	—	—	—	—	—	—	—	—	—	—	—	—
<b>Totals</b>	<b>36</b>	<b>32</b>	<b>1037</b>	<b>28.8</b>	<b>146</b>	<b>285</b>	<b>.512</b>	<b>29</b>	<b>78</b>	<b>.372</b>	<b>77</b>	<b>101</b>	<b>.762</b>	<b>70</b>	<b>186</b>	<b>256</b>	<b>7.1</b>	<b>103</b>	<b>60</b>	<b>57</b>	<b>15</b>	<b>43</b>	<b>398</b>	<b>11.1</b>



Johnson Overview (cont.)

As A Freshman at Florida (2018-19)

- Saw action in all 36 games in 2018-19... Started the last 20 games, including both NCAA Tournament games... Helped the Gators to a 20-16 record and a trip to the second round of the NCAA Tournament.
- Averaged 8.1 points on 47 percent shooting (111-of-236) with 6.4 rebounds, 1.3 assists and 1.1 steals in 23.8 minutes per game... Connected on 64.3 percent (45-of-70) from the line.
- Led the team in rebounding while was third in steals and fifth in scoring.
- His 229 rebounds rank fifth for a Florida freshman in program history, trailing only **Donnell Harvey**, **Ronnie Williams**, **Bradley Beal** and **Eugene McDowell**.
- Scored in double figures 12 times, including a season-high 20 points vs. Arkansas (3/14/19) in the SEC Tournament on 8-of-14 field goals, including 3-of-5 from 3-point range.
- Totaled 4 double-doubles, including 2 in the SEC Tournament and 1 in the NCAA Tournament.
- Became the third Florida freshman to post a double-double in an NCAA Tournament game with 10 points and 10 rebounds vs. Nevada (3/21/19)... Joined the likes of **Bradley Beal** and **Mike Miller**.
- Was the Gators' leading scorer and rebounder at the SEC Tournament, averaging 13.7 points and 10 rebounds.
- His 20-point, 12-rebound effort vs. Arkansas (3/14/19) was the first by a Florida freshman in SEC Tournament play since **Donnell Harvey** in 2000... Followed that with 16 points and 10 rebounds in a win over No. 9 LSU (3/15/19) in the quarterfinals.
- Started the last 20 games, posting 8 double-digit scoring games and averaging 9.5 points on 45.5 percent (71-of-156) shooting... Had his first 20-point game vs. Arkansas (3/14/19) at the SEC Tournament to go with 12 boards.
- Grabbed his first double-double at Alabama (2/16/19) with 14 points and 13 rebounds... Became the first Gator to post at least 13 points and rebounds since **Dorian Finney-Smith** (Feb. 20, 2016, vs. South Carolina)... It also marked the most rebounds by a Florida freshman in an SEC game since **Al Horford** (Feb. 5, 2005, vs. Alabama).
- Saw action in all 18 SEC games with 14 starts... Averaged 7.9 points on 44.3 percent (51-of-115) shooting, including 35.5 percent (11-of-31) in 3-point range, in conference play with 6.5 rebounds, 1.4 assists and 0.9 steals in 25.1 minutes per game... Connected on 72.5 percent (29-of-40) from the free throw line.
- Scored in double figures in 6 games in SEC play.
- Coached by **Mike White**.

2019-20 Game-by-Game Stats | Sophomore (at Florida)

Opponent	GS	MIN	FG-A	3FG-A	FT-A	O-D-T	PF	A	TO	Blk	Stl	Pts
<b>NORTH FLORIDA</b>	*	19	3-7	0-0	1-2	3-4-7	3	2	1	0	2	7
<b>FLORIDA STATE</b>	*	30	8-12	1-2	2-2	1-3-4	2	0	4	0	0	19
<b>TOWSON</b>	*	35	3-8	2-4	0-0	0-4-4	2	2	1	0	1	8
@UConn	*	26	4-5	0-0	0-0	1-6-7	3	1	3	0	0	8
vs. Saint Joseph's+	*	37	9-15	2-5	2-5	3-9-12	4	1	2	2	0	22
vs. Miami (Fla.)+	*	29	5-8	1-2	1-1	1-6-7	4	2	2	0	1	12
vs. Xavier+	*	35	6-10	0-2	3-5	1-4-5	1	0	3	0	0	15
<b>MARSHALL</b>	*	24	3-8	1-1	6-6	1-4-5	4	0	1	0	2	13
@Butler	*	35	3-7	0-2	3-4	1-2-3	2	1	2	0	0	9
vs. Providence#	*	29	7-13	1-2	4-4	4-6-10	4	2	1	0	4	19
vs. Utah State^	*	32	3-13	0-3	0-0	5-2-7	3	2	2	0	1	6
<b>LONG BEACH STATE</b>	*	27	8-12	2-4	3-5	2-4-6	3	1	1	0	1	21
<b>ALABAMA*</b>	*	33	3-5	2-3	2-2	2-10-12	4	4	1	0	1	10
@South Carolina*	*	36	8-13	0-3	3-4	0-8-8	2	0	3	0	2	19
@Missouri*	*	27	2-7	1-3	0-0	1-4-5	2	1	1	3	0	5
<b>OLE MISS*</b>	*	29	6-7	0-1	3-3	2-4-6	1	3	2	0	3	15
<b>AUBURN*</b>	*	24	2-5	1-1	0-0	0-4-4	3	1	0	0	2	5
@LSU*	*	33	6-12	3-6	1-2	1-8-9	4	0	1	0	1	16
<b>BAYLOR%</b>	*	28	9-17	2-5	0-0	1-4-5	3	0	2	0	0	20
<b>MISSISSIPPI STATE*</b>	*	29	4-8	0-0	2-2	2-3-5	4	1	1	1	1	10
@Vanderbilt*	*	39	7-11	2-3	4-5	1-6-7	3	1	1	0	2	20
<b>GEORGIA*</b>	*	27	5-10	2-3	3-3	3-4-7	2	2	3	0	0	16
@Ole Miss*	*	35	5-10	1-3	5-6	4-6-10	2	1	1	0	0	16
@Texas A&M*	*	37	4-8	0-2	2-2	4-6-10	2	6	2	0	1	10
<b>VANDERBILT*</b>	*	23	5-11	0-1	1-2	2-4-6	4	3	2	0	3	11
<b>ARKANSAS*</b>	*	30	4-7	1-3	15-17	2-8-10	4	0	1	0	1	24
@Kentucky*	*	33	8-13	0-4	3-5	2-7-9	0	0	3	0	2	19
<b>LSU*</b>	*	37	11-15	2-3	1-2	2-9-11	2	5	1	2	2	25
@Tennessee*	*	39	2-6	1-3	1-2	0-6-6	3	2	3	1	1	6
@Georgia*	*	39	8-14	1-4	1-2	2-9-11	4	2	1	0	3	18
<b>KENTUCKY*</b>	*	35	5-8	1-1	1-2	0-3-3	4	3	1	1	1	12
vs. Georgia\$	cccd.											

+Charleston Classic (Charleston, S.C.)  
 #Naismith Basketball Hall of Fame Invitational (Brooklyn, N.Y.)  
 ^Orange Bowl Classic (Sunrise, Fla.)  
 %Big 12/SEC Challenge (Gainesville, Fla.)  
 \$SEC Tournament (Nashville, Tenn.)  
 \*SEC Game

SEC Tournament was cancelled due to COVID-19 pandemic

High School

- A consensus top-100 prospect by nearly every recruiting service, including No. 62 by *Rivals*, No. 69 by *247Sports* and No. 70 by *ESPN*... Rated a four-star prospect.
- Played his senior season at famed Oak Hill Academy in Mouth of Wilson, Va., where he helped the Warriors to a 44-2 overall record and a trip to the semifinals of the GEICO National Tournament in 2017-18... The 44 wins were the fourth-most in program history.
- Averaged better than 18 points per game on 66 percent shooting, including 19 games with 18 or more points... Led the team with 126 dunks.
- Named MVP of the 2018 Bass Pro Shops Tournament of Champions in Springfield, Mo., after averaging 21.7 points per game.
- Had more than 24 scholarship offers, including UConn, Kansas, Ohio State and Texas Tech.
- Coached by **Steve Smith**.

Personal

- **Marrecus Keyontae Johnson** was born May 24, 2000... Son of **Marrecus** and **Sharnika Johnson**... Mother, **Sharnika**, is a sheriff... Has three siblings (**Brianna**, **Ebony** and **Zimarya**).
- Nicknames growing up included 'Red' and 'KeyDaKid'.
- Earned a bachelor's degree in Education Sciences from Florida in Spring 2022... Working towards a master's degree in conflict analysis and trauma.

2018-19 Game-by-Game Stats | Freshman (at Florida)

Opponent	GS	MIN	FG-A	3FG-A	FT-A	O-D-T	PF	A	TO	Blk	Stl	Pts
@Florida State		15	2-3	0-0	0-0	0-3-3	3	1	2	0	1	4
<b>CHARLESTON SOUTHERN</b>		17	2-5	0-1	2-2	2-3-5	1	1	1	0	0	6
<b>LA SALLE</b>		21	5-7	0-1	2-2	0-3-3	2	2	0	0	1	12
vs. Oklahoma#		14	1-2	1-2	0-0	0-3-3	2	0	2	0	0	3
vs. Stanford#		21	2-5	0-0	0-0	0-7-7	2	1	1	0	3	4
vs. Butler#		16	1-5	0-2	3-4	1-2-3	1	0	2	0	1	5
<b>NORTH FLORIDA</b>		19	5-8	1-2	0-0	2-2-4	0	1	0	0	1	11
vs. West Virginia%		19	4-5	0-0	1-2	2-2-4	0	0	1	0	4	9
<b>MICHIGAN STATE</b>		15	3-7	0-2	0-0	4-1-5	1	1	1	2	0	6
<b>MERCER</b>		21	2-6	0-1	1-2	0-5-5	2	2	0	0	1	5
vs. FGCU@		17	3-4	0-0	2-4	1-4-5	2	2	0	0	1	8
<b>BUTLER</b>		19	4-5	2-2	0-0	1-7-8	1	1	2	2	0	10
<b>SOUTH CAROLINA*</b>		23	0-6	0-1	1-2	2-4-6	3	1	2	0	1	1
@Arkansas*		12	0-2	0-0	0-0	0-3-3	2	1	0	0	0	0
<b>TENNESSEE*</b>		14	2-4	1-2	0-0	1-4-5	3	0	2	0	0	5
@Mississippi State*		25	4-6	3-4	0-0	2-2-4	3	2	0	0	3	11
@Georgia*	*	32	3-8	0-1	2-3	3-4-7	2	2	1	2	0	8
<b>TEXAS A&amp;M*</b>	*	28	1-3	0-1	0-0	5-4-9	0	3	0	1	3	2
@TCU&	*	21	4-9	1-1	0-0	2-6-8	4	1	2	0	1	9
<b>OLE MISS*</b>	*	34	7-11	1-2	0-3	2-4-6	5	2	1	0	0	15
<b>KENTUCKY*</b>	*	24	3-7	0-1	2-2	5-5-10	4	1	1	1	2	8
@Auburn*	*	24	2-6	0-1	3-3	3-7-10	3	1	5	0	1	7
@Tennessee*	*	19	3-9	0-3	1-2	4-0-4	2	3	1	1	1	7
<b>VANDERBILT*</b>	*	31	4-12	1-1	6-6	4-5-9	3	0	1	0	1	15
@Alabama*	*	36	5-9	2-4	2-2	3-10-13	3	1	1	0	1	14
@LSU*	*	24	3-5	0-2	1-2	1-5-6	4	2	3	0	0	7
<b>MISSOURI*</b>	*	32	4-8	1-2	4-6	1-6-7	3	1	4	0	0	13
@Vanderbilt*	*	22	1-3	0-1	4-4	2-4-6	4	1	2	0	0	6
<b>GEORGIA*</b>	*	26	2-5	0-1	2-2	1-3-4	2	1	3	0	0	6
<b>LSU*</b>	*	35	6-9	2-4	1-3	0-3-3	2	3	2	2	4	15
@Kentucky*	*	11	1-2	0-0	0-0	1-4-5	5	0	0	0	0	2
vs. Arkansas^	*	32	8-14	3-5	1-5	6-6-12	3	0	1	0	0	20
vs. LSU^	*	35	7-11	2-5	0-5	2-8-10	1	3	2	0	4	16
vs. Auburn^	*	33	2-5	1-3	0-0	0-8-8	0	1	1	1	0	5
vs. Nevada\$	*	34	3-14	0-3	4-4	5-5-10	4	2	1	0	3	10
vs. Michigan\$	*	35	2-6	1-2	0-0	0-9-9	2	0	0	0	0	5

#Battle 4 Atlantis (Paradise Island, Bahamas)  
 %Jimmy V Classic (New York City, N.Y.)  
 @Orange Bowl Classic (Sunrise, Fla.)  
 &SEC/Big 12 Challenge (Fort Worth, Texas)  
 ^SEC Tournament (Nashville, Tenn.)  
 \$NCAA Tournament (Des Moines, Iowa)  
 \*SEC Game





# 13 Desi Sills

6-2 / 200 / Sr.-TR / Guard  
Jonesboro, Ark. (Jonesboro/Arkansas/Arkansas State)

@desisills3 / desisills3

Pronounced DEZ-ee

### Career

Full bio at [kstatesports.com/DesiSills](http://kstatesports.com/DesiSills)

- Transferred to K-State for the 2022-23 season with one season of eligibility remaining after playing 3 seasons at Arkansas (2018-21) and 1 season at Arkansas State (2021-22).
- Won 81 games in his two stints at Arkansas (63) and Arkansas State (18), including a trip to the NIT as a true freshman in 2018-19 and a 25-win campaign and an Elite Eight in 2020-21... Also won 82 games in high school with state championships in 2017 and 2018.
- Has seen action in 126 career games with 74 starts at Arkansas and Arkansas State, averaging 8.8 points, 2.6 rebounds, 1.8 assists and 1.1 steals in 24.4 minutes per game... Averaged double figures as a sophomore (2019-20) at Arkansas and as a senior (2021-22) at Arkansas State.
- Has scored more than 1,100 points in his college career, totaling 1,110 points (8.8 ppg.) in his 126 games played on 43.5 percent (382-of-878) shooting, including 32.8 percent (129-of-393) from 3-point range, and 68.9 percent (217-of-315) from the free throw line... Has collected 326 rebounds (2.6 rpg.), 227 assists (1.8 apg.) and 135 steals (1.1 spg.) in 3,081 minutes (24.4 mpg.).
- Started his college career at Arkansas, where he averaged 7.7 points (758 total) on 43 percent (255-of-593) shooting with 2.3 rebounds, 1.5 assists and 0.9 steals in 22.8 minutes per game while playing in 98 games with 47 starts from 2018-21... Was the only Razorback to play in all 98 of the team's games during that 3-year span.
- Has 50 career double-digit scoring games, including 27 games of 15 or more points and 8 20-point games... Scored in double figures in 32 of 98 games played at Arkansas, including in 17 games as a sophomore (2019-20)... Posted 5 games of at least 20 points at Arkansas... His career-high of 25 points came at Arkansas-Pine Bluff (12/8/21) at Arkansas State in 2021-22, where he scored in double figures in 18 of 28 games played.
- Has one career double-double (points/rebounds) with 16 points and 10 rebounds vs. Oral Roberts (12/20/20).
- Has 227 assists in his college career, including 50 or more in 3 of his 4 seasons.
- Has 135 steals in his college career, including a career-best 51 in 2021-22.
- Has connected on better than 42.5 percent of his field goals in each of four seasons of college basketball, including hitting on a career-best 44.6 percent his senior season at Arkansas State in 2021-22... Has connected on 52.2 percent (253-of-485) of his 2-point field goals.
- Played alongside current teammate **Abayomi Iyiola** at Arkansas from 2019-21, where the pair helped the Razorbacks win 45 games and advanced to the Elite Eight in 2020-21.
- Played against head coach **Jerome Tang** when he was the associate head coach at Baylor when the Razorbacks lost to the Bears in the Elite Eight on March 29, 2021... Tallied 2 points, 6 rebounds, 4 assists and 1 steal in 30 minutes off the bench in his last game at Arkansas.

### As a Senior at Arkansas State (2021-22)

- Saw action in 28 of 29 games with 27 starts in 2021-22... Helped guide the Red Wolves to an 18-11 record, the program's highest win total in 5 seasons... Played alongside **Norchad Omier**, who was a finalist for 2022 Lou Henson National Player of the Year and the 2022 Sun Belt Player of the Year and Defensive Player of the Year.
- Averaged 12.6 points on 44.6 percent shooting (127-of-285), including 25.5 percent (26-of-102) from the 3-point range, with 3.6 rebounds, 2.8 assists and 1.8 steals in 29.8 minutes per game... Connected on 72.7 percent (72-of-99) from the free throw line.
- Led the team in steals (51), while was second in scoring (12.6 ppg.) and field goals made (127), third in 3-point field goals made (26), rebounds (101/3.6 rpg.) and assists (79/2.8 apg.).
- Ranked among the top-20 in 5 categories in the Sun Belt, including third in steals (1.8 spg.), 11th in free throw percentage (72.7%), 15th in scoring (12.6 ppg.) and assists (2.8 apg.) and 19th in minutes (29.8 mpg.).
- Scored in double figures in 18 games, including 3 games of at least 20 points... Recorded a season-high 25 points in a win over Arkansas-Pine Bluff (12/8/21), hitting on 8-of-14 field goals, including 3-of-8 from 3-point range, and a 6-of-7 effort from the line... Opened the season with a 21-point performance vs. Harding (11/8/21) before duplicating that effort with 21 points in a home win over Texas State (1/22/22).
- Grabbed at least 5 rebounds in 6 games, including a season-best 8 vs. ULM (3/3/22).
- Dished out 5 or more assists in 4 games, including a season-best 9 at Texas Tech (12/14/21).
- Recorded at least 2 steals in 13 games, including a season-best 5 vs. Georgia Southern (1/1/22).
- Started 14 Sun Belt games... Averaged 11.7 points on 42.8 percent (59-of-138), including 27.8 percent (15-of-54) from 3-point range, in conference play with 3.9 rebounds, 2.9 assists and 1.9 steals in 31.6 minutes per game.
- Scored in double figures 9 times in SBC play with one 20-point game.
- Led the SBC in steals per game (1.9 spg.), while he was 13th in assists (2.9 apg.) and 19th in scoring (11.7 ppg.).
- Coached by **Mike Balado**.

### Sills' Career Stats [Arkansas/Arkansas State]

YEAR	GP	GS	Min	Avg.	FGM	FGA	Pct.	3FGM	3FGA	Pct.	FTM	FTA	Pct.	Off	Def	Tot	Avg.	PF	Ast	TO	Blk	Stl	Pts	Avg.
2018-19 (Fr.)	34	8	576	16.9	55	125	.440	29	63	.460	40	57	.702	12	31	43	1.3	68	58	53	0	21	179	5.3
2019-20 (So.)	32	24	1000	31.2	117	275	.425	47	143	.329	59	91	.648	20	75	95	3.0	96	39	44	5	30	340	10.6
2020-21 (Jr.)	32	15	669	20.9	83	193	.430	27	85	.318	46	68	.676	19	68	87	2.7	52	51	34	6	33	239	7.5
2021-22 (Sr.)	28	27	835	29.8	127	285	.446	26	102	.255	72	99	.727	18	83	101	3.6	70	79	70	7	51	352	12.6
<b>Totals</b>	<b>126</b>	<b>74</b>	<b>3081</b>	<b>24.4</b>	<b>382</b>	<b>878</b>	<b>.435</b>	<b>129</b>	<b>393</b>	<b>.328</b>	<b>217</b>	<b>315</b>	<b>.689</b>	<b>69</b>	<b>257</b>	<b>326</b>	<b>2.6</b>	<b>286</b>	<b>227</b>	<b>201</b>	<b>18</b>	<b>135</b>	<b>1110</b>	<b>8.8</b>

### Honors

- 2020-21 Preseason All-SEC Team
- 2019 Collegiate Hoops Roadshow All-Tournament
- 2021 SEC Winter Honor Roll



### Career Highs

Points	25, at Ark.-Pine Bluff (12/8/21)
Field Goals	8, 5 times
FG Attempts	15, 4 times
3-Point FGs	5, twice
3FG Attempts	8, 3 times
FT Made	8, vs. Auburn (1/20/21)
FT Attempts	10, vs. Auburn (1/20/21)
Rebounds	10, vs. Oral Roberts (12/20/20)
Assists	9, at Texas Tech (12/14/21)
Blocks	2, twice
Steals	5, vs. Georgia Southern (1/1/22)
Minutes	41, vs. Auburn (2/4/20)

### Miscellaneous

	2021-22	Career
10+ Points:	18	50
15+ Points:	11	27
20+ Points:	3	8
30+ Points:	—	—
4+ 3FGM:	0	6
5+ Rebounds:	7	17
10+ Rebounds:	0	1
5+ Assists:	4	9
2+ Steals:	13	33
Double-Doubles:	1	1
Played 30+ Minutes:	18	48

### 2021-22 Game-by-Game Stats | Senior (at Arkansas State)

Opponent	GS	MIN	FG-A	3FG-A	FT-A	O-D-T	PF	A	TO	Blk	Stl	Pts
<b>HARDING</b>	*	20	7-12	1-5	6-6	0-0-0	0	2	1	0	2	21
@Illinois	*	25	3-13	0-4	2-2	0-0-0	4	0	4	0	1	8
<b>CENTRAL BAPTIST</b>	*	28	5-15	0-5	2-4	0-6-6	1	4	2	0	4	12
@SE Missouri State	*	30	3-8	0-2	3-4	0-5-5	3	1	3	0	1	9
<b>MOREHEAD STATE+</b>	*	33	7-12	0-1	1-3	0-3-3	0	0	3	1	2	15
<b>KANSAS CITY+</b>	*	31	6-10	2-3	4-8	1-2-3	3	5	3	1	4	18
<b>CENTRAL ARKANSAS</b>	*	24	7-11	2-3	3-4	2-2-4	3	3	5	0	0	19
@Arkansas-Pine Bluff	*	35	8-14	3-8	6-7	0-2-2	1	4	2	2	1	25
@Mississippi Valley State	*	36	6-10	0-1	5-6	0-2-2	2	2	2	0	3	17
@Texas Tech	*	32	0-6	0-4	3-5	1-3-4	4	9	4	0	3	3
<b>AIR FORCE</b>		14	4-7	1-3	3-5	1-1-2	2	3	1	0	1	12
<b>LYON</b>	*	17	5-10	0-1	0-0	1-1-2	3	3	0	0	1	10
<b>GEORGIA SOUTHERN*</b>	*	32	4-9	0-2	7-8	1-3-4	2	4	3	0	5	15
@Louisiana*	*	41	3-13	0-2	2-3	1-3-4	4	4	2	0	1	8
@ULM*	*	34	5-11	2-6	0-0	0-4-4	2	8	2	1	1	12
<b>UT-ARLINGTON*</b>	*	28	6-11	2-5	2-2	0-4-4	4	1	5	0	2	16
<b>TEXAS STATE*</b>	*	34	8-13	3-6	2-4	1-4-5	2	4	3	1	2	21
@Appalachian State*	*	32	4-12	0-4	0-2	0-6-6	3	0	1	1	1	8
@Coastal Carolina*	*	30	2-3	2-3	0-0	1-6-7	1	2	4	0	1	6
<b>ULM*</b>	*	36	3-14	1-5	2-2	2-2-4	2	5	1	0	3	9
<b>LOUISIANA*</b>	*	33	7-12	1-3	0-0	0-3-3	4	0	2	0	2	15
@Troy*	*	24	3-6	0-2	2-4	2-2-4	1	4	2	0	3	8
@Texas State*	*	31	3-8	1-3	6-6	1-3-4	4	3	3	0	1	13
@UT-Arlington*	*	34	2-8	1-6	5-6	0-2-2	2	1	0	0	0	10
<b>COASTAL CAROLINA*</b>	*	22	2-6	1-2	2-2	0-2-2	4	2	2	0	1	7
<b>APPALACHIAN STATE*</b>	*	34	7-12	1-5	1-3	0-2-2	3	3	4	0	4	16
vs. ULM^	*	33	4-7	2-4	0-0	2-6-8	3	1	3	0	1	10
vs. Georgia State^	*	33	3-12	0-4	3-3	1-4-5	4	1	3	0	0	9

+ CollegeInsider.com Eracism Invitational (Jonesboro, Ark.)  
^ SBC Championship (Pensacola, Fla.)  
\* Sun Belt Game



Sills Overview (cont.)

As A Junior at Arkansas (2020-21)

- Saw action in all 32 games with 15 starts in 2020-21... The Razorbacks posted a 25-7 record, including a 13-4 mark in SEC play, and advanced to the Elite Eight, where they lost to eventual national champion Baylor.
- Named to the preseason All-SEC Second Team by the league coaches.
- Averaged 7.5 points on 43 percent shooting (83-of-193), including 31.8 percent (27-of-85) from 3-point range, with 2.7 rebounds, 1.6 assists and 1.0 steals in 20.8 minutes per game... Hit on 67.6 percent (46-of-68) from the line.
- Scored in double figures in 10 games, including a season-high 23 points at Auburn (12/30/20) on 8-of-15 field goals, including 4-of-7 from 3-point range... Also had 22 points vs. Auburn (1/20/21) on 7-of-12 shooting.
- Nine of 10 double-digit scoring games came in the first 15 games of the season, a span in which, he averaged 12 points on 46.2 percent (61-of-132) shooting.
- Registered his first career double-double with 16 points on 6-of-13 shooting and a season-high 10 rebounds vs. Oral Roberts (12/20/20) to go with 2 assists, 1 block and 1 steal in 34 minutes.

- Grabbed 5 or more rebounds in 5 games, including 6 in back-to-back NCAA Tournament games vs. Oral Roberts (3/27/21) and Baylor (3/29/21)...
- Totalled a season-high 10 rebounds in the regular-season meeting vs. Oral Roberts (12/20/20).
- Ranked third on the team in 3-point field goals (27), hitting on a season-high 5 triples at South Carolina (3/2/21)...

- Also knocked down 4 treys at Auburn (12/30/20).
- Dished out a season-high 5 assists vs. Southern (12/9/20).
- Notched a season-high 4 steals vs. UT Arlington (12/2/20).
- Saw action in 17 SEC games with 6 starts... Averaged 7.1 points on 39.2 percent (40-of-102) shooting, including 31.8 percent (14-of-44) from 3-point range, in SEC play with 2.1 rebounds, 1.1 assists and 0.6 steals in 19.6 minutes per game... Connected on 72.2 percent (26-of-36) from the line.

- Scored in double figures in 4 games in SEC play.
- Coached by Eric Musselman.



As A Sophomore at Arkansas (2019-20)

- Saw action in all 32 games with 24 starts in 2019-20... The Razorbacks posted a 20-12 record, including a 9-11 mark in SEC play, in a season cut short by the COVID-19 pandemic.
- Averaged 10.6 points on 42.5 percent shooting (117-of-275) with 3.0 rebounds, 1.2 assists and 0.9 steals in 31.2 minutes per game... Connected on 64.8 percent (59-of-91) from the line.
- Ranked fourth on the team in scoring (10.6 ppg.), field goals (117) and minutes (31.2 mpg.).
- Scored in double figures in 17 games, including 3 games of 20 or more points... Scored a season-high 21 points at Georgia (2/29/20) on 8-of-13 shooting, including 3-of-5 from 3-point range... Also registered 20-point games at Western Kentucky (12/7/19) and vs. Vanderbilt (3/11/20).
- Was playing his best basketball before the season was cut short due to the COVID-19 pandemic with 10 double-digit scoring games in the last 14 games... Averaged 12.7 points in the last 11 games of the season, including 20 vs. Vanderbilt (3/11/20) in the final game of the SEC Tournament before the season was shut down.
- Named to the Collegiate Hoops Roadshow All-Tournament Team after averaging 9.5 points in the 4-game tournament... Scored 17 points vs. Northern Kentucky (11/30/19) on 7-of-15 shooting.
- Ranked third in 3-point field goals made (47)... Knocked down a season-high 5 treys vs. Vanderbilt (3/11/20).
- Dished out a season-high 4 assists at Georgia Tech (11/25/19).
- Posted 2 or more steals in 9 games, including a season-high 4 vs. Auburn (2/4/20).
- Saw action in all 18 SEC games with 12 starts... Averaged 10.3 points on 40.5 percent (60-of-148) shooting, including 35.1 percent (27-of-77) in 3-point range, in conference play with 3.1 rebounds, 1.2 assists and 0.8 steals in 32.1 minutes per game... Connected on 64.4 percent (38-of-59) from the free throw line.
- Scored in double figures in 10 games in SEC play.
- Coached by Eric Musselman.

2020-21 Game-by-Game Stats | Junior (at Arkansas)

Opponent	GS	MIN	FG-A	3FG-A	FT-A	O-D-T	PF	A	TO	Blk	Stl	Pts
MISSISSIPPI VALLEY	*	19	8-10	2-3	1-1	1-1-2	0	2	0	0	3	19
NORTH TEXAS	*	36	4-7	1-3	5-8	0-3-3	2	1	5	0	1	14
UT-ARLINGTON	*	31	1-6	0-3	1-2	1-2-3	2	2	1	0	4	3
LIPSCOMB	*	13	2-4	1-2	1-2	0-4-4	0	2	0	0	0	6
SOUTHERN	*	21	4-7	3-5	0-1	0-3-3	0	5	0	1	1	11
CENTRAL ARKANSAS	*	30	7-12	1-3	2-3	2-1-3	4	4	2	1	3	17
ORAL ROBERTS	*	34	6-13	1-4	3-4	4-6-10	3	2	1	1	1	16
ABILENE CHRISTIAN	*	27	5-11	2-6	6-7	0-3-3	4	2	2	0	2	18
@Auburn*	*	35	8-15	4-7	3-6	4-2-6	0	2	2	1	2	23
MISSOURI*	*	37	1-10	0-4	4-6	1-3-4	3	2	0	0	3	6
@Tennessee*	*	18	0-1	0-1	0-0	2-0-2	2	0	3	0	0	0
GEORGIA*	*	23	3-8	1-2	1-1	0-5-5	3	2	1	0	1	8
@LSU*	*	29	4-8	2-5	4-4	0-4-4	2	0	0	0	0	14
@Alabama*	*	23	1-8	0-3	1-1	1-1-2	3	1	2	0	1	3
AUBURN*	*	32	7-12	0-1	8-10	0-3-3	3	2	1	0	1	22
@Vanderbilt*	*	23	3-6	0-2	1-2	0-3-3	4	4	1	0	1	7
OLE MISS*	*	24	3-7	1-3	2-2	0-0-0	2	0	0	0	1	9
@Oklahoma State%	*	15	2-4	1-2	0-0	2-2-4	1	2	0	0	1	5
MISSISSIPPI STATE*	*	4	0-3	0-1	0-0	0-1-1	0	0	0	2	0	0
@Kentucky*	*	10	1-2	0-1	0-2	0-0-0	1	1	1	0	0	2
@Missouri*	*	21	3-7	0-2	2-2	1-3-4	1	2	2	0	0	8
FLORIDA*	*	6	0-1	0-1	0-0	0-1-1	0	0	0	0	0	0
ALABAMA*	*	10	0-2	0-0	0-0	0-0-0	1	0	1	0	0	0
LSU*	*	6	1-2	1-2	0-0	0-0-0	0	0	1	0	1	3
@South Carolina*	*	26	5-8	5-7	0-0	0-1-1	5	2	2	0	0	15
TEXAS A&M*	*	6	0-2	0-2	0-0	0-0-0	0	0	1	0	0	0
vs. Missouri\$		27	1-4	1-4	0-0	0-2-2	1	2	1	0	1	3
vs. LSU\$		4	0-2	0-2	0-0	0-1-1	1	0	2	0	0	0
vs. Colgate#		13	1-2	0-0	1-2	0-0-0	1	1	1	0	2	3
vs. Texas Tech#		3	0-1	0-1	0-0	0-1-1	1	0	0	0	0	0
vs. Oral Roberts#		28	1-4	0-1	0-0	0-6-6	1	4	1	0	2	2
vs. Baylor#		30	1-4	0-2	0-2	0-6-6	1	4	0	0	1	2

%Big 12/SEC Challenge (Stillwater, Okla.)  
 \$SEC Tournament (Nashville, Tenn.)  
 #NCAA Tournament (various sites)  
 \*SEC game

Sills' Career Conference Stats [SEC/Sun Belt]

YEAR	GP	GS	Min	Avg.	FGM	FGA	Pct.	3FGM	3FGA	Pct.	FTM	FTA	Pct.	Off	Def	Tot	Avg.	PF	Ast	TO	Blk	Stl	Pts	Avg.
2018-19 (Fr.)	18	5	301	16.7	28	69	.406	15	32	.469	21	30	.700	7	13	20	1.1	29	28	25	0	9	92	5.1
2019-20 (So.)	18	12	577	32.1	60	148	.405	27	77	.351	38	59	.644	13	43	56	3.1	54	21	20	0	14	185	10.3
2020-21 (Jr.)	17	6	333	19.6	40	102	.392	14	44	.318	26	36	.722	9	27	36	2.1	30	18	18	3	11	120	7.1
2021-22 (Sr.)	14	14	442	31.6	59	138	.428	15	54	.278	31	42	.738	9	46	55	3.9	37	41	34	3	27	164	11.7
<b>Totals</b>	<b>67</b>	<b>37</b>	<b>1653</b>	<b>24.7</b>	<b>187</b>	<b>457</b>	<b>.409</b>	<b>71</b>	<b>207</b>	<b>.343</b>	<b>116</b>	<b>167</b>	<b>.695</b>	<b>38</b>	<b>129</b>	<b>167</b>	<b>2.5</b>	<b>150</b>	<b>108</b>	<b>97</b>	<b>6</b>	<b>61</b>	<b>561</b>	<b>8.4</b>



Sills Overview (cont.)

As A Freshman at Arkansas (2018-19)

- Saw action in all 34 games with 8 starts in 2018-19... The Razorbacks posted a 18-16 record, including an 8-10 mark in SEC play, and advanced to the NIT Second Round.
- Averaged 5.3 points on 44 percent shooting (55-of-125) with 1.3 rebounds, 1.7 assists and 0.6 steals in 16.9 minutes per game... Connected on 70.2 percent (40-of-57) from the line.
- Scored in double figures 5 times, including a season-high 18 points at Indiana (3/23/19) in the NIT Second Round on 6-of-11 field goals, including 4-of-6 from 3-point range... Tallied 14 points in his first SEC game at Texas A&M (1/5/19) on 5-of-9 shooting.
- Started the last 8 games of the season, posting 4 double-digit scoring games and averaging 10.1 points per game on 50 percent (25-of-50) shooting... In addition to his 18 points at Indiana (3/23/19), posted 15 points at Kentucky (2/26/19) and 11 in back-to-back games at Vanderbilt (3/6/19) and Alabama (3/9/19).
- Ranked third in 3-point field goals made (29)... Knocked down a season-high 4 treys at Indiana (3/23/19)... Also had 3 treys in 4 other games.
- Had at least 2 rebounds in 11 games, including a season-high 4 at Auburn (2/20/19).
- Totaled 4 or more assists in 5 games, including a season-high 6 vs. FIU (12/1/18).
- Snagged a season-high 3 steals vs. Ole Miss (3/2/19).
- Saw action in all 18 SEC games with 5 starts... Averaged 5.1 points on 40.6 percent (28-of-69) shooting, including 46.9 percent (15-of-32) in 3-point range, in conference play with 1.1 rebounds, 1.5 assists and 0.5 steals in 16.7 minutes per game... Connected on 70.0 percent (21-of-30) from the free throw line.
- Scored in double figures in 4 games in SEC play.
- Coached by Mike Anderson.

High School

- Rated the No. 3 player in the state of Arkansas by 247Sports and ESPN... Ranked a consensus top-50 pick among the nation's top point guards.
- Played three seasons at Jonesboro High School in Jonesboro, Ark. ... Helped the Hurricanes to an 82-8 record with three consecutive trips to the Final Four of the Class 6A State Championships, including titles in 2017 and 2018.
- Named to the USA Today All-Arkansas First Team as a senior in 2017-18... Twice selected First Team Class 6A (2017, 2018).

2019-20 Game-by-Game Stats | Sophomore (at Arkansas)

Opponent	GS	MIN	FG-A	3FG-A	FT-A	O-D-T	PF	A	TO	Blk	Stl	Pts
RICE	*	29	4-8	0-3	0-0	0-1-1	3	2	3	0	1	8
NORTH TEXAS	*	34	3-8	0-4	3-5	0-6-6	2	1	2	1	1	9
MONTANA+	*	25	2-8	0-4	1-2	1-2-3	4	0	3	0	2	5
TEXAS SOUTHERN+	*	30	4-15	0-5	2-2	2-0-2	2	2	1	0	1	10
SOUTH DAKOTA+	*	24	2-8	1-6	1-1	0-4-4	2	1	3	0	0	6
@Georgia Tech	*	39	5-9	1-3	0-0	2-2-4	4	4	2	0	1	11
NORTHERN KENTUCKY+	*	39	7-15	0-5	3-5	0-4-4	3	1	2	1	2	17
AUSTIN PEAY	*	24	3-6	2-5	0-0	0-1-1	4	1	1	0	2	8
@Western Kentucky	*	36	7-11	3-7	3-3	0-1-1	4	0	3	0	2	20
TULSA	*	30	3-10	2-8	1-4	0-0-0	2	3	1	1	0	9
vs. Valparaiso#	*	20	1-4	1-3	1-2	1-4-5	0	0	1	1	1	4
@Indiana	*	31	3-9	2-4	2-2	0-5-5	5	1	0	0	1	10
TEXAS A&M*	*	30	4-9	1-4	4-6	1-3-4	3	1	0	0	2	13
@LSU*	*	32	2-7	1-6	3-3	1-1-2	1	1	1	0	1	8
@Ole Miss*	*	33	4-8	0-1	1-2	1-2-3	2	0	0	0	0	9
VANDERBILT*	*	36	6-9	1-2	0-0	0-7-7	3	2	0	0	2	13
KENTUCKY*	*	26	1-6	1-3	1-2	1-1-2	5	1	1	0	0	4
@Mississippi State*	*	18	1-4	0-2	0-0	0-1-1	2	2	0	0	0	2
TCU%		34	7-8	3-3	1-2	0-2-2	4	1	2	0	2	18
SOUTH CAROLINA*		29	2-6	0-3	5-8	0-3-3	4	1	1	0	0	9
@Alabama*	*	39	2-6	1-4	2-2	0-1-1	3	2	3	0	3	7
AUBURN*	*	40	4-10	4-6	2-4	0-1-1	5	2	2	0	4	14
@Missouri*	*	33	4-10	2-6	2-3	1-3-4	4	1	1	0	0	12
@Tennessee*	*	34	2-14	2-8	5-8	2-2-4	4	0	3	0	0	11
MISSISSIPPI STATE*	*	36	5-10	2-4	3-3	1-2-3	1	2	2	0	1	15
@Florida*	*	36	0-7	0-4	0-0	1-2-3	2	0	1	0	0	0
MISSOURI*	*	33	6-8	4-6	1-1	0-3-3	3	1	0	0	1	17
TENNESSEE*	*	31	5-9	3-5	0-0	1-3-4	3	0	0	0	0	13
@Georgia*	*	33	8-13	3-5	2-5	1-5-6	3	0	1	0	0	21
LSU*	*	34	4-8	2-5	3-8	1-2-3	1	2	1	0	0	13
@Texas A&M*	*	24	0-4	0-3	4-4	1-1-2	5	3	3	0	0	4
vs. Vanderbilt\$		25	6-8	5-6	3-4	1-0-1	3	1	0	1	0	20
vs. South Carolina\$	ccd.											

+ Collegiate Hoops Roadshow (Fayetteville, Ark.)  
 #Game played in North Little Rock, Ark.  
 %Big 12/SEC Challenge (Fayetteville, Ark.)  
 \$SEC Tournament (Nashville, Tenn.)  
 \*SEC game

SEC Tournament was cancelled due to COVID-19 pandemic

- Averaged 20 points, 5.3 rebounds and 2.5 assists as a senior in 2017-18 in helping Jonesboro to a 26-5 record and the state championship.
- Averaged 15.5 points, 4.5 rebounds and 2.0 assists as a junior in 2016-17 en route to leading Jonesboro to a perfect 32-0 record and the state championship, which was the first undefeated season since 1954.
- Coached by Wes Swift.

Personal


- Desi De'Auntra Arnaz Sills was born Dec. 29, 1998, in Jonesboro, Ark. ... Son of Shawna Neal Henry... Has four siblings, including two brothers (Travon Neal and Quaavon) and two sisters (C'cchae and Devonce).
- Played with Arkansas Hawks AAU team, alongside former Razorbacks Isaiah Joe and Ethan Henderson.
- Earned a bachelor's degree in recreation and sports management from Arkansas State in July 2022... Working towards a master's degree in conflict analysis and trauma studies.

2018-19 Game-by-Game Stats | Freshman (at Arkansas)

Opponent	GS	MIN	FG-A	3FG-A	FT-A	O-D-T	PF	A	TO	Blk	Stl	Pts
vs. Texas^		16	1-2	1-1	0-0	0-1-1	2	0	0	0	0	3
UC DAVIS+		15	1-2	0-0	0-0	0-1-1	4	0	2	0	0	2
INDIANA+		11	0-2	0-1	2-2	0-1-1	1	2	1	0	1	2
MONTANA STATE+		16	2-5	1-4	0-1	1-2-3	3	5	1	0	2	5
UT ARLINGTON+		15	1-3	0-2	1-3	1-0-1	1	2	4	0	1	3
FIU		19	3-4	0-1	1-2	1-2-3	3	6	3	0	1	7
@Colorado State		16	2-3	2-3	2-2	0-1-1	3	2	0	0	0	8
WESTERN KENTUCKY		16	4-6	0-2	1-2	0-2-2	1	0	0	0	1	9
vs. UTSA#		18	2-4	1-2	4-4	0-1-1	1	0	1	0	1	9
GEORGIA TECH		11	2-3	2-2	0-0	1-1-2	1	0	3	0	0	6
TEXAS STATE		16	0-0	0-0	0-0	0-0-0	2	2	1	0	0	0
AUSTIN PEAY		24	0-3	0-1	0-1	1-2-3	3	5	2	0	2	0
@Texas A&M*		18	5-9	3-6	1-2	1-0-1	3	1	3	0	0	14
FLORIDA*		18	0-3	0-2	0-0	0-0-0	3	0	2	0	0	0
LSU*		18	0-4	0-2	0-1	0-1-1	1	5	0	0	0	0
@Tennessee*		10	1-1	0-0	0-0	0-0-0	1	1	0	0	0	2
@Ole Miss*		7	0-0	0-0	2-2	0-0-0	1	0	3	0	0	2
MISSOURI*		20	3-5	0-0	2-3	2-1-3	3	1	3	0	1	8
@Texas Tech%		8	0-1	0-1	1-2	0-2-2	1	0	2	0	0	1
GEORGIA		18	1-6	1-4	0-0	0-1-1	2	1	0	0	0	3
@LSU*		8	0-0	0-0	0-0	0-1-1	2	1	2	0	0	0
VANDERBILT*		10	0-1	0-0	2-2	0-0-0	0	3	1	0	0	2
@South Carolina*		7	0-1	0-0	0-0	0-1-1	0	2	1	0	0	0
@Missouri*		16	0-1	0-0	3-4	0-0-0	2	1	1	0	1	3
MISSISSIPPI STATE*		9	0-1	0-0	0-0	0-0-0	0	2	0	0	1	0
@Auburn*		23	2-5	0-1	5-8	2-2-4	2	3	1	0	0	9
TEXAS A&M*	*	21	3-6	1-2	0-0	1-0-1	3	0	2	0	0	7
@Kentucky*	*	29	4-8	3-5	4-4	0-0-0	1	0	1	0	1	15
OLE MISS*	*	22	2-6	1-2	0-0	0-2-2	2	1	2	0	3	5
@Vanderbilt*	*	23	3-5	3-3	2-4	1-1-2	1	4	2	0	1	11
ALABAMA*	*	24	4-7	3-5	0-0	0-3-3	2	2	1	0	0	11
vs. Florida\$	*	21	1-2	1-1	3-4	1-0-1	5	1	2	0	1	6
@Providence!	*	27	2-5	2-4	2-2	0-0-0	3	3	3	0	1	8
@Indiana!	*	26	6-11	4-6	2-2	0-3-3	5	2	3	0	1	18

^ESPN Armed Forces Classic (El Paso, Texas)  
 +Collegiate Hoops Roadshow (Fayetteville, Ark.)  
 #Game played in North Little Rock, Ark.  
 %Big 12/SEC Challenge (Fayetteville, Ark.)  
 \$SEC Tournament (Nashville, Tenn.)  
 !NIT (various sites)  
 \*SEC game





@Nawbrey33 / nawbrey\_0

# 21 Nate Awbrey

6-3 / 190 / Sr.-TR / Guard  
Manhattan, Kan. (Manhattan/Manhattan Christian College)

*Nate Awbrey #21*

⇒ Full bio at [kstatesports.com/NateAwbrey](http://kstatesports.com/NateAwbrey)

**Career**

- Opted to walk-on for the 2022-23 season with one season of eligibility after playing 3 seasons at Manhattan (Kan.) Christian College (2018-22), which plays in the National Christian College Athletic Association (NCCAA).
- Won 76 games in his four years at MCC, including three consecutive trips (2020, 2021, 2022) to the NCCAA National Tournament with a Final Four berth in 2022... The Thunder were the national No. 2 seed in 2020 before the tournament was canceled due to COVID-19.
- Also was part of MCC teams that won three consecutive Midwest Christian College Conference Championships (2020, 2021, 2022), back-to-back Midwest Christian College Conference Tournament titles (2021, 2022) and the 2020 NCCAA SW Regional Tournament Championship.
- Saw action in 95 games in his 4-year career at MCC, averaging 10.9 points on 45.8 percent (379-of-827) shooting, including 33.8 percent (80-of-237) from 3-point range, with 4.0 rebounds, 2.6 assists and 0.7 steals per game... Also connected on 78.9 percent (194-of-246) from the free throw line.
- Became the 26th player in school history to score 1,000 points, finishing with 1,032 points.
- Recovered from the ACL tear during his junior season in 2020-21 to play his senior season in 2021-22.
- Also competed in soccer for MCC.

**As A Senior at Manhattan Christian (2021-22)**

- Saw action in 26 of 33 games as a senior with 21 starts in 2021-22... Helped guide the Thunder to a 24-9 record and a third-place finish at the NCCAA National Tournament, losing to No. 2 seed Campbellsville-Harrodsburg in the Final Four before defeating top-seed Great Lakes Christian in third-place game... The team won both the Midwest Christian College Conference regular-season and tournament championship in 2022.
- Rehabbed from a torn ACL in the 2021 NCCAA National Tournament to play his senior season.
- Finalist for the 2022 Pete Maravich Award, which is given to the basketball student-athlete that best exemplifies what it means to be a Christian athlete in the classroom, on the floor and in the community in the NCCAA.
- Named to the 2022 NCCAA Academic All-America team.
- Averaged 7.5 points on 43.7 percent shooting (69-of-158), including 26.7 percent (12-of-45) from 3-point range, with 3.1 rebounds, 2.1 assists and 0.5 steals in 20.7 minutes... Connected on 80 percent (44-of-55) from the line.
- Ranked third on the team in assists (55), while was sixth in scoring (7.5 ppg.).
- Scored in double figures in 8 games, including a season-high 16 points vs. Spurgeon College (2/14/22).
- Honored as the 2021-22 MCC Team Christian Athlete of the Year.
- Coached by **Jordan Strom**.

**As A Junior at Manhattan Christian (2020-21)**

- Saw action in 22 of 29 games as a junior with 19 starts in 2020-21... Tore his ACL in the 2021 NCCAA National Tournament... Helped the Thunder to an 18-11 record, including a 9-1 mark in conference play, and a trip to the NCCAA National Tournament... The team won both the Midwest Christian College Conference regular-season and tournament championship in 2021.
- Selected to the 2021 All-Southwest Region and All-Midwest Christian College Conference (MCCC) Second Teams.
- Named to the 2022 NCCAA Academic All-America team.
- Averaged a team-best 13.2 points on 48.7 percent shooting (115-of-236), including 29.1 percent (16-of-55) from 3-point range, with 5.0 rebounds, 2.6 assists and 1.0 steals in 27.0 minutes per game... Connected on 80.4 percent (45-of-56) from the free throw line.
- Led the team in scoring (13.2 ppg.) and assists (2.6 appg.), while he was second in field goals made (115), free throw percentage (80.4) and minutes (27.0) and third in rebounding (5.0 rpg.) and steals (21).
- Honored as the 2020-21 MCC Team Christian Athlete of the Year.
- Coached by **Jordan Strom**.

**As A Sophomore at Manhattan Christian (2019-20)**

- Saw action in 24 of 30 games as a sophomore with 7 starts in 2019-20... Helped the Thunder to 19-11 record, including a 7-2 mark in conference play, before the season was cancelled due to COVID-19... The team won the Midwest Christian College Conference title in 2020 and was the No. 2 national seed in the NCCAA Tournament.
- Selected honorable mention All-Midwest Christian College Conference (MCCC).
- Averaged 8.7 points on 40.6 percent shooting (67-of-165), including 35.3 percent (24-of-68) from 3-point range, with 3.3 rebounds, 2.4 assists and 0.9 steals in 22.5 minutes per game... Connected on 82.3 percent (51-of-62) from the free throw line.

**Honors**

- 2021-22 NCCAA Pete Maravich Finalist
- 2020-21, 2021-22 NCCAA Scholar-Athlete
- Two-time NCCAA All-Southwest Region Second Team (2018-19, 2020-21)
- Two-time All-Midwest Christian College Conference Second Team (2018-19, 2020-21)
- 2019-20 All-Midwest Christian College Conference Honorable Mention
- Three-time MCC Team Christian Athlete of the Year (2019-20, 2020-21, 2021-22)

**Career Highs**

- Points: 25, vs. Ozark Christian (2/7/20)
- Rebounds: 13, at Kansas Christian (2/13/21)
- Assists: 6, multiple times
- Steals: 3, multiple times



**As A Sophomore at Manhattan Christian (cont.)**

- Ranked third on the team in assists (58).
- Scored his career-high of 25 points against Ozark Christian College (2/7/20).
- Honored as the 2019-20 MCC Team Christian Athlete of the Year.
- Coached by **Jordan Strom**.

**As A Freshman at Manhattan Christian (2018-19)**

- Saw action in 23 games as a true freshman in 2018-19... Helped the Thunder to 15-14 record, including a 4-2 mark in conference play.
- Named to the 2021 All-Southwest Region and All-Midwest Christian College Conference (MCCC) Second Teams.
- Averaged 14.7 points on 47.7 percent shooting (128-of-268), including 40.6 percent (28-of-69) from 3-point range, with 5.5 rebounds, 3.3 assists in 28.0 minutes per game... Connected on 74 percent (54-of-73) from the line.
- Coached by **Jordan Strom**.

**High School**

- Prepped at Manhattan High School in Manhattan, Kan., where he played basketball and soccer for the Indians.
- Played multiple years on the hardwood at the varsity level... Helped MHS to an 18-5 record and a trip to the 2017 Class 6A State Tournament... The Indians won both the Centennial League and Sub-State Championships.
- Averaged 8.3 points and 4.6 assists as a senior in 2017-18... Was forced to play point guard because of the lack of experience... Posted the ninth-best single-season assists average in program history, while was second in scoring.
- Named to the All-Centennial Team as an honorable mention selection.
- Was a key piece in Manhattan's historic 2017 soccer season, which produced an 18-2-1 record and a third-place finish in Class 6A... The team also won the sub-state and regional titles... Earned First Team All-State honors after finishing second in goals (13) and third in assists (8).
- Coached by **Benji George** (basketball) and **Frank Alonso** (soccer).

**Personal**

- Nate Awbrey was born June 7, 2000, in Overland Park, Kan. ... Son of **Rick** and **Teri Awbrey**... Parents are both Kansas grads... Has a brother, **Gabe**, and sister, **Gillian**... Also has a sister-in-law, **Regan Awbrey**.
- Comes from an athletic family... Mom, **Teri**, played basketball at Fort Hays State, while brother, **Gabe**, played alongside Nate at MCC in both soccer and basketball... Grandfather, **Harry Walker**, and uncle, **Ricker Walker**, competed in cross country and track and field at Fort Hays State... Cousin, **Shawn Rhodes**, played basketball at K-State, scoring nearly 1,000 points from 1995-99.
- Brother, **Gabe**, is currently a men's basketball graduate assistant at Baylor.
- Grew up playing in the Spradling Skills Academy, where he played for former Wildcat **Will Spradling** (2010-14).
- Earned a bachelor's degree in Bible and Christian Ministry with an emphasis in Youth Ministry from Manhattan Christian College in May 2022... Working towards a master's degree in community development.

**Awbrey's Career Stats** [Manhattan Christian College]

YEAR	GP	GS	Min	Avg.	FGM	FGA	Pct.	3FGM	3FGA	Pct.	FTM	FTA	Pct.	Off	Def	Tot	Avg.	PF	Ast	TO	Blk	Stl	Pts	Avg.
2018-19 (Fr.)	23	—	644	28.0	128	268	.478	28	69	.406	54	73	.740	16	110	126	5.5	—	75	—	1	12	338	14.7
2019-20 (So.)	24	7	539	22.5	67	165	.406	24	68	.353	51	62	.823	11	68	79	3.3	44	58	28	0	22	209	8.7
2020-21 (Jr.)	22	19	593	27.0	115	236	.487	16	55	.291	45	56	.804	42	69	111	5.0	31	56	27	3	21	291	13.2
2021-22 (Sr.)	26	21	538	20.7	69	158	.437	12	45	.267	44	55	.800	16	64	80	3.1	20	55	27	0	14	194	7.5
<b>Totals</b>	<b>95</b>	<b>—</b>	<b>2314</b>	<b>24.4</b>	<b>379</b>	<b>827</b>	<b>.458</b>	<b>80</b>	<b>237</b>	<b>.338</b>	<b>194</b>	<b>246</b>	<b>.789</b>	<b>85</b>	<b>311</b>	<b>396</b>	<b>4.2</b>	<b>95</b>	<b>244</b>	<b>82</b>	<b>4</b>	<b>69</b>	<b>1032</b>	<b>10.9</b>





**23** Abayomi "Baybe" Tyiola

6-10 / 220 / Sr.-TR / Center  
Ibadan, Nigeria (Greenforest-McCalep Christian / Stetson/Arkansas/Hofstra)

@abosticall / baybe\_iyiola

Pronounced uh-BYE-uh-mee ee-znee-OH-luh

Full bio at [kstatesports.com/Abayomityiola](http://kstatesports.com/Abayomityiola)

**Career**

- Transferred to K-State for the 2022-23 season with one season of eligibility after 2 seasons at Stetson (2017-19) and Arkansas (2019-21) and 1 season at Hofstra (2021-22)... Played in 1 game at Arkansas due transfer and injury.
- Has seen action in 92 career games with 64 starts at Stetson, Arkansas and Hofstra, averaging 9.3 points and 6.9 rebounds in 20.3 minutes per game... Averaged double figures as both a freshman and sophomore at Stetson.
- Has scored nearly 900 points in his college career, totaling 856 points (9.3 ppg.) in 92 games on 52.6 percent (358-of-680) shooting, while knocking down 72 percent (139-of-193) from the free throw line... Has collected 635 rebounds (6.9 rpg.), 34 assists (0.4 apg.), 67 steals (0.7 spg.) and 75 blocks (0.8 bpg.) in 1,888 minutes (20.5 mpg.).
- Started his career at Stetson, where he averaged 10.4 points (656 total) on 50.1 percent (274-of-547) shooting with 6.9 rebounds, 0.7 steals and 0.9 blocks in 21 minutes per game while playing in 63 games with 39 starts.
- Has 40 career double-digit scoring games, including 14 games with 15 or more points and 3 20-point games... Scored in double figures in 33 of 63 games played at Stetson, including in 18 games as a true freshman (2017-18)... His career-high of 26 points came at South Florida (11/28/18) as a sophomore (2018-19) at Stetson.
- Has collected 16 career double-doubles (points/rebounds), including 12 in his 2 seasons at Stetson and 4 at Hofstra in 2021-22.
- Has averaged nearly 7 rebounds per game in his career, including totaling nearly 200 in 3 seasons with a season-best 235 as a sophomore at Stetson in 2018-19... Has secured double-digit rebounds in 23 games, while grabbing a career-best 15 at James Madison (1/9/22).
- Has connected on 52.6 percent of his field goals in his career, including 53.4 percent (357-of-668) on 2-point shots... Hit on a team-best 63.2 percent (84-of-133) in his one season at Hofstra in 2021-22, which was big increase from his previous-best of 52.6 percent in 2017-18.
- Played alongside current teammate **Desi Sills** at Arkansas from 2019-21, where the pair helped the Razorbacks win 45 games and advanced to the Elite Eight in 2020-21.

**As A Senior at Hofstra (2021-22)**

- Played in 28 of 32 games with 25 starts while helping Hofstra win 21 games, including 13 in Colonial Athletic Association (CAA) play, in 2021-22 after winning just 13 the previous season.
- Averaged 7.1 points on 63.2 percent shooting (84-of-133) with 7.1 rebounds and 0.6 blocks in 20.1 minutes per game... Connected on 76.2 percent (32-of-42) from the free throw line.
- Led the Pride in rebounding (7.1 rpg.), offensive rebounds (84) and total rebounds (200).
- Ranked fifth in the CAA in rebounding (7.1 rpg.), while was second in offensive rebounds (3.00), 11th in defensive rebounds (4.14) and 12th in blocked shots (0.6 bpg.).
- Scored in double figures in 7 games, including a season-high 18 points on 7-of-11 shooting to go with 14 rebounds in the win over Arkansas (12/18/21).
- Registered 4 double-doubles (points/rebounds) and secured double-digit rebounds 8 times... Grabbed a season-high 15 rebounds to go with 15 points in a win at James Madison (1/9/22) to cap a stretch of five consecutive games with double-digit rebounds.
- Posted consecutive games of 14 rebounds vs. John Jay (12/12/21) and Arkansas (12/18/21)... Had 11 rebounds in his debut vs. Houston (11/9/21).
- Was second on the team with 17 blocks... Had at least 2 blocks in 5 games.
- Played in all 18 CAA games with 17 starts, averaging 6.2 points on 59.5 percent (44-of-74) shooting with a team-best 6.6 rebounds in 19.9 minutes per game.
- Scored in double figures 4 times in CAA play with 2 double-doubles.
- Ranked seventh in the CAA in rebounding, fourth in offensive rebounds (2.89) and 10th in blocks (0.7 bpg.).
- Coached by **Speedy Claxton**.

**As A Redshirt Junior at Arkansas (2020-21)**

- Played in just one game in 2020-21 after having knee surgery in the summer of 2020.
- Began practicing with the team on Dec. 26 and officially came off the injury list against Florida (2/16/21).
- Saw his first game action at South Carolina (3/2/21), pulling down a rebound in 2 minutes.
- Coached by **Eric Musselman**.

**As A Junior at Arkansas (2019-20)**

- Sat out the 2019-20 season due to NCAA transfer rules.
- Coached by **Eric Musselman**.

**iyiola's Career Stats** [Stetson/Arkansas/Hofstra]

YEAR	GP	GS	Min	Avg.	FGM	FGA	Pct.	3FGM	3FGA	Pct.	FTM	FTA	Pct.	Off	Def	Tot	Avg.	PF	Ast	TO	Blk	Stl	Pts	Avg.
2017-18 (Fr.)	32	8	616	19.3	139	268	.519	0	3	.000	44	65	.677	77	122	199	6.2	97	5	35	21	16	322	10.1
2018-19 (So.)	31	31	709	22.9	135	279	.484	1	8	.125	63	86	.733	85	150	235	7.6	88	14	40	37	30	334	10.8
2020-21 (Jr.)	1	0	2	2.0	0	0	.000	0	0	.000	0	0	.000	0	1	1	1.0	0	0	0	0	0	0	0.0
2021-22 (Sr.)	28	25	563	20.1	84	133	.632	0	1	.000	32	42	.762	84	116	200	7.1	77	15	17	17	21	200	7.1
<b>Totals</b>	<b>92</b>	<b>64</b>	<b>1890</b>	<b>20.5</b>	<b>358</b>	<b>680</b>	<b>.527</b>	<b>1</b>	<b>12</b>	<b>.083</b>	<b>139</b>	<b>193</b>	<b>.720</b>	<b>246</b>	<b>389</b>	<b>635</b>	<b>6.9</b>	<b>262</b>	<b>34</b>	<b>92</b>	<b>75</b>	<b>67</b>	<b>856</b>	<b>9.3</b>

**Honors**

2018 Atlantic Sun (ASUN) All-Freshman Team



**Career Highs**

<b>Points</b>	26, at South Florida (11/28/18)
<b>Field Goals</b>	10, twice
<b>FG Attempts</b>	17, vs. Western Illinois (12/5/18)
<b>3-Point FGs</b>	1, vs. Western Illinois (12/5/18)
<b>3FG Attempts</b>	2, at UCF (12/16/18)
<b>FT Made</b>	6, 3 times
<b>FT Attempts</b>	10, at South Florida (11/28/18)
<b>Rebounds</b>	15, at James Madison (1/9/22)
<b>Assists</b>	2, 6 times
<b>Blocks</b>	4, at South Florida (11/28/18)
<b>Steals</b>	4, at Jacksonville (1/30/19)
<b>Minutes</b>	34, twice

**Miscellaneous**

	2021-22	Career
<b>10+ Points:</b>	6	39
<b>15+ Points:</b>	2	16
<b>20+ Points:</b>	—	3
<b>30+ Points:</b>	—	—
<b>4+ 3FGM:</b>	—	—
<b>5+ Rebounds:</b>	21	70
<b>10+ Rebounds:</b>	9	23
<b>5+ Assists:</b>	—	—
<b>2+ Steals:</b>	6	18
<b>Double-Doubles:</b>	4	16
<b>Played 30+ Minutes:</b>	2	6

**2021-22 Game-by-Game Stats | Senior (at Hofstra)**

Opponent	GS	MIN	FG-A	3FG-A	FT-A	O-D-T	PF	A	TO	Blk	Stl	Pts
@Houston	*	28	3-5	0-1	0-0	4-7-11	4	0	1	0	1	6
@Duquesne	*	25	6-8	0-0	0-0	2-5-7	4	2	2	0	0	12
@Iona	*	18	3-3	0-0	0-0	2-8-10	4	0	0	0	0	6
@Maryland		DNP										
@Richmond		DNP										
<b>MOLLOY</b>		DNP										
<b>DETROIT MERCY</b>		DNP										
<b>PRINCETON</b>		4	0-1	0-0	0-0	0-0-0	2	0	0	0	0	0
<b>BUCKNELL</b>		18	4-4	0-0	0-0	4-2-6	3	2	2	0	1	8
@Stony Brook	*	11	3-3	0-0	0-0	2-1-3	0	0	0	2	2	6
<b>JOHN JAY</b>	*	24	6-9	0-0	0-0	6-8-14	0	0	0	2	1	12
@Arkansas+	*	29	7-11	0-0	4-6	4-10-14	3	1	2	0	1	18
@Monmouth	*	30	3-7	0-0	3-4	6-5-11	5	1	1	0	2	9
@William & Mary*	*	28	2-6	0-0	1-1	5-6-11	3	0	1	2	0	5
@Elon*		ppd.										
<b>UNC WILMINGTON*</b>		ppd.										
<b>CHARLESTON*</b>		ppd.										
@James Madison*	*	27	5-8	0-0	5-6	7-8-15	1	2	0	1	0	15
@Towson*	*	33	5-11	0-0	2-2	4-3-7	4	0	0	2	1	12
<b>DELAWARE*</b>	*	27	1-2	0-0	2-4	2-4-6	4	1	0	0	1	4
<b>DREXEL*</b>	*	21	1-2	0-0	1-2	4-5-9	3	1	0	0	0	3
@Northeastern*	*	20	3-3	0-0	3-3	2-2-4	3	0	0	0	0	9
@Charleston*	*	26	1-2	0-0	2-2	4-8-12	4	0	2	1	2	4
@UNC Wilmington*	*	17	3-5	0-0	2-2	2-2-4	3	0	1	0	0	8
<b>TOWSON*</b>	*	21	3-4	0-0	0-0	2-4-6	3	0	0	0	2	6
<b>JAMES MADISON*</b>	*	22	4-7	0-0	0-0	2-5-7	2	0	1	1	0	8
<b>UNC WILMINGTON*</b>	*	20	1-2	0-0	2-2	4-3-7	3	1	1	2	0	4
@Drexel*	*	20	5-8	0-0	0-0	3-7-10	3	1	0	0	0	10
@Delaware*	*	12	1-1	0-0	0-0	1-4-5	3	0	0	1	1	2
@Elon*	*	10	3-3	0-0	1-1	1-1-2	2	0	1	0	2	7
<b>NORTHEASTERN*</b>	*	9	1-1	0-0	0-0	0-1-1	2	0	1	0	0	2
<b>ELON*</b>	*	19	3-5	0-0	0-0	4-1-5	1	0	1	1	2	6
<b>WILLIAM &amp; MARY*</b>	*	7	0-0	0-0	1-2	1-1-2	1	2	0	0	0	1
<b>CHARLESTON*</b>	*	19	2-4	0-0	2-4	4-2-6	5	0	0	1	1	6
vs. Charleston^	*	18	5-8	0-0	1-1	2-3-5	2	1	0	1	1	11

+ Played at North Little Rock, Ark.  
^CAA Championship (Washington, D.C.)  
\*CAA Game



Iyiola Overview (cont.)

As A Sophomore at Stetson (2018-19)

- Started all 31 games in 2018-19... The Hatters posted a 7-24 record, including a 3-13 mark in Atlantic Sun play.
- Averaged 10.8 points on 48.4 percent shooting (135-of-279) with 7.6 rebounds, 1.0 steals and 1.2 blocks in 22.9 minutes per game... Connected on 73.3 percent (63-of-86) from the line.
- Led the team in scoring (10.8 ppg.), rebounding (7.6 rpg.) and blocked shots (1.2 bpg.).
- Ranked fourth in the ASUN in rebounding (7.6 rpg.), while was second in offensive rebounds (2.74), fifth in blocked shots, ninth in field goal percentage and 19th in scoring (10.8 ppg.).
- Scored in double figures in 15 games, including a season-high 26 points at South Florida (11/28/18).
- Collected 8 double-doubles (points/rebounds), while reaching double-digit rebounds 10 times... Posted a 20/10 double-double with 22 points and 11 rebounds at Western Illinois (12/5/18).
- Led in nearly all rebounding categories, including offensive (85), defensive (150) and total rebounds (235).
- His 37 total blocks were more than 40 percent of the team's total... Recorded at least 2 blocks in 10 games with a season-high 4 at South Florida (11/28/18) and vs. North Florida (2/26/19).
- Coached by Corey Williams.

As A Freshman at Stetson (2017-18)

- Selected to the Atlantic Sun All-Freshman Team by the league coaches.
- Played in 32 games with 8 starts in 2017-18... The Hatters posted a 12-20 record.
- Averaged 10.1 points on 51.9 percent shooting (139-of-268) with 6.2 rebounds and 0.7 blocks in 19.3 minutes per game... Connected on 67.7 percent (44-of-65) from the line.
- Ranked third on the team in scoring, while his 322 total points placed seventh among Stetson freshmen all-time.
- Ranked seventh in the ASUN in field goal percentage (51.9) and eighth in rebounding (6.2 rpg.).

2018-19 Game-by-Game Stats | Sophomore (at Stetson)

Opponent	GS	MIN	FG-A	3FG-A	FT-A	O-D-T	PF	A	TO	Blk	Stl	Pts
JOHNSON (Fla.)	*	14	3-6	0-1	2-2	2-5-7	1	0	3	0	0	8
@Missouri State	*	24	5-8	0-0	4-6	3-8-11	3	1	0	3	0	14
@USC	*	19	4-13	0-0	0-0	4-4-8	2	1	2	0	0	8
@Southeastern	*	21	3-4	0-0	2-6	4-2-6	4	0	2	0	0	8
ROBERT MORRIS	*	22	2-5	0-0	2-2	4-2-6	3	1	2	1	2	6
VMI	*	28	3-8	0-0	6-6	4-9-13	5	0	2	3	1	12
@Bethune-Cookman	*	23	7-14	0-1	2-4	1-9-10	4	0	0	1	0	16
@South Florida	*	27	10-15	0-0	6-10	3-3-6	5	0	0	4	2	26
@Duke	*	24	8-13	0-1	3-6	3-2-5	3	0	0	1	2	19
WESTERN ILLINOIS	*	31	9-17	1-1	3-3	6-5-11	3	0	1	2	1	22
MARIST	*	20	2-4	0-0	2-2	1-3-4	2	1	2	0	0	6
@UCF	*	12	2-6	0-2	0-0	0-0-0	2	0	0	0	0	4
UNC ASHEVILLE	*	20	2-4	0-0	0-0	0-4-4	4	0	0	1	0	4
@Longwood	*	25	2-7	0-0	2-2	3-4-7	1	1	0	0	0	6
EDWARD WATERS	*	17	3-5	0-0	0-0	2-2-4	1	1	3	0	2	6
LIBERTY*	*	21	2-8	0-0	1-2	2-4-6	3	1	1	1	0	5
@Lipscomb*	*	11	5-6	0-0	0-0	3-4-7	5	0	2	1	1	10
NORTH FLORIDA*	*	28	5-10	0-0	2-2	4-4-8	2	1	0	3	1	12
@North Alabama*	*	20	2-6	0-0	2-3	3-5-8	2	0	2	2	0	6
@Florida Gulf Coast*	*	16	4-4	0-0	2-2	2-2-4	1	0	2	1	0	10
NJIT*	*	16	3-8	0-0	2-3	1-0-1	2	0	0	0	2	8
LIPSCOMB	*	22	3-9	0-1	6-7	4-6-10	3	0	2	0	1	12
@Jacksonville*	*	27	3-11	0-0	0-0	2-4-6	4	0	0	2	4	6
KENNESAW STATE*	*	26	6-10	0-0	3-3	3-8-11	4	1	2	0	2	15
@Liberty*	*	26	6-11	0-0	4-4	3-9-12	1	0	2	0	1	16
JACKSONVILLE*	*	28	3-9	0-0	1-2	2-8-10	2	2	1	1	0	7
FLORIDA GULF COAST*	*	32	5-9	0-0	2-2	4-5-9	4	1	2	1	2	12
@NJIT*	*	22	4-11	0-0	0-0	4-5-9	4	0	2	2	1	8
NORTH ALABAMA*	*	29	3-10	0-0	2-5	0-12-12	3	0	2	2	0	8
@North Florida*	*	34	7-13	0-0	2-2	7-6-13	2	2	1	4	3	16
@Kennesaw State*	*	24	9-15	0-1	0-0	1-6-7	3	0	2	1	2	18

\*ASUN game

- Scored in double figures in 18 games, including a season-high 21 points vs. Webber (11/10/17) in his first game.
- Posted double figures in 5 of the last 6 games, including 2 games of 18 points (Kennesaw State and Lipscomb).
- Totalled 4 double-doubles (points/rebounds), while reaching double-digit rebounds 4 times.
- Led in nearly every rebounding category, including offensive (77), defensive (122) and total (199) rebounds... Fell one rebound shy of becoming the fourth freshman in program history with 200 rebounds in a season.
- Coached by Corey Williams.

High School

- Played all four years at Greenforest-McCaleb Christian Academy in Decatur, Ga. ... Helped the Eagles to a 57-7 record and back-to-back Class A Private School State Championships (2016, 2017) as a junior and senior.
- Averaged a near double-double as a senior in 2016-17 with 10.2 points, 9.3 rebounds, 1.1 blocks, 1.0 assists and 1.0 steals per game in helping a Greenforest squad posted 27 victories and won their four playoff games by an average of 30 points per game... Connected on 52.3 percent (139-of-266) from the field.
- Coached by Larry Thompson.

Personal

- Abayomi Musliudeen Iyiola was born Jan. 20, 1998, in Ibadan, Nigeria... Son of Lasisi and Alirat Iyiola... Has four siblings (Semiu, Akim, Omolara and Opeyemi)... Brothers, Semiu and Akim, played soccer in Nigeria.
- His first name (Abayomi) means "My enemies tried to mock me but God wouldn't allow it" in Nigerian, while his first name means "Bringer of Happiness" in Egyptian.
- Earned a bachelor's degree in business administration from Hofstra in May 2022... Working towards a master's degree in personal financial planning.

2017-18 Game-by-Game Stats | Freshman (at Stetson)

Opponent	GS	MIN	FG-A	3FG-A	FT-A	O-D-T	PF	A	TO	Blk	Stl	Pts
WEBBER INTERNATIONAL *	28	10-15	0-0	1-3	5-8-13	4	0	2	1	0	21	
@FIU *	34	5-10	0-0	1-2	3-3-6	4	0	1	1	0	11	
SOUTH FLORIDA *	20	3-6	0-1	0-0	1-1-2	4	0	0	0	0	6	
SIU EDWARDSVILLE	23	4-8	0-0	4-6	4-5-9	4	0	0	0	1	12	
AVE MARIA	16	4-7	0-0	0-0	3-2-5	2	0	0	0	0	8	
@South Alabama	22	7-12	0-0	2-2	1-5-6	5	0	1	0	1	16	
@North Dakota State	20	1-5	0-0	0-1	2-5-7	4	0	3	1	0	2	
@Green Bay	20	4-11	0-0	0-0	3-6-9	3	1	2	1	1	8	
CAMPBELL	10	2-5	0-0	2-2	2-2-4	3	0	1	0	0	6	
EDWARD WATERS	12	4-6	0-0	0-0	1-2-3	3	0	2	0	0	8	
@Duquesne	17	3-6	0-0	0-0	0-3-3	4	0	0	1	0	6	
@Marist	16	4-5	0-0	0-0	0-4-4	2	0	0	0	1	8	
@Fort Wayne	25	7-14	0-0	3-4	2-4-6	1	0	1	1	0	17	
UCF	22	3-7	0-0	4-6	3-2-5	4	0	0	0	2	10	
@Nebraska	22	6-15	0-1	3-4	3-6-9	4	0	1	1	2	15	
FLORIDA NATIONAL	27	5-8	0-0	2-2	4-5-9	2	0	1	3	0	12	
@Florida Gulf Coast*	17	4-8	0-1	3-4	2-3-5	3	0	0	0	0	11	
NJIT*	15	2-6	0-0	0-0	1-5-6	3	1	1	1	0	4	
USC UPSTATE*	18	5-7	0-0	2-3	6-5-11	2	0	4	1	0	12	
BETHUNE-COOKMAN	23	1-10	0-0	4-6	1-5-6	2	1	1	2	1	6	
@Kennesaw State*	15	5-10	0-0	1-2	2-1-3	4	0	0	0	0	11	
@Lipscomb*	17	4-7	0-0	2-2	2-4-6	4	0	2	0	1	10	
@Jacksonville*	15	3-10	0-0	0-0	2-3-5	1	0	1	1	1	6	
NORTH FLORIDA*	10	2-4	0-0	1-2	2-5-7	2	0	3	1	1	5	
JACKSONVILLE*	15	4-7	0-0	5-8	6-3-9	5	0	0	0	1	13	
@North Florida*	15	3-6	0-0	0-0	1-0-1	5	0	0	0	0	6	
@USC Upstate*	*	22	5-11	0-0	0-0	5-4-9	1	1	1	0	0	10
@NJIT*	*	26	6-9	0-0	0-0	2-9-11	3	1	1	0	1	12
LIPSCOMB*	*	14	5-7	0-0	0-0	1-0-1	3	0	1	0	0	10
KENNESAW STATE*	*	26	9-11	0-0	0-0	4-4-8	2	0	3	3	0	18
FLORIDA GULF COAST*	13	2-6	0-0	0-0	0-1-1	1	0	2	1	1	4	
@Lipscomb^	*	21	7-9	0-0	4-6	3-7-10	3	0	0	1	1	18

^ASUN Tournament (Nashville, Tenn.)

\*ASUN game

Iyiola's Career Conference Stats [ASUN/SEC/CAA]

YEAR	GP	GS	Min	Avg.	FGM	FGA	Pct.	3FGM	3FGA	Pct.	FTM	FTA	Pct.	Off	Def	Tot	Avg.	PF	Ast	TO	Blk	Stl	Pts	Avg.
2017-18 (Fr.)	14	4	238	17.0	59	109	.541	0	1	.000	14	21	.667	36	47	83	5.9	39	3	19	8	6	132	9.4
2018-19 (So.)	16	16	382	23.9	70	150	.467	0	2	.000	29	37	.784	45	88	133	8.3	45	8	23	21	20	169	10.6
2020-21 (Jr.)	1	0	2	2.0	0	0	.000	0	0	.000	0	0	.000	0	1	1	1.0	0	0	0	0	0	0	0.0
2021-22 (Sr.)	18	17	358	19.9	44	74	.595	0	0	.000	24	31	.774	52	67	119	6.6	50	8	9	12	12	112	6.2
<b>Totals</b>	<b>49</b>	<b>37</b>	<b>980</b>	<b>20.0</b>	<b>173</b>	<b>333</b>	<b>.520</b>	<b>0</b>	<b>3</b>	<b>.000</b>	<b>67</b>	<b>89</b>	<b>.753</b>	<b>133</b>	<b>203</b>	<b>336</b>	<b>6.9</b>	<b>134</b>	<b>19</b>	<b>51</b>	<b>41</b>	<b>38</b>	<b>413</b>	<b>8.4</b>





@IsmaelMassoud / ishhy\_mass

# 25 Ismael [Ish] Massoud

6-9 / 225 / Jr.-1L / Forward  
East Harlem, N.Y. (The MacDuffie School/Wake Forest)

Pronounced ish-MAY-el mah-SUED

Full bio at [kstatesports.com/IshMassoud](http://kstatesports.com/IshMassoud)

**Career**

- Transferred to K-State for the 2021-22 season after playing 2 seasons at Wake Forest (2019-21).
- Has seen action in 84 career games with 26 starts at Wake Forest (2019-21) and K-State.
- Has scored 542 career points (6.5 ppg.) on 36.1 percent shooting (175-of-485), including 35.2 percent (105-of-298) from 3-point range, while has connected on 79.1 percent (87-of-110) from the free throw line to go with 225 rebounds (2.7 rpg.), 30 assists (0.4 apg.) and 41 steals (0.5 spg.) in 1,606 minutes (19.1 mpg.).
- Has 22 career double-digit scoring games, including a career-best 31 points vs. Pittsburgh (1/23/21) on 10-of-14 field goals, including 8-of-10 from 3-point range, while at Wake Forest... Doubled his number of career double-digit scoring games with 11 in 2021-22, including a season-high 17 points vs. Green Bay (12/12/21).
- Has made 105 3-pointers in his career on 35.2 percent shooting, posting 2 or more triples in 29 of 84 games played in college... Knocked down a career-best 8 triples vs. Pittsburgh (1/23/21), making him one of just 7 Wake Forest players to have hit on 8 3-point field goals in a game... It also ties the school record for 3-point field goals made in a regulation game and is the best percentage from 3-point range in school history.

**As A Sophomore at K-State (2021-22)**

- One of only 2 players (along with senior Mark Smith) to play in all 31 games... Posted 18 starts, including the first 14 games... Returned to start the last 3 games.
- Logged 752 total minutes, averaging 24.3 per game... Played a season-high 35 vs. West Virginia (3/9/22).
- Averaged 6.8 points on 36.3 percent shooting (70-of-193), including 33.3 percent (36-of-108) from 3-point range, with 2.8 rebounds per game... Connected on a team-high 87.5 percent (35-of-40) from the free throw line.
- Had 11 double-digit scoring games, including 3 in a row vs. Marquette (12/8/21), Green Bay (12/12/21) and Nebraska (12/19/21), averaging 14.3 points... Did it 5 times in Big 12 play, including 13 at Oklahoma (1/1/22), 13 at West Virginia (1/8/22), 11 at Iowa State (2/12/22), 13 vs. West Virginia (2/14/22) and Oklahoma (3/5/22).
- Scored a season-high 17 points vs. Green Bay (12/21/22) on 5-of-5 field goals, including 4-of-4 from 3-point range, and 3-of-3 free throws... He became the 18th Wildcat to go perfect from the field on 5 or more field goals.
- Enjoyed a strong ending, averaging 10.7 points on 45.5 percent (10-of-22) shooting in the last 3 games... Scored 13 points on 4-of-8 field goals, including 3-of-4 from long range, vs. West Virginia (3/9/22) in Big 12 Championship.
- Finished fourth in 3-point field goal (36), knocking down at least 2 treys in 9 games, including a season-best 4-of-4 effort vs. Green Bay (12/12/21)... Also had 3 or more triples at Oklahoma (1/1/22) and twice vs. West Virginia.
- Led the team in free throw percentage in overall and Big 12 games... Made his first 23 free throw attempts, finally missing on his fourth attempt vs. West Virginia (2/14/22)... Went a perfect 5-of-5 at Nebraska (12/19/21) and 4-of-4 vs. No. 14/16 Texas (1/4/22), while he made 8 of a season-high 10 attempts vs. West Virginia (2/14/22).
- Had 5 or more rebounds in 6 games, including a season-high 7 vs. North Dakota (11/28/21).
- Placed fifth in steals (23), grabbing 2 or more in 7 games... Did total 9 steals in the last 4 games, including a career-high 4 at No. 12/12 Texas Tech (2/28/22).
- Was second on the team with 11 blocks... Twice had 2 or more blocks, including vs. West Virginia (3/9/22).
- One of 3 players (along with senior Mark Smith and sophomore Nijel Pack) to play in all 18 Big 12 contests... Registered 6 starts in league play... Averaged 6.2 points on 34.6 percent shooting (37-of-107), including 29.5 percent (18-of-61) from 3-point range, in Big 12 play with 1.8 rebounds and 0.7 steals in 22.4 minutes per game... Connected on a team-best 82.6 percent (19-of-23) from the free throw line.
- Coached by Bruce Weber.

**As A Sophomore at Wake Forest (2020-21)**

- One of only 3 players to play in all 22 games, which included 8 starts.
- Logged nearly 500 minutes (477), averaging 21.7 per game... Played a season-high 34 at N.C. State (1/27/21).
- Averaged 8.3 points on 34.1 percent shooting (58-of-170), including 33.6 percent (36-of-107) from 3-point range, with 3.4 rebounds, 0.5 assists and 0.4 steals per game... Connected on 73.2 percent (30-of-41) from the line.
- Ranked among the team's top-5 in a number of categories, including second in 3-point field goals made (36), third in field goals (58), fourth in free throws (30) and rebounding (3.4 rpg.) and fifth in scoring (8.3 ppg.).
- Totalled 7 double-digit scoring games... Scored a season and career-best 31 points vs. Pittsburgh (1/23/21).
- Had a near double-double at Duke (1/9/21) with 17 points and a season-high 8 rebounds.
- Posted a pair of 13-point efforts at No. 22 Virginia (1/6/21) and at N.C. State (1/27/21).
- His 36 3-pointers were just 2 shy of the team lead... Had at least 2 triples in 10 games, including a career-best 8 vs. Pittsburgh (1/23/21)... Ranks as one of 7 Demon Deacons to hit on 8 triples in a game, while he tied the school record for 3-point makes in a regulation game... His 8-of-10 effort from 3-point range is tops in school history.

**Honors**

- 2019-20 All-ACC Academic Team
- 2019-20 ACC Academic Honor Roll



**Miscellaneous**

	2021-22	Career
10+ Points:	11	22
15+ Points:	3	5
20+ Points:	—	1
30+ Points:	—	1
2+ 3FGM:	19	29
5+ Rebounds:	6	15
3+ Assists:	1	2
5+ Assists:	—	—
Multiple Steals:	7	11
Double-Double:	—	—
Played 30+ Minutes:	11	15

**Career Highs**

Points	31, vs. Pittsburgh (1/23/21)
Field Goals	10, vs. Pittsburgh (1/23/21)
FG Attempts	14, vs. Pittsburgh (1/23/21)
3-Point FGs	8, vs. Pittsburgh (1/23/21)
3FG Attempts	10, vs. Pittsburgh (1/23/21)
FT Made	8, at West Virginia (2/14/22)
FT Attempts	10, vs. West Virginia (2/14/22)
Rebounds	8, at Duke (1/9/21)
Assists	3, at Pittsburg (3/2/21)
Blocks	2, 3 times
Steals	4, at Texas Tech (2/28/22)
Minutes	35, vs. West Virginia (3/9/22)

**2021-22 Game-by-Game Stats | Sophomore (at K-State)**

Opponent	GS	MIN	FG-A	3FG-A	FT-A	O-D-T	PF	A	TO	Blk	Stl	Pts
FLORIDA A&M	*	26	2-5	1-3	0-0	0-3-3	3	0	1	0	0	5
OMAHA	*	31	5-10	3-6	2-2	0-6-6	2	0	1	2	0	15
vs. 13/12 Arkansas+	*	31	0-8	0-5	0-0	0-3-3	3	0	1	1	0	0
vs. 14/15 Illinois+	*	32	4-10	3-5	2-2	0-2-2	1	0	0	0	2	13
NORTH DAKOTA	*	28	1-5	0-1	0-0	0-7-7	2	3	1	0	2	2
UALBANY	*	24	1-3	0-2	0-0	0-4-4	1	0	1	0	0	2
@Wichita State#	*	23	1-7	0-4	0-0	1-4-5	2	0	1	0	2	2
MARQUETTES	*	33	6-14	2-6	2-2	0-6-6	2	1	0	0	1	16
GREEN BAY	*	31	5-5	4-4	3-3	0-4-4	0	2	0	0	1	17
@Nebraska	*	20	2-4	1-3	3-5	0-4-4	4	0	2	0	1	10
MCNEESE	*	21	1-5	1-3	0-0	3-1-4	0	0	1	0	0	3
@Oklahoma*	*	34	5-11	3-7	0-0	0-2-2	1	0	0	0	2	13
14/16 TEXAS*	*	35	2-9	1-4	4-4	0-0-0	1	0	1	0	0	9
@West Virginia*	*	33	5-13	3-7	0-0	1-4-5	3	1	2	1	0	13
TCU*		18	1-2	0-1	0-0	0-1-1	2	0	0	0	1	2
19/19 TEXAS TECH*		21	2-5	1-3	0-0	0-1-1	2	0	0	0	1	5
@23/22 Texas*		15	1-2	0-1	2-2	0-2-2	3	0	0	0	0	4
7/7 KANSAS*		7	0-2	0-1	0-0	0-0-0	2	1	0	0	0	0
@4/4 Baylor*	*	21	1-7	1-5	0-0	1-0-1	1	0	1	0	0	3
@Ole Miss%		15	1-2	0-1	0-0	0-0-0	1	0	1	1	0	2
OKLAHOMA STATE*		16	1-4	0-2	0-0	0-0-0	1	1	0	0	0	2
@TCU*		19	1-2	1-2	0-0	1-2-3	2	0	1	1	0	3
10/10 BAYLOR*		13	0-3	0-1	0-0	1-1-2	2	0	1	0	0	0
@Iowa State*		23	5-10	1-6	0-0	1-2-3	3	0	1	1	1	11
WEST VIRGINIA*		24	2-8	1-4	8-10	1-0-1	2	0	1	0	0	13
@Oklahoma State*		14	2-4	1-2	0-0	1-0-1	1	0	1	0	0	5
@5/5 Kansas*		17	2-5	1-4	2-2	1-2-3	4	0	1	0	1	7
IOWA STATE*		26	1-6	0-2	0-0	1-1-2	1	0	1	1	2	2
@12/12 Texas Tech*	*	35	2-5	2-4	2-3	0-3-3	3	0	2	1	4	8
OKLAHOMA*	*	33	4-9	2-5	1-2	1-2-3	2	1	0	0	1	11
vs. West Virginia^	*	35	4-8	3-4	2-3	3-3-6	3	0	1	2	2	13

+Hall of Fame Classic presented by Hotels.com (Kansas City, Mo.)  
#Played at INTRUST Bank Arena (Wichita, Kan.)  
\$BIG EAST/Big 12 Battle (Manhattan, Kan.)  
%SEC/Big 12 Challenge (Oxford, Miss.)  
^Phillips 66 Big 12 Championship (Kansas City, Mo.)  
\*Big 12 Game

**Massoud's Career Stats [Wake Forest/K-State]**

YEAR	GP	GS	Min	Avg.	FGM	FGA	Pct.	3FGM	3FGA	Pct.	FTM	FTA	Pct.	Off	Def	Tot	Avg.	PF	Ast	TO	Blk	Stl	Pts	Avg.
2019-20 (Fr.)	31	0	376	12.1	47	122	.385	33	83	.398	22	29	.759	6	57	63	2.0	31	9	23	12	10	149	4.8
2020-21 (So.)	22	8	478	21.7	58	170	.341	36	107	.336	30	41	.732	16	59	75	3.4	41	11	32	1	8	182	8.3
2021-22 (So.)	31	18	752	24.3	70	193	.363	36	108	.333	35	40	.875	17	70	87	2.8	60	10	24	11	23	211	6.8
<b>Totals</b>	<b>84</b>	<b>26</b>	<b>1606</b>	<b>19.1</b>	<b>175</b>	<b>485</b>	<b>.361</b>	<b>105</b>	<b>298</b>	<b>.352</b>	<b>87</b>	<b>110</b>	<b>.791</b>	<b>39</b>	<b>186</b>	<b>225</b>	<b>2.7</b>	<b>132</b>	<b>30</b>	<b>79</b>	<b>24</b>	<b>41</b>	<b>542</b>	<b>6.5</b>



Massoud Overview (cont.)

As A Sophomore at Wake Forest (cont.)

- Ranked third in rebounds (75) and defensive rebounds (59), while was fourth in average (3.4 rpg)... Collected at least 7 rebounds in 7 games, including a season-best 8 at Duke (1/9/21).
- Saw action in all 18 ACC games with 5 starts... Averaged 8.3 points on 34.3 percent shooting (48-of-140), including 33.7 percent (29-of-86) from 3-point range, in ACC play with 3.5 rebounds in 22.2 minutes per game... Connected on 70.6 percent (24-of-34) from the free throw line.
- Scored in double figures 6 times in ACC play.
- Coached by Steve Forbes.

As A Freshman at Wake Forest (2019-20)

- One of only 3 players to play in all 31 games, all as a reserve.
- Logged nearly 400 minutes (375), averaging 12.1 per game... Played a high 28 vs. Boston College (1/19/20).
- Averaged 4.8 points on 38.5 percent shooting (47-of-122), including 39.8 percent (33-of-83) from 3-point range, with 2.0 rebounds per game... Connected on 75.9 percent (22-of-29) from the free throw line.
- Had 4 double-digit scoring games, including a high of 14 at Pittsburgh (1/4/20) and Boston College (1/19/20).
- Ranked second in 3-point field goal percentage (39.8), while he was third in total makes (33)... Connected on 2 or more triples in 10 games, including a season-high of 3 at Pittsburgh (1/4/20) and at Miami (2/15/20).
- Saw action in all 20 ACC games, all as a reserve... Averaged 5.4 points on 40 percent shooting (34-of-85), including 40.4 percent (23-of-57) from 3-point range, in ACC play with 2.0 rebounds in 13.8 minutes per game... Connected on 81 percent (17-of-21) from the free throw line.
- Scored in double figures 4 times in ACC play.
- Coached by Danny Manning.

2020-21 Game-by-Game Stats | Sophomore (at Wake Forest)

Opponent	GS	MIN	FG-A	3FG-A	FT-A	O-D-T	PF	A	TO	Blk	Stl	Pts
DELAWARE STATE <sup>^</sup>	*	13	3-8	3-7	0-0	0-1-1	2	1	0	0	0	9
LONGWOOD <sup>^</sup>	*	17	2-6	1-3	5-5	1-2-3	2	0	1	0	2	10
TROY	ccd.											
PRESBYTERIAN	ccd.											
VIRGINIA	ppd.											
VMI	ccd.											
SYRACUSE	ppd.											
CATAWBA	*	17	2-5	1-4	0-0	0-3-3	1	0	2	0	0	5
@Georgia Tech*		18	1-3	0-2	0-0	0-3-3	0	0	1	0	1	2
@Virginia*		19	4-7	4-6	1-4	0-3-3	1	1	2	0	0	13
@Duke*		26	5-10	2-6	5-7	2-6-8	3	0	2	1	0	17
LOUISVILLE*		13	2-6	1-4	2-2	1-1-2	0	0	1	0	0	7
VIRGINIA TECH*		22	4-9	3-6	1-1	1-3-4	3	0	1	0	0	12
@North Carolina*	*	25	0-4	0-3	0-0	1-4-5	2	0	1	0	1	0
PITTSBURGH*	*	34	10-14	8-10	3-4	1-3-4	4	0	3	0	2	31
@N.C. State*	*	34	4-12	2-8	3-4	1-6-7	3	0	4	0	0	13
MIAMI (FL)*	*	12	0-8	0-3	0-0	1-0-1	1	0	0	0	1	0
@Notre Dame*	*	23	2-11	2-6	2-3	1-2-3	0	1	1	0	0	8
@Boston College*		19	1-8	0-4	0-1	2-3-5	3	1	1	0	0	2
@Florida State*		9	1-4	0-2	0-0	0-2-2	1	0	0	0	0	2
DUKE*		16	2-5	1-3	0-0	1-1-2	1	1	2	0	0	5
N.C. STATE*		22	1-7	0-4	4-4	2-3-5	2	2	1	0	0	6
CLEMSON*		24	2-6	1-5	0-0	0-1-1	4	0	1	0	1	5
@Virginia Tech*		22	2-6	2-4	2-3	0-2-2	2	0	3	0	0	8
@Pittsburgh*		27	4-10	2-5	0-0	0-1-1	4	3	1	0	0	10
GEORGIA TECH*		33	3-10	1-5	1-1	0-5-5	1	0	2	0	0	8
vs. Notre Dame!		32	3-11	2-7	1-2	1-4-5	1	1	2	0	0	9

<sup>^</sup>Mako Medical Wake Forest Classic (Winston-Salem, N.C.)  
<sup>!</sup>ACC Championship (Greensboro, N.C.)

High School

- A consensus Top 150 prospect by several recruiting services, including No. 129 by *Rivals.com* and No. 148 by *247Sports.com*... Also rated among the Top 40 small forwards in the country, including No. 26 by *Rivals.com* and No. 36 by *247Sports.com*... Rated as the No. 2 prospect in New York by *247Sports.com*.
- A three-year letterman (2016-19) at The MacDuffie School in Granby, Mass., where he led the team to a 22-12 overall record as a senior in 2018-19.
- Earned several accolades as a senior in 2018-19, including *USA Today* Second Team All-Massachusetts and First Team All-NEPSAC honors... Named the MVP of the 2019 Empire Classic.
- Averaged 18.3 points, 6 rebounds, 3.1 assists and 1.3 steals as a junior in 2017-18.
- Started at the Berkeley Carroll School in Brooklyn, helping the team to the 2015 NYSAIS Class C championship.
- Coached by **Jacque Rivera**.

Personal

- **Ismael Massoud** was born May 6, 2000 in Madrid, Spain... Parents are **Hany Massoud** and **Alicia Rodriguez-Barrera**... Legal guardian is **Ayesha Hoda** (stepmom)... Has four siblings (**Sofian**, **Zakariah**, **Qasim**, **Aminah**)... Mother, **Alicia Rodriguez-Barrera**, played college basketball at Houston and was a starter for the Cougars as a junior and senior in 1996-97 and 1997-98... Brother, **Sofian**, is a sophomore quarterback at Hampton.
- Had 24 offers out of high school with his finalists being Harvard, Georgia Tech, Auburn, Rutgers and Wake Forest.
- Played for PSA Cardinals and head coach **Terrence "Munch" Williams** on the EYBL circuit, averaging 7.7 points and 3.8 rebounds per game... Played alongside current NBA players **Cole Anthony** (Orlando Magic), **James Bouknight** (Charlotte Hornets) and **Tyson Etienne** (Atlanta Hawks).
- Major is human development.

2019-20 Game-by-Game Stats | Freshman (at Wake Forest)

Opponent	GS	MIN	FG-A	3FG-A	FT-A	O-D-T	PF	A	TO	Blk	Stl	Pts
@Boston College*		6	0-0	0-0	0-0	1-1-2	1	0	1	1	0	0
COLUMBIA		4	1-1	1-1	1-2	0-0-0	0	0	0	0	0	4
UNC-ASHEVILLE		4	1-2	1-2	0-0	0-1-1	0	0	0	0	0	3
@Charlotte		13	3-5	2-4	0-0	0-2-2	0	0	1	1	0	8
@Davidson		17	2-5	2-4	0-0	0-3-3	0	0	1	0	0	6
vs. Charleston <sup>^</sup>		11	2-6	1-3	0-0	1-1-2	0	0	0	1	0	5
vs. Long Beach State <sup>^</sup>		8	0-5	0-2	2-2	2-1-3	1	0	0	0	0	2
vs. Arizona <sup>^</sup>		5	0-1	0-1	0-0	0-2-2	1	0	0	0	0	0
@Penn State		16	0-3	0-2	2-4	2-4-6	0	0	3	1	2	2
N.C. STATE		2	0-0	0-0	0-0	0-0-0	0	0	0	0	0	0
XAVIER#		7	1-3	1-2	0-0	0-3-3	1	1	1	0	1	3
N.C. A&T		11	3-5	2-4	0-0	0-2-2	0	0	0	0	0	8
@Pittsburgh*		17	4-8	3-6	3-5	0-3-3	0	0	0	1	0	14
FLORIDA STATE*		12	2-4	1-2	0-0	0-1-1	2	0	1	0	0	5
@Duke*		15	1-5	1-3	0-0	0-3-3	0	0	2	0	0	3
VIRGINIA TECH*		7	1-2	0-1	2-2	0-3-3	1	0	0	0	0	4
BOSTON COLLEGE*		28	5-11	2-6	2-2	0-6-6	2	2	1	1	0	14
@Clemson*		21	1-6	1-5	0-0	0-2-2	0	0	1	0	1	3
VIRGINIA*		23	1-5	1-4	0-0	0-2-2	3	1	1	0	1	3
@Notre Dame*		11	2-3	2-2	0-0	0-3-3	1	0	1	1	0	6
CLEMSON*		10	1-4	1-4	0-0	0-2-2	0	0	1	0	1	3
@Louisville*		8	0-1	0-1	0-0	0-1-1	0	0	0	0	1	0
@Syracuse*		10	2-5	2-5	2-2	0-2-2	1	2	3	1	0	8
NORTH CAROLINA*		13	2-4	2-3	3-4	0-1-1	3	0	0	0	0	9
@Miami (FL)*		19	5-7	3-3	0-0	0-3-3	2	0	1	2	0	13
GEORGIA TECH*		21	3-5	2-4	3-4	0-2-2	2	1	0	1	1	11
DUKE*		15	1-2	0-1	0-0	0-2-2	3	1	0	0	2	2
NOTRE DAME*		10	1-2	1-1	0-0	0-1-1	2	0	0	0	0	3
@North Carolina*		15	1-5	1-4	2-2	0-0-0	2	1	1	1	0	5
@N.C. State*		14	1-6	0-2	0-0	0-0-0	1	0	0	0	0	2
vs. Pittsburgh!		4	0-1	0-1	0-0	0-0-0	2	0	2	0	0	0

<sup>^</sup>Wooden Legacy (Anaheim, Calif.)  
<sup>#</sup>Skip Prosser Classic (Winston-Salem, N.C.)  
<sup>!</sup>ACC Championship (Greensboro, N.C.)

Massoud's Career Conference Stats [ACC/Big 12]

YEAR	GP	GS	Min	Avg.	FGM	FGA	Pct.	3FGM	3FGA	Pct.	FTM	FTA	Pct.	Off	Def	Tot	Avg.	PF	Ast	TO	Blk	Stl	Pts	Avg.
2019-20 (Fr.)	20	0	276	13.8	34	85	.400	23	57	.404	17	21	.810	1	38	39	2.0	26	8	15	9	7	108	5.4
2020-21 (So.)	18	5	399	22.2	48	140	.343	29	86	.337	24	34	.706	14	49	63	3.5	35	9	27	1	6	149	8.3
2021-22 (So.)	18	6	403	22.4	37	107	.346	18	61	.295	19	23	.826	10	23	33	1.8	36	4	13	5	13	111	6.2
<b>Totals</b>	<b>56</b>	<b>11</b>	<b>1078</b>	<b>19.3</b>	<b>119</b>	<b>332</b>	<b>.358</b>	<b>70</b>	<b>204</b>	<b>.343</b>	<b>60</b>	<b>78</b>	<b>.7269</b>	<b>25</b>	<b>110</b>	<b>135</b>	<b>2.4</b>	<b>97</b>	<b>21</b>	<b>55</b>	<b>15</b>	<b>26</b>	<b>368</b>	<b>6.6</b>





@jrealthegoat / jrealthegoat

# 20 Jerrell Colbert

6-10 / 235 / So.-TR / Center  
Houston, Texas (Houston [Tenn.]/LSU)

*JC #20*

**Career**

⇒ Full bio at [kstatesports.com/JerrellColbert](http://kstatesports.com/JerrellColbert)

- Transferred to K-State for the 2022-23 season with 3 seasons of eligibility left after playing at LSU (2021-22).
- Was the first-ever signee for new head coach **Jerome Tang**... Was previously recruited out of high school by both Tang (Baylor) and associate head coach **Ulric Maligi** (Texas Tech).
- Saw action in 4 games as a true freshman at LSU in 2021-22... All 4 games came in the first 10 games... Helped the Tigers win 22 games, including 9 in SEC play, and a trip to the NCAA Tournament, under head coach **Will Wade**.
- Played for 17-year NBA veteran **Mike Miller** at Houston High School in Germantown, Tenn., as a senior in 2019-20... Helped the Mustangs to their first-ever state championship.
- Participated in the 2019 USA Basketball Men's Junior National Team minicamp.

**As A Freshman at LSU (2021-22)**

- Played in 4 games (all coming in the first 10 games) for an LSU team that posted a 22-12 record, including a 9-9 mark in SEC play, and advanced to the NCAA Tournament in 2021-22.
- Logged 27 minutes, averaging 6.6 per game... Played a season-high 9 minutes in the opener vs. ULM (11/9/21).
- Averaged 0.5 points on 25 percent shooting (1-of-4) with 1.3 rebounds, 0.5 assists and 0.5 steals per game.
- Scored in one game, posting 2 points on 1-of-2 field goals in his first college game vs. ULM (11/9/21) while also grabbing 2 rebounds and a block in 9 minutes.
- Grabbed 2 rebounds vs. Northwestern State (12/14/21) to go with a steal and a block.
- Coached by **Will Wade**.

**High School**

- Rated as a consensus Top 150 prospect out of Houston High School in Germantown, Tenn., where he played his senior season in 2020-21... Also ranked as 4-star recruit by *Rivals*... Rated as the No. 134 national prospect by *247Sports*, along with the 20th-best center and the third-best player in the state of Tennessee.
- Helped lead Houston High School to their first-ever Class 3A State Championship in 2020-21 while playing for former NBA player **Mike Miller**... The team won their last 14 games of the season en route to a 23-3 record... Played alongside **Johnathan Lawson** (Oregon), **Mason Miller** (Creighton) and **T.J. Madlock** (Alabama State).
- Averaged 9.4 points per game as a senior in 2020-21 where he played behind three double-digit scorers in Miller (18.7 ppg.), Lawson (16.6 ppg.) and Madlock (16.1 ppg.).
- Scored 14 points and had 7 rebounds in the 62-43 win over Can Ridge in the 2021 Class 3A State Championship game... Also added 3 assists, 2 blocks and a steal in 28 minutes... Averaged 7.7 points, 6.7 rebounds and 2.3 blocks in 22.7 minutes per game in the 3-game state tournament.
- Earned Second Team All-Metro honors from the *Memphis Commercial Appeal* as a senior in 2020-21... Ranked No. 3 on the *Memphis Commercial Appeal* Elite Eight.
- Was invited to the Pangos All-American Festival in Phoenix in November 2020, where he played on a South Team that won the tournament behind event MVP **Jabari Smith** (Auburn)... Team also included **K.J. Adams** (Kansas), **J.D. Davison** (Alabama) and **TyTy Washington** (Kentucky) among others... Averaged 10 points and 10 rebounds in the 2-game tournament, including a team-high 12 rebounds and 6 points in the championship game vs. the West Team, which included future No. 1 NBA draft pick **Paolo Banchero** (Duke).
- Transferred to Houston from Cornerstone Christian Academy in San Antonio, where he played his junior season in 2019-20... Averaged 12 points and 11 rebounds per game.
- Named the top overall performer at the ARS/Rescue Rooter National HoopFest in Tampa after collecting 21 points, 18 rebounds and 6 blocks in Cornerstone's win over St. Pete (Fla.) in late January 2020.
- Also attended Rayburn and Wagner High Schools in Pasadena, Texas... Averaged 8.8 points, 9.3 rebounds, 5.2 blocks and 1.4 steals in 20 games for Rayburn as a freshman in 2017-18.
- Coached by former NBA player **Mike Miller** (Houston) and **Casey Barksdale** (Cornerstone Christian).

**Personal**

- **Jerrell Mich Colbert** was born August 27, 2002, in Lake Jackson, Texas... Parents are **Michael** and **Bernice Colbert**... Has an older brother, **Terrell**.
- Grew to 6-feet by the sixth grade and was 6-foot-7 by his freshman year of high school.
- Dunked for the first time in the seventh grade while playing against freshmen.
- Held 17 high-major offers out of high school, including Arkansas, Baylor, Houston, LSU, TCU, Texas and Texas A&M.
- Has been recruited by Tang since he was in the eighth grade.
- Major is communication studies.

**Honors**

- *Memphis Commercial Appeal* Second Team All-Metro (2020-21)



**Miscellaneous**

	2021-22	Career
10+ Points:	—	—
15+ Points:	—	—
20+ Points:	—	—
30+ Points:	—	—
3+ 3FGM:	—	—
5+ Rebounds:	—	—
10+ Rebounds:	—	—
2+ Steals:	—	—
2+ Blocks:	—	—
Double-Doubles:	—	—
Played 30+ Minutes:	—	—

**Career Highs**

Points	2, vs. ULM (11/9/21)
Field Goals	1, vs. ULM (11/9/21)
FG Attempts	2, twice
3-Point FGs	0
3FG Attempts	1, vs. Northwestern State (12/14/21)
FT Made	0
FT Attempts	0
Rebounds	2, twice
Assists	1, twice
Blocks	1, 3 times
Steals	1, twice
Minutes	9, vs. ULM (11/9/21)

**2021-22 Game-by-Game Stats | Freshman (at LSU)**

Opponent	GS	MIN	FG-A	3FG-A	FT-A	O-D-T	PF	A	TO	Blk	Stl	Pts
ULM	9	1-2	0-0	0-0	0-2-2	3	1	0	1	0	2	2
TEXAS STATE	9	0-0	0-0	0-0	1-0-1	2	0	1	1	1	1	0
LIBERTY	4	0-0	0-0	0-0	0-0-0	0	1	0	0	0	0	0
McNEESE	5	0-2	0-0	0-1	1-1-2	0	0	0	1	1	1	0
BELMONT	DNP											
vs. Penn State+	DNP											
vs. Wake Forest+	DNP											
OHIO	DNP											
vs. Georgia Tech#	DNP											
NORTHWESTERN STATE	DNP											
vs. Louisiana Tech!	DNP											
LIPSCOMB	DNP											
@Auburn*	DNP											
KENTUCKY*	DNP											
TENNESSEE*	DNP											
@Florida*	DNP											
ARKANSAS*	DNP											
@Alabama*	DNP											
@Tennessee*	DNP											
TEXAS A&M*	DNP											
@TCU\$	DNP											
OLE MISS*	DNP											
@Vanderbilt*	DNP											
@Texas A&M*	DNP											
MISSISSIPPI STATE*	DNP											
GEORGIA*	DNP											
@South Carolina*	DNP											
@Kentucky*	DNP											
MISSOURI*	DNP											
@Arkansas*	DNP											
ALABAMA*	DNP											
vs. Missouri^	DNP											
vs. Arkansas^	DNP											
vs. Iowa State%	DNP											

+Emerald Coast Classic (Niceville, Fla.)  
#Holiday Hoopsgiving (Atlanta, Ga.)  
!Played at Bossier City, La.  
\$Big 12/SEC Challenge (Fort Worth, Texas)  
^SEC Tournament (Tampa, Fla.)  
%NCAA Tournament (Milwaukee, Wis.)  
\*SEC Game

**Colbert Career/Conference Stats [LSU/SEC]**

YEAR	GP	GS	Min	Avg.	FGM	FGA	Pct.	3FGM	3FGA	Pct.	FTM	FTA	Pct.	Off	Def	Tot	Avg.	PF	Ast	TO	Blk	Stl	Pts	Avg.
2021-22 (Fr.)	4	0	26	6.6	1	4	.250	0	1	.000	0	0	.000	2	3	5	1.3	5	2	1	3	2	2	0.5
<b>Totals</b>	<b>4</b>	<b>0</b>	<b>26</b>	<b>6.6</b>	<b>1</b>	<b>4</b>	<b>.250</b>	<b>0</b>	<b>1</b>	<b>.000</b>	<b>0</b>	<b>0</b>	<b>.000</b>	<b>2</b>	<b>3</b>	<b>5</b>	<b>1.3</b>	<b>5</b>	<b>2</b>	<b>1</b>	<b>3</b>	<b>2</b>	<b>2</b>	<b>0.5</b>
YEAR	GP	GS	Min	Avg.	FGM	FGA	Pct.	3FGM	3FGA	Pct.	FTM	FTA	Pct.	Off	Def	Tot	Avg.	PF	Ast	TO	Blk	Stl	Pts	Avg.
2021-22 (Fr.)	—	—	—	—	—	—	—	—	—	—	—	—	—	—	—	—	—	—	—	—	—	—	—	—
<b>Totals</b>	<b>—</b>	<b>—</b>	<b>—</b>	<b>—</b>	<b>—</b>	<b>—</b>	<b>—</b>	<b>—</b>	<b>—</b>	<b>—</b>	<b>—</b>	<b>—</b>	<b>—</b>	<b>—</b>	<b>—</b>	<b>—</b>	<b>—</b>	<b>—</b>	<b>—</b>	<b>—</b>	<b>—</b>	<b>—</b>	<b>—</b>	<b>—</b>





# 12 Anthony Thomas

6-7 / 190 / So.-TR / Guard  
Washington, D.C. (Olympus Prep/UT-Martin/Tallahassee CC)

*A. Thomas #12*

[@\\_antdiner0](#) / [antdiner0\\_](#)

### Career

⇒ Full bio at [kstatesports.com/AnthonyThomas](http://kstatesports.com/AnthonyThomas)

- Transferred to K-State for the 2022-23 season with 3 seasons of eligibility remaining after 1 season at Tallahassee Community College (2021-22) in Tallahassee, Fla., and 1 season at UT-Martin (2020-21) in Martin, Tenn.
- Helped Tallahassee to a 21-10 record, including a 6-6 mark in one of the nation's top junior college leagues – the Panhandle Conference – and an at-large berth to the NJCAA Regional 8 Tournament... Among the 21 wins was a 71-67 victory on Feb. 12, 2022, over the eventual NJCAA National Champion – Northwest Florida State.
- Ranked second on the team in scoring (11.0 ppg.), while he was third in field goals (96), 3-point field goals (27) and rebounding (4.6 rpg.)... Scored in double figures in 15 games, twice scoring 25 points.
- Three times played against future teammate and JUCO All-American **Nae'Qwan Tomlin** while playing at Tallahassee, including a 56-45 win at home over Chipola on Feb. 5, 2022.
- Began his college career in 2020-21 at UT-Martin, where he saw action in 22 of 24 games with 4 starts as a true freshman during an unprecedented season for the Skyhawks... In addition to navigating the pandemic, Thomas and his teammates tragically lost their head coach **Anthony Stewart** right before the season on Nov. 15, 2020.
- Was one of the school's last signees, arriving just a few days after school started in late August.

### As A Sophomore at Tallahassee Community College (2021-22)

- Saw action in 25 games with 16 starts in 2021-22, helping Tallahassee win 21 games.
- Averaged 11.0 points on 42.3 percent (96-of-227) shooting, including 34.6 percent (27-of-78) from 3-point range, to go with 4.6 rebounds, 1.2 assists and 1.2 steals per game... Connected on 55.3 percent (57-of-103) from the free throw line... Was second in scoring (11.0 ppg.), third in 3-point field goals (27) and rebounding (4.6 rpg.).
- Scored in double figures in 15 games, including 8 games of 15 or more points and 3 20-point outings... Scored a season and career-high 25 points twice, including against conference foe Pensacola State (2/16/22) on 6-of-11 field goals and 11-of-14 free throws... Also had 25 points vs. Florida Coastal Prep (11/15/21) on 10-of-16 shooting.
- Coached by **Rick Cabrera**.

### As A Freshman at UT-Martin (2020-21)

- Saw action in 22 of 24 games with 4 starts as a true freshman at Tennessee-Martin during the abbreviated 2020-21 season... The Skyhawks posted an 8-16 overall record, including a 6-14 mark in Ohio Valley Conference play.
- The team tragically lost their head coach **Anthony Stewart** right before the season started on Nov. 15, 2020.
- Became the first Skyhawk freshman to start an opener since 2013, playing 25 minutes vs. Evansville (12/2/20).
- Averaged 9.0 points on 37.7 percent (75-of-199) shooting, including 30.7 percent (23-of-75) from 3-point range, to go with 2.8 rebounds in 24.0 minutes per game... Connected on 75.8 percent (25-of-33) from the free throw line.
- Emerged as the team's top freshman, ranking second in 3-point field goals made (23) and fourth in scoring (9.0 ppg.)... Hit on 87.5 percent of his free throws over his final 18 games of the season... Led in scoring on 4 occasions.
- Scored in double figures in 7 games, going for 15 or more on 6 of those occasions, including two 20-point games... Posted a season-high 24 points vs. SIUE (1/30/21), connecting on 9-of-14 from the field.
- Became the first Skyhawk freshman to score at least 20 points vs. an OVC opponent since 2012 when he went for team-high 21 points at Belmont (1/9/21) to go along with a season-best 6 rebounds and 2 steals in 22 minutes.
- Saw action in 18 of 20 Ohio Valley Conference games, including 3 starts... Averaged 9.0 points on 37.9 percent (61-of-161) shooting, including 28.1 percent (16-of-57) from 3-point range, with 2.9 rebounds in 23.7 minutes per game... Connected on 80 percent (24-of-30) from the line.
- Scored in double figures 6 times in OVC play, including a pair of 20-point outings.
- Coached by **Montez Robinson**.

### High School

- Rated as a 3-star prospect by 247Sports out of Olympus Prep Academy in Williamstown, N.J. ... Ranking among the top-50 players at his position for the Class of 2020.
- Earned *NJHoops.com* All-State honors for the Independent/Prep class as a senior at Olympus Prep Academy.
- Spent his junior season at The Patrick School in Hillside, N.J.
- Attended Springbrook High School in Silver Spring, Md., as a high school underclassman.

### Personal

- **Anthony Demario Thomas** was born Jan. 4, 2001, in Washington, D.C. ... Parents are **Anthony Thomas** and **Andrea Rogers**... Has a brother, **Demarco Rogers**.
- Majoring in Nutrition and Health.

### Thomas Career/Conference Stats [UT-Martin/OVC]

YEAR	GP	GS	Min	Avg.	FGM	FGA	Pct.	3FGM	3FGA	Pct.	FTM	FTA	Pct.	Off	Def	Tot	Avg.	PF	Ast	TO	Blk	Stl	Pts	Avg.
2020-21 (Fr.)	22	4	529	24.0	75	199	.377	23	75	.307	25	33	.758	19	42	61	2.8	41	15	33	7	15	198	9.0
<b>Totals</b>	<b>22</b>	<b>4</b>	<b>529</b>	<b>24.0</b>	<b>75</b>	<b>199</b>	<b>.377</b>	<b>23</b>	<b>75</b>	<b>.307</b>	<b>25</b>	<b>33</b>	<b>.758</b>	<b>19</b>	<b>42</b>	<b>61</b>	<b>2.8</b>	<b>41</b>	<b>15</b>	<b>33</b>	<b>7</b>	<b>15</b>	<b>198</b>	<b>9.0</b>
YEAR	GP	GS	Min	Avg.	FGM	FGA	Pct.	3FGM	3FGA	Pct.	FTM	FTA	Pct.	Off	Def	Tot	Avg.	PF	Ast	TO	Blk	Stl	Pts	Avg.
2020-21 (Fr.)	18	3	426	23.7	61	161	.379	16	57	.281	24	30	.800	17	36	53	2.9	30	13	27	5	12	162	9.0
<b>Totals</b>	<b>18</b>	<b>3</b>	<b>426</b>	<b>23.7</b>	<b>61</b>	<b>161</b>	<b>.379</b>	<b>16</b>	<b>57</b>	<b>.281</b>	<b>24</b>	<b>30</b>	<b>.800</b>	<b>17</b>	<b>36</b>	<b>53</b>	<b>2.9</b>	<b>30</b>	<b>13</b>	<b>27</b>	<b>5</b>	<b>12</b>	<b>162</b>	<b>9.0</b>

### Honors

- Fall 2020 Athletic Director's Honor Roll (UT-Martin)



### Career Highs

Points	24, vs. SIUE (1/30/21)
Field Goals	9, vs. SIUE (1/30/21)
FG Attempts	16, twice
3-Point FGs	3, 5 times
3FG Attempts	7, vs. Bethel (12/15/20)
FT Made	4, twice
FT Attempts	6, vs. SE Missouri State (12/15/20)
Rebounds	6, twice
Assists	2, vs. Eastern Kentucky (2/18/21)
Blocks	2, 3 times
Steals	3, vs. Murray State (1/16/21)
Minutes	35, vs. SE Missouri State (12/15/20)

### Miscellaneous

	2020-21	Career
10+ Points:	7	7
15+ Points:	6	6
20+ Points:	2	2
30+ Points:	—	—
3+ 3FGM:	5	5
5+ Rebounds:	4	4
5+ Assists:	—	—
2+ Steals:	5	5
2+ Blocks:	3	3
Double-Doubles:	—	—
Played 30+ Minutes:	2	2

### 2020-21 Game-by-Game Stats | Freshman (at UTM)

Opponent	GS	MIN	FG-A	3FG-A	FT-A	O-D-T	PF	A	TO	Blk	Stl	Pts
EVANSVILLE	*	25	1-6	0-1	0-0	0-2-2	4	1	2	0	0	2
BETHEL		28	7-15	3-7	0-1	1-2-3	3	1	3	2	2	17
@SE Missouri State		35	3-11	0-4	3-6	2-2-4	2	1	0	0	0	9
WESTERN ILLINOIS		25	3-9	3-6	1-2	0-1-1	4	0	0	0	1	10
@Ole Miss		25	3-8	1-4	0-0	1-1-2	0	0	1	0	0	7
@Jacksonville State		18	6-10	3-6	0-0	2-2-4	1	1	1	0	0	15
BELMONT*		27	0-7	0-3	3-4	1-2-3	1	0	2	0	0	3
@Tennessee State*		24	2-7	0-3	0-0	0-0-0	1	1	2	0	1	4
@Belmont*		22	7-16	3-6	4-4	3-3-6	1	0	2	0	2	21
MURRAY STATE*		23	2-6	0-2	0-0	0-1-1	1	1	2	0	3	4
@Eastern Kentucky*		25	6-12	0-2	4-4	1-2-3	3	1	3	0	0	16
@Morehead State*		25	3-10	1-5	0-0	1-1-2	2	1	2	0	1	7
SE MISSOURI STATE*	*	28	3-10	1-3	1-2	0-2-2	3	1	1	0	2	8
EASTERN ILLINOIS*	*	26	2-6	1-2	0-0	1-2-3	2	1	0	0	0	5
SIUE*	*	26	9-14	3-5	3-3	0-1-1	3	0	1	2	0	24
AUSTIN PEAY*		13	2-4	0-0	2-2	1-1-2	0	1	1	1	0	6
@Austin Peay*		16	2-3	0-0	1-1	0-2-2	1	0	1	0	0	5
@Murray State*		20	1-7	0-3	0-0	0-2-2	3	1	1	0	0	2
EASTERN KENTUCKY*		33	6-16	2-6	2-2	2-3-5	2	2	1	2	0	16
MOREHEAD STATE*		21	3-9	1-3	0-0	0-2-2	0	0	2	0	0	7
@SIUE*		21	2-6	0-1	1-2	2-4-6	3	0	2	0	1	5
@Eastern Illinois*		23	2-7	1-3	0-0	1-4-5	1	1	3	0	2	5

\*OVC Game





@Nae\_Ratty / nae\_ratty

# 35 Nae'Qwan Tomlin

6-10 / 210 / Jr.-TR / Forward  
Harlem, N.Y. (Urban Assembly School/Chipola [Fla.] College)

Pronounced NAY-KUAN

⇒ Full bio at [kstatesports.com/Nae'QwanTomlin](http://kstatesports.com/Nae'QwanTomlin)

## Career

- Transferred to K-State for the 2022-23 season with 2 seasons of eligibility remaining after 2 seasons at Chipola College (2020-22) in Marianna, Florida and 1 season at Monroe Community College (2019-20) in Rochester, N.Y.
- Helped Chipola to a 53-11 (.828) record in his two seasons, including back-to-back trips to the semifinals of the NJCAA National Tournament and consecutive Panhandle Conference and NJCAA Regional 8 Tournament titles.
- Saw action in 54 games at Chipola with 39 starts over the last 2 seasons, averaging 12.5 points and 5.3 rebounds per game while connecting on 53.1 percent from the field... Also collected 5 double-doubles and 5 20-point games.
- Scored more than 1,000 points (1,011) in his community college career at Monroe and Chipola on 54.2 percent (410-of-756) shooting... Averaged double figures on better than 50 percent shooting from the field in each of his three seasons, while totaling 508 rebounds (6.4 rpg.) and 123 blocked shots (1.6 bpg.) in 79 career games with 52 starts... Connected on 62.3 percent (349-of-560) of his field goals inside the 3-point line.
- Had 9 20-point games in his community college career, including a career-best 29 vs. CCBC Dundalk (12/14/19).
- Registered 13 double-doubles (points/rebounds) during his community college career with 8 coming as a redshirt freshman in 2019-20 at Monroe.
- Connected on 54.2 percent (410-of-756) of his field goals at the community college ranks, including 50 percent or better in each of his 3 seasons... Hit on 56.6 percent (141-of-249) as a redshirt freshman in 2019-20 at Monroe.
- Rated as the No. 7 prospect on the 2022 *JuCoRecruiting.com* Top 100, while was considered among the top-5 JUCO forwards in the country by *JUCO Weekly*.

## As A Junior at Chipola College (2021-22)

- Saw action in 30 games with 23 starts in 2021-22... Helped Chipola to a 30-6 record and a trip to the semifinals of the NJCAA National Tournament in Hutchinson, Kan., where they lost to eventual national runner-up Salt Lake Community College, 70-68.
- Selected to NJCAA Honorable Mention All-America Team... Also named to the FCSAA All-State and NJCAA All-Region 8 squads as well as the First Team All-Panhandle Conference.
- Earned MVP honors at the NJCAA Region 8 Tournament after scoring 18 points in a win over eventual national champion Northwest Florida State College (3/4/22).
- Averaged a team-leading 13.8 points on 52.4 percent (163-of-311) shooting, including 63.8 percent (139-of-218) from inside the 3-point arc, to go with 5.9 rebounds, 1.4 assists, 1.2 steals and 1.1 blocks per game... Connected on 70.8 percent (63-of-89) from the free throw line.
- Led the team in scoring (13.8 ppg.) and minutes, while was second in rebounding (5.9 rpg.) and blocks (1.1 bpg.).
- Scored in double figures in 26 games, including 4 20-point games... Scored a season-high 22 points twice, first vs. Pensacola State (1/8/22) and lastly at Gulf Coast State (2/16/22).
- Collected 4 double-doubles (points/rebounds), including 18-point, 11-rebound effort in a win over Hutchinson Community College (3/16/22) at the NJCAA National Tournament.
- Coached by **Donnie Tyndall**.

## As A Sophomore at Chipola College (2020-21)

- Saw action in 24 games with 16 starts in 2020-21... Helped Chipola to a 23-5 record and a trip to the semifinals of the NJCAA National Tournament in Hutchinson, Kan., where they lost to eventual national champion Coffeyville Community College, 66-63.
- Named to the NJCAA Region 8 All-Tournament Team and First Team All-Panhandle Conference.
- Averaged 11.0 points on 54.1 percent (106-of-196) shooting, including 37.5 percent (18-of-48) from the 3-point arc, to go with 4.6 rebounds in 23.5 minutes per game... Connected on 64.8 percent (35-of-54) from the line.
- Ranked second on the team in rebounding (4.6 rpg.) and third in scoring (11 ppg.).
- Scored in double figures in 15 games... Scored a season-high 23 points at Tallahassee Community College (3/9/21) on 8-of-11 field goals and 6-of-6 free throws.
- Posted a double-double (points/rebounds) with 14 points and 12 rebounds vs. Indian River State (4/10/21).
- Coached by **Donnie Tyndall**.

## Honors

- 2022 NJCAA Honorable Mention All-American
- 2022 NJCAA Region 8 Tournament Most Valuable Player
- 2022 FCSAA All-State and NJCAA All-Region 8
- 2021, 2022 NJCAA Region 8 All-Tournament Team
- 2021, 2022 First Team All-Panhandle Conference

## Career Highs

Points	29, vs. CCBC Dundalk (12/14/19)
Field Goals	13, vs. CCBC Dundalk (12/14/19)
FG Attempts	20, vs. CCBC Dundalk (12/14/19)
3-Point FGs	4, twice
3FG Attempts	7, at E. Florida State (11/12/21)
FT Made	6, multiple times
FT Attempts	7, multiple times
Rebounds	17, vs. Genesee CC (2/8/20)
Assists	5, 3 times
Blocks	7, at Union County CC (11/23/19)
Steals	5, at Gulf Coast State (1/17/22)
Minutes	37, at Eastern Florida State (11/12/21)



## As A Redshirt Freshman at Monroe College (2019-20)

- Saw action in 25 games with 13 starts in 2019-20... Helped Monroe to a 13-15 record.
- Averaged 13.3 points on 56.6 percent (141-of-249) shooting, including 34.5 percent (19-of-55) from the 3-point line, with 8.8 rebounds, 3.3 blocks, 1.4 steals and 1.0 steals in 20.9 minutes per game... Connected on 64 percent (32-of-50) from the free throw line.
- Led the team in nearly category, including scoring (13.3 ppg.), rebounding (8.8 rpg.) and blocks (3.3 bpg.).
- Scored in double figures in 18 games, including 4 20-point games... Scored a season-high 29 points vs. CCBC Dundalk (12/14/19) on 13-of-20 field goals.
- Tallied 8 double-doubles (points/rebounds), including 3 20/10 double-doubles... Pulled down a season-high 17 rebounds vs. Genesee (2/8/20) while adding 15 points.
- Totaled 82 blocked shots on the year, including 8 games of at least 5 blocks... Collected a season-high 7 blocks at Union County College (11/23/19).
- Coached by **Jerry Burns**.

## High School

- Prepped at Urban Assembly School but did not play basketball.

## Personal

- **Nae'Qwan Tommy Nicholas Tomlin** was born Dec. 19, 2000, in Harlem, N.Y. ... Son of **Aisha Ishmael** ...
- Has two siblings (**Nyeem** and **Nalyna**).
- Majoring in Social Transformation Studies.

## Tomlin's Community College Career Stats [Monroe/Chipola College]

YEAR	GP	GS	Min	Avg.	FGM	FGA	Pct.	3FGM	3FGA	Pct.	FTM	FTA	Pct.	Off	Def	Tot	Avg.	PF	Ast	TO	Blk	Stl	Pts	Avg.
2019-20 (Rfr.)	25	13	523	20.9	141	249	.566	19	55	.345	32	50	.640	88	133	221	8.8	59	36	40	82	25	333	13.3
2020-21 (So.)	24	16	566	23.6	106	196	.541	18	48	.375	35	54	.648	53	58	111	4.6	45	12	37	9	12	265	11.0
11.02021-22 (Jr.)	30	23	310	10.3	163	311	.524	24	93	.258	63	89	.708	70	106	176	5.9	29	41	56	32	37	413	13.8
<b>Totals</b>	<b>79</b>	<b>52</b>	<b>1399</b>	<b>17.7</b>	<b>410</b>	<b>756</b>	<b>.542</b>	<b>61</b>	<b>196</b>	<b>.311</b>	<b>130</b>	<b>193</b>	<b>.674</b>	<b>211</b>	<b>297</b>	<b>508</b>	<b>6.4</b>	<b>133</b>	<b>89</b>	<b>133</b>	<b>123</b>	<b>74</b>	<b>1011</b>	<b>12.8</b>





@doo4three / doodagoat

# 24 Dorian Finister

6-5 / 190 / Fr.-HS / Guard  
New Orleans, La. (Carver)



#24

Pronounced  
FIN-is-ter

### Career

⇒ Full bio at [kstatesports.com/DorianFinister](http://kstatesports.com/DorianFinister)

- Was the first-ever high school signee for new head coach **Jerome Tang**.
- One of just two high school signees for the Wildcats, along with **Taj Manning**.
- Was part of a highly successful G.W. Carver Collegiate Academy squad in New Orleans, which posted an 88-16 (.846) record and advanced to three consecutive LHSAAA Class 4A Final Fours (2020, 2021, 2022) during his career.
- Led the Rams to a 33-5 record and the Louisiana Class 4A State Championship in 2021-22.
- Scored more than 1,300 career points in his 103-game career at Carver.

### High School

- Was rated as a consensus 3-star prospect by *247Sports* and *Rivals*, including a top-40 combo guard and the No. 3 prospect in the state of Louisiana by *247Sports*.
- Played three seasons (2019-20, 2020-21 and 2021-22) at Carver, where he helped build the Rams into a regional power with three consecutive LHSAAA Class 4A Final Four (2020, 2021, 2022) appearances and a combined 88-16 (.846) record... Helped the team to a 33-5 record and the Louisiana Class 4A State Championship as a senior in 2021-22... Played alongside **Solomon Washington**, the Gatorade Louisiana Player of the Year.
- Scored more than 1,300 points in 103 games in his career... Averaged 12.7 points on 63.4 percent (497-of-784) shooting, including 43.8 percent (60-of-137) from 3-point range, to go with 7.3 rebounds, 4.5 assist, 1.8 steals and 1.5 blocks in his high school career.
- Collected 20 double-doubles (points/rebounds and points/assists) and 3 triple-doubles (points/rebounds/assists) in his prep career.
- Two of his 3 career triple-doubles came in back-to-back games as a junior in 2020-21 with 11 points, 10 boards and 11 assists vs. Ben Franklin (2/13/21) and 19 points, 11 rebounds and 10 assists vs. Warren Easton (2/26/21)... His latest triple-double came in 2021-22 with 16 points, 10 rebounds and 10 assists vs. Ponchatoula (12/10/21).
- Scored 20 or more points in 10 career games, including a career-high 26 points on 9-of-15 field goals and 7-of-9 free throws vs. Landry on Dec. 15, 2020, as a junior... Turned in a season-high 22 points vs. Bossier (1/22/22) as a senior on 9-of-14 field goals and 7-of-10 free throws.
- Saw action in all 38 games for Carver as a senior in 2021-22, averaged 12.3 points on 56.4 percent (180-of-319) shooting, including 65.4 percent (153-of-234) from inside the 3-point arc, with 6.8 rebounds, 3.0 assists, 1.6 steals, 1.3 blocks in 24.1 minutes per game... Connected on 79.4 percent (81-of-102) from the free throw line.
- Finished second on the Rams in nearly every category (points, rebounds, assists, steals and blocks) to **Solomon Washington** as a senior in 2021-22... Scored nearly 500 points (468) on the season... Collected 9 double-doubles and 1 triple-double.

- Posted 14 points, 6 rebounds, 2 assists, 2 steals and 2 blocks in 25 minutes in the 66-31 win over rival McMain in the state championship game.
- Three times was named to the Louisiana Sports Writers Association (LSWA) Class 4A All-State Team, including Second Team honors as a senior in 2021-22... Also selected to *The Times Picayune* and *The Advocate* All-Metro Teams.
- Helped the Rams to a 29-2 record and the Class 4A State Championship Game as a junior in 2020-21... Averaged a team-leading 13.6 points, 7.7 rebounds, 6.6 assists, 1.8 steals and 1.7 blocks per game... Also led the team in assists and blocks.
- Coached by **Nate Roche**.

### Personal

- **Dorian Jerry Finister** was born November 7, 2003, in New Orleans, La. ... Parents are **Delvin Finister** and **Michele Metoyer**... Has a sister (**Dyllan**) and two brothers (**Delvin** and **Dallas**).
- Chose K-State after offers from Houston, Texas A&M, Tulane and UTEP.
- Played on the AAU circuit for LivOn/Fleur De Lis coached by **Randy Livingston**.
- Major is business administration.



@TajManning / taj.manning

# 15 Taj Manning

6-7 / 1220 / Fr.-HS / Forward  
Grandview, Mo. (La Lumiere School [Ind.])



#15

⇒ Full bio at [kstatesports.com/TajManning](http://kstatesports.com/TajManning)

### Career

- Was signed by the previous coaching staff on Nov. 10, 2021.
- One of just two high school signees for the Wildcats, along with **Dorian Finister**.
- Spent the 2021-22 season at the famed La Lumiere School in La Porte, Ind., helping the Lakers to the GEICO National Championships.
- Played locally at Grandview (2018-20) and Bishop Miege High Schools (2020-21) in the Kansas City area, winning a Missouri Class 4 state title with the Bulldogs in 2019 with a 29-2 record and a Kansas Class 4A state title with the Stags in 2021 with a 22-1 record.
- Overall won two state titles and 93 games at La Lumiere, Grandview and Bishop Miege.

### High School

- Was rated as a consensus 3-star prospect by *247Sports* and *Rivals*... Rated among the top 200 prospects nationally (No. 189 by *247Sports*), including the top-40 power forwards (No. 36 by *247Sports*).
- Played his senior season at the La Lumiere School in La Porte, Ind. ... Helped the Lakers to a 21-5 record and a berth at the GEICO National Championships in 2021-22.
- Averaged 8.9 points and 5.3 rebounds per game as a senior... Posted a near double-double vs. IMG Academy (3/31/22) at GEICO Nationals with 14 points to go with a team-tying 9 rebounds and 3 blocks in 21 minutes.
- Spent the 2020-21 season at Bishop Miege High School in suburban Kansas City, where he helped the Stags to a 22-1 record and their sixth Class 4A State Championship, alongside current Duke freshman **Mark Mitchell**... The team dominated their competition, losing just one game (a 68-55 setback to Class 6A Blue Valley Northwest) all season and defeating their opponents by an average of 30.4 points... Won their 5 playoff games by an average of 42.6 points, including a 94-40 win over Louisburg in the title game.
- Named to the Kansas Basketball Coaches Association Class 4A First Team All-State Team... Also selected First Team All-Eastern Kansas League.
- Averaged 15.1 points on 63 percent (131-of-208) shooting with 7.1 rebounds, 1.7 assists, 1.8 blocks and 1.1 steals per game in 2020-21... Also connected 84.9 percent (79-of-93) from the free throw line... Led the team in rebounding and blocks and was second in scoring.
- Scored in double figures in 19 of 23 games played, including six games of 20 or more points... Posted a season-high 29 points vs. St. Michael (2/10/21) on 11-of-17 field goals and 7-of-7 free throws to go along with 12 rebounds... Also had 25 points twice, first vs. Blue Valley West (2/5/21) on 10-of-13 field goals and vs. St. Thomas Aquinas (2/19/21) on 9-of-14 field goals.
- Collected 9 double-doubles, including 4 20-10 point/rebound efforts... One of those double-doubles came in the state championship game with his 20-point, 10-rebound effort vs. Louisburg (3/13/21).
- Played two seasons (2018-20) at Grandview High School in his hometown of Grandview, Mo., where he led the Bulldogs to a combined 50 wins those two seasons, including a 29-win campaign and the Missouri Class 4 State Championship in 2018-19.
- Paced Grandview in scoring (16.1 ppg.), rebounding (6.9 rpg.) and blocks (1.9 bpg.) in 2019-20, while connecting on 50.1 percent (172-of-343) from the field and 64.2 percent (79-of-123) from the free throw line.
- Averaged 10 points, 5.7 rebounds, 1.9 blocks and 1.3 assists per game for Grandview in 2018-19, in which, the Bulldogs won the Missouri Class 4 State Championship.
- Coached by **Pat Holmes** (La Lumiere), **Rick Zych** (Bishop Miege) and **Reggie Morris** (Grandview).

### Personal

- **Taj Amir Manning** was born November 20, 2003, in Kansas City, Mo. ... Parents are **Lorenzo Manning** and **Jacquelyn Anderson**... Has three siblings (**Nia**, **Kai**, and **Tre**).
- Chose K-State after offers from Creighton, East Carolina, Missouri State, New Mexico State, Tulsa and Wake Forest.
- Major is agricultural technology management.







[@\\_peytonackerman](#) / [2ezpeyton](#)

# 43 Peyton Ackerman

5-10 / 150 / Fr.-HS / Guard  
Oklahoma City, Okla. (Epic Charter School)

*Peyton* #43

## Career

⇒ Full bio at [kstatesports.com/Peyton Ackerman](https://kstatesports.com/Peyton-Ackerman)

- Opted to walk-on at K-State for the 2022-23 season after playing Epic Charter School.
- One of just three true freshmen for the Wildcats, along with **Dorian Finister** and **Taj Manning**.

## High School

- Played at Epic Charter School in Oklahoma City, Okla., helping the squad to a 39-15 record as a senior in 2021-22.
- Saw action in 18 games... Averaged 6.3 points on 47 percent (41-of-88) shooting, including 64 percent (28-of-44) from inside the 3-point line, with 0.9 rebounds, 0.6 assists and 1.0 steals per game... Connected on 83 percent (19-of-23) from the free throw line.
- Coached by **Vin Bhanvani**.

## Personal

- **Peyton Matthew Ackerman** was born Nov. 8, 2002, in Oklahoma City, Okla. ... Parents are **Tommy** and **Kathy Ackerman**... His father, **Thomas**, is a police officer... Has a sister, **Autumn**.
- Major is communications studies.





# Wildcats™

2022-23 MEN'S BASKETBALL

## REVIEW

2021-22 Season Recap //	58
2021-22 Results //	59
2021-22 Game-by-Game Totals //	60
2021-22 Statistics //	61
2021-22 Departed Players //	62-63
2021-22 Specialty Stats //	64
2021-22 Superlatives //	65
2021-22 Miscellaneous Stats //	66
2021-22 Boxscores //	67-77
2021-22 Big 12 Review //	78





# FALLING SHORT

On the cusp of the postseason, K-State loses its last six games to finish under .500 for third straight season

Kansas State ended the 2021-22 season with a 14-17 overall record, including a ninth-place finish with a 6-12 mark. The Wildcats put themselves in a position for a postseason berth by winning four games in a 5-game stretch in mid-February, including against NCAA Tournament teams Iowa State and TCU, however, they could not sustain the momentum, losing their last six games (with five coming by 7 points or less) to end the **Bruce Weber** era.

## The End of the Bruce Weber Era

■ The 2021-22 season marked the end of **Bruce Weber**'s tenure as head coach at K-State, as he resigned on March 10. Weber amassed a 184-147 overall record, including an 82-98 mark in Big 12 play, in his 10 seasons with 5 trips to the NCAA Tournament (2013, 2014, 2017, 2018, 2019) and a share of the Big 12 regular season title in both 2013 and 2019. His 2018 team made the school's first trip to the Elite Eight in eight years.

■ Weber's 184 wins are the third-most by a head coach in school history, trailing Hall of Famers **Jack Hartman** and **Fred "Tex" Winter**. He is the fourth coach (Hartman, Winter and **Frank Martin**) to take the school to at least five NCAA Tournaments in a tenure. He was named the 2013 Big 12 Coach of the Year after guiding the Wildcats to a 27-8 overall record and their first-ever Big 12 regular-season championship.

## Pack Leads Three Wildcats on All-Big 12 Teams

■ Sophomore **Nijel Pack** was among three Wildcats to earn recognition by the Big 12 coaches for their stellar play, as he was selected as the league's Most Improved Player as well as All-Big 12 First Team. He was the **first Wildcat to be named the league's Most Improved Player**, while he was the just the sixth in the Big 12 era to earn First Team honors. Pack ranked in the Big 12's top-10 in six categories, including first in 3-point field goals made (3.28) and 3-point field goals percentage (43.6), third in scoring (17.4 ppg.) and fourth in field goal percentage (45.5).

■ Pack was joined on the awards list by fifth-year senior **Mark Smith**, who was named to the All-Big 12 Third Team and All-Newcomer Team, and junior **Markquis Nowell**, who was named All-Big 12 honorable mention and to the All-Defensive Team. Smith became the **shortest player EVER to lead a power conference** in rebounding (8.4 rpg.), while he was second in double-doubles (8) and 11th in scoring (12.7 ppg.). The Big 12's steals leader, Nowell was one of just two Big 12 players (along with Baylor's **James Akinjo**) to rank in the top-15 in scoring (12th/12.4 ppg.) and top-5 in assists (2nd/5.0 apg.), steals (1st/2.2 spg.) and assist/turnover ratio (2nd/1.97).

## Health Again Plays a Factor

■ Like the plot from the movie *Groundhog Day*, as K-State once again had to deal with a mixture of injuries, COVID-19 protocols and inexperience in 2021-22. A year after playing with similar issues, the Wildcats saw 12 of the 16 players combine to miss 107 games.

■ Senior **Mark Smith** was the only player to start every game, as injuries and health and safety protocols forced Weber to use 12 different starting lineups. Only one other Wildcat - sophomore **Ismael Massoud** - saw action in all 31 games. Of the 10 available scholarship players (sophomore **Seryee Lewis** and freshman **Maximus Edwards** missed the entire season due to injuries), there were just eight games of which all were healthy and active.

■ Head coach **Bruce Weber** himself missed 11 days of practice, including games against Texas and West Virginia in early January, due to COVID-19 health and safety protocols.

## 2021-22 at a Glance

- **Overall Record:** 14-17 [6-12 Big 12/9th]
- **Home Record:** 9-7 [9-7 in Bramlage Coliseum/3-6 in Big 12]
- **Road Record:** 5-7 [3-6 in Big 12]
- **Neutral Site Record:** 0-3
- **Phillips 66 Big 12 Championship [No. 9 seed]:** Lost to No. 10 seed West Virginia, 73-67, first round; at the T-Mobile Center in Kansas City, Mo.
- **Individual Honors:** **Nijel Pack** [All-Big 12 First Team (coaches and AP); Big 12 Most Improved Player (coaches); NABC First Team All-District 8; USBWA All-District VI; Big 12 Player of the Week (1/24/22 & 2/7/22)], **Mark Smith** [All-Big 12 Third Team (coaches); Big 12 All-Newcomer Team (coaches); Big 12 Newcomer of the Week (1/3/22)], **Markquis Nowell** [All-Big 12 Honorable Mention (coaches); Big 12 All-Defensive Team].

## Success from 3 / Limiting Turnovers

■ K-State set school single-season records for 3-point field goals made (261) and attempted (754), while five Wildcats hit at least 30 made 3-pointers led by **Nijel Pack**'s 95, which are the third-most by an individual. The team led the Big 12 in 3-point field goals made/game (8.42) and were third in 3-point field goal percentage (34.6).

■ In addition to their success from beyond the arc, the Wildcats recorded the fewest turnovers (356) in the Big 12 en route to setting school single-season mark which had stood since the 1983-84 season.



**Overall Record: 14-17** (Home: 9-7, Away: 5-7, Neutral: 0-3)

**Big 12 Record: 6-12** (Home: 3-6, Away: 3-6)

Date	Rk	Opponent	Result	Streak	Record [Big 12]	High Scorer	High Rebounds	High Assists	High Steals	High Blocks	Attend.
Nov. 4	—/—	PITTSBURG STATE	W 78-59	—	—	18 - Miguel	13 - Smith	5 - Smith	2 - Miguel/Nowell/Smith	2 - Landers	5,180
Nov. 10	—/—	FLORIDA A&M	W 67-57	Won 1	1-0	18 - Pack	7 - Miguel	6 - Nowell	2 - McGuirl/Pack	—	5,296
Nov. 17	—/—	OMAHA	W 79-64	Won 2	2-0	15 - Massoud/Pack	8 - Smith	6 - Miguel	2 - Nowell	2 - Ezeagu/Massoud	5,259
Nov. 22	—/—	vs. 13/12 Arkansas	L 64-72	Lost 1	2-1	14 - Miguel/Pack	9 - Miguel	4 - McGuirl	2 - 3 players	1 - 3 players	9,409
Nov. 23	—/—	vs. 14/15 Illinois	L 64-72	Lost 2	2-2	19 - Nowell	6 - Nowell	4 - Miguel	2 - 4 players	1 - Ezeagu	7,255
Nov. 28	—/—	NORTH DAKOTA	W 84-42	Won 1	3-2	18 - Nowell	10 - Smith	5 - McGuirl/Nowell	5 - Nowell	—	4,998
Dec. 1	—/—	UALBANY	W 71-43	Won 2	4-2	17 - Pack	10 - Miguel/Smith	3 - 3 players	2 - McGuirl/Nowell	1 - 4 players	5,195
Dec. 5	—/—	@Wichita State	W 65-59	Won 3	5-2	16 - Nowell	8 - Nowell	4 - McGuirl/Nowell	3 - Smith	1 - Ezeagu/Miguel	14,488
Dec. 8	—/—	MARQUETTE	L 63-64	Lost 1	5-3	17 - Smith	8 - 3 players	11 - Nowell	3 - McGuirl/Nowell	1 - Bradford	7,184
Dec. 12	—/—	GREEN BAY	W 82-64	Won 1	6-3	22 - Nowell	10 - Smith	8 - Nowell	2 - Kasubke/Smith	—	5,437
Dec. 19	—/—	@Nebraska	W 67-58	Won 2	7-3	15 - Pack	9 - Ezeagu	5 - Pack	3 - Nowell	1 - 3 players	15,043
Dec. 21	—/—	McNEESE	W 74-59	Won 3	8-3	18 - Nowell/Pack	10 - Smith	10 - Nowell	3 - Smith	—	5,223
Dec. 29	—/—	NORTH FLORIDA	ccd.								
Jan. 1	—/—	@rv/rv Oklahoma*	L 69-71	Lost 1	8-4 [0-1]	25 - Smith	16 - Smith	5 - Smith	3 - Pack	1 - McGuirl	6,777
Jan. 4	—/—	14/16 TEXAS*	L 57-70	Lost 2	8-5 [0-2]	21 - Pack	8 - Miguel	3 - Pack	2 - Smith	1 - Linguard	6,833
Jan. 8	—/—	@rv/rv West Virginia*	L 68-71	Lost 3	8-6 [0-3]	20 - Pack	8 - Smith	10 - Nowell	3 - Smith	3 - Linguard	11,919
Jan. 12	—/—	TCU*	L 57-60	Lost 4	8-7 [0-4]	18 - Nowell	9 - Smith	4 - Nowell	7 - Nowell	—	5,623
Jan. 15	—/—	19/19 TEXAS TECH*	W 62-51	Won 1	9-7 [1-4]	14 - Pack	7 - Pack	9 - Nowell	5 - Nowell	1 - Bradford/Ezeagu	5,971
Jan. 18	—/—	@23/22 Texas*	W 66-65	Won 2	10-7 [2-4]	22 - Smith	8 - Smith	3 - Nowell	1 - Miguel/Nowell	—	11,498
Jan. 22	—/—	7/7 KANSAS*	L 75-78	Lost 1	10-8 [2-5]	35 - Pack	4 - Pack/Smith	6 - Nowell	3 - Nowell/Pack	1 - Bradford	9,737
Jan. 25	—/—	@4/4 Baylor*	L 49-74	Lost 2	10-9 [2-6]	13 - Pack	6 - Smith	4 - Nowell	3 - McGuirl	—	8,062
Jan. 29	—/—	@Ole Miss	L 56-67	Lost 3	10-10	20 - Smith	16 - Smith	4 - Nowell	2 - Smith	1 - Linguard/Massoud	7,135
Feb. 2	—/—	OKLAHOMA STATE*	W 71-68	Won 1	11-10 [3-6]	22 - Pack	10 - McGuirl	4 - McGuirl	3 - Pack	1 - Bradford	5,860
Feb. 5	—/—	@rv/rv TCU*	W 75-63	Won 2	12-10 [4-6]	20 - Pack	10 - Smith	6 - Nowell	4 - Pack	1 - Massoud	7,581
Feb. 9	—/—	10/10 BAYLOR*	L 60-75	Lost 1	12-11 [4-7]	31 - Pack	8 - Smith	3 - Nowell	3 - Pack	2 - Bradford	6,236
Feb. 12	—/—	@rv/rv Iowa State*	W 75-69 [OT]	Won 1	13-11 [5-7]	19 - Pack	9 - Smith	6 - Nowell	3 - Nowell	2 - Pack	13,477
Feb. 14	—/—	WEST VIRGINIA*	W 78-73	Won 1	14-11 [6-7]	21 - Nowell	10 - Smith	5 - Pack	3 - Nowell	1 - Pack	5,401
Feb. 19	—/—	@Oklahoma State*	L 79-82 [OT]	Lost 1	14-12 [6-8]	16 - Nowell/Pack	10 - Smith	5 - Nowell	3 - Nowell/Pack	1 - Ezeagu	8,976
Feb. 22	—/—	@5/5 Kansas*	L 83-102	Lost 2	14-13 [6-9]	20 - Nowell	9 - Smith	8 - Nowell	2 - McGuirl/Miguel/Smith	—	16,300
Feb. 26	—/—	IOWA STATE*	L 73-74	Lost 3	14-14 [6-10]	32 - Pack	9 - Smith	4 - McGuirl/Nowell	3 - Nowell	2 - Ezeagu/Massoud	8,090
Feb. 28	—/—	@12/12 Texas Tech*	L 68-73	Lost 4	14-15 [6-11]	18 - McGuirl	6 - Smith	3 - Pack	4 - Massoud	1 - Massoud	15,098
Mar. 5	—/—	OKLAHOMA*	L 71-78	Lost 5	14-16 [6-12]	22 - Smith	9 - Smith	5 - McGuirl	3 - McGuirl	1 - Bradford	6,635
Mar. 9	—/—	vs. West Virginia	L 67-73	Lost 6	14-17	18 - Pack	6 - Massoud/Pack	4 - Nowell	2 - Massoud/Smith	2 - Massoud	15,295

- 1 – Exhibition (Bramlage Coliseum, Manhattan, Kan.)
- 2 – Hall of Fame Classic presented by Hotels.com (T-Mobile Center, Kansas City, Mo.)
- 3 – Played at INTRUST Bank Arena in Wichita, Kan.
- 4 – BIG EAST/Big 12 Battle (Bramlage Coliseum, Manhattan, Kan.)
- 5 – SEC/Big 12 Challenge (Sandy & John Black Pavilion at Ole Miss)
- 6 – Phillips 66 Big 12 Conference Tournament (T-Mobile Center, Kansas City, Mo.)
- \* – Big 12 Conference game

**Attendance / Record Summary**

► Overall

Site	G	W-L	Total	Avg.	High
Home	16	9-7	98,978	6,186	9,737 vs. Kansas (1/22/22)
Away	12	5-7	136,354	11,363	16,300 at Kansas (2/22/22)
Neutral	3	0-3	31,959	10,653	15,295 vs. West Virginia (3/9/22)
<b>Total</b>	<b>31</b>	<b>14-17</b>	<b>267,291</b>	<b>8,622</b>	<b>16,300 at Kansas (2/22/22)</b>

► Big 12

Site	G	W-L	Total	Avg.	High
Home	9	3-6	60,386	6,710	9,737 vs. Kansas (1/22/22)
Away	9	3-6	99,688	11,076	16,300 at Kansas (2/22/22)
Neutral	—	—	—	—	—
<b>Total</b>	<b>18</b>	<b>6-12</b>	<b>160,074</b>	<b>8,893</b>	<b>16,300 at Kansas (2/22/22)</b>

**Win / Loss Margin**

	1	2	3	4	5	6	7	8	9	10	11	12	13	14	15	16	17	18	19	20-24	25+	
Wins (14)	1		1		1	2			1	1	1	1			2			1			2	
Losses (17)	2	1	4		1	1	1	2					1		1				1			1

**Largest Leads / Deficits**

► When Leading

Largest Margin of Victory	42 vs. North Dakota (11/28/21)
Largest Overall Lead	44 vs. North Dakota (11/28/21)
Largest Halftime Lead	18 vs. North Dakota (11/28/21)
Largest Lead in a Loss	17 twice
Largest Halftime Lead in a Loss	16 vs. Kansas (1/22/22)
Largest K-State Run	19-1 vs. North Dakota (11/28/21)

► When Trailing

Largest Margin of Defeat	25 at Baylor (1/25/22)
Largest Overall Deficit	29 at Baylor (1/25/22)
Largest Halftime Deficit	18 at Baylor (1/25/22)
Largest Deficit Overcome in a Win	15 at Iowa State (2/12/21)
Largest Halftime Deficit in a Win	12 at Iowa State (2/12/21)
Largest Opponent Run	19-4 by Baylor (2/9/22)



Opponent	W/L	1H	2H	OT	TOT	+/-	FGM-A	Pct.	3FM-A	Pct.	FTM-A	Pct.	OR	DR	TOT	+/-	A	TO	TO Mar	BLK	STL	PF
@KANSAS STATE	W	33	34	—	67	+10	21-50	42.0	9-22	40.9	16-25	64.0	9	26	35	+3	15	14	+4	0	5	16
Florida A&M		30	27	—	57		22-53	41.5	3-15	20.0	10-14	71.4	8	24	32		9	18		2	4	19
@KANSAS STATE	W	42	37	—	79	+15	28-53	52.8	9-19	47.4	14-16	87.5	8	33	41	+12	18	16	+2	5	6	13
Omaha		26	38	—	64		23-66	34.8	11-27	40.7	7-11	63.6	11	18	29		17	11		4	8	13
KANSAS STATE	L	24	40	—	64	-8	22-59	37.3	3-22	13.6	17-23	73.9	12	29	41	0	7	15	-3	3	7	25
vs. Arkansas		42	30	—	72		21-58	36.2	3-22	13.6	27-34	79.4	13	28	41		9	12		3	7	20
KANSAS STATE	L	31	33	—	64	-8	25-65	38.5	6-21	28.6	8-9	88.9	5	21	26	-16	9	4	+14	1	11	20
vs. Illinois		34	38	—	72		25-48	52.1	12-26	46.2	10-20	50.0	9	33	42		20	18		1	2	18
@KANSAS STATE	W	38	46	—	84	+42	35-58	60.3	9-19	47.4	5-10	50.0	4	35	39	+7	21	12	+5	0	13	15
North Dakota		20	22	—	42		17-58	29.3	3-31	9.7	5-13	38.5	11	21	32		8	17		0	7	9
@KANSAS STATE	W	29	42	—	71	+28	26-56	46.4	10-26	38.5	9-13	69.2	15	33	48	+21	15	16	-4	4	5	17
UAlbany		20	23	—	43		17-54	31.5	1-18	5.6	8-15	53.3	9	18	27		7	12		3	5	16
KANSAS STATE	W	32	33	—	65	+6	21-62	33.9	6-25	24.0	17-25	68.0	11	32	43	+4	11	7	-7	2	7	17
@Wichita State		30	29	—	59		19-54	35.2	5-23	21.7	16-20	80.0	6	33	39		8	14		5	4	21
@KANSAS STATE	L	30	33	—	63	-1	25-64	39.1	6-25	24.0	7-10	70.0	9	32	41	+1	18	11	0	1	7	9
Marquette		31	33	—	64		26-63	41.3	11-37	29.7	1-3	33.3	7	33	40		21	11		7	10	12
@KANSAS STATE	W	46	36	—	82	+18	28-51	54.9	11-21	52.4	15-17	88.2	6	20	26	+4	17	8	+4	0	8	20
Green Bay		30	34	—	64		21-44	47.7	4-17	23.5	18-23	78.3	6	16	22		8	12		1	3	14
KANSAS STATE	W	33	34	—	67	+9	23-59	39.0	6-26	23.1	15-18	83.3	10	34	44	+9	12	19	-2	3	9	20
@Nebraska		27	31	—	58		19-58	32.8	5-28	17.9	15-22	68.2	9	27	36		9	17		3	12	15
@KANSAS STATE	W	35	39	—	74	+15	25-53	47.2	10-26	38.5	14-19	73.7	7	27	34	+6	17	13	0	0	9	9
McNeese		28	31	—	59		25-58	43.1	7-20	35.0	2-5	40.0	7	21	28		13	13		3	6	18
KANSAS STATE	L	22	47	—	69	-2	22-52	42.3	10-22	45.5	15-17	88.2	6	26	32	-4	10	11	+2	1	8	18
@Oklahoma		33	38	—	71		23-57	40.4	10-27	37.0	15-21	71.4	13	23	36		11	13		2	4	12
@KANSAS STATE	L	35	22	—	57	-13	20-55	36.4	4-18	22.2	13-17	76.5	8	20	28	-12	7	6	0	1	3	17
Texas		29	41	—	70		25-55	45.5	7-23	30.4	13-18	72.2	10	30	40		15	6		3	4	16
KANSAS STATE	L	40	28	—	68	-3	25-67	37.3	13-34	38.2	5-7	71.4	11	28	39	-3	17	11	0	7	7	20
@West Virginia		27	44	—	71		26-63	41.3	7-22	31.8	12-17	70.6	11	31	42		9	11		5	2	12
@KANSAS STATE	L	25	32	—	57	-3	20-51	39.2	6-20	30.0	11-22	50.0	7	22	29	-13	8	12	+4	0	9	15
TCU		26	34	—	60		21-53	39.6	6-20	30.0	12-23	52.2	12	30	42		14	16		3	8	18
@KANSAS STATE	W	26	36	—	62	+11	24-56	42.9	9-26	34.6	5-7	71.4	9	24	33	+4	16	16	+2	2	9	12
Texas Tech		28	23	—	51		19-48	39.6	4-17	23.5	9-12	75.0	6	23	29		7	18		2	6	10
KANSAS STATE	W	31	35	—	66	+1	25-54	46.3	7-18	38.9	9-16	56.3	12	20	32	+1	7	10	+1	0	2	23
@Texas		35	30	—	65		20-47	42.6	4-17	23.5	21-26	80.8	10	21	31		10	11		3	5	20
@KANSAS STATE	L	50	25	—	75	-3	27-59	45.8	10-26	38.5	11-18	61.1	7	16	23	-22	12	6	+5	1	8	24
Kansas		34	44	—	78		26-59	44.1	5-21	23.8	21-30	70.0	18	27	45		14	11		3	2	14
KANSAS STATE	L	21	28	—	49	-25	19-60	31.7	5-23	21.7	6-13	46.2	16	12	28	-11	8	12	+3	0	6	15
@Baylor		39	35	—	74		29-51	56.9	7-21	33.3	9-14	64.3	11	28	39		21	15		6	7	16
KANSAS STATE	L	24	32	—	56	-11	19-63	30.2	11-36	30.6	7-8	87.5	9	24	33	-10	15	5	+4	2	5	20
@Ole Miss		30	37	—	67		23-51	45.1	6-18	33.3	15-20	75.0	7	36	43		11	9		5	2	13
@KANSAS STATE	W	39	32	—	71	+3	27-61	44.3	9-23	39.1	8-10	80.0	11	22	33	0	13	13	+1	1	6	9
Oklahoma State		32	36	—	68		27-57	47.4	8-25	32.0	6-7	85.7	9	24	33		16	14		4	4	12
KANSAS STATE	W	35	40	—	75	+12	26-56	46.4	8-24	33.3	15-20	75.0	10	23	33	-3	13	14	0	1	8	20
@TCU		28	35	—	63		22-56	39.3	6-28	21.4	13-22	59.1	15	21	36		13	14		3	6	19
@KANSAS STATE	L	34	26	—	60	-15	21-54	38.9	5-18	27.8	13-21	61.9	11	20	31	-8	8	15	-3	3	5	18
Baylor		34	41	—	75		29-61	47.5	4-17	23.5	13-17	76.5	13	26	39		14	12		5	9	16
KANSAS STATE	W	28	35	12	75	+6	26-62	41.9	10-27	37.0	13-18	72.2	8	29	37	-5	17	9	+3	5	8	14
@Iowa State		40	23	6	69		27-66	40.9	8-25	32.0	7-9	77.8	11	31	42		18	12		8	3	16
@KANSAS STATE	W	35	43	—	78	+5	19-51	37.3	9-24	37.5	31-39	79.5	10	24	34	-3	12	10	+3	1	5	21
West Virginia		42	31	—	73		23-57	40.4	7-20	35.0	20-24	83.3	12	25	37		10	13		3	7	23
KANSAS STATE	L	35	31	13	79	-3	25-70	35.7	13-32	40.6	16-20	80.0	16	22	38	+1	12	9	+4	1	9	19
@Oklahoma State		37	29	16	82		28-54	51.9	9-22	40.9	17-27	63.0	8	29	37		16	13		4	2	13
KANSAS STATE	L	43	40	—	83	-19	32-68	47.1	11-32	34.4	8-11	72.7	10	20	30	-2	12	15	+1	0	9	14
@Kansas		41	64	—	102		41-64	64.1	15-24	62.5	5-9	55.6	5	27	32		23	16		0	9	15
@KANSAS STATE	L	35	38	—	73	-1	20-47	42.6	8-25	32.0	25-33	75.8	2	24	26	-11	9	14	+8	2	10	22
Iowa State		37	37	—	74		23-52	44.2	10-25	40.0	18-24	75.0	8	29	37		19	18		3	9	23
KANSAS STATE	L	31	37	—	68	-5	21-50	42.0	10-25	40.0	16-20	80.0	5	18	23	-11	7	11	+1	1	8	18
@Texas Tech		39	34	—	73		26-53	49.1	4-16	25.0	17-21	81.0	8	26	34		13	12		6	7	14
@KANSAS STATE	L	37	34	—	71	-7	28-59	47.5	7-19	36.8	8-12	66.7	5	17	22	-15	14	7	+7	1	7	15
Oklahoma		38	40	—	78		28-53	52.8	11-25	44.0	11-16	68.8	9	28	37		16	14		3	4	13
KANSAS STATE	L	34	33	—	67	-6	23-55	41.8	11-30	36.7	10-12	83.3	6	22	28	-5	9	15	-1	2	8	15
vs. West Virginia		38	35	—	73		28-53	52.8	6-16	37.5	11-14	78.6	6	27	33		13	14		5	9	13



**All Games:** (Overall: 14-17 // Home: 9-7 // Away: 5-7 // Neutral: 0-3)

No	Player	GP	GS	Min	TOTAL			3-PTS			REBOUNDS															
					FG	FGA	Pct	3FG	FGA	Pct	FT	FTA	Pct	Off	Def	Tot	Avg	PF	FO	A	TO	Blk	Stl	Pts	Avg	
24	Nijel Pack	29	28	961	33.1	175	385	.455	95	218	.436	60	71	.845	22	88	110	3.8	49	0	65	43	3	39	505	17.4
13	Mark Smith	31	31	982	31.7	133	296	.449	38	105	.362	90	127	.709	54	206	260	8.4	83	2	54	58	1	33	394	12.7
01	Markquis Nowell	27	21	822	30.4	112	290	.386	43	140	.307	68	82	.829	11	82	93	3.4	66	1	136	69	1	59	335	12.4
00	Mike McGuirl	28	17	779	27.8	81	210	.386	31	99	.313	26	41	.634	21	75	96	3.4	68	1	57	40	2	33	219	7.8
03	Selton Miguel	26	14	641	24.7	69	184	.375	8	39	.205	41	59	.695	25	80	105	4.0	45	1	39	44	5	17	187	7.2
25	Ismael Massoud	31	18	753	24.3	70	193	.363	36	108	.333	35	40	.875	17	70	87	2.8	60	0	10	24	11	23	211	6.8
20	Kaosi Ezeagu	25	12	314	12.6	37	54	.685	0	0	.000	30	53	.566	28	40	68	2.7	49	0	4	19	8	6	104	4.2
21	Davion Bradford	29	12	426	14.7	37	74	.500	0	0	.000	21	35	.600	31	24	55	1.9	58	1	6	28	13	4	95	3.3
22	Luke Kasubke	30	0	367	12.2	23	65	.354	10	40	.250	1	1	1.000	9	23	32	1.1	27	0	14	13	1	10	57	1.9
12	Carlton Linguard, Jr	15	2	121	8.1	7	19	.368	0	4	.000	6	11	.545	10	9	19	1.3	14	0	0	3	6	2	20	1.3
33	Logan Landers	11	0	75	6.8	4	10	.400	0	1	.000	4	6	.667	6	7	13	1.2	10	0	1	2	0	1	12	1.1
14	Drew Honas	5	0	4	0.8	0	0	.000	0	0	.000	0	0	.000	0	1	1	0.2	0	0	0	0	0	0	0	0.0
23	Jordan Brooks	5	0	4	0.8	0	0	.000	0	0	.000	0	0	.000	0	0	0	0.0	1	0	0	0	0	0	0	0.0
15	Trey Harris	1	0	1	1.0	0	0	.000	0	0	.000	0	0	.000	0	1	1	1.0	0	0	0	0	0	0	0	0.0
<b>TM</b>	<b>TEAM</b>																<b>41</b>	<b>49</b>	<b>90</b>	<b>2.9</b>	<b>0</b>			<b>13</b>		<b>0</b>
	<b>TOTAL</b>	<b>31</b>				<b>748</b>	<b>1780</b>	<b>.420</b>	<b>261</b>	<b>754</b>	<b>.346</b>	<b>382</b>	<b>526</b>	<b>.726</b>	<b>275</b>	<b>755</b>	<b>1030</b>	<b>33.2</b>	<b>530</b>	<b>6</b>	<b>386</b>	<b>356</b>	<b>51</b>	<b>227</b>	<b>2139</b>	<b>69.0</b>
	<b>OPPONENTS</b>	<b>31</b>				<b>749</b>	<b>1724</b>	<b>.434</b>	<b>209</b>	<b>693</b>	<b>.302</b>	<b>384</b>	<b>551</b>	<b>.697</b>	<b>298</b>	<b>814</b>	<b>1112</b>	<b>35.9</b>	<b>483</b>	<b>-</b>	<b>412</b>	<b>417</b>	<b>108</b>	<b>177</b>	<b>2091</b>	<b>67.5</b>

SCORE BY PERIODS:	1st	2nd	OT	Total
Kansas State	1033	1081	25	2139
Opponents	1017	1052	22	2091

DEADBALL REBOUNDS:	Off	Def	Total
Kansas State	74	8	82
Opponents	81	13	94

**Big 12 Conference Games:** (Overall: 6-12 // Home: 3-6 // Away: 3-6)

No	Player	GP	GS	Min	TOTAL			3-PTS			REBOUNDS															
					FG	FGA	Pct	3FG	FGA	Pct	FT	FTA	Pct	Off	Def	Tot	Avg	PF	FO	A	TO	Blk	Stl	Pts	Avg	
24	Nijel Pack	18	18	641	35.6	116	256	.453	61	141	.433	42	51	.824	16	55	71	3.9	35	0	35	29	3	27	335	18.6
13	Mark Smith	18	18	622	34.6	84	190	.442	23	68	.338	63	86	.733	31	122	153	8.5	57	2	31	35	0	16	254	14.1
01	Markquis Nowell	14	14	458	32.7	60	154	.390	24	72	.333	37	47	.787	7	38	45	3.2	36	0	74	39	0	34	181	12.9
00	Mike McGuirl	16	10	483	30.2	55	128	.430	24	59	.407	13	24	.542	16	43	59	3.7	38	0	29	18	1	19	147	9.2
03	Selton Miguel	15	10	371	24.7	35	104	.337	1	18	.056	23	34	.676	13	40	53	3.5	30	1	19	24	2	11	94	6.3
25	Ismael Massoud	18	6	403	22.4	37	107	.346	18	61	.295	19	23	.826	10	23	33	1.8	36	0	4	13	5	13	111	6.2
21	Davion Bradford	17	12	271	15.9	16	36	.444	0	0	.000	15	25	.600	15	11	26	1.5	38	1	5	21	9	1	47	2.8
20	Kaosi Ezeagu	12	1	120	10.0	9	16	.563	0	0	.000	10	20	.500	11	6	17	1.4	22	0	0	9	3	1	28	2.3
12	Carlton Linguard, Jr	12	1	97	8.1	5	12	.417	0	2	.000	6	11	.545	9	8	17	1.4	10	0	0	3	5	1	16	1.3
22	Luke Kasubke	18	0	181	10.1	10	28	.357	3	15	.200	0	0	.000	9	9	18	1.0	12	0	5	4	0	4	23	1.3
23	Jordan Brooks	1	0	0	0.0	0	0	.000	0	0	.000	0	0	.000	0	0	0	0.0	0	0	0	0	0	0	0	0.0
33	Logan Landers	1	0	3	3.0	0	1	.000	0	0	.000	0	0	.000	1	0	1	1.0	0	0	0	0	0	0	0	0.0
14	Drew Honas	1	0	0	0.0	0	0	.000	0	0	.000	0	0	.000	0	0	0	0.0	0	0	0	0	0	0	0	0.0
<b>TM</b>	<b>TEAM</b>																<b>26</b>	<b>32</b>	<b>58</b>	<b>3.2</b>	<b>0</b>			<b>6</b>		<b>0</b>
	<b>TOTAL</b>	<b>18</b>				<b>427</b>	<b>1032</b>	<b>.414</b>	<b>154</b>	<b>436</b>	<b>.353</b>	<b>228</b>	<b>321</b>	<b>.710</b>	<b>164</b>	<b>387</b>	<b>551</b>	<b>30.6</b>	<b>314</b>	<b>4</b>	<b>202</b>	<b>201</b>	<b>28</b>	<b>127</b>	<b>1236</b>	<b>68.7</b>
	<b>OPPONENTS</b>	<b>18</b>				<b>463</b>	<b>1006</b>	<b>.460</b>	<b>132</b>	<b>395</b>	<b>.334</b>	<b>239</b>	<b>337</b>	<b>.709</b>	<b>189</b>	<b>479</b>	<b>668</b>	<b>37.1</b>	<b>282</b>	<b>-</b>	<b>259</b>	<b>239</b>	<b>66</b>	<b>98</b>	<b>1297</b>	<b>72.1</b>

SCORE BY PERIODS:	1st	2nd	OT	Total
Kansas State	602	609	25	1236
Opponents	631	644	22	1297

DEADBALL REBOUNDS:	Off	Def	Total
Kansas State	44	5	49
Opponents	60	11	71

**Phillips 66 Big 12 Championship:** (Overall: 0-1)

No	Player	GP	GS	Min	TOTAL			3-PTS			REBOUNDS															
					FG	FGA	Pct	3FG	FGA	Pct	FT	FTA	Pct	Off	Def	Tot	Avg	PF	FO	A	TO	Blk	Stl	Pts	Avg	
24	Nijel Pack	1	1	38	38.2	5	13	.385	3	7	.429	5	5	1.000	0	6	6	6.0	2	0	1	1	0	1	18	18.0
13	Mark Smith	1	1	33	33.0	6	8	.750	3	4	.750	2	2	1.000	0	4	4	4.0	2	0	3	3	0	2	17	17.0
25	Ismael Massoud	1	1	35	35.2	4	8	.500	3	4	.750	2	3	.667	3	3	6	6.0	3	0	0	1	2	2	13	13.0
01	Markquis Nowell	1	1	35	35.1	3	12	.250	2	9	.222	0	0	.000	1	1	2	2.0	3	0	4	2	0	1	8	8.0
00	Mike McGuirl	1	1	26	26.1	3	8	.375	0	5	.000	0	0	.000	0	4	4	4.0	0	0	1	4	0	1	6	6.0
03	Selton Miguel	1	0	26	26.0	2	6	.333	0	1	.000	1	2	.500	0	2	2	2.0	3	0	0	1	0	0	5	5.0
21	Davion Bradford	1	0	4	4.0	0	0	.000	0	0	.000	0	0	.000	0	0	0	0.0	0	0	0	0	0	1	0	0.0
20	Kaosi Ezeagu	1	0	2	2.0	0	0	.000	0	0	.000	0	0	.000	0	0	0	0.0	2	0	0	2	0	0	0	0.0
<b>TM</b>	<b>TEAM</b>																<b>2</b>	<b>2</b>	<b>4</b>	<b>4.0</b>	<b>0</b>			<b>1</b>		<b>0</b>
	<b>TOTAL</b>	<b>1</b>				<b>23</b>	<b>55</b>	<b>.418</b>	<b>11</b>	<b>30</b>	<b>.367</b>	<b>10</b>	<b>12</b>	<b>.833</b>	<b>6</b>	<b>22</b>	<b>28</b>	<b>28.0</b>	<b>15</b>	<b>-</b>	<b>9</b>	<b>15</b>	<b>2</b>	<b>8</b>	<b>67</b>	<b>67.0</b>
	<b>OPPONENTS</b>	<b>1</b>				<b>28</b>	<b>53</b>	<b>.528</b>	<b>6</b>	<b>16</b>	<b>.375</b>	<b>11</b>	<b>14</b>	<b>.786</b>	<b>6</b>	<b>27</b>	<b>33</b>	<b>33.0</b>	<b>13</b>	<b>-</b>	<b>13</b>	<b>14</b>	<b>5</b>	<b>9</b>	<b>73</b>	<b>73.0</b>

SCORE BY PERIODS:	1st	2nd	OT	Total
Kansas State	34	33	—	67
Opponents	38	35	—	73

DEADBALL REBOUNDS:	Off	Def	Total
Kansas State	1	0	1
Opponents	0	0	0





**Mike McGuirl**

guard // 6-3 // 200 // ellington, conn. [east catholic] // 2017-22

2021 All-Big 12 Honorable Mention... 2018-19, 2019-20 Academic All-Big 12... One of the rare players to play 5 seasons, opting to return for an extra year of eligibility in 2021-22 due to the NCAA allowing an extra year of eligibility to the COVID-19 pandemic... Concluded his career ranking seventh in games played (132), including 68 starts... Scored in double figures in 39 career games, including a career-high 22 points twice... His 924 career points rank 39th on the all-time scoring list... Finished tied for ninth in steals (118), which included 25 or more each of his last four seasons... Played a huge role in the 2018 NCAA Tournament First Round win over Creighton (3/16/18), scoring in double figures for the first time with 17 points off the bench... It was the most points by a freshman in an NCAA Tournament game since 2008.

**McGuirl's Career Statistics**

Year	GP	GS	Min	Avg	FG	FGA	Pct	3FG	3FGA	Pct	FT	FTA	Pct	Off	Def	Tot	Avg	PF	FO	A	TO	Blk	Stl	Pts	Avg
2017-18 (Fr.)	12	0	150	12.5	13	39	.333	5	21	.238	9	12	.750	6	12	18	1.5	10	0	11	6	1	3	40	3.3
2018-19 (So.)	34	2	572	16.8	44	120	.367	18	65	.277	17	27	.630	16	35	51	1.5	56	0	42	23	2	25	123	3.6
2019-20 (Jr.)	29	20	717	24.7	66	156	.423	35	88	.398	33	50	.660	18	51	69	2.4	65	0	53	29	2	27	200	6.9
2020-21 (Sr.)	29	29	993	34.3	112	315	.356	60	190	.316	58	76	.763	18	91	109	3.8	74	1	103	77	2	30	342	11.8
2021-22 (Sr.)	28	17	781	27.9	81	210	.386	31	99	.313	26	41	.634	21	75	96	3.4	68	1	57	40	2	33	219	7.8
<b>Totals</b>	<b>132</b>	<b>68</b>	<b>3214</b>	<b>24.3</b>	<b>316</b>	<b>840</b>	<b>.376</b>	<b>149</b>	<b>463</b>	<b>.322</b>	<b>143</b>	<b>206</b>	<b>.694</b>	<b>79</b>	<b>64</b>	<b>343</b>	<b>2.6</b>	<b>273</b>	<b>2</b>	<b>266</b>	<b>175</b>	<b>9</b>	<b>118</b>	<b>924</b>	<b>7.0</b>



**Selton Miguel**

guard // 6-4 // 210 // luanda, angola [west oaks academy [fla.] // 2020-22

Saw action in 55 career games in his 2-year career with 36 starts from 2020-22... Averaged 7.2 points on 35.1 percent shooting, including 21.9 percent from 3-point range, with 3.5 rebounds per game in his career... Totaled 16 double-digit scoring games, including a career-high 17 points on three occasions... Posted 1 career double-double with 16 points and 10 rebounds vs. UAlbany (12/1/21)... Saw action in 26 games with 14 starts in 2021-22... Averaged 7.2 points on 37.5 percent shooting with 4.0 rebounds per game in 2021-22... Was part of the true freshman trio (along with Davion Bradford and Nijel Pack, that combined to log 71 starts in 2020-21, which ranked second nationally behind Kentucky (72) for the most combined true freshmen starts... Opted to transfer to South Florida to finish his eligibility.

**Miguel's Career Statistics**

Year	GP	GS	Min	Avg	FG	FGA	Pct	3FG	3FGA	Pct	FT	FTA	Pct	Off	Def	Tot	Avg	PF	FO	A	TO	Blk	Stl	Pts	Avg
2020-21 (Fr.)	29	22	797	27.5	70	212	.330	20	89	.225	48	70	.686	23	66	89	3.1	68	0	64	72	4	26	208	7.2
2021-22 (So.)	26	14	638	24.6	69	184	.375	8	39	.205	41	59	.695	25	80	105	4.0	45	1	39	44	5	17	187	7.2
<b>Totals</b>	<b>55</b>	<b>36</b>	<b>1435</b>	<b>26.1</b>	<b>139</b>	<b>396</b>	<b>.351</b>	<b>28</b>	<b>128</b>	<b>.219</b>	<b>89</b>	<b>129</b>	<b>.690</b>	<b>48</b>	<b>146</b>	<b>194</b>	<b>3.5</b>	<b>113</b>	<b>1</b>	<b>103</b>	<b>116</b>	<b>9</b>	<b>43</b>	<b>395</b>	<b>7.2</b>



**Carlton Linguard, Jr.**

forward // 7-0 // 220 // san antonio, texas [stevens/temple college] // 2020-22

Fall 2020 Big 12 Commissioner's Honor Roll recipient... Recipient of the 1st Battalion, 7th Field Artillery "Never Broken" Award... Saw action in 32 games in his 2-year career with 2 starts from 2020-22... Hampered by injuries in his career... Averaged 1.8 points on 42.6 percent shooting, including 26.7 percent from 3-point range, with 1.3 rebounds per game in his career... Posted 1 double-digit scoring games with a career-high 10 points in a win at Iowa State (12/15/20)... Missed much of the preseason and the first 4 games of 2021-22 as he recovered from offseason surgery, seeing time in 15 games with 2 starts... Earned first start vs. No. 14/16 Texas (1/4/22) with the team limited due to COVID-19 health and safety protocols... Had a big effort in the win at TCU (2/5/22) with 5 points... Opted to transfer to UTSA to finish his eligibility.

**Linguard's Career Statistics**

Year	GP	GS	Min	Avg	FG	FGA	Pct	3FG	3FGA	Pct	FT	FTA	Pct	Off	Def	Tot	Avg	PF	FO	A	TO	Blk	Stl	Pts	Avg
2020-21 (So.)	17	0	113	6.6	16	35	.457	4	11	.364	2	4	.500	7	15	22	1.3	12	0	3	5	2	2	38	2.2
2021-22 (Jr.)	15	2	122	8.1	7	19	.368	0	4	.000	6	11	.545	10	9	19	1.3	14	0	0	3	6	2	20	1.3
<b>Totals</b>	<b>32</b>	<b>2</b>	<b>235</b>	<b>7.3</b>	<b>23</b>	<b>54</b>	<b>.426</b>	<b>4</b>	<b>15</b>	<b>.267</b>	<b>8</b>	<b>15</b>	<b>.533</b>	<b>17</b>	<b>24</b>	<b>41</b>	<b>1.3</b>	<b>26</b>	<b>0</b>	<b>3</b>	<b>8</b>	<b>8</b>	<b>4</b>	<b>58</b>	<b>1.8</b>



**Mark Smith**

guard // 6-4 // 225 // edwardsville, ill. [edwardsville/illinois/missouri] // 2021-22

2022 All-Big 12 Third Team... 2022 Big 12 All-Newcomer Team... Phillips 66 Big 12 Newcomer of the Week (1/3/22)... One of the rare players to play 5 seasons, opting to transfer to K-State for an extra year of eligibility in 2021-22 due to the NCAA allowing an extra year of eligibility to the COVID-19 pandemic... Was the only Wildcat to start all 31 games, finishing his career with 131 games played at Illinois, Missouri and K-State... Finished his career with nearly 1,300 points... Became just the 16th Wildcat in the Big 12 era to be named to one of the All-Big 12 Teams and just the fifth to be selected to the All-Newcomer Team... Became the short player EVER to lead a power conference in rebounding (8.4 rpg.) in 2021-22, while averaging 12.7 points per game on 44.9 percent shooting... Scored in double figures in 23 games, including 5 games of 20+ points with a career-high 25 at Oklahoma (1/1/22)... Had 10 or more rebounds in 9 games with career-high 16 at Oklahoma (1/1/22)... Currently playing professionally in Germany...

**Smith's Career Statistics [only played 2021-22 at K-State]**

Year	GP	GS	Min	Avg	FG	FGA	Pct	3FG	3FGA	Pct	FT	FTA	Pct	Off	Def	Tot	Avg	PF	FO	A	TO	Blk	Stl	Pts	Avg
2021-22 (Sr.)	31	31	983	31.7	133	296	.449	38	105	.362	90	127	.709	54	206	260	8.4	83	2	54	58	1	33	394	12.7
<b>Totals</b>	<b>131</b>	<b>111</b>	<b>3523</b>	<b>26.9</b>	<b>420</b>	<b>1045</b>	<b>.402</b>	<b>196</b>	<b>553</b>	<b>.354</b>	<b>245</b>	<b>329</b>	<b>.745</b>	<b>107</b>	<b>472</b>	<b>579</b>	<b>4.4</b>	<b>309</b>	<b>6</b>	<b>170</b>	<b>191</b>	<b>9</b>	<b>111</b>	<b>1281</b>	<b>9.8</b>



**Seryee Lewis**

forward // 6-9 // 230 // chicago, ill. [compass prep [ariz.] // 2020-22

Fall 2020, Spring 2022 Big 12 Commissioner's Honor Roll recipient... Played in 18 games in his 2-year career from 2020-22, including missing the entire 2021-22 season due to injury... Averaged 2 points on 62.5 percent shooting with 1.1 rebounds per game... Scored in 9 games, including a season-high 9 points at No. 2/2 Baylor (1/27/22)... Connected on 80 percent or better from the field in 5 games... A late signee from Compass Prep before playing in 18 games as a true freshman in 2020-21... Opted to transfer to Rice to finish his eligibility.

**Lewis' Career Statistics**

Year	GP	GS	Min	Avg	FG	FGA	Pct	3FG	3FGA	Pct	FT	FTA	Pct	Off	Def	Tot	Avg	PF	FO	A	TO	Blk	Stl	Pts	Avg
2020-21 (Fr.)	18	0	96	5.3	15	24	.625	0	0	.000	6	14	.429	6	14	20	1.1	17	0	0	7	0	4	36	2.0
<b>Totals</b>	<b>18</b>	<b>0</b>	<b>96</b>	<b>5.3</b>	<b>15</b>	<b>24</b>	<b>.625</b>	<b>0</b>	<b>0</b>	<b>.000</b>	<b>6</b>	<b>14</b>	<b>.429</b>	<b>6</b>	<b>14</b>	<b>20</b>	<b>1.1</b>	<b>17</b>	<b>0</b>	<b>0</b>	<b>7</b>	<b>0</b>	<b>4</b>	<b>36</b>	<b>2.0</b>





**Kaosi Ezeagu**

forward // 6-10 // 255 // brampton, ontario [gta prep/utep] // 2019-22

2021 Academic All-Big 12 First Team... 2021 NABC Honors Court... Three-time Big 12 Commissioner's Honor Roll (Spring 2020, Fall 2020, Spring 2021) recipient... Transferred to K-State from UTEP in January 2020 and enrolled for the spring semester... Received a waiver to play in 2020-21... Saw action in 44 games in his 2-year career with 18 starts from 2019-21... Averaged 4.6 points on 61.7 percent shooting with 2.9 rebounds per game in his career... Posted 6 career double-digit scoring games, including a career-best 15 points vs. North Dakota (11/28/21)... Played in 25 games with 12 starts in 2021-22... Came up big at Wichita State (12/5/21) with 14 points and 6 rebounds... Averaged 4.2 points on 68.5 percent (37-of-54) shooting with 2.7 rebounds in 2021-22... Opted to transfer to Sam Houston State to finish his eligibility.

**Ezeagu's Career Statistics**

Year	GP	GS	Min	Avg	FG	FGA	Pct	3FG	3FGA	Pct	FT	FTA	Pct	Off	Def	Tot	Avg	PF	FO	A	TO	Blk	Stl	Pts	Avg
2019-20 (Fr.) at UTEP	29	8	362	12.5	37	65	.569	0	0	.000	19	40	.475	31	67	98	3.4	76	5	3	36	24	9	93	3.2
2020-21 (So.)	19	6	323	17.0	37	66	.561	0	0	.000	24	52	.462	21	40	61	3.2	49	2	6	24	13	7	98	5.2
2021-22 (Jr.)	25	12	639	14.5	37	54	.685	0	0	.000	30	53	.566	28	40	68	2.7	49	0	4	19	8	6	104	4.2
<b>Totals</b>	<b>73</b>	<b>26</b>	<b>1001</b>	<b>13.7</b>	<b>111</b>	<b>185</b>	<b>.600</b>	<b>0</b>	<b>0</b>	<b>.000</b>	<b>73</b>	<b>145</b>	<b>.503</b>	<b>80</b>	<b>147</b>	<b>227</b>	<b>3.1</b>	<b>174</b>	<b>7</b>	<b>13</b>	<b>79</b>	<b>45</b>	<b>22</b>	<b>295</b>	<b>4.0</b>



**Davion Bradford**

forward // 7-0 // 270 // st. louis, mo. [mehville] // 2020-22

Saw action in 58 career games in his 2-year career with 37 starts from 2020-22... Averaged 5.5 points on 58.9 percent shooting with 3.1 rebounds per game in his career... Totaled 10 double-digit scoring games, including a career-high 18 twice... Enjoyed a strong freshman season in 2020-21, posting the second-highest field goal percentage (62.1) in school history, including the highest by a freshman... Played in 29 games with 25 starts as a freshman, averaging 7.7 points and 4.3 rebounds per game... Was part of the true freshman trio (along with **Selton Miguel** and **Nijel Pack**, that combined to log 71 starts in 2020-21, which ranked second nationally behind Kentucky (72) for the most combined true freshmen starts... Saw action in 29 games with 12 starts in 2021-22... Opted to transfer to Wake Forest to finish his eligibility.

**Bradford's Career Statistics**

Year	GP	GS	Min	Avg	FG	FGA	Pct	3FG	3FGA	Pct	FT	FTA	Pct	Off	Def	Tot	Avg	PF	FO	A	TO	Blk	Stl	Pts	Avg
2020-21 (Fr.)	29	25	603	20.8	90	145	.621	0	0	.000	43	73	.589	49	77	126	4.3	71	1	6	38	12	5	223	7.7
2021-22 (So.)	29	12	423	14.6	37	74	.500	0	0	.000	21	35	.600	31	24	55	1.9	58	1	6	28	13	4	95	3.3
<b>Totals</b>	<b>58</b>	<b>37</b>	<b>1026</b>	<b>17.7</b>	<b>127</b>	<b>219</b>	<b>.589</b>	<b>0</b>	<b>0</b>	<b>.000</b>	<b>64</b>	<b>108</b>	<b>.593</b>	<b>80</b>	<b>101</b>	<b>181</b>	<b>3.1</b>	<b>129</b>	<b>2</b>	<b>12</b>	<b>66</b>	<b>25</b>	<b>9</b>	<b>318</b>	<b>5.5</b>



**Luke Kasubke**

guard // 6-5 // 190 // st. louis, mo. [chaminade] // 2020-22

2021 Academic All-Big 12 Rookie Team... Fall 2020 Big 12 Commissioner's Honor Roll recipient... Saw action in 46 games in his 2-year career from 2020-22... Averaged 2 points on 31.7 percent shooting, including 22.4 percent from 3-point range, with 1.1 rebounds per game in his career... Enjoyed a healthy 2021-22 season after an injury plagued first season in 2020-21, in which, he was expected to redshirt after a preseason foot injury but fought back to play in the last 16 games... Played in 30 of 31 games in 2021-22, averaging 12.3 minutes which was second among reserves... Tied his career-high with 8 points in the win at Wichita State (12/5/21)... Also had a big game at Ole Miss (1/29/22) scoring 7 points to go along with a career-best 5 rebounds... Opted to transfer to Illinois State to finish his eligibility.

**Kasubke's Career Statistics**

Year	GP	GS	Min	Avg	FG	FGA	Pct	3FG	3FGA	Pct	FT	FTA	Pct	Off	Def	Tot	Avg	PF	FO	A	TO	Blk	Stl	Pts	Avg
2020-21 (Fr.)	16	0	255	15.9	10	39	.256	5	27	.185	10	15	.667	5	15	20	1.3	17	0	13	11	1	6	35	2.2
2021-22 (So.)	30	0	369	12.3	23	65	.354	10	40	.250	1	1	1.000	9	23	32	1.1	27	0	14	13	1	10	57	1.9
<b>Totals</b>	<b>46</b>	<b>0</b>	<b>624</b>	<b>13.6</b>	<b>33</b>	<b>104</b>	<b>.317</b>	<b>15</b>	<b>67</b>	<b>.224</b>	<b>11</b>	<b>16</b>	<b>.688</b>	<b>14</b>	<b>38</b>	<b>52</b>	<b>1.1</b>	<b>44</b>	<b>0</b>	<b>27</b>	<b>24</b>	<b>2</b>	<b>16</b>	<b>92</b>	<b>2.0</b>



**Nijel Pack**

guard // 6-0 // 180 // indianapolis, ind. [lawrence central] // 2020-22

2022 Big 12 Most Improved Player... 2022 All-Big 12 First Team... 2022 USBWA All-District VI... 2022 NABC All-District 8 First Team... Twice named Phillips 66 Big 12 Player of the Week (1/24/22 & 2/7/22)... 2021 Academic All-Big 12 Rookie Team... Saw action in 53 games in his 2-year career with 52 starts from 2020-22... Became the first player in school history to win the Big 12's Most Improved Player award... Just the sixth Wildcat in the Big 12 era (and first sophomore) to earn All-Big 12 First Team honors from the league coaches... Led the team in nearly every offensive category, while he ranked in the Big 12's top-10 in six categories, including first in both 3-point field goals/game and 3-point field goal percentage... The first Wildcat with 3 or more 30-point games since 2010-11... Enjoyed one of the best freshman seasons in school history in 2020-21, becoming the just the third rookie and the first since **Marcus Foster** in 2013-14 to lead the Wildcats in scoring (12.7 ppg)... Was part of the true freshman trio (along with **Davion Bradford** and **Selton Miguel**, that combined to log 71 starts in 2020-21, which ranked second nationally behind Kentucky (72) for the most combined true freshmen starts... Opted to transfer to Miami (Fla.) to finish his eligibility.

**Pack's Career Statistics**

Year	GP	GS	Min	Avg	FG	FGA	Pct	3FG	3FGA	Pct	FT	FTA	Pct	Off	Def	Tot	Avg	PF	FO	A	TO	Blk	Stl	Pts	Avg
2020-21 (Fr.)	24	24	806	33.6	109	261	.418	60	148	.405	27	34	.794	14	74	88	3.7	49	0	91	49	0	28	305	12.7
2021-22 (So.)	29	28	958	33.0	175	385	.455	95	218	.436	60	71	.845	22	88	110	3.8	49	0	65	43	3	39	505	17.4
<b>Totals</b>	<b>53</b>	<b>52</b>	<b>1764</b>	<b>33.3</b>	<b>284</b>	<b>646</b>	<b>.440</b>	<b>155</b>	<b>366</b>	<b>.423</b>	<b>87</b>	<b>105</b>	<b>.829</b>	<b>36</b>	<b>162</b>	<b>198</b>	<b>3.7</b>	<b>98</b>	<b>0</b>	<b>156</b>	<b>92</b>	<b>3</b>	<b>67</b>	<b>810</b>	<b>15.3</b>



**Logan Landers**

forward // 6-9 // 215 // cedarburg, wis. [cedarburg] // 2021-22

Fall 2021, Spring 2022 Big 12 Commissioner's Honor Roll recipient... Saw action in 11 games as a freshman in 2021-22... Averaged 1.1 points on 40 percent shooting with 1.2 rebounds per game... Scored in 3 games with a career-best 5 points vs. North Dakota (11/28/21)... Scored his first career points vs. No. 13 Arkansas (11/22/21) with 3 points, all on free throws... Grabbed a season-high 3 rebounds on 3 occasions... Came to K-State after a stellar prep career in Wisconsin, scoring 1,547 points and grabbing 859 rebounds in 97 games... Opted to transfer to Grand Canyon to finish his eligibility.

**Landers' Career Statistics**

Year	GP	GS	Min	Avg	FG	FGA	Pct	3FG	3FGA	Pct	FT	FTA	Pct	Off	Def	Tot	Avg	PF	FO	A	TO	Blk	Stl	Pts	Avg
2021-22 (Fr.)	11	0	75	6.9	4	10	.400	0	1	.000	4	6	.667	6	7	13	1.2	10	0	1	2	0	1	12	1.1
<b>Totals</b>	<b>11</b>	<b>0</b>	<b>75</b>	<b>6.9</b>	<b>4</b>	<b>10</b>	<b>.400</b>	<b>0</b>	<b>1</b>	<b>.000</b>	<b>4</b>	<b>6</b>	<b>.667</b>	<b>6</b>	<b>7</b>	<b>13</b>	<b>1.2</b>	<b>10</b>	<b>0</b>	<b>1</b>	<b>2</b>	<b>0</b>	<b>1</b>	<b>12</b>	<b>1.1</b>



Biggest Leads/Time in Lead/Speciality Stats

Date	Opponent	W/L	Score	KS Big		Opp Big		Ties	LC	KS in		Opp in		Paint		Off TOs		2nd Ch		Fast Bk		Bench	
				Lead	Lead	Lead	Lead			Lead	Lead	KS	Opp	KS	Opp	KS	Opp	KS	Opp	KS	Opp	KS	Opp
Nov. 10	FLORIDA A&M	W	67-57	13	4	7	12	24:16	10:27	5:17	20	22	19	11	9	6	8	5	22	7			
Nov. 17	OMAHA	W	79-64	26	—	—	—	39:17	—	0:43	34	22	19	20	4	7	12	17	22	39			
Nov. 22	vs. 13/12 Arkansas	L	64-72	—	18	1	—	—	39:18	0:42	34	30	17	13	8	16	8	9	28	24			
Nov. 23	vs. 14/15 Illinois	L	64-72	3	13	1	6	4:35	34:36	0:49	28	24	23	3	9	8	6	5	28	34			
Nov. 28	NORTH DAKOTA	W	84-42	44	2	1	2	38:23	0:16	1:21	46	16	25	8	2	6	10	6	25	22			
Dec. 1	UALBANY	W	71-43	28	2	2	4	34:47	3:18	1:55	24	16	14	14	12	3	7	8	24	20			
Dec. 5	@Wichita State	W	65-59	8	12	9	9	10:44	25:29	3:47	28	20	15	10	10	3	7	3	20	16			
Dec. 8	MARQUETTE	L	63-64	6	7	8	9	21:07	13:57	4:56	30	24	11	10	17	6	19	2	11	19			
Dec. 12	GREEN BAY	W	82-64	21	3	2	4	35:50	2:48	1:22	30	30	13	9	6	6	2	4	18	11			
Dec. 19	@Nebraska	W	67-58	10	10	4	10	21:00	16:31	2:29	34	28	22	11	15	6	15	10	23	6			
Dec. 21	McNEESE	W	74-59	21	9	2	3	25:20	11:18	3:22	30	22	16	13	8	6	16	11	28	25			
Jan. 1	@Oklahoma*	L	69-71	—	15	1	0	—	37:19	2:41	18	20	12	14	8	18	17	6	8	10			
Jan. 4	14/16 TEXAS*	L	57-70	9	13	2	3	22:44	15:13	2:03	24	28	9	6	8	8	6	5	4	14			
Jan. 8	@West Virginia*	L	68-71	17	8	2	1	30:30	7:56	1:34	24	26	13	9	7	9	11	12	6	11			
Jan. 12	TCU*	L	57-60	5	10	8	5	18:43	14:19	6:58	26	30	17	15	8	8	0	11	7	7			
Jan. 15	19/19 TEXAS TECH*	W	62-51	11	8	4	5	25:29	11:54	2:37	20	22	18	11	13	0	2	6	21	8			
Jan. 18	@23/22 Texas*	W	66-65	3	9	5	9	5:15	31:42	3:03	28	16	10	11	13	7	0	2	17	6			
Jan. 22	7/7 KANSAS*	L	75-78	17	3	3	3	36:56	1:08	1:56	30	40	12	7	8	19	6	4	7	4			
Jan. 25	@4/4 Baylor*	L	49-74	3	29	0	1	1:36	37:42	0:42	20	38	12	13	8	13	4	7	14	25			
Jan. 29	@Ole Miss	L	56-67	2	13	2	4	1:00	34:06	4:54	14	32	2	4	6	7	2	7	9	16			
Feb. 2	OKLAHOMA STATE*	W	71-68	7	6	9	11	14:29	17:36	7:55	30	28	15	17	12	7	7	12	5	13			
Feb. 5	@TCU*	W	75-63	16	2	1	1	38:25	0:24	1:11	32	30	13	13	12	8	10	12	8	2			
Feb. 9	10/10 BAYLOR*	L	60-75	7	15	5	4	15:02	21:27	3:31	24	40	13	13	9	17	7	13	8	38			
Feb. 12	@Iowa State*	W	75-69 [OT]	7	15	4	3	2:08	37:11	5:41	24	32	15	14	10	14	11	8	16	2			
Feb. 14	WEST VIRGINIA*	W	78-73	9	10	3	4	12:17	25:43	2:00	20	16	14	11	8	14	12	8	17	8			
Feb. 19	@Oklahoma State*	L	79-82 [OT]	3	7	11	10	4:09	35:51	5:00	22	30	13	12	7	8	5	13	16	25			
Feb. 22	@5/5 Kansas*	L	83-102	3	27	4	5	1:37	35:18	3:05	34	42	17	25	15	7	12	13	24	31			
Feb. 26	IOWA STATE*	L	73-74	11	15	3	6	13:16	23:40	3:04	22	18	22	21	4	15	12	3	6	31			
Feb. 28	@12/12 Texas Tech*	L	68-73	9	8	12	11	18:39	12:55	8:26	10	36	14	7	6	13	8	4	4	18			
Mar. 5	OKLAHOMA*	L	71-78	4	11	7	10	5:09	30:31	4:20	34	32	20	12	8	12	4	11	5	15			
Mar. 9	vs. West Virginia	L	67-73	1	9	4	6	2:29	35:40	1:51	22	32	15	18	8	6	5	11	5	29			

Individual Points-Rebounds-Assists

Date	Opponent	Player															
		00	1	2	3	12	13	14	15	20	21	22	23	24	25	33	
		McGuirl	Nowell	Edwards	Miguel	Lingard	Smith	Honas	Harris	Ezeagu	Bradford	Kasubke	Brooks	Pack	Massoud	Landers	
Nov. 10	FLORIDA A&M	3-4-1	6-2-6	INJ	3-4-1	INJ	12-6-1	CD	CD	7-5-3	3-3-0	3-0-0	CD	18-3-3	5-3-0	0-0-0	
Nov. 17	OMAHA	0-3-2	11-3-3	INJ	8-3-6	INJ	11-8-2	0-0-0	CD	8-6-0	8-5-0	3-2-0	0-0-0	15-0-5	15-6-0	0-1-0	
Nov. 22	vs. 13/12 Arkansas	9-3-4	10-3-0	INJ	14-9-1	INJ	4-8-0	CD	CD	4-4-0	1-4-0	5-1-0	CD	14-2-2	0-3-0	3-1-0	
Nov. 23	vs. 14/15 Illinois	5-4-0	19-6-2	INJ	0-2-4	INJ	4-3-3	CD	CD	4-2-0	2-2-0	2-0-0	CD	15-4-0	13-2-0	0-0-0	
Nov. 28	NORTH DAKOTA	15-3-5	18-2-5	INJ	INJ	2-0-0	11-10-2	0-1-0	CD	15-7-0	INJ	0-1-3	0-0-0	16-3-2	2-7-3	5-3-1	
Dec. 1	UALBANY	6-2-3	6-1-2	INJ	12-10-3	CD	14-10-2	0-0-0	CD	8-3-0	4-6-0	2-2-2	0-0-0	17-5-3	2-4-0	0-3-0	
Dec. 5	@Wichita State	10-2-4	16-8-4	INJ	12-6-3	CD	3-7-0	CD	CD	14-6-0	0-0-0	8-1-0	CD	INJ	2-5-0	0-1-0	
Dec. 8	MARQUETTE	6-5-2	11-8-11	INJ	2-2-0	CD	17-8-3	CD	CD	2-8-1	9-1-0	0-2-0	CD	INJ	16-6-1	CD	
Dec. 12	GREEN BAY	INJ	22-3-8	INJ	6-3-1	0-0-0	14-10-3	0-0-0	0-1-0	5-0-0	6-0-1	2-0-1	0-0-0	6-1-1	17-4-2	4-3-0	
Dec. 19	@Nebraska	5-1-2	4-4-3	INJ	7-4-1	CD	6-7-0	CD	CD	9-9-0	9-5-0	2-0-1	CD	15-8-5	10-4-0	0-0-0	
Dec. 21	McNEESE	5-3-2	18-4-10	INJ	17-4-0	CD	7-10-2	CD	CD	0-1-0	6-3-0	0-0-2	INJ	18-5-1	3-4-0	0-0-0	
Jan. 1	@Oklahoma*	7-5-0	INJ	INJ	6-4-3	CD	25-16-5	CD	CD	0-0-0	1-1-0	0-0-0	INJ	17-2-2	13-2-0	0-1-0	
Jan. 4	14/16 TEXAS*	2-5-1	INJ	INJ	13-8-1	4-2-0	6-7-1	CD	INJ	INJ	INJ	2-0-1	INJ	21-5-3	9-0-0	INJ	
Jan. 8	@West Virginia*	INJ	10-3-10	INJ	5-6-0	0-5-0	14-8-5	CD	INJ	INJ	6-3-0	0-2-1	INJ	20-5-0	13-5-1	INJ	
Jan. 12	TCU*	INJ	18-3-4	INJ	6-4-1	CD	10-9-1	CD	CD	5-3-0	6-2-0	0-0-0	CD	10-4-2	2-1-0	CD	
Jan. 15	19/19 TEXAS TECH*	10-0-1	7-4-9	INJ	6-3-3	CD	12-6-2	CD	CD	3-2-0	2-3-0	3-2-0	CD	14-7-1	5-1-0	CD	
Jan. 18	@23/22 Texas*	13-3-0	4-1-3	INJ	5-5-1	0-4-0	22-8-1	CD	CD	0-1-0	2-2-0	0-1-0	CD	16-1-2	4-2-0	CD	
Jan. 22	7/7 KANSAS*	0-1-0	16-2-6	INJ	11-3-0	3-1-0	2-4-1	CD	CD	1-0-0	4-2-2	3-2-0	CD	35-4-2	0-0-1	CD	
Jan. 25	@4/4 Baylor*	6-3-2	11-1-4	INJ	2-4-0	0-1-0	6-6-0	CD	CD	4-4-0	2-1-0	2-1-1	0-0-0	13-2-1	3-1-0	CD	
Jan. 29	@Ole Miss	2-3-2	5-2-4	INJ	INJ	2-2-0	20-16-2	CD	CD	0-0-0	0-0-0	7-5-0	CD	18-2-7	2-0-0	CD	
Feb. 2	OKLAHOMA STATE*	6-10-4	12-4-3	INJ	INJ	0-0-0	21-9-1	CD	INJ	0-1-0	5-3-2	3-1-0	CD	22-3-2	2-0-1	CD	
Feb. 5	@TCU*	13-3-3	14-6-6	INJ	INJ	5-1-0	16-10-1	CD	INJ	0-0-0	4-1-0	0-0-0	CD	20-4-3	3-3-0	CD	
Feb. 9	10/10 BAYLOR*	3-4-0	0-2-3	INJ	INJ	2-0-0	17-8-1	CD	INJ	2-1-0	1-3-1	4-2-1	CD	31-3-2	0-2-0	INJ	
Feb. 12	@Iowa State*	9-3-3	16-4-6	INJ	5-5-3	0-1-0	15-9-2	CD	INJ	CD	0-2-0	0-0-0	CD	19-6-3	11-3-0	INJ	
Feb. 14	WEST VIRGINIA*	6-2-1	21-2-3	INJ	4-3-1	0-0-0	17-10-2	CD	INJ	CD	4-0-0	0-3-0	CD	13-6-5	13-1-0	CD	
Feb. 19	@Oklahoma State*	14-4-2	16-4-5	INJ	0-0-0	0-0-0	15-10-4	CD	INJ	9-4-0	2-1-0	2-1-0	CD	16-8-1	5-1-0	CD	
Feb. 22	@5/5 Kansas*	13-4-1	20-3-8	INJ	13-3-1	2-2-0	11-9-0	CD	INJ	2-1-0	2-1-0	0-0-0	CD	13-3-2	7-3-0	CD	
Feb. 26	IOWA STATE*	6-3-4	16-6-4	INJ	2-0-0	CD	12-9-0	CD	INJ	2-0-0	1-0-0	0-0-0	CD	32-2-1	2-2-0	CD	
Feb. 28	@12/12 Texas Tech*	18-5-2	INJ	INJ	14-2-1	CD	11-6-1	CD	INJ	CD	2-1-0	2-1-0	CD	13-3-3	8-3-0	CD	
Mar. 5	OKLAHOMA*	21-4-5	INJ	INJ	2-0-4	CD	22-9-3	CD	INJ	CD	3-0-0	2-2-1	CD	10-3-0	11-3-1	CD	
Mar. 9	vs. West Virginia	6-4-1	8-2-4	INJ	5-2-0	CD	17-4-3	CD	INJ	0-0-0	0-0-0	CD	CD	18-6-1	13-6-0	CD	



## Individual

Category	Kansas State	Opponent
<b>Points Scored</b>	35 - Nijel Pack vs. Kansas (1/22/22)	29 - Ochai Agbaji, Kansas (1/22/22) 29 - Umoja Gibson, Oklahoma (3/5/22)
<b>Field Goals</b>	12 - Nijel Pack vs. Kansas (1/22/22)	11 - Izaiah Brockington, Iowa State (2/12/22)
<b>Field Goals Attempted</b>	19 - Nijel Pack vs. Baylor (2/9/22)	18 - Ochai Agbaji, Kansas (1/22/22)
<b>Highest FG Percentage (min. 5 made)</b>	100.0 (6-of-6) - Mike McGuirl vs. North Dakota (11/28/21) 100.0 (5-of-5) - Ish Massoud vs. Green Bay (12/12/21)	90.0 (9-of-10) - Jonathan Tchamwa Tchatchoua, Baylor (2/9/22)
<b>Highest FG Percentage (min. 10 made)</b>	73.3 (11-of-15) - Nijel Pack vs. Iowa State (2/26/22)	71.4 (10-of-14) - Bryce Thompson, Oklahoma State (2/2/22)
<b>3-Point Field Goals Made</b>	8 - Nijel Pack vs. Kansas (1/22/22)	7 - Alfonso Plummer, Illinois (11/23/21) 7 - Umoja Gibson, Oklahoma (3/5/22)
<b>3-Point Field Goals Attempted</b>	15 - Nijel Pack at West Virginia (1/8/22)	12 - Umoja Gibson, Oklahoma (1/1/22) 12 - Umoja Gibson, Oklahoma (3/5/22)
<b>3-Point Field Goal Percentage (min. 4 made)</b>	100.0 (4-of-4) - Ish Massoud vs. Green Bay (12/12/21)	77.8 (7-of-9) - Alfonso Plummer, Illinois (11/23/21)
<b>Free Throws</b>	14 - Markquis Nowell vs. Iowa State (2/26/22)	11 - Marcus Carr, Texas (1/18/22)
<b>Free Throws Attempted</b>	16 - Markquis Nowell vs. Iowa State (2/26/22)	12 - Marcus Carr, Texas (1/18/22)
<b>Free Throw Percentage (min. 5 made)</b>	100.0 (6-of-6) - Markquis Nowell at Wichita State (12/5/21) 100.0 (5-of-5) - Ish Massoud at Nebraska (12/19/21) 100.0 (6-of-6) - Nijel Pack vs. Texas (1/4/22) 100.0 (6-of-6) - Mark Smith at Texas Tech (2/28/22) 100.0 (5-of-5) - Nijel Pack vs. West Virginia (3/9/22)	100.0 (10-of-10) - Chris Lykes, Arkansas (11/22/21) 100.0 (7-of-7) - Umoja Gibson, Oklahoma (1/1/22)
<b>Offensive Rebounds</b>	5 - Mark Smith vs. Green Bay (12/12/21)	8 - David McCormack, Kansas (1/22/22)
<b>Defensive Rebounds</b>	13 - Mark Smith at Oklahoma (1/1/22) 13 - Mark Smith at Ole Miss (1/29/22)	10 - Timmy Allen, Texas (1/4/22) 10 - Kendall Brown, Baylor (1/25/22)
<b>Total Rebounds</b>	16 - Mark Smith at Oklahoma (1/1/22) 16 - Mark Smith at Ole Miss (1/29/22)	15 - David McCormack, Kansas (1/22/22)
<b>Assists</b>	11 - Markquis Nowell vs. Marquette (12/8/21)	10 - Tyrese Hunter, Iowa State (2/26/22)
<b>Blocked Shots</b>	3 - Carlton Linguard, Jr. at West Virginia (1/8/22)	4 - Dylan Brougham, Omaha (11/17/21)
<b>Steals</b>	7 - Markquis Nowell vs. TCU (1/12/22)	4 - Alonzo Verge, Jr., Nebraska (12/19/21)
<b>Minutes Played</b>	44 - Mark Smith at Iowa State (2/12/22)	40 - Izaiah Brockington, Iowa State (2/12/22)

## Team

K-State High	K-State Low	Category	Opponent High	Opponent Low
84 vs. North Dakota (11/28/21)	49 at Baylor (1/25/22)	<b>Points Scored</b>	102 by Kansas (2/22/22)	42 by North Dakota (11/28/21)
35 vs. North Dakota (11/28/21)	19 3 times	<b>Field Goals</b>	*41 by Kansas (2/22/22)	17 twice
70 at Oklahoma State (2/19/22)	47 vs. Iowa State (2/26/22)	<b>Field Goals Attempted</b>	66 twice	44 by Green Bay (12/12/21)
60.3 vs. North Dakota (11/28/21)	30.2 vs. Ole Miss (1/29/22)	<b>FG Percentage</b>	*64.1 by Kansas (2/22/22)	29.3 by North Dakota (11/28/21)
13 twice	3 vs. Arkansas (11/22/21)	<b>3-Point Field Goals Made</b>	\$15 by Kansas (2/22/22)	1 by UAlbany (12/1/21)
36 vs. Ole Miss (1/29/22)	18 twice	<b>3-Point Field Goals Attempted</b>	37 by Marquette (12/8/21)	15 by Florida A&M (11/10/21)
52.4 vs. Green Bay (12/12/21)	13.6 vs. Arkansas (11/22/21)	<b>3-Point Field Goal Percentage</b>	46.2 by Illinois (11/23/21)	%5.6 by UAlbany (12/1/21)
31 vs. West Virginia (2/14/22)	5 3 times	<b>Free Throws</b>	27 by Arkansas (11/22/21)	1 by Marquette (12/8/21)
39 vs. West Virginia (2/14/22)	7 twice	<b>Free Throws Attempted</b>	34 by Arkansas (11/22/21)	3 by Marquette (12/8/21)
88.9 vs. Illinois (11/23/21)	46.2 at Baylor (1/25/22)	<b>Free Throw Percentage</b>	83.3 by West Virginia (2/14/22)	33.3 by Marquette (12/8/21)
16 twice	2 vs. Iowa State (2/26/22)	<b>Offensive Rebounds</b>	18 by Kansas (1/22/22)	5 by Kansas (2/22/22)
35 vs. North Dakota (11/28/21)	12 at Baylor (1/25/22)	<b>Defensive Rebounds</b>	36 by Ole Miss (1/29/22)	16 by Green Bay (12/12/21)
48 vs. UAlbany (12/1/21)	22 vs. Oklahoma (3/5/22)	<b>Total Rebounds</b>	45 by Kansas (1/22/22)	22 by Green Bay (12/12/21)
25 vs. Arkansas (11/22/21)	9 twice	<b>Fouls</b>	23 twice	9 by North Dakota (11/28/21)
1 6 times	0 25 times	<b>Fouled Out</b>	1 4 times	0 27 times
21 vs. North Dakota (11/28/21)	7 4 times	<b>Assists</b>	23 by Kansas (2/22/22)	7 twice
19 at Nebraska (12/19/21)	^4 vs. Illinois (11/23/21)	<b>Turnovers</b>	18 4 times	6 by Texas (1/4/22)
7 at West Virginia (1/8/22)	0 8 times	<b>Blocked Shots</b>	8 by Iowa State (2/12/22)	0 twice
13 vs. North Dakota (11/28/21)	2 at Texas (1/18/22)	<b>Steals</b>	12 by Nebraska (12/19/21)	2 4 times
46 vs. North Dakota (11/28/21)	10 at Texas Tech (2/28/22)	<b>Points in Paint</b>	42 by Kansas (2/22/22)	16 3 times
25 vs. North Dakota (11/28/21)	2 vs. Ole Miss (1/29/22)	<b>Points off Turnovers</b>	25 by Kansas (2/22/22)	3 by Illinois (11/23/21)
17 vs. Marquette (12/8/21)	2 vs. North Dakota (11/28/21)	<b>2nd Chance Points</b>	19 by Kansas (1/22/22)	0 by Texas Tech (1/15/22)
19 vs. Marquette (12/8/21)	0 twice	<b>Fast Break Points</b>	17 by Omaha (11/17/21)	2 twice
28 3 times	4 twice	<b>Bench Points</b>	39 by Omaha (11/17/21)	2 twice
50 vs. Kansas (1/22/22)	21 at Baylor (1/25/22)	<b>Points/1st Half</b>	53 by Kansas (2/22/22)	20 twice
61.5 twice	25.9 vs. Arkansas (11/22/21)	<b>FG Percentage/1st Half</b>	62.9 by Kansas (2/22/22)	27.8 by Omaha (11/17/21)
47 at Oklahoma (1/1/22)	22 vs. Texas (1/4/22)	<b>Points/2nd Half</b>	49 by Kansas (2/22/22)	22 by North Dakota (11/28/21)
69.0 vs. North Dakota (11/28/21)	22.2 vs. Texas (1/4/22)	<b>FG Percentage/2nd Half</b>	65.5 by Kansas (2/22/22)	28.6 by North Dakota (11/28/21)
13 at Oklahoma State (2/19/22)	12 at Iowa State (2/12/22)	<b>Points/Overtime</b>	16 by Oklahoma State (2/19/22)	6 by Iowa State (2/12/22)
57.1 at Iowa State (2/12/22)	40.0 at Oklahoma State (2/19/22)	<b>FG Percentage/Overtime</b>	62.5 by Oklahoma State (2/19/22)	28.6 by Iowa State (2/12/22)

\*Most in the Bruce Weber era

^Third-fewest in school history and fewest since 2013

%Second-lowest by opponent in school history

\$Ties for the second-most by an opponent in school history



#	PLAYER	Leading Scorer		Leading Rebounder		Assists Leader		Total Dunks		10+ Points		20+ Points		30+ Points		10+ Rebounds		10+ Assists		D-D (Pts/Rebs)		D-D (Pts/Asts)	
		21-22	Career	21-22	Career	21-22	Career	21-22	Career	21-22	Career	21-22	Career	21-22	Career	21-22	Career	21-22	Career	21-22	Career	21-22	Career
00	McGUIRL, Mike	1	14	1	8	7	26	2	6	9	39	1	3	—	—	1	1	—	—	—	—	—	—
1	NOWELL, Markquis	9	9	3	3	20	20	—	—	19	66	3	20	—	3	—	—	3	8	—	—	3	8
2	EDWARDS, Maximus	—	—	—	—	—	—	—	—	—	—	—	—	—	—	—	—	—	—	—	—	—	—
3	MIGUEL, Selton	1	2	4	6	3	10	2	5	10	17	—	—	—	—	1	1	—	—	1	1	—	—
4	LEWIS, Seryee	—	—	—	—	—	—	—	2	—	—	—	—	—	—	—	—	—	—	—	—	—	—
12	LINGUARD, Jr., Carlton	—	—	—	—	—	—	1	1	—	1	—	—	—	—	—	—	—	—	—	—	—	—
13	SMITH, Mark	5	5	22	22	1	1	2	2	23	63	4	10	—	—	6	7	—	—	5	6	—	—
14	HONAS, Drew	—	—	—	—	—	—	—	—	—	—	—	—	—	—	—	—	—	—	—	—	—	—
15	HARRIS, Trey	—	—	—	—	—	—	—	—	—	—	—	—	—	—	—	—	—	—	—	—	—	—
20	EZEAGU, Kaosi	—	—	2	4	—	—	22	34	2	6	—	—	—	—	—	—	—	—	—	—	—	—
21	BRADFORD, Davion	—	4	—	7	—	—	14	46	—	10	—	—	—	—	—	—	—	—	—	—	—	—
22	KASUBKE, Luke	—	—	—	—	—	—	—	—	—	—	—	—	—	—	—	—	—	—	—	—	—	—
23	BROOKS, Jordan	—	—	—	—	—	—	—	—	—	—	—	—	—	—	—	—	—	—	—	—	—	—
24	PACK, Nijel	18	29	3	4	5	17	1	1	28	44	6	9	3	3	—	—	—	—	—	—	—	—
25	MASSOUD, Ish	1	1	1	1	—	—	6	6	11	22	—	1	—	1	—	—	—	—	—	—	—	—
33	LANDERS, Logan	—	—	—	—	—	—	—	—	—	—	—	—	—	—	—	—	—	—	—	—	—	—

+/- Chart / Starting Lineups / Injuries / Top Performances

+/- CHART	SEASON
Nijel Pack	+82
Mark Smith	+59
Ish Massoud	+50
Markquis Nowell	+43
Kaosi Ezeagu	+32
Selton Miguel	+28
Carlton Linguard, Jr.	+5
Jordan Brooks	+3
Drew Honas	0
Trey Harris	-1
Davion Bradford	-2
Logan Landers	-12
Mike McGuirl	-12
Luke Kasubke	-42
Maximus Edwards	—
Seryee Lewis	—

FTs in LAST 5 MINUTES	SEASON	CAREER
Markquis Nowell	33-39	33-39
Nijel Pack	18-21	26-32
Mark Smith	13-22	13-22
Ish Massoud	12-14	12-14
Mike McGuirl	7-17	44-64
Selton Miguel	7-10	21-30
Luke Kasubke	0-0	8-10
Davion Bradford	0-0	5-8
Kaosi Ezeagu	0-0	4-7
Seryee Lewis	0-0	2-5

CHARGES DRAWN	SEASON	CAREER
Mark Smith	6	6
Kaosi Ezeagu	5	11
Luke Kasubke	3	4
Nijel Pack	2	7
Logan Landers	1	1
Selton Miguel	1	1
Markquis Nowell	1	1
Mike McGuirl	1	17

STARTING LINEUP (12)	SEASON	CAREER
Pack, McGuirl, Smith, Massoud, Ezeagu	3-0	2-0
Pack, Miguel, Smith, Massoud, Ezeagu	1-3	1-3
Nowell, McGuirl, Smith, Massoud, Ezeagu	1-1	1-1
Nowell, Miguel, Smith, Massoud, Ezeagu	1-0	1-0
Nowell, Pack, Smith, Massoud, Ezeagu	2-0	2-0
Miguel, Pack, Smith, Massoud, Linguard	0-1	0-1
Nowell, Pack, Miguel, Smith, Massoud	0-2	0-2
Nowell, Pack, Miguel, Smith, Bradford	2-2	2-2
Nowell, Pack, McGuirl, Smith, Linguard	0-1	0-1
Nowell, Pack, McGuirl, Smith, Bradford	4-4	4-4
Pack, McGuirl, Miguel, Smith, Massoud	0-2	0-2
Nowell, Pack, McGuirl, Smith, Massoud	0-1	0-1

GAMES MISSED	SEASON	CAREER
Maximus Edwards	—	31
Seryee Lewis	—	31
Trey Harris	—	13
Carlton Linguard, Jr.	—	7
Selton Miguel	—	5
Jordan Brooks	—	4
Markquis Nowell	—	4
Logan Landers	—	3
Mike McGuirl	—	3
Davion Bradford	—	2
Nijel Pack	—	2
Kaosi Ezeagu	—	2
<b>TOTAL</b>		<b>107</b>

**PLAY HARD CHART	SEASON	CAREER
Mark Smith	201	201
Markquis Nowell	146	146
Mike McGuirl	129	491
Nijel Pack	120	237
Davion Bradford	96	192
Selton Miguel	87	192
Kaosi Ezeagu	80	165
Ish Massoud	72	72
Luke Kasubke	48	81
Carlton Linguard, Jr.	30	47
Logan Landers	12	12
Seryee Lewis	0	15

\*\*A point system based on the number of deflections/blocks, steals, dives, loose balls, offensive rebounds and charges and named in honor of former K-State director of development Wayne McClain who passed away on Oct. 15, 2014.

TOP SCORING PERFORMANCES
35, Nijel Pack vs. Kansas (1/22/22)
32, Nijel Pack vs. Iowa State (2/26/22)
31, Nijel Pack vs. Baylor (2/9/22)
25, Mark Smith at Oklahoma (1/1/22)
22, Markquis Nowell vs. Green Bay (12/12/21)
22, Mark Smith at Texas (1/18/22)
22, Nijel Pack vs. Oklahoma State (2/22/22)
22, Mark Smith vs. Oklahoma (3/5/22)
21, Nijel Pack vs. Texas (1/4/22)
21, Mark Smith vs. Oklahoma State (2/2/22)
21, Mark Smith vs. West Virginia (2/14/22)
21, Mike McGuirl vs. Oklahoma (3/5/22)
20, Nijel Pack at West Virginia (1/8/22)
20, Mark Smith at Ole Miss (1/29/22)
20, Nijel Pack at TCU (2/5/22)
20, Markquis Nowell at Kansas (2/22/22)

TOP REBOUNDING PERFORMANCES
16, Mark Smith at Oklahoma (1/1/22)
16, Mark Smith at Ole Miss (1/29/22)
10, Mark Smith vs. North Dakota (11/28/21)
10, Selton Miguel vs. UAlbany (12/2/21)
10, Mark Smith vs. UAlbany (12/2/21)
10, Mark Smith vs. Green Bay (12/12/21)
10, Mark Smith vs. McNeese (12/21/21)
10, Mike McGuirl vs. Oklahoma State (2/2/22)
10, Mark Smith at TCU (2/5/22)
10, Mark Smith vs. West Virginia (2/14/22)
10, Mark Smith at Oklahoma State (2/19/22)

TOP ASSIST PERFORMANCES
11, Markquis Nowell vs. Marquette (12/8/21)
10, Markquis Nowell vs. McNeese (12/21/21)
10, Markquis Nowell at West Virginia (1/8/22)

TOP 3-POINT FG PERFORMANCES
8, Nijel Pack vs. Kansas (1/22/22)
6, Nijel Pack, twice
5, Nijel Pack vs. UAlbany (12/2/21)
4, Nijel Pack, 5 times
4, Ish Massoud vs. Green Bay (12/12/21)
4, Markquis Nowell, 3 times
4, Mike McGuirl at Oklahoma State (2/19/22)

TOP STEAL PERFORMANCES
7, Markquis Nowell vs. TCU (1/12/22)
5, Markquis Nowell, twice

TOP BLOCK PERFORMANCES
3, Carlton Linguard, Jr., at West Virginia (1/8/22)



01 FLORIDA A&M

Nov. 10, 2021 | Manhattan, Kan. / Bramlage Coliseum

Florida A&M	30	27	—	57
<b>K-STATE</b>	<b>33</b>	<b>34</b>	<b>—</b>	<b>67</b>

► Sophomore reserve **Selton Miguel** scored all 10 of his points in a pivotal stretch in the second half to help propel K-State past Florida A&M, 67-57, in the opener for both teams on Nov. 10 before 5,296 fans at Bramlage Coliseum.

► Miguel, who went scoreless in the first half, caught fire at the right moment in the second half for the Wildcats, which was in a back and forth affair with the Rattlers (0-1). He scored all 10 of his points in a 12-2 run that flipped a one-point deficit (42-43) with 13:28 to play into a 9-point advantage (54-45) with 9:17 remaining. He ignited the pivotal run with a layup that gave K-State the lead for good at 44-43 with 12:49 to play then followed with a jumper for a 5-point lead (48-43) before capping the run with consecutive 3-pointers.

► K-State was able to break open an early back-and-forth contest with a pivotal 10-1 run over a 3-minute span late in the first half. Moments after Pitt State tied the game at 18-all with just over 8 minutes to play before halftime, sophomore **Ish Massoud** ignited the 10-1 run with a pull-up jumper. It was followed by a 3-pointer from junior **Markquis Nowell**, layups by fifth-year **Mark Smith** and Miguel and a 3-pointer by fifth-year senior **Mike McGuire**.

► The run enabled the Wildcats to stretch ahead and build as much as a 13-point lead en route to the victory. The Rattlers led by as many as 4 points on multiple occasions in the first half, and after falling behind by 5 (31-26) right before halftime, surged back ahead moments after halftime.

► K-State relied on its usually strong defense to earn its 23rd win in the last 25 home openers, holding a foe below 60 points for the 104th time under **Bruce Weber**. The Wildcats held the Rattlers to 41.5 percent (22-of-53) shooting, including 20 percent (3-of-15) from 3-point range, and forced 18 turnovers.

► Miguel was joined in double figures by fellow sophomore **Nijel Pack**, who led the team with two points on 6-of-11 field goals, including 4-of-7 from 3-point range, and fifth-year senior **Mark Smith**, who collected 12 points on 4-of-10 shooting and 6 rebounds. Junior **Kaosi Ezeagu** had solid stat line with 7 points, 5 rebounds and 3 assists in just 18 minutes.

► With the win, K-State moved to 92-26 all-time in season openers dating back to 1903, including a 28-3 mark at Bramlage Coliseum. The Wildcats are now 8-2 in season openers under head coach **Bruce Weber**.

FLORIDA A&M (0-1)

No.	Name	PTS	FG	3FG	FT	O	D	R	PF	A	T	S	B	MIN
10	BARRS, Chase	F	0	0-2	0-0	2	7	9	2	0	2	0	1	26
25	JONES, D.J.	F	7	3-9	0-2	2	3	5	4	7	1	1	1	31
01	SPEER, Jalen	G	10	3-9	2-5	2	0	1	1	1	0	4	0	28
02	REAVES, Kamron	G	6	3-9	0-5	0	1	1	1	1	2	3	0	33
03	RANDOLPH, N.J.	G	27	10-17	1-3	6	7	6	7	3	6	3	0	39
34	STAMPS, Legend	A	4	2-2	0-0	1	3	4	0	0	0	0	0	17
13	WILLIAMS, Jamir	O	0	0-1	0-0	1	1	3	4	3	0	2	1	14
00	STEVENS, Dimingus	J	1	0-2	0-2	1	0	0	0	0	0	1	1	6
05	LITTLE, Keith	T	2	1-2	0-0	0	0	0	0	0	0	1	0	6
33	MATHEWS, Richard	O	0	0-0	0-0	0	0	0	0	1	0	0	0	1+
TEAM						1	0	1						
TOTALS		57	22-63	3-15	10-14	8	24	32	19	9	18	4	2	200

	FG	FG%	3FG	3FG%	FT	FT%	Deadball Rebounds: 0, 1
1st Half	11-24	45.8	2-8	25.0	6-9	66.7	Biggest Run: 7 (17:19 1H)
2nd Half	11-29	37.9	1-7	14.3	4-5	80.0	Largest Lead: 4 (13:09 1H)
GAME	22-53	41.5	3-15	20.0	10-14	71.4	Technical Fouls: None

K-STATE (1-0)

No.	Name	PTS	FG	3FG	FT	O	D	R	PF	A	T	S	B	MIN
20	EZEAGU, Kaosi	F	7	1-2	0-0	5-8	2	3	5	2	3	0	0	18
25	MASSOUD, Ismael	F	5	2-5	1-3	0-0	0	3	3	0	1	0	0	26
00	MCGUIRL, Mike	G	3	0-6	0-3	3-4	0	4	2	1	4	2	0	15
13	SMITH, Mark	G	12	4-10	1-3	3-6	1	5	6	2	1	1	0	34
24	PACK, Nijel	G	18	6-11	4-7	2-2	2	1	3	1	3	1	2	31
21	BRADFORD, Davion	S	3	1-2	0-0	1-2	2	1	3	1	0	0	0	14
03	MIGUEL, Selton	O	10	4-6	2-2	0-1	1	6	7	2	1	2	0	23
01	NOWELL, Markquis	G	6	2-5	0-2	2-2	2	2	2	6	2	0	0	23
22	KASUBKE, Luke	S	3	1-3	1-2	0-0	0	0	0	1	0	0	0	14
33	LANDERS, Logan	O	0	0-0	0-0	0-0	0	0	0	0	0	0	0	2
TEAM						1	1	2						
TOTALS		67	21-50	9-22	16-25	9	26	35	16	15	14	5	0	200

	FG	FG%	3FG	3FG%	FT	FT%	Deadball Rebounds: 4, 1
1st Half	9-29	31.0	6-14	42.9	9-12	75.0	Biggest Run: 9 (2:57 1H)
2nd Half	12-21	57.1	3-8	37.5	7-13	53.8	Largest Lead: 13 (3:28 2H)
GAME	21-50	42.0	9-22	40.9	16-25	64.0	Technical Fouls: None

Officials: Doug Simons, Rick Crawford, Blanca Burms  
 Attendance: 5,296 | Start Time: 7:01 p.m. | Game Duration: 2:06  
 FAMU led for 10:27 // K-State led 24:16 // Game was tied for 5:17  
 Lead Changes: 12 // Times Tied: 7

Points From	Off Turnovers	Paint	2nd Chance	Fast Break	Bench
FAMU	11	22	6	5	7
K-State	19	20	9	8	22

02 OMAHA

Nov. 17, 2021 | Manhattan, Kan. / Bramlage Coliseum

Omaha	26	38	—	64
<b>K-STATE</b>	<b>42</b>	<b>37</b>	<b>—</b>	<b>79</b>

► K-State showed a glimpse of its offensive potential, as the Wildcats connected on 50 percent or better from the field in both halves to out-muscle a determined Omaha squad, 79-64, on Nov. 17 at Bramlage Coliseum.

► In a complete reversal of the nail-biter from last season, in which, K-State won 60-58 on a 3-pointer by **Selton Miguel** with 9.7 second remaining, the Wildcats led from start to finish against the Mavericks. K-State led by as many 26 points before Omaha scored 13 of the last 15 points to close the gap.

► K-State was efficient on the offensive end, converting on 52.8 percent (28-of-53) from the field, including 47.4 percent (9-of-19) from 3-point range, and knocking down 14 of 16 free throw attempts. The Wildcats had 18 assists on their 28 made field goals while scoring 34 points in the paint.

► Seven Wildcats had at least 8 points, including four double-digit scorers with 15 points each from sophomores **Ish Massoud** and **Nijel Pack** and 11 for both fifth-year senior **Mark Smith** and junior **Markquis Nowell**. Big men **Kaosi Ezeagu** and **Davion Bradford** combined for 16 points on 8-of-14 shooting. Miguel dished out a team-best 6 assists in his first start of the season.

► The Wildcats connected on 54.8 percent (17-of-31) of their field goals in the first half with 10 assists to build as much as a 21-point lead then followed it by knocking down 50 percent (11-of-22) of their shots in the second half with 8 assists to build as much as the aforementioned 26-point advantage. It marked the first time the team shot better than 50 percent in both halves since a win against Milwaukee on Dec. 11, 2020.

► The defense, which showed promise in the opening win over Florida A&M on November 10, struggled at times against an Omaha team that nearly overcame a 29-point deficit against Ball State. Although the Mavericks shot 34.7 percent (23-of-66) from the field, 11 of their 23 field goals came on 3-pointers, while they took advantage of some sloppy Wildcat turnovers to score 20 points.

► Omaha junior **Kyle Luedtke** came off the bench to lead all scorers with 16 points on 6-of-14 field goals. Five other Mavericks had at least 6 points.

► The win gave K-State a 2-0 start for the seventh time in the last 8 seasons but for the first time since the 2019-20 season. The Wildcats have now started 2-0 under head coach **Bruce Weber** in 8 of his 10 seasons.

OMAHA (1-2)

No.	Name	PTS	FG	3FG	FT	O	D	R	PF	A	T	S	B	MIN
23	FIDLER, Frankie	F	2	1-6	0-1	0-0	0	4	0	4	0	2	0	23
44	POORBAR-CHANDLER, Isaiah	F	4	1-3	0-0	2-2	2	0	2	2	0	1	1	0
00	ROE, Sami	G	8	3-12	2-5	0-0	1	1	2	3	0	0	0	25
22	SMITH, Marco	G	5	2-6	1-2	0-0	0	3	3	6	1	0	0	24
25	LEMETTI, Felix	G	6	2-8	2-8	0-1	2	2	1	4	0	3	0	29
02	HUGHES, Darius	S	8	2-6	0-0	4-5	0	2	2	1	2	2	2	21
03	LUEDTKE, Kyle	F	16	6-14	4-8	0-0	2	1	3	1	3	1	0	26
14	BROUGHTON, Dylan	G	6	3-5	0-0	0-1	2	2	1	0	1	0	0	16
33	AROP, Akol	G	6	2-4	1-1	1-2	1	3	4	1	0	1	1	0
15	FRICKENSTEIN, Grant	O	0	0-0	0-0	0-0	0	0	0	0	0	0	0	2
21	EVANS, Devin	S	3	1-2	1-2	0-0	0	1	1	0	0	0	0	2
TEAM						3	1	4						
TOTALS		64	23-66	11-27	7-11	11	18	29	13	17	11	8	4	200

	FG	FG%	3FG	3FG%	FT	FT%	Deadball Rebounds: 3, 0
1st Half	10-36	27.8	4-12	33.3	2-3	66.7	Biggest Run: 10 (9:09 2H)
2nd Half	13-30	43.3	7-15	46.7	5-8	62.5	Largest Lead: 0
GAME	23-66	34.8	11-27	40.7	7-11	63.6	Technical Fouls: None

K-STATE (2-0)

No.	Name	PTS	FG	3FG	FT	O	D	R	PF	A	T	S	B	MIN
20	EZEAGU, Kaosi	F	8	3-3	0-0	2-2	0	6	6	1	0	1	1	2
25	MASSOUD, Ismael	F	15	5-10	3-6	2-2	0	6	6	2	0	1	0	2
03	MIGUEL, Selton	G	8	4-6	0-1	0-0	0	3	3	1	6	4	1	20
13	SMITH, Mark	G	11	4-5	1-4	3-4	1	7	8	2	2	2	0	25
24	PACK, Nijel	G	15	5-8	3-4	2-2	0	0	0	5	1	1	0	20
00	MCGUIRL, Mike	O	0	0-1	0-0	0-0	1	2	3	3	2	3	1	0
01	NOWELL, Markquis	O	11	2-8	2-5	5-6	0	3	3	1	3	1	2	21
21	BRADFORD, Davion	S	8	4-8	0-0	3-2	5	0	0	1	0	1	0	14
22	KASUBKE, Luke	S	3	1-3	1-2	0-0	0	2	2	2	0	2	0	20
33	LANDERS, Logan	O	0	0-1	0-0	0-0	1	0	1	0	0	0	0	10
14	HONAS, Drew	O	0	0-0	0-0	0-0	0	0	0	0	0	0	0	1+
23	BROOKS, Jordan	O	0	0-0	0-0	0-0	0	0	0	0	0	0	0	0+
TEAM						2	2	4						
TOTALS		79	28-53	9-19	14-16	8	33	41	13	18	16	6	5	200

	FG	FG%	3FG	3FG%	FT	FT%	Deadball Rebounds: 4, 1
1st Half	17-31	54.8	3-8	37.5	5-6	83.3	Biggest Run: 9 (2:57 1H)
2nd Half	11-22	50.0	6-11	54.5	9-10	90.0	Largest Lead: 13 (3:28 2H)
GAME	28-53	52.8	9-19	47.4	14-16	87.5	Technical Fouls: None

Officials: Jamie Luckie, Patrick Adams, Amy Bonner  
 Attendance: 5,259 | Start Time: 7:01 p.m. | Game Duration: 1:49  
 K-State led 39:17 // Game was tied for 0:43  
 Lead Changes: 12 // Times Tied: 7

Points From	Off Turnovers	Paint	2nd Chance	Fast Break	Bench
Omaha	20	22	7	7	39
K-State	19	34	4	12	22

03 13/12 ARKANSAS

Nov. 22, 2021 | Kansas City, Mo. / T-Mobile Center

Arkansas	42	30	—	72
<b>K-STATE</b>	<b>24</b>	<b>40</b>	<b>—</b>	<b>64</b>

► K-State nearly dug itself out of an 18-point deficit with a gritty second-half effort, however, No. 13/12 Arkansas made the right plays down the stretch to hold off the rally in a 72-64 win on Nov. 22 in the semifinals of the Hall of Fame Classic before 9,409 fans at the T-Mobile Center.

► Down by as many as 18 points, including 45-27, just under 2 minutes into the second half, the Wildcats closed to within 62-54 on a pair of free throws by sophomore **Nijel Pack** with 1:53 to play then to 66-60 on a Pack 3-pointer with under a minute to play. However, reserve **Chris Lykes** was a perfect 10-of-10 from the line in the last 1:46 to stave off any further attempts at a comeback



04 14/15 ILLINOIS

Nov. 23, 2021 | Kansas City, Mo. / T-Mobile Center

Illinois	34	38	—	72
<b>K-STATE</b>	31	33	—	64

► No. 14/15 Illinois broke open a tight contest with a decisive 21-7 run midway through the second half, which included five 3-point field goals, to pull away from K-State on Nov. 23 in the consolation game of the Hall of Fame Classic in front of 7,255 at the T-Mobile Center.

► A night after shooting 28.1 percent from the field, including 13.6 percent from 3-point range, in a loss to Cincinnati, the Fighting Illini seemed to make every shot against the Wildcats, as they connected on 52.1 percent (25-of-48) from the field, including 12 makes from 3-point range on 46.2 percent (12-of-26) shooting. Seven of the 12 triples came from senior **Alfonso Plummer**, who finished the night with 21 points on 7-of-9 shooting from long range.

► K-State, on the other hand, couldn't find any offensive rhythm, connecting on just 38.5 percent (25-of-65) from the field, including 28.6 percent (6-of-21) from 3-point range, with just 9 assists on 25 made field goals. After shooting 44.8 percent (13-of-29) to help close the deficit to 34-31 at the half, the team couldn't sustain that output in the second half, shooting just 33.3 percent (12-of-36) from the field, including 23.1 percent (3-of-13) from long range.

► Junior reserve **Markquis Nowell** had his best night as a Wildcat, coming off the bench to score a team-high 19 points on 7-of-15 field goals to go with team-best in rebounds (6) and steals (2) in 25 minutes. He was joined in double figures by sophomores **Nijel Pack** (15) and **Ish Massoud** (13). The trio combined for 47 of the Wildcats' 64 points, as the rest of the team managed just 17 points on 8-of-26 shooting, including 1-of-7 from 3-point range.

► After falling behind by as many as 7 points in the first half, the Wildcats seemed to find some momentum in the early part of the second half, rattling off 6 straight points to open the half for a 37-34 lead and force a timeout by Illinois.

► The Illini responded out of the timeout with 7 straight point to push back ahead, 41-37, at the 16:24 mark, but Massoud went on a 5-0 run himself, including a 3-pointer to give the Wildcats the lead at 42-41 with 14:40 to play.

► However, back-to-back 3-pointers from Plummer and fifth-year senior **Jacob Grandison** started a stretch of 9 straight points by Illinois, which turned into the larger 21-7 run, flipping the 1-point deficit into as much as 13-point advantage. Plummer hit 3 of his game-high 7 3-pointers during this stretch.

ILLINOIS (3-2)

No.	Name	PTS	FG	3FG	FT	O	D	R	PF	A	T	S	B	MIN
23	HAWKINS, Coleman	F	6	2-5	2-5	0	0	4	4	3	3	1	0	25
21	COCKBURN, Kofi	C	23	8-10	4-0	7-13	4	9	13	4	2	4	1	31
01	FRAZIER, Trent	G	0	0-5	0-4	0-0	1	1	3	5	3	0	0	26
05	CURBELL, Andre	G	6	2-5	1-1	1-1	2	3	1	7	2	0	0	20
20	WILLIAMS, Da'Monte	G	3	1-5	1-4	1-1	6	7	1	1	3	0	0	31
03	GRANDISON, Jacob	B	8	3-4	1-1	1-2	2	3	1	0	0	0	0	18
04	PAYNE, Omar	1	0	0-0	1-2	0	1	1	1	0	0	0	0	4
22	HUTCHESON, Austin	A	4	2-4	0-2	0-1	4	4	2	2	1	0	0	21
11	PLUMMER, Alfonso	21	7-10	7-9	0-0	0	0	0	1	0	2	0	0	19
13	BOSMANIS-VERDONK, Benjamin	0	0-0	0-0	0-0	1	0	1	0	0	0	0	0	4
TEAM						1	4	5						
TOTALS		72	25-48	12-26	10-20	9	33	42	18	20	18	2	1	200

	FG	FG%	3FG	3FG%	FT	FT%	Deadball Rebounds: 2,1
1st Half	12-20	60.0	5-12	41.7	5-8	62.5	Biggest Run: 9 (11:26 2H)
2nd Half	13-28	46.4	7-14	50.0	5-12	41.7	Largest Lead: 3 (15:57 2H)
GAME	25-48	52.1	12-26	46.2	10-20	50.0	Technical Fouls: None

K-STATE (2-2)

No.	Name	PTS	FG	3FG	FT	O	D	R	PF	A	T	S	B	MIN
20	EZEAGU, Kaosi	F	4	2-3	0-0	0-0	1	2	3	0	0	1	1	12
25	MASSOUD, Ismael	F	13	4-10	3-5	2-2	0	2	2	1	0	0	0	32
03	MIGUEL, Setlon	G	0	0-4	0-1	0-0	2	2	3	4	0	1	0	18
13	SMITH, Mark	G	4	2-8	0-2	0-0	2	1	3	2	3	1	2	26
24	PACK, Nijel	G	15	6-14	1-4	2-2	0	4	4	2	0	0	0	30
21	BRADFORD, Davion	2	1-1	0-0	0-0	1	2	3	0	0	0	0	0	18
00	MCGUIRL, Mike	5	2-8	1-3	0-0	1	3	4	2	1	0	1	0	22
11	NOWELL, Markquis	19	7-15	1-5	4-5	0	6	6	3	2	1	2	0	25
22	KASUBKE, Luke	2	1-1	0-0	0-0	0	0	0	0	0	0	0	0	7
33	LANDERS, Logan	0	0-1	0-1	0-0	0	0	0	1	0	0	0	0	10
TEAM						0	1	1						
TOTALS		64	25-65	6-21	8-9	5	21	26	20	9	4	1	1	200

	FG	FG%	3FG	3FG%	FT	FT%	Deadball Rebounds: 2,1
1st Half	13-29	44.8	3-8	37.5	2-2	100.0	Biggest Run: 9 (17:54 2H)
2nd Half	12-36	33.3	3-13	23.1	6-7	85.7	Largest Lead: 3 (17:54 2H)
GAME	25-65	38.5	6-21	28.6	8-9	88.9	Technical Fouls: None

Officials: Kipp Kissinger, Kelly Self, Lee Cassell  
 Attendance: 7,255 | Start Time: 6:01 p.m. | Game Duration: 2:07  
 Illinois led for 34:36 // K-State led 4:35 // Game was tied for 0:47  
 Lead Changes: 6 // Times Tied: 1

Points From	Off Turnovers	Paint	2nd Chance	Fast Break	Bench
Illinois	3	24	8	5	34
K-State	23	28	9	6	28

05 NORTH DAKOTA

Nov. 28, 2021 | Manhattan, Kan. / Bramlage Coliseum

North Dakota	20	22	—	42
<b>K-STATE</b>	38	46	—	84

► K-State responded from its consecutive losses to Top 15 opponents earlier in the week with perhaps its most complete effort of the season, as the Wildcats easily dispatched North Dakota, 84-42, on Nov. 28 at Bramlage Coliseum.

► The Wildcats connected on 60.3 percent (35-of-58) of their field goals, including 69 percent (20-of-29) in the second half, to post their first 80-point game since scoring 84 against West Virginia on Jan. 18, 2020. More than half of the 84 points came in the paint (46) with the team dishing out a season-high 21 assists. It marked the first time the Wildcats had shot better than 60 percent since hitting on 62.5 percent (35-of-56) vs. Alabama State on Dec. 11, 2019.

► Five Wildcats scored in double figures for the first time this season led by a game-high 18 points from reserve **Markquis Nowell**, who collected double-figure points for the fourth straight game. Nowell, who hit on 8-of-12 field goals, also added a game-high 5 assists and 5 steals in 22 minutes. Sophomore **Nijel Pack**, who has double figures in all 5 games, scored 16 points on 6-of-10 shooting, including 4-of-8 from 3-point range, while junior **Kaosi Ezeagu** and senior **Mike McGuirl** each added 15 points.

► Fifth-year senior **Mark Smith** registered his second career double-double, including his first as a Wildcat, with 11 points on 5-of-11 field goals, and a game-high 10 rebounds in 26 minutes.

► The defense was equally as potent, as K-State held North Dakota (2-5) to nearly 30 points under their scoring average (70.0 ppg.) on just 29.3 percent (17-of-58) shooting, including 9.7 percent (3-of-31) from 3-point range. The Wildcats harassed the Fighting Hawks into 17 turnovers, including a season-high 13 on steals, while converting those into 25 points. It was the fewest points allowed by the team since holding Alabama State to 41 on Dec. 11, 2019.

► The game was close in the early going before before the Wildcats rattled off a 19-1 run, which included a stretch of 16 straight points, to push the lead to 36-16 after a 3-pointer by McGuirl with 3:53 to play before the half.

► Leading 38-20 at the half, K-State had a strong start to the second half, scoring 16 of the first 20 points to take a 54-24 lead into the media timeout with 11:49 to play. Four Wildcats (Ezeagu, Pack, Nowell, McGuirl) had points in the stretch, including a pair of 3-pointers by Pack.

NORTH DAKOTA (2-5)

No.	Name	PTS	FG	3FG	FT	O	D	R	PF	A	T	S	B	MIN
10	TSARTSIDZE, Tsotne	F	0	0-6	0-3	0-0	2	2	4	2	1	0	0	20
35	SUECKER, Mitchell	F	8	3-9	1-3	1-3	1	4	5	1	2	0	0	23
00	NERO, Caleb	G	2	1-6	0-3	0-0	0	2	2	1	1	1	0	20
11	PANOAN, Bentiu	G	0	0-11	0-5	0-0	1	4	5	1	2	4	2	31
21	IGRANUGO, Ethan	G	0	1-3	0-3	0-2	0	0	0	1	1	1	1	10
02	NORMAN, Matt	0	0-2	0-0	0-0	0	0	0	1	0	1	0	0	9
23	BYNES, Paul	16	7-11	2-5	0-1	0	1	1	1	1	4	3	0	27
03	GRANT, Reid	2	1-7	0-5	0-0	0	4	4	0	0	3	1	0	18
34	MATHEWS, Brian	4	0-0	0-0	4-4	2	1	3	0	0	1	0	0	19
32	HOWARD, Brendan	0	0-1	0-0	0-0	0	1	1	0	1	0	0	0	8
15	DANIELSON, Brady	0	0-2	0-2	0-3	4	0	4	1	0	1	0	0	13
TEAM						1	2	3						
TOTALS		42	17-58	3-31	5-13	11	23	32	9	8	17	7	0	200

	FG	FG%	3FG	3FG%	FT	FT%	Deadball Rebounds: 3,0
1st Half	9-30	30.0	1-15	6.7	1-5	20.0	Biggest Run: 4 (3:14 1H)
2nd Half	8-28	28.6	2-16	12.5	4-8	50.0	Largest Lead: 2 (19:43 1H)
GAME	17-58	29.3	3-31	9.7	5-13	38.5	Technical Fouls: None

K-STATE (3-2)

No.	Name	PTS	FG	3FG	FT	O	D	R	PF	A	T	S	B	MIN
20	EZEAGU, Kaosi	F	15	6-7	0-0	3-6	1	6	7	2	0	3	1	20
25	MASSOUD, Ismael	F	2	1-5	0-1	0-0	0	7	7	2	3	1	2	0
00	MCGUIRL, Mike	G	15	6-6	2-2	1-2	0	3	3	2	5	2	3	31
13	SMITH, Mark	G	11	5-11	1-2	0-0	1	9	10	0	2	0	1	26
24	PACK, Nijel	G	16	10-18	4-8	0-0	3	3	3	2	3	0	0	25
01	NOWELL, Markquis	18	8-12	2-4	0-0	0	2	2	2	2	5	2	0	22
22	KASUBKE, Luke	0	0-2	0-2	0-0	1	1	1	3	0	0	0	0	25
33	LANDERS, Logan	5	2-4	0-0	1-2	1	2	3	2	1	1	1	0	16
12	LINGUARD, Jr., Carlton	2	1-1	0-0	0-0	0	0	0	0	0	0	0	0	4
14	HONAS, Drew	0	0-0	0-0	0-0	0	1	0	0	0	0	0	0	1+
23	BROOKS, Jordan	0	0-0	0-0	0-0	0	0	0	0	0	0	0	0	1+
TEAM						1	2							
TOTALS		84	35-58	9-19	5-10	4	35	39	15	21	12	13	0	200

	FG	FG%	3FG	3FG%	FT	FT%	Deadball Rebounds: 3,0
1st Half	15-29	51.7	6-13	46.2	2-5	40.0	Biggest Run: 16 (5:17 1H)
2nd Half	20-29	69.0	3-6	50.0	3-5	60.0	Largest Lead: 44 (0:20 2H)
GAME	35-58	60.3	9-19	47.4	5-10	50.0	Technical Fouls: None

Officials: John Higgins, Roger Ayers, Keith Kimble  
 Attendance: 4,998 | Start Time: 4:01 p.m. | Game Duration: 1:43  
 K-State led 38:23 // UND led 0:16 // Game was tied for 1:21  
 Lead Changes: 1 // Times Tied: 2

Points From	Off Turnovers	Paint	2nd Chance	Fast Break	Bench
UND	8	16	6	6	22
K-State	25	46	2	10	25

06 UALBANY

Dec. 1, 2021 | Manhattan, Kan. / Bramlage Coliseum

UAlbany	20	23	—	43
<b>K-STATE</b>	29	42	—	71

► K-State once again used its defense to stifle an opponent at Bramlage Coliseum, as the Wildcats held UAlbany to 31.5 percent shooting, including just 5.6 percent from 3-point range, en route to a 71-43 win on Dec. 1.

► Combined with 42 allowed to North Dakota on Sunday, the Wildcats have now held consecutive opponents under 50 points for the first time since 2015, while the 85 combined points in the last 2 games were the fewest since holding Lamar (55) and Alabama-Huntsville (26) to 81 on Nov. 12-13, 2012.

► The Great Danes, which hit on their first 3-point field goal before missing their final 17 attempts, were held to the second-lowest 3-point field goal percentage by an opponent in school history and the lowest since Oklahoma connected on a school-record low 4.8 percent (1-of-21) on Jan. 21, 1993.

► K-State has now held 29 opponents to 50 or less under head coach **Bruce Weber**, while the Wildcats moved to 96-10 all-time under Weber when holding an opponent to 60 points or less.



07 WICHITA STATE

Dec. 5, 2021 | Wichita, Kan. / INTRUST Bank Arena

Wichita State	30	29	—	59
<b>K-STATE</b>	32	33	—	65

► Junior **Markquis Nowell** scored 5 of his team-high 16 points in a late 7-0 run, including a dagger of a 3-pointer with 1:35 to play, that helped lift the Wildcats to a 65-59 win over in-state rival Wichita State on Dec. 5 before 14,488 fans at INTRUST Bank Arena.

► Nowell, who had come off the bench in the first 6 games, drew his first start of the season after starting point guard **Nijel Pack** was ruled out after going down with an injury in practice on Saturday. Nowell kept the Wildcats in the contest with both his scoring and decision-making, as led the way in points (16), rebounds (8) and assists (4) while playing a team-high 35 minutes.

► The first meeting between the schools since 2003 did not disappoint, as the near sold-out crowd saw WSU jump out to an 20-8 lead before K-State rallied to take the lead right before halftime on a 17-4 run. However, the Shockers seized the momentum early in the second half by scoring 14 of the first 19 points before the Wildcats rallied yet again to take a 46-44 with 7:35 remaining.

► All told, the teams battled through 9 lead changes and 9 ties, including 54-all, after freshman **Ricky Council IV** knocked down a 3-pointer with 2:02 to play. Nowell responded with a 3-pointer of his own with 1:35 to play to key the 7-0 run by K-State, as he followed with a pair of free throws before a steal and dunk by senior **Mark Smith** gave the Wildcats a 61-54 lead with 48 seconds.

► K-State held WSU to its lowest point total of the season, allowing just 59 points on 35.2 percent (19-of-54) shooting, including 21.7 percent (5-of-23) from 3-point range. It marked the third straight opponent held under 60 points.

► Nowell was joined in double figures by three other Wildcats, including junior **Kaosi Ezeagu**, who scored 14 points on 5-of-6 field goals to go with 6 rebounds in a season-high 25 minutes. Sophomore **Selton Miguel** chipped in 12 points on 4-of-11 shooting with 6 rebounds and 3 assists off the bench, while senior **Mike McGuirl** added 10 points and team-tying 4 assists.

► Offensively, the Wildcats connected on just 33.9 percent (21-of-62) from the field, including 24 percent (6-of-25) from 3-point range, and hit on 17 of 25 attempts (68 percent) from the free throw line. However, they held the edge in points off turnovers (15-10), points in the paint (28-20), second-chance points (10-3), fast-break points (7-3) and bench points (20-16).

WICHITA STATE (6-2)

No.	Name	PTS	FG	3FG	FT	O	D	R	PF	A	TO	S	B	MIN	
24	UDEZE, Morris	F	19	7-8	0-0	5-7	2	5	7	1	0	1	0	0	32
32	PLEASANT, Joe	F	3	1-2	1-1	0-0	7	7	2	0	1	1	1	20	
00	DENNIS, Dexter	G	6	2-5	0-3	2-2	1	6	7	3	1	1	2	31	
01	ETIENNE, Tyson	G	11	4-20	1-1	2-3	0	1	1	1	3	2	0	34	
03	PORTER, Jr., Craig	G	4	0-0	0-0	4-4	2	2	2	2	1	3	0	18	
04	COUNCIL, IV, Ricky	F	5	2-7	1-2	0-0	1	5	6	3	2	4	0	23	
05	JACKSON, Clarence	O	0-1	0-1	0-0	0-0	3	3	4	0	1	0	0	10	
11	PHOTO, Kenny	F	3	1-5	1-2	0-0	1	0	1	0	0	0	0	17	
22	GRANT, Oua	F	5	1-5	0-2	3-4	0	3	3	5	1	1	1	22	
02	JENKINS, Chance	F	3	1-1	1-1	0-0	0	0	0	0	0	0	0	4	
TEAM						1	1	2							
TOTALS		59	19-54	5-23	16-20	6	33	39	21	8	14	4	5	200	

	FG	FG%	3FG	3FG%	FT	FT%	Deadball Rebounds:
1st Half	9-29	31.0	4-13	30.8	8-9	88.9	5:0
2nd Half	10-25	40.0	1-10	10.0	8-11	72.7	9:17 (21:15 TH)
GAME	19-54	35.2	5-23	21.7	16-20	80.0	Largest Lead: 12 (12:15 TH)

K-STATE (5-2)

No.	Name	PTS	FG	3FG	FT	O	D	R	PF	A	TO	S	B	MIN
20	EZEAGU, Kaosi	F	14	5-6	0-0	4-7	2	4	6	3	0	0	1	25
25	MASSOUD, Ismael	F	2	1-7	0-4	0-0	1	4	5	2	0	1	2	23
00	MCGUIRL, Mike	G	10	3-11	1-7	3-4	0	2	2	2	4	1	0	32
01	NOWELL, Markquis	G	16	4-15	2-7	6-6	1	7	8	3	4	1	1	35
13	SMITH, Mark	G	3	1-5	0-2	1-4	0	7	7	1	0	2	3	30
21	BRADFORD, Davion	O	0-2	0-0	0-0	0-0	0	0	0	0	0	0	0	5
03	MIGUEL, Selton	G	12	4-11	1-3	3-4	3	3	6	0	3	1	0	29
22	KASUBKE, Luke	K	8	3-5	2-2	0-0	0	1	1	2	0	1	0	16
33	LANDERS, Logan	O	0-0	0-0	0-0	0-0	1	0	1	0	0	0	0	3
TEAM						3	4	7						
TOTALS		65	21-62	6-25	17-25	11	32	43	17	11	7	7	2	200

	FG	FG%	3FG	3FG%	FT	FT%	Deadball Rebounds:
1st Half	12-34	35.3	4-15	26.7	4-6	66.7	1:1 (4:59 TH)
2nd Half	9-28	32.1	2-10	20.0	13-19	68.4	Largest Lead: 8 (0:39 2H)
GAME	21-62	33.9	6-25	24.0	17-25	68.0	Technical Fouls: Smith (8:39 1H)

Officials: Terry Oglesby, Byron Jarrett, Doug Simons  
 Attendance: 14,488 | Start Time: 5:05 p.m. | Game Duration: 2:10  
 K-State led for 10:44 // WSU led 25:29 // Game was tied for 3:47  
 Lead Changes: 9 // Times Tied: 9

Points From	Off Turnovers	Paint	2nd Chance	Fast Break	Bench
WSU	10	20	3	3	16
K-State	15	28	10	7	20

08 MARQUETTE

Dec. 8, 2021 | Manhattan, Kan. / Bramlage Coliseum

Marquette	31	33	—	64
<b>K-STATE</b>	30	33	—	63

► Redshirt freshman **Oso Ighodaro** blocked sophomore **Ish Massoud's** shot at the rim with 4 seconds left, as Marquette withstood a late K-State rally to post a 64-63 win in the third edition of the BIG EAST/Big 12 Battle on Dec. 8 before 7,184 fans at Bramlage Coliseum.

► Down 61-54 with 5:42 to play after freshman **Kam Jones** connected on Marquette's 10th 3-point field goal of the game, K-State twice closed to within one point in the last minute of play, lastly on a 3-pointer from the corner by senior **Mike McGuirl** with 19 seconds left to make it 64-63.

► The Wildcats had to foul on 3 straight possessions to put Golden Eagles (8-2) at the free throw line for the 1-and-1 opportunity with 14 seconds, as Jones missed the front end of the free throw to give K-State one last chance to win. With no timeouts, Massoud drove to the basket and attempted to lay the ball off the rim from under the standard but was blocked by Ighodaro with 4 seconds remaining and redshirt freshman **Tyler Kolek** grabbed the rebound.

► Although the Golden Eagles knocked down 11 3-point field goals on the night, it was their inside game in the second half that proved to be the deciding factor, as they scored 16 of their 33 points in the paint and were a combined 10-of-13 from inside the arc after halftime. Jones scored 10 of his team-high 15 points in the second half, including 3 of the team's 4 3-point field goals.

► It was a gutsy effort by K-State, which was without its leading scorer **Nijel Pack** for the second consecutive game and got limited action from fellow sophomore **Selton Miguel**, who was injured in practice on Tuesday.

► The three newcomers – Massoud, fifth-year senior **Mark Smith** and junior **Markquis Nowell** – including 44 of the Wildcats' 63 points with each scoring in double figures and playing better than 32 minutes. The trio also collected 22 of the team's 41 rebounds and 15 of the 18 assists.

► Smith led K-State in scoring for the first time with 17 points on 6-of-13 field goals to go with a team-tying 8 rebounds and 3 assists in 33 minutes, while Massoud broke out of a recent shooting slump with a season-high 16 points on 6-of-14 shooting, including a pair of 3-pointers, and 6 rebounds.

► Nowell nearly posted the school's first triple-double, as he scored 11 points on 5-of-13 field goals with a game-high 11 assists, 8 rebounds and 3 steals.

MARQUETTE (8-2)

No.	Name	PTS	FG	3FG	FT	O	D	R	PF	A	TO	S	B	MIN
10	LEWIS, Justin	F	14	6-14	2-5	0-0	1	8	9	1	5	1	3	33
35	KUATH, Kur	F	8	4-4	0-0	0-0	1	3	4	3	1	1	2	21
01	JONES, Kam	G	15	5-9	4-8	1-3	0	3	3	1	1	0	0	26
22	KOLEK, Tyler	G	0	0-7	0-0	0-0	2	6	8	2	7	3	2	33
32	MORSELL, Darryl	G	8	3-13	2-9	0-0	0	2	2	0	2	4	0	28
04	MITCHELL, Stevie	O	0-1	0-0	0-0	0-0	1	1	0	0	0	0	0	14
05	ELLITTO, Greg	K	8	3-8	2-6	0-0	0	1	1	2	0	1	1	16
12	PROSPER, Olivier-Maxence	F	2	1-1	0-0	0-0	0	4	4	2	1	1	0	15
13	IGHODARO, Oso	F	4	2-3	0-0	0-0	1	3	4	2	1	0	2	19
23	JOPLIN, David	F	2	1-2	0-1	0-0	0	2	2	1	0	0	0	5
02	ELLIS, Emariion	F	3	1-1	1-1	0-0	0	0	0	0	0	0	0	14
TEAM						2	1	3						
TOTALS		64	26-63	11-37	1-3	7	33	40	12	21	11	10	7	200

	FG	FG%	3FG	3FG%	FT	FT%	Deadball Rebounds:
1st Half	12-37	32.4	7-24	29.2	0-0	0.0	8:5 (30 TH)
2nd Half	14-26	53.8	4-13	30.8	1-3	33.3	Largest Lead: 7 (5:42 2H)
GAME	26-63	41.3	11-37	29.7	1-3	33.3	Technical Fouls: None

K-STATE (5-3)

No.	Name	PTS	FG	3FG	FT	O	D	R	PF	A	TO	S	B	MIN
20	EZEAGU, Kaosi	F	2	1-3	0-0	0-0	3	5	8	0	1	0	0	23
25	MASSOUD, Ismael	F	16	6-14	2-6	2-2	0	6	6	2	1	0	1	0
00	MCGUIRL, Mike	G	6	2-7	2-5	0-0	2	3	5	2	2	3	0	29
01	NOWELL, Markquis	G	11	5-13	1-7	0-0	1	7	8	2	11	3	3	37
13	SMITH, Mark	G	17	6-13	1-4	4-7	2	6	8	3	3	0	0	33
03	MIGUEL, Selton	F	2	1-4	0-0	0-0	0	2	2	1	0	3	0	18
21	BRADFORD, Davion	O	9	4-7	0-0	1-1	0	1	1	0	1	0	1	17
22	KASUBKE, Luke	O	0-3	0-2	0-0	0-0	2	2	0	0	1	0	0	10
TEAM						1	0	1						
TOTALS		63	25-64	6-25	7-10	9	32	41	9	18	11	7	1	200

	FG	FG%	3FG	3FG%	FT	FT%	Deadball Rebounds:
1st Half	12-30	40.0	4-10	40.0	2-2	100.0	8:17 (18:40 2H)
2nd Half	13-34	38.2	2-15	13.3	5-8	62.5	Largest Lead: 6 (7:12 1H)
GAME	25-64	39.1	6-25	24.0	7-10	70.0	Technical Fouls: None

Officials: Kipp Kissinger, Ray Natili, Brent Hampton  
 Attendance: 7,148 | Start Time: 8:05 p.m. | Game Duration: 1:54  
 K-State led for 21:07 // MU led 13:57 // Game was tied for 4:56  
 Lead Changes: 9 // Times Tied: 8

Points From	Off Turnovers	Paint	2nd Chance	Fast Break	Bench
MU	10	24	6	2	19
K-State	11	30	17	19	11

09 GREEN BAY

Dec. 12, 2021 | Manhattan, Kan. / Bramlage Coliseum

Green Bay	30	34	—	64
<b>K-STATE</b>	46	36	—	82

► Junior **Markquis Nowell** led three Wildcats in double figures with a season-high 22 points, as Kansas State played perhaps its best all-around offensive game of the season in an 82-64 win over Green Bay on Dec. 12 before 5,437 fans at Bramlage Coliseum.

► K-State connected on 54.9 percent (28-of-51) from the field, including knocking down a season-high 11 3-point field goals on 21 attempts, and were a near perfect 15 of 17 from the free throw line. It marked the first time since an 87-69 win over No. 4 Oklahoma on Jan. 16, 2018, that the Wildcats have shot better than 50 percent from the field, 50 percent from 3-point range and 80 percent from the free throw line in a game.

► With senior **Mike McGuirl** out with the flu and sophomore **Nijel Pack** playing just 14 minutes as he returns from missing two games due to a concussion, K-State relied on its three Division I transfers to lead the way, as Nowell, sophomore **Ish Massoud** and fifth-year senior **Mark Smith** combined for 53 of the 82 points while connecting on 56.7 percent (17-of-30) from the field. The trio also accounted for 17 of the 26 rebounds and 12 of its 17 assists.

► Nowell, who was starting for the third straight game in place of Pack, continued his impressive play against Green Bay after nearly posting the school's first triple-double against Marquette. He collected his first 20-point game as a Wildcat, scoring on his game-high 22 points on 7-of-13 field goals, including 4-of-7 from 3-point range, while adding a game-high 8 assists, 3 rebound and a steal in 34 minutes. He was 2 assists shy of becoming the first player in school history with consecutive points/assists double-doubles.

► Massoud was equally as sharp offensively, posting back-to-back double-digit scoring games with a season-high 17 points on 5-of-5 shooting, including 4-of-4 from beyond the arc, and a 3-of-3 effort from the free throw line. He is the 18th player in school history to go perfect from the field on 5 or more field goals and the second this season (**Mike McGuirl** vs. North Dakota on Nov. 28).

► Smith tallied his third double-double (all coming in the last 5 games) with 14 points on 5-of-12 field goals to go with a career-tying 10 rebounds in 27 minutes, while adding 3 assists on zero turnovers and a pair of steals.

► Three Wildcats (**Selton Miguel**, **Davion Bradford** and **Pack**) each added 6 points.



10 NEBRASKA

Dec. 19, 2021 | Lincoln, Neb. / Pinnacle Bank Arena

Nebraska	27	31	—	58
<b>K-STATE</b>	33	34	—	67

- ▶ K-State turned to its reliable defense to grind out another road victory, as the Wildcats held Nebraska to more than 17 points under its average in a 67-58 win on Dec. 19 before a sold-out crowd of 15,043 fans at Pinnacle Bank Arena.
- ▶ K-State has now won 5 of its last 6 games and opened the year with back-to-back road victories for the first time since the 2017-18 season.
- ▶ With their offense struggling with consistency, the Wildcats turned up their always solid defensive effort in holding the Cornhuskers to their second-fewest points of the season (58) and second-lowest field goal percentage (32.8). The Huskers, who started the game 5-of-10 from 3-point range, missed their final 18 attempts from long range, including all 11 in the second half.
- ▶ K-State has now held 5 of 10 opponents this season under 60 points, including back-to-back on the road (Wichita State and Nebraska).
- ▶ Playing for the first time in more than a decade in Lincoln and the first time in Pinnacle Bank Arena, the Wildcats allowed the Cornhuskers to get in rhythm early, falling behind by as many 10 points, including 25-15 with 8:48 to play. However, the team rattled off 16 straight points as part of a larger 18-2 run to end the opening half to take a 33-27 advantage into the locker room.
- ▶ After Nebraska took the momentum back with 9 straight to open the second half, the squads traded the lead back and forth until a 12-2 run keyed by a 3-pointer from sophomore **Nijel Pack** gave K-State the lead for good with 9:44 remaining. The Huskers made one last run, closing to within 59-55 with 2:41 to play, however, a Pack free throw and a long 3-pointer from fifth-year senior **Mark Smith** ended any further rally.
- ▶ Pack led the way offensively for the Wildcats with 15 points on 5-of-13 field goals, including 2-of-9 from 3-point range, to go with a career-high 8 rebounds, 5 assists and 2 steals, while fellow sophomore **Ish Massoud** added 10 points on 2-of-4 field goals, including 1-of-3 from long range, and a perfect 5-of-5 effort from the free throw line.
- ▶ Big men – junior **Kaosi Ezeagu** and sophomore **Davion Bradford** – had their best games of the season with a combined 18 points and 15 rebounds. Ezeagu finished with a near double-double with 9 points and career-tying 9 rebounds, while Bradford added a season-high 9 points and 5 rebounds.

No.	Name	PTS	FG	3FG	FT	O	D	R	PF	A	TO	S	B	MIN
11	MAYEN, Lat	F	3	1-4	0-3	1-1	2	3	2	0	2	1	1	18
13	WALKER, Derrick	F	6	3-5	0-0	3	6	9	2	1	6	1	1	32
01	VERGE, Jr., Alonzo	G	21	7-14	0-1	7-9	1	4	5	0	5	6	4	35
05	MCGOWENS, Bryce	G	14	4-14	2-8	4-7	3	3	2	0	0	1	3	33
30	TOMINAGA, Kelsey	G	8	3-13	2-10	0-0	4	4	1	0	1	3	0	34
00	WILCHER, C.J.	G	6	1-5	1-4	3-4	1	2	3	1	0	1	2	24
10	WEBSTER, Kobe	O	0-3	0-2	0-0	0-0	0	2	0	0	1	0	1	17
35	ANDRE, Eduardo	O	0-0	0-0	0-1	1	2	3	4	1	1	0	0	7
TEAM						2	4	6						
TOTALS		58	19-58	5-28	15-22	9	27	36	15	9	17	12	3	200

FG	FG%	3FG	3FG%	FT	FT%	Deadball Rebounds: 2.0
1st Half	9-25	36.0	5-17	29.4	4-7	57.1
2nd Half	10-33	30.3	0-11	0-0	11-15	73.3
GAME	19-58	32.8	5-28	17.9	15-22	68.2

Biggest Run: 9 (17:30-2H)  
Largest Lead: 10 (8:48 1H)  
Technical Fouls: None

No.	Name	PTS	FG	3FG	FT	O	D	R	PF	A	TO	S	B	MIN
20	EZEAGU, Kaosi	F	9	3-4	0-0	3-4	4	5	9	1	0	0	1	22
25	MASSOUD, Ismael	F	10	2-4	1-3	5-5	0	4	4	4	0	2	0	20
01	NOWELL, Markquis	G	4	2-11	0-5	0-0	4	4	1	3	5	3	0	25
13	SMITH, Mark	G	6	2-3	2-2	0-0	2	5	7	4	0	6	0	20
24	PACK, Nijel	G	15	5-13	2-9	3-4	1	7	8	1	5	2	2	34
03	MIGUEL, Seltton	G	7	2-10	1-4	2-2	1	3	4	1	1	2	0	29
21	BRADFORD, Davion	9	4-7	0-0	1-2	2	3	5	2	0	1	1	1	14
22	KASUBKE, Luke	2	1-2	0-1	0-0	0-0	0	1	1	1	2	1	1	13
00	MCGUIRL, Mike	5	2-5	0-2	1-1	0	1	1	5	2	0	0	0	20
33	LANDERS, Logan	0	0-0	0-0	0-0	0	0	0	0	0	0	0	0	2
TEAM						0	2	2						
TOTALS		67	23-59	6-26	15-18	10	34	44	20	12	19	9	3	200

FG	FG%	3FG	3FG%	FT	FT%	Deadball Rebounds: 2.0
1st Half	13-33	39.4	2-14	14.3	5-5	100.0
2nd Half	10-26	38.5	4-12	33.3	10-13	76.9
GAME	23-59	39.0	6-26	23.1	15-18	83.3

Biggest Run: 16 (0:40 1H)  
Largest Lead: 10 (0:26 2H)  
Technical Fouls: Massoud (15:03 1H)

Officials: Keith Kimble, Roger Ayers, Brooks Wells  
Attendance: 15,043 | Start Time: 5:01 p.m. | Game Duration: 1:59  
K-State led for 21:00 // Nebraska led 16:31 // Game was tied for 2:29  
Lead Changes: 10 // Times Tied: 4

Points From	Off Turnovers	Paint	2nd Chance	Fast Break	Bench
Nebraska	11	28	6	10	6
K-State	22	34	15	15	23

11 McNEESE

Dec. 21, 2021 | Manhattan, Kan. / Bramlage Coliseum

McNeese	28	31	—	59
<b>K-STATE</b>	35	39	—	74

- ▶ For the second consecutive game, Kansas State used a decisive 18-2 run to end the first half to flip the momentum and carry the Wildcats to a 74-59 win over McNeese on Dec. 21 before 5,223 fans at Bramlage Coliseum in the final game before the holiday break.
- ▶ Junior **Markquis Nowell** and sophomores **Nijel Pack** and **Seltton Miguel** combined for 53 of the Wildcats' 74 points, as Nowell and Pack each scored a game-tying 18 points, while Miguel tied his career-high with 17 off the bench.
- ▶ The Wildcats showed the effects of their second game in 3 days, as upstart Cowboys broke open a 10-all tie with 7 straight points en route to building a 26-17 lead with 5:52 to play before halftime. However, a driving layup by Nowell seemed to spark the home team, as they scored 12 straight points as part of the larger 18-2 run to end the first half and take a 35-28 lead into halftime.
- ▶ Just 2 days earlier in a 67-58 win over Nebraska on Dec. 19 in Lincoln, Neb., K-State used a similar 18-2 run to flip a 10-point deficit into a 33-27 lead at the half. The Wildcats are now 8-0 this season when leading at the half.
- ▶ K-State continued the momentum to start the second half, scoring 12 of the first 16 points in building a 15-point advantage (47-32) with over 15 minutes to play. Twice, the Cowboys closed to within 10 points, including 59-49 with 7:14 remaining, but the Wildcats responded with a 7-0 run to extend the lead to 66-49 with 4:03 to play and end any further rally.
- ▶ After K-State allowed McNeese to score 26 points in the first 14 minutes, the Cowboys had just 33 in the last 26 minutes between the first and second halves. The Wildcats have now held 6 of 11 opponents this season under 60 points, including in consecutive games for the second time.
- ▶ Starting together for the second straight game, the backcourt duo of Nowell and Pack showed their tremendous potential, as they each scored a game-tying 18 points, while Nowell registered his second points/assists double-double of the season with a game-high 10 assists. The transfer joined **Steve Henson**, **Jacob Pullen** and **Angel Rodriguez** as the only Wildcats to post two such double-doubles in school history.
- ▶ Miguel tied his career-high with 17 points off the bench, as he hit on 6-of-9 field goals, including 2-of-3 from 3, and went 3-of-4 from the free throw line.

No.	Name	PTS	FG	3FG	FT	O	D	R	PF	A	TO	S	B	MIN
12	TAYLOR, Kellon	F	2	1-3	0-1	0-2	0	4	0	1	3	1	0	22
35	MEDLEY-BACON, Brendan	C	9	4-9	0-0	1-1	0	5	2	1	1	1	3	30
03	WARREN, Collin	G	8	3-5	2-4	0-0	0	1	1	3	0	1	0	14
05	LEWIS, Myles	G	4	2-5	0-1	0-0	1	0	2	2	0	1	0	22
15	SCOTT, Zach	G	11	4-8	3-6	0-0	0	2	2	0	2	1	0	29
00	ENGLISH, Trae	O	2-10	0-2	0-0	0	2	3	3	2	1	0	0	26
02	MASSIE, JOHNATHAN	O	0-3	0-1	0-0	0-3	3	1	3	1	0	0	0	20
22	FRANCOIS, Harwin	3	1-4	1-4	0-0	1	1	5	1	1	0	0	0	13
18	SHUMATE, Christian	18	8-11	1-1	1-2	3	6	2	1	1	0	0	0	23
11	PASSMORE, Trevor	O	0-0	0-0	0-0	0	0	0	0	0	0	0	0	1+
23	LUCAS, Jonathan	O	0-0	0-0	0-0	0	0	0	0	1	0	1	0	1+
TEAM						3	0	3						
TOTALS		59	25-58	7-20	2-5	7	28	18	13	13	6	3	0	200

FG	FG%	3FG	3FG%	FT	FT%	Deadball Rebounds: 2.0
1st Half	12-26	46.2	2-6	33.3	2-3	66.7
2nd Half	13-32	40.6	5-14	35.7	0-2	0.0
GAME	25-58	43.1	7-20	35.0	2-5	40.0

Biggest Run: 7 (9:37 1H)  
Largest Lead: 21 (5:52 1H)  
Technical Fouls: None

No.	Name	PTS	FG	3FG	FT	O	D	R	PF	A	TO	S	B	MIN
20	EZEAGU, Kaosi	F	0	0-0	0-0	0-0	1	1	1	0	1	0	0	13
25	MASSOUD, Ismael	F	3	1-5	1-3	0-0	1	4	0	1	0	0	0	21
01	NOWELL, Markquis	G	18	5-8	1-4	7-8	0	4	4	1	10	4	2	34
13	SMITH, Mark	G	7	2-5	1-4	2-4	1	9	10	2	2	2	3	29
24	PACK, Nijel	G	18	7-15	4-8	0-0	0	5	5	1	1	0	0	32
03	MIGUEL, Seltton	17	6-9	2-3	3-4	1	3	4	1	0	2	2	0	23
21	BRADFORD, Davion	6	3-5	0-0	2-1	3	3	3	0	0	0	0	0	17
00	MCGUIRL, Mike	5	1-5	1-3	0-2	2	3	1	2	1	1	0	0	21
22	KASUBKE, Luke	0	0-1	0-1	0-0	0	0	0	0	2	2	0	0	10
33	LANDERS, Logan	0	0-0	0-0	0-0	0	0	0	0	0	0	0	0	1+
TEAM						0	0	0						
TOTALS		74	25-53	10-26	14-19	7	27	34	9	17	13	9	0	200

FG	FG%	3FG	3FG%	FT	FT%	Deadball Rebounds: 5.0
1st Half	11-25	44.0	5-13	38.5	8-11	72.7
2nd Half	14-28	50.0	5-13	38.5	6-8	75.0
GAME	25-53	47.2	10-26	38.5	14-19	73.7

Biggest Run: 12 (1:05 1H)  
Largest Lead: 21 (1:05 2H)  
Technical Fouls: None

Officials: Kipp Kissinger, Bret Smith, Craig Murlay  
Attendance: 5,223 | Start Time: 7:01 p.m. | Game Duration: 2:34  
K-State led 25:20 // McN led 11:18 // Game was tied for 3:22  
Lead Changes: 3 // Times Tied: 2

Points From	Off Turnovers	Paint	2nd Chance	Fast Break	Bench
McNeese	13	22	6	11	25
K-State	16	30	8	16	28

12 rv/rv OKLAHOMA

Jan. 1, 2022 | Norman, Okla. / Lloyd Noble Center

Oklahoma	33	38	—	71
<b>K-STATE</b>	22	47	—	69

- ▶ Despite a near historic night for fifth-year senior **Mark Smith**, K-State could not complete a valiant second-half comeback against Oklahoma, as the Sooners held on for a 71-69 win in the Big 12 opener for both teams before 6,777 fans at the Lloyd Noble Center on New Year's Night.
- ▶ Smith collected the first 25-point/15-rebound effort by a Wildcat since All-American **Michael Beasley** in 2008, as he nearly helped the Wildcats climb out of a double-digit deficit. He finished with career-highs for points (25), rebounds (16) and assists (5) while playing nearly 39 minutes.
- ▶ Down by as many as 15 points in the first half, including 14 just minutes into the second half, K-State rallied to tie the game at 65-all on a 3-point field goal by sophomore **Ish Massoud** with 1:03 to play. However, senior **Elijah Harkless** answered out of a Sooner timeout with the go-ahead jumper that gave Oklahoma a 67-65 lead with 35 seconds remaining.
- ▶ Sophomore **Nijel Pack**, who scored 15 of his 17 points in the second half, tried to answer on the next possession, but his 3-pointer was off the back of the rim and was rebounded by Sooner senior **Umofa Gibson**, who was fouled and calmly knocked down a pair of free throws to extend the lead to 69-65 with just 17 seconds left. A jumper by Smith on the next possession pulled the Wildcats to within 69-67 and gave them one last chance with 8 seconds to play, but Gibson sank 2 more free throws to clinch the victory for the Sooners.
- ▶ The loss overshadowed the near historic performance by Smith, who posted the first 25-point/15-rebound effort since Beasley collected 30 points and 15 rebounds against Texas on Feb. 25, 2008. His 16 rebounds were the most in a conference game since Beasley had 17 against Missouri on Feb. 16, 2008. It was Smith's fifth career double-double, including his fourth in the last 8 games.
- ▶ Smith was joined in double figures by Pack, who finished with 17 points, and Massoud, who scored 9 of his 13 points in the second half.
- ▶ After scoring a season-low 22 points on 32 percent (8-of-25) shooting in the first half, K-State erupted for 47 after halftime on 51.9 percent (14-of-27), including 56.3 percent (9-of-16) from 3-point range. For the game, the Wildcats connected on 42.3 percent (22-of-52) of their field goals, including 45.5 percent (10-of-22) from long range, and hit on 88.2 percent (15-of-17) from the line.

No.	Name	PTS	FG	3FG	FT	O	D	R	PF	A	TO	S	B	MIN
01	HILL, Isiah	F	10	4-8	0-2	2-5	3	5	8	2	1	2	0	35
20	ISSANZA, Rick	C	0	0-0	0-0	0-0	1	0	1	0	1	0	0	10
00	GOLDWIRE, Jordan	G	11	4-14	1-4	2-2	2	4	2	3	2	3	2	36
02	GIBSON, Umofa	G	19	4-13	4-12	7-7	1	2	3	2	0	0	0	34
55	HARKLESS, Bijah	G	21	7-12										



13 14/16 TEXAS

Jan. 4, 2022 | Manhattan, Kan. / Bramlage Coliseum

Texas	29	41	—	70
<b>K-STATE</b>	35	22	—	57

- ▶ A short-handed Kansas State fought one of the nation's top-ranked teams down to the end, but No. 14/16 Texas exerted its control with a big 18-2 run to start the second half en route to a 70-57 win in the Wildcats' Big 12 home opener before 6,833 fans at Bramlage Coliseum on Jan. 4.
- ▶ Down head coach **Bruce Weber** and 7 players due to COVID-19 health and safety protocols, the pesky Wildcats with their 8 players, including 7 on scholarship, looked primed to spark the upset, scoring the game's first 7 points and leading 35-29 at the half after connecting on 50 percent (14-of-28) from the field, including 44.4 percent (4-of-9) from 3-point range.
- ▶ However, it was a different story in the second half, as the nation's top-ranked defense (51.9 ppg.) held the Wildcats to just 22 points on 22.2 percent (6-of-27) shooting, including 0-of-9 from 3-point range, while the Longhorn offense scored the first 8 points out of halftime en route to an 18-2 run that built a double-digit lead (47-37) with just over 12 minutes to play.
- ▶ K-State got to within 6 points on 4 occasions down the stretch, including 63-57 after a layup by sophomore **Selton Miguel** with 2:42 to play. However, the stingy defense wouldn't allow any further rally as Texas scored the game's final 7 points en route to the double-digit victory.
- ▶ It marked the first time this season that the Wildcats lost when leading at the half (8-1).
- ▶ Sophomore **Nijel Pack** collected his fourth career 20-point game with a game-high 21 points, including 15 in the opening half where the Wildcats built as much as a 9-point lead. He finished 6-of-12 from the field, including 3-of-7 from 3-point range, and a perfect 6-of-6 from the free throw line to go with 5 rebounds and a team-high 3 assists.
- ▶ Miguel added a near double-double with 13 points on 6-of-13 field goals and a game-high 8 rebounds, while fellow sophomore **Ish Massoud** chipped in 9 points. Fifth-year senior **Mark Smith** finished with 6 points, 7 rebounds and 3 steals before fouling out late in the second half.
- ▶ K-State had 8 available players (Miguel, Pack, Massoud, Smith, senior **Mike McGuirl**, junior **Carlton Linguard, Jr.**, sophomore **Luke Kasubke** and senior walk-on **Drew Honas**), including 7 scholarship players, for the game.

**TEXAS** (12-2, 2-0 Big 12)

No.	Name	PTS	FG	3FG	FT	O	D	R	PF	A	TO	S	B	MIN		
00	ALLEN, Timmy	F	17	6-13	0-1	5	6	4	10	14	2	3	3	1	0	36
32	BISHOP, Christian	F	4	2-2	0-0	0	5	3	1	0	0	1	0	1	16	
33	MITCHELL, Tre	F	2	1-3	0-1	0	0	1	1	0	0	0	0	0	10	
02	CARR, Marcus	G	19	6-14	3-9	4	6	1	6	7	1	5	0	1	37	
03	RAMEY, Courtney	G	14	4-12	3-8	3	4	2	1	3	3	2	2	2	38	
04	DISU, Dylan	N	10	5-7	0-0	0	1	4	5	2	1	0	0	1	22	
13	FEBRES, Jase	F	3	1-3	1-3	0	0	3	3	1	1	0	0	0	16	
05	ASKEW, Devin	F	1	0-1	0-1	1	2	0	0	0	2	1	0	0	20	
30	CUNNINGHAM, Brock	F	0	0-0	0-0	0	0	0	0	0	2	0	0	0	4	
TEAM						2	0	2								
TOTALS		70	25-55	7-23	13-18	10	40	16	15	6	4	3	200			

	FG	FG%	3FG	3FG%	FT	FT%	Deadball Rebounds: 3,1
1st Half	12-31	38.7	5-17	29.4	0-0	0.0	Biggest Run: 10 (12:26 2H)
2nd Half	13-24	54.2	2-6	33.3	13-18	72.2	Largest Lead: 13 (00:34 2H)
GAME	25-55	45.5	7-23	30.4	13-18	72.2	Technical Fouls: None

**K-STATE** (8-5, 0-2 Big 12)

No.	Name	PTS	FG	3FG	FT	O	D	R	PF	A	TO	S	B	MIN	
12	LINGUARD, Jr., Carlton	F	4	1-3	0-1	2-2	1	1	2	4	0	1	0	1	14
25	MASSOUD, Ismael	F	9	2-9	1-4	4-4	0	0	0	1	0	1	0	0	35
03	MIGUEL, Selton	G	13	6-13	0-2	1-4	2	6	8	0	1	1	0	0	33
13	SMITH, Mark	G	6	3-9	0-1	0-1	2	5	7	5	1	2	2	0	33
24	PACK, Nijel	G	21	6-12	3-7	6-6	2	3	5	2	3	0	0	0	37
00	MCGUIRL, Mike	F	2	1-5	0-1	0-0	1	4	5	3	1	1	0	0	28
22	KASUBKE, Luke	F	2	1-4	0-2	0-0	0	0	2	1	1	0	0	0	20
TEAM						0	1	1							
TOTALS		57	20-55	4-18	13-17	8	20	28	17	7	6	3	1	200	

	FG	FG%	3FG	3FG%	FT	FT%	Deadball Rebounds: 0,2
1st Half	14-28	50.0	4-9	44.4	3-5	60.0	Biggest Run: 8 (0:09 1H)
2nd Half	6-27	22.2	0-9	0.0	10-12	83.3	Largest Lead: 9 (6:33 1H)
GAME	20-55	36.4	4-18	22.2	13-17	76.5	Technical Fouls: None

**Officials:** John Higgins, Ray Natli, Amy Bonner  
**Attendance:** 6,833 | **Start Time:** 6:01 p.m. | **Game Duration:** 2:06  
 K-State led for 22:44 // Texas led 15:13 // Game was tied for 2:03  
**Lead Changes:** 3 // **Times Tied:** 2

Points From	Off Turnovers	Paint	2nd Chance	Fast Break	Bench
Texas	6	28	8	5	14
K-State	9	24	8	6	4

14 rv/rv WEST VIRGINIA

Jan. 8, 2022 | Morgantown, W.Va. / WVU Coliseum

West Virginia	27	44	—	71
<b>K-STATE</b>	40	28	—	68

- ▶ K-State played short-handed for the second consecutive Big 12 contest, as the Wildcats once again got off to a fast start in the first half before running out of steam in the second half in dropping a 71-68 decision to West Virginia before 11,919 fans at the WVU Coliseum on Jan. 8.
- ▶ Down head coach **Bruce Weber** and at least 6 players due to COVID-19 health and safety protocols for the second straight game, the Wildcats once again got the start they had been lacking at times during the season, leading by 17 points near the midway point of the first half and 13 at the half.
- ▶ However, in a game similar to one against No. 14/16 Texas, West Virginia used a strong start to second half to slowly chip away at the double-digit deficit. The Mountaineers scored 44 points on 50 percent (16-of-32) shooting in the second half after scoring just 27 points on 32.3 percent (10-of-31) in the first half. WVU grabbed its first lead at 53-50 on a 3-pointer by senior **Sean McNeil** with 8:35 to play then took it for good on a 3-pointer by fifth-year senior **Taz Sherman** just over a minute later. McNeil led all scorers with 26 points.
- ▶ After falling behind 61-53 with just over 6 minutes to play, the Wildcats tried to rally back, closing to 67-65 on a driving layup by junior **Markquis Nowell** with 18 seconds then, after a pair of Mountaineers free throws, got it to within 69-68 on a 3-pointer by sophomore **Ish Massoud** with 5.1 seconds. However, sophomore **Jalen Bridges** knocked down both of his free throws to extend the lead to 71-68 with 4.8 seconds before Nowell's tying 3-pointer from the top of the arc was off the mark at the buzzer.
- ▶ Sophomore **Nijel Pack** led four Wildcats in double figures with a team-high 20 points on 7-of-18 field goals, including 6-of-15 from 3-point range, in playing 33 minutes, while senior **Mark Smith** and Massoud added 14 and 13 points, respectively. Nowell, playing in his first Big 12 game after missing the last 2 games due to COVID-19 health and safety protocols, collected his third points/assists double-double with 10 points and a game-high 10 assists. His 3 such double-doubles are the most by a Wildcat in a career and single season.
- ▶ K-State finished with a season-high 13 made 3-point field goals, but they came on a season-high 34 attempts. Overall, the Wildcats connected on 37.3 percent (25-of-67) shooting, including 38.2 percent (13-of-34) from 3-point range, and made 71.4 percent (5-of-7) from the free throw line.

**WEST VIRGINIA** (12-2, 1-1 Big 12)

No.	Name	PTS	FG	3FG	FT	O	D	R	PF	A	TO	S	B	MIN	
11	BRIDGES, Jalen	F	2	0-2	0-2	2-2	2	2	4	3	0	1	0	0	17
13	COTRELL, Isaiah	F	7	3-11	0-0	1-2	2	2	4	2	1	0	1	39	
00	JOHNSON, Kedrian	G	11	4-9	0-3	3-4	1	5	6	2	3	2	1	30	
12	SHERMAN, Taz	G	14	5-13	2-6	2-2	0	2	2	0	1	1	0	31	
22	MCNEIL, Sean	G	26	9-15	4-6	4-4	1	4	5	2	1	0	0	36	
03	OSABUJHEN, Gabe	F	2	1-3	0-0	0-3	4	8	12	3	1	1	0	28	
05	CARRIGAN, Dimon	F	0	0-1	0-0	0-0	1	1	0	0	1	0	0	4	
10	CURRY, Malik	F	4	2-5	0-2	0-0	0	2	2	0	2	1	0	18	
01	PALULICAP, Pauly	F	0	0-0	0-0	0-0	0	0	0	0	0	0	0	3	
02	JOHNSON, Kobe	F	5	2-4	1-3	0-0	0	0	0	0	1	0	0	5	
TEAM						1	5	6			2				
TOTALS		71	26-63	7-22	12-17	11	31	42	12	9	11	2	5	200	

	FG	FG%	3FG	3FG%	FT	FT%	Deadball Rebounds: 3,1
1st Half	10-31	32.3	2-10	20.0	5-7	71.4	Biggest Run: 8 (15:58 2H)
2nd Half	16-32	50.0	5-12	41.7	7-10	70.0	Largest Lead: 8 (5:49 2H)
GAME	26-63	41.3	7-22	31.8	12-17	70.6	Technical Fouls: None

**K-STATE** (8-6, 0-3 Big 12)

No.	Name	PTS	FG	3FG	FT	O	D	R	PF	A	TO	S	B	MIN	
25	MASSOUD, Ismael	F	13	5-13	3-7	0-0	1	4	5	3	1	2	0	0	33
01	NOWELL, Markquis	G	10	4-11	1-6	1-1	0	3	3	4	10	6	1	0	32
03	MIGUEL, Selton	G	5	2-8	0-0	1-2	2	4	6	4	0	0	0	1	19
13	SMITH, Mark	G	14	5-7	3-4	1-2	1	7	8	3	5	2	3	0	37
24	PACK, Nijel	G	20	7-18	6-15	0-0	1	4	5	2	0	0	1	0	33
21	BRADFORD, Davion	G	4	2-7	0-0	2-2	1	3	2	0	0	0	2	14	
12	LINGUARD, Jr., Carlton	F	0	0-1	0-1	0-0	3	2	5	1	0	1	0	0	19
22	KASUBKE, Luke	F	0	0-2	0-1	0-0	1	1	2	1	0	0	0	0	14
TEAM						1	2								
TOTALS		68	25-67	13-34	5-7	11	28	39	20	17	11	7	7	200	

	FG	FG%	3FG	3FG%	FT	FT%	Deadball Rebounds: 1,0
1st Half	14-31	45.2	9-19	47.4	3-5	60.0	Biggest Run: 12 (15:05 1H)
2nd Half	11-36	30.6	4-15	26.7	2-2	100.0	Largest Lead: 17 (11:29 1H)
GAME	25-67	37.3	13-34	38.2	5-7	71.4	Technical Fouls: Bradford (11:29 1H)

**Officials:** Rick Crawford, James Breeding, Bret Smith  
**Attendance:** 11,919 | **Start Time:** 1:01 p.m. | **Game Duration:** 2:08  
 K-State led for 30:30 // WVU led 7:56 // Game was tied for 1:34  
**Lead Changes:** 3 // **Times Tied:** 2

Points From	Off Turnovers	Paint	2nd Chance	Fast Break	Bench
WVU	9	26	9	12	11
K-State	13	24	7	11	6

15 TCU

Jan. 12, 2022 | Manhattan, Kan. / Bramlage Coliseum

TCU	26	34	—	60
<b>K-STATE</b>	25	32	—	57

- ▶ Junior **Damion Baugh's** 3-point field goal with 11 seconds put the exclamation point on TCU's 8-0 run to end the game, as the Horned Frogs kept Kansas State winless in Big 12 play with a 60-57 come-from-behind victory on Jan. 12 before 5,623 fans at Bramlage Coliseum.
- ▶ Trailing 57-52 after junior **Markquis Nowell's** layup with 1:48 to play, TCU put together an improbable comeback to earn its third straight win at Bramlage Coliseum. Baugh started the run by making his second of 2 free throws with 1:11 to play. Junior **Emanuel Miller** corralled an offensive rebound off a 3-point miss by sophomore **Mike Miles, Jr.**, and scored on a layup to close the gap to 57-55 with 24 seconds.
- ▶ After timeouts by both teams, sophomore **Nijel Pack** was whistled for a travel as he received the in-bound pass with 18 seconds, allowing the Horned Frogs to setup Baugh's game-winning 3-pointer that came off an assist from Miles for a 58-57 lead with 11 seconds to play. K-State had one more chance, but sophomore **Davion Bradford** could not connect on a layup and Miles was able secure the rebounds before being fouled with 1.4 seconds.
- ▶ Miles, who led all scorers with 19 points, knocked down both free throw attempts to finish off the victory. Baugh was the only other Horned Frog in double figures, finishing with 12 points. Miller led all players with 10 rebounds.
- ▶ The loss was the fourth in a row for K-State to start Big 12 play, as the Wildcats dropped their third straight game when leading in the second half. The team has lost 4 games by 3 points or less, while 6 of the 7 losses this season have come by a grand total of 25 points.
- ▶ The loss overshadowed a stellar performance by Nowell, who led three Wildcats in double figures with 18 points on 7-of-12 field goals, including 4-of-7 from 3-point range, to go with a career-high 7 steals, 4 assists and 3 rebounds in 34 minutes. His 7 steals tied for the most by a Wildcat in a conference game and were the most since **LaKeith Humphrey** had 7 against Nebraska on Feb. 11, 1989. Overall, Nowell's 7 steals tied for the third-most in all games and were the most since **Dominique Sutton** had 8 vs. Idaho State on January 3, 2009.
- ▶ Pack and fifth-year senior **Mark Smith** each chipped in 10 points, as Smith had a near double-double with a team-high 9 rebounds.

**TCU** (11-2, 1-1 Big 12)

No.	Name	PTS	FG	3FG	FT	O	D	R	PF	A	TO	S	B	MIN
02	MILLER, Emanuel	F	8	4-5	0-0	0-2	5	10	1	2	0	2	0	32
05	O'BANNON, Charles	F	5	1-5	1-4	2-6	0	2	2	4	1	1	2	21
04	LAMPKIN, Eddie	C	9	3-8	0-0	3-4	3	6	3	0	0	0	2	25
01	MILES, Mike	G	19	6-16	1-6	6-7	1	4	5	2	6	5	1	36
10	BAUGH, Damion	G	12	4-9	3-4	1-2	0	4	4	2	3	4	1	29
00	PEANY, Micah	G	4	2-4	0-0	0-2	3	5	1	2	2	0	0	19



16 19/19 TEXAS TECH

Jan. 15, 2022 | Manhattan, Kan. / Bramlage Coliseum

Texas Tech	28	23	—	51
<b>K-STATE</b>	26	36	—	62

► Fifth-year senior **Mark Smith's** corner 3-pointer with 3:28 remaining sparked a 12-2 run by Kansas State to end the game, as the Wildcats earned their first Big 12 victory of the season in impressive fashion over No. 19/19 Texas Tech on Jan. 15 before 5,971 fans at Bramlage Coliseum.

► The victory not only gave the Wildcats their first win in conference play after 4 narrow defeats, it also snapped a 12-game losing streak in January and a 5-game skid against Top 25 opponents. The team's last win in the month came in a 61-53 victory over Oklahoma on Jan. 29, 2020, while it was the first against a ranked opponent since a 62-57 win over No. 7 Oklahoma on Feb. 23, 2021.

► K-State forced Texas Tech, one of the nation's hottest teams with back-to-back Top 10 wins over No. 6/7 Kansas and top-ranked Baylor, into one of its worst offensive performances of the season. The Wildcats held the Red Raiders to their second-fewest points of the season and 24 points under their scoring average on 39.6 percent (19-of-48) shooting, including 23.5 percent (4-of-17) from 3-point range. They were also forced into 18 turnovers.

► It marked the 100th win under head coach **Bruce Weber** when holding an opponent below 60 points, improving to 100-10 (.909) in his tenure.

► The Wildcat offense, which managed just 26 points in the first half on 35.7 percent (10-of-28) shooting, got into a rhythm in the second half, scoring 36 after the halftime break on 50 percent (14-of-28) shooting. For the game, the team connected on 42.9 percent (24-of-56), including 34.6 percent (9-of-26) from 3-point range. The team got 21 points from its bench.

► Sophomore **Nijel Pack** led 3 Wildcats in double figures with 14 points on 5-of-14 field goals, including a pair of 3-pointers, to go with a team-high 7 rebounds, while Smith and **Mike McGuirl** added 12 and 10 points, respectively.

► Although held in check offensively, junior **Markquis Nowell** found other ways to star for the Wildcats, posting game-high in both assists (9) and steals (5), while adding 7 points and 4 rebounds in 34 minutes.

► It was the 400th victory at Bramlage Coliseum, including the 41st vs. a Top 25 opponent. The Wildcats are now 400-140 (.740) all-time in the arena, which opened prior to the 1988-89 season.

TEXAS TECH (13-4, 3-2 Big 12)

No.	Name	PTS	FG	3FG	FT	O	D	R	PF	A	TO	S	B	MIN
00	OBANOR, Kevin	F	6	2-6	0-3	2-2	0	2	0	2	0	1	21	
11	WILLIAMS, Bryson	F	20	9-15	2-5	0-0	4	4	2	1	1	0	33	
02	WARREN, Davion	G	9	2-5	2-3	3-6	0	3	2	1	0	0	24	
15	MCULLAR, Kevin	G	6	3-9	0-0	1-4	5	4	3	5	1	1	34	
25	ARMS, Adonis	G	2	1-5	0-3	0-0	2	5	7	0	3	1	26	
01	SHANNON, Jr., Terrence	C	2	1-3	0-1	0-0	0	0	3	2	0	0	19	
14	SANTOS-SILVA, Marcus	O	0-2	0-0	0-0	2	2	0	0	1	0	0	14	
04	BATCHO, Daniel	O	0-0	0-0	0-0	0	0	0	0	0	0	0	6	
03	NADOLNY, Clarence	G	1-3	0-2	0-4	1-3	4	0	2	3	1	0	21	
13	WILSON, Mylik	O	0-0	0-0	0-0	0	0	0	0	0	0	0	1	
TEAM						0	3	3						
TOTALS		60	21-53	6-20	12-23	12	30	42	18	14	16	8	3	200

	FG	FG%	3FG	3FG%	FT	FT%	Deadball Rebounds: 2.0
1st Half	11-24	45.8	2-8	25.0	4-6	66.7	Biggest Run: 9 (5:39 1H)
2nd Half	8-24	33.3	2-9	22.2	5-6	83.3	Largest Lead: 8 (2:02 1H)
GAME	19-48	39.6	4-17	23.5	9-12	75.0	Technical Fouls: None

K-STATE (9-7, 1-4 Big 12)

No.	Name	PTS	FG	3FG	FT	O	D	R	PF	A	TO	S	B	MIN
21	BRADFORD, Davion	C	2	1-1	0-0	0-0	0	3	1	0	2	0	1	21
01	NOWELL, Markquis	G	7	2-8	1-4	2-2	1	3	4	1	9	1	5	34
03	MIGUEL, Seltton	G	6	3-10	0-2	0-0	2	1	3	1	3	5	0	27
13	SMITH, Mark	G	12	5-18	2-4	0-1	0	6	6	3	2	3	2	29
24	PACK, Nijel	G	14	5-14	2-9	2-2	5	7	2	1	1	0	0	35
20	EZEAGU, Kaosi	C	3	1-3	0-0	1-2	1	2	1	0	0	0	0	11
25	MASSOUD, Ismael	S	2-5	1-3	0-0	1	1	2	0	0	0	0	0	21
00	McGUIRL, Mike	O	10	4-5	2-3	0-0	0	0	1	2	1	2	1	16
22	KASUBKE, Luke	C	3	1-2	1-1	0-0	0	2	0	0	0	0	0	7
TEAM						3	2	5						
TOTALS		62	24-56	9-26	5-7	9	24	33	12	16	16	9	2	200

	FG	FG%	3FG	3FG%	FT	FT%	Deadball Rebounds: 2.0
1st Half	10-28	35.7	4-12	33.3	2-2	100.0	Biggest Run: 9 (15:20 2H)
2nd Half	14-28	50.0	5-14	35.7	3-5	60.0	Largest Lead: 11 (0:29 2H)
GAME	24-56	42.9	9-26	34.6	5-7	71.4	Technical Fouls: None

Officials: Gerry Pollard, Antimo Petty, Amy Bonner  
 Attendance: 5,971 | Start Time: 11:02 a.m. | Game Duration: 2:02  
 K-State led for 25:29 // Texas Tech led 11:54 // Game was tied for 2:37  
 Lead Changes: 5 // Times Tied: 8

Points From	Off Turnovers	Paint	2nd Chance	Fast Break	Bench
Texas Tech	11	22	0	6	8
K-State	18	20	13	2	21

17 23/22 TEXAS

Jan. 18, 2022 | Austin, Texas / Erwin Center

Texas	35	30	—	65
<b>K-STATE</b>	31	35	—	66

► Sophomore **Nijel Pack's** layup with 1:13 remaining proved to be the game-winner, as Kansas State held No. 23/22 Texas scoreless in the last 3:31 of the game en route to posting a 66-65 win over the Longhorns on Jan. 18 before 11,498 fans at the Frank Erwin Center.

► The victory gave the Wildcats consecutive wins over Top 25 opponents for the first time since posting back-to-back road wins over No. 20 Iowa State and No. 20 Oklahoma in January 2019. It also snapped a 5-game losing streak to the Longhorns and ended their 11-game winning streak in the Erwin Center.

► K-State was led offensively by fifth-year senior **Mark Smith**, who finished with a team-high 22 points on 9-of-14 field goals to go with game-tying 8 rebounds. He was joined in double figures by Pack and senior **Mike McGuirl**, who finished with 16 and 13 points, respectively.

► In a back-and-forth second half, in which, the lead changed hands 7 times, Texas (13-5, 3-3 Big 12) seemed to have gained the upper hand on the back of senior **Marcus Carr**, who scored 19 of his game-high 25 points after halftime. Carr personally out-scored the Wildcats, 9-3, over a more than 2-minute span that gave the Longhorns a 62-58 lead with 5:26 to play. After 2 free throws by Smith, Carr went 1-of-2 from the line and fellow senior transfer **Timmy Allen** added a layup that extended the lead to 65-60 with 3:32 remaining.

► K-State locked in defensively, holding Texas scoreless the rest of the game despite being over the limit, while getting huge baskets from Pack, including the game-winner on a feed from junior **Markquis Nowell** for a 66-65 lead with 1:13 to play after the latter had closed the gap to 65-64 with 2 free throws.

► With 12.4 seconds left, the Longhorns had one more chance, but Carr's jumper rimmed off and Smith grabbed the rebound to secure the victory. Smith's last rebound was symbolic as it helped the Wildcats win the rebounding battle, 32-31, as they improved to 10-1 when out-rebounding their opponent.

► As stout as the defense was in the win, the offense was just as impressive as K-State scored 66 points on the nation's No. 2 scoring defense (54.5), including the most allowed at the Erwin Center this season. The Wildcats connected on 46.3 percent (25-of-54) from the field, including 38.9 percent (7-of-18) from 3-point range, and managed just 10 turnovers.

TEXAS (13-5, 3-3 Big 12)

No.	Name	PTS	FG	3FG	FT	O	D	R	PF	A	TO	S	B	MIN
00	ALLEN, Timmy	F	15	5-6	0-0	5-8	2	4	6	0	0	1	0	37
33	MITCHELL, Tre	F	9	2-4	1-2	4-4	0	1	2	0	2	0	0	11
01	JONES, Andrew	G	5	2-6	0-3	1-2	0	5	3	2	1	0	0	26
02	CARR, Marcus	G	25	6-13	2-5	11-12	1	0	1	3	2	4	0	36
03	RAMEY, Courtney	G	5	2-8	1-5	0-0	1	1	4	0	2	2	0	24
05	ASKEW, Devin	G	4	2-4	0-2	0-0	0	0	2	3	0	1	0	26
30	CUNNINGHAM, Brock	C	0-0	0-0	0-0	0	0	0	0	0	0	0	0	3
32	BISHOP, Christian	C	2	1-2	0-0	0	0	3	3	2	1	2	2	24
04	DISU, Dylan	O	0-3	0-0	0-0	1	1	2	0	0	0	0	0	7
12	FEBRES, Jase	O	0-0	0-0	0-0	0	0	1	0	0	0	0	0	3
12	LICON, Tristen	O	0-1	0-0	0-0	0	0	0	0	0	0	0	0	4
TEAM						2	2	4						
TOTALS		65	20-47	4-17	21-26	10	21	31	20	10	11	5	3	200

	FG	FG%	3FG	3FG%	FT	FT%	Deadball Rebounds: 3.0
1st Half	10-21	47.6	1-5	20.0	14-16	87.5	Biggest Run: 8 (13:52 1H)
2nd Half	10-26	38.5	3-12	25.0	7-10	70.0	Largest Lead: 9 (11:40 1H)
GAME	20-47	42.6	4-17	23.5	21-26	80.8	Technical Fouls: None

K-STATE (10-7, 2-4 Big 12)

No.	Name	PTS	FG	3FG	FT	O	D	R	PF	A	TO	S	B	MIN
21	BRADFORD, Davion	C	2	1-1	0-0	0-0	2	0	2	3	0	0	0	12
01	NOWELL, Markquis	G	4	1-7	0-2	1-2	1	0	1	4	3	4	1	24
03	MIGUEL, Seltton	G	5	2-9	0-1	1-2	1	4	5	2	1	1	1	32
13	SMITH, Mark	G	22	9-14	2-5	2-3	2	6	8	3	2	0	0	34
24	PACK, Nijel	G	16	7-15	2-5	0-1	1	1	1	2	1	0	0	35
00	McGUIRL, Mike	O	13	4-6	3-4	2-2	0	3	3	4	0	0	0	26
20	EZEAGU, Kaosi	O	0-0	0-0	0-0	1	0	1	2	0	0	0	0	6
22	KASUBKE, Luke	O	0-0	0-0	0-0	1	0	1	0	0	0	0	0	8
25	MASSOUD, Ismael	A	4	1-2	0-1	2-2	2	0	3	0	0	0	0	15
12	LINGUARD, Jr., Carlton	O	0-0	0-0	0-0	0-4	2	2	4	0	0	0	0	9
TEAM						2	2	4						
TOTALS		66	25-54	7-18	9-16	12	20	32	23	7	10	2	0	200

	FG	FG%	3FG	3FG%	FT	FT%	Deadball Rebounds: 2.0
1st Half	12-30	40.0	2-10	20.0	5-10	50.0	Biggest Run: 7 (12:11 2H)
2nd Half	13-24	54.2	5-8	62.5	4-6	66.7	Largest Lead: 3 (12:11 2H)
GAME	25-54	46.3	7-18	38.9	9-16	56.3	Technical Fouls: None

Officials: Bert Smith, Michael Greenstein, Patrick Adams  
 Attendance: 11,498 | Start Time: 7:30 p.m. | Game Duration: 2:24  
 K-State led for 5:15 // Texas led 31:42 // Game was tied for 3:03  
 Lead Changes: 9 // Times Tied: 5

Points From	Off Turnovers	Paint	2nd Chance	Fast Break	Bench
Texas	11	16	7	2	6
K-State	10	28	13	0	17

18 7/7 KANSAS

Jan. 22, 2022 | Manhattan, Kan. / Bramlage Coliseum

Kansas	34	44	—	78
<b>K-STATE</b>	50	25	—	75

► No. 7/7 Kansas scored the last 9 points to complete its rally from a 17-point deficit, as the Jayhawks earned a 78-75 victory over Kansas State in the 296th edition of the Dillons Sunflower Showdown on Jan. 22 before a season-best crowd of 9,737 fans at Bramlage Coliseum.

► Senior **Ochai Agbaji** scored the game's last 6 points for Kansas, including the game-winner on a driving layup with 8 seconds left, as sophomore **Nijel Pack's** 3-pointer was off the mark and Agbaji grabbed the rebound before being fouled for the final 2 points from the free throw line. Agbaji led the 4 Jayhawks in double figures with 29 points.

► K-State, which dropped to 1-5 in games decided by 3 points or less this season, led for nearly 37 minutes, including by as many as 17 early in the second half, before Kansas used a dominate second-half performance in the paint to secure its sixth straight win in the series.

► Kansas scored 26 of their 44 second-half points in the paint, including 10 second-chance points on 10 offensive rebounds. For the game, the Jayhawks posted a 45-23 rebounding advantage, which included 18 offensive boards that were converted into 19 second-chance points. The 45 rebounds, 18 offensive boards, 19 second-chance points and 40 paint points were all opponent highs.

► After erupting for 50 points in the opening half on near 60 percent shooting, K-State cooled off in the second half, managing just 25 points on 29.6 percent (8-of-27) shooting, including 25 percent (3-of-12) from 3-point range.

► The comeback by Kansas overshadowed a near-legendary performance by Wildcat sophomore guard Nijel Pack, who scored a career-high 35 points on 12-of-18 field goals, including 8-of-12 from 3-point range, to go with a perfect 3-of-3 effort from the free throw line. The 35 points tied for the seventh-most in a Big 12 game by a Wildcat, while it tied for the fourth-most by a sophomore in school history. It was the most points by a Wildcat against Kansas since **Jacob Pullen's**



19 4/4 BAYLOR

Jan. 25, 2022 | Waco, Texas / Ferrell Center

Baylor	39	35	—	74
<b>K-STATE</b>	21	28	—	49

► K-State could never really recover from an early onslaught by the defending national champions, as No. 4/4 Baylor displayed its immense talents on both ends of the court in earning a 74-49 victory over the Wildcats on Jan. 25 before 8,062 fans at the Ferrell Center.

► K-State, which scored the opening points of the game on a 3-pointer by sophomore **Ish Massoud**, surrendered the next 9 points before falling behind by as many as 21 points in the first half. The Wildcats made some in-roads in the early part of the second half, slicing the lead to 14 points, but that was the closest it would get as the Bears built as much as a 29-point lead.

► For K-State, it was the worst offensive performance of the season, as the Bears stifled the Wildcats at every turn, causing them to post season-lows in 5 categories, including points (49), field goals (19) and field goal percentage (31.7). The team had a season-low 21 points in the opening half on 26.9 percent (7-of-26) from the field, including 15.4 percent (2-of-13) from long range.

► As dominated as Baylor was on the defensive end, the Bears were equally efficient on the offensive end, connecting on an opponent-best 56.9 percent (29-of-51) from the field, including an astonishing 73.3 percent (22-of-30) on baskets inside the 3-point arc. More than half of the team's points came in the paint (38), while they had assists on 21 of their 29 made field goals.

► Sophomore **Nijel Pack** led the way for K-State with 13 points on 4-of-12 field goals, including 2-of-5 from 3-point range, to go with 2 rebounds, 1 assist and 1 steal in 31 minutes. He has now scored in double figure in 16 of 17 games played this season, while he has led in scoring on 11 occasions. Junior **Markquis Nowell** also registered double figures, posting 11 points on 5-of-11 field goals, while adding a team-high 4 assists in 30 minutes. Senior **Mark Smith** led the way on the glass with a team-best 6 rebounds to go with 6 points.

► The Bears, which played without one of their key players in senior **James Akinjo**, were the definition of balance, as 6 players had at least 7 points, including 4 double-digit scorers led by sophomore **L.J. Cryer's** 14 points. Junior **Adam Flagler** scored 13 points to go with a team-tying 5 assists, while junior **Jonathan Tchamwa Tchatchoua** (13 points, 12 rebounds) and freshman **Kendall Broom** (10 points, 11 rebounds) each had double-doubles. In all, they got 25 points from their bench, which was the most of any Big 12 foe.

**BAYLOR** (18-2, 6-2 Big 12)

No.	Name	PTS	FG	3FG	FT	O	D	R	PF	A	TO	S	B	MIN
00	THAMBA, Flo	4	1-2	0-0	2-4	3	0	3	2	0	1	0	3	16
02	BROWN, Kendall	6	1-0	0-0	2-4	1	1	1	1	2	2	0	0	27
24	MAYER, Matthew	8	3-7	0-3	2-2	0	5	5	3	0	2	0	2	25
04	CRYER, L.J.	14	4-12	3-8	3-3	0	2	2	1	4	6	0	1	30
10	FLAGLER, Adam	13	6-10	1-5	0-1	0	0	1	5	2	0	1	2	30
01	SOCHAN, Jeremy	5	2-3	1-2	0-0	1	1	1	2	2	1	2	2	21
03	BONNER, Dale	7	3-4	1-2	0-0	0	0	3	5	1	2	0	2	24
23	TCHAMWA TCHACHOUA, J.	13	6-7	1-1	0-0	5	12	2	1	1	1	1	0	22
14	PAUL, Mitchell	0	0-0	0-0	0-0	1	1	1	0	0	0	0	1	+
20	SACKS, Austin	0	0-0	0-0	0-0	0	0	0	0	0	0	0	0	1+
21	LOVE, Kijana	0	0-1	0-0	0-0	0	0	0	0	0	0	0	0	1+
32	LOVEDAY, Zach	0	0-0	0-0	0-0	0	0	0	0	0	0	0	0	1+
TEAM						1	2	3						
TOTALS		74	29-51	7-21	9-14	11	28	39	16	21	15	7	6	200

1st Half	FG	FG%	3FG	3FG%	FT	FT%	Deadball Rebounds: 3,1
14-27	51.9	5-13	38.5	6-9	66.7		Biggest Run: 9 (15:18 1H)
2nd Half	15-24	62.5	2-8	25.0	3-5	60.0	Largest Lead: 29 (2:18 2H)
GAME	29-51	56.9	7-21	33.3	9-14	64.3	Technical Fouls: Mayer (4:07 1H)

**K-STATE** (10-9, 2-6 Big 12)

No.	Name	PTS	FG	3FG	FT	O	D	R	PF	A	TO	S	B	MIN
25	MASSOUD, Ismael	3	1-7	1-5	0-0	1	0	1	1	0	1	0	0	21
01	NOWELL, Markquis	6	1-5	1-4	0-2	0	1	1	4	3	1	0	0	30
03	MIGUEL, Selton	6	2-1	0-1	0-0	1	3	4	2	0	0	0	0	12
13	SMITH, Mark	6	2-11	1-4	1-3	3	3	6	3	0	1	0	0	31
24	PACK, Nijel	13	4-12	2-5	3-4	1	2	2	1	0	1	0	1	31
00	McGUIRL, Mike	6	3-9	0-4	0-2	1	3	0	2	1	3	0	2	27
21	BRADFORD, Davion	2	1-1	0-0	0-0	1	1	2	0	4	0	0	0	5
12	LINGUARD, Jr., Carlton	0	0-0	0-0	0-0	1	1	2	0	0	0	0	0	7
22	KASUBKE, Luke	2	1-2	0-0	0-0	1	1	1	1	1	1	0	0	15
20	EZEAGU, Kaosi	4	1-2	0-0	2-4	2	4	1	0	1	0	0	0	19
14	HONAS, Drew	0	0-0	0-0	0-0	0	0	0	0	0	0	0	0	0+
23	BROOKS, Jordan	0	0-0	0-0	0-0	0	0	0	0	0	0	0	0	0+
TEAM						4	4	4						
TOTALS		49	19-60	5-23	6-13	16	12	28	15	8	12	6	0	200

1st Half	FG	FG%	3FG	3FG%	FT	FT%	Deadball Rebounds: 3,1
7-26	26.9	2-13	15.4	5-8	62.5		Biggest Run: 6 (18:12 1H)
2nd Half	12-34	35.3	3-10	30.0	1-5	20.0	Largest Lead: 3 (19:18 1H)
GAME	19-60	31.7	5-23	21.7	6-13	46.2	Technical Fouls: Miguel (4:22 1H)

Officials: Terry Oglesby, Tony Padilla, Marques Pettigrew  
 Attendance: 8,062 | Start Time: 7:01 p.m. | Game Duration: 2:03  
 K-State led for 1:36 // Baylor led 37:42 // Game was tied for 0:42  
 Lead Changes: 1 // Times Tied: 0

Points From	Off Turnovers	Paint	2nd Chance	Fast Break	Bench
Baylor	13	38	13	7	25
K-State	12	20	8	4	14

20 OLE MISS

Jan. 29, 2022 | Oxford, Miss. / Black Pavilion

Ole Miss	30	37	—	67
<b>K-STATE</b>	24	32	—	56

► K-State's offense could never find any rhythm, as Ole Miss controlled the paint and made the Wildcats take a near school-record 36 attempts from 3-point range en route to a 67-56 victory on Jan. 29 in the ninth annual Big 12/SEC Challenge before 7,135 fans at The Sandy & John Black Pavilion.

► K-State fell to 3-6 in the Big 12/SEC Challenge and remained winless in 5 road games. The loss was also the fourth straight in the Challenge series.

► Ole Miss, which averaged 2 earlier losses to K-State in the Challenge series, held the Wildcats to a season-low 30.2 percent (19-of-63) shooting from the field, including 30.6 percent (11-of-36) from 3-point range, while allowing just 14 points in the paint, 2 points off turnovers and 2 fast-break points.

► K-State, which played for the most part without starters **Davion Bradford** and **Selton Miguel**, got inspired efforts from fifth-year senior **Mark Smith** and sophomore **Nijel Pack**, who combined for 38 of the Wildcats' 56 points. Smith collected his team-leading fifth double-double of the season with a game-high 20 points and a career-tying 16 rebounds to go with 2 assists and 2 steals in 35 minutes, while Pack added 18 points and a season-high 7 assists.

► It was Smith's eighth career 20-point game, while his 16 boards matched his total at Oklahoma on January 1 and are the most by any Big 12 player this season. Pack hit 6 or more 3-pointers for the third time this season.

► Despite the notable efforts from Smith and Pack, the rest of the Wildcats combined for just 18 points, hitting on just 7-of-32 attempts (21.9 percent) from the field, including 3-of-17 (17.7 percent) from 3-point range.

► Ole Miss matched its impressive performance on the defensive front with an efficient afternoon on offense, connecting 45.1 percent (23-of-51) from the field, including 51.1 percent (17-of-33) from the inside the 3-point arc, and scoring nearly half its points (32) in the paint. The team also knocked 15 of 20 attempts (75 percent) from the line. Freshman **Daeshun Ruffin** led with 17 points.

► K-State's 36 attempts from 3-point range were just one shy of the school record set twice, first in 2005 then again in 2020, and tied for the third-most all-time. The Wildcats did connect on 11 of its 36 attempts from long range, marking the seventh time they had 10 or more made 3-pointers in a game this season, but managed just 8 other baskets inside the 3-point arc.

**OLE MISS** (11-10)

No.	Name	PTS	FG	3FG	FT	O	D	R	PF	A	TO	S	B	MIN
03	BROOKS, Nysier	6	2-5	0-1	2-2	7	9	2	0	3	0	1	1	29
02	RUFFIN, Daeshun	17	6-16	0-1	5-9	1	6	7	1	3	3	1	1	33
11	MURRELL, Matthew	9	3-8	1-4	2-2	0	7	3	2	0	0	1	1	37
14	FAGAN, Tye	9	4-6	0-1	1-1	0	5	5	1	1	1	0	1	21
15	RODRIGUEZ, Luis	6	10-15	2-3	2-2	1	2	3	4	1	1	0	1	22
01	VAN DER HEIJDEN, Eric	3	1-2	1-2	0-0	0	1	1	0	1	0	0	0	11
00	CROWLEY, Austin	5	2-6	1-4	0-0	2	2	2	2	1	1	0	2	21
04	BRAKEFIELD, Jaemyn	8	2-3	1-2	3-4	0	6	6	0	1	0	0	0	26
TEAM						3	0	3						
TOTALS		67	23-51	6-18	15-20	7	36	43	13	11	9	2	5	200

1st Half	FG	FG%	3FG	3FG%	FT	FT%	Deadball Rebounds: 2,0
11-27	40.7	3-9	33.3	5-5	100.0		Biggest Run: 7 (12:30 1H)
2nd Half	12-24	50.0	3-9	33.3	10-15	66.7	Largest Lead: 13 (17:08 2H)
GAME	23-51	45.1	6-18	33.3	15-20	75.0	Technical Fouls: None

**K-STATE** (10-10)

No.	Name	PTS	FG	3FG	FT	O	D	R	PF	A	TO	S	B	MIN
12	LINGUARD, Jr., Carlton	2	1-4	0-1	0-0	1	1	2	3	0	0	1	1	17
00	McGUIRL, Mike	6	2-19	0-4	0-0	1	2	3	2	0	0	0	0	28
01	NOWELL, Markquis	6	5-21	1-6	0-0	1	2	4	4	2	1	0	0	32
13	SMITH, Mark	6	20-61	2-6	6-7	3	13	16	3	2	2	2	0	35
24	PACK, Nijel	6	1-7	0-1	0-0	0	2	2	0	7	0	0	0	37
20	EZEAGU, Kaosi	0	0-1	0-0	0-0	0	0	0	3	0	0	0	0	10
25	MASSOUD, Ismael	2	1-2	0-1	0-0	0	0	1	0	1	0	1	0	15
22	KASUBKE, Luke	7	2-5	2-5	1-1	0	5	3	0	0	1	0	2	24
21	BRADFORD, Davion	0	0-0	0-0	0-0	0	0	0	0	0	0	0	0	2
TEAM						3	0	3						
TOTALS		56	19-63	11-36	7-8	9	24	33	20	15	5	5	2	200

1st Half	FG	FG%	3FG	3FG%	FT	FT%	Deadball Rebounds: 2,0
9-33	27.3	5-19	26.3	1-1	100.0		Biggest Run: 7 (14:04 2H)
2nd Half	10-30	33.3	6-17	35.3	6-7	85.7	Largest Lead: 2 (14:31 2H)
GAME	19-63	30.2	11-36	30.6	7-8	87.5	Technical Fouls: None

Officials: Terry Wymer, Mike Nance, Patrick Evans  
 Attendance: 7,135 | Start Time: 3:01 p.m. | Game Duration: 2:03  
 K-State led for 1:00 // Ole Miss led 34:06 // Game was tied for 4:54  
 Lead Changes: 4 // Times Tied: 2

Points From	Off Turnovers	Paint	2nd Chance	Fast Break	Bench
Ole Miss	4	32	7	7	16
K-State	2	14	6	2	9

21 OKLAHOMA STATE

Feb. 2, 2022 | Manhattan, Kan. / Bramlage Coliseum

Oklahoma State	32	36	—	68
<b>K-STATE</b>	39	32	—	71

► Sophomore **Nijel Pack's** 3-point field goal with 2.2 seconds left proved to be the game-winner, as Kansas State earned a 71-68 victory over Oklahoma State before 5,860 fans at Bramlage Coliseum on Feb. 2.

► In a season defined by close games, in which, the Wildcats have played 7 games decided by one possession, including 6 in Big 12 play, the team was finally able to get the game-winner after heartbreaking losses on the road at Oklahoma and West Virginia and a home to TCU and Kansas.

► Pack's first career game-winner gave him a game-tying 22 points, his seventh career 20-point game and his team-leading fourth this season, while fifth-year senior **Mark Smith** nearly added yet another double-double with 21 points and 9 rebounds. They are the first pair of Wildcats to score 20 or more points in the same game since Jan. 16, 2019. Senior **Mike McGuirl**, who was making his first start in Big 12 play this season, came up big with a career-high 10 rebounds and a team-high 4 assists to go with 6 points.

► In a game marked by 11 lead changes and 9 ties, K-State was able to secure the win on Pack's fourth 3-pointer with 2.2 seconds to help rally the Wildcats from a 5-point deficit with 8:11 to play. In the last 7 minutes alone, there were 5 lead changes and 3 ties. The game-winner was Pack's only made 3-pointer in the



22 rv/rv TCU

Feb. 5, 2022 | Fort Worth, Texas / Schollmaier Arena

TCU	28	35	—	63
<b>K-STATE</b>	35	40	—	75

► Sophomore **Nijel Pack** paced four Wildcats in double figures with a game-high 20 points, as K-State avenged its earlier loss to TCU with a near wire-to-wire 75-63 victory over the Horned Frogs before a raucous crowd of 7,581 fans at Schollmaier Arena on Feb. 5.

► K-State, which has had its share of close games this season, finally jumped out on a Big 12 opponent and didn't let up, leading a TCU squad that had won 3 of its last 4 games, including back-to-back wins over LSU and Oklahoma, for more 38 minutes, including building as much as a 16-point lead.

► TCU led for the first 24 seconds of the game on a basket by junior **Emanuel Miller** before K-State scored the next 8 points to take the lead for good even before the first media timeout. The Wildcats twice built 10-point leads in the opening half before taking a 35-28 lead into halftime.

► The Horned Frogs came out on fire to start the second half, closing the deficit to 39-37 and forcing a timeout by head coach **Bruce Weber** with just under 17 minutes to play. However, a 3-pointer by senior **Mike McGuirl** out of the timeout provided the spark that the Wildcats would need, as they scored 23 of the next 32 points, including a 15-2 run that included contributions from 5 different players, to take a commanding 62-46 lead with 6:55 to play.

► Pack collected his second consecutive 20-point game with a remarkably efficient night, hitting on 7-of-10 field goals, including 3-of-6 from 3-point range, and a 3-of-4 effort from the free throw line. He also added a game-high 4 steals to go with 4 rebounds and 3 assists in 37 minutes.

► Pack was joined in double figures by fifth-year senior **Mark Smith**, who collected his sixth double-double of the season with 16 points and a game-high 10 rebounds, as well as junior **Markquis Nowell** and McGuirl, who added 14 and 13 points, respectively. Nowell dished out a game-high 6 assists to eclipse 100 for the season to go with 6 rebounds, while McGuirl tallied 3 assists, 3 rebounds and 2 steals in his 34 minutes.

► K-State moved to 5-0 this season when McGuirl scores in double figures. McGuirl started his second straight Big 12 game for injured sophomore **Selton Miguel**, who has been out with an ankle injury the last 3 games.

► K-State won the first time this season when being out-rebounded (33-36).

TCU (15-5, 4-4 Big 12)

No.	Name	PTS	FG	3FG	FT	O	D	R	PF	A	TO	S	B	MIN
02	MILLER, Emanuel	F 13	5-8	0-2	3-4	4	4	8	4	2	3	0	1	26
05	O'BANNON, Charles	F 8	3-12	1-8	1-2	2	4	6	1	0	0	1	2	33
04	LAMPKIN, Eddie	C 9	3-7	0-0	3-4	5	1	6	2	3	1	2	0	24
03	FARABELLO, Francisco	G 14	4-11	2-8	4-0	3	3	3	4	2	1	0	3	33
10	BAUGH, Damian	G 17	6-14	3-8	2-8	2	2	4	1	2	5	0	0	39
00	PEAVY, Micah	C 0	0-3	0-0	0-0	3	3	2	2	1	1	0	0	24
12	CORK, Xavier	C 2	1-1	0-0	0-0	0	0	2	0	2	1	0	0	8
21	COLES, Jakobe	C 0	0-0	0-0	0-0	2	2	3	0	0	0	0	0	10
25	DOUMBIA, Souleymane	C 0	0-0	0-0	0-0	0	0	0	0	1	0	0	0	3
TEAM						2	2	4						
TOTALS		63	22-56	6-28	13-22	15	21	36	19	13	14	6	3	200

	FG	FG%	3FG	3FG%	FT	FT%	Deadball Rebounds: 5.0
1st Half	10-27	37.0	5-14	35.7	3-6	50.0	Biggest Run: 6 (3:01-04:2H)
2nd Half	12-29	41.4	1-14	7.1	10-16	62.5	Largest Lead: 2 (19:28-1H)
GAME	22-56	39.3	6-28	21.4	13-22	59.1	Technical Fouls: None

K-STATE (12-10, 4-6 Big 12)

No.	Name	PTS	FG	3FG	FT	O	D	R	PF	A	TO	S	B	MIN
21	BRADFORD, Davion	C 4	2-2	0-0	0-0	1	0	1	4	0	2	0	0	16
00	McGUIRL, Mike	G 13	4-10	3-5	2-2	1	2	3	1	3	1	2	0	34
01	NOWELL, Markquis	G 14	5-15	1-6	3-5	2	4	6	1	6	3	2	0	37
13	SMITH, Mark	G 16	5-12	0-3	6-8	2	8	10	4	1	3	0	0	33
24	PACK, Nijel	G 20	7-10	3-6	3-4	0	4	4	3	3	2	4	0	37
12	LINGUARD, Jr., Carlton	S 5	2-3	0-0	1-1	1	1	2	0	0	0	0	0	13
25	MASSOUD, Ismael	C 3	1-2	1-2	0-0	1	2	3	0	1	0	1	0	19
22	KASUBKE, Luke	C 0	0-2	0-2	0-0	0	0	0	0	0	0	0	0	4
20	EZEAGU, Kaosi	C 0	0-0	0-0	0-0	0	0	0	3	0	1	0	0	7
TEAM						2	3	5						
TOTALS		75	26-56	8-24	15-20	13	23	33	20	13	14	8	1	200

	FG	FG%	3FG	3FG%	FT	FT%	Deadball Rebounds: 4.0
1st Half	14-29	48.3	3-12	25.0	4-6	66.7	Biggest Run: 12 (11:04-2H)
2nd Half	12-27	44.4	5-12	41.7	11-14	78.6	Largest Lead: 16 (6:55-2H)
GAME	26-56	46.4	8-24	33.3	15-20	75.0	Technical Fouls: None

Officials: Ray Natili, Marques Pettigrew, Amy Bonner  
 Attendance: 7,581 | Start Time: 7:01 p.m. | Game Duration: 2:12  
 K-State led for 38:25 // TCU led 0:24 // Game was tied for 1:11  
 Lead Changes: 1 // Times Tied: 1

Points From	Off Turnovers	Paint	2nd Chance	Fast Break	Bench
TCU	13	30	8	12	2
K-State	13	32	12	10	8

23 10/10 BAYLOR

Feb. 9, 2022 | Manhattan, Kan. / Bramlage Coliseum

Baylor	34	41	—	75
<b>K-STATE</b>	34	26	—	60

► Despite a 31-point effort from sophomore **Nijel Pack**, a 19-4 run by No. 10/10 Baylor to start the second half proved to be the difference, as the Bears completed the season sweep of Kansas State with a 75-60 win on Feb. 9 before a crowd of 6,236 fans at Bramlage Coliseum.

► Trailing by as many as 7 points in the first half and knotted at 34-all at the break, Baylor seized control of the momentum and the game with its 19-4 outburst out of halftime, as six different Bear players contributed to the run, including 9 points from senior transfer **James Akinjo**.

► K-State was able to close to within 55-49 with just over 9 minutes remaining on the play of Pack, who scored 9 points in an 11-2 run. However, the Wildcats could not gain any further ground as the balanced Bears finished off the game by scoring 14 of the last 21 points to win their seventh straight in the series.

► The loss spoiled yet another impressive effort from Pack, who collected his second 30-point game of the Big 12 season by hitting on 10-of-19 field goals, including 4-of-9 from 3-point range, and 7-of-10 free throws in just over 35 minutes of action. It was his ninth career game of 20 or more points, including his team-leading sixth this season. He has now scored in double figures in 36 of 45 career games, including 20 of 21 this season.

► With his 3-pointer less than 2 minutes into the game, Pack extended his streak of consecutive games with a triple to 26 games dating back to last season, snapping the school record of 25 set by **Steve Henson** between January 5, 1989 and December 2, 1989. The Big 12 leader in 3-point field goals made (70), he has now knocked down at least 4 triples in 9 games this season.

► Pack was joined in double figures by fifth-year senior **Mark Smith**, who nearly grabbed another double-double with 17 points on 7-of-13 shooting with a game-high 8 rebounds. The duo combined for 48 of the Wildcats' 60 points on 53.1 percent (17-of-32) shooting, including 41.7 percent (5-of-12) from 3-point range, but the rest of the team managed just 12.7 percent on 18.2 percent (4-of-22) shooting, including 0-of-6 from beyond the arc.

► Baylor did most of its damage down low, as the Bears scored 40 of their 75 points in the paint, connecting on 56.8 percent (25-of-44) of their field goals inside the 3-point arc. They also held a 39-31 advantage on the glass, converting 13 offensive rebounds into a 17-9 edge in second-chance points.

BAYLOR (20-4, 8-3 Big 12)

No.	Name	PTS	FG	3FG	FT	O	D	R	PF	A	TO	S	B	MIN
00	THAMBA, Flo	F 4	1-4	0-0	2-2	5	0	2	2	0	0	0	0	15
02	BROWN, Kendall	G 8	4-6	0-0	0-2	1	5	6	4	0	3	2	1	27
24	MAYER, Matthew	G 0	0-5	0-2	0-0	0	5	1	0	1	0	0	0	12
10	FLAGLER, Adam	G 10	4-11	1-6	1-2	1	3	4	2	2	0	0	0	34
11	AKINJO, James	G 15	5-14	1-3	4-4	1	1	2	2	8	3	3	0	35
01	SOCHAN, Jeremy	K 3	3-7	1-4	1-1	2	5	7	1	0	1	1	2	25
23	TCHAMWA TCHACHOUA, J.	21	9-10	1-1	2-3	3	6	2	0	0	0	0	1	25
03	BONNER, Dale	9	3-4	0-1	3-3	0	3	2	4	4	3	0	0	28
TEAM						0	1							
TOTALS		75	29-61	4-17	13-17	13	26	39	16	14	12	9	5	200

	FG	FG%	3FG	3FG%	FT	FT%	Deadball Rebounds: 3.0
1st Half	14-31	45.2	2-9	22.2	4-5	80.0	Biggest Run: 12 (12:46-2H)
2nd Half	15-30	50.0	2-8	25.0	9-12	75.0	Largest Lead: 15 (12:46-2H)
GAME	29-61	47.5	4-17	23.5	13-17	76.5	Technical Fouls: None

K-STATE (12-11, 4-6 Big 12)

No.	Name	PTS	FG	3FG	FT	O	D	R	PF	A	TO	S	B	MIN
21	BRADFORD, Davion	C 1	0-3	0-0	1-2	2	1	3	2	1	0	0	0	17
00	McGUIRL, Mike	G 3	1-3	0-1	1-5	1	3	4	0	4	0	0	0	35
01	NOWELL, Markquis	G 0	0-6	0-1	0-0	0	2	4	3	3	2	0	0	20
13	SMITH, Mark	G 17	7-13	1-3	2-2	1	7	8	3	1	4	0	0	38
24	PACK, Nijel	G 31	10-19	4-9	7-10	1	2	3	1	2	2	3	0	35
12	LINGUARD, Jr., Carlton	C 2	0-1	0-0	2-2	0	0	0	0	0	0	0	0	10
25	MASSOUD, Ismael	C 0	0-3	0-1	0-0	1	1	2	2	0	1	0	0	13
22	KASUBKE, Luke	C 4	2-5	0-3	0-0	1	2	1	1	0	0	0	0	27
20	EZEAGU, Kaosi	C 2	1-1	0-0	0-0	1	0	1	1	0	0	0	0	6
TEAM						3	6							
TOTALS		60	21-54	5-18	13-21	11	20	31	18	8	15	5	3	200

	FG	FG%	3FG	3FG%	FT	FT%	Deadball Rebounds: 4.0
1st Half	12-27	44.4	3-7	42.9	7-10	70.0	Biggest Run: 7 (13:10-1H)
2nd Half	9-27	33.3	2-11	18.2	6-11	54.5	Largest Lead: 7 (8:47-1H)
GAME	21-54	38.9	5-18	27.8	13-21	61.9	Technical Fouls: None

Officials: Gerry Pollard, Roger Ajers, Byron Jarrett  
 Attendance: 6,236 | Start Time: 7:01 p.m. | Game Duration: 2:02  
 K-State led for 15:02 // Baylor led for 21:27 // Game was tied for 3:31  
 Lead Changes: 4 // Times Tied: 5

Points From	Off Turnovers	Paint	2nd Chance	Fast Break	Bench
Baylor	13	40	17	13	38
K-State	13	24	9	7	8

24 rv/rv IOWA STATE

Feb. 12, 2022 | Manhattan, Kan. / Hilton Coliseum

Iowa State	40	23	6	—	69
<b>K-STATE</b>	28	35	12	—	75

► K-State scored 9 of the last 12 points in overtime, including a dagger 3-pointer from the corner by junior **Markquis Nowell**, to complete its 15-point second-half rally against Iowa State, as the Wildcats posted a 75-69 victory over the Cyclones on Feb. 12 before a crowd of 13,477 fans at Hilton Coliseum.

► K-State, which trailed by 15 points just a minute into the second half, used an 18-4 run over a near 9-minute span to take a 60-58 lead on a jumper by sophomore **Ish Massoud** with 4:09 left. ISU responded with a 5-0 run to retake the lead at 63-60 before sophomore **Nijel Pack** tied it at 63-all on his fourth 3-pointer of the day with 2:36 to play. No one was able to score in the last few minutes, as the teams went into overtime for the first time since 2010.

► In overtime, the teams were knotted at 66-all with 2 minutes left before a steal and fast-break layup by fifth-year senior **Mike McGuirl** gave K-State the lead for good at 68-66 with 1:50 to play. After an ISU miss, Nowell hit a 3-pointer from the corner off a feed from fifth-year senior **Mark Smith** to push the lead to 71-66 with just over a minute remaining. A pair of free throws by sophomore **Selton Miguel** and a dunk by Massoud finished off the scoring.

► The 15-point deficit overcome to win represented the second-largest in a road conference game and the most-ever in the Big 12 era, as the only one greater came in a 16-point rally at Oklahoma on Feb. 23, 1993. Overall, it represents the ninth-largest in school history and the largest since rallying from a school-record 21-point deficit to West Virginia on Jan. 9, 2019.

► K-State once again got a brilliant performance from Pack, who led 4 Wildcats in double figures with 19 points on 7-of-10 field goals, including 4-of-5 from 3-point range, to go with 6 rebounds, 3 assists, a career-best 2 blocks and a steal. He was joined in double figures by Nowell and Smith, who finished with 16 and 15 points, respectively, while Massoud had his first double-digit scoring game in more than a month with 11 points off the bench. Nowell had a team-high 6 assists and 3 steals, while Smith grabbed a game-high 9 rebounds.

► The Wildcats are now 5-1 when at least 4 players score in double figures.

► K-State played its first Big 12 regular-season overtime game since Feb. 1, 2017, and first overall since a 60-56 win at UNLV on Nov. 9, 2019. The Wildcats are now 71-46 all-time in overtime games, including 5-5 under head coach **Bruce Weber**. The team is now 10-3 all-time in overtime games vs. ISU.

IOWA STATE (16-9, 3-9 Big 12)

No.	Name	PTS	FG	3FG	FT	O	D	R	PF	A	TO	S	B	MIN



25 WEST VIRGINIA

Feb. 14, 2022 | Manhattan, Kan. / Bramlage Coliseum

West Virginia	42	31	—	73
<b>K-STATE</b>	35	43	—	78

- K-State rallied from a double-digit second-half deficit for the second straight game, as the Wildcats scored 11 straight points during a larger 18-2 run to flip the momentum en route to a 78-73 win over West Virginia on Feb. 14 before a crowd of 5,401 fans at Bramlage Coliseum.
- K-State made yet another improbable comeback by getting multiple players involved, as junior **Markquis Nowell** led four players in double figures with 21 points on 7-of-11 field goals, including 4-of-6 from long range, as the Wildcats moved to 6-1 this season when at least four players score in double figures.
- Nowell was joined in double figures by fifth-year senior **Mark Smith**, who collected his Big 12-leading seventh double-double of the season with 17 points and 10 rebounds, and sophomores **Ish Massoud** and **Nijel Pack**, who each finished with 13 points. Pack had a game-high 5 assists and 6 rebounds.
- K-State, which won for the fourth time in 5 games in February, earned its second victory in 3 days when trailing by double figures in the second half, as West Virginia led 54-44 with 16:12 to play after a 3-pointer by **Isaiah Cottrell**.
- Massoud started the string of 11 consecutive points with a layup at the 15:51 mark that was followed by a pair of free throws by Smith, a layup by Pack and two more throws from Smith before a 1-of-2 effort from the line from **Selton Miguel** gave the Wildcats their first lead at 55-54 with 11:26 remaining.
- Senior **Taz Sherman** briefly gave the Mountaineers the lead again at 56-55 after a pair of free throws at the 11:13 mark, but the Wildcats responded with 7 straight to cap the 18-2 run and forced coach **Bob Huggins** to call a timeout with 7:55 to play. Nowell had 5 of the 7 points in the stretch.
- The lead twice grew to as many as 9 points, including 71-62 after a Massoud free throw at the 4:35 mark, but WVU used an 11-3 run to close the deficit to 74-73 on a Sherman jumper with 2:28 remaining. However, on the next possession, Massoud drew a foul on a 3-point attempt and calmly knocked down all 3 free throws to push the lead back out to 77-73 with 2:02 to play.
- In a physical game in which 44 personal fouls were called, the Wildcats took advantage of their opportunities from the free throw line, converting on 31-of-39 attempts, including 12-of-13 in the first half. The 31 free throws were the most in game since making 36 against South Dakota on Nov. 10, 2015.

**WEST VIRGINIA** (14-11, 3-9 Big 12)

No.	Name	PTS	FG	3FG	FT	O	D	R	PF	A	TO	S	B	MIN
11	BRIDGES, Jalen	F	9	3-8	1-5	2-2	4	6	10	1	0	1	0	37
13	COTTRELL, Isaiah	F	13	5-14	2-4	1-2	0	1	1	1	2	0	0	26
00	JOHNSON, Kedrian	G	15	3-4	1-1	8-9	2	3	5	4	1	2	0	32
12	SHERMAN, Taz	G	23	7-15	1-8	10-10	3	3	2	1	3	1	0	37
22	MCNEEL, Sean	G	5	2-6	1-3	0-0	2	2	3	1	0	2	0	28
02	JOHNSON, Kobe	C	3	1-1	1-1	0-0	0	0	0	0	0	0	0	4
01	PAULICAP, Pauly	C	3	1-2	0-0	1-1	3	4	2	0	0	1	1	8
45	WILSON, Seth	O	0-4	0-0	0-0	3	2	5	2	1	0	1	0	12
10	CURRY, Malik	O	0-2	0-1	0-0	0	1	1	3	1	3	0	0	9
05	CARRIGAN, Dimon	T	2	1-1	0-0	0-0	4	4	4	1	1	0	2	6
TEAM						3	4	7						
<b>TOTALS</b>		<b>73</b>	<b>23-57</b>	<b>7-20</b>	<b>20-24</b>	<b>12</b>	<b>25</b>	<b>37</b>	<b>21</b>	<b>12</b>	<b>10</b>	<b>5</b>	<b>1</b>	<b>200</b>

	FG	FG%	3FG	3FG%	FT	FT%	Deadball Rebounds: 2.1
1st Half	14-32	43.8	4-11	36.4	10-11	90.9	Biggest Run: 7 (2:28 2H)
2nd Half	9-25	36.0	3-9	33.3	10-13	76.9	Largest Lead: 10 (19:13 2H)
GAME	23-57	40.4	7-20	35.0	20-24	83.3	Technical Fouls: Carrigan (4:35 2H)

**K-STATE** (14-11, 6-7 Big 12)

No.	Name	PTS	FG	3FG	FT	O	D	R	PF	A	TO	S	B	MIN
21	BRADFORD, Davion	C	4	0-0	0-0	4-4	0	0	0	3	0	1	0	11
00	MCGUIRL, Mike	G	6	2-6	2-4	0-2	0	2	2	3	1	1	1	0
01	NOWELL, Markquis	G	21	7-11	4-6	3-4	1	2	4	3	0	3	0	33
13	SMITH, Mark	G	17	3-7	1-3	10-11	2	8	10	3	2	3	0	35
24	PACK, Nijel	G	13	4-15	1-6	4-4	2	6	1	5	1	1	1	37
25	MASSOUD, Ismael	G	13	2-8	1-4	8-10	1	1	2	0	1	0	0	24
03	MIGUEL, Selton	C	4	1-2	0-0	2-4	0	3	3	4	1	2	0	18
12	LINGUARD, Jr., Carlton	O	0	0-1	0-0	0-0	0	0	0	1	0	1	0	2
22	KASUBKE, Luke	O	0	0-1	0-1	0-0	1	2	3	0	0	0	0	9
TEAM						3	4	7						
<b>TOTALS</b>		<b>78</b>	<b>19-51</b>	<b>9-24</b>	<b>31-39</b>	<b>10</b>	<b>24</b>	<b>34</b>	<b>21</b>	<b>12</b>	<b>10</b>	<b>5</b>	<b>1</b>	<b>200</b>

	FG	FG%	3FG	3FG%	FT	FT%	Deadball Rebounds: 4.0
1st Half	9-24	37.5	5-14	35.7	12-13	92.3	Biggest Run: 11 (11:26 2H)
2nd Half	10-27	37.0	4-10	40.0	19-26	73.1	Largest Lead: 9 (6:32 2H)
GAME	19-51	37.3	9-24	37.5	31-39	79.5	Technical Fouls: Miguel (4:35 2H)

Officials: John Higgins, Ray Natill, Patrick Adams  
 Attendance: 5,401 | Start Time: 6:01 p.m. | Game Duration: 2:22  
 K-State led for 12:17 // WVU led for 25:43 // Game was tied for 2:00  
 Lead Changes: 4 // Times Tied: 3

Points From	Off Turnovers	Paint	2nd Chance	Fast Break	Bench
WVU	11	16	14	8	8
K-State	14	20	8	12	17

26 OKLAHOMA STATE

Feb. 19, 2022 | Stillwater, Okla. / Gallagher-Iba Arena

Oklahoma State	37	29	16	—	82
<b>K-STATE</b>	35	31	13	—	79

- Sophomore **Avery Anderson III's** 3-pointer with 3.8 seconds proved to be the difference in overtime, as Oklahoma State returned serve after losing a similar game to K-State earlier this month with an 82-79 win over the Wildcats on Feb. 19 before a crowd of 8,976 fans at Gallagher-Iba Arena.
- In K-State's 71-68 win on Feb. 2, sophomore **Nijel Pack** hit a game-winning 3-pointer with 2:2 seconds in regulation.
- K-State had its opportunities to win the game in both regulation and in overtime, but each time OSU made a critical play. The Wildcats scored 7 of the last 8 points to tie the game at 66-all with 1:05 remaining, but was unable to score on the last possession. In overtime, Pack was fouled on a 3-pointer and made all 3 free throws to tie the game at 79-all with 12 seconds before the eventual game-winner by Anderson with 3.8 seconds.
- K-State played in its 10th game decided 5 points or less, as 5 of the 8 Big 12 losses have come by one possession. The Wildcats have now led or been tied in the second half in 6 of those 8 conference losses.
- K-State got what usually is a winning recipe, as 4 players scored in double figures led by 16 points each from junior **Markquis Nowell** and Pack. Fifth-year senior **Mark Smith** collected his Big 12-leading eighth double-double with 15 points and a game-high 10 rebounds and fellow fifth-year **Mike McGuirl** added 14 points. Junior **Kaosi Ezeagu** had 9 points and 4 rebounds off the bench.
- The Wildcats lost for just the second time in 8 games when at least 4 players score in double figures, while they lost for the first time (5-1) when McGuirl registers double figures, including the first time in Big 12 play.
- Despite a number of positives on offense, including tying a season-high with 13 made 3-point field goals and just 9 total turnovers, K-State made just 31.6 percent (12-of-38) of its field goals inside the 3-point arc. For the game, the Wildcats connected on just 35.7 percent (25-of-70) from field, including 40.6 percent (13-of-32) from long range.
- Anderson (20) and teammate **Bryce Thompson** (23) combined for 43 of the Cowboys' 82 points, as the duo connected on 16-of-32 field goals, including 6-of-14 from 3-point range. For the game, OSU hit on 51.9 percent (28-of-54) from the field, including 40.9 percent (9-of-22) from 3-point range.

**OKLAHOMA STATE** (13-13, 6-8 Big 12)

No.	Name	PTS	FG	3FG	FT	O	D	R	PF	A	TO	S	B	MIN
23	SMITH, Tyreek	F	4	1-1	0-0	2-4	0	2	2	0	1	0	0	13
33	MUSSA, Cisse	C	9	2-3	0-0	5-7	3	6	0	0	0	0	0	20
00	ANDERSON III, Avery	G	20	7-15	2-7	4-5	1	6	7	3	3	4	0	31
01	THOMPSON, Bryce	G	23	9-17	4-7	1-3	0	2	0	2	0	1	0	38
13	LIKELEE, Isaac	G	1	0-3	0-0	1-2	1	4	5	1	0	2	0	28
05	WALKER, Rondel	O	0-1	0-1	0-0	1	6	7	1	3	1	1	0	31
14	WILLIAMS, Bryce	C	1-4	1-4	0-0	0	2	2	4	8	4	0	0	24
22	BOONE, Kaleb	H	11	4-4	0-0	3-4	0	1	2	0	0	0	0	15
24	NEWTON, Woody	G	3-4	2-3	1-2	0	1	1	0	0	0	0	0	14
12	MONCRIEFFE, M-A	T	2	1-2	0-0	0-0	2	2	0	0	0	1	0	11
TEAM						2	2	2						
<b>TOTALS</b>		<b>82</b>	<b>28-54</b>	<b>9-22</b>	<b>17-27</b>	<b>8</b>	<b>29</b>	<b>37</b>	<b>13</b>	<b>16</b>	<b>13</b>	<b>2</b>	<b>4</b>	<b>225</b>

	FG	FG%	3FG	3FG%	FT	FT%	Deadball Rebounds: 6.1
1st Half	15-25	60.0	2-7	28.6	5-11	45.5	Biggest Run: 8 (1:51 1H)
2nd Half	8-21	38.1	3-10	30.0	10-14	71.4	Largest Lead: 7 (7:23 1H)
OT	5-8	62.5	4-5	80.0	2-2	100.0	Technical Fouls: None
GAME	28-54	51.9	9-22	40.9	17-27	63.0	

**K-STATE** (14-12, 6-8 Big 12)

No.	Name	PTS	FG	3FG	FT	O	D	R	PF	A	TO	S	B	MIN
21	BRADFORD, Davion	C	2	1-1	0-0	0-0	1	0	1	3	0	1	0	0
00	MCGUIRL, Mike	G	14	5-13	4-7	0-0	2	4	3	2	1	0	0	38
01	NOWELL, Markquis	G	16	4-13	3-9	5-6	0	4	3	5	3	3	0	35
13	SMITH, Mark	G	15	5-13	2-4	3-4	0	8	10	4	4	0	2	39
24	PACK, Nijel	G	16	4-16	3-10	5-6	3	5	8	1	1	3	0	42
03	MIGUEL, Selton	O	0-3	0-0	0-0	0	0	0	0	0	0	0	0	11
12	LINGUARD, Jr., Carlton	O	0-0	0-0	0-0	0	0	0	0	0	0	0	0	1
25	MASSOUD, Ismael	G	5	2-4	1-2	0-0	1	0	1	1	0	1	0	14
22	KASUBKE, Luke	O	2	1-1	0-0	0-0	1	1	0	0	0	1	0	6
20	EZEAGU, Kaosi	G	9	3-6	0-0	3-4	4	4	4	0	1	0	1	15
TEAM						2	3	5						
<b>TOTALS</b>		<b>79</b>	<b>25-70</b>	<b>13-32</b>	<b>16-20</b>	<b>16</b>	<b>22</b>	<b>38</b>	<b>19</b>	<b>12</b>	<b>9</b>	<b>9</b>	<b>1</b>	<b>225</b>

	FG	FG%	3FG	3FG%	FT	FT%	Deadball Rebounds: 3.0
1st Half	12-32	37.5	7-19	36.8	4-5	80.0	Biggest Run: 5 (17:27 1H)
2nd Half	11-33	33.3	4-10	40.0	5-8	62.5	Largest Lead: 3 (11:54 1H)
OT	2-5	40.0	2-3	66.7	7-7	100.0	Technical Fouls: Smith (1:28 1H)
GAME	25-70	35.7	13-32	40.6	16-20	80.0	

Officials: Gerry Pollard, Darron George, Michael Greenstein  
 Attendance: 8,976 | Start Time: 1:01 p.m. | Game Duration: 2:29  
 K-State led for 4:09 // OSU led for 35:15 // Game was tied for 5:00  
 Lead Changes: 10 // Times Tied: 11

Points From	Off Turnovers	Paint	2nd Chance	Fast Break	Bench
OSU	12	30	8	13	25
K-State	13	22	7	5	16

27 5/5 KANSAS

Feb. 22, 2022 | Lawrence, Kan. / Allen Fieldhouse

Kansas	53	49	—	102
<b>K-STATE</b>	43	40	—	83

- No. 5/5 Kansas connected on better than 60 percent from the field in both halves, as the Jayhawks captured the 297th edition of the Dillons Sunflower Showdown with an 102-83 win on Feb. 22 before a sold-out crowd of 16,300 at Allen Fieldhouse.
- Kansas was simply spectacular on offense, connecting on 64.1 percent (41-of-64) from the field, including 62.5 percent (15-of-24) from 3-point range en route to posting just the second 100-point game in the series and the first since 2002. The 64.1 field goal percentage is the ninth-highest opponent field goal percentage in school history and the highest since 2008.
- Four Jayhawks scored in double figures, including 20-point outings by senior **Ochai Agbaji** (23 points) and junior **Christian Braun** (20 points), who accounted for 43 points on 17-of-25 shooting, including 7-of-10 from 3-point range. Sophomore **Jalen Wilson** added 17 points on 7-of-9 field goals.
- Kansas broke open a competitive game midway through the second half, using an 11-2 run over a near 3-minute span to build a 20-point lead at 83-63 on a 3-pointer by senior **Jalen Coleman-Lands** with 9:20 to play. The lead grew to as many as 27 points (96-69) on a triple by Agbaji with 5:40 remaining.
- K-State, which dropped its second straight after winning 4 of its last 5 games to start February, saw 5 players score in double figures for the first time in Big 12 play. Junior **Markquis Nowell** led the way with his third 20-point game of the season, including second in the last 3 games, scoring his 20 points on 8-of-15 field goals, including 3-of-8 from 3, to go with a game-high 8 assists.
- Three other Wildcats — fifth-year senior **Mike McGuirl** and sophomores **Selton Miguel** and **Nijel Pack** — each scored 13 points, while fifth-year senior **Mark Smith** nearly added to his Big 12-best double-double tally with 11 points and a game-high 9 rebounds. Sophomore **Ish Massoud** added 7 points.
- It was the Wildcats' third 80-point game of the season, including their first in Big 12 play, as the team connected on 47.1 percent (32-of-68) from the field, including 34.4 percent (11-of-32) from 3-point range. They have now scored 70 or more points in 6 of the last 7 games.
- The Jayhawks have now won 16 straight at home in the series and 7 overall games in the series, including the season series.

**KANSAS** (23-4, 12-2 Big 12)



28 IOWA STATE

Feb. 26, 2022 | Manhattan, Kan. / Bramlage Coliseum

Iowa State	37	37	—	74
<b>K-STATE</b>	35	38	—	73

- Kansas State nearly rallied from a 15-point second-half deficit, closing to within 72-70 and possession with 16 seconds to play, but Iowa State was able to hold on in the final seconds to pick up the 74-73 victory on Feb. 26 before a crowd of 8,090 fans at Bramlage Coliseum.
- Down 70-58 with 2:14 to play, K-State nearly made a remarkable rally behind their defensive pressure and some clutch free throw shooting from junior **Markquis Nowell**, who converted on 10 consecutive free throws to close the gap to 72-70 with 49 seconds remaining. During this key 12-2 stretch, the Wildcats forced 4 turnovers, including a pair of 5-second calls.
- Nowell got a huge defensive rebound off a missed 3-pointer by junior **Caleb Grill** giving K-State one last opportunity, down 72-70, with 16 seconds left. However, Iowa State was able to force a turnover by sophomore **Nijel Pack** with 4 seconds left. Senior **Aljaz Kunc** was fouled in the backcourt with 2 seconds and made both free throws to put the game out of reach at 74-70. Pack was able to knock down his sixth 3-pointer for the game's final points as time expired.
- The game was yet another painful one for K-State, which dropped to 3-7 in games decided by 5 points or less, including 3-6 in Big 12 play. Six of the Wildcats' 10 conference losses have come by one possession.
- It was yet another sensation effort for Pack, who accounted for nearly half of K-State's 73 points with his third 30-point game of the season. He finished the day with 32 points on 11-of-15 field goals, including 6-of-9 from 3-point range, and a 4-of-5 effort from the free throw line in nearly 39 minutes. He is the first Wildcat with three 30-point games in a single season in 10 years since **Rodney McGruder** also had 3 during the 2011-12 season.
- Unfortunately, the rest of the Wildcats combined for just 41 points, including 21 coming from the free throw line, as they went just 9-of-32 from the field, including 2-of-16 from 3-point range. Nowell (16 points) and fifth-year senior **Mark Smith** (12 points) were the only other players in double figures.
- In contrast, ISU got a big boost from its bench, as the 3 of the 4 Cyclone reserves (Grill, **Jaden Walker** and **Robert Jones**) combined for 31 points. Grill led 3 players in double figures with 18 points with 6 triples. Senior **Izaiah Brockington** added 17 points and 8 rebounds, while freshman **Tyrese Hunter** nearly had a triple-double with 13 points, 10 assists and 7 rebounds.

IOWA STATE (16-9, 3-9 Big 12)

No.	Name	PTS	FG	3FG	FT	O	D	R	PF	A	TO	S	B	MIN
04	CONDITT, George	F	6	2-3	0-0	2	2	2	3	0	2	1	1	12
05	KUNC, Aljaz	F	7	1-5	1-4	4	2	4	6	4	1	0	0	18
01	BROCKINGTON, Izaiah	G	17	6-14	1-4	4	7	2	6	8	2	2	3	37
11	HUNTER, Tyrese	G	13	2-8	1-1	8	10	7	7	2	10	2	3	37
22	KALSCHUR, Gabe	G	0	0-5	0-4	0	0	0	5	1	5	0	0	28
02	GRILL, Caleb	G	18	6-10	6-10	0	1	5	6	2	1	2	1	31
23	ENHARUNA, Tristan	0	0-0	0-0	0-0	0	0	0	0	0	0	0	0	3
21	WALKER, Jaden	5	2-3	1-1	0-1	1	2	2	3	2	2	2	0	17
12	JONES, Robert	8	4-4	0-0	0-0	2	2	4	3	1	0	1	1	17
TEAM						0	2	2			2			
TOTALS		74	23-52	10-25	18-24	8	29	37	23	19	18	9	3	200

	FG	FG%	3FG	3FG%	FT	FT%	Deadball Rebounds: 3.0
1st Half	14-32	43.8	7-16	43.8	2-3	66.7	Biggest Run: 9 (11:13 2H)
2nd Half	9-20	45.0	3-9	33.3	16-21	76.2	Largest Lead: 15 (11:13 2H)
GAME	23-52	44.1	10-25	40.0	18-24	75.0	Technical Fouls: None

K-STATE (14-14, 6-10 Big 12)

No.	Name	PTS	FG	3FG	FT	O	D	R	PF	A	TO	S	B	MIN
21	BRADFORD, Davion	G	1	0-0	0-0	1	2	0	0	2	0	0	0	10
00	MCGUIRL, Mike	G	6	2-8	1-6	1	2	3	3	4	4	2	0	32
01	NOVELL, Markquis	G	16	1-7	0-3	14-16	0	6	6	4	4	3	3	36
13	SMITH, Mark	G	12	3-7	1-4	5-8	0	9	9	5	0	1	0	25
24	PACK, Nijel	G	32	11-15	6-9	4-5	0	2	2	3	1	6	2	39
25	MASSOUD, Ismael	F	2	1-6	0-2	0-1	1	2	1	2	0	2	1	26
03	MIGUEL, Seltton	G	2	1-3	0-1	0-0	1	2	3	2	0	2	1	18
20	EZAGU, Kaosi	2	1-1	0-0	0-0	0	0	0	1	0	0	0	1	9
22	KASUBKE, Luke	0	0-0	0-0	0-0	0	0	0	0	0	1	0	0	4
TEAM						0	1	1						
TOTALS		73	20-47	8-25	25-33	2	24	26	22	9	14	10	2	200

	FG	FG%	3FG	3FG%	FT	FT%	Deadball Rebounds: 4.0
1st Half	9-21	42.9	4-13	30.8	13-18	72.2	Biggest Run: 7 (6:33 1H)
2nd Half	11-26	42.3	4-12	33.3	12-15	80.0	Largest Lead: 11 (14:02 1H)
GAME	20-47	42.6	8-25	32.0	25-33	75.8	Technical Fouls: None

Officials: Kipp Kissinger, Kelly Self, Brooks Wells  
 Attendance: 8,090 | Start Time: 1:05 p.m. | Game Duration: 2:21  
 K-State led for 13:16 // Iowa State led for 23:40 // Game was tied for 3:04  
 Lead Changes: 6 // Times Tied: 3

Points From	Off Turnovers	Paint	2nd Chance	Fast Break	Bench
Iowa State	21	18	15	3	31
K-State	22	22	4	12	6

29 12/12 TEXAS TECH

Feb. 28, 2022 | Lubbock, Texas / United Supermarkets Arena

Texas Tech	39	34	—	73
<b>K-STATE</b>	31	37	—	68

- A limited Kansas State team gave No. 12/12 Texas Tech everything it could have and more before falling 73-68 in the final seconds before a sold-out crowd of 15,098 fans at United Supermarkets Arena on Feb. 28.
- With the win, the Red Raiders finished their home schedule with a perfect 18-0 record, winning all but two of those by double figures. However, it was the Wildcats who gave them their toughest test of the season, as the 5-point loss was the closest in their 18 home victories.
- K-State, which played without its second-leading scorer **Markquis Nowell**, who also leads the team in both assists and steals, battled back from an 8-point halftime deficit to take numerous leads in the second half, including 68-67 after a pair of free throws by sophomore **Seltton Miguel** with 1:25 to play.
- However, the experienced-laden Texas Tech squad made key plays in the final stretch, starting with a jumper from senior **Davion Warren** on the following possession that gave the Red Raiders the lead for good at 69-68 with 1:05 left. They were able to finish it off with a pair of defensive stops and 2 free throws each from senior **Adonis Arms** and Warren in the final 47 seconds.
- Warren finished the night with a game-high 23 points on 9-of-11 field goals, including 2-of-4 from 3-point range, and provided a formidable scoring duo with fellow senior transfer **Bryson Williams**, who scored 19 points on 7-of-12 shooting. Arms added 10 points and a game-high 6 assists.
- Another close game continued a heart-breaking season for the Wildcats, which dropped to 3-8 in games decided by 5 points or less, including 3-7 in Big 12 play. The team has led or been tied in the second half of 7 conference losses.
- Four Wildcats scored in double figures led by an impressive night from fifth-year senior **Mike McGuirl**, who turned in a season-high 18 points on 7-of-15 field goals, including 3-of-8 from 3-point range, while playing all 40 minutes. Miguel, who earned his first start in more than a month in place of Nowell, scored 14 points on 4-of-9 field goals and 5-of-6 free throws, while fellow sophomore **Nijel Pack** and fifth-year senior **Mark Smith** added 13 and 11 points, respectively. Sophomore **Ish Massoud** had 8 points and 4 steals.
- K-State dropped its fourth straight game to fall below .500 for the first time this season. The 4-game losing streak ties for a season-high.

TEXAS TECH (23-7, 12-5 Big 12)

No.	Name	PTS	FG	3FG	FT	O	D	R	PF	A	TO	S	B	MIN
00	OBANOR, Kevin	F	3	1-2	1-1	0-0	1	3	4	1	0	1	0	0
11	WILLIAMS, Bryson	F	19	7-12	1-3	4-5	0	4	4	3	1	0	0	18
14	SANTOS-SILVA, Marcus	F	0	0-4	0-0	0-0	1	3	4	2	0	0	1	25
02	WARREN, Davion	G	23	9-11	2-4	3-4	2	2	4	3	1	4	4	31
25	ARMS, Adonis	G	10	2-9	0-4	6-6	1	1	2	0	6	1	2	35
01	SHANNON, Jr., Terrence	5	1-2	0-0	3-5	0	4	1	2	1	0	1	0	17
03	NADOLYI, Clarence	5	2-4	0-2	1-1	0	2	2	1	1	3	0	0	16
21	ALLEN, K.J.	6	3-4	0-0	0-0	3	5	2	0	0	0	0	0	19
13	WILSON, Mylik	2	1-4	0-1	0-0	2	1	2	1	2	1	1	3	18
23	AGRO, Chibuzo	0	0-1	0-1	0-0	0	0	0	0	0	0	0	0	3
TEAM						0	0	0			1			
TOTALS		73	26-53	4-16	17-21	8	26	34	14	13	12	7	6	200

	FG	FG%	3FG	3FG%	FT	FT%	Deadball Rebounds: 5.0
1st Half	14-28	50.0	4-9	44.4	7-9	77.8	Biggest Run: 12 (0:03 1H)
2nd Half	12-25	48.0	0-7	0.0	10-12	83.3	Largest Lead: 8 (0:03 1H)
GAME	26-53	49.1	4-16	25.0	17-21	81.0	Technical Fouls: None

K-STATE (14-15, 6-11 Big 12)

No.	Name	PTS	FG	3FG	FT	O	D	R	PF	A	TO	S	B	MIN
00	MCGUIRL, Mike	G	18	7-15	3-8	1-3	2	3	5	4	2	2	1	40
03	MIGUEL, Seltton	G	14	4-9	1-3	5-6	0	2	2	2	1	3	1	37
13	SMITH, Mark	G	11	2-5	1-1	6-6	0	6	6	2	2	1	0	38
24	PACK, Nijel	G	13	5-14	3-8	0-0	1	2	3	2	3	2	1	38
25	MASSOUD, Ismael	F	8	2-5	2-4	2-3	0	3	3	3	0	2	4	35
22	KASUBKE, Luke	2	1-2	0-1	0-0	1	0	1	2	0	0	0	0	7
21	BRADFORD, Davion	2	0-0	0-0	2-2	1	0	1	3	0	0	0	0	5
TEAM						0	1	1						
TOTALS		68	21-50	10-25	16-20	5	18	23	17	11	8	1	0	200

	FG	FG%	3FG	3FG%	FT	FT%	Deadball Rebounds: 2.0
1st Half	12-26	46.2	5-16	31.3	2-3	66.7	Biggest Run: 8 (1:36 1H)
2nd Half	9-24	37.5	5-9	55.6	14-17	82.4	Largest Lead: 9 (10:07 1H)
GAME	21-50	42.0	10-25	40.0	16-20	80.0	Technical Fouls: None

Officials: John Higgins, Gerry Pollard, Bert Smith  
 Attendance: 15,098 | Start Time: 8:05 p.m. | Game Duration: 2:02  
 K-State led for 18:39 // Texas Tech led for 12:55 // Game was tied for 8:26  
 Lead Changes: 11 // Times Tied: 12

Points From	Off Turnovers	Paint	2nd Chance	Fast Break	Bench
Texas Tech	7	36	13	4	18
K-State	14	10	6	8	4

30 OKLAHOMA

March 5, 2022 | Manhattan, Kan. / Bramlage Coliseum

Oklahoma	38	40	—	78
<b>K-STATE</b>	37	34	—	71

- Despite sensation efforts from fifth-year seniors **Mark Smith** and **Mike McGuirl** who combined for 43 points in their final games at Bramlage Coliseum, Oklahoma got its own special performance from senior **Umoja Gibson** who led all scorers with 29 points as the Sooners completed a sweep of the season series for the first time since 2012 with a 78-71 victory on March 5.
- The efforts by Smith and McGuirl were particularly special, as they kept K-State in the contest despite being without its second-leading scorer **Markquis Nowell**, who missed his second straight game with a hamstring injury, and its leading scorer **Nijel Pack** being hampered by a stomach bug and foul trouble.
- Smith scored 22 points on 9-of-17 shooting, including 2-of-4 from 3-point range, to go with a game-high 9 rebounds and 3 assists while playing all but 38 seconds, while McGuirl added 21 points on 8-of-16 field goals to go with game-highs in both assists (5) and steals (3) and 4 rebounds in nearly 39 minutes.
- As Smith and McGuirl combined for their 43 points on 17-of-33 field goals to go with 13 rebounds and 8 assists, the rest of the team managed just 28 points on 11-of-26 shooting with 9 rebounds and 6 assists. Sophomore **Ish Massoud** and Pack joined the seniors in double figures with 11 and 10 points, respectively.
- Oklahoma got off to a fast start, knocking down 4 of 6 from 3-point range, including 3 by Gibson, to take a 12-5 advantage into the first media timeout at the 15:24 mark. K-State slowly chipped away at the deficit, using a 13-5 run capped by a 3-point play by McGuirl that gave the Wildcats their first lead at 20-19 with 10:31 before halftime. Five different players scored in the stretch.
- K-State had its largest lead at 34-30 with 4:15 remaining in the first half, as Oklahoma used an 8-0 run to take a 38-37 lead into the halftime break.
- The teams battled back and forth in early moments of the second half before a 9-2 run by the Sooners extended their lead to 54-49 at the 11:04 mark. Smith and McGuirl each had big baskets for the Wildcats to close the gap to one possession several times, including 57-54 with 8:23 to play.
- A 3-pointer by reserve **Ethan Chargois** plus another from Gibson a little over 2 minutes later made it double digits at 70-59 with 4:27 to play. K-State was able to close to within 73-67 on a 3-pointer by Pack with 2:20 left, but the Wildcats could get no closer in the 78-71 loss.

OKLAHOMA (17-14, 7-11 Big 12)

No.	Name	PTS	FG	3FG	FT	O	D	R	PF	A	TO	S	B	MIN
01	HILL, Jalen	F	6	3-5	0-1	0-2	3	5	8	2	2	0	1	0
35	GROVES, Tanner	F	14	4-7	2-4	4-6	1	3	4	2	3	0	0	29
00	GOLDWIRE, Jordan	G	9	4-9	1-3	0-0	3	2	5	2	4	2	0	24
02	GIBSON, Umoja	G	29	9-14	7-12	4-5	0	1	2	1	2	1	1	36
34	GROVES, Jacob	G	5	2-8	0-1	1-1	7	8	2	1	1	1	0	26
05	JOHNSON, Marvin	G	4											





31 WEST VIRGINIA

Mar. 9, 2022 | Kansas City, Mo. / T-Mobile Center

West Virginia	_____38	35	—	73
<b>K-STATE</b>	_____34	33	—	67

- Senior **Taz Sherman's** 3-pointer with 4:44 to play ignited an 8-0 run that carried No. 9 seed West Virginia to a 73-67 win over No. 8 seed K-State in the opening game of the Phillips 66 Big 12 Championship on March 9 before 15,295 fans at the T-Mobile Center.
- West Virginia got the decisive run after K-State had closed to within 61-60 on a layup by sophomore **Nijel Pack** with less than 6 minutes to play. The Wildcats had spent much of the second half rallying from deficits, including an 8-0 run that tied the game at 55-all with 9:12 remaining. However, the Mountaineers were able to stay in front either with a big defensive stop or with a big bucket.
- After Sherman hit his big 3-pointer with 4:44 to play, fellow senior **Malik Curry** connected on another triple then yet another senior **Sean McNeil**, who led all scorers with 21 points, followed with a layup that gave the Mountaineers a 69-60 lead and forced a timeout by coach **Bruce Weber** with 3:29 remaining.
- The Wildcats, which got big efforts from Pack, fifth-year senior **Mark Smith** and sophomore **Ish Massoud** who combined for 48 of the 67 points, could never get closer than 6 points the rest of the way.
- Pack led three K-State players in double figures with 18 points on 5-of-13 field goals, including 3-of-7 from 3-point range, and a perfect 5-of-5 effort from the free throw line. He finished the season by scoring in double figures in 22 consecutive games, which is the longest such streak since **Jacob Pullen** had a 41-game streak during the 2008-09 and 2009-10 seasons. He also finished with 95 made 3-point field goals, which are the third-most in a single season and the most since Pullen tied the school-record with 110 3-pointers in 2009-10.
- Pack was joined in double figures by Smith, who scored 17 points on 6-of-8 field goals, including 3-of-4 from 3-point range to go with 4 rebounds, 3 assists and 2 steals, and Massoud, who played his best all-around game of the season with 13 points on 4-of-8 shooting, including 3-of-4 from long range, to go with 6 rebounds, 2 steals and 2 blocks. Junior **Markquis Nowell**, who returned after missing the last 2 games due to a hamstring injury, added a game-high 4 assists to go with his 8 points, 2 rebounds and a steal.
- With the loss, K-State finished the season with a 14-17 record, including a 6-12 mark in Big 12 play. The Wildcats, which made a habit of playing close games, lost their eighth game by 6 points or less.

**WEST VIRGINIA** (16-16)

No.	Name	PTS	FG	3FG	FT	O	D	R	PF	A	TO	S	B	MIN
03	OSABUOHEN, Gabe	F	2	1-2	0-0	0	1	1	4	3	1	0	0	11
11	BRIDGES, Jalen	F	7	3-5	1-3	0	0	3	3	6	3	0	2	33
00	JOHNSON, Kedrian	G	5	2-2	0-0	1	2	1	1	1	0	1	0	15
12	SHERMAN, Taz	G	9	4-11	1-6	0	0	9	9	1	3	4	2	37
22	McNEIL, Sean	G	21	7-10	3-5	4	4	0	6	6	0	1	2	32
01	PAULICAP, Pauly		6	2-6	0-0	2	3	4	1	0	1	0	2	16
10	CURRY, Malik		17	6-12	1-1	4	5	0	2	2	1	2	3	27
13	COTTRELL, Isaijah		2	1-1	0-0	0	1	0	1	0	0	0	1	7
05	CARRIGAN, Dimon		4	2-3	0-0	0	1	0	1	2	0	0	0	13
45	WILSON, Seth		0	0-1	0-1	0	0	0	0	0	1	1	0	3
02	JOHNSON, Kobe		0	0-0	0-0	0	0	0	0	0	0	0	0	6
TEAM						0	2	2			1			
<b>TOTALS</b>			<b>73</b>	<b>28-53</b>	<b>6-16</b>	<b>11-14</b>	<b>6</b>	<b>27</b>	<b>33</b>	<b>13</b>	<b>13</b>	<b>14</b>	<b>9</b>	<b>5 200</b>

	FG	FG%	3FG	3FG%	FT	FT%	Deadball Rebounds:
<b>1st Half</b>	16-32	50.0	3-10	30.0	3-4	75.0	Biggest Run: 8 (0:39 1H)
<b>2nd Half</b>	12-21	57.1	3-6	50.0	8-10	80.0	Largest Lead: 9 (3:29 2H)
<b>GAME</b>	28-53	52.8	6-16	37.5	11-14	78.6	Technical Fouls: None

**K-STATE** (14-17)

No.	Name	PTS	FG	3FG	FT	O	D	R	PF	A	TO	S	B	MIN
25	MASSOUD, Ismael	F	13	4-8	3-4	2-3	3	3	6	3	0	1	2	35
00	McGUIRL, Mike	G	6	3-8	0-5	0-0	0	4	4	0	1	4	1	26
01	NOWELL, Markquis	G	8	3-12	2-9	0-0	1	1	2	3	4	2	1	35
13	SMITH, Mark	G	17	6-8	3-4	2-2	0	4	4	2	3	3	2	33
24	PACK, Nijel	G	18	5-13	3-7	5-5	0	6	6	2	1	1	1	38
03	MIGUEL, Selton		5	2-6	0-1	1-2	0	2	2	3	0	1	0	26
21	BRADFORD, Davion		0	0-0	0-0	0-0	0	0	0	0	0	0	1	4
20	EZEAGU, Kaasi		0	0-0	0-0	0-0	0	0	0	2	0	2	0	2
TEAM						2	2	4			1			
<b>TOTALS</b>			<b>67</b>	<b>23-55</b>	<b>11-30</b>	<b>10-12</b>	<b>6</b>	<b>22</b>	<b>28</b>	<b>15</b>	<b>9</b>	<b>15</b>	<b>8</b>	<b>2 200</b>

	FG	FG%	3FG	3FG%	FT	FT%	Deadball Rebounds:
<b>1st Half</b>	9-24	37.5	5-14	35.7	12-13	92.3	Biggest Run: 8 (9:12 2H)
<b>2nd Half</b>	10-27	37.0	4-10	40.0	19-26	73.1	Largest Lead: 1 (16:32 1H)
<b>GAME</b>	19-51	37.3	9-24	37.5	31-39	79.5	Technical Fouls: None

Officials: Gerry Pollard, Keith Kimble, Kipp Kissinger  
 Attendance: 15,295 | Start Time: 6:03 p.m. | Game Duration: 1:59  
 K-State led for 2:29 // WVU led for 35:40 // Game was tied for 1:51  
 Lead Changes: 6 // Times Tied: 4

Points From	Off Turnovers	Paint	2nd Chance	Fast Break	Bench
WVU	18	32	6	11	29
K-State	15	22	8	5	5



Final 2021-22 Big 12 Conference Standings

	Conference					Overall							Versus Top 25	
	W	L	Pct.	Home	Away	W	L	Pct.	Home	Away	Neutral	Streak	Top 10	Top 25
Kansas^#§!	14	4	.778	9-0	5-4	34	6	.850	16-1	6-4	12-1	W11	2-1	9-4
Baylor^\$	14	4	.778	7-2	7-2	27	7	.794	15-2	8-3	4-2	L1	3-1	5-3
Texas Tech\$	12	6	.667	9-0	3-6	27	10	.730	18-0	3-7	6-3	L1	3-4	7-5
Texas\$	10	8	.556	6-3	4-5	22	12	.647	16-3	4-7	2-2	L1	1-5	4-9
TCU\$	8	10	.444	5-4	3-6	21	13	.618	12-4	4-6	5-3	L1	2-6	5-8
Oklahoma State@	8	10	.444	6-3	2-7	15	15	.500	10-6	3-8	2-1	W2	1-3	3-7
Iowa State\$	7	11	.389	4-5	3-6	22	13	.629	14-5	4-6	4-1	L1	1-4	5-7
Oklahoma%	7	11	.389	5-4	2-7	19	16	.543	12-6	3-8	4-2	L1	3-6	5-9
<b>KANSAS STATE</b>	<b>6</b>	<b>12</b>	<b>.333</b>	<b>3-6</b>	<b>3-6</b>	<b>14</b>	<b>17</b>	<b>.452</b>	<b>9-7</b>	<b>5-7</b>	<b>0-3</b>	<b>L6</b>	<b>0-4</b>	<b>2-8</b>
West Virginia	4	14	.222	4-5	0-8	16	17	.485	12-5	1-10	3-2	L1	0-5	1-9

^Big 12 Regular Season Champion | #Phillips 66 Big 12 Champion | \$NCAA Tournament | !NCAA Champion | %NIT | @ineligible for the postseason (both Big 12 Championship and NCAA and NIT)

2022 All-Big 12 Awards

■ Player of the Year

Ochai Agbaji [Kansas] unanimous

■ Defensive Player of the Year

Jonathan Tchamwa Tchatchoua [Baylor]  
Moussa Cisse [Oklahoma State]  
Gabe Osabuohien [West Virginia]

■ Newcomer of the Year

Izaiah Brockington [Iowa State]

■ Freshman of the Year

Tyrese Hunter [Iowa State]

■ Sixth Man Award

Jeremy Sochan [Baylor]

■ Most Improved Player

Nijel Pack [K-State]

■ Coach of the Year

Scott Drew [Baylor]

■ All-Big 12 First Team

James Akinjo [Baylor]  
Izaiah Brockington [Iowa State]  
Ochai Agbaji [Kansas] unanimous  
Nijel Pack [K-State]  
Bryson Williams [Texas Tech] unanimous

■ All-Big 12 Second Team

Adam Flagler [Baylor]  
Christian Braun [Kansas]  
Mike Miles, Jr. [TCU]  
Timmy Allen [Texas]  
Taz Sherman [West Virginia]

■ All-Big 12 Third Team

David McCormack [Kansas]  
Jalen Wilson [Kansas]  
Mark Smith [K-State]  
Avery Anderson III [Oklahoma State]  
Marcus Carr [Texas]

■ All-Big 12 Honorable Mention

Matthew Mayer [Baylor], Jeremy Sochan [Baylor], Dajuan Harris [Kansas], **Markquis Nowell [K-State]**, Umoja Gibson [Oklahoma], Jordan Goldwire [Oklahoma], Tanner Groves [Oklahoma], Elijah Harkless [Oklahoma], Damion Baugh [TCU], Emanuel Miller [TCU], Christian Bishop [Texas], Andrew Jones [Texas], Courtney Ramey [Texas], Adonis Arms [Texas Tech], Kevin McCullar [Texas Tech], Kevin Obanor [Texas Tech], Marcus Santos-Silva [Texas Tech], Sean McNeil [West Virginia]

■ All-Defensive Team

Jonathan Tchamwa Tchatchoua [Baylor]  
Dajuan Harris, Jr. [Kansas]  
**Markquis Nowell [K-State]**  
Moussa Cisse [Oklahoma State]  
Gabe Osabuohien [West Virginia]

■ All-Newcomer/Freshman Teams

James Akinjo [Baylor]  
Izaiah Brockington [Iowa State]  
**Mark Smith [K-State]**  
Timmy Allen [Texas]  
Bryson Williams [Texas Tech]  
Jeremy Sochan [Baylor]  
Kendall Brown [Baylor]  
K.J. Adams, Jr. [Kansas]  
Tyrese Hunter [Iowa State]  
C.J. Noland [Oklahoma]

2022 NCAA Tournament Results

■ East Regional

March 17 - First Round - Fort Worth, Texas

(1) Baylor 85, (16) Norfolk State 49

March 18 - First Round - Milwaukee, Wis.

(6) Texas 81, (11) Virginia Tech 73

March 19 - Second Round - Fort Worth, Texas

(8) North Carolina 93, (1) Baylor 86 [OT]

March 20 - Second Round - Milwaukee, Wis.

(3) Purdue 81, (6) Texas 71

■ Midwest Regional

March 17 - First Round - Fort Worth, Texas

(1) Kansas 83, (16) Texas Southern 56

March 18 - First Round - Milwaukee, Wis.

(11) Iowa State 59, (6) LSU 54

March 19 - Second Round - Fort Worth, Texas

(1) Kansas 79, (9) Creighton 72

March 20 - Second Round - Milwaukee, Wis.

(11) Iowa State 54, (3) Wisconsin 49

March 25 - Sweet 16 - Chicago, Ill.

(1) Kansas 66, (4) Providence 61

(10) Miami 70, (11) Iowa State 56

March 27 - Elite Eight - Chicago, Ill.

(1) Kansas 76, (10) Miami 50

■ West Regional

March 18 - First Round - San Diego, Calif.

(3) Texas Tech 97, (14) Montana State 62

March 20 - Second Round - San Diego, Calif.

(3) Texas Tech 59, (11) Notre Dame 53

March 24 - Sweet 16 - San Francisco, Calif.

(1) Duke 78, (3) Texas Tech 73

■ South Regional

March 18 - First Round - San Diego, Calif.

(9) TCU 69, (8) Seton Hall 42

March 20 - Second Round - San Diego, Calif.

(1) Arizona 85, (9) TCU 80 (OT)

■ Final Four

April 2 - National Semifinals - New Orleans, La.

(1) Kansas 81, (2) Villanova 65

April 4 - National Championship - New Orleans, La.

(1) Kansas 72, (8) North Carolina 69

2022 NIT Results

March 15 - First Round - Norman, Okla.

(1) Oklahoma 89, Missouri State 72

March 20 - Second Round - Norman, Okla.

St. Bonaventure 70, (1) Oklahoma 68

2022 Big 12 Championship Results

T-Mobile Center ■ Kansas City, Mo.

First Round - Wednesday, March 9

Game 1: (9) West Virginia 73, (8) K-State 67

Quarterfinals - Thursday, March 10

Game 2: (5) TCU 65, (4) Texas 60

Game 3: (1) Kansas 87, (9) West Virginia 63

Game 4: (7) Oklahoma 72, (2) Baylor 67

Game 5: (3) Texas Tech 72, (6) Iowa State 41

Semifinals - Friday, March 11

Game 6: (1) Kansas 75, (5) TCU 62

Game 7: (3) Texas Tech 56, (7) Oklahoma 55

Championship - Saturday, March 12

Game 8: (1) Kansas 74, (3) Texas Tech 65

Final Rankings

AP Top 25

(done prior to NCAA Tournament)

No.	School	Record	Pts
1.	Gonzaga (52)	24-3	1514
2.	Arizona (6)	28-3	1435
3.	<b>Baylor (3)</b>	<b>26-5</b>	<b>1402</b>
4.	Auburn	27-4	1331
5.	Kentucky	25-6	1306
6.	<b>Kansas</b>	<b>25-6</b>	<b>1170</b>
7.	Duke	26-5	1100
8.	Villanova	23-7	1096
9.	Tennessee	23-7	967
	Purdue	25-6	967
11.	Providence	24-4	951
12.	Wisconsin	24-6	857
13.	UCLA	23-6	737
14.	<b>Texas Tech</b>	<b>23-8</b>	<b>730</b>
15.	<b>Arkansas</b>	<b>24-7</b>	<b>687</b>
16.	<b>Illinois</b>	<b>22-8</b>	<b>612</b>
17.	Saint Mary's	24-6	506
18.	Houston	26-5	502
19.	Murray State	30-2	424
20.	Connecticut	22-8	370
21.	USC	25-6	279
22.	<b>Texas</b>	<b>21-10</b>	<b>216</b>
23.	Colorado State	24-4	194
24.	Iowa	22-9	189
25.	North Carolina	23-8	56

Others receiving votes: Boise State 49, South Dakota State 32, Memphis 26, San Diego State 24, LSU 22, Loyola Chicago 16, Ohio State 16, Seton Hall 9, San Francisco 9, Rutgers 8, Alabama 7, Notre Dame 4, Vermont 3, Longwood 1, Davidson 1.

USA Today/ESPN Top 25

(done after the NCAA Tournament)

No.	School	Record	Pts
1.	<b>Kansas (32)</b>	<b>34-6</b>	<b>800</b>
2.	North Carolina	29-10	741
3.	Duke	32-7	706
4.	Villanova	30-8	705
5.	Gonzaga	28-4	644
6.	Arizona	33-4	619
7.	Houston	32-6	540
8.	<b>Arkansas</b>	<b>28-9</b>	<b>518</b>
9.	<b>Baylor</b>	<b>27-7</b>	<b>499</b>
10.	Purdue	29-8	463
11.	UCLA	27-8	453
12.	<b>Texas Tech</b>	<b>27-10</b>	<b>440</b>
13.	Providence	27-6	400
14.	Auburn	28-6	386
15.	Tennessee	27-8	379
16.	Miami	26-11	264
	Kentucky	26-8	264
18.	Wisconsin	25-8	228
19.	<b>Illinois</b>	<b>23-10</b>	<b>223</b>
20.	Saint Mary's	26-8	149
21.	Iowa	26-10	133
22.	Murray State	31-3	115
23.	<b>Iowa State</b>	<b>22-13</b>	<b>112</b>
24.	Saint Peter's	22-12	111
25.	Michigan	19-15	108

Others receiving votes: Texas 104, UConn 59, USC 45, Michigan State 35, Virginia Tech 24, Ohio State 23, Creighton 22, Notre Dame 20, TCU 19, Memphis 15, Xavier 9, Boise State 9, San Francisco 4, Colorado State 4, Seton Hall 3, Rutgers 2, LSU 2, Texas A&M 1.



# Wildcats™

2022-23 MEN'S BASKETBALL

## RESULTS

Annual Team Results // 80-81  
Game Records // 82-83  
Streaks and Margins // 84  
K-State in Openers // 85  
Record vs. Opponents // 86  
Record vs. Conferences // 87  
2022-23 Opponents // 88-89  
Big 12 Series History // 90-93  
Non-Conference History // 94-99  
In-Season Tournaments // 100-101  
Attendance // 102  
Overtime // 103  
Largest Comebacks // 104  
Buzzer Beaters // 105  
Wildcats in the Polls // 106-109  
Bramlage Coliseum // 110-111  
Bramlage Coliseum Records // 112  
Other Home Venues // 113  
Year-by-Year Results // 114-131  
Exhibition History // 132



All-Time Record

Years	Playing as...	Seasons	W-L	Pct.
1902-30	Kansas State Agricultural College	27*	229-186	.552
1931-58	Kansas State College of Agricultural and Applied Science	28	328-275	.544
1959-Present	Kansas State University	63	1138-752	.602
<b>ALL-TIME</b>		<b>118</b>	<b>1695-1213</b>	<b>.583</b>

\*The school did not field men's basketball teams in 1903-04 and 1904-05.

Years	Conference	Seasons	W-L	Pct.	Titles
1902-13	**Independent	9	—	—	—
1913-28	Missouri Valley Conference	15	113-99	.533	2
1928-47	Big Six Conference	19	58-138	.296	0
1947-58	Big Seven Conference	11	93-39	.705	5
1958-96	Big Eight Conference	38	321-211	.603	10
1996-Present	Big 12 Conference	26	198-251	.441	2
<b>ALL-TIME</b>		<b>109</b>	<b>783-738</b>	<b>.515</b>	<b>19</b>

\*\*No conference seasons were played from 1902-03 through 1912-13.

Independent [1902-13]

Season	Head Coach	W-L	Pct.	Conf.	Pct.	Finish	Postseason
1902-03	None	0-5	.000	—	—	—	—
1903-04							
1904-05							
1905-06	C.W. Melick	6-9	.400	—	—	—	—
1906-07	Mike Ahearn	4-6	.400	—	—	—	—
1907-08	Mike Ahearn	1-12	.077	—	—	—	—
1908-09	Mike Ahearn	7-3	.700	—	—	—	—
1909-10	Mike Ahearn	10-3	.769	—	—	—	—
1910-11	Guy Lowman	5-3	.625	—	—	—	—
1911-12	Guy Lowman	9-5	.643	—	—	—	—
1912-13	Guy Lowman	14-4	.778	—	—	—	—

Missouri Valley Conference [1913-28]

Season	Head Coach	W-L	Pct.	Conf.	Pct.	Finish	Postseason
1913-14	Guy Lowman	10-7	.588	7-5	.583	2nd [S]	
1914-15	Carl J. Merner	6-12	.333	4-10	.286	5th	
1915-16	Carl J. Merner	13-3	.813	9-3	.750	3rd	
1916-17	<b>Zora G. Clevenger</b>	<b>15-2</b>	<b>.882</b>	<b>10-2</b>	<b>.833</b>	<b>1st</b>	
1917-18	Zora G. Clevenger	12-5	.706	10-5	.667	2nd	
1918-19	<b>Zora G. Clevenger</b>	<b>17-2</b>	<b>.895</b>	<b>10-2</b>	<b>.833</b>	<b>1st</b>	
1919-20	Zora G. Clevenger	10-8	.556	8-8	.500	4th	
1920-21	E.A. Knoth	12-5	.706	9-4	.692	3rd	
1921-22	E.C. Curtiss	3-14	.176	3-13	.188	7th	
1922-23	E.C. Curtiss	2-14	.125	2-14	.143	9th	
1923-24	Charles Corsault	8-8	.500	8-8	.500	t4th	
1924-25	Charles Corsault	10-8	.556	10-6	.625	t3rd	
1925-26	Charles Corsault	11-7	.611	9-3	.750	t2nd	
1926-27	Charles Corsault	10-8	.556	6-6	.500	t5th	
1927-28	Charles Corsault	8-10	.444	8-10	.444	t5th	

Big Six Conference [1928-47]

Season	Head Coach	W-L	Pct.	Conf.	Pct.	Finish	Postseason
1928-29	Charles Corsault	6-10	.375	2-8	.200	5th	
1929-30	Charles Corsault	9-7	.563	4-6	.400	5th	
1930-31	Charles Corsault	11-6	.647	5-5	.500	t3rd	
1931-32	Charles Corsault	7-8	.467	5-5	.500	4th	
1932-33	Charles Corsault	9-9	.500	4-6	.400	4th	
1933-34	Frank Root	3-15	.167	2-8	.200	t5th	
1934-35	Frank Root	5-15	.250	4-12	.250	6th	
1935-36	Frank Root	9-9	.500	3-7	.300	t4th	
1936-37	Frank Root	9-9	.500	5-5	.500	4th	
1937-38	Frank Root	7-11	.389	3-7	.200	5th	
1938-39	Frank Root	5-13	.278	2-8	.200	6th	
1939-40	Jack Gardner	6-12	.333	2-8	.200	t4th	
1940-41	Jack Gardner	6-12	.333	3-7	.300	5th	
1941-42	Jack Gardner	8-10	.444	3-7	.300	5th	
1942-43	Chili Cochrane	6-14	.300	1-9	.100	6th	
1943-44	Cliff Rock	7-15	.318	1-9	.100	t5th	
1944-45	Fritz Knorr	10-13	.435	4-6	.400	5th	
1945-46	Fritz Knorr	4-20	.167	2-8	.200	6th	
1946-47	Jack Gardner	14-10	.583	3-7	.300	t5th	

Big Seven Conference [1947-58]

Season	Head Coach	W-L	Pct.	Conf.	Pct.	Finish	Postseason
1947-48	<b>Jack Gardner</b>	<b>22-6</b>	<b>.786</b>	<b>9-3</b>	<b>.750</b>	<b>1st</b>	<b>2-2 / NCAA Final Four</b>
1948-49	Jack Gardner	12-11	.522	8-4	.667	3rd	
1949-50	<b>Jack Gardner</b>	<b>17-7</b>	<b>.708</b>	<b>8-4</b>	<b>.667</b>	<b>t1st</b>	

Season	Head Coach	W-L	Pct.	Conf.	Pct.	Finish	Postseason
1950-51	<b>Jack Gardner</b>	<b>25-4</b>	<b>.862</b>	<b>11-1</b>	<b>.917</b>	<b>1st</b>	<b>3-1 / NCAA Championship</b>
1951-52	Jack Gardner	19-5	.792	10-2	.833	2nd	
1952-53	Jack Gardner	17-4	.810	9-3	.750	2nd	
1953-54	Fred "Tex" Winter	11-10	.524	5-7	.417	t4th	
1954-55	Fred "Tex" Winter	11-10	.524	6-6	.500	t2nd	
1955-56	<b>Fred "Tex" Winter</b>	<b>17-8</b>	<b>.680</b>	<b>9-3</b>	<b>.750</b>	<b>1st</b>	<b>1-1 / NCAA Sweet 16</b>
1956-57	Fred "Tex" Winter	15-8	.652	8-4	.667	2nd	
1957-58	<b>Fred "Tex" Winter</b>	<b>22-5</b>	<b>.815</b>	<b>10-2</b>	<b>.833</b>	<b>1st</b>	<b>2-2 / NCAA Final Four</b>

Big Eight Conference [1958-96]

Season	Head Coach	W-L	Pct.	Conf.	Pct.	Finish	Postseason
1958-59	<b>Fred "Tex" Winter</b>	<b>25-2</b>	<b>.926</b>	<b>14-0</b>	<b>1.000</b>	<b>1st</b>	<b>1-1 / NCAA Elite Eight</b>
1959-60	<b>Fred "Tex" Winter</b>	<b>16-10</b>	<b>.615</b>	<b>10-4</b>	<b>.714</b>	<b>t1st^</b>	
1960-61	<b>Fred "Tex" Winter</b>	<b>22-5</b>	<b>.852</b>	<b>13-1</b>	<b>.929</b>	<b>1st</b>	<b>1-1 / NCAA Elite Eight</b>
1961-62	Fred "Tex" Winter	22-3	.880	12-2	.857	2nd	
1962-63	<b>Fred "Tex" Winter</b>	<b>16-9</b>	<b>.640</b>	<b>11-3</b>	<b>.786</b>	<b>t1st</b>	
1963-64	<b>Fred "Tex" Winter</b>	<b>22-7</b>	<b>.759</b>	<b>12-2</b>	<b>.857</b>	<b>1st</b>	<b>2-2 / NCAA Final Four</b>
1964-65	Fred "Tex" Winter	12-13	.480	5-9	.357	t6th	
1965-66	Fred "Tex" Winter	14-11	.560	9-5	.643	3rd	
1966-67	Fred "Tex" Winter	17-8	.680	9-5	.643	4th	
1967-68	<b>Fred "Tex" Winter</b>	<b>19-9</b>	<b>.679</b>	<b>11-3</b>	<b>.786</b>	<b>1st</b>	<b>0-2 / NCAA Sweet 16</b>
1968-69	Cotton Fitzsimmons	14-12	.539	9-5	.643	t2nd	
1969-70	<b>Cotton Fitzsimmons</b>	<b>20-8</b>	<b>.714</b>	<b>10-4</b>	<b>.714</b>	<b>1st</b>	<b>1-1 / NCAA Sweet 16</b>
1970-71	Jack Hartman	11-15	.423	6-8	.429	t5th	
1971-72	<b>Jack Hartman</b>	<b>19-9</b>	<b>.679</b>	<b>12-2</b>	<b>.857</b>	<b>1st</b>	<b>1-1 / NCAA Elite Eight</b>
1972-73	<b>Jack Hartman</b>	<b>23-5</b>	<b>.821</b>	<b>12-2</b>	<b>.857</b>	<b>1st</b>	<b>1-1 / NCAA Elite Eight</b>
1973-74	Jack Hartman	19-8	.704	11-3	.786	2nd	
1974-75	Jack Hartman	20-9	.690	10-4	.714	2nd	2-1 / NCAA Elite Eight
1975-76	Jack Hartman	20-8	.714	11-3	.786	2nd	0-1 / NIT
1976-77	<b>Jack Hartman</b>	<b>24-7</b>	<b>.774</b>	<b>11-3</b>	<b>.786</b>	<b>1st</b>	<b>1-1 / NCAA Sweet 16</b>
1977-78	Jack Hartman	18-11	.621	7-7	.500	4th	
1978-79	Jack Hartman	16-12	.571	8-6	.571	2nd	
1979-80	Jack Hartman	22-9	.710	8-6	.571	2nd	1-1 / NCAA Second Round
1980-81	Jack Hartman	24-9	.727	9-5	.643	2nd	3-1 / NCAA Elite Eight
1981-82	Jack Hartman	23-8	.741	10-4	.714	2nd	2-1 / NCAA Sweet 16
1982-83	Jack Hartman	12-16	.428	4-10	.286	6th	
1983-84	Jack Hartman	14-15	.483	5-9	.357	t6th	
1984-85	Jack Hartman#	14-14	.500	5-9	.357	t5th	
1985-86	Jack Hartman	16-14	.533	4-10	.286	7th	
1986-87	Lon Kruger	20-11	.645	8-6	.571	4th	1-1 / NCAA Second Round
1987-88	Lon Kruger	25-9	.735	11-3	.786	2nd	3-1 / NCAA Elite Eight
1988-89	Lon Kruger	19-11	.633	8-6	.571	3rd	0-1 / NCAA First Round
1989-90	Lon Kruger	17-15	.531	7-7	.500	4th	0-1 / NCAA First Round
1990-91	Dana Altman	13-15	.464	3-11	.214	8th	
1991-92	Dana Altman	16-14	.533	5-9	.357	t6th	
1992-93	Dana Altman	19-11	.633	7-7	.500	t5th	0-1 / NCAA First Round
1993-94	Dana Altman	20-14	.588	4-10	.286	t6th	3-2 / NIT Final Four
1994-95	Tom Asbury	12-15	.444	3-11	.214	8th	
1995-96	Tom Asbury	17-12	.586	7-7	.500	4th	0-1 / NCAA First Round

Big 12 Conference [1996-present]

Season	Head Coach	W-L	Pct.	Conf.	Pct.	Finish	Postseason
1996-97	Tom Asbury	10-17	.370	3-13	.188	t10th	
1997-98	Tom Asbury	17-12	.586	7-9	.438	t7th	0-1 / NIT
1998-99	Tom Asbury	20-13	.606	7-9	.438	t7th	0-1 / NIT
1999-2000	Tom Asbury	9-19	.321	2-14	.125	12th	
2000-01	Jim Wooldridge	11-18	.379	4-12	.250	10th	
2001-02	Jim Wooldridge	13-16	.448	6-10	.375	t7th	
2002-03	Jim Wooldridge	13-17	.433	4-12	.250	11th	
2003-04	Jim Wooldridge	14-14	.500	6-10	.375	t9th	
2004-05	Jim Wooldridge	17-12	.586	6-10	.375	10th	
2005-06	Jim Wooldridge%	15-13	.536	6-10	.375	t7th	
2006-07	Bob Huggins	23-12	.657	10-6	.625	4th	1-1 / NIT
2007-08	Frank Martin	21-12	.636	10-6	.625	3rd	1-1 / NCAA Second Round
2008-09	Frank Martin	22-12	.647	9-7	.563	t4th	1-1 / NIT
2009-10	Frank Martin	29-8	.784	11-5	.688	t2nd	3-1 / NCAA Elite Eight
2010-11	Frank Martin	23-11	.676	10-6	.625	t3rd	1-1 / NCAA Third Round
2011-12	Frank Martin	22-11	.667	10-8	.555	5th	1-1 / NCAA Third Round
2012-13	<b>Bruce Weber</b>	<b>27-8</b>	<b>.771</b>	<b>14-4</b>	<b>.778</b>	<b>t1st</b>	<b>0-1 / NCAA Second Round</b>
2013-14	Bruce Weber	20-13	.606	10-8	.555	5th	0-1 / NCAA Second Round
2014-15	Bruce Weber	15-17	.469	8-10	.444	t6th	
2015-16	Bruce Weber	17-16	.515	5-13	.278	8th	
2016-17	Bruce Weber	21-14	.600	8-10	.444	6th	1-1 / NCAA First Round
2017-18	Bruce Weber	25-12	.676	10-8	.555	4th	3-1 / NCAA Elite Eight
2018-19	<b>Bruce Weber</b>	<b>25-9</b>	<b>.735</b>	<b>14-4</b>	<b>.778</b>	<b>t1st</b>	



## Independent [1902-13]

Season	Overall					Conference				By Month				
	W-L	Pct.	H	A	N	W-L	Pct.	H	A	Nov.	Dec.	Jan.	Feb.	Mar.
1902-03	0-5	.000	0-2	0-3	0-0	—	—	—	—	—	—	0-2	0-2	0-1
1903-04														
1904-05														
1905-06	6-9	.400	5-2	0-4	1-3	—	—	—	—	—	1-4	2-1	1-1	2-3
1906-07	4-6	.400	4-3	0-3	—	—	—	—	—	—	1-4	3-1	0-1	—
1907-08	1-12	.077	1-7	0-5	—	—	—	—	—	—	0-4	1-7	0-1	—
1908-09	7-3	.700	6-3	1-0	—	—	—	—	—	—	1-1	4-1	2-1	—
1909-10	10-3	.769	9-1	1-2	—	—	—	—	—	—	3-3	4-0	3-0	—
1910-11	5-3	.625	4-1	1-2	—	—	—	—	—	—	2-2	1-1	2-0	—
1911-12	9-5	.643	7-3	2-2	—	—	—	—	—	—	2-0	2-4	5-1	—
1912-13	14-4	.778	8-2	6-2	—	—	—	—	—	—	7-3	7-1	—	—

## Missouri Valley Conference [1913-28]

Season	Overall					Conference				By Month				
	W-L	Pct.	H	A	N	W-L	Pct.	H	A	Nov.	Dec.	Jan.	Feb.	Mar.
1913-14	10-7	.588	7-3	3-4	—	7-5	.583	4-2	3-3	—	—	3-5	7-2	—
1914-15	6-12	.333	4-9	2-3	—	4-10	.286	2-8	2-2	—	—	2-4	3-7	1-1
1915-16	13-3	.813	9-3	4-0	—	9-3	.750	5-3	4-0	—	—	5-0	5-3	3-0
1916-17	15-2	.882	10-0	5-2	—	10-2	.833	6-0	4-2	—	—	3-2	8-0	4-0
1917-18	12-5	.706	7-4	5-1	—	10-5	.667	6-4	4-1	—	—	5-2	5-2	2-2
1918-19	17-2	.895	10-0	7-2	—	10-2	.833	4-0	6-2	—	—	4-0	10-0	3-2
1919-20	10-8	.556	10-2	0-6	—	8-8	.500	8-2	0-6	—	—	6-2	3-3	1-3
1920-21	12-5	.706	8-1	4-4	—	9-4	.692	5-1	4-3	—	—	6-2	5-2	1-1
1921-22	3-14	.176	2-7	1-7	—	3-13	.188	2-6	1-7	—	—	2-3	1-7	0-4
1922-23	2-14	.125	0-8	2-6	—	2-14	.143	0-8	2-6	—	—	0-6	1-6	1-2
1923-24	8-8	.500	5-3	3-5	—	8-8	.500	5-3	3-5	—	—	2-4	4-4	2-0
1924-25	10-8	.556	4-5	6-3	—	10-6	.625	4-4	6-2	—	—	3-3	4-4	3-1
1925-26	11-7	.611	5-1	6-6	—	9-3	.750	5-1	4-2	—	—	3-3	6-3	2-1
1926-27	10-8	.556	5-2	5-6	—	6-6	.500	4-2	2-4	—	—	3-0	4-2	3-5
1927-28	8-10	.444	4-5	4-5	—	8-10	.444	4-5	4-5	—	—	1-0	3-4	3-4

## Big Six Conference [1928-47]

Season	Overall					Conference				By Month				
	W-L	Pct.	H	A	N	W-L	Pct.	H	A	Nov.	Dec.	Jan.	Feb.	Mar.
1928-29	6-10	.375	4-3	2-7	—	2-8	.200	2-3	0-5	—	1-0	2-5	2-4	1-1
1929-30	9-7	.563	3-4	6-3	—	4-6	.400	2-3	2-3	—	2-0	4-3	3-4	—
1930-31	11-6	.647	3-4	8-2	—	5-5	.500	2-3	3-2	—	3-0	4-2	3-3	1-1
1931-32	7-8	.467	5-2	2-6	—	5-5	.500	4-1	1-4	—	1-3	3-2	3-3	—
1932-33	9-9	.500	7-2	2-7	—	4-6	.400	3-2	1-4	—	4-3	1-4	4-1	0-1
1933-34	3-15	.167	3-6	0-9	—	2-8	.200	2-3	0-5	—	1-5	2-4	0-5	0-1
1934-35	5-15	.250	4-5	1-10	—	4-12	.250	4-5	0-7	—	1-1	1-6	3-5	0-3
1935-36	9-9	.500	3-3	5-5	1-1	3-7	.300	2-3	1-4	—	6-2	1-2	2-5	—
1936-37	9-9	.500	4-3	5-6	—	5-5	.500	3-2	2-3	—	3-4	2-4	4-1	—
1937-38	7-11	.389	7-3	0-8	—	3-7	.200	3-2	0-5	—	4-3	1-5	2-3	—
1938-39	5-13	.278	5-5	0-8	—	2-8	.200	2-3	0-5	—	3-3	0-1	1-5	0-1
1939-40	6-12	.333	4-3	2-9	—	2-8	.200	2-3	0-5	—	3-2	3-4	0-6	—
1940-41	6-12	.333	5-3	1-9	—	3-7	.300	3-2	0-5	—	3-4	2-4	1-3	0-1
1941-42	8-10	.444	6-3	2-7	—	3-7	.300	2-3	1-4	—	5-3	0-4	3-2	0-1
1942-43	6-14	.300	6-6	0-8	—	1-9	.100	1-4	0-5	—	1-3	1-5	3-5	1-1
1943-44	7-15	.318	4-7	3-6	0-2	1-9	.100	1-4	0-5	—	4-3	1-5	2-6	0-1
1944-45	10-13	.435	6-4	3-8	1-1	4-6	.400	3-2	1-4	—	3-4	4-2	3-6	0-1
1945-46	4-20	.167	3-5	1-11	0-4	2-8	.200	2-3	0-5	—	1-10	1-5	2-5	—
1946-47	14-10	.583	9-2	3-7	2-1	3-7	.300	3-2	0-5	—	9-2	2-4	3-3	0-1

## Big Seven Conference [1947-58]

Season	Overall					Conference				By Month				
	W-L	Pct.	H	A	N	W-L	Pct.	H	A	Nov.	Dec.	Jan.	Feb.	Mar.
1947-48	22-6	.786	10-1	6-3	6-2	9-3	.750	5-1	4-2	—	9-0	5-1	5-2	3-3
1948-49	12-11	.522	7-1	4-8	1-2	8-4	.667	5-1	3-3	—	4-7	4-3	3-1	2-0
1949-50	17-7	.708	9-1	6-5	2-1	8-4	.667	5-1	3-3	—	8-3	5-1	4-1	0-2
1950-51	25-4	.862	12-1	7-2	6-1	11-1	.917	6-0	5-1	—	9-2	5-0	5-1	6-1
1951-52	19-5	.792	11-0	6-4	2-1	10-2	.833	6-0	4-2	—	8-3	5-0	3-1	3-1
1952-53	17-4	.810	9-1	4-3	4-0	9-3	.750	5-1	4-2	—	7-1	3-1	5-2	2-0
1953-54	11-10	.524	5-4	4-5	2-1	5-7	.417	3-3	2-4	—	6-2	2-5	2-2	1-1
1954-55	11-10	.524	6-4	3-5	2-1	6-6	.500	3-3	3-3	—	5-3	4-2	2-4	0-1
1955-56	17-8	.680	8-2	6-4	3-2	9-3	.750	4-2	5-1	—	5-4	5-1	5-1	2-2
1956-57	15-8	.652	10-1	4-5	1-2	8-4	.667	5-1	3-3	—	5-4	3-2	7-0	0-2
1957-58	22-5	.815	8-1	9-1	5-3	10-2	.833	5-1	5-1	—	9-1	4-0	6-0	3-4

## Big Eight Conference [1958-96]

Season	Overall					Conference				By Month				
	W-L	Pct.	H	A	N	W-L	Pct.	H	A	Nov.	Dec.	Jan.	Feb.	Mar.
1958-59	25-2	.926	11-0	10-1	4-1	14-0	1.000	7-0	7-0	—	9-1	6-0	7-0	3-1
1959-60	16-10	.615	9-2	3-6	4-2	10-4	.714	7-0	3-4	—	5-5	6-0	4-4	1-1
1960-61	22-5	.852	11-1	6-3	5-1	13-1	.929	7-0	6-1	—	9-2	4-1	6-1	3-1
1961-62	22-3	.880	10-0	8-3	4-0	12-2	.857	7-0	5-2	1-0	9-1	4-1	6-0	2-1
1962-63	16-9	.640	8-3	6-4	2-2	11-3	.786	6-1	5-2	—	4-6	3-2	7-0	2-1
1963-64	22-7	.759	9-2	8-2	5-3	12-2	.857	6-1	6-1	0-1	8-2	2-2	7-0	5-2

Season	Overall					Conference				By Month				
	W-L	Pct.	H	A	N	W-L	Pct.	H	A	Nov.	Dec.	Jan.	Feb.	Mar.
1964-65	12-13	.480	7-4	3-7	2-2	5-9	.357	4-3	1-6	—	7-4	2-3	2-4	1-2
1965-66	14-11	.560	7-4	5-5	2-2	9-5	.643	5-2	4-3	—	5-5	2-3	6-1	1-2
1966-67	17-8	.680	8-4	5-3	4-1	9-5	.643	5-2	4-3	—	8-3	4-1	3-3	2-1
1967-68	19-9	.679	9-1	7-4	3-4	11-3	.786	6-1	5-2	—	6-4	4-2	6-1	3-2
1968-69	14-12	.539	9-2	3-7	2-3	9-5	.643	6-1	3-4	—	4-7	3-2	5-2	2-1
1969-70	20-8	.714	11-0	5-6	4-2	10-4	.714	7-0	3-4	—	8-3	6-0	5-3	1-2
1970-71	11-15	.423	8-5	1-7	2-3	6-8	.429	5-2	1-6	—	5-6	2-4	3-4	1-1
1971-72	19-9	.679	9-1	6-5	4-3	12-2	.857	6-0	6-2	—	6-6	4-1	6-1	4-1
1972-73	23-5	.821	12-0	8-3	3-2	12-2	.857	7-0	5-2	1-0	8-2	4-1	7-1	3-1
1973-74	19-8	.704	10-2	7-4	2-2	11-3	.786	6-1	5-2	—	7-4	5-1	7-0	0-3
1974-75	20-9	.690	12-0	4-7	4-2	10-4	.714	7-0	3-4	1-0	6-3	4-2	5-2	4-2
1975-76	20-8	.714	11-2	6-3	3-3	11-3	.786	5-2	6-1	0-1	8-2	4-3	7-0	1-2
1976-77	24-7	.774	12-1	7-4	5-2	11-3	.786	6-1	5-2	2-0	7-3	4-3	8-0	3-1
1977-78	18-11	.621	11-2	4-6	3-3	7-7	.500	5-2	2-5	2-0	7-3	3-4	5-3	1-1
1978-79	16-12	.569	10-4	5-5	1-3	8-								



Team Records

Season Games Played

1.	37	2009-10	_____	29-8
	37	2017-18	_____	25-12
3.	35	2006-07	_____	23-12
	35	2012-13	_____	27-8
	35	2016-17	_____	21-14
6.	34	1987-88	_____	25-9
	34	1993-94	_____	20-14
	34	2008-09	_____	22-12
	34	2010-11	_____	23-11
	34	2018-19	_____	25-9
10.	33	Six times [lastly in 2015-16]		

■ Have played at least 31 games since 2006-07

Most Wins

1.	29	2009-10 [29-8]	_____	37 gms
2.	27	2012-13 [27-8]	_____	35 gms
3.	25	1950-51 [25-4]	_____	29 gms
	25	1958-59 [25-2]	_____	27 gms
	25	1987-88 [25-9]	_____	34 gms
	25	2017-18 [25-12]	_____	37 gms
	25	2018-19 [25-9]	_____	34 gms
8.	24	1980-81 [24-9]	_____	33 gms
9.	23	1972-73 [23-5]	_____	28 gms
	23	1976-77 [23-8]	_____	31 gms
	23	1981-82 [23-8]	_____	31 gms
	23	2006-07 [23-12]	_____	35 gms
	23	2010-11 [23-11]	_____	34 gms

Other 20-Win Seasons [17]

22	1947-48 [22-6]	_____	28 gms
22	1957-58 [22-5]	_____	27 gms
22	1960-61 [22-5]	_____	27 gms
22	1961-62 [22-3]	_____	25 gms
22	1963-64 [22-7]	_____	29 gms
22	1979-80 [22-9]	_____	31 gms
22	2008-09 [22-12]	_____	34 gms
22	2011-12 [22-11]	_____	33 gms
21	2007-08 [21-12]	_____	33 gms
21	2016-17 [21-14]	_____	35 gms
20	1969-70 [20-8]	_____	28 gms
20	1974-75 [20-9]	_____	29 gms
20	1975-76 [20-8]	_____	28 gms
20	1986-87 [20-11]	_____	31 gms
20	1993-94 [20-14]	_____	34 gms
20	1998-99 [20-13]	_____	33 gms
20	2013-14 [20-13]	_____	33 gms

■ 20 or more win seasons has been done 30 times

Season Winning Percentage

1.	.926	1958-59 [25-2]	_____	27 gms
2.	.895	1918-19 [17-2]	_____	29 gms
3.	.882	1916-17 [15-2]	_____	17 gms
4.	.880	1961-62 [22-3]	_____	25 gms
5.	.862	1950-51 [25-4]	_____	29 gms
6.	.821	1972-73 [23-5]	_____	28 gms
7.	.815	1957-58 [22-5]	_____	27 gms
	.815	1960-61 [22-5]	_____	27 gms
9.	.810	1952-53 [17-4]	_____	21 gms
10.	.792	1951-52 [19-5]	_____	24 gms

Most Losses

1.	21	2019-20 [11-21]	_____	32 gms
2.	20	1945-46 [4-20]	_____	24 gms
	20	2020-21 [9-20]	_____	29 gms
4.	19	1999-2000 [9-19]	_____	28 gms
5.	18	2000-01 [11-18]	_____	29 gms
6.	17	1996-97 [10-17]	_____	27 gms
	17	2002-03 [13-17]	_____	30 gms
	17	2014-15 [15-17]	_____	32 gms
	17	2021-22 [14-17]	_____	31 gms
10.	16	1982-83 [12-16]	_____	28 gms
	16	2001-02 [13-16]	_____	29 gms
	16	2015-16 [17-16]	_____	33 gms

■ 15 or more loss seasons 15 times since 1982-83



2013 SENIOR CLASS

Most Wins/Four-Year Span

1.	101	2009-13 [101-38]	_____	139 gms
2.	96	2008-12 [96-42]	_____	138 gms
3.	95	2006-10 [95-44]	_____	139 gms
	95	2007-11 [95-42]	_____	137 gms
5.	92	2010-14 [92-43]	_____	135 gms
6.	88	2015-19 [88-51]	_____	139 gms
7.	85	1957-61 [85-22]	_____	107 gms
	85	1958-62 [85-20]	_____	105 gms
	85	1978-82 [85-38]	_____	123 gms
10.	84	2011-15 [84-49]	_____	133 gms

■ 80 or more wins has been done 23 times

Highest Winning Percentage/Four-Year Span

1.	.826	1915-19 [57-12]	_____	69 gms
2.	.810	1958-62 [85-20]	_____	105 gms
3.	.796	1949-53 [78-20]	_____	98 gms
4.	.794	1957-61 [85-22]	_____	107 gms
5.	.775	1955-59 [79-23]	_____	102 gms
6.	.774	1960-64 [82-24]	_____	106 gms
7.	.761	1916-20 [54-17]	_____	71 gms
8.	.758	1950-54 [72-23]	_____	95 gms
9.	.757	1956-60 [78-25]	_____	103 gms
10.	.738	1959-63 [76-27]	_____	103 gms

Most Career Player Wins

1.	101	Jordan Henriquez (101-38)	_____	2009-13
	101	Martavious Irving (101-38)	_____	2009-13
	101	Rodney McGruder (101-38)	_____	2009-13
4.	96	Victor Ojeleye (96-42)	_____	2008-12
	96	Jamar Samuels (96-42)	_____	2008-12
6.	95	Luis Colon (95-44)	_____	2006-10
	95	Chris Merriewether (95-44)	_____	2006-10
	95	Jacob Pullen (95-43)	_____	2007-11
9.	92	Shane Southwell (92-43)	_____	2010-14
	92	Will Spradling (92-43)	_____	2010-14

Players with 80 or more Wins

88	Fred Barton (88-36)	_____	1976-81
88	Barry Brown, Jr. (88-51)	_____	2015-19
88	Kamau Stokes (88-51)	_____	2015-19
88	Dean Wade (88-51)	_____	2015-19
85	Tyrone Adams (85-38)	_____	1978-82
85	Ed Nealy (85-38)	_____	1978-82
85	D.J. Johnson (85-51)	_____	2012-17
84	Nino Williams (84-49)	_____	2010-15
84	Thomas Gipson (84-49)	_____	2011-15
83	Darryl Winston (83-32)	_____	1973-77
82	Carl Gerlach (82-30)	_____	1972-76
82	Chuckie Williams (82-30)	_____	1972-76
82	Mike Evans (82-35)	_____	1974-78
82	Cartier Diarra (82-56)	_____	2016-20
82	Pierson McAtee (82-56)	_____	2016-20
82	Xavier Sneed (82-56)	_____	2016-20
81	Les Craft (81-42)	_____	1979-83
81	Eduardo Galvao (81-42)	_____	1979-83
81	Steve Henson (81-46)	_____	1986-90
80	Dean Danner (80-39)	_____	1976-80
80	Rolando Blackman (80-41)	_____	1977-81
80	Mark Dobbins (80-45)	_____	1985-89

Highest Winning Percentage/Player Career

1.	.824	Dick Knostman (61-13)	_____	1950-53
	.824	Bob Rousey (61-13)	_____	1950-53
3.	.805	Bob Boozer (62-15)	_____	1956-59
	.805	Don Matuszak (62-15)	_____	1956-59
5.	.792	Lew Hitch (42-11)	_____	1949-51
	.792	Jim Iverson (61-16)	_____	1949-52
	.792	Dick Peck (61-16)	_____	1949-52
8.	.788	Sonny Ballard (63-17)	_____	1957-60
	.788	Steve Douglas (63-17)	_____	1957-60
	.788	Wally Frank (63-17)	_____	1957-60
	.788	Bill Guthridge (63-17)	_____	1957-60
	.788	Glen Long (63-17)	_____	1957-60
	.788	Cedric Price (63-17)	_____	1958-61

Conference Records

Most Conference Wins

1.	14	1958-59 [14-0]	_____	14 gms
	14	2012-13 [14-4]	_____	18 gms
	14	2018-19 [14-4]	_____	18 gms
4.	13	1960-61 [13-1]	_____	14 gms
5.	12	1961-62 [12-2]	_____	14 gms
	12	1963-64 [12-2]	_____	14 gms
	12	1971-72 [12-2]	_____	14 gms
	12	1972-73 [12-2]	_____	14 gms
9.	11	1950-51 [11-1]	_____	12 gms
	11	1962-63 [11-3]	_____	14 gms
	11	1967-68 [11-3]	_____	14 gms
	11	1973-74 [11-3]	_____	14 gms
	11	1975-76 [11-3]	_____	14 gms
	11	1976-77 [11-3]	_____	14 gms
	11	1987-88 [11-3]	_____	14 gms
	11	2009-10 [11-5]	_____	16 gms

Other 10-Win Conference Seasons [16]

10	1916-17 [10-2]	_____	12 gms
10	1917-18 [10-5]	_____	15 gms
10	1918-19 [10-2]	_____	12 gms
10	1924-25 [10-6]	_____	16 gms
10	1952-53 [10-2]	_____	12 gms
10	1957-58 [10-2]	_____	12 gms
10	1959-60 [10-4]	_____	14 gms
10	1969-70 [10-4]	_____	14 gms
10	1974-75 [10-4]	_____	14 gms
10	1981-82 [10-4]	_____	14 gms
10	2006-07 [10-6]	_____	16 gms
10	2007-08 [10-6]	_____	16 gms
10	2010-11 [10-6]	_____	16 gms
10	2011-12 [10-8]	_____	18 gms
10	2013-14 [10-8]	_____	18 gms
10	2017-18 [10-8]	_____	18 gms

Fewest Conference Wins

1	1942-43 [1-9]	_____	10 gms
1	1943-44 [1-9]	_____	10 gms



### Season Winning Percentage/ Conference Season

1.	1.000	1958-59 [14-0]	14 gms
2.	.929	1960-61 [13-1]	14 gms
3.	.917	1950-51 [11-1]	12 gms
4.	.857	1961-62 [12-2]	14 gms
	.857	1963-64 [12-2]	14 gms
	.857	1971-72 [12-2]	14 gms
	.857	1972-73 [12-2]	14 gms
8.	.833	1916-17 [10-2]	12 gms
	.833	1918-19 [10-2]	12 gms
	.833	1951-52 [10-2]	12 gms
	.833	1957-58 [10-2]	12 gms

### Most Conference Wins/ Four-Year Span

1.	49	1958-62 [49-7]	56 gms
2.	48	1960-64 [48-8]	56 gms
3.	47	1957-61 [47-7]	54 gms
4.	46	1959-63 [46-10]	56 gms
5.	45	1971-75 [45-11]	56 gms
	45	2009-13 [45-23]	68 gms
7.	44	1972-76 [44-12]	56 gms
	44	2010-14 [44-26]	70 gms
9.	43	1973-77 [43-13]	56 gms
10.	42	1956-60 [42-10]	52 gms
	42	2011-15 [42-30]	72 gms

### Other 40-Win Conference Seasons/Four-Year Span [7]

41	1955-59 [41-9]	50 gms
41	1970-74 [41-15]	56 gms
40	1961-65 [40-16]	56 gms
40	1969-73 [40-16]	56 gms
40	2006-10 [40-24]	64 gms
40	2007-11 [40-24]	64 gms
40	2008-12 [40-26]	66 gms

### Most Conference Losses

1.	15	2019-20 [3-15]	18 gms
2.	14	1922-23 [2-14]	16 gms
	14	1999-2000 [2-14]	16 gms
	14	2020-21 [4-14]	18 gms
5.	13	1921-22 [3-13]	16 gms
	13	1996-97 [3-13]	16 gms
	13	2015-16 [5-13]	18 gms
8.	12	1934-35 [4-12]	16 gms
	12	2000-01 [4-12]	16 gms
	12	2002-03 [4-12]	16 gms

## Home Records

### Perfect Home Seasons

10-0	1916-17 [Nichols Gym]
10-0	1918-19 [Nichols Gym]
11-0	1951-52 [Ahearn Field House]
11-0	1958-59 [Ahearn Field House]
10-0	1961-62 [Ahearn Field House]
11-0	1969-70 [Ahearn Field House]
12-0	1972-73 [Ahearn Field House]
12-0	1974-75 [Ahearn Field House]

### Most Home Wins

1.	17	2008-09 [17-3]	20 gms
	17	2012-13 [17-1]	18 gms
3.	16	1981-82 [16-2]	18 gms
	16	2010-11 [16-2]	18 gms
5.	15	1980-81 [15-2]	17 gms
	15	2007-08 [15-2]	17 gms
	15	2013-14 [15-2]	17 gms
8.	14	1998-99 [14-3]	17 gms
	14	2006-07 [14-3]	17 gms
	14	2009-10 [14-3]	17 gms
	14	2017-18 [14-4]	18 gms
	14	2018-19 [14-2]	16 gms

### Fewest Home Wins

0	1902-03 [0-2]	2 gms
0	1922-23 [0-8]	8 gms

### Most Wins at Bramlage Coliseum

1.	17	2008-09 [17-3]	20 gms
	17	2012-13 [17-1]	18 gms
3.	16	2010-11 [16-2]	18 gms
4.	15	2007-08 [15-2]	17 gms
	15	2013-14 [15-2]	17 gms
6.	14	1998-99 [14-3]	17 gms
	14	2006-07 [14-3]	17 gms
	14	2009-10 [14-3]	17 gms
	14	2017-18 [14-4]	18 gms
	14	2018-19 [14-2]	16 gms
10.	13	1991-92 [13-4]	17 gms
	13	1993-94 [13-5]	18 gms
	13	2004-05 [13-5]	18 gms
	13	2005-06 [13-4]	17 gms
	13	2014-15 [13-4]	17 gms
	13	2015-16 [13-5]	18 gms

### Highest Winning Percentage/ Bramlage Coliseum

1.	.941	2010-11 [16-1]	17 gms
	.941	2012-13 [16-1]	17 gms
3.	.882	2013-14 [15-2]	17 gms
4.	.875	2007-08 [14-2]	16 gms
5.	.867	2018-19 [13-2]	15 gms
6.	.857	1988-89 [12-2]	14 gms
	.857	1997-98 [12-2]	14 gms
8.	.824	1998-99 [14-3]	17 gms
	.824	2006-07 [14-3]	17 gms
	.824	2017-18 [14-3]	17 gms
10.	.800	1989-90 [12-3]	15 gms

### Fewest Wins at Bramlage Coliseum

1.	6	2020-21 [6-12]	18 gms
2.	8	1990-91 [8-6]	14 gms
	8	1999-2000 [8-7]	15 gms
	8	2000-01 [8-7]	15 gms

### Most Home Losses

1.	12	2020-21 [6-12]	18 gms
2.	9	1914-15 [4-9]	13 gms
3.	8	1922-23 [0-8]	8 gms
	8	2019-20 [9-8]	15 gms
5.	7	1907-08 [1-7]	8 gms
	7	1921-22 [2-7]	9 gms
	7	1943-44 [4-7]	11 gms
	7	1999-2000 [8-7]	15 gms
	7	2000-01 [8-7]	15 gms
	7	2021-22 [9-7]	16 gms
6	5 times		
		last time: 1996-97 [8-6]	14 gms

### Perfect Conference Home Win Seasons

6-0	1916-17 [Nichols Gym]
4-0	1918-19 [Nichols Gym]
6-0	1950-51 [Ahearn Field House]
6-0	1951-52 [Ahearn Field House]
7-0	1958-59 [Ahearn Field House]
7-0	1959-60 [Ahearn Field House]
7-0	1960-61 [Ahearn Field House]
7-0	1961-62 [Ahearn Field House]
7-0	1969-70 [Ahearn Field House]
6-0	1971-72 [Ahearn Field House]
7-0	1972-73 [Ahearn Field House]
7-0	1974-75 [Ahearn Field House]

### Most Conference Home Wins

1.	8	2012-13 [8-1]	9 gms
	8	2013-14 [8-1]	9 gms
3.	7	1958-59 [7-0]	7 gms
	7	1959-60 [7-0]	7 gms
	7	1960-61 [7-0]	7 gms
	7	1961-62 [7-0]	7 gms
	7	1969-70 [7-0]	7 gms
	7	1972-73 [7-0]	7 gms
	7	1974-75 [7-0]	7 gms

7	2007-08 [7-1]	8 gms
7	2010-11 [7-1]	8 gms
7	2014-15 [7-2]	9 gms
7	2018-19 [7-2]	9 gms

### Fewest Conference Home Wins

0	1922-23 [0-8]	8 gms
---	---------------	-------

### Most Conference Home Losses

1.	8	1914-15 [2-8]	10 gms
	8	1922-23 [0-8]	8 gms
3.	7	2020-21 [2-7]	9 gms
4.	6	1921-22 [2-6]	8 gms
	6	1999-2000 [2-6]	8 gms
	6	2000-01 [2-6]	8 gms
	6	2019-20 [3-6]	9 gms
8.	5	1927-28 [4-5]	9 gms
	5	1934-35 [4-5]	9 gms
	5	1985-86 [2-5]	7 gms
	5	1990-91 [2-5]	7 gms
	5	1996-97 [3-5]	8 gms
	5	2015-16 [4-5]	9 gms
	5	2016-17 [4-5]	9 gms

## Road Records

### Perfect Road Seasons

1-0	1908-09
4-0	1915-16

### Most Road Wins

1.	10	1958-59 [10-1]	11 gms
2.	9	1957-58 [9-1]	10 gms
3.	8	1930-31 [8-2]	10 gms
	8	1961-62 [8-3]	11 gms
	8	1963-64 [8-2]	10 gms
	8	1972-73 [8-3]	11 gms
	8	1987-88 [8-4]	12 gms
8.	7	1918-19 [7-2]	9 gms
	7	1950-51 [7-2]	9 gms
	7	1967-68 [7-4]	11 gms
	7	1973-74 [7-4]	11 gms
	7	1976-77 [7-4]	11 gms
	7	2009-10 [7-2]	9 gms
	7	2012-13 [7-3]	10 gms
	7	2018-19 [7-5]	12 gms

### Fewest Road Wins

0	1902-03 [0-3]	3 gms
0	1905-06 [0-4]	4 gms
0	1906-07 [0-3]	3 gms
0	1907-08 [0-5]	5 gms
0	1919-20 [0-6]	6 gms
0	1933-34 [0-9]	9 gms
0	1937-38 [0-8]	8 gms
0	1938-39 [0-8]	8 gms
0	1942-43 [0-8]	8 gms
0	2001-02 [0-10]	10 gms

### Most Road Losses

1.	11	1945-46 [1-11]	12 gms
	11	1999-2000 [1-11]	12 gms
3.	10	1934-35 [1-10]	11 gms
	10	1996-97 [1-10]	11 gms
	10	2000-01 [2-10]	12 gms
	10	2001-02 [0-10]	10 gms
	10	2014-15 [1-10]	11 gms
	10	2019-20 [1-10]	11 gms
9.	9	1939-40 [2-9]	11 gms
	9	1940-41 [1-9]	10 gms
	9	1983-84 [2-9]	11 gms
	9	1994-95 [1-9]	10 gms
	9	1997-98 [3-9]	12 gms
	9	2002-03 [1-9]	10 gms
	9	2003-04 [2-9]	11 gms
	9	2015-16 [2-9]	11 gms

### Fewest Road Losses

0	1908-09 [1-0]	1 gms
0	1915-16 [4-0]	4 gms

### Most Conference Road Wins

1.	7	1958-59 [7-0]	7 gms
	7	2018-19 [7-2]	9 gms
3.	6	1918-19 [6-2]	8 gms
	6	1924-25 [6-2]	8 gms
	6	1960-61 [6-1]	7 gms
	6	1963-64 [6-1]	7 gms
	6	1971-72 [6-2]	8 gms
	6	1975-76 [6-1]	7 gms
	6	2012-13 [6-3]	9 gms
	6	2009-10 [6-2]	8 gms
10.	5	12 times	
		last time: 2011-12 [5-4]	9 gms

### Fewest Conference Road Wins

0	1919-20 [0-6]	6 gms
0	1928-29 [0-5]	5 gms
0	1933-34 [0-5]	5 gms
0	1934-35 [0-7]	7 gms
0	1937-38 [0-5]	5 gms
0	1938-39 [0-5]	5 gms
0	1939-40 [0-5]	5 gms
0	1940-41 [0-5]	5 gms
0	1942-43 [0-5]	5 gms
0	1943-44 [0-5]	5 gms
0	1945-46 [0-5]	5 gms
0	1946-47 [0-5]	5 gms
0	1994-95 [0-7]	7 gms
0	1996-97 [0-8]	8 gms
0	1999-2000 [0-8]	8 gms
0	2001-02 [0-8]	8 gms
0	2002-03 [0-8]	8 gms
0	2019-20 [0-9]	9 gms

### Most Conference Road Losses

1.	9	2019-20 [0-9]	9 gms
2.	8	1996-97 [0-8]	8 gms
	8	1999-2000 [0-8]	8 gms
	8	2001-02 [0-8]	8 gms
	8	2002-03 [0-8]	8 gms
	8	2014-15 [1-8]	9 gms
	8	2015-16 [1-8]	9 gms
8.	7	1921-22 [1-7]	8 gms
	7	1934-35 [0-7]	7 gms
	7	1994-95 [0-7]	7 gms
	7	1997-98 [1-7]	8 gms
	7	1998-99 [1-7]	8 gms
	7	2013-14 [2-7]	9 gms
	7	2020-21 [2-7]	9 gms

### Fewest Conference Road Losses

0	1915-16 [4-0]	4 gms
0	1958-59 [7-0]	7 gms

## Neutral Records

### Most Neutral Wins

1.	8	2009-10 [8-3]	11 gms
2.	7	1987-88 [7-2]	9 gms
3.	6	1947-48 [6-2]	8 gms
	6	1950-51 [6-1]	7 gms
5.	5	1957-58 [5-3]	8 gms
	5	1960-61 [5-1]	6 gms
	5	1963-64 [5-3]	8 gms
	5	1976-77 [5-2]	7 gms
	5	1980-81 [5-2]	7 gms
	5	2017-18 [5-3]	8 gms

### Fewest Neutral Wins

0	1943-44 [0-2]	2 gms
0	1945-46 [0-4]	4 gms
0	1983-84 [0-3]	3 gms
0	1996-97 [0-1]	1 gm
0	1999-2000 [0-1]	1 gm
0	2003-04 [0-1]	1 gm
0	2005-06 [0-1	



Streaks

Longest Winning Streaks

Games	Date Started	Date Ended
1.	21	Dec. 19, 1958 _____ March 13, 1959
2.	18	March 9, 1918 _____ March 8, 1919
	18	Jan. 25, 1917 _____ Jan. 30, 1918
4.	13	Feb. 27, 1964 _____ March 14, 1964
	13	Dec. 18, 1950 _____ Feb. 10, 1951
6.	11	Jan. 6, 1958 _____ March 1, 1958
	11	Jan. 10, 1962 _____ March 3, 1962
	11	Jan. 14, 1974 _____ Feb. 26, 1974
	11	Feb. 2, 1977 _____ March 12, 1977
9.	10	Dec. 1, 1947 _____ Jan. 3, 1948
	10	Jan. 14, 1957 _____ Feb. 25, 1957
	10	Dec. 10, 1960 _____ Jan. 14, 1961
	10	Feb. 5, 1972 _____ March 16, 1972
	10	Dec. 1, 1993 _____ Jan. 5, 1994
	10	Nov. 22, 2009 _____ Jan. 3, 2010
	10	Nov. 24, 2013 _____ Jan. 7, 2014

Longest Losing Streak

■ 15 games, Feb. 28, 1922-Feb. 13, 1923

Wins To Start A Season

Games	Date Started	Date Ended
1.	17	Jan. 11, 1919 _____ March 8, 1919
2.	10	Dec. 1, 1947 _____ Jan. 3, 1948
3.	9	Dec. 3, 1957 _____ Dec. 28, 1957
	9	Nov. 14, 1997 _____ Dec. 28, 1997
5.	8	Dec. 1, 1979 _____ Dec. 17, 1979
	8	Nov. 19, 2004 _____ Dec. 21, 2004
7.	7	Jan. 10, 1916 _____ Feb. 3, 1916
	7	Nov. 28, 1961 _____ Dec. 22, 1961
9.	6	Jan. 8, 1920 _____ Jan. 24, 1920
	6	Nov. 26, 1977 _____ Dec. 14, 1977
	6	Nov. 24, 1984 _____ Dec. 15, 1984
	6	Nov. 29, 1986 _____ Dec. 11, 1986
	6	Nov. 9, 2018 _____ Dec. 1, 2018

Losses To Start A Season

■ 8 games, Jan. 15-Feb. 13, 1908

Longest Home Winning Streaks

Games	Date Started	Date Ended
1.	27	Dec. 18, 1950 _____ Feb. 17, 1953
2.	23	Dec. 8, 1971 _____ Dec. 8, 1973
3.	20	Dec. 16, 1960 _____ Dec. 8, 1962
4.	20	Jan. 28, 1981 _____ Jan. 30, 1982
5.	19	Feb. 17, 1916 _____ Feb. 9, 1918
6.	18	Nov. 30, 1974 _____ Jan. 17, 1976
7.	17	March 9, 1918 _____ Jan. 24, 1920
	17	Feb. 3, 1969 _____ Dec. 5, 1971
9.	15	Jan. 15, 2011 _____ Jan. 7, 2012
	15	Nov. 13, 2013 _____ March 1, 2014

■ 10+ straight home wins has been done 11 other times

Longest Home Losing Streak

■ 16 games, Jan. 16, 1922-Jan. 5, 1924

Winning Streaks in Bramlage Coliseum

Games	Date Started	Date Ended
1.	15	Nov. 13, 2013 _____ March 1, 2014
2.	14	Feb. 17, 2009 _____ Jan. 18, 2010
	14	Jan. 15, 2011 _____ Jan. 7, 2012
4.	12	March 1, 1997 _____ Feb. 14, 1998
5.	11	Feb. 23, 2005 _____ Jan. 11, 2006
	11	Dec. 9, 2007 _____ Feb. 25, 2008
	11	March 4, 2008 _____ Jan. 10, 2009
	11	March 3, 2012 _____ Jan. 22, 2013
	11	Feb. 14, 2015 _____ Dec. 29, 2015
10.	10	March 2, 2016 _____ Jan. 14, 2017

Longest Losing Streak at Bramlage Coliseum

■ 7 games, Jan. 2-Feb. 17, 2021

Longest Road Winning Streaks

Games	Date Started	Date Ended
1.	10	Feb. 21, 1918 _____ March 1, 1919
2.	9	Dec. 7, 1957 _____ Feb. 22, 1958
3.	8	Dec. 20, 1958 _____ Feb. 27, 1959
4.	7	Jan. 20, 1916 _____ Jan. 31, 1918
	7	Feb. 24, 1930 _____ Feb. 17, 1931
	7	Feb. 2, 1963 _____ Dec. 23, 1963
	7	Jan. 27, 1964 _____ Dec. 19, 1964
8.	6	March 4, 1926 _____ Jan. 8, 1927
	6	Dec. 4, 1950 _____ Feb. 5, 1951
	6	Feb. 4, 1976 _____ Dec. 6, 1976
	6	Jan. 16, 2010 _____ Feb. 23, 2010
	6	Feb. 18, 2012 _____ Jan. 26, 2013

Longest Road Losing Streak

■ 17 games, Feb. 15, 1937-Feb. 25, 1939

Longest Conference Winning Streaks

Games	Date Started	Date Ended
1.	19	Jan. 5, 1959 _____ Jan. 18, 1960
2.	13	Feb. 2, 1917 _____ Jan. 30, 1918
3.	12	Jan. 27, 1964 _____ Jan. 4, 1965
4.	11	March 9, 1918 _____ March 8, 1919
	11	Feb. 24, 1951 _____ Feb. 16, 1952
	11	Jan. 10, 1962 _____ March 3, 1962
	11	Jan. 14, 1974 _____ Feb. 26, 1974
8.	10	Jan. 11, 1958 _____ March 1, 1958
	10	Feb. 5, 1972 _____ Jan. 13, 1973
10.	9	Feb. 9, 1949 _____ Jan. 28, 1950
	9	Feb. 2, 1963 _____ March 4, 1963
	9	Feb. 17, 1968 _____ Jan. 11, 1969
	9	Jan. 9, 2019 _____ Feb. 12, 2019

Longest Conference Losing Streak

■ 21 games, Jan. 16, 1922-Feb. 13, 1923

Longest Conference Home Winning Streaks

Games	Date Started	Date Ended
1.	20	Jan. 14, 1961 _____ Feb. 27, 1963
	20	March 6, 1971 _____ Feb. 23, 1974
3.	14	Jan. 13, 1951 _____ Feb. 14, 1953
	14	Jan. 10, 1959 _____ March 5, 1960
	14	Feb. 8, 1969 _____ Feb. 6, 1971
	14	Jan. 30, 2013 _____ March 1, 2014
7.	9	March 9, 1918 _____ Jan. 24, 1920
	9	Jan. 11, 1964 _____ Feb. 6, 1965
	9	Jan. 28, 1981 _____ Jan. 23, 1982
10.	8	Feb. 2, 1917 _____ Feb. 9, 1918
	8	Feb. 19, 1949 _____ Feb. 27, 1950

Longest Conference Home Losing Streak

■ 15 games, Jan. 16, 1922-Jan. 5, 1924

Longest Conference Road Winning Streaks

Games	Date Started	Date Ended
1.	9	Feb. 21, 1918 _____ Feb. 28, 1919
	9	Jan. 5, 1959 _____ Jan. 11, 1960
3.	6	Jan. 27, 1964 _____ March 9, 1964
	6	Feb. 4, 1976 _____ Jan. 8, 1977
	6	Jan. 16, 2010 _____ Feb. 23, 2010
	6	Jan. 12, 2019 _____ Feb. 18, 2019
7.	5	March 2, 1917 _____ Jan. 30, 1918
	5	Jan. 18, 1958 _____ Feb. 22, 1958
	5	Feb. 2, 1963 _____ March 4, 1963
	5	Jan. 14, 1974 _____ Feb. 26, 1974
	5	Feb. 18, 2012 _____ Jan. 16, 2013

Longest Conference Road Losing Streak

■ 24 games, Feb. 15, 1937-Feb. 14, 1942

Margins

Victory [Only Current Division I opponents]

Margin	Score	Opponent	Date
1.	+61	115-54	Delaware State _____ 12/7/1991
2.	+60	85-25	Savannah State _____ 1/7/2008
3.	+59	107-48	Gardner-Webb _____ 12/14/2008
4.	+58	75-17	TCU _____ 12/11/1947
5.	+55	111-56	Missouri _____ 1/3/1998
6.	+53	106-53	Cal State Bakersfield _____ 12/17/1979
7.	+52	92-40	Colorado _____ 2/2/1952
8.	+50	95-45	South Dakota _____ 11/29/1986
9.	+49	103-54	Cal State Fullerton _____ 12/2/1967
10.	+45	90-45	Oklahoma _____ 1/12/1959

Victory All-Time [All Divisions]

■ +95 [100-5] vs. Washburn (2/19/1910)

Victory in a Home Game

Margin	Score	Opponent	Date
1.	+61	115-54	Delaware State _____ 12/7/1991
2.	+60	85-25	Savannah State _____ 1/7/2008
3.	+59	107-48	Gardner-Webb _____ 12/14/2008
4.	+58	75-17	TCU _____ 12/11/1947
5.	+55	111-56	Missouri _____ 1/3/1998
6.	+53	106-53	Cal State Bakersfield _____ 12/17/1979
7.	+52	92-40	Colorado _____ 2/2/1952
8.	+50	95-45	South Dakota _____ 11/29/1986
9.	+49	103-54	Cal State Fullerton _____ 12/2/1967
10.	+45	90-45	Oklahoma _____ 1/12/1959

Victory in a Road Game

Margin	Score	Opponent	Date
1.	+38	62-24	at Oklahoma State _____ 2/25/1929
2.	+34	81-47	at Iowa State _____ 3/3/1951
3.	+34	92-58	at Oregon _____ 12/21/1965
4.	+31	34-3	at Colorado College _____ 1/3/1930
	+31	92-61	at Colorado _____ 1/21/1987
	+31	84-53	at Saint Louis _____ 12/3/2016
7.	+30	75-45	at Colorado _____ 1/28/1950
8.	+29	39-10	at Drake _____ 2/26/1927
	+29	79-50	at Nebraska _____ 2/5/1951
	+29	99-70	at Missouri _____ 2/18/1961

Victory in a Conference Game

Margin	Score	Opponent	Date
1.	+55	111-56	Missouri _____ 1/3/1998
2.	+52	92-40	Colorado _____ 2/2/1952
3.	+45	90-45	Oklahoma _____ 1/12/1959
4.	+42	99-57	Iowa State _____ 1/16/1950
5.	+40	98-58	Iowa State _____ 1/13/1951
6.	+39	87-48	Oklahoma _____ 3/5/1951
	+39	108-69	Missouri _____ 3/7/1959
	+39	85-46	Oklahoma State _____ 2/23/2019
9.	+37	108-71	Oklahoma _____ 2/21/1981
	+37	100-63	Missouri _____ 2/16/2008

Victory in a Big 12 Game

Margin	Score	Opponent	Date
1.	+55	111-56	Missouri _____ 1/3/1998
2.	+39	85-46	Oklahoma State _____ 2/23/2019
3.	+37	100-63	Missouri _____ 2/16/2008
4.	+34	94-60	Texas Tech _____ 1/15/2011
5.	+31	69-38	Texas A&M _____ 2/12/2002
	+31	90-59	Iowa State _____ 2/11/2004
7.	+26	83-57	Texas _____ 1/30/2013
8.	+25	82-57	Iowa State _____ 1/26/2008
	+25	79-54	TCU _____ 3/2/2016
10.	+24	68-44	Texas Tech _____ 1/11/2003

Victory in a Home Conference Game

Margin	Score	Opponent	Date
1.	+55	111-56	Missouri _____ 1/3/1998
2.	+39	85-46	Oklahoma State _____ 2/23/2019
3.	+37	100-63	Missouri _____ 2/16/2008
4.	+34	94-60	Texas Tech _____ 1/15/2011
5.	+31	69-38	Texas A&M _____ 2/12/2002
	+31	90-59	Iowa State _____ 2/11/2004
7.	+26	83-57	Texas _____ 1/30/2013
8.	+25	82-57	Iowa State _____ 1/26/2008
	+25	79-54	TCU _____ 3/2/2016
10.	+24	68-44	Texas Tech _____ 1/11/2003

Victory in a Road Conference Game

Margin	Score	Opponent	Date
1.	+34	81-47	at Iowa State _____ 3/3/1951
2.	+31	92-61	at Colorado _____ 1/21/1987
3.	+30	75-45	at Colorado _____ 1/28/1950
4.	+29	79-50	at Nebraska _____ 2/5/1951
	+29	99-70	at Missouri _____ 2/18/1961
6.	+27	82-55	at Nebraska _____ 2/3/1973
7.	+25	81-56	at Colorado _____ 2/21/1953
	+25	81-56	at Nebraska _____ 2/18/1957
9.	+24	80-56	at Iowa State _____ 2/17/1950
10.	+22	69-47	at Texas Tech _____ 1/25/2012

Defeat

Margin	Score	Opponent	Date
1.	-48	59-107	at Baylor _____ 1/27/2021
2.	-47	21-68	at Oklahoma _____ 2/19/1934
3.	-45	45-90	vs. Kansas _____ 3/10/1995
4.	-41	52-93	at UMKC _____ 12/30/2003
	-41	63-104	at Texas _____ 1/12/1997
	-41	54-95	at Xavier _____ 12/29/1996
	-41	76-117	Oklahoma _____ 1/18/1992
	-41	75-116	at Lamar _____ 12/21/1991
9.	-38	12-50	at Kansas _____ 1/31/1908
	-38	53-91	at Kansas _____ 2/22/1975
	-38	34-72	at Oklahoma State _____ 1/6/1992
	-38	87-125	at Arizona _____ 12/30/1997
	-38	51-89	at West Virginia _____ 2/3/2018

Defeat in a Home Game

Margin	Score	Opponent	Date
1.	-41	76-117	Oklahoma _____ 1/18/1992
2.	-36	14-50	Nebraska _____ 2/19/1906
3.	-33	28-61	Nebraska _____ 2/13/1940
4.	-31	69-100	Baylor _____ 12/19/2020
5.	-29	65-94	Kansas _____ 2/12/2000
	-29	70-99	Texas _____ 3/4/2000
7.	-28	57-85	Kansas _____ 1/27/1990
8.	-27	71-98	Kansas _____ 2/4/2002
9.	-26	10-36	Missouri _____ 2/13/1923
10.	-23	46-69	Kansas _____ 2/1/1999

Defeat in a Road Game

Margin	Score	Opponent	Date
1.	-48	59-107	at Baylor _____ 1/27/2021
2.	-47	21-68	at Oklahoma _____ 2/19/1934
3.	-41	52-93	at UMKC _____ 12/30/2003
	-41	63-104	at Texas _____ 1/12/1997
	-41	54-95	at Xavier _____ 12/29/1996
	-41	75-116	at Lamar _____ 12/21/1991
7.	-38	12-50	at Kansas _____ 1/31/1908
	-38	53-91	at Kansas _____ 2/22/1975
	-38	34-72	



## Season Openers

### Overall [92-26]

Home: 80-10 (28-3 at Bramlage Coliseum) ■ Away: 9-13 ■ Neutral: 3-3

Date	Opponent	Site	Result	Score
1/16/1903	Haskell (Kan.)	Manhattan	L	7-60

### C.W. Melick [0-1]

12/8/1905	vs. Campbell	Gasco, Kan.	L	11-18
-----------	--------------	-------------	---	-------

### Mike Ahearn [2-2]

1/22/1907	Haskell (Kan.)	Manhattan	L	27-28
1/15/1908	Nebraska	Manhattan	L	18-36
12/9/1908	Cotner	Manhattan	W	59-25
1/6/1910	Nebraska	Manhattan	W	27-16

### Guy Lowman [3-1]

1/16/1911	at Friends (Kan.)	Wichita, Kan.	L	24-29
12/14/1911	Southwestern (Kan.)	Manhattan	W	32-17
1/10/1912	Southwestern (Kan.)	Manhattan	W	45-24
1/9/1914	Iowa State*	Manhattan	W	19-7

### Carl J. Merner [2-0]

1/11/1915	Bethany (Kan.)	Manhattan	W	25-24
1/10/1916	Kansas Wesleyan	Manhattan	W	59-24

### Zora G. Clevenger [4-0]

1/13/1917	Washburn (Kan.)	Manhattan	W	71-5
1/12/1918	at Saint Mary's (Kan.)	St. Mary's, Kan.	W	42-20
1/11/1919	Washburn (Kan.)	Manhattan	W	36-20
1/8/1920	Fort Riley	Manhattan	W	57-10

### E.A. Knoth [1-0]

1/8/1921	Ottawa (Kan.)*	Manhattan	W	34-26
----------	----------------	-----------	---	-------

### E.C. Curtiss [1-1]

1/5/1922	Grinnell (Iowa)*	Manhattan	W	23-13
1/6/1923	Nebraska*	Manhattan	L	15-21

### Charles Corsaut [7-3]

1/5/1924	Oklahoma*	Manhattan	L	15-29
1/6/1925	at Hilliards	Hilliards	L	24-33
1/2/1926	at Northwestern	Evanston, Ill.	W	30-28
12/18/1926	Saint Mary's (Kan.)	Manhattan	W	46-38
12/16/1927	at Kansas*	Lawrence, Kan.	W	20-13
12/21/1928	Kansas Wesleyan	Manhattan	W	21-20
12/18/1929	at Saint Mary's (Kan.)	St. Mary's, Kan.	W	36-18
12/12/1930	at Washington (Mo.)	St. Louis, Mo.	W	35-22
12/11/1931	at Kansas	Lawrence, Kan.	L	30-32
12/2/1932	at Kansas	Lawrence, Kan.	W	31-27

### Frank Root [3-3]

12/12/1933	at Kansas	Lawrence, Kan.	L	13-27
12/14/1934	at Kansas	Lawrence, Kan.	W (OT)	39-35
12/15/1935	Washburn (Kan.)	Manhattan	W	58-38
12/8/1936	Fort Hays State (Kan.)	Manhattan	L	25-47
12/2/1937	Doane (Neb.)	Manhattan	W	36-32
12/3/1938	at Southwestern (Kan.)	Winfield, Kan.	L	22-23

### Jack Gardner [3-0]

12/6/1939	Baker (Kan.)	Manhattan	W	35-33
12/6/1940	Washburn (Kan.)	Manhattan	W	23-15
12/4/1941	Doane (Neb.)	Manhattan	W	57-43

### Chili Cochrane [1-0]

12/4/1942	Doane (Neb.)	Manhattan	W	50-32
-----------	--------------	-----------	---	-------

### Cliff Rock [1-0]

12/4/1943	McPherson (Kan.)	Manhattan	W	45-39
-----------	------------------	-----------	---	-------

### Fritz Knorr [1-1]

12/4/1944	Fort Riley	Manhattan	L	35-53
12/4/1945	at Washburn (Kan.)	Topeka, Kan.	W	46-31

### Jack Gardner [6-1]

12/2/1946	Washburn (Kan.)	Manhattan	W	47-27
12/1/1947	Rockhurst (Kan.)	Manhattan	W	52-37
12/1/1948	at Emporia State (Kan.)	Emporia, Kan.	W	60-49
12/1/1949	Rockhurst (Kan.)	Manhattan	W	83-34
12/1/1950	at LIU Brooklyn	Brooklyn, N.Y.	L	59-60
12/1/1951	Purdue	Manhattan	W	67-51
12/6/1952	Drake	Manhattan	W (OT)	79-73

### Fred "Tex" Winter [11-4]

12/5/1953	Denver	Manhattan	W	70-41
12/4/1954	at UCLA	Los Angeles, Calif.	L	57-86
12/6/1955	Texas Tech	Manhattan	W	89-70
12/1/1956	Houston	Manhattan	W	97-78
12/3/1957	UTEP	Manhattan	W	76-31
12/1/1958	Purdue	Manhattan	W	96-83
12/1/1959	South Dakota State	Manhattan	W	85-52
12/3/1960	Texas A&M	Manhattan	W	69-64
11/28/1961	New Mexico	Manhattan	W	94-52
12/1/1962	at Michigan State	East Lansing, Mich.	W	66-56
11/30/1963	Minnesota	Manhattan	L	66-76
12/2/1964	Creighton	Manhattan	W	96-82
12/1/1965	at Creighton	Omaha, Neb.	L	75-83
12/1/1966	Minnesota	Manhattan	L	59-60
12/2/1967	Cal State Fullerton	Manhattan	W	103-54

### Lowell "Cotton" Fitzsimmons [1-1]

12/2/1968	at #14 Cincinnati	Cincinnati, Ohio	L	70-86
12/1/1969	Indiana State	Manhattan	W	99-63

### Jack Hartman [13-3]

12/1/1970	TCU	Manhattan	W	79-70
12/3/1971	at #19 BYU	Provo, Utah	L	72-78
11/27/1972	San Diego State	Manhattan	W	79-67
12/1/1973	Utah	Manhattan	W	87-82
11/30/1974	Montana State	Manhattan	W	96-73
11/29/1975	at Texas Tech	Lubbock, Texas	L	58-66
11/27/1976	Vanderbilt	Manhattan	W	89-66
11/26/1977	Northern Illinois	Manhattan	W	76-74
11/25/1978	Northern Iowa	Manhattan	W	82-54
12/1/1979	Northern Iowa	Manhattan	W	84-38
11/29/1980	Northern Iowa	Manhattan	W	72-54

11/28/1981	Northern Iowa	Manhattan	W	86-50
11/27/1982	Colorado State-Pueblo	Manhattan	W	72-57
11/25/1983	at Loyola Chicago	Chicago, Ill.	L	62-71
11/24/1984	North Texas	Manhattan	W	72-50
11/22/1985	vs. Chamaine	Mau, Hawai'i	W	68-56

### Lon Kruger [4-0]

11/29/1986	South Dakota	Manhattan	W	95-45
11/27/1987	vs. San Diego State	Fresno, Calif.	W	79-68
11/26/1988	Purdue	Manhattan^	W	81-77
11/24/1989	vs. Florida State	Anchorage, Alaska	W	71-70

### Dana Altman [3-1]

11/24/1990	Akron	Manhattan	W	61-54
11/23/1991	UTSA	Manhattan	W	103-65
12/1/1992	Coppin State	Manhattan	W	85-61
11/27/1993	Southern Miss	Manhattan	L	60-74

### Tom Asbury [4-2]

11/16/1994	at Alabama	Tuscaloosa, Ala.	L	48-79
11/25/1995	Bradley	Manhattan	W (OT)	75-72
11/22/1996	UMKC	Manhattan	W	73-53
11/14/1997	Western Carolina	Manhattan	W	99-74
11/13/1998	St. Mary's (Calif.)	Manhattan	W	83-60
11/16/1999	at #10 Arizona	Tucson, Ariz.	L	69-88

### Jim Wooldridge [5-1]

11/18/2000	UTSA	Manhattan	W	71-55
11/16/2001	Troy	Manhattan	W	64-60
11/23/2002	vs. BYU	St. Thomas, USVI	L	64-73
11/21/2003	Birmingham-Southern	Manhattan	W	70-50
11/19/2004	North Dakota State	Manhattan	W	70-61
11/18/2005	Georgia Southern	Manhattan	W	83-58

### Bob Huggins [1-0]

11/11/2006	William & Mary	Manhattan	W	70-60
------------	----------------	-----------	---	-------

### Frank Martin [5-0]

11/9/2007	Sacramento State	Manhattan	W	94-63
11/14/2008	Florida A&M	Manhattan	W	96-57
11/13/2009	Loyola Chicago	Manhattan	W	92-54
11/12/2010	James Madison	Manhattan	W	75-61
11/11/2011	Charleston Southern	Manhattan	W	72-67

### Bruce Weber [8-2]

11/9/2012	North Dakota	Manhattan	W	85-52
11/8/2013	Northern Colorado	Manhattan	L	58-60
11/14/2014	Southern Utah	Manhattan	W	98-68
11/13/2015	UMES	Manhattan	W	80-53
11/11/2016	Western Illinois	Manhattan	W	82-55
11/10/2017	American	Manhattan	W	83-45
11/9/2018	Kennesaw State	Manhattan	W	56-41
11/5/2019	North Dakota State	Manhattan	W	67-54
11/25/2020	Drake	Manhattan	L	70-80
11/10/2021	Florida A&M	Manhattan	W	67-57

\*Also conference opener | ^First game at Bramlage Coliseum  
Games at Bramlage Coliseum highlighted

## Conference Openers

### Overall [54-55]

Home: 36-20 (10-5 at Bramlage Coliseum) ■ Away: 18-35

### Missouri Valley Conference Era [9-6]

Date	Opponent	Site	Result	Score
1/9/1914	Iowa State	Manhattan	W	19-7
1/20/1915	Nebraska	Manhattan	L	19-26
1/20/1916	at Kansas	Lawrence, Kan.	W	31-18
1/23/1917	at Kansas	Lawrence, Kan.	L	16-34
1/19/1918	Iowa State	Manhattan	W	33-27
2/16/1919	Kansas	Manhattan	W	33-30
1/16/1920	Grinnell (Iowa)	Manhattan	W	29-20
1/8/1921	Ottawa (Kan.)	Manhattan	W	34-26
1/5/1922	Grinnell (Iowa)	Manhattan	W	23-13
1/6/1923	Nebraska	Manhattan	L	15-21
1/5/1924	Oklahoma	Manhattan	L	15-29
1/9/1925	Nebraska	Manhattan	L	11-23
1/13/1926	Kansas	Manhattan	L	15-26
1/7/1927	at Nebraska	Lincoln, Neb.	W	34-23
12/16/1928	at Kansas	Lawrence, Kan.	W	20-13

### Big Six Conference Era [3-16]

1/11/1929	at Iowa State	Ames, Iowa	L	30-41
1/10/1930	Nebraska	Manhattan	L	39-41
1/12/1931	at Missouri	Columbia, Mo.	W	31-30
1/9/1932	at Missouri	Columbia, Mo.	L	29-32
1/7/1933	Oklahoma	Manhattan	L	16-28
1/6/1934	at Missouri	Columbia, Mo.	L	20-32
1/4/1935	at Oklahoma	Norman, Okla.	L	32-38
1/7/1936	Kansas	Manhattan	L	17-28
1/4/1937	at Oklahoma	Norman, Okla.	L	41-47
1/8/1938	at Iowa State	Ames, Iowa	L	31-41
1/7/1939	at Iowa State	Ames, Iowa	L	36-47
1/6/1940	Oklahoma	Manhattan	L	33-50
1/7/1941	at Nebraska	Lincoln, Neb.	L	23-33
1/6/1942	at Nebraska	Lincoln, Neb.	L	38-44
1/5/1943	Nebraska	Manhattan	L	32-41
1/3/1944	Iowa State	Manhattan	L	33-42
1/2/1945	Oklahoma	Manhattan	W	55-54
1/2/1946	at Nebraska	Lincoln, Neb.	L	37-44
1/4/1947	Nebraska	Manhattan	W	63-54

### Big Seven Conference Era [8-3]

1/12/1948	Colorado	Manhattan	W	65-51
1/8/1949	at Missouri	Columbia, Mo.	L	42-49
1/7/1950	Nebraska	Manhattan	W	63-60
1/6/1951	at Missouri	Columbia, Mo.	W	60-43
1/12/1952	Nebraska	Manhattan	W	71-36
1/7/1953	at #15 Kansas	Lawrence, Kan.	L	66-80
1/9/1954	Colorado	Manhattan	W	66-60



Opponent	Overall	H	A	N
<b>Ablene Christian</b>	<b>2-0</b>	<b>2-0</b>	<b>0-0</b>	<b>0-0</b>
Air Force	1-0	1-0	0-0	0-0
<b>Akron</b>	<b>3-0</b>	<b>2-0</b>	<b>1-0</b>	<b>0-0</b>
Alabama	2-2	1-0	0-2	1-0
Alabama-Huntsville	1-0	1-0	0-0	0-0
Alabama State	2-0	2-0	0-0	0-0
Albany	1-0	1-0	0-0	0-0
Alcorn State	1-0	1-0	0-0	0-0
American	1-0	1-0	0-0	0-0
Arizona	8-6	5-0	2-5	1-1
Arizona State	4-5	2-1	1-2	1-2
Arkansas	8-4	2-1	1-2	5-1
Arkansas-Pine Bluff	5-0	5-0	0-0	0-0
Arkansas State	1-0	1-0	0-0	0-0
Army West Point	0-1	0-0	0-0	0-1
Auburn	1-0	0-0	0-0	1-0
Auburn-Montgomery	1-0	1-0	0-0	0-0
Austin Peay	1-0	0-0	0-0	1-0
Baker (Kan.)	2-6	2-3	0-3	0-0
<b>Baylor</b>	<b>23-25</b>	<b>12-11</b>	<b>8-11</b>	<b>3-3</b>
Belmont	1-0	1-0	0-0	0-0
Bethany	7-3	7-1	0-2	0-0
Bethune-Cookman	3-0	3-0	0-0	0-0
Birmingham-Southern	1-0	1-0	0-0	0-0
Boston College	2-1	0-0	0-0	2-1
Boston University	1-0	0-0	0-0	1-0
Bradley	3-3	2-0	1-1	0-2
<b>Butler</b>	<b>0-1</b>	<b>0-0</b>	<b>0-0</b>	<b>0-1</b>
BYU	4-3	0-0	1-2	3-1
<b>California</b>	<b>6-1</b>	<b>1-0</b>	<b>2-1</b>	<b>3-0</b>
UC Davis	1-0	1-0	0-0	0-0
UC Santa Barbara	1-1	0-1	1-0	0-0
Cal Poly-Pomona	2-0	2-0	0-0	0-0
Cal State Bakersfield	1-0	1-0	0-0	0-0
Cal State Fullerton	3-0	3-0	0-0	0-0
Cal State Northridge	2-0	2-0	0-0	0-0
Campbell	0-1	0-1	0-0	0-0
Canisius	1-1	0-0	1-1	0-0
Carleton (Minn.)	0-1	0-0	0-1	0-0
Centenary (La.)	2-0	2-0	0-0	0-0
Central Arkansas	1-0	1-0	0-0	0-0
Central Connecticut	1-0	1-0	0-0	0-0
Central Missouri	4-2	4-0	0-2	0-0
Chaminade (Hawaii)	1-0	0-0	0-0	1-0
Charleston Southern	1-0	1-0	0-0	0-0
Charlotte	0-1	0-0	0-0	0-1
Chicago State	2-0	2-0	0-0	0-0
Cincinnati	1-7	0-2	0-2	1-3
Clemson	1-1	0-0	0-0	1-1
Cleveland State	3-0	2-0	1-0	0-0
Coastal Carolina	1-0	1-0	0-0	0-0
Colorado	96-48	54-11	32-33	10-4
Colorado College	8-0	2-0	6-0	0-0
Colorado State	9-5	7-0	1-5	1-0
Colorado State-Pueblo	4-0	4-0	0-0	0-0
Columbia	1-0	1-0	0-0	0-0
Coppin State	7-0	7-0	0-0	0-0
Creighton	8-8	5-0	2-7	1-1
Culver-Stockton (Mo.)	1-0	1-0	0-0	0-0
Dakota Wesleyan (S.D.)	0-1	0-1	0-0	0-0
Davidson	1-0	0-0	0-0	1-0
Davis and Elkins (W.Va.)	2-0	2-0	0-0	0-0
Dayton	1-0	0-0	0-0	1-0
Delaware	1-0	0-0	0-0	1-0
Delaware State	1-0	1-0	0-0	0-0
Denver	5-0	5-0	0-0	0-0
DePaul	3-3	0-2	0-1	3-0
Doane	6-0	6-0	0-0	0-0
Drake	20-7	10-3	10-4	0-0
Duke	0-1	0-0	0-0	0-1
Eastern Illinois	2-0	2-0	0-0	0-0
Eastern Kentucky	2-1	1-0	0-0	1-1
Eastern Washington	3-0	3-0	0-0	0-0
Emporia State	12-8	10-4	2-4	0-0
Evansville	1-1	0-0	1-1	0-0

Opponent	Overall	H	A	N
Fairleigh Dickinson	1-0	0-0	1-0	0-0
<b>Florida</b>	<b>1-1</b>	<b>1-0</b>	<b>0-0</b>	<b>0-1</b>
Florida A&M	5-0	5-0	0-0	0-0
Florida State	2-0	0-0	0-0	2-0
Fort Hays State	3-3	3-2	0-1	0-0
Fresno State	3-1	2-1	1-0	0-0
Friends	0-1	0-0	0-1	0-0
Gardner-Webb	4-0	4-0	0-0	0-0
George Mason	1-1	1-0	0-0	0-1
George Washington	4-1	2-0	1-1	1-0
Georgetown	0-1	0-0	0-0	0-1
Georgia	3-1	1-1	1-0	1-0
Georgia Southern	1-0	1-0	0-0	0-0
Georgia State	3-0	2-0	1-0	0-0
Gonzaga	3-1	1-0	0-0	2-1
Grand Canyon	1-0	1-0	0-0	0-0
Green Bay	1-0	3-0	0-1	0-0
Grinnell	9-5	5-3	4-2	0-0
Hamline	1-0	1-0	0-0	0-0
Hampton	2-0	2-0	0-0	0-0
Haskell	4-4	4-3	0-1	0-0
Hawaii	2-0	0-0	1-0	1-0
Hofstra	1-0	1-0	0-0	0-0
Holy Cross	1-1	0-0	0-0	1-1
Houston	5-3	1-1	1-2	3-0
Howard	2-0	2-0	0-0	0-0
Idaho State	1-0	1-0	0-0	0-0
Illinois	2-9	1-3	0-5	1-1
<b>Illinois State</b>	<b>2-0</b>	<b>1-0</b>	<b>0-0</b>	<b>1-0</b>
<b>Incarate Word</b>	<b>First meeting</b>			
Indiana	12-19	7-7	4-11	1-1
Indiana State	1-0	1-0	0-0	0-0
Iowa	4-4	3-0	1-3	0-1
<b>Iowa State</b>	<b>144-91</b>	<b>83-29</b>	<b>54-51</b>	<b>7-11</b>
IUPUI	1-0	1-0	0-0	0-0
Jacksonville	1-0	1-0	0-0	0-0
James Madison	1-0	1-0	0-0	0-0
<b>Kansas</b>	<b>94-203</b>	<b>48-81</b>	<b>35-93</b>	<b>11-29</b>
<b>Kansas City (UMKC)</b>	<b>19-1</b>	<b>13-0</b>	<b>6-1</b>	<b>0-0</b>
Kansas Wesleyan	7-1	6-0	1-1	0-0
Kennesaw State	2-0	2-0	0-0	0-0
Kentucky	1-9	0-3	0-2	1-4
Lafayette	1-0	1-0	0-0	0-0
Lamar	2-1	2-0	0-1	0-0
La Salle	3-1	1-0	1-0	1-1
Lehigh	1-0	1-0	0-0	0-0
Lipscomb	2-0	2-0	0-0	0-0
Little Rock (UALR)	1-0	1-0	0-0	0-0
Long Beach State	6-3	3-1	1-2	2-0
LIU-Brooklyn	3-3	2-0	1-3	0-0
Longwood	1-0	1-0	0-0	0-0
Louisiana	1-0	0-0	0-0	1-0
<b>LSU</b>	<b>First meeting</b>			
Louisiana Tech	1-0	1-0	0-0	0-0
Louisville	1-4	1-0	0-1	0-3
Loyola (Md.)	1-0	0-0	0-0	1-0
Loyola Chicago	5-5	4-0	1-4	0-1
Loyola Marymount	1-0	1-0	0-0	0-0
Marquette*	7-6	3-2	2-3	2-1
Marshall	3-1	2-0	1-0	0-1
Maryland	0-2	0-1	0-0	0-1
McNeese	1-0	1-0	0-0	0-0
McPherson College (Kan.)	4-1	3-0	1-1	0-0
Memphis	1-2	1-0	0-1	0-1
Mercer	1-0	1-0	0-0	0-0
Michigan	1-3	0-0	0-0	1-3
Michigan State	2-5	0-2	1-2	1-1
Milwaukee	1-0	1-0	0-0	0-0
Minnesota	6-9	3-3	2-5	1-1
Ole Miss (Mississippi)	2-4	2-1	0-2	0-1
Mississippi State*	3-1	2-0	0-0	1-1
Missouri	121-116	63-43	41-65	17-8
Missouri-Rolla	1-0	1-0	0-0	0-0
Missouri-St. Louis	1-0	1-0	0-0	0-0
Missouri State	0-2	0-1	0-1	0-0

Opponent	Overall	H	A	N
Monmouth	2-0	2-0	0-0	0-0
Montana	1-1	0-1	1-0	0-0
Montana State	2-1	2-0	0-1	0-0
Morgan State	3-0	3-0	0-0	0-0
Murray State	1-0	0-0	0-0	1-0
<b>Nebraska*</b>	<b>127-93</b>	<b>69-35</b>	<b>39-55</b>	<b>19-3</b>
Nebraska Christian (Nebr.)	1-0	1-0	0-0	0-0
Nebraska Wesleyan	6-0	4-0	2-0	0-0
<b>Nevada</b>	<b>1-1</b>	<b>1-0</b>	<b>0-1</b>	<b>0-0</b>
New Mexico	4-2	2-0	1-1	1-1
New Mexico State	0-1	0-0	0-0	0-1
New Orleans	1-0	1-0	0-0	0-0
North Carolina	1-5	1-0	0-0	0-5
North Carolina Central	1-0	1-0	0-0	0-0
N.C. State	2-2	1-0	0-2	1-0
North Dakota	3-0	3-0	0-0	0-0
North Dakota State	5-0	4-0	1-0	0-0
North Florida	3-0	3-0	0-0	0-0
North Texas	6-1	4-0	1-1	1-0
NE Illinois	1-0	1-0	0-0	0-0
NW Missouri State	1-1	1-0	0-1	0-0
Northern Arizona	1-0	1-0	0-0	0-0
Northern Colorado	2-3	1-2	1-1	0-0
Northern Illinois*	8-1	6-0	0-1	2-0
Northern Iowa	6-1	6-0	0-1	0-0
Northwestern	1-2	0-1	1-1	0-0
Northwestern (La.) State	1-0	1-0	0-0	0-0
Notre Dame	1-4	0-1	0-2	1-1
Oakland	2-0	2-0	0-0	0-0
Ohio	1-0	1-0	0-0	0-0
Ohio State	2-0	1-0	1-0	0-0
<b>Oklahoma</b>	<b>103-112</b>	<b>64-37</b>	<b>28-66</b>	<b>11-9</b>
Oklahoma City	4-1	3-0	0-1	1-0
<b>Oklahoma State*</b>	<b>83-58</b>	<b>41-18</b>	<b>27-36</b>	<b>15-4</b>
Old Dominion	1-1	1-0	0-1	0-0
Omaha	4-0	4-0	0-0	0-0
Oral Roberts	4-2	4-0	0-2	0-0
Oregon	2-2	1-1	1-1	0-0
Oregon State	2-3	1-1	0-2	1-0
Ottawa (Kan.)	3-4	3-3	0-1	0-0
Pacific	2-0	1-0	0-0	1-0
Penn	2-0	0-0	1-0	1-0
Penn State	1-1	0-0	0-0	1-1
Pittsburg (Kan.) State	1-0	1-0	0-0	0-0
Pittsburgh	0-2	0-0	0-0	0-2
Phillips	1-0	1-0	0-0	0-0
Portland State	1-0	1-0	0-0	0-0
Prairie View A&M	1-0	1-0	0-0	0-0
Presbyterian	1-0	1-0	0-0	0-0
Providence	1-0	0-0	0-0	1-0
Purdue	7-2	3-0	2-1	2-1
<b>Radford</b>	<b>First meeting</b>			
<b>Rhode Island</b>	<b>First meeting</b>			
Rider	1-0	0-0	0-0	1-0
Robert Morris	1-0	1-0	0-0	0-0
Rockhurst (Kan.)	8-4	6-2	2-2	0-0
Rutgers	1-1	0-1	1-0	0-0
Sacramento State	1-0	1-0	0-0	0-0
St. Francis (Pa.)	1-0	1-0	0-0	0-0
Saint Mary's (Calif.)	1-0	1-0	0-0	0-0
St. Mary's (Kan.)	6-1	3-1	3-0	0-0
St. John's (N.Y.)	1-1	1-0	0-0	0-1
St. Joseph's (Pa.)	2-1	0-0	1-0	1-1
Saint Louis	10-10	5-4	5-6	0-0
Sam Houston State	1-0	1-0	0-0	0-0
San Diego State	2-2	1-0	0-2	1-0
San Francisco	4-2	2-0	1-2	1-0
Santa Clara	0-1	0-0	0-1	0-0
Savannah State	4-0	4-0	0-0	0-0
Seattle	0-1	0-0	0-0	0-1
Seton Hall	0-1	0-0	0-1	0-0
Siena	0-1	0-0	0-0	0-1
South Carolina	0-1	0-0	0-0	0-1
South Carolina State	1-0	1-0	0-0	0-0
South Dakota	10-0	10-0	0-0	0-0

Opponent	Overall	H	A	N
South Dakota State	3-0	3-0	0-0	0-0
SE Missouri State	2-0	2-0	0-0	0-0
Southern Illinois	7-0	4-0	2-0	1-0
SJU-Edwardsville*	3-0	3-0	0-0	0-0
SMU	6-2	3-0	3-0	0-2
Southern Miss	5-3	2-2	1-1	2-0
Southern Utah	4-0	4-0	0-0	0-0
Southwestern	6-2	6-0	0-2	0-0
Springfield College (Mass.)	1-0	1-0	0-0	0-0
Stanford	1-0	1-0	0-0	0-0
Stephen F. Austin	1-0	1-0	0-0	0-0
Syracuse	1-2	1-0	0-0	0-2
Tampa*	1-0	0-0	0-0	1-0
<b>TCU</b>	<b>20-10</b>	<b>8-5</b>	<b>8-3</b>	<b>4-2</b>
Temple	1-2	1-0	0-0	0-2
Tennessee	0-2	0-0	0-2	0-0
Tennessee State	3-0	2-0	0-0	1-0
Tennessee Tech*	2-0	1-0	0-0	1-0
<b>Texas</b>	<b>23-21</b>	<b>11-9</b>	<b>10-11</b>	<b>2-1</b>
Texas-Arlington [UTA]	2-0	1-0	0-0	1-0
Texas-El Paso [UTEP]	3-1	1-0	0-1	2-0
<b>Texas-Rio Grande Valley [UTRGV]</b>	<b>3-0</b>	<b>2-0</b>	<b>0-0</b>	<b>1-0</b>
Texas-San Antonio [UTSA]	4-0	4-0	0-0	0-0
Texas A&M	18-10	11-1	3-8	4-1
Texas A&M-Corpus Christi	1-0	1-0	0-0	0-0
Texas Southern	2-1	2-1	0-0	0-0
Texas State	2-0	1-0	0-0	1-0
<b>Texas Tech</b>	<b>25-21</b>	<b>17-5</b>	<b>7-15</b>	<b>1-1</b>
Toledo	0-1	0-0	0-0	0-1
Troy	2-0	2-0	0-0	0-0
Truman State (Mo.)	3-0	3-0	0-0	0-0
<b>Tulane</b>	<b>2-2</b>	<b>1-0</b>		



## America East

Opponent	Overall	H	A	N
UAlbany (N.Y.)	1-0	1-0	0-0	0-0
Binghamton (N.Y.)	0-0	0-0	0-0	0-0
Bryant (R.I.)	0-0	0-0	0-0	0-0
Maine	0-0	0-0	0-0	0-0
UMBC	1-0	0-0	0-0	1-0
UMass-Lowell	0-0	0-0	0-0	0-0
New Hampshire	0-0	0-0	0-0	0-0
NJIT	0-0	0-0	0-0	0-0
Vermont	1-0	1-0	0-0	0-0
<b>Conference Total</b>	<b>3-0</b>	<b>2-0</b>	<b>0-0</b>	<b>1-0</b>

## American [AAC]

Opponent	Overall	H	A	N
Cincinnati	1-7	0-2	0-2	1-3
East Carolina	0-0	0-0	0-0	0-0
Houston	5-3	1-1	1-2	3-0
Memphis	1-2	1-0	0-1	0-1
SMU	6-2	3-0	3-0	0-2
South Florida	0-0	0-0	0-0	0-0
Temple	1-2	1-0	0-0	0-2
<b>Tulane</b>	<b>2-2</b>	<b>1-0</b>	<b>0-1</b>	<b>1-1</b>
Tulsa	2-7	2-3	0-4	0-0
UCF	2-0	1-0	0-0	1-0
<b>Wichita State</b>	<b>21-11</b>	<b>14-2</b>	<b>5-9</b>	<b>2-0</b>
<b>Conference Total</b>	<b>41-36</b>	<b>24-7</b>	<b>9-19</b>	<b>8-10</b>

## Atlantic Coast [ACC]

Opponent	Overall	H	A	N
Boston College	2-1	0-0	0-0	2-1
Clemson	1-1	0-0	0-0	1-1
Duke	0-1	0-0	0-0	0-1
Florida State	2-0	0-0	0-0	2-0
Georgia Tech	0-0	0-0	0-0	0-0
Louisville	1-4	1-0	0-1	0-3
Miami (Fla.)	0-0	0-0	0-0	0-0
North Carolina	1-5	1-0	0-0	0-5
N.C. State	2-2	1-0	0-2	1-0
Notre Dame	1-4	0-1	0-2	1-1
Pittsburgh	0-2	0-0	0-0	0-2
Syracuse	1-2	1-0	0-0	0-2
Virginia	0-0	0-0	0-0	0-0
Virginia Tech	2-0	1-0	1-0	0-0
Wake Forest	1-0	0-0	0-0	1-0
<b>Conference Total</b>	<b>14-22</b>	<b>5-1</b>	<b>1-5</b>	<b>8-16</b>

## Atlantic Sun [ASun]

Opponent	Overall	H	A	N
Austin Peay	1-0	0-0	0-0	1-0
*Bellarmine (Ky.)	0-0	0-0	0-0	0-0
Central Arkansas	0-0	0-0	0-0	0-0
Eastern Kentucky	2-1	1-0	0-0	1-1
Florida Gulf Coast	0-0	0-0	0-0	0-0
Jacksonville	1-0	1-0	0-0	0-0
Jacksonville State	0-0	0-0	0-0	0-0
Kennesaw State	2-0	2-0	0-0	0-0
Liberty (Va.)	*0-0	0-0	0-0	0-0
Lipscomb (Tenn.)	2-0	2-0	0-0	0-0
North Alabama	0-0	0-0	0-0	0-0
North Florida	3-0	3-0	0-0	0-0
*Queens (N.C.)	0-0	0-0	0-0	0-0
Stetson (Fla.)	0-0	0-0	0-0	0-0
<b>Conference Total</b>	<b>11-1</b>	<b>9-0</b>	<b>0-0</b>	<b>2-1</b>

## Atlantic 10 [A10]

Opponent	Overall	H	A	N
Davidson	1-0	0-0	0-0	1-0
Dayton	1-0	0-0	0-0	1-0
Duquesne	0-0	0-0	0-0	0-0
Fordham	0-0	0-0	0-0	0-0
George Mason	1-1	1-0	0-0	0-1
George Washington	4-1	2-0	1-1	1-0
La Salle	3-1	1-0	1-0	1-1
Loyola Chicago	5-5	4-0	1-4	0-1
Massachusetts	0-0	0-0	0-0	0-0
<b>Rhode Island</b>	<b>0-0</b>	<b>0-0</b>	<b>0-0</b>	<b>0-0</b>
Richmond	0-0	0-0	0-0	0-0
Saint Joseph's (Pa.)	2-1	0-0	1-0	1-1
Saint Louis	10-10	5-4	5-6	0-0
St. Bonaventure	0-0	0-0	0-0	0-0
VCU	1-0	1-0	0-0	0-0
<b>Conference Total</b>	<b>28-19</b>	<b>14-4</b>	<b>10-11</b>	<b>4-4</b>

## Big East

Opponent	Overall	H	A	N
<b>Butler</b>	<b>0-1</b>	<b>0-0</b>	<b>0-0</b>	<b>0-1</b>
Connecticut	0-0	0-0	0-0	0-0
Creighton	8-8	5-0	2-7	1-1
DePaul	3-3	0-2	0-1	3-0
Georgetown	0-1	0-0	0-0	0-1
Marquette*	7-6	3-2	2-3	2-1
Providence	1-0	0-0	0-0	1-0
St. John's (N.Y.)	1-1	1-0	0-0	0-1
Seton Hall	0-1	0-0	0-1	0-0
Villanova	0-1	0-0	0-1	0-0
Xavier	4-4	2-0	0-2	2-2
<b>Conference Total</b>	<b>24-26</b>	<b>11-4</b>	<b>4-15</b>	<b>9-7</b>

## Big Sky

Opponent	Overall	H	A	N
Eastern Washington	3-0	3-0	0-0	0-0
Idaho	0-0	0-0	0-0	0-0
Idaho State	1-0	1-0	0-0	0-0
Montana	1-1	0-1	1-0	0-0
Montana State	2-1	2-0	0-1	0-0
Northern Arizona	1-0	1-0	0-0	0-0
Northern Colorado	2-3	1-2	1-1	0-0
Portland State	1-0	1-0	0-0	0-0
Sacramento State	1-0	1-0	0-0	0-0
Weber State	0-0	0-0	0-0	0-0
<b>Conference Total</b>	<b>12-5</b>	<b>10-3</b>	<b>2-2</b>	<b>0-0</b>

## Big South

Opponent	Overall	H	A	N
Campbell (N.C.)	0-1	0-1	0-0	0-0
Charleston Southern	1-0	1-0	0-0	0-0
Gardner-Webb (N.C.)	4-0	4-0	0-0	0-0
High Point (N.C.)	0-0	0-0	0-0	0-0
Longwood (Va.)	1-0	1-0	0-0	0-0
Presbyterian (S.C.)	1-0	1-0	0-0	0-0
<b>Radford (Va.)</b>	<b>0-0</b>	<b>0-0</b>	<b>0-0</b>	<b>0-0</b>
UNC Asheville	1-0	1-0	0-0	0-0
USC Upstate	2-0	2-0	0-0	0-0
Winthrop (S.C.)	0-0	0-0	0-0	0-0
<b>Conference Total</b>	<b>10-1</b>	<b>10-1</b>	<b>0-0</b>	<b>0-0</b>

## Big Ten

Opponent	Overall	H	A	N
Illinois	2-9	1-3	0-5	1-1
Indiana	12-19	7-7	4-11	1-1
Iowa	4-4	3-0	1-3	0-1
Maryland	0-2	0-1	0-0	0-1
Michigan	1-3	0-0	0-0	1-3
Michigan State	2-5	0-2	1-2	1-1
Minnesota	6-9	3-3	2-5	1-1
<b>Nebraska*</b>	<b>127-93</b>	<b>69-35</b>	<b>39-55</b>	<b>19-3</b>
Northwestern	1-2	0-1	1-1	0-0
Ohio State	2-0	1-0	1-0	0-0
Penn State	1-1	0-0	0-0	1-1
Purdue	7-2	3-0	2-1	2-1
Rutgers	1-1	0-1	1-0	0-0
Wisconsin	2-4	2-0	0-2	0-2
<b>Conference Total</b>	<b>168-154</b>	<b>89-53</b>	<b>52-85</b>	<b>27-16</b>

## Big West

Opponent	Overall	H	A	N
Cal Poly	0-0	0-0	0-0	0-0
Cal State Bakersfield	1-0	1-0	0-0	0-0
Cal State Fullerton	3-0	3-0	0-0	0-0
Cal State Northridge	2-0	2-0	0-0	0-0
Hawaii	2-0	0-0	1-0	1-0
Long Beach State	6-3	3-1	1-2	2-0
UC Davis	1-0	1-0	0-0	0-0
UC Irvine	1-1	1-0	0-0	0-1
UC Riverside	0-0	0-0	0-0	0-0
*UC San Diego	0-0	0-0	0-0	0-0
UC Santa Barbara	1-1	0-1	1-0	0-0
<b>Conference Total</b>	<b>17-5</b>	<b>11-2</b>	<b>3-2</b>	<b>3-1</b>

## Colonial

Opponent	Overall	H	A	N
College of Charleston	0-0	0-0	0-0	0-0
Delaware	1-0	0-0	0-0	1-0
Drexel	0-0	0-0	0-0	0-0
Elon	0-0	0-0	0-0	0-0
Hampton (Va.)	2-0	2-0	0-0	0-0
Hofstra	1-0	1-0	0-0	0-0
Monmouth (N.J.)	2-0	2-0	0-0	0-0
North Carolina A&T	0-0	0-0	0-0	0-0
Northeastern	0-0	0-0	0-0	0-0
Stony Brook (N.Y.)	0-0	0-0	0-0	0-0
Towson	0-0	0-0	0-0	0-0
William & Mary	1-0	1-0	0-0	0-0
UNC Wilmington	0-0	0-0	0-0	0-0
<b>Conference Total</b>	<b>7-0</b>	<b>6-0</b>	<b>0-0</b>	<b>1-0</b>

## Conference USA

Opponent	Overall	H	A	N
Charlotte	0-1	0-0	0-0	0-1
FIU	0-0	0-0	0-0	0-0
Florida Atlantic	0-0	0-0	0-0	0-0
Louisiana Tech	1-0	1-0	0-0	0-0
Middle Tennessee State	0-0	0-0	0-0	0-0
North Texas	6-1	4-0	1-1	1-0
Rice	0-0	0-0	0-0	0-0
UAB	0-0	0-0	0-0	0-0
UTEP	3-1	1-0	0-1	2-0
UTSA	4-0	4-0	0-0	0-0
<b>Western Kentucky</b>	<b>3-0</b>	<b>2-0</b>	<b>1-0</b>	<b>0-0</b>
<b>Conference Total</b>	<b>17-3</b>	<b>12-0</b>	<b>2-2</b>	<b>3-1</b>

## Horizon League

Opponent	Overall	H	A	N
Cleveland State	3-0	2-0	1-0	0-0
Detroit	0-0	0-0	0-0	0-0
Green Bay	3-1	3-0	0-1	0-0
IUPUI	1-0	1-0	0-0	0-0
Milwaukee	1-0	1-0	0-0	0-0
Northern Kentucky	0-0	0-0	0-0	0-0
Oakland	2-0	2-0	0-0	0-0
Purdue Fort Wayne	0-0	0-0	0-0	0-0
Robert Morris (Pa.)	1-0	1-0	0-0	0-0
Wright State (Ohio)	0-0	0-0	0-0	0-0
Youngstown State	0-0	0-0	0-0	0-0
<b>Conference Total</b>	<b>11-1</b>	<b>10-0</b>	<b>1-1</b>	<b>0-0</b>

## Ivy League

Opponent	Overall	H	A	N
Brown	0-0	0-0	0-0	0-0
Columbia	1-0	1-0	0-0	0-0
Cornell	0-0	0-0	0-0	0-0
Dartmouth	0-0	0-0	0-0	0-0
Harvard	0-0	0-0	0-0	0-0
Penn	2-0	2-0	0-0	0-0
Princeton	0-0	0-0	0-0	0-0
Yale	1-0	0-0	0-0	1-0
<b>Conference Total</b>	<b>4-0</b>	<b>2-0</b>	<b>0-0</b>	<b>2-0</b>

## Metro Atlantic

Opponent	Overall	H	A	N
Canisius (N.Y.)	1-1	0-0	1-1	0-0
Fairfield (Conn.)	0-0	0-0	0-0	0-0
Iona (N.Y.)	0-0	0-0	0-0	0-0
Manhattan (N.Y.)	0-0	0-0	0-0	0-0
Marist (N.Y.)	0-0	0-0	0-0	0-0
Mount St. Mary's (Md.)	0-0	0-0	0-0	0-0
Niagara (N.Y.)	0-0	0-0	0-0	0-0
Quinnipiac (N.Y.)	0-0	0-0	0-0	0-0
Rider (N.J.)	1-0	0-0	0-0	1-0
Saint Peter's (N.J.)	0-0	0-0	0-0	0-0
Siena (N.Y.)	0-1	0-0	0-0	0-1
<b>Conference Total</b>	<b>2-2</b>	<b>0-0</b>	<b>1-1</b>	<b>1-1</b>

## Mid-American [MAC]

Opponent	Overall	H	A	N
<b>Akron</b>	<b>3-0</b>	<b>2-0</b>	<b>1-0</b>	<b>0-0</b>
Ball State	0-0	0-0	0-0	0-0
Bowling Green	0-0	0-0	0-0	0-0
Buffalo	0-0	0-0	0-0	0-0
Central Michigan	0-0	0-0	0-0	0-0
Eastern Michigan	0-0	0-0	0-0	0-0
Kent State	0-0	0-0	0-0	0-0
Miami (Ohio)	0-0	0-0	0-0	0-0
Mount St. Mary's (Md.)	0-0	0-0	0-0	0-0
Northern Illinois*	8-1	6-0	0-1	2-0
Ohio	1-0	1-0	0-0	0-0
Toledo	0-1	0-0	0-0	0-1
Western Michigan	0-0	0-0	0-0	0-0
<b>Conference Total</b>	<b>12-2</b>	<b>9-0</b>	<b>1-1</b>	<b>2-1</b>

## Mid-Eastern Athletic [MEAC]

Opponent	Overall	H	A	N
Coppin State	7-0	7-0	0-0	0-0
Delaware State	1-0	1-0	0-0	0-0
Howard (D.C.)	2-0	2-0	0-0	0-0
Morgan State (Md.)	3-0	3-0	0-0	0-0
Norfolk State (Va.)	0-0	0-0	0-0	0-0
North Carolina Central	1-0	1-0	0-0	0-0
South Carolina State	0-0	0-0	0-0	0-





**WASHBURN**  
*Ichabods*

EXHIBITION

Tuesday, Nov. 1 at Bramlage Coliseum

**GENERAL INFO**

Location \_\_\_\_\_ Topeka, Kan.  
Colors \_\_\_\_\_ Yale Blue & White  
Athletics Director \_\_\_\_\_ Loren Ferré  
Conference \_\_\_\_\_ MIAA  
Home Court \_\_\_\_\_ Lee Arena (3,970)

**TEAM INFO**

2021-22 Record \_\_\_\_\_ 22-11 [16-6/4th]  
2021-22 Postseason \_\_\_\_\_ NCAA Central  
Lettermen R/L (Starters R/L) \_\_\_\_\_ 6/9 (2/3)  
Newcomers \_\_\_\_\_ 6

**MEDIA CONTACT**

Gene Cassell  
Cell > 785.969.7577  
Email > gene.cassell@washburn.edu

**HEAD COACH**

**Brett Ballard** (*Kansas '03*)  
Overall > 137-89 (8th season)  
At Washburn > 104-49 (6th season)  
Assistant coaches: *Jonathan Ramey, Jordan Banks*

**EXHIBITION HISTORY**

Overall \_\_\_\_\_ K-State leads 7-0  
In Manhattan \_\_\_\_\_ K-State leads 3-0  
Last meeting \_\_\_\_\_ K-State won 66-56 (10/30/2019)

@IchabodMBB  
wusports.com/



**UTRGV**  
*Vaqueros*

GAME 1

Monday, Nov. 7 at Bramlage Coliseum

**GENERAL INFO**

Location \_\_\_\_\_ Edinburg, Texas  
Colors \_\_\_\_\_ Orange & Gray  
Athletics Director \_\_\_\_\_ Chasse Conque  
Conference \_\_\_\_\_ WAC  
Home Court \_\_\_\_\_ UTRGV Fieldhouse (2,500)

**TEAM INFO**

2021-22 Record \_\_\_\_\_ 8-23 [3-15/t-11th]  
2021-22 Postseason \_\_\_\_\_ n/a  
Lettermen R/L (Starters R/L) \_\_\_\_\_ 1/13 (1/4)  
Newcomers \_\_\_\_\_ 11

**MEDIA CONTACT**

Jonah Goldberg  
Cell > 956.665.2240  
Email > jonah.goldberg@utrgv.edu

**HEAD COACH**

**Matt Figger** (*Eastern Kentucky '95*)  
Overall > 84-74 (6th season)  
At UTRGV > 8-23 (2nd season)  
Assistant coaches: *Dean Cooper, Nikita Johnson, Jovan Austin*

**SERIES HISTORY**

Overall \_\_\_\_\_ K-State leads 3-0  
In Manhattan \_\_\_\_\_ K-State leads 3-0  
Last meeting \_\_\_\_\_ K-State won 102-68 (12/11/2002)

@UTRGVmbb  
goutrgv.com



**CALIFORNIA**  
*Bears*

GAME 2

Friday, Nov. 11 at Haas Pavilion

**GENERAL INFO**

Location \_\_\_\_\_ Berkeley, Calif.  
Colors \_\_\_\_\_ Blue & Gold  
Athletics Director \_\_\_\_\_ Jim Knowlton  
Conference \_\_\_\_\_ Pac-12  
Home Court \_\_\_\_\_ Haas Pavilion (11,877)

**TEAM INFO**

2021-22 Record \_\_\_\_\_ 12-20 [5-15/10th]  
2021-22 Postseason \_\_\_\_\_ n/a  
Lettermen R/L (Starters R/L) \_\_\_\_\_ 9/8 (2/3)  
Newcomers \_\_\_\_\_ 6

**MEDIA CONTACT**

Gerrit Van Gelderen  
Cell > 510.697.7235  
Email > vangelderen\_gw@berkeley.edu

**HEAD COACH**

**Mark Fox** (*Eastern New Mexico '91*)  
Overall > 321-234 (18th season)  
At Cal > 35-58 (4th season)  
Assistant coaches: *Andrew Francis, Chris Harriman, Marty Wilson*

**SERIES HISTORY**

Overall \_\_\_\_\_ K-State leads 6-1  
In Berkeley \_\_\_\_\_ K-State leads 2-1  
Last meeting \_\_\_\_\_ K-State won 82-75 (12/9/2007)

@CalMBB  
CalBears.com



**KANSAS CITY**  
*Roos*

GAME 3

Thursday, Nov. 17 at Bramlage Coliseum

**GENERAL INFO**

Location \_\_\_\_\_ Kansas City, Mo.  
Colors \_\_\_\_\_ Yellow & Navy  
Athletics Director \_\_\_\_\_ Dr. Brandon Martin  
Conference \_\_\_\_\_ Summit League  
Home Court \_\_\_\_\_ Swinney Center (1,500)

**TEAM INFO**

2021-22 Record \_\_\_\_\_ 19-12 [12-6/t-3rd]  
2021-22 Postseason \_\_\_\_\_ n/a  
Lettermen R/L (Starters R/L) \_\_\_\_\_ 4/10 (1/5)  
Newcomers \_\_\_\_\_ 14

**MEDIA CONTACT**

Jerod Fox  
Cell > 316.249.2846  
Email > jerofof@mail.umkc.edu

**HEAD COACH**

**Marvin Menzies** (*UCLA '87*)  
Overall > 246-159 (13th season)  
At Kansas City > 0-0 (1st season)  
Assistant coaches: *Joe Esposito, Michael Bowden, Aerick Sanders*

**SERIES HISTORY**

Overall \_\_\_\_\_ K-State leads 19-1  
In Manhattan \_\_\_\_\_ K-State leads 13-0  
Last meeting \_\_\_\_\_ K-State won 62-58 (11/30/20)

@KCRoosMBB  
kcroos.com



**RHODE ISLAND**  
*Rams*

GAME 4

Monday, Nov. 21 at John Gray Gym

**GENERAL INFO**

Location \_\_\_\_\_ Kingston, R.I.  
Colors \_\_\_\_\_ Keaney Blue, Navy Blue, White  
Athletics Director \_\_\_\_\_ Thom Bjorn  
Conference \_\_\_\_\_ A-10  
Home Court \_\_\_\_\_ The Ryan Center (8,000)

**TEAM INFO**

2021-22 Record \_\_\_\_\_ 15-16 [5-12/11th]  
2021-22 Postseason \_\_\_\_\_ n/a  
Lettermen R/L (Starters R/L) \_\_\_\_\_ 6/7 (1/4)  
Newcomers \_\_\_\_\_ 8

**MEDIA CONTACT**

Shane Donaldson  
Cell > 401.874.2409  
Email > shane\_donaldson@uri.edu

**HEAD COACH**

**Archie Miller** (*N.C. State '02*)  
Overall > 206-121 (11th season)  
At URI > 0-0 (1st season)  
Assistant coaches: *Kenny Johnson, Duane Woodward, Austin Carroll*

**SERIES HISTORY**

Overall \_\_\_\_\_ First meeting  
At Neutral Sites \_\_\_\_\_ First meeting  
Last meeting \_\_\_\_\_ n/a

@RhodyMBB  
gorhody.com



**NEVADA**  
*Wolf Pack*

GAME 5

Tuesday, Nov. 22 at John Gray Gym

**GENERAL INFO**

Location \_\_\_\_\_ Reno, Nev.  
Colors \_\_\_\_\_ Navy Blue & Silver  
Athletics Director \_\_\_\_\_ Stephanie Rempé  
Conference \_\_\_\_\_ Mountain West  
Home Court \_\_\_\_\_ Lawlor Events Center (12,000)

**TEAM INFO**

2021-22 Record \_\_\_\_\_ 13-18 [6-12/8th]  
2021-22 Postseason \_\_\_\_\_ n/a  
Lettermen R/L (Starters R/L) \_\_\_\_\_ 5/7 (3/2)  
Newcomers \_\_\_\_\_ 8

**MEDIA CONTACT**

Trevor Marbut  
Cell > 843.422.4752  
Email > tmarbut@unr.edu

**HEAD COACH**

**Steve Alford** (*Indiana '87*)  
Overall > 635-338 (31st season)  
At Nevada > 48-40 (4th season)  
Assistant coaches: *Craig Neal (Associate HC), Kory Barnett, Bill Duany*

**SERIES HISTORY**

Overall \_\_\_\_\_ Tied 1-1  
At Neutral Sites \_\_\_\_\_ First meeting  
Last meeting \_\_\_\_\_ K-State won 78-52 (12/11/1993)

@NevadaHoops  
nevadawolfpack.com



**TULANE**  
*Green Wave*

GAME 5

Tuesday, Nov. 22 at John Gray Gym

**GENERAL INFO**

Location \_\_\_\_\_ New Orleans, La.  
Colors \_\_\_\_\_ Olive & Blue  
Athletics Director \_\_\_\_\_ Troy Dannen  
Conference \_\_\_\_\_ AAC  
Home Court \_\_\_\_\_ Devlin Fieldhouse (4,000)

**TEAM INFO**

2021-22 Record \_\_\_\_\_ 14-15 [10-8/5th]  
2021-22 Postseason \_\_\_\_\_ n/a  
Lettermen R/L (Starters R/L) \_\_\_\_\_ 9/4 (5/0)  
Newcomers \_\_\_\_\_ 4

**MEDIA CONTACT**

Victoria Ahlbrecht  
Cell > 504.247.1244  
Email > vahlbrecht@tulane.edu

**HEAD COACH**

**Ron Hunter** (*Miami (Ohio) '86*)  
Overall > 481-360 (28th season)  
At Tulane > 36-46 (4th season)  
Assistant coaches: *Ray McCallum (Associate HC), Claude Pardue, Kevin Johnson*

**SERIES HISTORY**

Overall \_\_\_\_\_ Tied 2-2  
At Neutral Sites \_\_\_\_\_ Tied 1-1  
Last meeting \_\_\_\_\_ K-State won 72-41 (12/28/2013)

@GreenWaveMBB  
tulanegreenwave.com



**CAYMAN ISLANDS**  
*Classic*

GAME 6

Wednesday, Nov. 23 at John Gray Gym

**AKRON**

**Zips**  
Head Coach \_\_\_\_\_ John Groce (*Taylor '94*)  
Overall > 274-190 (15th season)  
At Akron > 94-59 (6th season)  
2021-22 Record \_\_\_\_\_ 24-10 [14-6/4th]  
2021-22 Postseason \_\_\_\_\_ NCAA First Rd.  
Series \_\_\_\_\_ K-State leads 3-0 (1990)

**ILLINOIS STATE**

**Redbirds**  
Head Coach \_\_\_\_\_ Ryan Pedon (*Wooster '00*)  
Overall > 0-0 (1st season)  
At ISU > 0-0 (1st season)  
2021-22 Record \_\_\_\_\_ 13-20 [5-13/8th]  
2021-22 Postseason \_\_\_\_\_ n/a  
Series \_\_\_\_\_ K-State leads 2-0 (2009)

**LSU**

**Tigers**  
Head Coach \_\_\_\_\_ Matt McMahon (*App St. '00*)  
Overall > 154-67 (8th season)  
At LSU > 0-0 (1st season)  
2021-22 Record \_\_\_\_\_ 22-12 [9-9/t-5th]  
2021-22 Postseason \_\_\_\_\_ NCAA First Rd.  
Series \_\_\_\_\_ First meeting

**WKU**

**Hilltoppers**  
Head Coach \_\_\_\_\_ Rick Stansbury (*Campbellville '81*)  
Overall > 415-239 (121st season)  
At WKU > 122-73 (7th season)  
2021-22 Record \_\_\_\_\_ 19-13 [11-7/t-2nd East]  
2021-22 Postseason \_\_\_\_\_ n/a  
Series \_\_\_\_\_ K-State leads 3-0 (1994)



**BUTLER**  
*Bulldogs*

GAME 7

Wednesday, Nov. 30 at Hinkle Fieldhouse

**GENERAL INFO**

Location \_\_\_\_\_ Indianapolis, Ind.  
Colors \_\_\_\_\_ Navy Blue & White  
Athletics Director \_\_\_\_\_ Barry Collier  
Conference \_\_\_\_\_ BIG EAST  
Home Court \_\_\_\_\_ Hinkle Fieldhouse (9,100)

**TEAM INFO**

2021-22 Record \_\_\_\_\_ 14-19 [6-14/9th]  
2021-22 Postseason \_\_\_\_\_ n/a  
Lettermen R/L (Starters R/L) \_\_\_\_\_ 7/8 (2/3)  
Newcomers \_\_\_\_\_ 5

**MEDIA CONTACT**

John Dedman  
Cell > 317.491.5462  
Email > jdedman@butler.edu

**HEAD COACH**

**Thad Matta** (*Butler '90*)  
Overall > 439-154 (18th season)  
At Butler > 24-8 (2nd season)  
Assistant coaches: *Mike Pagues, Kevin Kavik, Maurice Joseph*

**SERIES HISTORY**

Overall \_\_\_\_\_ Butler leads 1-0  
In Indianapolis \_\_\_\_\_ First meeting  
Last meeting \_\_\_\_\_ Butler won 63-56 (3/27/2010)

@ButlerMBB  
butlersports.com



**WICHITA STATE**  
*Shockers*

GAME 8

Saturday, Dec. 3 at Bramlage Coliseum

**GENERAL INFO**

Location \_\_\_\_\_ Wichita, Kan.  
Colors \_\_\_\_\_ Yellow & Black  
Athletics Director \_\_\_\_\_ Kevin Saal  
Conference \_\_\_\_\_ AAC  
Home Court \_\_\_\_\_ Koch Arena (10,564)

**TEAM INFO**

2021-22 Record \_\_\_\_\_ 15-13 [6-9/7th]  
2021-22 Postseason \_\_\_\_\_ n/a  
Lettermen R/L (Starters R/L) \_\_\_\_\_ 2/8 (1/4)  
Newcomers \_\_\_\_\_ 12

**MEDIA CONTACT**

Bryan Holmgren  
Cell > 316.841.6206  
Email > bholmgren@goshockers.com

**HEAD COACH**

**Isaac Brown** (*Louisiana-Monroe '95*)  
Overall > 31-19 (3rd season)  
At WSU > 31-19 (3rd season)  
Assistant coaches: *Butch Pierre, Tyson Waterman, Billy Kennedy*

**SERIES HISTORY**

Overall \_\_\_\_\_ K-State leads 21-11  
In Manhattan \_\_\_\_\_ K-State leads 14-2  
Last meeting \_\_\_\_\_ K-State won 65-59 (12/5/2021)

@GoShockersMBB  
goshockers.com



**ABILENE CHRISTIAN**  
*Wildcats*

GAME 9

Tuesday, Dec. 6 at Bramlage Coliseum

**GENERAL INFO**

Location \_\_\_\_\_ Abilene, Texas  
Colors \_\_\_\_\_ Purple & White  
Athletics Director \_\_\_\_\_ Zack Lassiter  
Conference \_\_\_\_\_ WAC  
Home Court \_\_\_\_\_ Moody Coliseum (3,600)

**TEAM INFO**

2021-22 Record \_\_\_\_\_ 25-11 [11-7/6th]  
2021-22 Postseason \_\_\_\_\_ CBI  
Lettermen R/L (Starters R/L) \_\_\_\_\_ 8/7 (2/3)  
Newcomers \_\_\_\_\_ 7

**MEDIA CONTACT**

Cassie Kelley  
Cell > 325.674.6171  
Email > cassie.kelley@acu.edu

**HEAD COACH**

**Brette Tanner** (*Emporia State '98*)  
Overall > 25-11 (2nd season)  
At ACU > 25-11 (2nd season)  
Assistant coaches: *Antonio Bostic, Ted Crass, John Trillo*

**SERIES HISTORY**

Overall \_\_\_\_\_ K-State leads 2-0  
In Manhattan \_\_\_\_\_ K-State leads 2-0  
Last meeting \_\_\_\_\_ K-State won 90-67 (12/11/1986)

@ACU\_MBB  
acusports.com



**UIW INCARNATE WORD**  
*Cardinals*

GAME 10

Sunday, Dec. 11 at Bramlage Coliseum

**GENERAL INFO**

Location \_\_\_\_\_ San Antonio, Texas  
Colors \_\_\_\_\_ Red & Black  
Athletics Director \_\_\_\_\_ Richard Duran  
Conference \_\_\_\_\_ Southland  
Home Court \_\_\_\_\_ McDermott Center (2,000)

**TEAM INFO**

2021-22 Record \_\_\_\_\_ 7-25 [3-11/8th]  
2021-22 Postseason \_\_\_\_\_ none  
Lettermen R/L (Starters R/L) \_\_\_\_\_ 5/9 (3/2)  
Newcomers \_\_\_\_\_ 10

**MEDIA CONTACT**

Alexa Low  
Cell > 210.829.6048  
Email > aalow@uiwtx.edu

**HEAD COACH**

**Dr. Carson Cunningham** (*Purdue '01*)  
Overall > 138-137 (10th season)  
At UIW > 31-85 (5th season)  
Assistant coaches: *Taylor Land, Chris Artis, Carlitto Labrada*

**SERIES HISTORY**

Overall \_\_\_\_\_ First meeting  
In Manhattan \_\_\_\_\_ First meeting  
Last meeting \_\_\_\_\_ n/a

@UIWMBB  
uiwcardinals.com



**N** **NEBRASKA**  
*Cornhuskers* GAME 11  
Saturday, Dec. 17 at T-Mobile Center

**GENERAL INFO**

Location \_\_\_\_\_ Lincoln, Neb.  
Colors \_\_\_\_\_ Scarlet and Cream  
Athletics Director \_\_\_\_\_ Trev Alberts  
Conference \_\_\_\_\_ Big Ten  
Home Court \_\_\_\_\_ Pinnacle Bank Arena (15,000)

**TEAM INFO**

2021-22 Record 10-22 [4-16/t-13th]  
2021-22 Postseason \_\_\_\_\_ none  
Lettermen R/L (Starters R/L) 4/10 (1/4)  
Newcomers \_\_\_\_\_ 6

**MEDIA CONTACT**

Shamus McKnight  
Cell > 402.540.0268  
Email > smcknight@huskers.com

**HEAD COACH**

**Fred Hoiberg** (*Iowa State '95*)  
Overall > 139-123 (9th season)  
At Nebraska > 24-67 (4th season)  
Assistant coaches: Adam Howard, Nate Loenser, Ernie Zeigler

**SERIES HISTORY**

Overall \_\_\_\_\_ K-State leads 127-93  
In Kansas City \_\_\_\_\_ K-State leads 19-3  
Last meeting \_\_\_\_\_ K-State won 67-58 (12/19/2021)

@HuskerHoops  
huskers.com

**R** **RADFORD**  
*Highlanders* GAME 12  
Wednesday, Dec. 21 at Bramlage Coliseum

**GENERAL INFO**

Location \_\_\_\_\_ Radford, Va.  
Colors \_\_\_\_\_ Red, Gray & White  
Athletics Director \_\_\_\_\_ Robert Lineburg  
Conference \_\_\_\_\_ Big South  
Home Court \_\_\_\_\_ Dedmon Center (3,125)

**TEAM INFO**

2021-22 Record 11-18 [7-9/t-3rd North]  
2021-22 Postseason \_\_\_\_\_ n/a  
Lettermen R/L (Starters R/L) 3/13 (1/4)  
Newcomers \_\_\_\_\_ 12

**MEDIA CONTACT**

Nate Wise  
Cell > 301.717.0240  
Email > nwise5@radford.edu

**HEAD COACH**

**Darris Nichols** (*West Virginia '08*)  
Overall > 11-18 (2nd season)  
At Radford > 11-18 (2nd season)  
Assistant coaches: Shane Nichols, Timothy Peete, James Haring

**SERIES HISTORY**

Overall \_\_\_\_\_ First meeting  
In Manhattan \_\_\_\_\_ First meeting  
Last meeting \_\_\_\_\_ n/a

@RadfordHoops  
radfordathletics.com

**FLORIDA**  
*Gators* GAME 21  
Saturday, Jan. 28 at Bramlage Coliseum

**GENERAL INFO**

Location \_\_\_\_\_ Gainesville, Fla.  
Colors \_\_\_\_\_ Orange & Blue  
Athletics Director \_\_\_\_\_ Scott Stricklin  
Conference \_\_\_\_\_ SEC  
Home Court \_\_\_\_\_ Exactech Arena (10,151)

**TEAM INFO**

2021-22 Record 20-14 [9-9/t-5th]  
2021-22 Postseason \_\_\_\_\_ NIT Second Rd.  
Lettermen R/L (Starters R/L) 8/7 (1/4)  
Newcomers \_\_\_\_\_ 7

**MEDIA CONTACT**

Denver Parler  
Cell > 352.318.3493  
Email > denverp@gators.ufl.edu

**HEAD COACH**

**Todd Golden** (*St. Mary's '08*)  
Overall > 57-36 (4th season)  
At Florida > 0-0 (1st season)  
Assistant coaches: Carlin Hartman (Associate HC), Corey McCray, Kevin Hovde

**SERIES HISTORY**

Overall \_\_\_\_\_ Tied 1-1  
In Manhattan \_\_\_\_\_ First meeting  
Last meeting \_\_\_\_\_ K-State won 67-61 (12/22/2012)

@GatorsMBK  
floridagators.com

**W** **WEST VIRGINIA**  
*Mountaineers* GAMES 13/31  
Saturday, Dec. 31 | Saturday, March 4

**GENERAL INFO**

Location \_\_\_\_\_ Morgantown, W.Va.  
Colors \_\_\_\_\_ Blue & Gold  
Athletics Director \_\_\_\_\_ Shane Lyons  
Conference \_\_\_\_\_ Big 12  
Home Court \_\_\_\_\_ WVU Coliseum (14,000)

**TEAM INFO**

2021-22 Record 16-17 [4-14/10th]  
2021-22 Postseason \_\_\_\_\_ n/a  
Lettermen R/L (Starters R/L) 4/8 (1/4)  
Newcomers \_\_\_\_\_ 9

**MEDIA CONTACT**

Bryan Messerly  
Cell > 304.216.3833  
Email > bryan.messerly@mail.wvu.edu

**HEAD COACH**

**Bob Huggins** (*West Virginia '77*)  
Overall > 916-399 (41st season)  
At WVU > 326-188 (16th season)  
Assistant coaches: Larry Harrison (Associate HC), Ron Everhart, Josh Elfert

**SERIES HISTORY**

Overall \_\_\_\_\_ WVU leads 15-9  
In Big 12 play \_\_\_\_\_ WVU leads 13-8  
Last meeting \_\_\_\_\_ WVU won 73-67 (3/9/2022)

@WVUHoops  
WVUSports.com

**TEXAS**  
*Longhorns* GAMES 14/23  
Tuesday, Jan. 3 | Saturday, Feb. 4

**GENERAL INFO**

Location \_\_\_\_\_ Austin, Texas  
Colors \_\_\_\_\_ Burnt Orange & White  
Athletics Director \_\_\_\_\_ Chris Del Conte  
Conference \_\_\_\_\_ Big 12  
Home Court \_\_\_\_\_ Moody Center (10,000)

**TEAM INFO**

2021-22 Record 22-12 [10-8/4th]  
2021-22 Postseason \_\_\_\_\_ NCAA Second Rd.  
Lettermen R/L (Starters R/L) 5/6 (3/2)  
Newcomers \_\_\_\_\_ 7

**MEDIA CONTACT**

Scott McConnell  
Cell > 512.748.9313  
Email > sm@utexas.edu

**HEAD COACH**

**Chris Beard** (*Texas '95*)  
Overall > 305-117 (13th season)  
At Texas > 22-12 (2nd season)  
Assistant coaches: Rodney Terry (Associate HC), Brandon Chappell, Bob Donewald, Jr.

**SERIES HISTORY**

Overall \_\_\_\_\_ K-State leads 23-21  
In Big 12 play \_\_\_\_\_ Texas leads 21-18  
Last meeting \_\_\_\_\_ K-State won 66-65 (1/18/2022)

@TexasMBB  
texasports.com

**BU** **BAYLOR**  
*Bears* GAMES 15/28  
Saturday, Jan. 7 | Tuesday, Feb. 21

**GENERAL INFO**

Location \_\_\_\_\_ Waco, Texas  
Colors \_\_\_\_\_ Green & Gold  
Athletics Director \_\_\_\_\_ Mack Rhoades  
Conference \_\_\_\_\_ Big 12  
Home Court \_\_\_\_\_ Ferrell Coliseum (10,284)

**TEAM INFO**

2021-22 Record 27-7 [14-4/t-1st]  
2021-22 Postseason \_\_\_\_\_ NCAA Second Rd.  
Lettermen R/L (Starters R/L) 9/6 (2/3)  
Newcomers \_\_\_\_\_ 6

**MEDIA CONTACT**

Matt Roberts  
Cell > 254.227.2228  
Email > WM\_Roberts@baylor.edu

**HEAD COACH**

**Scott Drew** (*Baylor '93*)  
Overall > 417-233 (21st season)  
At Baylor > 397-222 (20th season)  
Assistant coaches: Alvin Brooks III (Associate HC), John Lukas (Associate HC), Jared Nunn

**SERIES HISTORY**

Overall \_\_\_\_\_ Baylor leads 25-23  
In Big 12 play \_\_\_\_\_ Baylor leads 24-18  
Last meeting \_\_\_\_\_ Baylor won 75-60 (2/9/2022)

@BaylorMBB  
BaylorBears.com

**OSU** **OKLAHOMA STATE**  
*Cowboys* GAMES 16/29  
Tuesday, Jan. 10 | Saturday, Feb. 25

**GENERAL INFO**

Location \_\_\_\_\_ Stillwater, Okla.  
Colors \_\_\_\_\_ Orange & Black  
Athletics Director \_\_\_\_\_ Chad Weiberg  
Conference \_\_\_\_\_ Big 12  
Home Court \_\_\_\_\_ Gallagher-Iba Arena (13,611)

**TEAM INFO**

2021-22 Record 15-15 [8-10/t-5th]  
2021-22 Postseason \_\_\_\_\_ n/a  
Lettermen R/L (Starters R/L) 10/6 (4/1)  
Newcomers \_\_\_\_\_ 4

**MEDIA CONTACT**

Patrick Osborne  
Cell > 405.496.0533  
Email > Patrick.Osborne10@okstate.edu

**HEAD COACH**

**Mike Boynton, Jr.** (*South Carolina '03*)  
Overall > 87-73 (6th season)  
At Oklahoma State > 87-73 (6th season)  
Assistant coaches: Terrence Rencher, Larry Blunt, David Cason

**SERIES HISTORY**

Overall \_\_\_\_\_ K-State leads 83-58  
At Texas Tech > 27-10 (2nd season)  
Last meeting \_\_\_\_\_ OSU leads 82-79 (01/21/2022)

@OSUMBB  
okstate.com

**TCU**  
*Horned Frogs* GAMES 17/24  
Saturday, Jan. 14 | Tuesday, Feb. 7

**GENERAL INFO**

Location \_\_\_\_\_ Fort Worth, Texas  
Colors \_\_\_\_\_ Purple & White  
Athletics Director \_\_\_\_\_ Jeremiah Donati  
Conference \_\_\_\_\_ Big 12  
Home Court \_\_\_\_\_ Schollmaier Arena (6,800)

**TEAM INFO**

2021-22 Record 21-13 [8-10/t-5th]  
2021-22 Postseason \_\_\_\_\_ NCAA Second Rd.  
Lettermen R/L (Starters R/L) 10/2 (5/0)  
Newcomers \_\_\_\_\_ 10

**MEDIA CONTACT**

Steven Schoon  
Cell > 620.218.1693  
Email > s.schoon@tcu.edu

**HEAD COACH**

**Jamie Dixon** (*TCU '87*)  
Overall > 445-207 (20th season)  
At TCU > 117-84 (7th season)  
Assistant coaches: Tony Benford (Associate HC), Duane Broussard, Jamie McNeilly

**SERIES HISTORY**

Overall \_\_\_\_\_ K-State leads 20-10  
In Big 12 play \_\_\_\_\_ K-State leads 17-8  
Last meeting \_\_\_\_\_ K-State won 75-63 (2/5/2022)

@TCUBasketball  
GoFrogs.com

**KU** **KANSAS**  
*Jayhawks* GAMES 18/22  
Tuesday, Jan. 17 | Tuesday, Jan. 31

**GENERAL INFO**

Location \_\_\_\_\_ Lawrence, Kan.  
Colors \_\_\_\_\_ Crimson & Blue  
Athletics Director \_\_\_\_\_ Travis Goff  
Conference \_\_\_\_\_ Big 12  
Home Court \_\_\_\_\_ Allen Fieldhouse (16,300)

**TEAM INFO**

2021-22 Record 34-6 [14-4/t-1st]  
2021-22 Postseason \_\_\_\_\_ NCAA Champions  
Lettermen R/L (Starters R/L) 7/7 (2/3)  
Newcomers \_\_\_\_\_ 6

**MEDIA CONTACT**

Chris Theisen  
Cell > 785.331.9356  
Email > theisen@ku.edu

**HEAD COACH**

**Bill Self** (*Oklahoma State '85*)  
Overall > 763-229 (30th season)  
At Kansas > 556-124 (20th season)  
Assistant coaches: Kurtis Townsend, Norm Roberts, Jeremy Case

**SERIES HISTORY**

Overall \_\_\_\_\_ Kansas leads 203-94  
In Big 12 play \_\_\_\_\_ Kansas leads 56-6  
Last meeting \_\_\_\_\_ Kansas won 102-83 (2/22/2022)

@KUHoops  
kuathletics.com

**T** **TEXAS TECH**  
*Red Raiders* GAMES 19/25  
Saturday, Jan. 21 | Saturday, Feb. 11

**GENERAL INFO**

Location \_\_\_\_\_ Lubbock, Texas  
Colors \_\_\_\_\_ Red & Black  
Athletics Director \_\_\_\_\_ Kirby Hocutt  
Conference \_\_\_\_\_ Big 12  
Home Court \_\_\_\_\_ United Supermarkets Arena (15,098)

**TEAM INFO**

2021-22 Record 27-10 [12-6/3rd]  
2021-22 Postseason \_\_\_\_\_ NCAA Sweet 16  
Lettermen R/L (Starters R/L) 3/10 (1/4)  
Newcomers \_\_\_\_\_ 11

**MEDIA CONTACT**

Wes Bloomquist  
Cell > 512.966.6971  
Email > wes.bloomquist@ttu.edu

**HEAD COACH**

**Mark Adams** (*Texas Tech '79*)  
Overall > 581-254 (25th season)  
At Texas Tech > 27-10 (2nd season)  
Assistant coaches: Corey Williams, Al Pinkins, Steve Green

**SERIES HISTORY**

Overall \_\_\_\_\_ K-State leads 25-21  
In Big 12 play \_\_\_\_\_ Tech leads 20-18  
Last meeting \_\_\_\_\_ Tech won 73-68 (2/28/2022)

@TexasTechMBB  
texastech.com

**I** **IOWA STATE**  
*Cyclones* GAMES 20/27  
Tuesday, Jan. 24 | Saturday, Feb. 18

**GENERAL INFO**

Location \_\_\_\_\_ Ames, Iowa  
Colors \_\_\_\_\_ Cardinal & Yellow  
Athletics Director \_\_\_\_\_ Jamie Pollard  
Conference \_\_\_\_\_ Big 12  
Home Court \_\_\_\_\_ Hilton Coliseum (14,384)

**TEAM INFO**

2021-22 Record 22-13 [7-11/t-7th]  
2021-22 Postseason \_\_\_\_\_ NCAA Sweet 16  
Lettermen R/L (Starters R/L) 4/7 (1/4)  
Newcomers \_\_\_\_\_ 9

**MEDIA CONTACT**

Ryan Workman  
Cell > 515.294.7019  
Email > rworkman@iastate.edu

**HEAD COACH**

**T.J. Otzelberger** (*UIW-Whitewater '01*)  
Overall > 121-76 (7th season)  
At Iowa State > 22-13 (2nd season)  
Assistant coaches: J.R. Blount, Kyle Green, Nate Schmidt

**SERIES HISTORY**

Overall \_\_\_\_\_ K-State leads 144-91  
In Big 12 play \_\_\_\_\_ Iowa State leads 28-27  
Last meeting \_\_\_\_\_ ISU won 74-73 (2/26/2022)

@CycloneMBB  
cyclones.com

**OU** **OKLAHOMA**  
*Sooners* GAMES 26/30  
Tuesday, Feb. 14 | Wednesday, March 1

**GENERAL INFO**

Location \_\_\_\_\_ Norman, Okla.  
Colors \_\_\_\_\_ Crimson & Cream  
Athletics Director \_\_\_\_\_ Joe Castiglione  
Conference \_\_\_\_\_ Big 12  
Home Court \_\_\_\_\_ Lloyd Noble Center (10,967)

**TEAM INFO**

2021-22 Record 19-16 [7-11/t-7th]  
2021-22 Postseason \_\_\_\_\_ NIT Second Rd.  
Lettermen R/L (Starters R/L) 6/8 (2/3)  
Newcomers \_\_\_\_\_ 8

**MEDIA CONTACT**

Brent Beerends  
Cell > 405.738.7754  
Email > beerends@ou.edu

**HEAD COACH**

**Porter Moser** (*Creighton '90*)  
Overall > 312-258 (19th season)  
At Oklahoma > 19-16 (2nd season)  
Assistant coaches: Matt Brady, Emanuel Dildy, Ryan Humphrey

**SERIES HISTORY**

Overall \_\_\_\_\_ Oklahoma leads 112-103  
In Big 12 play \_\_\_\_\_ Oklahoma leads 20-18  
Last meeting \_\_\_\_\_ Oklahoma won 78-71 (3/5/2022)

@OU\_MBBall  
soonersports.com



■ BAYLOR

all-time series

**Baylor Leads 25-23**

In Manhattan, Kan.	12-11
■ Bramlage Coliseum	9-11 (8-11 in Big 12 era)
In Waco, Texas	8-11
■ Ferrell Center	8-11 (7-11 in Big 12 era)
Neutral Sites	3-3
■ In Kansas City	3-3
■ At Big 12 Championship	3-2
■ At T-Mobile Center	2-2
Big 12 Era	18-24 (15-22 regular season)
■ In Manhattan, Kan.	8-11
■ In Waco, Texas	7-11
Jerome Tang vs. Baylor	0-0
Home: 0-0 ■ Road: 0-0 ■ Big 12 Championship: 0-0	
Scott Drew vs. K-State	18-16
Home: 8-6 ■ Road: 8-8 ■ Big 12 Championship: 2-2	
Jerome Tang vs. Scott Drew	0-0
Home: 0-0 ■ Road: 0-0 ■ Big 12 Championship: 0-0	
Overtime	1-3
Longest Winning Streak	6 (2017-19)
Longest Losing Streak	7 (2020-present)
Current Streak	Baylor, 7
Last 10	Baylor leads 7-3

Points	Margin
Most	Biggest Win
90-83, 1-22-2018	48
Fewest	Biggest Loss
42	48
42-69, 2-21-2015	59-107, 1-27-2021

3-20-48	Baylor 60-52+	Kansas City
12-16-49	K-State 78-30	Manhattan
1-30-60	K-State 77-63	Manhattan
12-9-66	K-State 77-70	Manhattan
<b>First Year of Bramlage Coliseum</b>		
12-7-88	K-State 84-60	Manhattan
12-4-89	K-State 60-53	Waco
<b>First Year of Big 12 Play [Baylor leads 22-18]</b>		
2-26-97	Baylor 75-58	Manhattan
1-10-98	Baylor 73-62	Waco
2-13-99	K-State 77-68	Manhattan
3-1-00	Baylor 67-66	Waco
1-13-01	Baylor 63-55	Manhattan
1-16-02	Baylor 73-70	Waco
3-7-02	K-State 74-73 (OT)^	Kansas City
2-19-03	Baylor 66-57	Manhattan
3-3-04	K-State 64-62	Waco
2-23-05	K-State 80-69	Manhattan
2-1-06	Baylor 72-70 (OT)	Waco
1-17-07	K-State 69-60	Manhattan
2-23-08	Baylor 92-86	Waco
1-21-09	Baylor 83-65	Manhattan
1-26-10	K-State 76-74	Waco
3-12-10	K-State 82-75^	Kansas City
1-24-11	K-State 69-61	Manhattan
1-10-12	Baylor 75-73	Manhattan
2-18-12	K-State 57-56	Waco
3-8-12	Baylor 82-74^	Kansas City
2-16-13	K-State 81-61	Manhattan
3-2-13	K-State 64-61	Waco
2-15-14	Baylor 87-73 (2 OTs)	Waco
3-8-14	Baylor 76-74	Manhattan
1-17-15	K-State 63-61	Manhattan
2-21-15	Baylor 69-42	Waco
1-20-16	Baylor 79-72 (2 OTs)	Waco
2-10-16	Baylor 82-72	Manhattan
1-14-17	Baylor 77-68	Manhattan
2-4-17	K-State 56-54	Waco
3-9-17	K-State 70-64^	Kansas City
1-22-18	K-State 90-83	Waco
3-3-18	K-State 77-67	Manhattan
2-9-19	K-State 70-63	Waco
3-2-19	K-State 66-60	Manhattan
2-3-20	Baylor 73-67	Manhattan
2-25-20	Baylor 85-66	Waco
12-19-20	Baylor 100-69	Manhattan
1-27-21	Baylor 107-59	Waco
3-11-21	Baylor 74-68^	Kansas City
1-25-22	Baylor 74-49	Waco
2-9-22	Baylor 75-60	Manhattan

■ IOWA STATE

all-time series

**K-State Leads 144-91**

In Manhattan, Kan.	83-29
■ Bramlage Coliseum	23-11 (17-9 in Big 12 era)
In Ames, Iowa	54-51
■ Hilton Coliseum	23-28 (10-16 in Big 12 era)
Neutral Sites	7-11
■ In Kansas City	7-10
■ At Big 12 Championship	0-3
■ At T-Mobile Center	0-2
Big 12 Era	27-28 (27-25 regular season)
■ In Manhattan, Kan.	17-9
■ In Ames, Iowa	10-16
Jerome Tang vs. Iowa State	0-0
Home: 0-0 ■ Road: 0-0 ■ Big 12 Championship: 0-0	
T.J. Otzelberger vs. K-State	2-2
Home: 0-2 ■ Road: 2-0 ■ Big 12 Championship: 0-0	
Jerome Tang vs. T.J. Otzelberger	0-0
Home: 0-0 ■ Road: 0-0 ■ Big 12 Championship: 0-0	
Overtime	10-2
Longest Winning Streak	11 (1949-53, 1960-64)
Longest Losing Streak	6 (1928-31)
Current Streak	Iowa State, 1
Last 10	K-State leads 6-4

Points	Margin
Most	Biggest Win
108	42
108-93, 1-29-1975	99-57, 1-16-1950
Fewest	Biggest Loss
12	35
12-14, 3-1-1923	39-74, 2-18-1946

1-12-09	K-State 42-32	Manhattan
1-9-14	K-State 19-7	Manhattan
1-10-14	Iowa State 18-14	Manhattan
2-26-15	Iowa State 25-19	Manhattan
2-27-15	Iowa State 15-14	Manhattan
1-19-18	K-State 33-27	Manhattan
2-23-18	K-State 22-18	Ames
2-11-19	K-State 22-18	Ames
2-12-19	K-State 27-17	Ames
2-13-20	K-State 37-20	Manhattan
2-14-20	K-State 27-21	Manhattan
1-21-21	Iowa State 27-17	Ames
1-22-21	K-State 25-21	Ames
1-16-22	Iowa State 36-26	Manhattan
2-24-22	Iowa State 28-22	Manhattan
2-5-23	Iowa State 22-14	Manhattan
3-1-23	Iowa State 14-12	Ames
3-1-24	K-State 24-20	Ames
2-7-24	K-State 18-17	Manhattan
1-17-25	K-State 37-19	Manhattan
2-3-25	K-State 34-20	Ames
2-13-26	K-State 34-10	Manhattan
3-4-26	K-State 23-22	Ames
1-14-27	K-State 31-24	Manhattan
2-25-27	Iowa State 36-23	Ames
1-18-28	K-State 38-28	Manhattan
2-10-28	Iowa State 39-38	Ames
1-11-29	Iowa State 41-30	Ames
2-16-29	Iowa State 44-35	Manhattan
1-31-30	Iowa State 25-24	Ames
2-21-30	Iowa State 37-21	Manhattan
1-31-31	Iowa State 46-31	Manhattan
2-13-31	K-State 38-24	Ames
1-30-32	K-State 19-15	Manhattan
2-19-32	K-State 30-27	Ames
1-28-33	K-State 33-23	Manhattan
2-9-33	K-State 28-27	Ames
1-12-34	K-State 28-23	Manhattan
3-1-34	Iowa State 37-16	Ames
1-14-35	Iowa State 29-25	Manhattan
3-4-35	Iowa State 39-31	Ames
1-18-36	Iowa State 31-29	Ames
2-17-36	K-State 41-25	Manhattan
1-9-37	K-State 44-31	Ames
2-22-37	K-State 48-40	Manhattan
1-8-38	Iowa State 41-30	Ames
2-12-38	K-State 51-29	Manhattan
1-7-39	Iowa State 47-36	Ames
2-11-39	K-State 44-40	Manhattan
1-22-40	K-State 29-28	Manhattan
2-9-40	Iowa State 45-32	Ames
2-10-41	Iowa State 50-41	Manhattan
3-1-41	Iowa State 36-33	Ames
2-9-42	Iowa State 44-43	Manhattan
2-27-42	K-State 36-34	Ames

1-9-43	Iowa State 34-24	Ames
3-1-43	K-State 43-36	Manhattan
2-11-44	Iowa State 47-20	Ames
1-3-44	Iowa State 42-33	Manhattan
1-6-45	Iowa State 60-31	Ames
2-26-45	Iowa State 44-39	Manhattan
1-5-46	K-State 52-46 (OT)	Manhattan
2-18-46	Iowa State 74-39	Ames
1-10-47	Iowa State 51-40	Ames
2-3-47	K-State 43-30	Manhattan
1-19-48	K-State 61-42	Manhattan
2-24-48	K-State 54-48	Ames
12-30-48	Iowa State 56-52%	Kansas City
1-17-49	K-State 49-43	Manhattan
3-5-49	K-State 54-39	Ames
1-16-50	K-State 99-57	Manhattan
2-17-50	K-State 80-56	Ames
1-13-51	K-State 98-58	Manhattan
3-3-51	K-State 81-47	Ames
1-19-52	K-State 76-58	Manhattan
3-3-52	K-State 88-66	Ames
1-31-53	K-State 81-78	Manhattan
2-9-53	K-State 74-64	Ames
12-30-53	K-State 98-77%	Kansas City
1-30-54	Iowa State 60-56	Ames
2-13-54	Iowa State 64-62	Manhattan
12-29-54	K-State 70-60%	Kansas City
1-8-55	K-State 78-77	Ames
1-22-55	K-State 79-67	Manhattan
12-27-55	Iowa State 79-71%	Kansas City
1-7-56	K-State 68-64	Ames
2-25-56	K-State 82-62	Manhattan
12-28-56	Iowa State 74-64%	Kansas City
2-23-57	K-State 86-77 (OT)	Manhattan
3-2-57	Iowa State 69-67 (OT)	Ames
1-25-58	K-State 64-54	Ames
2-8-58	K-State 77-70	Manhattan
1-5-59	K-State 59-56	Ames
1-26-59	K-State 78-55	Manhattan
12-26-59	Iowa State 74-73%	Kansas City
1-18-60	K-State 68-66	Manhattan
2-15-60	K-State 72-70	Ames
1-30-61	K-State 72-70	Ames
2-11-61	K-State 66-65	Manhattan
12-30-61	K-State 69-67%	Kansas City
1-27-62	K-State 56-55	Ames
2-26-62	K-State 69-54	Manhattan
2-23-63	K-State 62-50	Manhattan
3-4-63	K-State 78-71	Ames
1-11-64	K-State 73-52	Manhattan
3-9-64	K-State 74-69	Ames
1-30-65	Iowa State 91-76	Ames
2-6-65	K-State 82-71	Manhattan
2-14-66	K-State 80-69	Manhattan
3-7-66	K-State 75-73 (OT)	Ames
12-28-66	Iowa State 78-67%	Kansas City
1-14-67	K-State 73-72 (OT)	Manhattan
3-6-67	K-State 81-68	Ames
1-13-68	Iowa State 79-74	Manhattan
3-4-68	K-State 63-61	Ames
12-27-68	K-State 79-66%	Kansas City
1-4-69	K-State 75-65	Ames
2-8-69	Iowa State 78-73	Manhattan
2-2-70	K-State 82-64	Manhattan
2-9-70	Iowa State 80-64	Ames
2-6-71	K-State 96-81	Manhattan
2-13-71	Iowa State 89-66	Ames
12-29-71	K-State 92-75%	Kansas City
1-15-72	K-State 69-53	Manhattan
2-19-72	K-State 68-54	Ames
12-29-72	K-State 68-65%	Kansas City
2-6-73	K-State 78-74	Manhattan
2-17-73	K-State 89-76	Ames
12-28-73	Iowa State 61-55%	Kansas City
1-26-74	K-State 92-66	Manhattan
2-9-74	K-State 72-56	Ames
12-28-74	Iowa State 82-64%	Kansas City
1-29-75	K-State 108-93	Ames
3-1-75	K-State 70-68	Manhattan
12-26-75	K-State 81-67%	Kansas City
1-28-76	K-State 84-66	Manhattan
2-28-76	K-State 80-67	Ames
1-12-77	K-State 63-54	Manhattan
2-2-77	K-State 70-51	Ames
2-26-77	K-State 97-62	Manhattan
1-11-78	Iowa State 82-77	Ames
2-1-78	K-State 74-63	Manhattan
12-29-78	Iowa State 62-61%	Kansas City
1-13-79	Iowa State 79-66	Manhattan
2-3-79	K-State 62-60	Ames
1-23-80	K-State 73-63	Manhattan
2-13-80	Iowa State 66-58	Ames
2-26-80	K-State 101-87	Manhattan

1-31-81	K-State 75-62	Ames
2-25-81	K-State 67-60	Manhattan
1-13-82	K-State 75-55	Manhattan
2-13-82	K-State 58-49	Ames
1-22-83	K-State 81-55	Manhattan
2-12-83	Iowa State 59-40	Ames
2-1-84	K-State 75-69	Manhattan
2-22-84	Iowa State 62-55	Ames
2-2-85	Iowa State 58-54	Ames
2-27-85	K-State 68-67	Manhattan
1-15-86	Iowa State 77-73	Manhattan
2-15-86	Iowa State 84-74	Ames
1-17-87	K-State 68-65	Manhattan
2-7-87	K-State 87-75	Ames
2-3-88	K-State 79-68 (OT)	Manhattan
2-24-88	K-State 83-66	Ames
<b>First Year of Bramlage Coliseum</b>		
2-9-89	K-State 104-89	Manhattan
3-4-89	Iowa State 101-89	Ames
1-6-90	K-State 72-68	Manhattan
2-17-90	K-State 93-90 (OT)	Ames
1-19-91	Iowa State 94-91	Ames
2-9-91	Iowa State 98-78	Manhattan
1-25-92	Iowa State 85-59	Ames
2-19-92	K-State 64-55	Manhattan
2-10-93	K-State 68-66 (OT)	Manhattan
3-6-93	Iowa State 79-61	Ames
1-29-94	K-State 76-70	Manhattan
3-6-94	Iowa State 85-60	Ames
1-21-95	Iowa State 79-73	Manhattan
1-28-95	Iowa State 87-79	Ames
1-6-96	K-State 72-55	Manhattan
2-28-96	K-State 92-87 (OT)	Ames
<b>First Year of Big 12 Play [Iowa State leads 28-27]</b>		
1-22-97	Iowa State 54-48	Ames
2-15-97	Iowa State 62-58	Manhattan
1-14-98	K-State 77-59	Manhattan
2-18-98	Iowa State 63-62	Ames
2-6-99	K-State 67-62	Ames
2-20-99	K-State 64-58 (OT)	Manhattan
1-19-00	Iowa State 72-61	Manhattan
2-2-00	Iowa State 85-67	Ames
2-3-		



## KANSAS

all-time series

### Kansas Leads 203-94

In Manhattan, Kan.	48-81
■ <b>Bramlage Coliseum</b>	5-29 (5-21 in Big 12 era)
In Lawrence, Kan.	35-93
■ <b>Allen Fieldhouse</b>	17-51 (1-25 in Big 12 era)
Neutral Sites	11-29
■ <b>In Kansas City</b>	11-27
■ <b>At Big 12 Championship</b>	0-10
■ <b>At T-Mobile Center</b>	0-4
Big 12 Era	6-56 (6-46 regular season)
■ <b>In Manhattan, Kan.</b>	5-21
■ <b>In Lawrence, Kan.</b>	1-25
Jerome Tang vs. Kansas	0-0
Home: 0-0	Road: 0-0
■ <b>Big 12 Championship:</b>	0-0
Bill Self vs. K-State	39-6
Home: 18-1	Road: 15-5
■ <b>Big 12 Championship:</b>	6-0
Jerome Tang vs. Bill Self	0-0
Home: 0-0	Road: 0-0
■ <b>Big 12 Championship:</b>	0-0
Overtime	6-9
Longest Winning Streak	5 (1972-74, 1982-83)
Longest Losing Streak	31 (1994-2005)
Current Streak	Kansas, 7
Last 10	Kansas leads 9-1

<b>Points</b>	<b>Margin</b>
<b>Most</b> 96	<b>Biggest Win</b> 29
96-69, 1-20-1979	38-9, 2-2-1917
<b>Fewest</b> 39	<b>Biggest Loss</b> 45
39-50, 1-20-1947	45-90, 3-10-1995

1-25-07	Kansas 54-39	Lawrence
2-11-07	K-State 29-25	Manhattan
1-31-08	Kansas 50-12	Lawrence
12-14-08	Kansas 42-27	Manhattan
1-27-10	Kansas 44-19	Lawrence
1-27-12	Kansas 37-24	Lawrence
2-29-12	K-State 33-28	Manhattan
1-21-13	K-State 39-21	Lawrence
1-22-13	K-State 27-25	Lawrence
1-30-13	Kansas 34-19	Manhattan
1-31-13	Kansas 30-20	Manhattan
1-22-14	Kansas 44-26	Manhattan
1-23-14	K-State 29-25	Manhattan
1-30-14	Kansas 28-24	Lawrence
1-31-14	Kansas 41-16	Lawrence
1-28-15	Kansas 38-22	Manhattan
1-29-15	Kansas 36-32	Manhattan
2-10-15	K-State 21-18	Lawrence
2-11-15	Kansas 39-20	Lawrence
2-17-16	K-State 38-28	Manhattan
2-18-16	K-State 45-21	Manhattan
1-21-16	K-State 26-12	Lawrence
1-20-16	K-State 31-18	Lawrence
1-23-17	Kansas 34-16	Lawrence
1-24-17	Kansas 27-19	Lawrence
2-2-17	K-State 38-9	Manhattan
2-3-17	K-State 32-29	Manhattan
1-30-18	K-State 36-23	Lawrence
1-31-18	Kansas 35-32	Lawrence
3-4-18	Kansas 35-33	Manhattan
3-5-18	K-State 32-25	Manhattan
2-6-19	K-State 33-30	Manhattan
2-7-19	K-State 41-27	Manhattan
2-27-19	K-State 37-22	Lawrence
2-28-19	K-State 31-18	Lawrence
2-6-20	Kansas 33-18	Manhattan
2-7-20	K-State 26-12	Manhattan
3-9-20	Kansas 30-24	Lawrence
3-10-20	Kansas 31-23	Lawrence
2-4-21	K-State 31-18	Lawrence
2-5-21	K-State 24-22	Lawrence
2-18-21	K-State 36-30	Manhattan
2-19-21	K-State 26-18	Manhattan
2-9-22	Kansas 32-23	Manhattan
2-28-22	Kansas 44-26	Lawrence
2-7-23	Kansas 44-23	Lawrence
2-21-23	Kansas 24-17	Manhattan
1-22-24	Kansas 36-21	Manhattan
2-12-24	Kansas 23-15	Lawrence
1-14-25	K-State 40-28	Lawrence
2-24-25	Kansas 27-17	Manhattan
1-13-26	Kansas 26-15	Manhattan
3-1-26	Kansas 34-29	Lawrence
2-9-27	Kansas 35-34	Lawrence
3-4-27	Kansas 29-24	Manhattan

12-16-27	K-State 20-13	Lawrence
3-7-28	K-State 40-30	Manhattan
2-2-29	Kansas 31-24	Lawrence
3-5-29	K-State 36-35	Manhattan
2-5-30	Kansas 29-26	Manhattan
2-18-30	Kansas 32-30	Lawrence
1-17-31	Kansas 37-29	Manhattan
2-17-31	Kansas 40-26	Lawrence
12-16-31	Kansas 27-25	Manhattan
12-11-31	Kansas 32-30	Lawrence
1-15-32	Kansas 27-26	Lawrence
2-12-32	Kansas 30-22	Manhattan
12-2-32	K-State 31-27	Lawrence
12-7-32	K-State 15-11	Manhattan
1-10-33	Kansas 36-24	Lawrence
2-25-33	Kansas 33-25	Manhattan
12-12-33	Kansas 27-13	Lawrence
12-15-33	Kansas 34-20	Manhattan
12-14-34	**K-State 39-35 (OT)	Lawrence
12-18-34	**K-State 40-26	Manhattan
1-20-34	Kansas 32-24	Lawrence
2-24-34	Kansas 39-23	Manhattan
1-11-35	Kansas 40-14	Lawrence
1-26-35	Kansas 43-37	Lawrence
2-22-35	Kansas 39-33	Manhattan
2-23-35	Kansas 36-30	Manhattan
12-21-35	Kansas 38-23%	Kansas City
1-7-36	Kansas 28-17	Manhattan
2-15-36	Kansas 52-34	Lawrence
1-19-37	Kansas 39-28	Lawrence
2-11-37	K-State 33-32 (OT)	Manhattan
2-7-38	Kansas 35-33	Lawrence
1-11-38	Kansas 33-21	Manhattan
1-10-39	Kansas 33-29	Lawrence
1-28-39	Kansas 40-38	Manhattan
1-12-40	Kansas 34-33	Manhattan
2-20-40	Kansas 44-33	Lawrence
1-20-41	Kansas 46-41	Manhattan
2-25-41	Kansas 50-45 (OT)	Lawrence
1-24-42	Kansas 46-44 (OT)	Lawrence
3-3-42	Kansas 45-26	Manhattan
3-6-43	Kansas 47-30	Lawrence
1-20-43	Kansas 40-20	Manhattan
12-29-43	Kansas 62-44%	Kansas City
1-18-44	Kansas 36-30	Lawrence
2-23-44	Kansas 32-24	Manhattan
12-22-44	Kansas 63-40%	Kansas City
1-30-45	Kansas 39-36	Lawrence
2-16-45	Kansas 33-31	Manhattan
12-14-45	Kansas 71-46%	Kansas City
1-9-46	Kansas 39-26	Manhattan
1-29-46	Kansas 68-43	Lawrence
1-28-47	Kansas 50-39	Lawrence
2-20-47	K-State 48-45	Manhattan
12-19-48	K-State 56-42%	Kansas City
2-18-48	K-State 48-29	Manhattan
3-1-48	K-State 61-60	Lawrence
12-29-48	Kansas 60-46%	Kansas City
2-9-49	K-State 53-48	Lawrence
2-24-49	K-State 63-36	Manhattan
12-27-49	K-State 58-48%	Kansas City
2-14-50	K-State 55-50	Manhattan
3-7-50	Kansas 79-68	Lawrence
1-15-51	K-State 47-43	Lawrence
2-24-51	K-State 65-51	Manhattan
12-28-51	Kansas 90-88 (OT)%	Kansas City
1-26-52	K-State 81-64	Manhattan
3-7-52	Kansas 78-61	Lawrence
12-30-52	K-State 93-87%	Kansas City
1-17-53	Kansas 80-66	Lawrence
2-17-53	Kansas 80-78	Manhattan
1-16-54	Kansas 65-62	Manhattan
2-17-54	Kansas 85-74	Lawrence
2-12-55	Kansas 78-68	Manhattan
3-1-55	Kansas 77-67	Lawrence
1-14-56	Kansas 91-86	Manhattan
3-6-56	K-State 79-68	Lawrence
1-12-57	Kansas 51-45	Lawrence
3-6-57	Kansas 64-57	Manhattan
12-30-57	Kansas 79-65%	Kansas City
2-3-58	K-State 79-75 (2 OTs)	Lawrence
3-8-58	Kansas 61-44	Manhattan
2-11-59	K-State 82-72	Manhattan
2-27-59	K-State 87-77	Lawrence
2-10-60	Kansas 64-62	Lawrence
2-24-60	K-State 68-57	Manhattan
3-9-60	Kansas 84-82 (OT)	Manhattan
12-29-60	K-State 69-66% (OT)	Kansas City
1-20-61	Kansas 75-66	Lawrence
2-22-61	K-State 81-63	Manhattan
1-10-62	K-State 70-45	Manhattan
2-7-62	K-State 91-72	Lawrence
12-29-62	Kansas 90-88 (4 OTs)%	Kansas City

## In Big 12 Arenas

Arena	K-State's First Game	Result	Record	Streak
Ferrell Center (Baylor)	Dec. 4, 1989	W, 60-53	8-11	L3
Hilton Coliseum (Iowa State)	Feb. 19, 1972	W, 68-54	23-28	W2
Allen Fieldhouse (Kansas)	March 1, 1955	L, 67-77	17-51	L16
Lloyd Noble Center (Oklahoma)	Jan. 24, 1976	W, 65-51	11-28	L3
Gallagher-Iba Arena (Oklahoma State)	Feb. 21, 1959	W, 62-50	25-33	L3
Schollmaier Arena (TCU)	Dec. 19, 1969	W, 75-65	8-3	W2
Moody Center (Texas)	Jan. 3, 2023*	—	—	—
United Supermarkets Arena (Texas Tech)	Feb. 26, 2000	L, 64-75	4-13	L3
WVU Coliseum (West Virginia)	Jan. 12, 2013	W, 65-64	2-8	L8

2-19-63	K-State 67-54	Lawrence
2-27-63	K-State 74-60	Manhattan
2-1-64	K-State 58-55	Manhattan
2-22-64	K-State 70-46	Lawrence
12-29-64	Kansas 54-52%	Kansas City
1-20-65	K-State 71-63	Manhattan
2-20-65	Kansas 86-66	Lawrence
12-28-65	Kansas 69-63%	Kansas City
1-22-66	Kansas 69-61	Lawrence
3-5-66	Kansas 68-55	Manhattan
2-11-67	Kansas 60-55	Manhattan
3-11-67	Kansas 74-56	Lawrence
1-20-68	K-State 71-56	Manhattan
2-24-68	K-State 64-61 (OT)	Lawrence
1-18-69	Kansas 73-67	Manhattan
3-8-69	K-State 64-57	Lawrence
2-14-70	K-State 71-68	Manhattan
3-7-70	Kansas 82-79	Lawrence
2-1-71	Kansas 79-74	Lawrence
2-22-71	Kansas 61-48	Manhattan
1-17-72	Kansas 66-63 (2 OTs)	Lawrence
2-15-72	K-State 78-66	Manhattan
12-28-72	K-State 91-70%	Kansas City
1-23-73	K-State 77-68	Lawrence
2-13-73	K-State 67-66	Manhattan
2-13-74	K-State 74-71	Manhattan
3-6-74	Kansas 60-55	Lawrence
2-1-75	K-State 66-56	Manhattan
2-22-75	Kansas 91-53	Lawrence
1-31-76	Kansas 62-57	Lawrence
2-21-76	K-State 69-54	Manhattan
12-29-76	Kansas 81-64%	Kansas City
1-22-77	K-State 80-65	Manhattan
2-12-77	K-State 86-83	Lawrence
3-3-77	K-State 80-67^	Kansas City
12-30-77	Kansas 67-62%	Kansas City
1-21-78	Kansas 56-52	Lawrence
2-11-78	Kansas 75-63	Manhattan
3-3-78	K-State 87-76^	Kansas City
1-20-79	K-State 96-69	Manhattan
2-17-79	K-State 58-56	Lawrence
1-19-80	K-State 61-52	Lawrence
2-16-80	Kansas 48-46	Manhattan
3-1-80	K-State 79-58^	Kansas City
1-28-81	K-State 54-43	Manhattan
2-18-81	Kansas 58-50	Lawrence
3-7-81	Kansas 80-68^	Kansas City
1-23-82	K-State 70-53	Manhattan
2-20-82	K-State 63-53	Lawrence
3-2-82	K-State 74-62	Manhattan
1-29-83	K-State 58-57	Manhattan
2-26-83	K-State 70-63	Lawrence
1-28-84	Kansas 65-54	Lawrence
2-25-84	Kansas 63-61	Manhattan
3-9-84	Kansas 70-59^	Kansas City
1-30-85	Kansas 75-57	Manhattan
2-20-85	Kansas 75-64	Lawrence
2-1-86	Kansas 64-50	Manhattan
2-22-86	Kansas 84-69	Lawrence
3-7-86	Kansas 74-51^	Kansas City
2-4-87	Kansas 80-75 (2 OTs)	Manhattan
2-19-87	Kansas 84-67	Lawrence
1-30-88	K-State 72-61	Lawrence
2-18-88	Kansas 64-63	Manhattan
3-12-88	K-State 69-54^	Kansas City
3-27-88	Kansas 71-58+	Pontiac, Mich.

1-18-93	Kansas 71-65	Manhattan
2-20-93	Kansas 77-64	Lawrence
3-13-93	K-State 74-67^	Kansas City
1-17-94	K-State 68-64	Lawrence
2-12-94	Kansas 65-56	Manhattan
3-11-94	Kansas 73-52^	Kansas City
1-18-95	Kansas 78-74	Lawrence
2-18-95	Kansas 78-67	Manhattan
3-10-95	Kansas 90-45^	Kansas City
2-4-96	Kansas 72-62	Lawrence
2-24-96	Kansas 77-66	Manhattan
3-9-96	Kansas 61-55^	Kansas City
<b>First Year of Big 12 Play [Kansas leads 56-6]</b>		
1-4-97	Kansas 62-59	Manhattan
2-22-97	Kansas 78-58	Lawrence
1-17-98	Kansas 69-62	Lawrence
2-14-98	Kansas 73-58	Manhattan
3-6-98	Kansas 68-61^	Kansas City
2-1-99	Kansas 69-46	Manhattan
2-17-99	Kansas 62-47	Lawrence
3-6-99	Kansas 69-58^	Kansas City
1-12-00	Kansas 87-79	Lawrence
2-12-00	Kansas 94-65	Manhattan
3-9-00	Kansas 84-60^	Kansas City
1-27-01	Kansas 92-66	Lawrence
2-28-01	Kansas 77-65	Manhattan
3-9-01	Kansas 94-63^	Kansas City
2-4-02	Kansas 98-71	Manhattan
2-27-02	Kansas 103-68	Lawrence
1-18-03	Kansas 81-64	Lawrence
2-8-03	Kansas 82-64	Manhattan
1-14-04	Kansas 73-67	Lawrence
1-28-04	Kansas 78-70	Manhattan
2-9-05	Kansas 74-65	Manhattan
3-2-05	Kansas 72-65	Lawrence
3-11-05	Kansas 80-67^	Kansas City
1-14-06	K-State 59-55	Lawrence
3-4-06	Kansas 66-52	Manhattan
2-7-07	Kansas 97-70	Lawrence
2-19-07	Kansas 71-62	Manhattan
3-10-07	Kansas 67-61^	Oklahoma City
1-30-08	K-State 84-75	Manhattan
3-1-08	Kansas 88-74	Lawrence
1-13-09	Kansas 87-71	Lawrence
2-14-09	Kansas 85-74	Manhattan
1-30-10	Kansas 81-79 (OT)	Manhattan
3-3-10	Kansas 82-65	Lawrence
3-13-10	Kansas 72-64^	Kansas City
1-29-11	Kansas 90-66	Lawrence
2-14-11	K-State 84-68	Manhattan
1-4-12	Kansas 67-49	Lawrence
2-13-12	Kansas 59-53	Manhattan
1-22-13	Kansas 59-55	Manhattan
2-11-13	Kansas 83-62	Lawrence
3-16-13	Kansas 70-54^	Kansas City
1-11-14	Kansas 86-60	Lawrence
2-10-14	K-State 85-82 (OT)	Manhattan
1-31-15	Kansas 68-57	Lawrence
2-23-15	K-State 70-63	Manhattan
2-3-16	Kansas 77-59	Lawrence
2-20-16	Kansas 72-63	Manhattan
3-10-16	Kansas 85-63^	Kansas City
1-3-17	Kansas 90-88	Lawrence
2-6-17	Kansas 74-71	Manhattan
1-13-18	Kansas 73-72	Lawrence
1-29-18	Kansas 70-56	Manhattan
3-9-18	Kansas 83-67^	Kansas City
2-5-19		



OKLAHOMA

all-time series

Oklahoma Leads 112-103

<b>In Manhattan, Kan.</b>	64-37
■ <b>Bramlage Coliseum</b>	18-9 (13-6 in Big 12 era)
<b>In Norman, Okla.</b>	28-66
■ <b>Lloyd Noble Center</b>	11-28 (5-13 in Big 12 era)
<b>Neutral Sites</b>	11-9
■ <b>In Kansas City</b>	11-9
■ <b>At Big 12 Championship</b>	0-1
■ <b>At T-Mobile Center</b>	0-0
<b>Big 12 Era</b>	18-20 (18-19 regular season)
■ <b>In Manhattan, Kan.</b>	13-6
■ <b>In Norman, Okla.</b>	5-13
<b>Jerome Tang vs. Oklahoma</b>	0-0
<b>Home:</b> 0-0 ■ <b>Road:</b> 0-0 ■ <b>Big 12 Championship:</b> 0-0	
<b>Porter Moser vs. K-State</b>	3-0
<b>Home:</b> 1-0 ■ <b>Road:</b> 1-0 ■ <b>Big 12 Championship:</b> 0-0	
<b>Jerome Tang vs. Porter Moser</b>	0-0
<b>Home:</b> 0-0 ■ <b>Road:</b> 0-0 ■ <b>Big 12 Championship:</b> 0-0	
<b>Overtime</b>	4-3
<b>Longest Winning Streak</b>	14 (1951-56)
<b>Longest Losing Streak</b>	11 (1982-87)
<b>Current Streak</b>	Oklahoma, 2
<b>Last 10</b>	Tied 5-5

Points	Margin
<b>Most</b> 108	<b>Biggest Win</b> 45
108-71, 2-26-1981	90-45, 1-12-1959
<b>Fewest</b> 30	<b>Biggest Loss</b> 41
30-50, 1-18-1947	76-117, 1-18-1992

1-23-20	K-State 37-18	Manhattan
1-24-20	K-State 21-14	Manhattan
2-20-20	Oklahoma 28-26	Norman
2-21-20	Oklahoma 37-28	Norman
1-14-21	K-State 28-16	Manhattan
1-15-21	K-State 23-9	Manhattan
1-20-22	Oklahoma 31-26	Norman
2-10-22	Oklahoma 32-21	Manhattan
1-19-23	Oklahoma 23-18	Manhattan
2-26-23	Oklahoma 40-25	Norman
1-5-24	Oklahoma 29-15	Manhattan
1-24-24	Oklahoma 34-22	Norman
2-6-25	Oklahoma 35-23	Manhattan
2-28-25	K-State 34-29	Norman
2-5-27	Oklahoma 35-20	Norman
2-19-27	K-State 29-19	Manhattan
1-14-28	Oklahoma 40-29	Norman
2-24-28	Oklahoma 40-27	Manhattan
1-15-29	Oklahoma 44-23	Manhattan
2-23-29	Oklahoma 41-28	Norman
1-21-30	K-State 24-23	Manhattan
2-24-30	K-State 37-32	Norman
1-24-31	K-State 35-15	Manhattan
3-3-31	Oklahoma 43-39	Norman
1-22-32	K-State 31-24	Manhattan
2-16-32	Oklahoma 34-22	Norman
1-7-33	Oklahoma 28-16	Manhattan
1-18-33	Oklahoma 39-36	Norman
1-26-34	Oklahoma 30-20	Manhattan
2-19-34	Oklahoma 68-21	Norman
1-5-35	Oklahoma 47-34	Norman
1-4-35	Oklahoma 38-32	Norman
2-15-35	Oklahoma 24-22	Manhattan
2-16-35	K-State 31-18	Manhattan
2-3-36	Oklahoma 42-32	Manhattan
2-29-36	Oklahoma 46-36	Norman
1-4-37	Oklahoma 47-41	Norman
1-16-37	Oklahoma 34-32	Manhattan
1-31-38	Oklahoma 54-30	Norman
2-10-38	Oklahoma 44-35	Manhattan
2-4-39	Oklahoma 37-35 (OT)	Norman
3-6-39	Oklahoma 50-38	Manhattan
1-6-40	Oklahoma 50-33	Manhattan
2-2-40	Oklahoma 34-29	Norman
1-11-41	K-State 41-36	Manhattan
1-31-41	Oklahoma 46-38	Norman
1-10-42	Oklahoma 47-40	Norman
1-17-42	Oklahoma 26-25	Manhattan
1-15-43	Oklahoma 57-38	Norman
2-13-43	Oklahoma 38-35	Manhattan
1-8-44	Oklahoma 61-28	Norman
1-22-44	Oklahoma 43-34	Manhattan
1-2-45	K-State 55-54	Manhattan
2-10-45	Oklahoma 49-36	Norman
1-12-46	Oklahoma 57-32	Norman
2-12-46	Oklahoma 57-44	Manhattan
12-12-46	K-State 59-55%	Kansas City
1-18-47	Oklahoma 50-30	Manhattan
2-14-47	Oklahoma 57-38	Norman

12-18-47	K-State 55-48%	Kansas City
2-14-48	Oklahoma 49-47	Manhattan
3-8-48	Oklahoma 56-52	Norman
1-22-49	K-State 47-45	Norman
2-19-49	K-State 51-45	Manhattan
12-29-49	Oklahoma 55-50%	Kansas City
1-13-50	K-State 43-42 (OT)	Norman
2-4-50	K-State 91-68	Manhattan
12-28-50	K-State 55-53%	Kansas City
2-17-51	Oklahoma 49-46	Norman
3-5-51	K-State 87-48	Manhattan
12-29-51	K-State 84-69%	Kansas City
1-14-52	K-State 65-54	Norman
3-10-52	K-State 79-58	Manhattan
12-27-52	K-State 93-69%	Kansas City
2-14-53	K-State 84-64	Manhattan
3-7-53	K-State 76-60	Norman
1-26-54	K-State 63-53	Norman
3-3-54	K-State 90-68	Manhattan
1-4-55	K-State 90-82	Manhattan
2-1-55	K-State 71-60	Norman
12-29-55	K-State 86-64%	Kansas City
1-10-56	K-State 61-50	Norman
1-30-56	K-State 71-63	Manhattan
12-26-56	Oklahoma 67-64%	Kansas City
1-5-57	Oklahoma 69-67	Norman
2-11-57	K-State 74-45	Manhattan
1-18-58	K-State 64-60	Norman
2-25-58	K-State 68-51	Manhattan
12-29-58	K-State 73-59%	Kansas City
1-12-59	K-State 90-45	Manhattan
2-16-59	K-State 75-55	Norman
1-16-60	K-State 76-68	Manhattan
2-27-60	Oklahoma 58-35	Norman
12-28-61	K-State 73-52%	Kansas City
1-14-61	K-State 69-57	Manhattan
2-4-61	K-State 71-63	Norman
2-17-62	K-State 71-63	Norman
2-24-62	K-State 89-57	Manhattan
1-29-63	Oklahoma 81-75	Norman
2-9-63	K-State 100-69	Manhattan
1-27-64	K-State 97-91	Norman
2-29-64	K-State 99-70	Manhattan
12-26-64	K-State 75-65%	Kansas City
1-4-65	K-State 71-69	Manhattan
2-15-65	Oklahoma 80-65	Norman
2-5-66	K-State 84-73	Manhattan
2-26-66	Oklahoma 80-77	Norman
12-30-66	K-State 102-76%	Kansas City
1-30-67	K-State 102-82	Norman
2-27-67	K-State 84-71	Manhattan
1-29-68	Oklahoma 73-62	Norman
2-17-68	K-State 72-48	Manhattan
1-11-69	K-State 87-62	Manhattan
2-17-69	K-State 69-59	Norman
12-29-69	Oklahoma 72-67%	Kansas City
1-10-70	K-State 77-56	Manhattan
2-28-70	Oklahoma 80-73	Norman
12-30-70	Oklahoma 83-52%	Kansas City
1-11-71	Oklahoma 75-68	Norman
1-25-71	K-State 78-70	Manhattan
12-28-71	K-State 62-60%	Kansas City
1-31-72	K-State 70-58	Manhattan
2-26-72	K-State 80-71	Norman
1-20-73	Oklahoma 81-69	Norman
2-24-73	K-State 82-78	Manhattan
1-12-74	Oklahoma 65-63	Norman
2-23-74	K-State 90-67	Manhattan
1-25-75	K-State 87-72	Manhattan
2-15-75	Oklahoma 78-71	Norman
1-24-76	K-State 65-51	Norman
2-14-76	K-State 75-70	Manhattan
1-29-77	Oklahoma 64-63	Norman
2-23-77	K-State 68-55	Manhattan
1-28-78	K-State 73-64 (OT)	Manhattan
2-25-78	K-State 65-54	Norman
2-28-78	K-State 52-44	Manhattan
12-28-78	Oklahoma 62-61%	Kansas City
1-31-79	Oklahoma 70-62	Manhattan
2-24-79	Oklahoma 65-52	Norman
3-2-79	Oklahoma 72-68^	Kansas City
1-12-80	Oklahoma 72-62	Manhattan
2-2-80	Oklahoma 56-55	Norman
1-24-81	Oklahoma 65-63	Norman
2-21-81	K-State 108-71	Manhattan
3-3-81	K-State 75-56	Manhattan
1-20-82	K-State 47-42	Manhattan
2-10-82	Oklahoma 68-58	Norman
3-5-82	Oklahoma 68-62^	Kansas City
2-9-83	Oklahoma 64-62	Manhattan
3-5-83	Oklahoma 72-70	Norman
1-21-84	Oklahoma 83-80	Manhattan
2-11-84	Oklahoma 80-74	Norman
1-26-85	Oklahoma 94-75	Norman
2-9-85	Oklahoma 81-75	Manhattan
1-25-86	Oklahoma 83-80	Manhattan
2-11-86	Oklahoma 85-77	Norman
1-24-87	Oklahoma 81-78	Manhattan
2-27-87	K-State 90-89	Norman
1-16-88	K-State 69-62	Manhattan

2-13-88	Oklahoma 112-95	Norman
3-13-88	Oklahoma 88-83^	Kansas City
<b>First Year of Bramlage Coliseum</b>		
2-1-89	Oklahoma 90-82	Manhattan
2-22-89	Oklahoma 86-82	Norman
1-16-90	K-State 66-51	Manhattan
2-14-90	Oklahoma 85-69	Norman
2-5-91	K-State 95-70	Manhattan
3-2-91	K-State 101-98 (OT)	Norman
1-18-92	Oklahoma 117-76	Manhattan
2-16-92	Oklahoma 104-75	Norman
2-3-93	K-State 62-61 (OT)	Manhattan
2-23-93	K-State 67-63	Norman
1-26-94	Oklahoma 87-77	Norman
2-19-94	K-State 89-76	Manhattan
1-25-95	K-State 87-77	Manhattan
2-8-95	Oklahoma 81-66	Norman
1-9-96	Oklahoma 64-59	Manhattan
1-20-96	K-State 75-60	Norman
<b>First Year of Big 12 Play [Oklahoma leads 20-18]</b>		
2-8-97	K-State 67-63	Manhattan
1-7-98	Oklahoma 71-64	Norman
2-13-99	K-State 66-51	Manhattan
2-8-00	Oklahoma 85-64	Norman
1-20-01	Oklahoma 64-63 (OT)	Manhattan
2-16-02	Oklahoma 73-62	Norman
3-8-02	Oklahoma 63-52^	Kansas City
2-1-03	Oklahoma 91-89 (OT)	Manhattan
1-24-04	Oklahoma 61-49	Norman
2-19-05	Oklahoma 69-68	Manhattan
2-25-06	Oklahoma 71-70	Norman
3-3-07	K-State 72-61	Manhattan
1-12-08	K-State 84-82	Norman
1-10-09	Oklahoma 61-53	Manhattan
2-20-10	K-State 83-68	Norman
2-19-11	K-State 77-62	Manhattan
1-14-12	Oklahoma 82-73	Norman
1-28-12	Oklahoma 63-60	Manhattan
1-19-13	K-State 69-60	Manhattan
2-2-13	K-State 52-50	Norman
1-14-14	K-State 72-66	Manhattan
2-22-14	Oklahoma 86-73	Norman
1-10-15	K-State 66-63 (OT)	Norman
2-14-15	K-State 59-56	Manhattan
1-9-16	Oklahoma 86-76	Norman
2-6-16	K-State 80-69	Manhattan
1-7-17	K-State 75-64	Manhattan
2-25-17	Oklahoma 81-51	Norman
1-16-18	K-State 87-69	Manhattan
2-24-18	Oklahoma 86-77	Norman
1-16-19	K-State 74-61	Norman
3-9-19	K-State 68-53	Manhattan
1-4-20	Oklahoma 66-61	Norman
1-29-20	K-State 61-53	Manhattan
1-19-21	Oklahoma 76-50	Norman
2-23-21	K-State 62-57	Manhattan
1-1-22	Oklahoma 71-69	Norman
3-5-22	Oklahoma 78-71	Manhattan

OKLAHOMA STATE

all-time series

K-State Leads 83-58 (84-58 with forfeit)

<b>In Manhattan, Kan.</b>	41-18
■ <b>Bramlage Coliseum</b>	14-12 (10-8 in Big 12 era)
<b>In Stillwater, Okla.</b>	27-36
■ <b>Gallagher-Iba Arena</b>	25-33 (4-15 in Big 12 era)
<b>Neutral Sites</b>	15-4
■ <b>In Kansas City</b>	14-4
■ <b>At Big 12 Championship</b>	3-0
■ <b>At T-Mobile Center</b>	3-0
<b>Big 12 Era</b>	17-23 (14-23 regular season)
■ <b>In Manhattan, Kan.</b>	10-8
■ <b>In Stillwater, Okla.</b>	4-15
<b>Jerome Tang vs. Oklahoma State</b>	0-0
<b>Home:</b> 0-0 ■ <b>Road:</b> 0-0 ■ <b>Big 12 Championship:</b> 0-0	
<b>Mike Boynton, Jr. vs. K-State</b>	5-5
<b>Home:</b> 3-2 ■ <b>Road:</b> 2-3 ■ <b>Big 12 Championship:</b> 0-0	
<b>Jerome Tang vs. Mike Boynton, Jr.</b>	0-0
<b>Home:</b> 0-0 ■ <b>Road:</b> 0-0 ■ <b>Big 12 Championship:</b> 0-0	
<b>Overtime</b>	4-3
<b>Longest Winning Streak</b>	17 (1929-62)
<b>Longest Losing Streak</b>	7 (1990-92)
<b>Current Streak</b>	Oklahoma State, 1
<b>Last 10</b>	Tied 5-5

Points	Margin
<b>Most</b> 96	<b>Biggest Win</b> 39
96-88, 1-18-2017	85-46, 2-23-2019
<b>Fewest</b> 34	<b>Biggest Loss</b> 38
34-72, 1-6-1992	34-72, 1-6-1992

2-4-27	OSU 29-21	Stillwater
2-18-27	K-State 33-30	Manhattan
1-13-28	OSU 35-34	Stillwater
2-3-28	OSU 34-33	Manhattan
2-13-29	K-State 52-31	Manhattan
2-25-29	K-State 62-24	Stillwater
1-17-30	K-State 47-35	Manhattan
3-4-31	K-State 42-25	Stillwater
12-20-47	K-State 50-43%	Kansas City
3-15-48	K-State 43-34%	Kansas City
3-24-51	K-State 68-44+	Kansas City
3-15-58	K-State 69-57+	Lawrence
2-14-59	K-State 60-49	Manhattan
2-21-59	K-State 62-50	Stillwater
12-30-59	K-State 52-49%	Kansas City
1-11-60	K-State 54-49	Stillwater
2-29-60	K-State 74-65	Manhattan
12-26-60	K-State 62-56%	Kansas City
1-7-61	K-State 69-58	Stillwater
1-28-61	K-State 45-43	Manhattan
1-13-62	K-State 50-44	Manhattan
3-5-62	OSU 78-68	Stillwater
12-28-62	K-State 52-44%	Kansas City
1-26-63	K-State 57-44	Manhattan
3-2-63	K-State 56-54	Stillwater
12-30-63	K-State 58-55%	Kansas City
1-13-64	OSU 77-58	Stillwater
3-2-64	K-State 63-59 (OT)	Manhattan
2-13-65	OSU 52-49	Manhattan
3-1-65	OSU 69-60	Stillwater
1-8-66	K-State 67-47	Stillwater
2-5-66	K-State 50-44	Manhattan
1-21-67	K-State 75-50	Stillwater
3-4-67	K-State 51-49	Manhattan
1-6-68	K-State 56-46	Stillwater
3-9-68	K-State 49-47	Manhattan
12-28-68	OSU 60-52%	Kansas City
2-1-69	OSU 64-59	Stillwater
2-22-69	K-State 58-50	Manhattan
12-26-69	K-State 51-49%	Kansas City
1-5-70	K-State 72-56	Manhattan
1-26-70	K-State 71-60	Stillwater
12-29-70	K-State 67-64%	Kansas City
2-8-71	OSU 51-50	Manhattan
2-27-71	K-State 69-58	Stillwater
1-22-72	K-State 66-64	Stillwater
2-21-72	K-State 74-52	Manhattan
1-27-73	K-State 74-64	Manhattan
2-26		



2-10-96	OSU 83-60	Stillwater
3-8-96	K-State 58-55 <sup>^</sup>	Kansas City
<b>First Year of Big 12 Play (Oklahoma State leads 23-17)</b>		
2-5-97	OSU 64-59	Stillwater
2-21-98	OSU 64-61	Manhattan
1-2-99	OSU 75-69 (OT)	Stillwater
1-26-00	OSU 71-56	Manhattan
2-24-01	OSU 52-47	Stillwater
2-2-02	K-State 70-61	Manhattan
2-5-03	OSU 63-55	Stillwater
1-17-04	OSU 57-56	Manhattan
2-2-05	OSU 77-57	Stillwater
2-4-06	OSU 63-61	Manhattan
2-27-07	OSU 84-70	Stillwater
2-9-08	K-State 82-61	Manhattan
3-3-09	OSU 77-71	Stillwater
1-23-10	OSU 73-69	Manhattan
3-11-10	K-State 83-64 <sup>^</sup>	Kansas City
1-8-11	OSU 76-62	Stillwater
1-21-12	K-State 66-58	Stillwater
3-3-12	K-State 77-58	Manhattan
1-5-13	K-State 73-67	Manhattan
3-9-13	OSU 76-70	Stillwater
3-15-13	K-State 68-57 <sup>^</sup>	Kansas City
1-4-14	K-State 74-71	Manhattan
3-3-14	OSU 77-61	Stillwater
1-3-15	OSU 61-47	Stillwater
1-24-15	K-State 63-53	Manhattan
1-23-16	K-State 89-73	Manhattan
2-13-16	OSU 58-55 (OT)	Stillwater
3-9-16	K-State 75-71 <sup>^</sup>	Kansas City
1-18-17	K-State 96-88	Stillwater
2-22-17	OSU 80-68	Manhattan
1-10-18	K-State 86-82	Manhattan
2-14-18	K-State 82-72	Stillwater
2-2-19	K-State 75-57	Stillwater
2-23-19	K-State 85-46	Manhattan
2-11-20	OSU 64-59	Manhattan
3-4-20	OSU 69-63	Stillwater
1-9-21	OSU 70-54	Manhattan
2-13-21	OSU 67-60	Stillwater
2-2-22	K-State 71-68	Manhattan
2-19-22	OSU 82-79 (OT)	Stillwater

2-1-17	TCU 86-80 (OT)	Manhattan
3-1-17	K-State 75-74	Fort Worth
1-20-18	K-State 73-68	Manhattan
2-27-18	TCU 66-59	Fort Worth
3-8-18	K-State 66-64 (OT) <sup>^</sup>	Kansas City
1-19-19	K-State 65-55	Manhattan
3-4-19	K-State 64-52	Fort Worth
3-14-19	K-State 70-61 <sup>^</sup>	Kansas City
1-7-20	TCU 59-57	Manhattan
2-15-20	TCU 68-57	Fort Worth
3-11-20	K-State 53-49 <sup>^</sup>	Kansas City
1-2-21	TCU 67-60	Manhattan
2-20-21	K-State 62-54	Fort Worth
3-10-21	K-State 71-50 <sup>^</sup>	Kansas City
1-12-22	TCU 60-57	Manhattan
2-5-22	K-State 75-63	Fort Worth

2-9-21	Texas 80-77	Manhattan
1-4-22	Texas 70-57	Manhattan
1-18-22	K-State 66-65	Austin

## TCU

all-time series

### K-State Leads 20-10

In Manhattan, Kan.	8-5
■ Bramlage Coliseum	6-5 (6-4 in Big 12 era)
In Fort Worth, Texas	8-3
■ Schollmaier Arena	8-3 (7-3 in Big 12 era)
Neutral Sites	4-2
■ In Kansas City	4-1
■ At Big 12 Championship	4-1
■ At T-Mobile Center	4-1
Big 12 Era	17-8 (13-7 regular season)
■ In Manhattan, Kan.	6-4
■ In Fort Worth, Texas	7-3
Jerome Tang vs. TCU	0-0
Home: 0-0 ■ Road: 0-0 ■ Big 12 Championship: 0-0	
Jaime Dixon vs. K-State	7-10
Home: 2-4 ■ Road: 4-2 ■ Big 12 Championship: 1-4	
Jerome Tang vs. Jaime Dixon	0-0
Home: 0-0 ■ Road: 0-0 ■ Big 12 Championship: 0-0	
Overtime	1-1
Longest Winning Streak	5 (2013-15)
Longest Losing Streak	2 (2015, 2020)
Current Streak	K-State, 1
Last 10	K-State leads 6-4

<b>Points</b>	<b>Margin</b>
Most	80
80-86 (OT), 2-1-2017	75-17, 12-11-1947
Fewest	55
55-69, 2-18-2015	55-69, 2-18-2015

12-11-47	K-State 75-17	Manhattan
3-15-68	TCU 77-72+	Wichita, Kan.
12-19-69	K-State 75-65	Fort Worth
12-1-70	K-State 79-70	Manhattan
3-10-99	TCU 72-71#	Manhattan
<b>First Year of Big 12 Play (K-State leads 17-8)</b>		
1-16-13	K-State 67-54	Fort Worth
3-5-13	K-State 79-68	Manhattan
1-7-14	K-State 65-47	Fort Worth
2-19-14	K-State 65-53	Manhattan
1-7-15	K-State 58-53	Manhattan
2-18-15	TCU 69-55	Fort Worth
3-11-15	TCU 67-65 <sup>^</sup>	Kansas City
2-16-16	K-State 63-49	Fort Worth
3-2-16	K-State 79-54	Manhattan

## TEXAS

all-time series

### K-State Leads 23-21

In Manhattan, Kan.	11-9
■ Bramlage Coliseum	9-9 (9-9 in Big 12 era)
In Austin, Texas	10-11
■ Moody Center	0-0 (0-0 in Big 12 era)
Neutral Sites	2-1
■ In Kansas City	1-0
■ At Big 12 Championship	1-1
■ At T-Mobile Center	1-0
Big 12 Era	18-21 (17-20 regular season)
■ In Manhattan, Kan.	9-9
■ In Austin, Texas	8-11
Jerome Tang vs. Texas	0-0
Home: 0-0 ■ Road: 0-0 ■ Big 12 Championship: 0-0	
Chris Beard vs. K-State	9-3
Home: 5-1 ■ Road: 4-2 ■ Big 12 Championship: 0-0	
Jerome Tang vs. Chris Beard	0-0
Home: 0-0 ■ Road: 0-0 ■ Big 12 Championship: 0-0	
Overtime	1-1
Longest Winning Streak	5 (1971-84)
Longest Losing Streak	5 (2020-22)
Current Streak	K-State, 1
Last 10	Texas leads 6-4

<b>Points</b>	<b>Margin</b>
Most	87
87-60, 12-8-1971	87-60, 12-8-1971
Fewest	41
41-63, 1-10-2001	63-104, 1-12-1997

12-8-71	K-State 87-60	Manhattan
3-16-72	K-State 66-55+	Ames, Iowa
12-6-73	K-State 71-63	Austin
1-8-83	K-State 51-43	Austin
1-4-84	K-State 64-54	Manhattan
<b>First Year of Big 12 Play (Texas leads 21-18)</b>		
1-12-97	Texas 104-63	Austin
2-11-98	K-State 81-77	Manhattan
1-16-99	Texas 65-59	Austin
3-4-00	Texas 99-70	Manhattan
1-10-01	Texas 63-41	Austin
1-30-02	K-State 71-70	Manhattan
3-4-03	Texas 74-60	Austin
3-6-04	K-State 58-48	Manhattan
2-12-05	Texas 75-72 (OT)	Austin
2-22-06	Texas 65-64	Manhattan
2-3-07	K-State 73-72	Austin
2-25-08	Texas 74-65	Manhattan
1-31-09	K-State 85-81 (OT)	Austin
3-12-09	Texas 61-58 <sup>^</sup>	Oklahoma City
1-18-10	K-State 71-62	Manhattan
2-28-11	K-State 75-70	Austin
1-18-12	K-State 84-80	Manhattan
2-11-12	Texas 75-64	Austin
1-30-13	K-State 83-57	Manhattan
2-23-13	K-State 81-69	Austin
3-14-13	K-State 66-49 <sup>^</sup>	Kansas City
1-21-14	Texas 67-64	Austin
2-8-14	K-State 74-57	Manhattan
2-7-15	Texas 61-57	Manhattan
3-7-15	Texas 62-49	Austin
1-5-16	Texas 60-57	Austin
2-22-16	Texas 71-70	Manhattan
12-30-16	K-State 65-62	Manhattan
2-18-17	K-State 64-61	Austin
2-7-18	K-State 67-64	Austin
2-21-18	K-State 58-48	Manhattan
1-2-19	Texas 67-47	Manhattan
2-12-19	K-State 71-64	Austin
1-11-20	Texas 64-50	Austin
2-22-20	Texas 70-59	Manhattan
1-16-21	Texas 82-67	Austin

## TEXAS TECH

all-time series

### K-State Leads 25-21

(25-23 with forfeits)	17-5
In Manhattan, Kan.	13-5 (13-5 in Big 12 era)
In Lubbock, Texas	7-15
■ United Supermarket Arena	4-13 (4-13 in Big 12 era)
Neutral Sites	1-1
■ In Kansas City	0-0
■ At Big 12 Championship	1-1
■ At T-Mobile Center	0-0
Big 12 Era	18-20 (17-19 regular season)
■ In Manhattan, Kan.	13-5
■ In Lubbock, Texas	4-14
Jerome Tang vs. Texas Tech	0-0
Home: 0-0 ■ Road: 0-0 ■ Big 12 Championship: 0-0	
Mark Adams vs. K-State	1-1
Home: 1-0 ■ Road: 0-1 ■ Big 12 Championship: 0-0	
Jerome Tang vs. Mark Adams	0-0
Home: 0-0 ■ Road: 0-0 ■ Big 12 Championship: 0-0	
Overtime	0-0
Longest Winning Streak	10 (2009-15)
Longest Losing Streak	5 (2004-07)
Current Streak	Texas Tech, 1
Last 10	Texas Tech leads 8-2

<b>Points</b>	<b>Margin</b>
Most	90
90-84, 12-3-1956	94-60, 1-15-2011
Fewest	47
47-64, 2-4-2015	49-74, 1-6-2002

12-6-55	K-State 89-70	Manhattan
12-3-56	K-State 90-84	Lubbock
12-16-65	K-State 74-68	Manhattan
12-16-66	K-State 66-58	Lubbock
12-7-74	K-State 88-65	Manhattan
11-29-75	Texas Tech 66-58	Lubbock
12-7-85	K-State 80-57	Manhattan
12-4-86	K-State 73-72	Lubbock

### First Year of Big 12 Play (Texas Tech leads 19-17)

1-18-97	■ Texas Tech 73-64	Manhattan
3-6-97	■ Texas Tech 73-57 <sup>^</sup>	Kansas City
1-21-98	Texas Tech 79-76	Lubbock
1-9-99	K-State 82-63	Manhattan
2-26-00	Texas Tech 75-64	Lubbock
2-18-01	K-State 73-54	Manhattan
1-6-02	Texas Tech 74-49	Lubbock
1-11-03	K-State 68-44	Manhattan
2-14-04	Texas Tech 82-71	Lubbock
1-12-05	Texas Tech 79-76	Manhattan
2-15-06	Texas Tech 70-56	Lubbock
3-9-06	Texas Tech 73-65	Dallas
1-8-07	Texas Tech 62-52	Manhattan
3-9-07	K-State 66-45 <sup>^</sup>	Oklahoma City
2-13-08	Texas Tech 84-75	Lubbock
2-11-09	K-State 85-73	Manhattan
2-23-10	K-State 83-64	Lubbock
1-15-11	K-State 94-60	Manhattan
1-25-12	K-State 69-47	Lubbock
2-7-12	K-State 65-46	Manhattan
2-5-13	K-State 68-59	Lubbock
2-25-13	K-State 75-55	Manhattan
1-28-14	K-State 66-58	Manhattan
2-25-14	K-State 60-56	Lubbock
1-14-15	K-State 58-51	Manhattan
2-4-15	Texas Tech 64-47	Lubbock
1-12-16	K-State 83-70	Manhattan
3-5-16	Texas Tech 80-71	Lubbock
1-10-17	Texas Tech 66-65	Lubbock
3-4-17	K-State 61-48	Manhattan
1-6-18	Texas Tech 74-58	Lubbock
2-10-18	Texas Tech 66-47	Manhattan
1-5-19	Texas Tech 63-57	Lubbock
1-22-19	K-State 58-45	Manhattan
1-14-20	Texas Tech 77-63	Manhattan
2-19-20	Texas Tech 69-62	Lubbock
1-5-21	Texas Tech 82-71	Lubbock
2-6-21	Texas Tech 73-62	Manhattan
1-15-22	K-State 62-51	Manhattan
2-28-22	Texas Tech 73-68	Lubbock

## WEST VIRGINIA

all-time series

### West Virginia Leads 15-9

In Manhattan, Kan.	6-4
■ Bramlage Coliseum	6-4 (6-4 in Big 12 era)
In Morgantown, W.Va.	3-8
■ WVU Coliseum	2-8 (2-8 in Big 12 era)
Neutral Sites	0-3
■ In Kansas City	0-2
■ At Big 12 Championship	0-2
■ At T-Mobile Center	0-2
Big 12 Era	8-14 (8-12 regular season)
■ In Manhattan, Kan.	6-4
■ In Morgantown, W.Va.	2-8
Jerome Tang vs. West Virginia	0-0
Home: 0-0 ■ Road: 0-0 ■ Big 12 Championship: 0-0	
Bob Huggins vs. K-State	15-8
Home: 8-2 ■ Road: 4-6 ■ Big 12 Championship: 2-0	
Jerome Tang vs. Bob Huggins	0-0
Home: 0-0 ■ Road: 0-0 ■ Big 12 Championship: 0-0	
Overtime	0-1
Longest Winning Streak	3 (2013-14)
Longest Losing Streak	5 (2014-16)
Current Streak	West Virginia, 1
Last 10	West Virginia leads 6-4

<b>Points</b>	<b>Margin</b>
Most	84
84-68, 1-18-2020	78-56, 1-18-2014
Fewest	43
43-65, 2-27-2021	51-89, 2-3-2018

12-12-49	K-State 49-44	Morgantown
12-8-11	WVU 85-80 (2 OTs)	Wichita, Kan.

### First Year of Big 12 Play (WVU leads 14-8)

1-12-13	K-State 65-64	Morgantown
2-18-13	K-State 71-61	Manhattan
1-18-14	K-State 78-56	Manhattan
2-1-14	WVU 81-71	Morgantown
1-27-15	WVU 65-59	Manhattan
2-11-15	WVU 76-72	Morgantown
1-2-16	WVU 87-83 (2 OTs)	Manhattan
1-26-16	WVU 70-55	Morgantown
1-21-17	K-State 79-75	Manhattan
2-11-17	WVU 85-66	Morgantown
3-10-17	WVU 51-50 <sup>^</sup>	Kansas City
1-1-18	WVU 77-69	Manhattan
2-3-18	WVU 89-51	Morgantown
1-9-19	K-State 71-69	Manhattan
2-18-19	K-State 65-51	Morgantown
1-18-20	K-State 84-68	Manhattan
2-1-20	WVU 66-57	Morgantown
1-23-21	WVU 69-47	Manhattan
2-27-21	WVU 65-43	Morgantown
1-8-22	WVU 71-68	Morgantown
2-14-22	K-State 78-73	Manhattan
3-9-22	WVU 73-67 <sup>^</sup>	Kansas City

■ Later forfeited | + NCAA Tournament | # NT

% Big 6/7/8 Holiday Tournament | ^ Big 8/12 Championship

\*\*Used experimental rules (according to AP reports)



Abilene Christian

K-State leads 2-0  
 Home: 2-0, Away: 0-0, Neutral: 0-0  
 1-9-86 K-State 91-69 Manhattan  
 12-11-86 K-State 90-67 Manhattan

Air Force

K-State leads 1-0  
 Home: 1-0, Away: 0-0, Neutral: 0-0  
 1-7-63 K-State 58-42 Manhattan

Akron

K-State leads 3-0  
 Home: 2-0, Away: 1-0, Neutral: 0-0  
 12-19-88 K-State 70-68 Akron  
 1-24-90 K-State 84-60 Manhattan  
 11-24-90 K-State 61-54 Manhattan

Alabama

Series Tied 2-2  
 Home: 1-0, Away: 0-2, Neutral: 1-0  
 11-16-94 Alabama 79-48 Tuscaloosa  
 12-19-09 K-State 87-74 Mobile, Ala.  
 12-17-11 K-State 71-58 Kansas City  
 1-25-20 Alabama 77-74 Tuscaloosa

Alabama-Huntsville (D-11)

K-State leads 1-0  
 Home: 1-0, Away: 0-0, Neutral: 0-0  
 11-13-12 K-State 87-26 Manhattan

Alabama State

K-State leads 2-0  
 Home: 2-0, Away: 0-0, Neutral: 0-0  
 12-14-91 K-State 99-81 Manhattan  
 12-11-19 K-State 86-41 Manhattan

UAlbany

K-State leads 1-0  
 Home: 1-0, Away: 0-0, Neutral: 0-0  
 12-1-21 K-State 71-43 Manhattan

Alcorn State

K-State leads 1-0  
 Home: 1-0, Away: 0-0, Neutral: 0-0  
 12-6-10 K-State 89-55 Manhattan

American

K-State leads 1-0  
 Home: 1-0, Away: 0-0, Neutral: 0-0  
 11-10-17 K-State 83-45 Manhattan

Arizona

K-State leads 8-6  
 Home: 5-0, Away: 2-5, Neutral: 1-1  
 3-21-51 K-State 61-59+ Kansas City  
 12-8-51 K-State 76-57 Tucson  
 1-5-52 K-State 78-52 Manhattan  
 12-6-54 Arizona 86-81 Tucson  
 12-18-61 K-State 59-43 Manhattan  
 12-23-72 K-State 85-69 Manhattan  
 12-19-73 Arizona 74-72 Tucson  
 12-14-74 Arizona 67-65 Tucson  
 12-8-75 K-State 71-61 Manhattan  
 12-6-80 K-State 55-53 Tucson  
 12-9-81 K-State 63-55 Manhattan  
 12-30-97 K-State 125-87 Tucson  
 11-16-99 Arizona 88-69 Tucson  
 11-25-14 Arizona 72-68 Maui, Hawai'i

Arizona State

Arizona State leads 5-4  
 Home: 2-1, Away: 1-2, Neutral: 1-2  
 12-15-62 ASU 77-72 Lawrence, Kan.  
 12-8-73 ASU 71-66 Manhattan  
 12-13-74 ASU 80-69 Tempe  
 12-14-77 K-State 101-74 Tempe  
 12-12-79 K-State 63-50 Manhattan  
 12-8-80 ASU 84-61 Tempe  
 12-20-82 K-State 49-46 Manhattan  
 11-24-98 K-State 84-80 (OT) Maui, Hawai'i  
 11-23-17 ASU 92-90 Las Vegas

Arkansas

K-State leads 8-4  
 Home: 2-1, Away: 1-2, Neutral: 5-1  
 12-14-46 K-State 56-41 Kansas City  
 1-26-57 K-State 70-56 Manhattan  
 12-16-57 K-State 63-48 Fayetteville  
 1-15-75 K-State 73-71 (OT) Manhattan  
 12-20-76 Arkansas 80-65 Fayetteville  
 12-30-79 K-State 66-57 Pine Bluff, Ark.  
 3-6-80 K-State 71-53+ Lincoln, Neb.  
 12-27-80 K-State 47-46 (OT) Kansas City  
 3-14-82 K-State 65-64+ Dallas  
 12-1-90 Arkansas 112-88 Fayetteville  
 12-10-91 K-State 70-59 Manhattan  
 11-22-21 Arkansas 72-64 Kansas City

Arkansas-Pine Bluff

K-State leads 5-0  
 Home: 5-0, Away: 0-0, Neutral: 0-0  
 12-23-96 K-State 69-63 Manhattan  
 12-4-02 K-State 76-39 Manhattan  
 11-29-04 K-State 76-42 Manhattan  
 12-21-09 K-State 90-76 Manhattan  
 11-19-19 K-State 62-51 Manhattan

Arkansas State

K-State leads 1-0  
 Home: 1-0, Away: 0-0, Neutral: 0-0  
 11-29-76 K-State 83-61 Manhattan

Army West Point

Army leads 1-0  
 Home: 0-0, Away: 0-0, Neutral: 0-1  
 12-16-77 Army 57-55 El Paso

Auburn

K-State leads 1-0  
 Home: 0-0, Away: 0-0, Neutral: 1-0  
 12-30-94 K-State 78-75 Tallahassee, Fla.

Auburn-Montgomery (D-11)

K-State leads 1-0  
 Home: 1-0, Away: 0-0, Neutral: 0-0  
 12-3-81 K-State 83-46 Manhattan

Austin Peay

K-State leads 1-0  
 Home: 0-0, Away: 0-0, Neutral: 1-0  
 12-28-89 K-State 74-42 El Paso

Baker (NAIA)

Baker leads 6-2  
 Home: 2-3, Away: 0-3, Neutral: 0-0  
 3-5-03 Baker 34-24 Manhattan  
 1-24-07 Baker 70-24 Baldwin City  
 3-9-07 Baker 54-24 Manhattan  
 1-13-10 K-State 61-30 Manhattan  
 1-28-10 Baker 30-27 Baldwin City  
 1-29-12 Baker 32-19 Baldwin City  
 2-14-12 Baker 33-30 Manhattan  
 12-6-39 K-State 35-33 Manhattan

Belmont

K-State leads 1-0  
 Home: 1-0, Away: 0-0, Neutral: 0-0  
 12-29-05 K-State 66-62 Manhattan

Bethany College (NAIA)

K-State leads 7-3  
 Home: 7-1, Away: 0-2, Neutral: 0-0  
 NA Bethany 24-10 Lindsborg  
 1-31-07 K-State 46-28 Manhattan  
 1-30-08 K-State 34-32 Manhattan  
 2-7-08 Bethany 36-27 Lindsborg  
 1-25-10 K-State 50-39 Manhattan  
 1-30-11 K-State 40-20 Manhattan  
 2-18-13 K-State 42-16 Manhattan  
 1-11-14 K-State 25-24 Manhattan  
 1-19-17 K-State 75-11 Manhattan  
 1-29-21 K-State 47-11 Manhattan

Bethune-Cookman

K-State leads 3-0  
 Home: 3-0, Away: 0-0, Neutral: 0-0  
 12-14-96 K-State 62-54 Manhattan  
 12-22-03 K-State 66-52 Manhattan  
 12-17-05 K-State 74-61 Manhattan

Birmingham-Southern (D-11)

K-State leads 1-0  
 Home: 1-0, Away: 0-0, Neutral: 0-0  
 11-21-03 K-State 70-50 Manhattan

Boston College

K-State leads 2-1  
 Home: 0-0, Away: 0-0, Neutral: 2-1  
 3-20-75 K-State 74-65+ Providence, R.I.  
 3-19-82 BC 69-65+ St. Louis  
 11-25-16 K-State 72-54 Brooklyn, N.Y.

Boston University

K-State leads 1-0  
 Home: 0-0, Away: 0-0, Neutral: 1-0  
 11-19-09 K-State 80-70 San Juan, P.R.

Bradley

Series Tied 3-3  
 Home: 2-0, Away: 1-1, Neutral: 0-2  
 3-1-47 Bradley 48-41 Peoria  
 3-15-74 Bradley 68-64 St. Louis  
 11-25-95 K-State 75-72 (OT) Manhattan  
 12-7-96 K-State 73-61 Peoria  
 12-9-14 K-State 50-47 Manhattan  
 11-27-19 Bradley 73-60 Fort Myers, Fla.

Butler

Butler leads 1-0  
 Home: 0-0, Away: 0-0, Neutral: 0-1  
 3-27-10 Butler 63-56+ Salt Lake City

BYU

K-State leads 4-3  
 Home: 0-0, Away: 2-1, Neutral: 3-1  
 3-23-51 K-State 64-54+ Kansas City  
 12-15-58 BYU 77-68 Provo  
 12-18-59 K-State 86-55 Lawrence, Kan.  
 12-3-71 BYU 78-72 Provo  
 12-15-73 K-State 95-85 Provo  
 11-23-02 BYU 73-64 St. Thomas, V.I.  
 3-20-10 K-State 84-72+ Oklahoma City

California

K-State leads 6-1  
 Home: 1-0, Away: 2-1, Neutral: 3-0  
 12-11-51 K-State 64-50 Berkeley  
 12-28-54 K-State 88-75 Kansas City  
 12-20-57 K-State 58-44 Lawrence, Kan.  
 12-12-58 K-State 68-65 Berkeley  
 12-29-95 K-State 65-58 Oakland, Calif.  
 11-29-06 California 78-48 Berkeley  
 12-9-07 K-State 82-75 Manhattan

UC Davis

K-State leads 1-0  
 Home: 1-0, Away: 0-0, Neutral: 0-0  
 12-1-82 K-State 84-54 Manhattan

UC Irvine

Series Tied 1-1  
 Home: 1-0, Away: 0-0, Neutral: 0-1  
 11-17-17 K-State 71-49 Manhattan  
 3-22-19 UCI 70-64+ San Jose, Calif.

UC Santa Barbara

Series Tied 1-1  
 Home: 0-1, Away: 1-0, Neutral: 0-0  
 12-22-90 UCSB 81-78 Manhattan  
 12-30-92 K-State 60-59 Santa Barbara

Cal Poly Pomona (D-11)

K-State leads 2-0  
 Home: 2-0, Away: 0-0, Neutral: 0-0  
 12-2-76 K-State 87-68 Manhattan  
 12-9-78 K-State 87-71 Maui, Hawai'i

Cal State Bakersfield

K-State leads 1-0  
 Home: 1-0, Away: 0-0, Neutral: 0-0  
 12-17-79 K-State 106-53 Manhattan

Cal State Fullerton

K-State leads 3-0  
 Home: 3-0, Away: 0-0, Neutral: 0-0  
 12-2-47 K-State 103-54 Manhattan  
 11-16-98 K-State 72-51 Manhattan  
 11-30-05 K-State 84-59 Manhattan

Cal State Northridge

K-State leads 2-0  
 Home: 2-0, Away: 0-0, Neutral: 0-0  
 12-23-83 K-State 64-50 Manhattan  
 11-30-87 K-State 91-46 Manhattan

Campbell

Campbell leads 1-0  
 Home: 1-0, Away: 0-0, Neutral: 0-0  
 12-8-05 Campbell 18-11 Manhattan

Canisius

Series Tied 1-1  
 Home: 0-0, Away: 1-1, Neutral: 0-0  
 12-30-47 K-State 47-45 Buffalo  
 12-10-49 Canisius 54-51 Buffalo

Carleton College (D-11)

Carleton leads 1-0  
 Home: 0-0, Away: 0-1, Neutral: 0-0  
 12-17-36 Carleton 41-27 Northfield

Centenary (D-11)

K-State leads 2-0  
 Home: 2-0, Away: 0-0, Neutral: 0-0  
 12-7-83 K-State 65-58 Manhattan  
 12-20-08 K-State 73-51 Manhattan

Central Arkansas

K-State leads 1-0  
 Home: 1-0, Away: 0-0, Neutral: 0-0  
 1-26-93 K-State 81-56 Manhattan

Central Connecticut State

K-State leads 1-0  
 Home: 1-0, Away: 0-0, Neutral: 0-0  
 1-26-93 K-State 81-56 Manhattan

Central Missouri (D-11)

K-State leads 4-2  
 Home: 4-0, Away: 0-2, Neutral: 0-0  
 1-23-13 CMU 22-23 Warrensburg  
 3-2-16 K-State 39-33 Manhattan  
 1-5-34 CMU 21-36 Warrensburg  
 12-15-75 K-State 77-57 Manhattan  
 12-18-76 K-State 85-55 Manhattan  
 1-3-05 K-State 80-58 Manhattan

Chaminade (D-11)

K-State leads 1-0  
 Home: 0-0, Away: 0-0, Neutral: 1-0  
 11-22-85 K-State 68-56 Maui, Hawai'i

Charleston Southern

K-State leads 1-0  
 Home: 1-0, Away: 0-0, Neutral: 0-0  
 11-11-12 K-State 72-67 Manhattan

Charlotte

Charlotte leads 1-0  
 Home: 0-0, Away: 0-0, Neutral: 0-1  
 11-21-13 Charlotte 68-61 San Juan, P.R.

Chicago State

K-State leads 2-0  
 Home: 2-0, Away: 0-0, Neutral: 0-0  
 1-22-07 K-State 73-36 Manhattan  
 1-5-09 K-State 99-68 Manhattan

Cincinnati

Cincinnati leads 7-1  
 Home: 0-2, Away: 0-2, Neutral: 1-3  
 3-14-58 K-State 83-80 (2 OTs)+ Lawrence, Kan.  
 3-14-59 Cincinnati 85-75+ Lawrence, Kan.  
 3-18-61 Cincinnati 69-64+ Lawrence, Kan.  
 12-14-62 Cincinnati 75-61 Manhattan  
 12-23-63 Cincinnati 72-70 Cincinnati  
 1-28-83 Cincinnati 58-56 (OT) Manhattan  
 12-2-88 Cincinnati 86-70 Cincinnati  
 3-17-17 Cincinnati 75-61+ Sacramento, Calif.

Clemson

Series Tied 1-1  
 Home: 0-0, Away: 0-0, Neutral: 1-1  
 12-28-82 K-State 60-54 El Paso  
 11-25-98 Clemson 79-45 Maui, Hawai'i

Cleveland State

K-State leads 3-0  
 Home: 2-0, Away: 1-0, Neutral: 0-0  
 12-5-06 K-State 93-60 Manhattan  
 11-22-08 K-State 69-59 Cleveland  
 12-29-10 K-State 85-56 Manhattan

Coastal Carolina

K-State leads 1-0  
 Home: 1-0, Away: 0-0, Neutral: 0-0  
 12-6-97 K-State 101-72 Manhattan

Colorado

K-State leads 96-48  
 Home: 54-11, Away: 32-33, Neutral: 10-4  
 12-18-33 K-State 24-22 Manhattan  
 1-12-48 K-State 65-51 Manhattan  
 2-2-48 K-State 50-44 Boulder  
 1-15-49 K-State 48-43 Manhattan  
 1-29-49 Colorado 48-41 Boulder  
 12-30-49 K-State 59-46+ Kansas City  
 1-28-50 K-State 75-45 Boulder  
 2-27-50 K-State 63-42 Manhattan  
 1-27-51 K-State 63-42 Manhattan  
 2-3-51 K-State 60-45 Boulder  
 2-2-52 K-State 92-40 Manhattan  
 2-23-52 K-State 67-57 Boulder  
 2-21-53 K-State 81-56 Boulder  
 2-28-53 K-State 88-69 Manhattan  
 1-9-54 K-State 66-60 Manhattan  
 3-6-54 Colorado 79-76 Boulder  
 2-19-55 Colorado 61-53 Boulder  
 2-26-55 Colorado 63-60 Manhattan  
 2-4-56 K-State 82-51 Manhattan  
 2-15-56 Colorado 71-53 Boulder  
 1-19-57 K-State 61-49 Boulder  
 2-2-57 K-State 73-60 Manhattan  
 2-1-58 K-State 83-54 Manhattan  
 2-15-58 K-State 68-62 Boulder  
 12-30-58 K-State 67-66+ Kansas City  
 1-10-59 K-State 89-58 Manhattan  
 2-7-59 K-State 70-57 Boulder  
 1-4-60 Colorado 69-57 Manhattan  
 2-6-60 K-State 65-50 Boulder  
 2-13-61 K-State 81-80 Boulder  
 3-11-61 K-State 82-65 Manhattan  
 1-6-62 K-State 75-61 Boulder  
 3-3-62 K-State 60-48 Manhattan  
 1-14-63 Colorado 70-53 Boulder  
 3-8-63 Colorado 69-56 Manhattan  
 1-6-64 Colorado 69-59 Manhattan  
 2-8-64 K-State 60-39 (OT) Boulder  
 1-9-65 Colorado 80-77 Boulder  
 2-27-65 K-State 65-50 Manhattan  
 12-29-65 K-State 87-67% Kansas City

2-12-66 K-State 65-55 Boulder  
 2-19-66 K-State 68-52 Manhattan  
 1-7-67 Colorado 71-68 Boulder  
 2-18-67 K-State 55-53 Manhattan  
 12-29-67 K-State 74-69% Kansas City  
 1-15-68 K-State 57-56 (OT) Boulder  
 3-2-68 K-State 67-56 Manhattan  
 12-30-68 Colorado 78-75% Kansas City  
 1-13-69 Colorado 73-69 Boulder  
 2-15-69 K-State 70-68 Manhattan  
 2-7-70 Colorado 72-59 Boulder  
 2-26-70 K-State 79-69 Boulder  
 12-28-70 Colorado 59-56% Kansas City  
 1-30-71 Colorado 86-72 Boulder  
 2-20-71 K-State 84-72 Manhattan  
 2-12-72 K-State 89-71 Boulder  
 3-4-72 K-State 73-55 Manhattan  
 2-10-73 K-State 81-62 Boulder  
 3-10-73 K-State 76-66 Manhattan  
 12-29-73 K-State 84-82% Kansas City  
 2-2-74 K-State 57-56 Boulder  
 2-16-74 K-State 76-74 Boulder  
 2-12-75 K-State 87-87 Boulder  
 12-30-75 K-State 60-55% Kansas City  
 1-21-76 K-State 70-63 Manhattan  
 1-21-76 K-State 57-47 Boulder  
 12-30-76 K-State 62-55% Kansas City  
 1-15-77 Colorado 78-75 Boulder  
 2-5-77 K-State 73-61 Manhattan  
 12-27-77 K-State 82-72% Kansas City  
 1-14-78 K-State 68-52 Manhattan  
 2-4-78 K-State 86-80 Boulder  
 1-10-79 K-State 58-56 Manhattan  
 2-10-79 K-State 59-57 Boulder  
 1-16-80 K-State 71-65 Boulder  
 2-6-80 K-State 62-61 (OT) Manhattan  
 1-17-81 K-State 62-62 (OT) Boulder  
 2-7-81 K-State 83-62 Manhattan  
 3-6-81 K-State 64-6+ Kansas City  
 1-16-82 K-State 78-68 Boulder  
 2-6-82 K-State 65-58 Manhattan  
 1-11-83 K-State 62-56 Manhattan  
 1-28-83 Colorado 66-65 Boulder  
 1-29-83 Colorado 74-66 Boulder  
 2-15-84 K-State 74-64 Manhattan  
 1-19-85 Colorado 74-63 Boulder  
 2-23-85 K-State 76-47 Manhattan  
 1-18-86 K-State 77-49 (OT) Boulder  
 2-8-86 K-State 79-53 Manhattan  
 1-21-87 K-State 92-61 Boulder  
 2-11-87 K-State 74-56 Manhattan  
 1-27-88 K-State 68-60 Boulder  
 2-16-88 K-State 83-65 Manhattan  
 1-18-89 K-State 98-84 Manhattan  
 2-15-89 K-State 87-79 Boulder  
 1-13-90 Colorado 79-62 Boulder  
 2-10-90 K-State 93-65 Manhattan  
 2-2-91 K-State 73-72 Manhattan  
 2-13-91 K-State 85-71 Boulder  
 2-1-92 K-State 62-56 Manhattan  
 2-26-92 K-State 74-66 Boulder  
 1-16-93 K-State 83-78 (OT) Manhattan  
 2-16-93 K-State 80-77 Boulder  
 1-22-94 K-State 71-65 Manhattan  
 2-5-94 Colorado 67-61 Boulder  
 2-11-95 K-State 84-68 Boulder  
 3-4-95 Colorado 70-51 Manhattan  
 1-13-96 K-State 70-57 Boulder  
 2-7-96 Colorado 64-63 (OT) Manhattan  
 1-29-97 Colorado 69-60 Manhattan  
 2-19-97 Colorado 67-57 Boulder  
 1-25-98 K-State 78-60 Manhattan  
 1-31-98 Colorado 77-66 Boulder  
 3-5-98 K-State 75-61+ Kansas City  
 1-20-99 K-State 76-52 Manhattan  
 1-27-99 Colorado 69-60 Boulder  
 1-22-00 Colorado 78-70 Boulder  
 2-5-00 Colorado 67-63 Manhattan  
 2-10-01 Colorado 70-63 Manhattan  
 3-3-01 K-State 72-47 Boulder  
 1-22-02 Colorado 85-71 Boulder  
 2-20-02 K-State 66-64 Manhattan  
 1-15-03 Colorado 69-63 Boulder  
 2-11-03 K-State 62-54 Manhattan  
 3-13-03 Colorado 77-76+ Dallas  
 2-7-04 Colorado 82-81 Manhattan  
 2-21-04 Colorado 72-62 Manhattan  
 2-5-05 Colorado 76-60 Manhattan  
 2-26-05 K-State 84-82 Boulder  
 2-18-06 Colorado 79-75 Boulder  
 2-18-06 K-State 72-60 Manhattan  
 2-10-07 K-State 78-59 Manhattan  
 2-24-07 K-State 87-71 Boulder  
 1-23-08 K-State 72-56 Boulder  
 3-4-08 K-State 78-72 Manhattan  
 1-24-09 K-State 77-75 (OT) Boulder  
 3-7-09 K-State 76-64 Boulder  
 1-16-10 K-State 87-81 Boulder  
 1-13-10 K-State 68-51 Manhattan  
 1-12-11 Colorado 74-66 Manhattan  
 3-12-11 Colorado 87-75+ Boulder  
 3-10-11 Colorado 87-75+ Kansas City  
 11-27-20 Colorado 76-58 Manhattan



## Colorado College [D-III]

**K-State leads 8-0**  
**Home: 2-0, Away: 6-0, Neutral: 0-0**

1-3-30	K-State 34-3	Colorado Springs
1-4-30	K-State 35-28	Colorado Springs
1-2-31	K-State 39-34	Colorado Springs
1-3-31	K-State 37-32	Colorado Springs
1-12-36	K-State 51-48 (OT)	Colorado Springs
1-13-36	K-State 51-36	Colorado Springs
12-16-37	K-State 38-31	Manhattan
12-17-37	K-State 39-37	Manhattan

## Colorado State

**K-State leads 9-5**  
**Home: 7-0, Away: 1-5, Neutral: 1-0**

12-30-37	CSU 50-40	Fort Collins
12-16-38	K-State 44-32	Manhattan
12-17-38	K-State 31-20	Manhattan
12-15-39	K-State 42-36	Manhattan
12-16-39	CSU 52-44	Fort Collins
12-10-41	K-State 30-25	Manhattan
12-11-41	K-State 37-35	Manhattan
12-20-45	CSU 52-43	Fort Collins
12-21-45	CSU 60-37	Fort Collins
12-21-60	K-State 63-56	Manhattan
12-7-05	K-State 71-67	Manhattan
12-2-06	CSU 84-83	Fort Collins
12-19-15	K-State 61-56	Wichita
12-17-16	K-State 89-70	Denver

## Colorado State-Pueblo [D-II]

**K-State leads 4-0**  
**Home: 4-0, Away: 0-0, Neutral: 0-0**

11-27-82	K-State 72-57	Manhattan
1-14-84	K-State 59-44	Manhattan
12-1-84	K-State 72-59	Manhattan
11-30-85	K-State 95-57	Manhattan

## Columbia

**K-State leads 1-0**  
**Home: 1-0, Away: 0-0, Neutral: 0-0**

11-16-15	K-State 81-71	Manhattan
----------	---------------	-----------

## Coppin State

**K-State leads 7-0**  
**Home: 7-0, Away: 0-0, Neutral: 0-0**

12-1-92	K-State 85-61	Manhattan
12-4-93	K-State 73-54	Manhattan
12-10-94	K-State 66-56	Manhattan
12-12-96	K-State 84-80 (OT)	Manhattan
12-21-98	K-State 62-36	Manhattan
11-25-06	K-State 68-57	Manhattan
12-9-16	K-State 83-58	Manhattan

## Creighton

**Series Tied 8-8**  
**Home: 5-0, Away: 2-7, Neutral: 1-1**

2-17-26	Creighton 27-23	Omaha
1-8-27	Creighton 39-33	Omaha
1-12-29	Creighton 50-25	Omaha
12-20-33	Creighton 55-21	Omaha
1-18-38	Creighton 44-39	Omaha
1-9-40	K-State 50-44	Manhattan
12-2-64	K-State 96-82	Manhattan
12-1-65	Creighton 83-75	Omaha
2-12-68	K-State 85-75	Manhattan
12-14-68	Creighton 63-62	Lawrence, Kan.
12-5-69	K-State 64-56	Omaha
12-13-71	K-State 90-68	Manhattan
1-13-76	Creighton 79-76 (OT)	Omaha
12-9-86	K-State 81-64	Manhattan
12-5-87	K-State 88-78	Omaha
3-16-18	K-State 69-59+	Charlotte

## Culver-Stockton [NAIA]

**K-State leads 1-0**  
**Home: 1-0, Away: 0-0, Neutral: 0-0**

12-4-47	K-State 55-34	Manhattan
---------	---------------	-----------

## Dakota Wesleyan [NAIA]

**Dakota Wesleyan leads 1-0**  
**Home: 0-1, Away: 0-0, Neutral: 0-0**

2-15-34	Dakota Wesleyan 34-33	Manhattan
---------	-----------------------	-----------

## Davidson

**K-State leads 1-0**  
**Home: 0-0, Away: 0-0, Neutral: 1-0**

12-28-97	K-State 70-63	Tucson, Ariz.
----------	---------------	---------------

## Davis & Elkins [D-III]

**K-State leads 2-0**  
**Home: 2-0, Away: 0-0, Neutral: 0-0**

12-15-32	K-State 35-34	Manhattan
12-16-32	K-State 30-19	Manhattan

## Dayton

**K-State leads 1-0**  
**Home: 0-0, Away: 0-0, Neutral: 1-0**

11-22-09	K-State 83-75	San Juan, P.R.
----------	---------------	----------------

## Delaware

**K-State leads 1-0**  
**Home: 0-0, Away: 0-0, Neutral: 1-0**

11-21-12	K-State 66-63	New York City
----------	---------------	---------------

## Delaware State

**K-State leads 1-0**  
**Home: 1-0, Away: 0-0, Neutral: 0-0**

12-7-91	K-State 115-54	Manhattan
---------	----------------	-----------

## Denver

**K-State leads 5-0**  
**Home: 5-0, Away: 0-0, Neutral: 0-0**

12-15-51	K-State 65-55	Manhattan
12-5-53	K-State 70-41	Manhattan
12-18-63	K-State 72-65	Manhattan
11-24-04	K-State 60-56	Manhattan
11-12-18	K-State 64-56	Manhattan

## DePaul

**Series Tied 3-3**  
**Home: 0-2, Away: 0-1, Neutral: 3-0**

2-22-39	DePaul 34-30	Manhattan
1-8-40	DePaul 56-30	Chicago
3-13-59	K-State 102-70+	Lawrence, Kan.
12-19-70	K-State 78-68	Lexington, Ky.
3-19-88	K-State 66-58+	South Bend, Ind.
3-19-07	DePaul 70-65+	Manhattan

## Doane College [NAIA]

**K-State leads 6-0**  
**Home: 6-0, Away: 0-0, Neutral: 0-0**

12-2-37	K-State 36-32	Manhattan
12-10-38	K-State 56-36	Manhattan
12-9-39	K-State 46-28	Manhattan
12-14-40	K-State 54-27	Manhattan
12-4-41	K-State 57-43	Manhattan
12-4-42	K-State 50-32	Manhattan

## Drake

**K-State leads 20-7**  
**Home: 10-3, Away: 10-4, Neutral: 0-0**

1-26-18	K-State 37-13	Manhattan
2-21-18	K-State 19-16	Des Moines
2-22-18	K-State 31-15	Des Moines
2-12-19	K-State 43-24	Des Moines
2-13-19	K-State 37-19	Des Moines
1-25-21	K-State 27-20	Des Moines
2-29-22	Drake 32-23	Manhattan
3-1-22	Drake 38-26	Des Moines
1-16-23	Drake 38-12	Manhattan
3-3-23	Drake 31-12	Des Moines
2-9-24	K-State 30-25	Des Moines
3-4-24	K-State 22-21	Manhattan
1-19-25	K-State 38-17	Manhattan
2-2-25	K-State 28-24	Des Moines
1-21-27	K-State 45-17	Manhattan
2-26-27	K-State 39-10	Des Moines
1-28-28	K-State 34-22	Manhattan
2-11-28	K-State 46-30	Des Moines
2-4-46	K-State 41-39	Manhattan
2-19-46	Drake 52-23	Des Moines
12-4-46	K-State 46-43 (OT)	Des Moines
12-19-46	K-State 74-37	Manhattan
1-24-48	K-State 56-45	Manhattan
12-4-52	K-State 79-73 (OT)	Manhattan
12-12-53	Drake 70-64	Des Moines
12-18-56	K-State 90-41	Manhattan
11-25-20	Drake 80-70	Manhattan

## Duke

**Duke leads 1-0**  
**Home: 0-0, Away: 0-0, Neutral: 0-1**

11-23-10	Duke 82-68	Kansas City
----------	------------	-------------

## Eastern Illinois

**K-State leads 2-0**  
**Home: 2-0, Away: 0-0, Neutral: 0-0**

1-10-81	K-State 74-62	Manhattan
12-30-04	K-State 81-63	Manhattan

## Eastern Kentucky

**K-State leads 2-1**  
**Home: 1-0, Away: 0-0, Neutral: 1-1**

12-29-45	EKU 54-47	Kansas City
12-1-72	K-State 87-59	Manhattan
11-16-18	K-State 95-68	St. Thomas, U.S.V.I.

## Eastern Washington

**K-State leads 3-0**  
**Home: 3-0, Away: 0-0, Neutral: 0-0**

1-12-84	K-State 64-57	Manhattan
1-9-85	K-State 81-43	Manhattan
12-16-00	K-State 70-56	Manhattan

## Emporia State [D-III]

**K-State leads 12-8**  
**Home: 10-4, Away: 2-4, Neutral: 0-0**

3-2-06	K-State 48-13	Manhattan
3-15-06	ESU 23-20	Emporia
2-21-08	ESU 39-35	Emporia
1-24-12	ESU 24-16	Manhattan
1-14-13	K-State 44-19	Manhattan
2-20-13	K-State 40-22	Manhattan
2-3-14	K-State 40-15	Manhattan
1-27-16	K-State 26-19	Manhattan
2-19-17	K-State 33-29	Manhattan
2-22-19	K-State 31-18	Manhattan
1-25-22	ESU 22-14	Manhattan

## Most Common Opponents

Opponent	Total Games	Series Record	First Meeting	Last Meeting	Played Every Year Since	Consecutive Years Played
Kansas	297	94-203	Jan. 25, 1907	Feb. 22, 2022	Jan. 27, 1912	110
Missouri	237	121-116	Feb. 7, 1907	Nov. 19, 2018	—	—
Iowa State	235	144-91	Jan. 12, 1909	Feb. 26, 2022	Jan. 19, 1918	105
Nebraska	220	127-93	Feb. 19, 1906	Dec. 19, 2021	Dec. 19, 2021	1
Oklahoma	215	103-112	Jan. 23, 1920	March 5, 2022	Feb. 5, 1927	96
Colorado	144	96-48	Dec. 18, 1933	Nov. 27, 2020	—	—
Oklahoma State	141	83-58	Jan. 21, 1922	Feb. 19, 2022	March 15, 1958	65
Baylor	48	23-25	March 20, 1948	Feb. 9, 2022	Feb. 26, 1997	26
Texas Tech	46	25-21	Dec. 6, 1955	Feb. 28, 2022	Jan. 18, 1997	26
Texas	44	23-21	Dec. 8, 1971	Jan. 18, 1922	Jan. 12, 1997	26
Washburn	40	27-13	Dec. 9, 1905	Nov. 18, 1998	—	—

12-29-33 ESU 31-19 Manhattan  
 12-27-33 ESU 24-21 Emporia  
 12-20-38 ESU 41-37 Emporia  
 1-4-39 ESU 36-33 Manhattan  
 12-1-48 K-State 60-49 Emporia  
 12-3-49 K-State 59-50 Emporia  
 11-29-95 K-State 63-57 Manhattan  
 11-19-08 K-State 82-60 Manhattan  
 11-29-10 K-State 85-61 Manhattan

## Evansville

**Series Tied 1-1**  
**Home: 0-0, Away: 1-1, Neutral: 0-0**

12-12-36	K-State 60-46	Evansville
12-30-39	Evansville 38-32	Evansville

## Fairleigh Dickinson

**K-State leads 1-0**  
**Home: 1-0, Away: 0-0, Neutral: 0-0**

12-19-01	K-State 88-45	Manhattan
----------	---------------	-----------

## Florida

**Series Tied 1-1**  
**Home: 1-0, Away: 0-0, Neutral: 0-1**

12-18-10	Florida 57-44	Sunrise, Fla.
12-22-12	K-State 67-61	Kansas City

## Florida A&M

**K-State leads 5-0**  
**Home: 5-0, Away: 0-0, Neutral: 0-0**

11-27-90	K-State 93-48	Manhattan
12-17-07	K-State 87-60	Kansas City
11-14-08	K-State 96-57	Manhattan
12-2-19	K-State 69-58	Manhattan
11-10-21	K-State 67-57	Manhattan

## Florida State

**K-State leads 2-0**  
**Home: 0-0, Away: 0-0, Neutral: 2-0**

11-10-66	K-State 81-58	Lawrence, Kan.
11-9-89	K-State 71-70	Anchorage, Alaska

## Fort Hays State [D-III]

**Series Tied 3-3**  
**Home: 3-2, Away: 0-1, Neutral: 0-0**

12-8-36	FHSU 47-25	Manhattan
12-14-38	FHSU 32-30	Hays
12-2-46	K-State 48-40	Manhattan
1-9-47	K-State 60-32	Manhattan
12-1-09	K-State 83-76	Manhattan
12-8-20	FHSU 81-68	Manhattan

## Fresno State

**K-State leads 3-1**  
**Home: 2-1, Away: 1-0, Neutral: 0-0**

12-31-80	K-State 47-39	Manhattan
11-28-87	K-State 65-50	Fresno
12-2-89	FSU 60-58	Manhattan
3-24-94	K-State 115-77#	Manhattan

## Friends [NAIA]

**Friends leads 1-0**  
**Home: 0-0, Away: 0-1, Neutral: 0-0**

1-16-11	Friends 29-24	Wichita
---------	---------------	---------

## Gardner-Webb

**K-State leads 4-0**  
**Home: 4-0, Away: 0-0, Neutral: 0-0**

12-1-01	K-State 75-57	Manhattan
11-29-03	K-State 68-65	Manhattan
12-14-08	K-State 107-48	Manhattan
12-21-16	K-State 67-54	Manhattan

## George Mason

**Series Tied 1-1**  
**Home: 1-0, Away: 0-0, Neutral: 1-0**

11-22-07	GMU 87-77	Orlando, Fla.
12-29-18	K-State 59-58	Manhattan

## George Washington

**K-State leads 4-1**  
**Home: 2-0, Away: 1-1, Neutral: 1-0**

12-28-40	GWU 48-25	Washington, D.C.
12-1-11	K-State 69-56	Manhattan
12-8-12	K-State 65-62	Washington, D.C.
12-31-13	K-State 72-55	Manhattan
11-24-17	K-State 67-59	Las Vegas

## Georgetown

**Georgetown leads 1-0**  
**Home: 0-0, Away: 0-0, Neutral: 0-1**

11-22-13	Georgetown 90-63	San Juan, P.R.
----------	------------------	----------------

## Georgia

**K-State leads 3-1**  
**Home: 1-1, Away: 1-0, Neutral: 1-0**

3-12-87	K-State 82-79 (OT)+	Salt Lake City
12-31-14	Georgia 50-46	Manhattan
12-4-15	K-State 68-66	Athens
1-27-18	K-State 56-51	Manhattan

## Georgia Southern

**K-State leads 1-0**  
**Home: 1-0, Away: 0-0, Neutral: 0-0**

11-18-05	K-State 83-58	Manhattan
----------	---------------	-----------

## Georgia State

**K-State leads 3-0**  
**Home: 2-0, Away: 1-0, Neutral: 0-0**

11-29-98	K-State 78-71	Manhattan
11-29-99	K-State 74-61	Atlanta
12-15-18	K-State 71-59	Manhattan

## Gonzaga

**K-State leads 3-1**  
**Home: 1-0, Away: 0-0, Neutral: 2-1**

3-22-94	K-State 66-64#	Man
---------	----------------	-----



■ Indiana

Indiana leads 19-12

Home: 7-7, Away: 4-11, Neutral: 1-1

12-14-36	Indiana 60-33	Bloomington
12-15-47	K-State 82-71	Kansas City
12-16-48	Indiana 56-35	Bloomington
12-16-50	Indiana 58-52	Manhattan
12-22-51	Indiana 80-75	Bloomington
12-13-52	K-State 82-80	Manhattan
12-7-53	Indiana 92-66	Bloomington
12-21-54	K-State 91-74	Manhattan
12-10-55	Indiana 96-72	Bloomington
12-15-56	K-State 87-77 (OT)	Manhattan
12-7-57	K-State 66-61	Bloomington
12-6-58	K-State 82-79 (OT)	Manhattan
12-14-59	Indiana 67-58	Bloomington
12-5-60	Indiana 98-80	Manhattan
12-9-61	K-State 88-78	Bloomington
12-21-62	K-State 88-72	Manhattan
12-9-63	K-State 93-84	Bloomington
12-5-64	Indiana 74-70	Manhattan
12-13-65	K-State 103-76	Bloomington
12-12-66	K-State 82-69	Manhattan
12-11-67	Indiana 89-83	Bloomington
12-9-68	K-State 87-83 (OT)	Manhattan
12-8-69	Indiana 102-95	Bloomington
12-5-70	Indiana 75-72	Manhattan
12-23-80	Indiana 51-44	Manhattan
12-19-81	Indiana 58-49	Bloomington
12-18-82	Indiana 48-46	Manhattan
12-21-83	Indiana 56-53 (OT)	Bloomington
12-22-84	Indiana 70-58	Manhattan
12-10-85	Indiana 78-71	Bloomington
11-23-98	Indiana 71-70	Mauie

■ Indiana State

K-State leads 1-0

Home: 1-0, Away: 0-0, Neutral: 0-0

12-1-69	K-State 99-63	Manhattan
---------	---------------	-----------

■ Iowa

Series Tied 4-4

Home: 3-0, Away: 1-3, Neutral: 0-1

12-7-46	Iowa 54-41	Iowa City
12-22-56	Iowa 85-83	Iowa City
12-14-57	K-State 86-69	Manhattan
12-13-72	K-State 68-62	Iowa City
12-11-73	K-State 105-67	Manhattan
12-23-00	K-State 86-78	Manhattan
12-22-01	Iowa 89-70	Iowa City
11-29-08	Iowa 65-63	Las Vegas

■ IUPUI

K-State leads 1-0

Home: 1-0, Away: 0-0, Neutral: 0-0

11-28-09	K-State 70-57	Kansas City
----------	---------------	-------------

■ Jacksonville

K-State leads 1-0

Home: 1-0, Away: 0-0, Neutral: 0-0

12-21-21	K-State 70-46	Manhattan
----------	---------------	-----------

■ James Madison

K-State leads 1-0

Home: 1-0, Away: 0-0, Neutral: 0-0

11-12-10	K-State 75-61	Manhattan
----------	---------------	-----------

■ Kansas City [UMKC]

K-State leads 19-1

Home: 13-0, Away: 6-1, Neutral: 0-0

12-2-87	K-State 81-54	Manhattan
12-17-88	K-State 83-57	Kansas City
12-6-89	K-State 78-57	Manhattan
1-15-91	K-State 76-62	Kansas City
1-21-91	K-State 86-62	Manhattan
1-29-92	K-State 72-53	Manhattan
12-18-92	K-State 66-64	Kansas City
12-22-93	K-State 70-66	Kansas City
2-22-94	K-State 71-58	Manhattan
12-2-94	K-State 80-48	Manhattan
12-22-95	K-State 69-54	Kansas City
11-22-96	K-State 73-53	Manhattan
12-3-97	K-State 71-50	Kansas City
12-19-98	K-State 67-39	Manhattan
12-30-03	UMKC 93-52	Kansas City
12-23-10	K-State 80-64	Manhattan
12-29-12	K-State 52-44	Manhattan
11-17-14	K-State 83-73	Manhattan
11-14-17	K-State 72-51	Manhattan
11-30-20	K-State 62-58	Manhattan

■ Kansas Wesleyan [NAIA]

K-State leads 7-1

Home: 6-0, Away: 1-1, Neutral: 0-0

2-16-08	KWU 49-21	Salina
1-29-09	K-State 63-24	Manhattan
2-26-10	K-State 75-31	Manhattan
3-3-11	K-State 76-21	Manhattan
1-10-16	K-State 59-24	Manhattan
1-16-18	K-State 48-24	Manhattan
12-30-26	K-State 43-22	Salina
12-21-28	K-State 21-20	Manhattan

■ Kennesaw State

K-State leads 2-0

Home: 2-0, Away: 0-2, Neutral: 0-0

12-17-06	K-State 82-54	Manhattan
11-9-18	K-State 56-41	Manhattan

■ Kentucky

Kentucky leads 9-1

Home: 0-3, Away: 0-2, Neutral: 1-4

1-1-40	Kentucky 53-26	Lexington
12-20-40	Kentucky 28-25	Manhattan
3-27-51	Kentucky 68-58+	Minneapolis
12-23-61	Kentucky 80-67	Lexington
12-23-66	Kentucky 83-79	Manhattan
12-6-71	Kentucky 71-64	Manhattan
3-16-76	Kentucky 81-78#	New York City
11-28-08	Kentucky 74-72	Las Vegas
3-21-14	Kentucky 56-49+	St. Louis
3-22-18	K-State 61-58+	Atlanta

■ Lafayette

K-State leads 1-0

Home: 1-0, Away: 0-0, Neutral: 0-0

12-5-92	K-State 86-63	Manhattan
---------	---------------	-----------

■ Lamar

K-State leads 2-1

Home: 2-0, Away: 0-1, Neutral: 0-0

12-15-90	K-State 81-64	Manhattan
12-21-91	Lamar 116-75	Beaumont
11-21-12	K-State 79-55	Manhattan

■ La Salle

K-State leads 3-1

Home: 1-0, Away: 1-0, Neutral: 1-1

3-17-88	K-State 66-53+	South Bend, Ind.
1-15-93	K-State 79-59	Manhattan
1-15-94	K-State 67-63	Philadelphia
3-22-13	La Salle 63-61+	Kansas City

■ Lehigh

K-State leads 1-0

Home: 1-0, Away: 0-0, Neutral: 0-0

11-24-18	K-State 77-58	Manhattan
----------	---------------	-----------

■ Lipscomb

K-State leads 2-0

Home: 2-0, Away: 0-0, Neutral: 0-0

12-20-02	K-State 88-64	Manhattan
11-25-03	K-State 92-57	Manhattan

■ Little Rock

K-State leads 1-0

Home: 1-0, Away: 0-0, Neutral: 0-0

12-14-97	K-State 67-51	Manhattan
----------	---------------	-----------

■ Long Beach State

K-State leads 6-3

Home: 3-1, Away: 1-2, Neutral: 2-0

12-23-78	LBSU 75-69	Long Beach
1-2-80	K-State 90-67	Manhattan
11-22-97	K-State 89-50	Manhattan
12-12-98	K-State 90-77	Long Beach
1-4-00	LBSU 70-64	Manhattan
12-25-11	K-State 77-60	Honolulu
11-17-13	K-State 71-58	Manhattan
11-24-13	K-State 52-38	San Juan, P.R.
11-21-14	LBSU 69-60	Long Beach

■ Long Island

Series Tied 3-3

Home: 2-0, Away: 1-3, Neutral: 0-0

1-6-48	LIU 65-47	Brooklyn
12-18-48	LIU 63-60	Brooklyn
12-8-49	K-State 58-51	Brooklyn
12-2-50	LIU 60-59	Brooklyn
1-31-51	K-State 85-65	Manhattan
12-7-93	K-State 85-60	Manhattan

■ Longwood

K-State leads 1-0

Home: 1-0, Away: 0-0, Neutral: 0-0

12-5-05	K-State 89-60	Manhattan
---------	---------------	-----------

■ Louisiana

K-State leads 1-0

Home: 1-0, Away: 0-0, Neutral: 0-0

3-15-73	K-State 66-63+	Houston
---------	----------------	---------

■ Louisiana Tech

K-State leads 1-0

Home: 1-0, Away: 0-0, Neutral: 0-0

12-1-75	K-State 86-49	Manhattan
---------	---------------	-----------

■ Louisville

Louisville leads 4-1

Home: 1-0, Away: 1-2, Neutral: 0-3

3-16-68	Louisville 93-63+	Wichita
3-18-72	Louisville 72-65+	Ames, Iowa
1-5-79	Louisville 85-73	Louisville
3-8-80	Louisville 71-69 (OT)+	Lincoln, Neb.
1-3-81	K-State 64-47	Manhattan

■ Loyola [Md.]

K-State leads 1-0

Home: 1-0, Away: 0-0, Neutral: 0-0

12-28-95	K-State 76-69	Manhattan
----------	---------------	-----------

■ Loyola Chicago

Series Tied 5-5

Home: 4-0, Away: 1-4, Neutral: 0-1

12-15-36	Loyola 44-32	Chicago
12-11-64	K-State 71-67	Manhattan
1-29-66	Loyola 76-70	Chicago
11-25-83	Loyola 71-62	Rosemont, Ill.
12-1-98	K-State 80-52	Manhattan
12-19-99	Loyola 69-64	Chicago
11-13-09	K-State 92-54	Manhattan
12-10-11	K-State 68-60	Chicago
11-14-11	K-State 74-61	Manhattan
3-24-18	Loyola 78-62+	Atlanta

■ Loyola Marymount

K-State leads 1-0

Home: 1-0, Away: 0-0, Neutral: 0-0

12-15-55	K-State 92-66	Manhattan
----------	---------------	-----------

■ Marquette

K-State leads 7-6

Home: 3-2, Away: 2-3, Neutral: 2-1

1-10-53	K-State 88-72	Manhattan
12-15-61	K-State 80-64	Lawrence, Kan.
12-10-62	Marquette 72-71	Milwaukee
3-17-77	Marquette 67-66+	Oklahoma City
1-6-82	K-State 70-65	Manhattan
12-22-82	Marquette 61-51	Milwaukee
12-15-84	K-State 55-54	Milwaukee
1-2-86	K-State 56-55	Manhattan
1-7-87	K-State 85-84	Milwaukee
1-3-88	K-State 78-57	Kansas City
12-1-18	Marquette 83-71	Milwaukee
12-7-19	Marquette 73-65	Manhattan
12-8-21	Marquette 64-63	Manhattan

■ Marshall

K-State leads 3-1

Home: 2-0, Away: 1-0, Neutral: 0-1

12-28-45	Marshall 88-42	Kansas City
12-9-93	K-State 100-57	Manhattan
12-22-94	K-State 87-81	Huntington
12-2-95	K-State 106-88	Manhattan

■ Maryland

Maryland leads 2-0

Home: 0-1, Away: 0-0, Neutral: 0-1

12-11-65	Maryland 63-57	Manhattan
11-26-16	Maryland 69-68	Brooklyn, N.Y.

■ McNeese

K-State lead 1-0

Home: 1-0, Away: 0-0, Neutral: 0-0

12-21-21	K-State 74-59	Manhattan
----------	---------------	-----------

■ McPherson College [NAIA]

K-State leads 4-1

Home: 3-0, Away: 1-1, Neutral: 0-0

NA	McPherson 25-11	McPherson
2-16-09	K-State 41-24	Manhattan
NA	K-State 39-21	Manhattan
12-4-43	K-State 45-39	Manhattan
1-14-44	K-State 63-44	McPherson

■ Memphis

Memphis leads 2-1

Home: 1-0, Away: 0-1, Neutral: 0-1

3-17-73	Memphis 92-72+	Houston
12-8-99	K-State 62-61	Manhattan
12-30-00	Memphis 81-58	Memphis

■ Mercer

K-State lead 1-0

Home: 1-0, Away: 0-0, Neutral: 0-0

11-29-97	K-State 89-60	Manhattan
----------	---------------	-----------

■ Michigan

Michigan leads 3-1

Home: 0-0, Away: 0-0, Neutral: 1-3

3-21-64	Michigan 100-90+	Kansas City
11-23-85	Michigan 80-58	Mauie, Hawai'i
11-25-02	K-State 82-71	St. Thomas, U.S.V.I.
11-23-12	Michigan 71-57	New York City

■ Michigan State

Michigan State leads 5-2

Home: 0-2, Away: 1-2, Neutral: 1-1

12-20-52	MSU 80-63	East Lansing
1-5-54	MSU 78-63	Manhattan
12-17-60	K-State 104-82	Lawrence, Kan.
12-1-62	K-State 66-56	East Lansing
11-11-89	MSU 72-68	Anchorage, Alaska
12-16-95	MSU 67-54	Manhattan
12-21-96	MSU 75-43	East Lansing

■ Milwaukee

K-State leads 1-0

Home: 1-0, Away: 0-0, Neutral: 0-0

12-11-21	K-State 76-75	Manhattan
----------	---------------	-----------

■ Minnesota

Minnesota leads 8-6 (9-6 counting forfeits)

Home: 3-3, Away: 2-5, Neutral: 1-1

12-19-36	K-State 37-36	Minneapolis
12-30-50	K-State 70-62	Kansas City
12-20-56	Minnesota 80-72	Minneapolis
1-6-58	Minnesota 72-71	Manhattan
12-3-62	Minnesota 73-62	Minneapolis
11-30-63	Minnesota 76-66	Manhattan
12-1-66	Minnesota 60-59	Manhattan
12-5-67	K-State 81-56	Minneapolis
12-23-76	Minnesota 62-60	Minneapolis
12-5-78	K-State 72-62	Manhattan
12-22-79	Minnesota 78-61	Minneapolis
12-21-81	K-State 62-52	Manhattan
1-7-89	Minnesota 72	



2-21-79	Missouri 67-63	Manhattan
1-30-80	K-State 66-64	Columbia
1-23-81	Missouri 67-65	Manhattan
2-4-81	K-State 75-56	Manhattan
2-28-81	Missouri 46-43	Columbia
1-30-82	K-State 59-58	Manhattan
2-24-82	K-State 57-56	Columbia
2-5-83	Missouri 82-50	Columbia
3-1-83	Missouri 49-47	Manhattan
2-8-84	K-State 67-46	Columbia
3-3-84	K-State 53-47	Manhattan
2-6-85	Missouri 54-47	Manhattan
3-2-85	K-State 69-54	Columbia
3-6-85	Missouri 68-50	Columbia
1-21-86	Missouri 74-70	Manhattan
2-26-86	Missouri 84-69	Columbia
2-1-87	Missouri 68-64	Columbia
2-24-87	Missouri 80-75	Manhattan
3-7-87	Missouri 72-69	Kansas City
2-9-88	Missouri 79-75	Columbia
3-5-88	K-State 92-82	Manhattan
2-4-89	Missouri 73-68	Columbia
3-1-89	K-State 76-75	Manhattan
3-11-89	Missouri 88-83	Kansas City
2-8-90	K-State 65-58	Manhattan
2-28-90	Missouri 65-60	Columbia
1-12-91	Missouri 62-60	Columbia
2-27-91	Missouri 84-75	Manhattan
2-12-92	Missouri 67-59	Manhattan
2-29-92	K-State 73-69	Manhattan
2-8-93	Missouri 67-51	Columbia
2-3-93	K-State 78-67	Manhattan
3-14-93	Missouri 68-56	Kansas City
1-8-94	Missouri 63-43	Columbia
3-2-94	Missouri 67-51	Manhattan
1-14-95	Missouri 67-61	Columbia
2-4-95	Missouri 77-60	Manhattan
1-27-96	Missouri 86-80	Columbia
2-21-96	K-State 69-64	Manhattan
2-1-97	Missouri 85-59	Columbia
3-1-97	K-State 76-60	Manhattan
1-3-98	K-State 111-56	Manhattan
2-28-98	Missouri 89-59	Columbia
1-6-99	Missouri 78-73	Manhattan
1-27-99	Missouri 70-63	Columbia
3-5-99	K-State 84-74	Kansas City
1-15-00	Missouri 73-56	Columbia
2-19-00	Missouri 84-74	Manhattan
1-16-01	K-State 80-59	Manhattan
1-2-01	Missouri 70-66	Columbia
2-17-02	Missouri 81-66	Manhattan
1-26-02	Missouri 86-74	Columbia
2-15-03	Missouri 71-63	Columbia
3-1-03	Missouri 71-63	Manhattan
1-31-04	Missouri 62-53	Columbia
2-28-04	Missouri 79-69	Manhattan
1-15-05	K-State 74-54	Manhattan
1-29-05	K-State 64-53	Columbia
1-21-06	K-State 79-64	Manhattan
2-12-06	Missouri 74-71	Columbia
1-13-07	K-State 85-81	Columbia
1-31-07	K-State 80-73	Manhattan
2-2-08	Missouri 77-74	Manhattan
2-16-08	K-State 100-63	Manhattan
1-28-09	K-State 88-72	Manhattan
2-25-09	Missouri 94-74	Columbia
1-9-10	Missouri 74-68	Columbia
2-27-10	K-State 63-53	Manhattan
1-17-11	Missouri 75-59	Columbia
2-26-11	K-State 80-70	Manhattan
1-7-12	K-State 75-59	Manhattan
2-21-12	K-State 78-68	Columbia
11-23-15	K-State 66-42	Kansas City
11-19-18	K-State 82-67	St. Thomas, U.S.V.I.

### Missouri-Rolla [D-III]

#### K-State leads 1-0

Home: 1-0, Away: 0-0, Neutral: 0-0

12-2-91	K-State 90-78	Manhattan
---------	---------------	-----------

### Missouri-St. Louis [D-III]

#### K-State leads 1-0

Home: 1-0, Away: 0-0, Neutral: 0-0

12-22-88	K-State 67-61	Manhattan
----------	---------------	-----------

### Missouri State

#### Missouri State leads 2-0

Home: 0-1, Away: 0-1, Neutral: 0-0

12-8-87	MSU 82-80 (4 OTs)	Manhattan
1-3-89	MSU 58-55	Springfield

### Monmouth

#### K-State leads 2-0

Home: 2-0, Away: 0-0, Neutral: 0-0

12-29-02	K-State 73-64	Manhattan
11-13-19	K-State 73-54	Manhattan

### Montana

#### Series Tied 1-1

Home: 1-1, Away: 1-0, Neutral: 0-0

12-22-41	K-State 44-34	Missoula
12-16-78	Montana 61-60	Manhattan

### Montana State

#### K-State leads 2-1

Home: 2-0, Away: 0-1, Neutral: 0-0

12-23-41	MSU 45-40	Bozeman
12-28-46	K-State 51-38	Manhattan
11-30-74	K-State 96-73	Manhattan

### Morgan State

#### K-State leads 3-0

Home: 3-0, Away: 0-0, Neutral: 0-0

1-5-85	K-State 111-70	Manhattan
12-18-95	K-State 69-60	Manhattan
11-30-96	K-State 85-66	Manhattan
12-29-21	Cancelled due to COVID-19	

### Murray State

#### K-State leads 1-0

Home: 0-0, Away: 0-0, Neutral: 1-0

12-29-90	K-State 67-50	Kansas City
----------	---------------	-------------

### Nebraska

#### K-State leads 127-93

Home: 69-35, Away: 39-55, Neutral: 19-3

2-19-06	Nebraska 50-14	Manhattan
1-15-08	Nebraska 36-18	Manhattan
1-7-09	Nebraska 36-31	Manhattan
1-6-10	K-State 27-16	Manhattan
2-14-10	K-State 30-17	Manhattan
1-18-12	Nebraska 26-25	Manhattan
2-15-13	Nebraska 27-16	Lincoln
1-20-15	Nebraska 26-19	Manhattan
1-21-15	Nebraska 26-20	Manhattan
2-11-16	Nebraska 21-20	Manhattan
2-12-16	Nebraska 26-25	Manhattan
2-14-17	K-State 45-13	Manhattan
2-15-17	K-State 37-10	Manhattan
3-8-18	Nebraska 31-23	Manhattan
3-9-18	K-State 26-17	Manhattan
3-17-19	K-State 34-23	Lincoln
3-8-19	K-State 30-19	Manhattan
3-3-22	Nebraska 21-13	Lincoln
2-14-22	Nebraska 25-24	Manhattan
1-6-23	Nebraska 21-15	Manhattan
2-17-23	K-State 17-14	Lincoln
1-11-24	Nebraska 17-14	Lincoln
1-17-24	K-State 26-23	Manhattan
1-19-25	Nebraska 23-11	Manhattan
2-13-25	Nebraska 32-20	Lincoln
2-9-26	K-State 41-26	Manhattan
2-16-26	K-State 28-21	Lincoln
2-11-27	Nebraska 26-24	Manhattan
1-17-27	K-State 34-23	Lincoln
1-21-28	K-State 29-24	Lincoln
2-18-28	K-State 28-22	Manhattan
1-22-29	K-State 30-21	Manhattan
3-2-29	Nebraska 62-45	Lincoln
2-1-30	K-State 46-42	Lincoln
1-10-30	Nebraska 41-39	Manhattan
2-24-31	K-State 32-30	Lincoln
2-9-31	Nebraska 37-31	Manhattan
1-18-32	K-State 32-20	Manhattan
2-6-32	Nebraska 32-26	Lincoln
1-14-33	Nebraska 31-25	Lincoln
2-13-33	K-State 36-30	Manhattan
1-15-34	K-State 25-24 (OT)	Manhattan
2-3-34	Nebraska 38-31	Lincoln
1-21-35	K-State 47-41	Lincoln
3-2-35	Nebraska 28-21	Manhattan
2-1-36	Nebraska 43-30	Manhattan
2-10-36	Nebraska 40-32	Manhattan
2-15-37	Nebraska 40-37	Lincoln
1-30-37	Nebraska 41-38	Manhattan
1-22-38	Nebraska 46-32	Lincoln
2-21-38	K-State 41-29	Manhattan
1-17-39	K-State 43-38	Lincoln
2-8-39	Nebraska 42-34	Manhattan
1-19-40	K-State 32-25	Lincoln
2-13-40	Nebraska 61-28	Manhattan
1-7-41	Nebraska 33-23	Lincoln
1-17-41	K-State 35-32	Manhattan
1-6-42	Nebraska 44-38	Lincoln
2-2-42	K-State 38-35	Manhattan
1-5-43	Nebraska 41-32	Manhattan
2-17-43	Nebraska 50-47	Lincoln
2-1-44	Nebraska 54-47	Lincoln
2-29-44	K-State 40-37	Manhattan
12-23-44	K-State 49-46	Kansas City
1-20-45	K-State 70-48	Manhattan
2-24-45	K-State 55-47	Lincoln
12-15-45	Nebraska, 62-47%	Kansas City
1-2-46	Nebraska 44-37	Lincoln
2-28-46	K-State 54-49	Manhattan
1-4-47	K-State 63-54	Manhattan
2-27-47	Nebraska 54-50	Manhattan
1-31-48	K-State 64-45	Lincoln
2-27-48	K-State 56-49	Manhattan
12-27-48	K-State 48-34%	Kansas City
1-31-49	Nebraska 70-48	Lincoln
1-30-50	Nebraska 63-63 (OT)	Lincoln
1-17-50	K-State 63-60	Manhattan
12-29-50	K-State 72-53	Kansas City
2-5-51	K-State 79-50	Lincoln
2-26-51	K-State 74-48	Manhattan
12-27-51	K-State 87-67%	Kansas City
1-12-52	K-State 71-36	Manhattan
3-1-52	K-State 75-60	Lincoln
2-7-53	Nebraska 80-67	Lincoln
3-10-53	K-State 108-80	Manhattan
12-26-53	Nebraska 78-74%	Kansas City

1-11-54	Nebraska 88-75	Lincoln
2-6-54	K-State 91-70	Manhattan
1-11-55	Nebraska 69-59	Lincoln
2-5-55	K-State 79-62	Manhattan
12-30-55	K-State 79-51%	Kansas City
2-6-56	K-State 66-52	Manhattan
2-20-56	K-State 75-50	Manhattan
2-4-57	K-State 81-56	Manhattan
2-18-57	K-State 81-56	Lincoln
12-28-57	K-State 88-57%	Kansas City
1-11-58	K-State 74-59	Manhattan
3-3-58	Nebraska 55-48	Lincoln
2-2-59	K-State 50-45	Lincoln
3-9-59	K-State 76-54	Manhattan
12-29-59	K-State 71-63%	Kansas City
2-20-60	Nebraska 70-60	Manhattan
3-5-60	K-State 83-74	Manhattan
2-27-61	K-State 79-67	Lincoln
3-4-61	K-State 75-56	Manhattan
12-27-61	K-State 60-48%	Kansas City
2-3-62	K-State 72-53	Lincoln
3-7-62	K-State 84-60	Lincoln
1-12-63	K-State 66-53	Manhattan
2-2-63	K-State 72-60	Lincoln
12-26-63	K-State 100-78%	Kansas City
2-17-64	K-State 73-66 (OT)	Lincoln
2-16-64	K-State 50-48	Manhattan
1-9-65	Nebraska 62-57	Manhattan
3-8-65	K-State 79-67	Lincoln
1-2-66	Nebraska 82-71	Manhattan
3-1-66	Nebraska 79-69	Lincoln
12-27-66	K-State 98-81%	Kansas City
2-4-67	K-State 69-57	Manhattan
2-25-67	Nebraska 79-71	Lincoln
12-30-67	Nebraska 66-62%	Kansas City
1-9-68	K-State 78-62	Lincoln
2-10-68	Nebraska 92-68	Manhattan
1-7-69	K-State 95-72	Manhattan
3-1-69	Nebraska 88-71	Lincoln
1-13-70	K-State 71-64	Lincoln
2-21-70	K-State 69-62	Manhattan
1-9-71	K-State 70-69	Manhattan
3-2-71	Nebraska 87-71	Lincoln
2-1-72	Nebraska 61-60	Lincoln
3-11-72	K-State 81-76 (OT)	Manhattan
3-2-73	K-State 82-55	Lincoln
3-2-73	K-State 97-70	Manhattan
12-27-73	K-State 68-47%	Kansas City
1-22-74	K-State 73-65	Manhattan
3-2-74	Nebraska 58-54	Manhattan
12-30-74	K-State 80-63%	Kansas City
1-18-75	Nebraska 74-61	Lincoln
2-19-75	K-State 65-64	Manhattan
1-17-76	Nebraska 65-59	Manhattan
2-18-76	K-State 65-53	Lincoln
1-9-77	K-State 57-52	Lincoln
2-9-77	K-State 69-62	Manhattan
12-29-77	K-State 69-60%	Kansas City
1-7-78	Nebraska 63-63	Lincoln
2-8-78	Nebraska 63-50	Lincoln
1-17-79	Nebraska 55-53	Lincoln
2-7-79	K-State 58-46	Manhattan
2-27-79	K-State 61-60 (2 OTs)	Kansas City
1-26-80	K-State 66-64 (2 OTs)	Manhattan
2-20-80	Nebraska 70-58	Lincoln
2-20-80	K-State 60-59%	Kansas City
1-14-81	Nebraska 59-49	Lincoln
2-14-81	K-State 66-49	Manhattan
2-3-82	K-State 75-64	Lincoln
2-27-82	K-State 69-50	Manhattan
1-26-83	K-State 59-43	Lincoln
2-16-83	Nebraska 56-45	Manhattan
2-4-84	Nebraska 47-46	Manhattan
2-29-84	Nebraska 63-56	Lincoln
3-6-84	K-State 41-30	Lincoln
1-16-85	Nebraska 75-63	Lincoln
2-16-85	K-State 68-62	Manhattan
2-5-86	K-State 64-50	Lincoln
1-10-87	Nebraska 64-60	Manhattan
1-10-87	K-State 114-82	Manhattan
2-14-87	Nebraska 78-76	Lincoln
3-6-87	K-State 47-45	Kansas City
2-6-88	K-State 65-63	Manhattan
3-2-88	K-State 77-67	Lincoln
3-11-88	K-State 75-70	Kansas City
1-21-89	K-State 80-66	Manhattan
2-1-89	K-State 80-66	Manhattan
2-1-89	Nebraska 74-71	Lincoln
2-3-90	Nebraska 74-71	Manhattan
1-5-91	K-State 80-57	Manhattan
2-23-91	Nebraska 74-69	Lincoln
2-8-92	K-State 70-66	Manhattan
3-4-92	Nebraska 91-62	Lincoln
1-23-93	K-State 66-64	Manhattan
2-13-93	Nebraska 80-59	Manhattan
3-12-93	K-State 47-45	Kansas City
2-9-94	Nebraska 76-68	Manhattan
2-26-94	Nebraska 86-76	Lincoln
1-12-95	Nebraska 78-57	Lincoln
3-1-96	K-State 75-73	Manhattan
1-31-96	K-State 77-68	Manhattan
3-3-96	Nebraska 70-66	Lincoln
1-15-97	Nebraska 87-77 (OT)	Lincoln
2-10-97	K-State 61-53	Manhattan
1-28-98	K-State 72-49	Manhattan
2-7-98	K-State 69-63	Lincoln
1-13-99	Nebraska 70-61	Lincoln
2-24-99	K-State 62-45	Manhattan
1-8-00	K-State 97-79	Manhattan
1-29-00	Nebraska 81-72	Lincoln
1-30-01	Nebraska 63-61	Manhattan
2-14-01	Nebraska 82-56	Lincoln

3-8-01	K-State 62-58	Kansas City
2-9-02	Nebraska 99-82	Lincoln</



■ Ohio State

**K-State leads 2-0**  
 Home: 1-0, Away: 1-0, Neutral: 0-0  
 12-4-50 K-State 68-51 Columbus  
 12-3-51 K-State 78-54 Manhattan

■ Oklahoma City [NAIA]

**K-State leads 4-1**  
 Home: 3-0, Away: 0-1, Neutral: 1-0  
 NA OCU 36-27 Oklahoma City  
 3-16-56 K-State 97-93+ Lawrence, Kan.  
 2-16-57 K-State 100-82 Manhattan  
 12-5-79 K-State 83-65 Manhattan  
 1-6-81 K-State 97-79 Manhattan

■ Old Dominion

**Series Tied 1-1**  
 Home: 1-0, Away: 0-1, Neutral: 0-0  
 12-22-99 K-State 68-64 Manhattan  
 12-9-00 ODU 62-51 Norfolk

■ Omaha

**K-State leads 4-0**  
 Home: 4-0, Away: 0-0, Neutral: 0-0  
 12-2-14 K-State 84-66 Manhattan  
 11-15-16 K-State 81-68 Manhattan  
 12-29-20 K-State 60-58 Manhattan  
 11-17-21 K-State 79-64 Manhattan

■ Oral Roberts

**K-State leads 4-2**  
 Home: 4-0, Away: 0-2, Neutral: 0-0  
 12-8-77 K-State 75-64 Manhattan  
 11-29-78 ORU 61-55 Tulsa  
 11-29-83 K-State 82-74 Manhattan  
 1-3-85 ORU 86-71 Tulsa  
 11-13-13 K-State 71-63 Manhattan  
 11-29-17 K-State 77-68 Manhattan

■ Oregon

**Series Tied 2-2**  
 Home: 1-1, Away: 1-1, Neutral: 0-0  
 12-21-65 K-State 92-58 Eugene  
 12-3-66 K-State 52-45 Manhattan  
 11-29-07 Oregon 80-77 (OT) Manhattan  
 12-7-08 Oregon 75-70 Eugene

■ Oregon State

**Oregon State leads 3-2**  
 Home: 1-1, Away: 0-2, Neutral: 1-0  
 3-14-81 K-State 50-48+ Salt Lake City  
 1-12-85 OSU 56-55 Manhattan  
 12-3-88 OSU 66-48 Corvallis  
 12-22-02 K-State 90-72 Manhattan  
 12-6-03 OSU 87-82 (3 OTs) Corvallis

■ Ottawa [NAIA]

**Ottawa leads 4-3**  
 Home: 3-3, Away: 0-1, Neutral: 0-0  
 3-20-06 Ottawa 35-26 Manhattan  
 1-26-07 Ottawa 54-25 Ottawa  
 2-5-07 K-State 52-25 Manhattan  
 2-20-08 Ottawa 58-30 Manhattan  
 2-26-08 Ottawa 58-30 Manhattan  
 1-15-12 K-State 33-16 Manhattan  
 1-8-21 K-State 34-26 Manhattan

■ Pacific

**K-State leads 2-0**  
 Home: 1-0, Away: 0-0, Neutral: 1-0  
 1-4-56 K-State 67-36 Manhattan  
 12-4-71 K-State 80-75 Provo, Utah

■ Penn [Pennsylvania]

**K-State leads 2-0**  
 Home: 0-0, Away: 1-0, Neutral: 1-0  
 3-15-75 K-State 69-62+ Philadelphia  
 11-18-18 K-State 64-48 St. Thomas, U.S.V.I.

■ Penn State

**Series Tied 1-1**  
 Home: 0-0, Away: 0-0, Neutral: 1-1  
 12-12-64 PSU 60-59 Lawrence, Kan.  
 12-22-66 K-State 83-59 Lawrence, Kan.

■ Pittsburg State [D-II]

**K-State leads 1-0**  
 Home: 1-0, Away: 0-0, Neutral: 1-0  
 11-11-07 K-State 76-66 Manhattan

■ Pittsburg State

**Pitt leads 2-0**  
 Home: 0-0, Away: 0-0, Neutral: 0-2  
 11-26-14 Pitt 70-47 Maui, Hawai'i  
 11-25-19 Pitt 63-59 Fort Myers, Fla.

■ Phillips [No longer exists]

**K-State leads 1-0**  
 Home: 1-0, Away: 0-0, Neutral: 1-0  
 12-2-48 K-State 60-44 Manhattan

■ Portland State

**K-State leads 1-0**  
 Home: 1-0, Away: 0-0, Neutral: 0-0  
 12-3-79 K-State 72-57 Manhattan

■ Prairie View A&M

**K-State leads 1-0**  
 Home: 1-0, Away: 0-0, Neutral: 0-0  
 12-6-16 K-State 74-55 Manhattan

■ Presbyterian

**K-State leads 1-0**  
 Home: 1-0, Away: 0-0, Neutral: 0-0  
 11-18-10 K-State 76-67 Manhattan

■ Providence

**K-State leads 1-0**  
 Home: 0-0, Away: 0-0, Neutral: 1-0  
 3-12-77 K-State 87-80+ Oklahoma City

■ Purdue

**K-State leads 7-2**  
 Home: 3-0, Away: 2-1, Neutral: 2-1  
 12-6-50 K-State 69-44 West Lafayette  
 12-1-51 K-State 67-51 Manhattan  
 12-9-57 K-State 79-73 West Lafayette  
 12-1-58 K-State 96-83 West Lafayette  
 12-18-70 Purdue 87-68 Lexington, Ky.  
 12-20-87 Purdue 101-72 West Lafayette  
 3-25-88 K-State 73-70+ Pontiac, Mich.  
 11-26-88 K-State 81-77 Manhattan  
 11-24-14 K-State 88-79 Maui, Hawai'i

■ Rider

**K-State leads 1-0**  
 Home: 0-0, Away: 0-0, Neutral: 1-0  
 11-25-07 K-State 82-69 Orlando

■ Robert Morris

**K-State leads 1-0**  
 Home: 1-0, Away: 0-0, Neutral: 0-0  
 11-22-16 K-State 61-40 Manhattan

■ Rockhurst [D-II]

**K-State leads 8-4**  
 Home: 6-2, Away: 2-2, Neutral: 0-0  
 12-19-42 Rockhurst 35-33 Manhattan  
 1-13-43 Rockhurst 37-24 Kansas City  
 12-22-43 K-State 53-38 Manhattan  
 2-19-44 K-State 38-26 Kansas City  
 12-18-44 K-State 65-35 Manhattan  
 1-8-45 K-State 44-38 Kansas City  
 12-8-45 Rockhurst 32-31 Kansas City  
 2-2-46 Rockhurst 31-28 Manhattan  
 1-20-47 K-State 51-44 Manhattan  
 1-21-47 K-State 52-37 Manhattan  
 1-3-49 K-State 50-38 Manhattan  
 12-1-49 K-State 83-34 Manhattan

■ Rutgers

**Series Tied 1-1**  
 Home: 0-1, Away: 1-0, Neutral: 0-0  
 12-28-04 Rutgers 76-66 Manhattan  
 11-15-06 K-State 55-41 Piscataway

■ Sacramento State

**K-State leads 1-0**  
 Home: 1-0, Away: 0-0, Neutral: 0-0  
 11-9-07 K-State 94-63 Manhattan

■ St. Francis [Pa.]

**K-State leads 1-0**  
 Home: 1-0, Away: 0-0, Neutral: 0-0  
 1-17-70 K-State 78-71 Manhattan

■ Saint Mary's [Calif.]

**K-State leads 1-0**  
 Home: 1-0, Away: 0-0, Neutral: 0-0  
 11-13-98 K-State 83-60 Manhattan

■ Saint Mary [Kan.] [NAIA]

**K-State leads 6-1**  
 Home: 3-1, Away: 3-0, Neutral: 0-0  
 2-22-15 Saint Mary 28-26 Manhattan  
 2-22-17 K-State 60-13 Manhattan  
 1-12-18 K-State 42-20 Leavenworth  
 2-1-19 K-State 30-12 Manhattan  
 12-18-26 K-State 46-38 Manhattan  
 12-25-26 K-State 35-16 Leavenworth  
 12-18-29 K-State 36-18 Leavenworth

■ St. John's

**Series Tied 1-1**  
 Home: 1-0, Away: 0-0, Neutral: 0-1  
 12-16-61 K-State 63-50 Manhattan  
 12-10-65 SJU 72-65 Lawrence, Kan.

■ St. Joseph's

**K-State leads 2-1**  
 Home: 0-0, Away: 1-0, Neutral: 1-1  
 1-3-48 K-State 59-44 Philadelphia  
 12-20-58 K-State 68-55 Lawrence, Kan.  
 12-26-85 SJU 65-63 (OT) Portland, Ore.

■ Saint Louis

**Series Tied 10-10**  
 Home: 5-4, Away: 5-6, Neutral: 0-0  
 1-7-29 SJU 39-22 St. Louis  
 2-11-30 SJU 35-28 St. Louis  
 12-13-30 K-State 16-15 St. Louis  
 2-19-31 SJU 26-15 Manhattan  
 12-19-31 SJU 34-28 St. Louis  
 2-9-32 K-State 29-15 Manhattan  
 12-10-32 SJU 29-26 St. Louis  
 2-15-33 K-State 28-24 Manhattan  
 12-14-48 SJU 51-45 St. Louis  
 12-5-59 SJU 67-58 Manhattan  
 12-7-61 K-State 71-60 St. Louis  
 12-8-62 SJU 59-57 Manhattan  
 12-7-63 K-State 68-67 St. Louis  
 12-28-98 K-State 67-63 St. Louis  
 12-1-99 K-State 69-68 Manhattan  
 1-2-03 K-State 65-48 Manhattan  
 1-3-04 SJU 65-64 St. Louis  
 12-29-15 K-State 57-47 Manhattan  
 12-3-16 K-State 84-53 St. Louis  
 12-21-19 SJU 66-63 Kansas City

■ Sam Houston State

**K-State leads 1-0**  
 Home: 1-0, Away: 0-0, Neutral: 0-0  
 12-12-92 K-State 86-53 Manhattan

■ San Diego State

**Series Tied 2-2**  
 Home: 1-0, Away: 0-2, Neutral: 1-0  
 11-27-72 K-State 79-67 Manhattan  
 12-21-73 SDSU 88-75 San Diego  
 11-27-87 K-State 79-68 Fresno, Calif.  
 3-20-09 SDSU 70-52 San Diego

■ San Francisco

**K-State leads 4-2**  
 Home: 2-0, Away: 1-2, Neutral: 1-0  
 12-10-48 USF 55-53 San Francisco  
 12-12-51 USF 55-52 San Francisco  
 12-15-52 K-State 81-60 Manhattan  
 12-13-58 K-State 53-52 San Francisco  
 12-19-59 K-State 83-62 Manhattan  
 3-12-81 K-State 64-60+ Los Angeles

■ Santa Clara

**Santa Clara leads 1-0**  
 Home: 0-0, Away: 0-1, Neutral: 0-0  
 12-11-48 SCU 59-56 Santa Clara

■ Savannah State [D-II]

**K-State leads 4-0**  
 Home: 4-0, Away: 0-0, Neutral: 0-0  
 1-10-04 K-State 92-51 Manhattan  
 1-7-08 K-State 85-25 Manhattan  
 1-3-10 K-State 92-61 Manhattan  
 12-14-14 K-State 73-53 Manhattan

■ Seattle

**Seattle leads 1-0**  
 Home: 0-0, Away: 0-0, Neutral: 0-1  
 3-21-58 Seattle 73-51+ Louisville, Ky.

■ Seton Hall

**Seton Hall leads 1-0**  
 Home: 0-0, Away: 0-1, Neutral: 0-0  
 12-30-40 SHU 34-29 South Orange

■ Siena

**Siena leads 1-0**  
 Home: 0-0, Away: 0-0, Neutral: 0-1  
 3-30-94 Siena 92-79# New York City

■ South Carolina

**USC leads 1-0**  
 Home: 0-0, Away: 0-0, Neutral: 0-1  
 12-29-89 USC 62-60 (OT) El Paso

■ South Carolina State

**K-State leads 1-0**  
 Home: 1-0, Away: 0-0, Neutral: 0-0  
 11-29-15 K-State 68-66 Manhattan

■ South Dakota

**K-State leads 10-0**  
 Home: 10-0, Away: 0-0, Neutral: 0-0  
 11-28-77 K-State 69-52 Manhattan  
 11-27-78 K-State 85-53 Manhattan  
 12-10-79 K-State 91-59 Manhattan  
 12-1-80 K-State 83-50 Manhattan  
 11-30-81 K-State 91-44 Manhattan  
 11-29-86 K-State 95-45 Manhattan  
 1-3-10 K-State 91-69 Manhattan  
 12-31-12 K-State 70-50 Manhattan  
 12-10-13 K-State 64-62 Manhattan  
 11-20-15 K-State 93-72 Manhattan

■ South Dakota State

**K-State leads 3-0**  
 Home: 3-0, Away: 0-0, Neutral: 0-0  
 1-31-59 K-State 91-65 Manhattan  
 12-1-59 K-State 85-52 Manhattan  
 12-3-63 K-State 87-59 Manhattan

■ SE Missouri State

**K-State leads 2-0**  
 Home: 2-0, Away: 0-0, Neutral: 0-0  
 1-16-08 K-State 88-68 Manhattan  
 12-16-17 K-State 89-71 Manhattan

■ Southern Illinois

**K-State leads 7-0**  
 Home: 4-0, Away: 2-0, Neutral: 1-0  
 12-7-64 K-State 61-48 Manhattan  
 2-3-68 K-State 68-67 Carbondale  
 2-3-69 K-State 74-56 Manhattan  
 12-15-79 K-State 75-69 Carbondale  
 12-30-81 K-State 82-53 Manhattan  
 1-3-83 K-State 57-49 Manhattan  
 12-22-11 K-State 83-58 Honolulu

■ SIU-Edwardsville

**K-State leads 3-0**  
 Home: 3-0, Away: 0-0, Neutral: 0-0  
 12-14-78 K-State 91-66 Manhattan  
 12-4-85 K-State 83-55 Manhattan  
 1-11-92 K-State 89-74 Manhattan

■ SMU

**K-State leads 6-2**  
 Home: 3-0, Away: 3-0, Neutral: 0-2  
 12-13-46 SMU 46-36# Kansas City  
 1-10-73 K-State 57-55 Dallas  
 12-3-73 K-State 77-61 Manhattan  
 12-5-74 K-State 64-58 Dallas  
 12-4-76 K-State 103-85 Dallas  
 12-3-77 K-State 76-53 Manhattan  
 12-2-78 K-State 86-83 Dallas  
 12-29-82 SMU 53-50 El Paso

■ Southern Miss

**K-State leads 5-3**  
 Home: 2-2, Away: 1-1, Neutral: 2-0  
 12-17-87 USM 71-69 Manhattan  
 1-11-88 USM 91-89 (OT) Hattiesburg  
 12-28-91 K-State 70-68 Kansas City  
 11-27-93 USM 74-60 Manhattan  
 12-30-93 K-State 84-78 Hattiesburg  
 12-11-08 K-State 74-55 Kansas City  
 3-15-12 K-State 70-64+ Pittsburgh  
 12-19-18 K-State 55-51 Manhattan

■ Southern Utah

**K-State leads 4-0**  
 Home: 4-0, Away: 0-0, Neutral: 0-0  
 1-16-89 K-State 84-75 Manhattan  
 1-9-90 K-State 102-56 Manhattan  
 1-22-92 K-State 84-74 Manhattan  
 11-14-14 K-State 98-68 Manhattan

■ Southwestern [NAIA]

**K-State leads 6-2**  
 Home: 6-0, Away: 0-2, Neutral: 0-0  
 1-17-11 K-State 48-41 Manhattan  
 1-18-11 Southwestern 38-20 Winfield  
 12-14-11 K-State 32-17 Manhattan  
 12-15-11 K-State 42-28 Manhattan  
 1-10-13 K-State 45-24 Manhattan  
 1-15-14 K-State 46-38 Manhattan  
 1-23-37 K-State 59-30 Manhattan  
 12-3-38 Southwestern 23-22 Winfield

■ Springfield College [D-II]

**K-State leads 1-0**  
 Home: 1-0, Away: 0-0, Neutral: 0-0  
 12-21-50 K-State 82-59 Manhattan

■ Stanford

**K-State leads 1-0**  
 Home: 1-0, Away: 0-0, Neutral: 0-0  
 12-18-65 K-State 73-65 Manhattan

■ Stephen F. Austin

**K-State leads 1-0**  
 Home: 1-0, Away: 0-0, Neutral: 0-0  
 11-26-05 K-State 71-54 Manhattan

■ Syracuse

**Syracuse leads 2-1**  
 Home: 1-0, Away: 0-0, Neutral: 0-2  
 12-13-68 K-State 88-68 Manhattan  
 3-22-75 SU 95-87 (OT)+ Providence, R.I.  
 3-17-12 SU 75-59+ Pittsburgh

■ Tampa [D-II]

**K-State leads 1-0**  
 Home: 0-0, Away: 0-0, Neutral: 1-0  
 12-28-85 K-State 69-68 (OT) Portland, Ore.

■ Temple

**Temple leads 2-1**  
 Home: 1-0, Away: 0-0, Neutral: 0-2  
 3-22-58 Temple 67-57+ Louisville, Ky.  
 12-27-91 Temple 65-68 Kansas City  
 1-30-93 K-State 86-63 Manhattan

■ Tennessee

**Tennessee leads 2-0**  
 Home: 0-0, Away: 0-2, Neutral: 0-0  
 12-6-14 Tennessee 65-64 Knoxville  
 1-28-17 Tennessee 70-58 Knoxville

■ Tennessee State

**K-State leads 3-0**  
 Home: 2-0, Away: 0-0, Neutral: 1-0  
 12-29-94 K-State 71-58 Tallahassee, Fla.  
 11-28-00 K-State 69-67 (OT) Manhattan  
 11-27-01 K-State 79-73 Manhattan

■ Tennessee Tech

**K-State leads 2-0**  
 Home: 1-0, Away: 0-0, Neutral: 1-0  
 12-27-85 K-State 89-61 Portland, Ore.  
 11-18-06 K-State 101-79 Manhattan

■ UT-Arlington

**K-State leads 2-0**  
 Home: 1-0, Away: 0-0, Neutral: 1-0  
 12-20-69 K-State 67-62 Fort Worth  
 1-5-89 K-State 83-52 Manhattan

■ Texas-El Paso [UTEP]

**K-State leads 3-1**  
 Home: 1-0, Away: 0-1, Neutral: 2-0  
 12-3-57 K-State 76-31 Manhattan  
 3-13-64 K-State 64-60+ Wichita, Kan.  
 12-17-77 UTEP 67-63 (OT) El Paso  
 12-23-11 K-State 78-70 Honolulu

■ Texas Rio Grande Valley [UTRGV]

**K-State leads 3-0**  
 Home: 2-0, Away: 0-0, Neutral: 1-0  
 12-27-86 K-State 75-68 Las Vegas  
 1-2-01 K-State 69-68 Manhattan  
 12-11-02 K-State 102-68 Manhattan

■ Texas-San Antonio [UTSA]

**K-State leads 4-0**  
 Home: 4-0, Away: 0-0, Neutral: 0-0  
 11-23-91 K-State 103-65 Manhattan  
 11-29-99 K-State 86-75 Manhattan  
 11-18-00 K-State 71-55 Manhattan  
 12-18-04 K-State 73-69 Manhattan

■ Texas A&M

**K-State leads 18-10**  
 Home: 11-1, Away: 3-8, Neutral: 4-1  
 12-3-60 K-State 69-64 Manhattan  
 12-15-67 K-State 82-77 Lawrence, Kan.  
 12-28-90 K-State 83-57 Kansas City  
 12-1-93 K-State 63-54 Manhattan  
 1-25-97 A&M 76-67 College Station  
 2-25-98 K-State 95-80 Manhattan  
 12-10-99 A&M 79-74 College Station  
 3-4-99 K-State 87-76# Kansas City  
 2-23-00 K-State 81-76 Manhattan  
 1-6-01 K-State 53-48 College Station  
 2-12-02 K-State 69-38 Manhattan  
 1-25-03 A&M 79-66 College Station  
 1-21-04 K-State 70-61 Manhattan  
 1-22-05 A&M 65-51 College Station  
 3-10-05 K-State 68-62# Kansas City  
 1-18-06 K-State 58-54 Manhattan



## ■ Texas A&M-Corpus Christi

**K-State leads 1-0**  
**Home: 1-0, Away: 0-0, Neutral: 0-0**  
 12-20-03 K-State 89-50 \_\_\_\_\_ Manhattan

## ■ Texas Southern

**K-State leads 2-1**  
**Home: 2-1, Away: 0-0, Neutral: 0-0**  
 11-26-10 K-State 84-60 \_\_\_\_\_ Manhattan  
 12-18-12 K-State 78-69 \_\_\_\_\_ Manhattan  
 12-28-14 TSU 58-56 \_\_\_\_\_ Manhattan

## ■ Texas State

**K-State leads 2-0**  
**Home: 1-0, Away: 0-0, Neutral: 1-0**  
 12-6-86 K-State 98-83 \_\_\_\_\_ Manhattan  
 12-17-93 K-State 59-58 \_\_\_\_\_ Honolulu

## ■ Toledo

**Toledo leads 1-0**  
**Home: 0-0, Away: 0-0, Neutral: 0-1**  
 11-24-02 Toledo 58-50 \_\_\_\_\_ St. Thomas, V.I.

## ■ Troy

**K-State leads 2-0**  
**Home: 2-0, Away: 0-0, Neutral: 0-0**  
 11-16-01 K-State 64-60 \_\_\_\_\_ Manhattan  
 12-15-13 K-State 72-43 \_\_\_\_\_ Manhattan

## ■ Truman State <sup>[D-II]</sup>

**K-State leads 3-0**  
**Home: 3-0, Away: 0-0, Neutral: 0-0**  
 1-9-74 K-State 76-54 \_\_\_\_\_ Manhattan  
 12-20-75 K-State 99-69 \_\_\_\_\_ Manhattan  
 12-10-84 K-State 58-48 \_\_\_\_\_ Manhattan

## ■ Tulane

**Series Tied 2-2**  
**Home: 1-0, Away: 0-1, Neutral: 1-1**  
 1-11-75 Tulane 71-57 \_\_\_\_\_ New Orleans  
 1-10-76 K-State 81-69 \_\_\_\_\_ Manhattan  
 3-18-93 Tulane 55-53+ \_\_\_\_\_ Orlando, Fla.  
 12-28-13 K-State 72-41 \_\_\_\_\_ Brooklyn, N.Y.

## ■ Tulsa

**Tulsa leads 7-2**  
**Home: 2-3, Away: 0-4, Neutral: 0-0**  
 12-4-65 Tulsa 70-63 \_\_\_\_\_ Manhattan  
 12-9-67 Tulsa 62-58 \_\_\_\_\_ Tulsa  
 12-7-68 Tulsa 66-63 \_\_\_\_\_ Manhattan  
 12-9-72 Tulsa 89-79 \_\_\_\_\_ Tulsa  
 12-14-89 K-State 75-69 \_\_\_\_\_ Manhattan  
 12-12-90 Tulsa 72-61 \_\_\_\_\_ Tulsa  
 12-9-17 Tulsa 61-54 \_\_\_\_\_ Wichita  
 12-8-18 Tulsa 47-46 \_\_\_\_\_ Tulsa  
 12-29-19 K-State 69-67 \_\_\_\_\_ Manhattan

## ■ UCF

**K-State leads 2-0**  
**Home: 1-0, Away: 0-0, Neutral: 1-0**  
 1-6-03 K-State 71-59 \_\_\_\_\_ Manhattan  
 11-23-07 K-State 73-71 \_\_\_\_\_ Orlando

## ■ UCLA

**UCLA leads 4-0**  
**Home: 3-0, Away: 0-0, Neutral: 0-2**  
 12-4-54 UCLA 86-87 \_\_\_\_\_ Los Angeles  
 12-9-60 UCLA 83-73 \_\_\_\_\_ Los Angeles  
 12-13-63 UCLA 78-75 \_\_\_\_\_ Lawrence, Kan.  
 3-20-64 UCLA 90-84+ \_\_\_\_\_ Kansas City

## ■ UMBC <sup>[Maryland-Baltimore County]</sup>

**K-State leads 1-0**  
**Home: 0-0, Away: 0-0, Neutral: 1-0**  
 3-18-18 K-State 50-43+ \_\_\_\_\_ Charlotte

## ■ UMES <sup>[Maryland-Eastern Shore]</sup>

**K-State leads 3-0**  
**Home: 3-0, Away: 0-0, Neutral: 0-0**  
 12-19-06 K-State 79-58 \_\_\_\_\_ Manhattan  
 11-22-11 K-State 92-50 \_\_\_\_\_ Manhattan  
 11-13-15 K-State 80-53 \_\_\_\_\_ Manhattan

## ■ UNC-Asheville

**K-State leads 1-0**  
**Home: 1-0, Away: 0-0, Neutral: 0-0**  
 11-26-96 K-State 80-54 \_\_\_\_\_ Manhattan

## ■ UNLV

**UNLV leads 5-3**  
**Home: 1-2, Away: 2-2, Neutral: 0-1**  
 1-4-82 K-State 82-65 \_\_\_\_\_ Manhattan  
 12-17-83 UNLV 84-78 \_\_\_\_\_ Las Vegas  
 12-28-84 UNLV 77-68 \_\_\_\_\_ Las Vegas  
 3-14-87 UNLV 80-61+ \_\_\_\_\_ Salt Lake City  
 12-12-09 K-State 95-80 \_\_\_\_\_ Las Vegas  
 12-21-10 UNLV 63-59 \_\_\_\_\_ Kansas City  
 11-9-19 K-State 60-56 (OT) \_\_\_\_\_ Las Vegas  
 12-5-20 UNLV 68-58 \_\_\_\_\_ Manhattan

## ■ USC

**K-State leads 4-1**  
**Home: 1-0, Away: 1-0, Neutral: 2-1**  
 12-10-60 K-State 65-57 \_\_\_\_\_ Los Angeles  
 12-14-63 K-State 82-58 \_\_\_\_\_ Manhattan  
 12-4-75 USC 81-80 \_\_\_\_\_ Nashville  
 12-22-06 K-State 68-55 \_\_\_\_\_ Las Vegas  
 3-20-08 K-State 80-67+ \_\_\_\_\_ Omaha, Neb.

## ■ USC Upstate

**K-State leads 2-0**  
**Home: 2-0, Away: 0-0, Neutral: 0-0**  
 12-2-12 K-State 72-53 \_\_\_\_\_ Manhattan  
 12-5-17 K-State 86-49 \_\_\_\_\_ Manhattan

## ■ U.S. International

**K-State leads 2-0**  
(No longer sponsors athletics.)  
**Home: 2-0, Away: 0-0, Neutral: 0-0**  
 12-20-80 K-State 76-45 \_\_\_\_\_ Manhattan  
 12-1-83 K-State 83-62 \_\_\_\_\_ Manhattan

## ■ Utah

**K-State leads 2-1**  
**Home: 1-0, Away: 1-0, Neutral: 0-1**  
 12-4-72 K-State 65-59 \_\_\_\_\_ Salt Lake City  
 12-1-73 K-State 87-82 \_\_\_\_\_ Manhattan  
 11-26-83 Utah 63-53 \_\_\_\_\_ Rosemont, Ill.

## ■ Utah State

**K-State leads 5-0**  
**Home: 3-0, Away: 1-0, Neutral: 1-0**  
 1-3-50 K-State 70-45 \_\_\_\_\_ Manhattan  
 12-9-50 K-State 66-56 \_\_\_\_\_ Manhattan  
 12-31-87 K-State 81-69 \_\_\_\_\_ Logan  
 11-30-88 K-State 86-67 \_\_\_\_\_ Manhattan  
 3-17-11 K-State 73-68+ \_\_\_\_\_ Tucson, Ariz.

## ■ Vanderbilt

**K-State leads 7-4**  
**Home: 5-0, Away: 2-3, Neutral: 0-1**  
 12-21-68 Vanderbilt 92-80 \_\_\_\_\_ Nashville  
 12-15-69 K-State 91-78 \_\_\_\_\_ Manhattan  
 12-14-70 K-State 81-74 \_\_\_\_\_ Manhattan  
 11-27-76 K-State 89-66 \_\_\_\_\_ Manhattan  
 12-5-77 K-State 69-55 \_\_\_\_\_ Nashville  
 12-20-86 Vanderbilt 79-72 \_\_\_\_\_ Nashville  
 12-10-88 K-State 71-62 \_\_\_\_\_ Manhattan  
 12-9-89 Vanderbilt 91-81 \_\_\_\_\_ Nashville  
 3-28-94 Vanderbilt 82-76# \_\_\_\_\_ New York  
 12-13-17 K-State 84-79 \_\_\_\_\_ Nashville  
 12-22-18 K-State 69-58 \_\_\_\_\_ Kansas City

## ■ Vermont

**K-State leads 1-0**  
**Home: 1-0, Away: 0-0, Neutral: 0-0**  
 3-14-07 K-State 59-57# \_\_\_\_\_ Manhattan

## ■ Villanova

**Villanova leads 1-0**  
**Home: 0-0, Away: 0-1, Neutral: 0-0**  
 12-27-40 Villanova 51-34 \_\_\_\_\_ Philadelphia

## ■ VCU

**K-State leads 1-0**  
**Home: 1-0, Away: 0-0, Neutral: 0-0**  
 12-20-97 K-State 76-70 \_\_\_\_\_ Manhattan

## ■ Virginia Tech

**K-State leads 2-0**  
**Home: 1-0, Away: 1-0, Neutral: 0-0**  
 11-16-10 K-State 73-57 \_\_\_\_\_ Manhattan  
 12-4-11 K-State 69-61 \_\_\_\_\_ Blacksburg

## ■ Wagner

**K-State leads 2-0**  
**Home: 2-0, Away: 0-0, Neutral: 0-0**  
 12-29-07 K-State 101-59 \_\_\_\_\_ Manhattan  
 12-30-08 K-State 82-53 \_\_\_\_\_ Manhattan

## ■ Wake Forest

**K-State leads 1-0**  
**Home: 0-0, Away: 0-0, Neutral: 1-0**  
 3-14-17 K-State 95-88+ \_\_\_\_\_ Dayton, Ohio

## ■ Washburn <sup>[D-II]</sup>

**K-State leads 27-13**  
**Home: 16-5, Away: 11-6, Neutral: 0-2**  
 12-9-05 Washburn 43-22 \_\_\_\_\_ Glasco, Kan.  
 3-16-06 Washburn 25-18 \_\_\_\_\_ Topeka  
 12-13-08 Washburn 30-26 \_\_\_\_\_ Manhattan  
 3-4-08 Washburn 36-29 \_\_\_\_\_ Topeka  
 2-19-10 K-State 100-5 \_\_\_\_\_ Manhattan  
 2-15-11 Washburn 32-23 \_\_\_\_\_ Manhattan  
 3-4-11 K-State 36-23 \_\_\_\_\_ Topeka  
 2-1-12 K-State 38-27 \_\_\_\_\_ Manhattan  
 2-2-12 K-State 29-25 \_\_\_\_\_ Manhattan  
 2-23-12 K-State 38-26 \_\_\_\_\_ Topeka  
 2-24-12 K-State 33-32 \_\_\_\_\_ Topeka  
 2-5-13 K-State 48-20 \_\_\_\_\_ Manhattan  
 2-22-13 K-State 41-25 \_\_\_\_\_ Topeka  
 1-27-14 Washburn 27-19 \_\_\_\_\_ Manhattan  
 2-7-14 Washburn 28-24 \_\_\_\_\_ Topeka  
 1-15-15 K-State 25-23 \_\_\_\_\_ Manhattan  
 2-20-15 Washburn 48-28 \_\_\_\_\_ Topeka  
 1-14-16 K-State 66-10 \_\_\_\_\_ Manhattan  
 1-13-17 K-State 71-5 \_\_\_\_\_ Manhattan  
 1-25-17 K-State 49-16 \_\_\_\_\_ Topeka  
 1-11-19 K-State 36-20 \_\_\_\_\_ Manhattan  
 12-20-30 K-State 34-28 \_\_\_\_\_ Topeka  
 12-14-31 K-State 29-24 \_\_\_\_\_ Topeka  
 12-5-35 K-State 58-38 \_\_\_\_\_ Manhattan  
 12-17-35 K-State 29-28 \_\_\_\_\_ Topeka  
 12-6-40 K-State 33-15 \_\_\_\_\_ Manhattan  
 12-10-40 K-State 73-29 \_\_\_\_\_ Topeka  
 12-15-41 K-State 48-29 \_\_\_\_\_ Manhattan  
 12-10-42 Washburn 40-32 \_\_\_\_\_ Topeka  
 2-1-43 K-State 53-20 \_\_\_\_\_ Manhattan  
 12-13-43 K-State 34-31 \_\_\_\_\_ Manhattan  
 12-30-43 Washburn 33-28 \_\_\_\_\_ Kansas City  
 2-4-44 Washburn 51-37 \_\_\_\_\_ Manhattan  
 12-11-44 Washburn 33-29 \_\_\_\_\_ Topeka  
 2-3-45 K-State 61-48 \_\_\_\_\_ Manhattan  
 12-4-45 K-State 46-31 \_\_\_\_\_ Topeka  
 12-11-45 Washburn 42-38 \_\_\_\_\_ Manhattan  
 12-2-46 K-State 47-27 \_\_\_\_\_ Manhattan  
 12-30-46 K-State 42-40 \_\_\_\_\_ Topeka  
 11-18-98 K-State 76-60 \_\_\_\_\_ Manhattan

## ■ Washington

**K-State leads 9-6**  
**Home: 5-1, Away: 3-5, Neutral: 1-0**  
 12-18-53 K-State 74-64 \_\_\_\_\_ Seattle  
 12-19-53 K-State 87-76 \_\_\_\_\_ Seattle  
 12-29-53 K-State 81-75 \_\_\_\_\_ Kansas City  
 12-18-54 K-State 81-74 \_\_\_\_\_ Manhattan  
 12-17-55 K-State 81-69 \_\_\_\_\_ Manhattan  
 12-19-41 Washington 45-32 \_\_\_\_\_ Seattle  
 12-21-57 K-State 70-63 \_\_\_\_\_ Manhattan  
 12-18-64 K-State 73-66 \_\_\_\_\_ Seattle  
 12-19-64 Washington 71-62 \_\_\_\_\_ Seattle  
 12-21-70 Washington 64-51 \_\_\_\_\_ Manhattan  
 12-17-71 Washington 96-90 \_\_\_\_\_ Seattle  
 12-18-71 Washington 75-66 \_\_\_\_\_ Seattle  
 12-16-72 K-State 71-64 \_\_\_\_\_ Manhattan  
 12-17-95 K-State 63-62 \_\_\_\_\_ Manhattan  
 12-9-95 Washington 74-60 \_\_\_\_\_ Seattle

## ■ Washington-St. Louis <sup>[D-III]</sup>

**K-State leads 21-6**  
**Home: 13-2, Away: 8-4, Neutral: 0-0**  
 2-20-14 WashU 20-17 \_\_\_\_\_ St. Louis  
 2-21-14 K-State 22-21 \_\_\_\_\_ St. Louis  
 2-5-15 K-State 35-18 \_\_\_\_\_ Manhattan  
 2-6-15 K-State 46-12 \_\_\_\_\_ Manhattan  
 2-2-16 K-State 45-13 \_\_\_\_\_ Manhattan  
 2-3-16 K-State 36-17 \_\_\_\_\_ Manhattan  
 3-3-16 K-State 29-20 \_\_\_\_\_ St. Louis  
 3-4-16 K-State 24-18 \_\_\_\_\_ St. Louis  
 2-9-17 K-State 34-17 \_\_\_\_\_ Manhattan  
 2-10-17 K-State 46-17 \_\_\_\_\_ Manhattan  
 3-2-17 K-State 42-21 \_\_\_\_\_ St. Louis  
 3-3-17 K-State 33-20 \_\_\_\_\_ St. Louis  
 2-8-18 K-State 46-30 \_\_\_\_\_ Manhattan  
 2-9-18 K-State 40-31 \_\_\_\_\_ Manhattan  
 1-4-22 K-State 28-18 \_\_\_\_\_ Manhattan  
 1-13-23 WashU 21-13 \_\_\_\_\_ St. Louis  
 1-20-23 WashU 21-19 \_\_\_\_\_ Manhattan  
 2-23-24 WashU 28-24 \_\_\_\_\_ St. Louis  
 2-27-24 K-State 33-30 \_\_\_\_\_ Manhattan  
 3-3-25 K-State 37-26 \_\_\_\_\_ St. Louis  
 3-7-25 K-State 34-21 \_\_\_\_\_ Manhattan  
 2-6-26 K-State 20-17 \_\_\_\_\_ St. Louis  
 2-19-26 K-State 26-24 \_\_\_\_\_ Manhattan  
 1-7-28 WashU 29-19 \_\_\_\_\_ Manhattan  
 3-3-28 WashU 35-21 \_\_\_\_\_ St. Louis  
 1-8-29 K-State 30-29 \_\_\_\_\_ St. Louis  
 12-12-30 K-State 35-22 \_\_\_\_\_ Manhattan

## ■ Washington State

**K-State leads 6-2**  
**Home: 4-0, Away: 2-2, Neutral: 0-0**  
 12-20-41 WSU 47-22 \_\_\_\_\_ Pullman  
 12-22-49 K-State 63-39 \_\_\_\_\_ Manhattan  
 11-27-04 K-State 62-53 \_\_\_\_\_ Manhattan  
 12-3-05 WSU 58-57 \_\_\_\_\_ Pullman  
 12-5-09 K-State 86-69 \_\_\_\_\_ Manhattan  
 12-3-10 K-State 63-58 \_\_\_\_\_ Pullman  
 12-10-16 K-State 70-56 \_\_\_\_\_ Kansas City  
 12-20-17 K-State 68-65 \_\_\_\_\_ Spokane

## ■ West Texas A&M <sup>[D-II]</sup>

**K-State leads 1-0**  
**Home: 1-0, Away: 0-0, Neutral: 0-0**  
 12-19-94 K-State 77-44 \_\_\_\_\_ Manhattan

## ■ Western Carolina

**Series Tied 1-1**  
**Home: 1-1, Away: 0-0, Neutral: 0-0**  
 11-14-97 K-State 93-74 \_\_\_\_\_ Manhattan  
 12-19-01 WCU 64-66 \_\_\_\_\_ Manhattan

## ■ Western Illinois

**K-State leads 4-0**  
**Home: 4-0, Away: 0-0, Neutral: 0-0**  
 1-9-82 K-State 67-57 \_\_\_\_\_ Manhattan  
 11-17-07 K-State 77-64 \_\_\_\_\_ Manhattan  
 11-15-09 K-State 82-50 \_\_\_\_\_ Manhattan  
 11-11-16 K-State 82-55 \_\_\_\_\_ Manhattan

## ■ Western Kentucky

**K-State leads 3-0**  
**Home: 2-0, Away: 1-0, Neutral: 0-0**  
 1-2-90 K-State 75-51 \_\_\_\_\_ Manhattan  
 3-18-92 K-State 85-74 \_\_\_\_\_ Manhattan  
 2-15-94 K-State 71-68 \_\_\_\_\_ Bowling Green

## ■ Wichita State

**K-State leads 21-11**  
**Home: 14-2, Away: 5-9, Neutral: 2-0**  
 12-17-32 WSU 29-27 \_\_\_\_\_ Wichita  
 1-8-35 WSU 50-34 \_\_\_\_\_ Wichita  
 12-26-46 K-State 48-41 \_\_\_\_\_ Wichita  
 2-24-47 K-State 60-41 \_\_\_\_\_ Manhattan  
 12-12-50 K-State 73-42 \_\_\_\_\_ Manhattan  
 3-14-64 K-State 94-86+ \_\_\_\_\_ Wichita  
 12-12-69 K-State 81-69 \_\_\_\_\_ Manhattan  
 12-13-69 WSU 77-73 \_\_\_\_\_ Wichita  
 12-11-70 WSU 64-51 \_\_\_\_\_ Wichita  
 12-12-70 K-State 75-74 \_\_\_\_\_ Manhattan  
 12-11-71 K-State 89-73 \_\_\_\_\_ Manhattan  
 12-22-71 WSU 69-66 (OT) \_\_\_\_\_ Wichita  
 1-6-86 K-State 77-60 \_\_\_\_\_ Manhattan  
 12-13-86 WSU 63-60 \_\_\_\_\_ Wichita  
 1-12-87 K-State 79-67 \_\_\_\_\_ Manhattan  
 1-19-88 K-State 58-47 \_\_\_\_\_ Manhattan  
 2-19-89 K-State 73-71 (OT) \_\_\_\_\_ Wichita  
 1-20-90 K-State 83-62 \_\_\_\_\_ Manhattan  
 1-7-91 K-State 67-66 \_\_\_\_\_ Wichita  
 1-15-92 K-State 72-50 \_\_\_\_\_ Manhattan  
 12-21-92 WSU 74-61 \_\_\_\_\_ Wichita  
 1-12-94 K-State 71-55 \_\_\_\_\_ Manhattan  
 1-3-95 WSU 75-51 \_\_\_\_\_ Wichita  
 1-2-96 K-State 70-64 \_\_\_\_\_ Manhattan  
 12-3-96 WSU 74-59 \_\_\_\_\_ Manhattan  
 12-10-97 K-State 90-83 (OT) \_\_\_\_\_ Wichita  
 12-8-98 K-State 64-47 \_\_\_\_\_ Manhattan  
 11-21-00 WSU 76-66 \_\_\_\_\_ Wichita  
 12-5-01 WSU 65-56 \_\_\_\_\_ Manhattan  
 12-7-02 K-State 79-66 \_\_\_\_\_ Wichita  
 12-10-03 K-State 54-50 \_\_\_\_\_ Manhattan  
 12-5-21 K-State 65-59 \_\_\_\_\_ Wichita

## ■ William Jewell <sup>[D-II]</sup>

**K-State leads 1-0**  
**Home: 1-0, Away: 0-0, Neutral: 0-0**  
 2-6-11 K-State 21-13 \_\_\_\_\_ Manhattan

## ■ William & Mary

**K-State leads 1-0**  
**Home: 1-0, Away: 0-0, Neutral: 0-0**  
 11-11-06 K-State 70-60 \_\_\_\_\_ Manhattan

## ■ Winston-Salem State <sup>[D-III]</sup>

**K-State leads 1-0**  
**Home: 1-0, Away: 0-0, Neutral: 0-0**  
 12-22-07 K-State 90-48 \_\_\_\_\_ Manhattan

## ■ Wisconsin

**Wisconsin leads 4-2**  
**Home: 2-0, Away: 0-2, Neutral: 0-0**  
 12-6-49 Wisconsin 56-48 \_\_\_\_\_ Madison  
 12-18-50 K-State 77-58 \_\_\_\_\_ Manhattan  
 12-4-82 Wisconsin 64-52 \_\_\_\_\_ Madison  
 12-10-83 K-State 71-64 \_\_\_\_\_ Manhattan  
 3-22-08 Wisconsin 72-55+ \_\_\_\_\_ Omaha, Neb.  
 3-19-11 Wisconsin 70-65+ \_\_\_\_\_ Tucson, Ariz.

## ■ Wisconsin-Parkside <sup>[D-III]</sup>

**K-State leads 4-0**  
**Home: 4-0, Away: 0-0, Neutral: 0-0**  
 12-8-79 K-State 90-77 \_\_\_\_\_ Manhattan  
 12-18-80 K-State 72-58 \_\_\_\_\_ Manhattan  
 12-12-81 K-State 83-63 \_\_\_\_\_ Manhattan  
 11-29-94 K-State 92-75 \_\_\_\_\_ Manhattan

## ■ Wyoming

**K-State leads 8-3**  
**Home: 4-0, Away: 2-3, Neutral: 2-0**  
 12-3-37 Wyoming 30-43 \_\_\_\_\_ Laramie  
 12-22-45 Wyoming 27-43 \_\_\_\_\_ Laramie  
 12-24-45 Wyoming 33-62 \_\_\_\_\_ Laramie  
 3-19-48 K-State 58-48+ \_\_\_\_\_ Kansas City  
 12-12-53 K-State 76-69 \_\_\_\_\_ Manhattan  
 12-1-54 K-State 70-50 \_\_\_\_\_ Manhattan  
 2-13-56 K-State 78-74 \_\_\_\_\_ Laramie  
 12-5-90 K-State 81-68 \_\_\_\_\_ Manhattan  
 1-2-92 K-State 71-65 \_\_\_\_\_ Laramie  
 12-3-03 K-State 80-67 \_\_\_\_\_ Manhattan  
 12-11-04 K-State 64-61 \_\_\_\_\_ Casper, Wyo.

## ■ Xavier

**Series Tied 4-4**  
**Home: 2-0, Away: 0-2, Neutral: 2-2**  
 12-2-61 K-State 75-67 \_\_\_\_\_ Lexington, Ky.  
 3-16-90 Xavier 79-87+ \_\_\_\_\_ Indianapolis  
 12-20-95 K-State 73-67 \_\_\_\_\_ Manhattan  
 12-29-96 Xavier 54-95 \_\_\_\_\_ Cincinnati  
 1-3-07 Xavier 66-76 \_\_\_\_\_ Cincinnati  
 12-31-07 Xavier 103-77 \_\_\_\_\_ Cincinnati  
 12-8-09 K-State 71-56 \_\_\_\_\_ Manhattan  
 3-25-10 K-State 101-96 (2 OTs)+ \_\_\_\_\_ Salt Lake City

## ■ Yale

**K-State leads 1-0**  
**Home: 0-0, Away: 0-0, Neutral: 1-0**  
 12-29-52 K-State 79-70 \_\_\_\_\_ Kansas City

## KEY

\*Only includes official games (i.e. no exhibitions)  
 # later forfeited  
 + NCAA Tournament  
 # NIT  
 % Big 6/7/8 Holiday Tournament  
 ^ Big 8/12 Championship



**Overall [177-114]**

Total Tournaments: 86

Tournament Titles: 16

- 1947 Big Seven Holiday Tournament
- 1950 Big Seven Holiday Tournament
- 1952 Big Seven Holiday Tournament
- 1958 Big Eight Holiday Tournament
- 1960 Big Eight Holiday Tournament
- 1961 Big Eight Holiday Tournament
- 1963 Big Eight Holiday Tournament
- 1969 Texas Classic
- 1987 Sun Met Classic
- 1990 BMA Holiday Classic
- 1993 Hawaii Nike Festival
- 1994 Capital City Classic
- 1995 Otis Spunkmeyer Classic
- 2006 Las Vegas Holiday Classic
- 2011 Diamond Head Classic
- 2018 Paradise Jam

**■ Barclays Center Classic [3-1]**

Brooklyn, N.Y. // Barclays Center

<b>2016 - Runner-up</b>		
11/20/2016	*HAMPTON	W, 89-67
11/22/2016	*ROBERT MORRIS	W, 61-40
11/25/2016	vs. Boston College	W, 72-54
11/26/2016	vs. Maryland	L, 68-69

**■ Battle in Seattle [0-1]**

Seattle, Wash. // Key Arena

<b>2012</b>		
12/15/2012	vs. #14 Gonzaga	L, 52-68

**■ Big 6/7/8 Holiday Tournament [68-31]**

Kansas City, Mo. // Municipal Auditorium

<b>1946</b>		
12/12/1946	vs. Oklahoma	W, 59-55
12/13/1946	vs. SMU	L, 36-46
12/14/1946	vs. Arkansas	W, 56-41

**1947 - Champions**

12/18/1947	vs. Oklahoma	W, 55-48
12/19/1947	vs. Kansas	W, 56-42
12/20/1947	vs. Oklahoma State	W, 50-43

**1948**

12/27/1948	vs. Nebraska	W, 48-34
12/29/1948	vs. Kansas	L, 46-60
12/30/1948	vs. Iowa State	L, 52-56

**1949**

12/27/1949	vs. Kansas	W, 58-48
12/29/1949	vs. Oklahoma	L, 50-55
12/30/1949	vs. Colorado	W, 59-46

**1950 - Champions**

12/28/1950	vs. Oklahoma	W, 55-53
12/29/1950	vs. Nebraska	W, 72-53
12/30/1950	vs. Minnesota	W, 70-62

**1951**

12/27/1951	vs. Nebraska	W, 87-67
12/28/1951	vs. Kansas	L, 88-90 [OT]
12/29/1951	vs. Oklahoma	W, 84-69

**1952 - Champions**

12/27/1952	vs. Oklahoma	W, 93-69
12/29/1952	vs. Yale	W, 79-70
12/30/1952	vs. Kansas	W, 93-87

**1953**

12/26/1953	vs. Nebraska	L, 74-78
12/29/1953	vs. Washington	W, 81-75
12/30/1953	vs. Iowa State	W, 98-77

**1954 - Runner-up**

12/28/1954	vs. California	W, 88-75
12/29/1954	vs. Iowa State	W, 70-60
12/30/1954	vs. Missouri	L, 71-89

**1955**

12/27/1955	vs. Iowa State	L, 71-79
12/29/1955	vs. Oklahoma	W, 86-64
12/30/1955	vs. Nebraska	W, 79-51

**1956**

12/26/1956	vs. Oklahoma	L, 64-67
12/28/1956	vs. Iowa State	L, 64-74
12/30/1956	vs. Missouri	W, 79-75 [OT]

**1957 - Runner-up**

12/27/1957	vs. Missouri	W, 60-51
12/28/1957	vs. Nebraska	W, 88-57
12/30/1957	vs. Kansas	L, 65-79

**1958 - Champions**

12/26/1958	vs. Missouri	W, 69-66
12/29/1958	vs. Oklahoma	W, 73-59
12/30/1958	vs. Colorado	W, 67-66

**1959**

12/26/1959	vs. Iowa State	L, 73-74 [OT]
12/29/1959	vs. Nebraska	W, 71-63
12/30/1959	vs. Oklahoma State	W, 52-49

**1960 - Champions**

12/26/1960	vs. Oklahoma State	W, 62-56
12/28/1960	vs. Oklahoma	W, 73-52
12/29/1960	vs. Kansas	W, 69-66 [OT]

**1961 - Champions**

12/27/1961	vs. Nebraska	W, 60-48
12/29/1961	vs. Missouri	W, 62-57
12/30/1961	vs. Iowa State	W, 69-67

**1962 - Runner-up**

12/27/1962	vs. Missouri	W, 61-43
12/28/1962	vs. Oklahoma State	W, 52-44
12/29/1962	vs. Kansas	L, 88-90 [4 OTs]

**1963 - Champions**

12/26/1963	vs. Nebraska	W, 100-78
12/28/1963	vs. Missouri	W, 84-67
12/30/1963	vs. Oklahoma State	W, 58-55

**1964**

12/26/1964	vs. Oklahoma	W, 75-65
12/29/1964	vs. Kansas	L, 52-54
12/30/1964	vs. Missouri	W, 90-62

**1965**

12/28/1965	vs. Kansas	L, 63-69
12/29/1965	vs. Colorado	W, 87-67
12/30/1965	vs. Missouri	W, 90-70

**1966**

12/27/1966	vs. Nebraska	W, 98-81
12/28/1966	vs. Iowa State	L, 67-78
12/30/1966	vs. Oklahoma	W, 102-76

**1967 - Runner-up**

12/27/1967	vs. Missouri	W, 71-61
12/29/1967	vs. Colorado	W, 74-69
12/30/1967	vs. Nebraska	L, 62-66

**1968**

12/27/1968	vs. Iowa State	W, 79-66
12/28/1968	vs. Oklahoma State	L, 52-60
12/30/1968	vs. Colorado	L, 75-78

**1969**

12/26/1969	vs. Oklahoma State	W, 51-49
12/29/1969	vs. Oklahoma	L, 67-72
12/30/1969	vs. Missouri	W, 64-58

**1970**

12/28/1970	vs. Colorado	L, 56-59
12/29/1970	vs. Oklahoma State	W, 67-64
12/30/1970	vs. Oklahoma	L, 52-83

**1971 - Runner-up**

12/28/1971	vs. Oklahoma	W, 62-60
12/29/1971	vs. Iowa State	W, 92-75
12/30/1971	vs. Missouri	L, 58-67

**1972 - Runner-up**

12/28/1972	vs. Kansas	W, 91-70
12/29/1972	vs. Iowa State	W, 68-65
12/30/1972	vs. Missouri	L, 72-82

**1973**

12/27/1973	vs. Nebraska	W, 68-47
12/28/1973	vs. Iowa State	L, 55-61
12/29/1973	vs. Colorado	W, 84-82

**1974**

12/27/1974	vs. Missouri	W, 84-67
12/28/1974	vs. Iowa State	L, 64-82
12/30/1974	vs. Nebraska	W, 80-63

**1975**

12/26/1975	vs. Iowa State	W, 81-67
12/29/1975	vs. Missouri	L, 66-86
12/30/1975	vs. Colorado	W, 60-55

**1976**

12/27/1976	vs. Oklahoma State	W, 74-56
12/29/1976	vs. Kansas	L, 64-81
12/30/1976	vs. Colorado	W, 62-55

**1977 - Runner-up**

12/27/1977	vs. Colorado	W, 82-72
12/29/1977	vs. Nebraska	W, 69-60
12/30/1977	vs. Kansas	L, 62-67

**1978**

12/28/1978	vs. Oklahoma	L, 61-62
12/29/1978	vs. Iowa State	L, 61-62
12/30/1978	vs. Missouri	W, 75-62

**■ Big 12/BIG EAST Battle [0-2]**

Campus Locations Change Yearly

<b>2019</b>		
12/7/2019	MARQUETTE	L, 65-73

<b>2021</b>		
12/8/2021	MARQUETTE	L, 63-64

**■ Big 12/Pac-10 Hardwood Series [2-2]**

Campus Locations Change Annually

<b>2007</b>		
11/29/2007	OREGON	L, 77-80 [OT]

<b>2008</b>		
12/7/2008	at Oregon	L, 70-75

<b>2009</b>		
12/5/2009	WASHINGTON STATE	W, 86-69

<b>2010</b>		
12/3/2010	at Washington State	W, 63-58

**■ Big 12/SEC Challenge [3-6]**

Campus Locations Change Annually

<b>2013</b>		
12/5/2013	OLE MISS	W, 61-58

<b>2014</b>		
12/6/2014	at Tennessee	L, 64-65

<b>2016</b>		
1/30/2016	OLE MISS	W, 69-64

<b>2017</b>		
1/28/2017	at Tennessee	L, 58-70

<b>2018</b>		
1/27/2018	GEORGIA	W, 56-51

<b>2019</b>		
1/26/2019	at Texas A&M	L, 53-65

<b>2020</b>		
1/25/2020	at Alabama	L, 74-77

<b>2021</b>		
1/30/21	Texas A&M	L, 61-68

<b>2022</b>		
1/29/22	at Ole Miss	L, 56-67

**■ BMA Holiday Classic [3-1]**

Kansas City, Mo. // Kemper Arena

<b>1990</b>		
12/28/1990	vs. Texas A&M	W, 83-57
12/29/1990	vs. Murray State	W, 67-50

<b>1991</b>		
12/27/1991	vs. Temple	L, 65-68
12/28/1991	vs. Southern Miss	W, 79-68

<b>1992</b>		
12/27/1992	vs. Temple	L, 65-68
12/28/1992	vs. Southern Miss	W, 79-68

**■ Brooklyn Hoops Winter Festival [1-0]**

Brooklyn, N.Y. // Barclays Center

<b>2013</b>		
12/28/2013	vs. Tulane	W, 72-41

**■ Capital City Classic [2-0]**

Tallahassee, Fla. // Tucker Civic Center

<b>1994</b>		
12/28/1990	vs. Texas A&M	W, 83-57
12/29/1990	vs. Murray State	W, 67-50

<b>1995</b>		
12/28/1995	vs. Texas A&M	W, 83-57
12/29/1995	vs. Murray State	W, 67-50

<b>1996</b>		
12/28/1996	vs. Texas A&M	W, 83-57
12/29/1996	vs. Murray State	W, 67-50

**■ Hall of Fame Classic [6-4]**

Kansas City, Mo. // T-Mobile Center

<b>2010 - Runner-up</b>		
11/12/2010	*JAMES MADISON	W, 75-61
11/18/2010	*PRESBYTERIAN	W, 76-67
11/22/2010	vs. #18 Gonzaga	W,



### ■ Little Apple Classic [0-2]

Manhattan, Kan. // Bramlage Coliseum

2020		
11/25/2020	vs. Drake	L, 70-80
11/27/2020	vs. Colorado	L, 58-76

### ■ Maui Invitational [4-5]

Maui, Hawaii // Lahaina Civic Center

1985		
11/22/1985	vs. Chaminade	W, 68-56
11/23/1985	vs. Michigan	L, 58-80
1998		
12/23/1998	vs. Indiana	L, 70-71
12/24/1998	vs. Arizona State	W, 84-80 [OT]
12/25/1998	vs. Clemson	L, 45-79
2014		
11/17/2014	*UMKC	W, 83-73
11/24/2014	vs. Purdue	W, 88-79
11/25/2014	vs. #3 Arizona	L, 68-72
11/26/2014	vs. Pittsburgh	L, 47-70

### ■ Michigan State Tournament [1-1]

East Lansing, Mich. // Jenison Fieldhouse

1952		
12/19/1952	vs. Notre Dame	W, 80-64
12/20/1952	at Michigan State	L, 63-80

### ■ Music City Invitational [1-1]

Nashville, Tenn. // Memorial Gym

1986		
12/19/1986	vs. Illinois State	W, 87-86 [OT]
12/20/1986	at Vanderbilt	L, 72-79

### ■ Never Forget Tribute Classic [0-1]

Newark, N.J. // Prudential Center

2019		
12/14/2019	vs. Mississippi State	L, 61-67

### ■ NIT Season Tip-Off [3-3]

Campus Locations Change Annually  
New York City, N.Y. // Madison Square Garden

1994		
11/16/1994	at Alabama	L, 48-79
1999		
11/16/1999	at Arizona	L, 69-88
2012 - Runner-up		
11/12/2012	*LAMAR	W, 79-55
11/13/2012	*ALABAMA-HUNTSVILLE	W, 87-26
11/21/2012	vs. Delaware	W, 66-63
11/23/2012	vs. #4 Michigan	L, 57-71

All-Tournament Team: Angel Rodriguez

### ■ Orange Bowl Classic [0-1]

Sunrise, Fla. // BankAtlantic Center

2010		
12/18/2010	vs. Florida	L, 44-57

### ■ Orlando Invitational [2-1]

Formerly the Old Spice Classic  
Orlando, Fla. // HP Field House

2007		
11/22/2007	vs. George Mason	L, 77-87
11/23/2007	vs. UCF	W, 73-71 [OT]
11/25/2007	vs. Rider	W, 82-69

### ■ Otis Spunkmeyer Classic [2-0]

Oakland, Calif. // Oakland Arena

1995 - Champions		
12/28/1995	vs. Loyola (Md.)	W, 76-69
12/29/1995	vs. California	W, 65-58

### ■ Paradise Jam [5-2]

St. Thomas, U.S.V.I. // Sports and Fitness Center

2002		
11/23/2002	vs. BYU	L, 64-73
11/24/2002	vs. Toledo	L, 50-58
11/24/2002	vs. Michigan	W, 82-71

All-Tournament Team: Pervis Pasco

2018 - Champions		
11/9/2018	*KENNESAW STATE	W, 56-41
11/16/2018	vs. Eastern Kentucky	W, 95-68
11/18/2018	vs. Penn	W, 64-48
11/19/2018	vs. Missouri	W, 82-67

MVP: Dean Wade  
All-Tournament Team: Barry Brown, Jr., Xavier Sneed, Kamau Stokes, Cartier Diarra



### ■ Puerto Rico Tip-Off [4-3]

San Juan, P.R. // José Miguel Agrelot Coliseum

2009 - Third Place		
11/19/2009	vs. Boston University	W, 80-70
11/20/2009	vs. Ole Miss	L, 74-86
11/21/2009	vs. Dayton	W, 83-75

2013 - Seventh Place		
11/17/2013	*LONG BEACH STATE	W, 71-58
11/21/2013	vs. Charlotte	L, 61-68
11/22/2013	vs. Georgetown	L, 63-90
11/24/2013	vs. Long Beach State	W, 52-38

### ■ Sun Bowl Invitational [2-4]

El Paso, Texas // Haskins Center

1977		
12/16/1977	vs. Army West Point	L, 55-57
12/17/1977	at UTEP	L, 63-67 [OT]
1982		
12/28/1982	vs. Clemson	W, 60-54
12/29/1982	vs. SMU	L, 50-53
1989		
12/28/1989	vs. Austin Peay	W, 74-42
12/29/1989	vs. South Carolina	L, 60-62 [OT]

### ■ Sunflower Doubleheader [16-8]

Manhattan, Kan. / Ahearn Field House  
Lawrence, Kan. / Allen Fieldhouse

1957		
12/20/1957	vs. California	W, 58-44
12/21/1958	WASHINGTON	W, 70-63
12/19/1958	N.C. STATE	W, 69-67
12/20/1958	vs. St. Joseph's (Pa.)	W, 68-55
1959		
12/18/1959	vs. BYU	W, 86-55
12/19/1959	SAN FRANCISCO	W, 83-62
1960		
12/16/1960	NORTH CAROLINA	W, 77-69
12/17/1960	vs. Michigan State	W, 104-82
1961		
12/15/1961	vs. Marquette	W, 80-64
12/16/1961	ST. JOHN'S	W, 63-50
1962		
12/14/1962	CINCINNATI	L, 61-75
12/15/1962	vs. Arizona State	L, 72-77
1963		
12/13/1963	vs. UCLA	L, 75-78
12/14/1963	USC	W, 82-58

1964		
12/11/1964	LOYOLA CHICAGO	W, 77-67
12/12/1964	vs. Penn State	L, 59-60
1965		
12/10/1965	vs. St. John's	L, 65-72
12/11/1965	MARYLAND	L, 57-63
1966		
12/9/1966	BAYLOR	W, 77-70
12/10/1966	vs. Florida State	W, 81-58
1967		
12/15/1967	vs. Texas A&M	W, 82-77
12/16/1967	CINCINNATI	L, 56-58 [OT]
1968		
12/13/1968	SYRACUSE	W, 88-68
12/14/1968	vs. Creighton	L, 62-63

### ■ Sun Met Classic [2-0]

Fresno, Calif. // Selland Arena

1987		
11/27/1987	vs. San Diego State	W, 79-68
11/28/1987	at Fresno State	W, 65-50

### ■ Texas Classic [2-0]

Fort Worth, Texas // Daniel-Meyer Coliseum

1969		
12/19/1969	at TCU	W, 75-65
12/20/1969	vs. UT-Arlington	W, 67-62

MVP: David Hall  
All-Tournament Team: David Hall (First Team), Jeff Webb (First Team), Jerry Venable (Second Team), Bob Zender (Second Team)

### ■ Tribune Charities [0-2]

Rosemont, Ill. // Rosemont Horizon

1983		
11/25/1983	at Loyola Chicago	L, 62-71
11/26/1983	vs. Utah	L, 53-63

### ■ UNLV/Budweiser Holiday Classic [1-1]

Las Vegas, Nev. // Thomas & Mack Center

1984		
12/27/1984	vs. UTRGV	W, 75-68
12/28/1984	at UNLV	L, 68-77

### ■ Vanderbilt Invitational [2-2]

Nashville, Tenn. // Memorial Gym

1968		
12/20/1968	vs. N.C. State	W, 66-54
12/21/1968	at Vanderbilt	L, 80-92

1975		
12/5/1975	vs. Holy Cross	W, 89-85 [OT]
12/6/1975	vs. USC	L, 80-81

### ■ Wichita Wildcat Classic\* [2-2]

Wichita, Kan. // INTRUST Bank Arena

2011		
12/8/2011	vs. West Virginia	L, 80-85 [2 OTs]
2013		
12/21/2013	vs. #21 Gonzaga	W, 72-62
2015		
12/19/2015	COLORADO STATE	W, 61-56
2017		
12/9/2017	TULSA	L, 54-61

### ■ Wildcat Classic\* [8-2]

Kansas City, Mo. // T-Mobile Center

2007		
12/17/2007	FLORIDA A&M	W, 87-60
2008		
12/11/2008	SOUTHERN MISS	W, 74-55
2009		
11/28/2009	IUPUI	W, 70-57
2010		
12/21/2010	UNLV	L, 59-63
2011		
12/17/2011	#23 ALABAMA	W, 71-58
2012		
12/22/2012	#8 FLORIDA	W, 67-61
2014		
12/20/2014	#21 TEXAS A&M	W, 71-64
2016		
12/10/2016	WASHINGTON STATE	W, 70-56
2018		
12/22/2018	VANDERBILT	W, 69-58
2019		
12/21/2019	SAINT LOUIS	L, 63-66

### ■ Wyoming Shootout [1-0]

Casper, Wyo. // Casper Events Center

2004		
12/11/2004	vs. Wyoming	W, 64-61

\*Opening Games played at Bramlage Coliseum  
^Wildcat Classic games at INTRUST Bank Arena and T-Mobile Center count as a home game due to the university controlling ticketing and game operations.



Annual Home Attendance

Year	Total	Avg.	Gms	Sellouts	Rank\$
1950-51	148,647	11,434	13	n/a	n/a
1951-52	127,541	11,595	11	n/a	n/a
1952-53	117,198	11,720	10	n/a	n/a
1953-54	89,823	9,980	9	n/a	n/a
1954-55	92,684	9,268	10	n/a	n/a
1955-56	89,562	8,956	10	n/a	n/a
1956-57	96,305	8,755	11	n/a	n/a
1957-58	100,458	10,046	10	n/a	n/a
1958-59	118,442	10,767	11	n/a	n/a
1959-60	111,119	9,259	12	n/a	n/a
1960-61	116,586	10,599	11	n/a	n/a
1961-62	112,750	11,209	10	n/a	n/a
1962-63	124,750	11,341	11	n/a	n/a
1963-64	122,622	11,147	11	n/a	n/a
1964-65	124,792	11,345	11	n/a	n/a
1965-66	127,736	11,612	11	n/a	n/a
1966-67	127,945	11,631	11	n/a	n/a
1967-68	129,962	11,815	11	n/a	n/a
1968-69	133,831	12,166	11	n/a	n/a
1969-70	129,668	11,790	11	n/a	10
1970-71	130,652	10,888	12	n/a	—
1971-72	126,663	11,515	11	7	—
1972-73	134,170	11,181	12	9	—
1973-74	142,193	10,937	13	12	—
1974-75	125,837	10,486	12	6	—
1975-76	137,020	10,540	13	9	—
1976-77	143,416	11,032	13	9	—
1977-78	143,715	11,055	13	10	22
1978-79	133,130	10,240	13	10	—
1979-80	172,860	10,804	16	12	21
1980-81	167,560	9,856	17	11	—
1981-82	194,970	10,832	18	12	22
1982-83	151,210	10,081	15	7	—
1983-84	121,420	8,094	15	1	—
1984-85	116,793	7,300	16	0	—
1985-86	108,390	7,742	14	0	—
1986-87	118,936	9,149	13	3	—
1987-88	140,270	10,790	13	7	—
<b>Bramlage Coliseum Era</b>					
1988-89	181,688	12,978	14	9	21
1989-90	187,246	12,483	15	8	—
1990-91	161,641	11,546	14	3	—
1991-92	163,016	9,589	17	1	—
1992-93	153,162	10,211	15	3	—
1993-94	166,957	9,275	18	2	—
1994-95	136,589	9,756	14	1	—
1995-96	100,937	7,210	14	1	—
1996-97	123,724	8,248	15	1	—
1997-98	119,989	8,571	14	1	—
1998-99	156,072	9,181	17	1	—
1999-2000	125,036	8,336	15	1	—
2000-01	107,216	7,148	15	0	—
2001-02	100,557	5,915	17	0	—
2002-03	114,510	7,157	16	2	—
2003-04	117,544	7,347	16	0	—
2004-05	135,176	7,510	18	1	—
2005-06	130,296	7,664	17	2	—
2006-07	209,123	12,301	18	6	26
2007-08	212,987*	12,529	17	9	25
2008-09	172,750*	9,092	19	3	—
2009-10	202,020*	11,884	17	14	31
2010-11	227,738*	12,652	18	15	26
2011-12	204,527*	12,783	16	14	25
2012-13	225,503*	12,528	18	7	24
2013-14	206,123	12,125	17	6	29
2014-15	213,337*	12,549	17	9	26
2015-16	214,252*	11,903	18	4	32
2016-17	195,111*	11,477	17	4	29
2017-18	156,801*	8,711	18	1	—
2018-19	170,232*	10,640	16	3	35
2019-20	143,881*	8,463	17	0	—
^2020-21	12,308	821	18	—	—
2021-22	98,978	6,186	16	0	—

SNCAA Attendance Rankings date back to 1970.

\*Attendance figures includes a home game at the T-Mobile Center in Kansas City, Mo., and/or INTRUST Bank Arena in Wichita, Kan.

^Attendance for the 2020-21 season was limited due to the COVID-19 pandemic. No general public were allowed for the first 3 games in November 2020, while the attendance was capped at 15% capacity (1,879) for the last 15 home games.

■ Capacity at Bramlage Coliseum has changed over the years due to facility upgrades and changes and is currently listed at 11,000 for the 2022-23 season.



SOLD OUT CROWD AT BRAMLAGE COLISEUM

Single Game

All Games

1.	39,417	vs. Xavier (3/16/1990)	_____	L, 79-87
		Site: Hoosier Dome, Indianapolis, Ind.		
2.	31,632	vs. Kansas (3/27/1988)	_____	L, 58-71
		Site: Silverdome, Pontiac, Mich.		
3.	31,309	vs. Purdue (3/25/1988)	_____	W, 73-70
		Site: Silverdome, Pontiac, Mich.		
4.	23,901	vs. North Carolina (12/23/1989)	_____	L, 63-79
		Site: Charlotte Coliseum, Charlotte, N.C.		
5.	22,652	at BYU (12/3/1971)	_____	L, 72-78
		Site: Marriott Center, Provo, Utah		
	22,652	vs. Pacific (12/4/1971)	_____	W, 80-75
		Site: Marriott Center, Provo, Utah		
7.	22,159	at Saint Louis (2/28/1998)	_____	W, 67-63
		Site: Trans World Dome, St. Louis, Mo.		
8.	19,256	vs. Kansas (3/16/2013)	_____	L, 54-70
		Site: T-Mobile Center, Kansas City, Mo.		
9.	19,223	vs. Kentucky (3/21/2014)	_____	L, 49-56
		Site: Scottrade Center, St. Louis, Mo.		
10.	19,160	vs. Oklahoma State (3/15/2013)	_____	W, 68-57
		Site: T-Mobile Center, Kansas City, Mo.		

All Home Games

1.	+18,422	vs. UNLV (12/21/2010)	_____	L, 59-63
2.	+17,699	vs. Florida A&M (12/17/2007)	_____	W, 87-60
3.	+16,685	vs. Alabama (12/17/2011)	_____	W, 71-58
4.	+16,303	vs. Florida (12/22/2012)	_____	W, 67-61
5.	+14,884	vs. Texas A&M (12/20/2014)	_____	W, 71-64
6.	+14,062	vs. Vanderbilt (12/22/2018)	_____	W, 69-58
7.	14,028	vs. Long Island (1/31/1951)	_____	W, 85-65
8.	13,762	vs. Kansas (2/22/1992)	_____	L, 52-54
9.	13,685	vs. Kansas (1/27/1990)	_____	L, 57-85
10.	13,662	vs. Kansas (2/24/1951)	_____	W, 65-51

All Road Games

1.	22,652	at BYU (12/3/1971)	_____	L, 72-78
2.	22,159	at Saint Louis (2/28/1998)	_____	W, 67-63
3.	17,200	at Kansas (3/6/1974)	_____	L, 55-60
4.	17,000	at Kansas (2/24/1968)	_____	W, 64-61
	17,000	at Kansas (3/7/1970)	_____	L, 79-82
	17,000	at Kansas (1/23/1973)	_____	W, 77-68
7.	16,767	at Memphis (12/30/2000)	_____	L, 58-81
8.	16,727	at Texas (1/31/2009)	_____	W, 85-81 (OT)
9.	16,613	at Louisville (1/5/1980)	_____	L, 73-85
10.	16,687	at Indiana (12/10/1985)	_____	L, 71-78

+Played at the T-Mobile Center in Kansas City, Mo.

Bramlage Coliseum Games

1.	13,762	vs. Kansas (2/22/1992)	_____	L, 52-54
2.	13,685	vs. Kansas (1/27/1990)	_____	L, 57-85
3.	13,597	vs. Missouri (3/1/1989)	_____	W, 76-75
4.	13,586	vs. Kansas (1/14/1989)	_____	L, 74-75 (OT)
5.	13,584	vs. Kansas (1/18/1993)	_____	L, 65-71
6.	13,580	vs. Oklahoma (2/19/1994)	_____	W, 89-76
7.	13,573	vs. Missouri (2/8/1990)	_____	W, 65-58
8.	13,553	vs. Kansas (2/12/1994)	_____	L, 56-65
9.	13,536	vs. Oklahoma State (2/25/1989)	_____	W, 69-62
10.	13,520	vs. Nebraska (3/3/1990)	_____	W, 80-57

Ahearn Field House Games

1.	14,028	vs. Long Island (1/31/1951)	_____	W, 85-65
2.	13,662	vs. Kansas (2/24/1951)	_____	W, 65-51
3.	13,579	vs. Marquette (1/10/1953)	_____	W, 88-72
4.	13,440	vs. Oklahoma (3/5/1951)	_____	W, 87-48
5.	13,201	vs. Colorado (1/27/1951)	_____	W, 63-42
6.	13,111	vs. Kansas (2/14/1970)	_____	W, 71-68
7.	13,106	vs. Kansas (1/14/1956)	_____	L, 86-91
8.	13,068	vs. Kansas (1/26/1952)	_____	W, 81-64
9.	13,031	vs. Nebraska (2/21/1970)	_____	W, 69-62
10.	12,924	vs. Indiana (12/13/1952)	_____	W, 82-80

Highest Total Home Attendance

1.	227,738	2010-11*	_____	18 gms
2.	225,503	2012-13*	_____	18 gms
3.	213,337	2014-15*	_____	17 gms
4.	214,252	2014-15 [213,337]*	_____	18 gms
5.	212,987	2007-08*	_____	17 gms
6.	209,123	2006-07*	_____	17 gms
7.	206,123	2013-14	_____	17 gms
8.	204,527	2011-12*	_____	16 gms
9.	202,020	2009-10*	_____	17 gms
10.	195,111	2016-17*	_____	17 gms

Highest Average Home Attendance

1.	12,978	1988-89 [181,688]	_____	14 gms
2.	12,783	2011-12 [204,527]*	_____	16 gms
3.	12,652	2010-11 [227,738]*	_____	18 gms
4.	12,549	2014-15 [213,337]*	_____	17 gms
5.	12,529	2007-08 [212,987]*	_____	17 gms
6.	12,528	2012-13 [225,503]*	_____	18 gms
7.	12,301	2006-07 [209,123]	_____	17 gms
8.	12,166	1968-69 [133,831]	_____	11 gms
9.	12,125	2013-14 [206,123]	_____	17 gms
10.	11,903	2015-16 [214,252]*	_____	18 gms



All-Time Overtime Results

Frank Root [5-1]

Date	Score	Location	OTs
1/15/1934	K-State 25, Nebraska 24	Manhattan	1
12/14/1934	K-State 39, Kansas 35	Lawrence, Kan.	1
12/12/1935	K-State 51, Colorado College 48	Colorado Springs, Colo.	1
2/11/1937	K-State 33, Kansas 32	Manhattan	1
1/15/1938	K-State 29, Missouri 28	Manhattan	2
2/4/1939	Oklahoma 37, K-State 35	Norman, Okla.	1

Jack Gardner [0-2]

Date	Score	Location	OTs
2/25/1941	Kansas 50, K-State 45	Lawrence, Kan.	1
1/24/1942	Kansas 46, K-State 44	Lawrence, Kan.	1

Fritz Knorr [1-0]

Date	Score	Location	OTs
1/5/1946	K-State 52, Iowa State 46	Manhattan	1

Jack Gardner [3-4]

Date	Score	Location	OTs
12/6/1946	K-State 46, Drake 43	Des Moines, Iowa	1
1/14/1947	Missouri 43, K-State 42	Manhattan	1
1/13/1950	K-State 43, Oklahoma 42	Norman, Okla.	1
1/30/1950	Nebraska 65, K-State 63	Lincoln, Neb.	1
12/16/1950	Indiana 58, K-State 52	Manhattan	1
12/28/1951	Kansas 90, K-State 88	Kansas City, Mo.	1
Big Eight Holiday Tournament			
12/6/1952	K-State 79, Drake 73	Manhattan	1

Fred "Tex" Winter [15-5]

Date	Score	Location	OTs
12/15/1956	K-State 84, Indiana 77	Manhattan	1
12/30/1956	K-State 79, Missouri 75	Kansas City, Mo.	1
Big Eight Holiday Tournament			
2/23/1957	K-State 86, Iowa State 77	Manhattan	1
3/2/1957	Iowa State 69, K-State 67	Ames, Iowa	1
2/3/1958	K-State 79, Kansas 75	Lawrence, Kan.	2
3/14/1958	K-State 83, Cincinnati 80	Lawrence, Kan.	2
NCAA Midwest Regional Tournament			
12/6/1958	K-State 82, Indiana 79	Manhattan	1
12/26/1959	Iowa State 74, K-State 73	Kansas City, Mo.	1
Big Eight Holiday Tournament			
3/9/1960	Kansas 84, K-State 82	Manhattan	1
NCAA Tournament Playoff			
12/29/1960	K-State 69, Kansas 66	Kansas City, Mo.	1
Big Eight Holiday Tournament			
12/29/1962	K-State 90, K-State 88	Kansas City, Mo.	4
Big Eight Holiday Tournament			
2/3/1964	K-State 73, Nebraska 66	Lincoln, Neb.	1
2/8/1964	K-State 60, Colorado 59	Boulder, Colo.	1
2/15/1964	K-State 89, Missouri 79	Columbia, Mo.	1
3/2/1964	K-State 63, Oklahoma State 59	Manhattan	1

Fred "Tex" Winter [15-5]

Date	Score	Location	OTs
3/7/1966	K-State 75, Iowa State 73	Ames, Iowa	1
1/14/1967	K-State 73, Iowa State 72	Manhattan	1
12/16/1967	Cincinnati 58, K-State 56	Manhattan	1
1/15/1968	K-State 57, Colorado 56	Boulder, Colo.	1
2/24/1968	K-State 64, Kansas 61	Lawrence, Kan.	1

Lowell "Cotton" Fitzsimmons [1-1]

Date	Score	Location	OTs
12/9/1968	K-State 87, Indiana 83	Manhattan	1
12/16/1968	Houston 87, K-State 84	Houston, Texas	1

Jack Hartman [14-9]

Date	Score	Location	OTs
12/22/1971	Wichita State 69, K-State 66	Wichita, Kan.	1
1/17/1972	Kansas 66, K-State 63	Lawrence, Kan.	2
3/11/1972	K-State 81, Nebraska 76	Manhattan	1
1/15/1975	K-State 73, Arkansas 71	Manhattan	1
12/9/1975	Syracuse 95, K-State 87	Providence, R.I.	1
NCAA East Regional Semifinals			
12/5/1975	K-State 89, Holy Cross 85	Nashville, Tenn.	1
Vanderbilt Invitational			
1/13/1976	Creighton 79, K-State 76	Omaha, Neb.	1
3/6/1976	K-State 82, Oklahoma State 78	Stillwater, Okla.	1
3/4/1977	K-State 72, Missouri 67	Kansas City, Mo.	1
Big Eight Tournament Final			
12/17/1977	UTEP 67, K-State 63	El Paso, Texas	1
Sun Bowl Invitational			
1/28/1978	K-State 73, Oklahoma 64	Manhattan	1
3/4/1978	Missouri 71, K-State 68	Kansas City, Mo.	1
Big Eight Tournament Final			
1/24/1979	K-State 77, Oklahoma State 73	Stillwater, Okla.	1
2/27/1979	K-State 61, Nebraska 60	Manhattan	2
Big Eight Tournament Play-In			
1/26/1980	K-State 66, Nebraska 64	Manhattan	2
2/6/1980	K-State 62, Colorado 61	Manhattan	1
3/8/1980	Louisville 71, K-State 69	Lincoln, Neb.	1
NCAA Midwest Second Round			
12/27/1980	K-State 47, Arkansas 46	Kansas City, Mo.	1
1/17/1981	K-State 63, Colorado 62	Boulder, Colo.	1
12/21/1983	Indiana 56, K-State 53	Bloomington, Ind.	1
12/26/1985	St. Joseph's 65, K-State 63	Portland, Ore.	1
Far West Classic			
12/28/1985	K-State 69, Tampa 68	Portland, Ore.	1
Far West Classic			
1/18/1996	K-State 77, Colorado 69	Boulder, Colo.	1

Lon Kruger [5-5]

Date	Score	Location	OTs
12/19/1986	K-State 87, Illinois State 86	Nashville, Tenn.	1
Music City Invitational			
3/12/1987	K-State 82, Georgia 79	Salt Lake City, Utah	1
NCAA West First Round Tournament			
2/4/1987	Kansas 80, K-State 75	Manhattan	2
12/8/1987	Missouri State 82, K-State 80	Manhattan	4
1/11/1988	Southern Miss 91, K-State 89	Hattiesburg, Miss.	1
2/3/1988	K-State 79, Iowa State 68	Manhattan	1
1/14/1989	Kansas 75, K-State 74	Manhattan	1
2/19/1989	K-State 73, Wichita State 71	Wichita, Kan.	1
12/29/1989	South Carolina 62, K-State 60	El Paso, Texas	1
Sun Bowl Classic			
2/17/1990	K-State 93, Iowa State 90	Ames, Iowa	1

Dana Altman [7-0]

Date	Score	Location	OTs
3/2/1991	K-State 101, Oklahoma 98	Norman, Okla.	1
12/8/1992	K-State 73, Ohio 72	Manhattan	1
1/9/1993	K-State 75, Oklahoma State 62	Stillwater, Okla.	1
1/16/1993	K-State 83, Colorado 78	Manhattan	1
2/3/1993	K-State 62, Oklahoma	Manhattan	1
2/10/1993	K-State 68, Iowa State 66	Manhattan	1
2/15/1994	K-State 71, Western Kentucky 68	Bowling Green, Ky.	1

Tom Asbury [7-3]

Date	Score	Location	OTs
12/17/1994	K-State 63, Washington 62	Manhattan	1
11/25/1995	K-State 75, Bradley 72	Manhattan	1
2/7/1996	Colorado 64, K-State 63	Manhattan	1
2/28/1996	K-State 92, Iowa State 87	Ames, Iowa	1
12/12/1996	K-State 84, Coppin State 80	Manhattan	1
1/15/1997	Nebraska 87, K-State 77	Lincoln, Neb.	1
12/10/1997	K-State 90, Wichita State 83	Wichita, Kan.	1
11/24/1998	K-State 84, Arizona State 80	Maui, Hawai'i	1
Maui Invitational			
1/2/1999	Oklahoma State 75, K-State 69	Stillwater, Okla.	1
2/20/1999	K-State 64, Iowa State 58	Manhattan	1

Jim Wooldridge [2-7]

Date	Score	Location	OTs
11/28/2000	K-State 69, Tennessee State 67	Manhattan	1
1/20/2001	Oklahoma 64, K-State 63	Manhattan	1
3/7/2002	K-State 74, Baylor 71	Kansas City, Mo.	1
Big 12 Championship			
2/1/2003	Oklahoma 91, K-State 89	Manhattan	1
12/6/2003	Oregon State 87, K-State 82	Corvallis, Ore.	3
1/8/2005	Nebraska 95, K-State 85	Lincoln, Neb.	2
2/12/2005	Texas 75, K-State 72	Austin, Texas	1
12/20/2005	Northern Illinois 75, K-State 70	DeKalb, Ill.	1
2/1/2006	Baylor 72, K-State 70	Waco, Texas	1

Frank Martin [6-4]

Date	Score	Location	OTs
11/23/2007	K-State 73, UCF 71	Orlando, Fla.	1
Orlando Invitational			
11/29/2007	Oregon 80, K-State 77	Manhattan	1
1/24/2009	K-State 77, Colorado 75	Boulder, Colo.	1
1/31/2009	K-State 85, Texas 81	Austin, Texas	1
3/18/2009	K-State 83, Illinois State 79	Manhattan	1
NIT First Round			
1/30/2010	Kansas 81, K-State 79	Manhattan	1
3/6/2010	Iowa State 85, K-State 82	Manhattan	1
3/25/2010	K-State 101, Xavier 96	Salt Lake City, Utah	2
NCAA West Regional Semifinal			
12/8/2011	West Virginia 85, K-State 80	Wichita, Kan.	2
Wichita Wildcat Classic			
12/11/2011	K-State 79, North Florida 68	Manhattan	1

Bruce Weber [5-6]

Date	Score	Location	OTs
2/10/2014	K-State 85, Kansas 82	Manhattan	1
2/15/2014	Baylor 87, K-State 73	Waco, Texas	2
1/10/2015	K-State 66, Oklahoma 63	Norman, Okla.	1
1/2/2016	West Virginia 87, K-State 83	Manhattan	2
1/20/2016	Baylor 79, K-State 72	Waco, Texas	2
2/13/2016	Oklahoma State 58, K-State 55	Stillwater, Okla.	1
2/1/2017	TCU 86, K-State 80	Manhattan	1
3/8/2018	K-State 66, TCU 64	Kansas City, Mo.	1
Big 12 Championship			
11/9/2019	K-State 60, UNLV 56	Las Vegas, Nev.	1
2/12/2022	K-State 75, Iowa State 69	Ames, Iowa	1
2/19/2022	Oklahoma State 82, K-State 79	Stillwater, Okla.	1

Notes on Overtime Games

General

Overall	71-47
In Manhattan	31-14
In Bramlage Coliseum	12-9
On the Road	26-20
Neutral Site	14-13
In Big 12 Play	43-28
Big Eight/12 Championship	3-1
NCAA Tournament	3-2
NIT	1-0

By Head Coach

Frank Root	5-1
Jack Gardner	3-6
Fritz Knorr	1-0
Fred "Tex" Winter	15-5
Lowell "Cotton" Fitzsimmons	1-1
Jack Hartman	14-9
Lon Kruger	5-5
Dana Altman	7-0
Tom Asbury	7-3
Jim Wooldridge	2-7
Bob Huggins	0-0
Frank Martin	6-4
Bruce Weber	5-6

By Overtime Period

Single Overtime	65-37
Double Overtime	6-7
Triple Overtime	0-1
Quadruple Overtime	0-2

By Big 12 Opponents

vs. Baylor	1-3
vs. Iowa State	10-3
vs. Kansas	6-9
vs. Oklahoma	5-3
vs. Oklahoma State	4-3
vs. Texas	1-1
vs. TCU	1-1
vs. Texas Tech	0-0
vs. West Virginia	0-2

Most Frequent OT Opponents

Kansas	15 (6-9)
Iowa State	13 (10-3)
Colorado	8 (7-1)
Nebraska	8 (5-3)
Oklahoma	8 (5-3)
Oklahoma State	7 (4-3)

Miscellaneous

Most Overtimes: 5, 1992-93
Most Overtimes Won: 5, 1992-93
12/8/1992 K-State 73, Ohio 72 (OT)
1/9/1993 K-State 75, at Oklahoma State 62 (OT)
1/16/1993 K-State 83, Colorado 78 (OT)
2/3/1993 K-State 62, Oklahoma 61 (OT)
2/10/1993 K-State 68, Iowa State 66 (OT)
Consecutive Overtimes: 3, Feb. 3-Feb. 15, 1964
Most Overtimes on the Road: 3, 1963-64
2/3/1964 K-State 73, at Nebraska 66 (OT)
2/8/1964 K-State 60, at Colorado 59 (OT)
2/15/1964 K-State 89, at Missouri 79 (OT)
Most Overtimes at Home: 4, 1992-93 (won all 4)
12/8/1992 K-State 73, Ohio 72 (OT)
1/16/1993 K-State 83, Colorado 78 (OT)
2/3/1993 K-State 62, Oklahoma 61 (OT)
2/10/1993 K-State 68, Iowa State 66 (OT)

Most Overtimes Lost: 2,

1987-88; 2004-05; 2005-06



Largest Comebacks

Largest Deficit Overcome To Win

Rank	Score	Team	Opponent	Result	Date
1.	17 (21-42)	West Virginia	H	1/9/2019	
2.	17 (30-47)	Bradley	H	11/25/1995	
	17 (21-38)	California	A	12/29/1995	
4.	16 (17-33)	Hawaii	N (anc)	11/25/1989	
	16 (13-29)	Oklahoma	A	2/23/1993	
	16 (41-57)	La Salle	A	1/5/1994	
	16 (14-30)	New Mexico	H	11/23/2005	
	16 (19-35)	Southern Miss	H	12/19/2018	
9.	15 (46-61)	Marshall	A	12/22/1994	
	15 (25-40)	Arizona State	N (maui)	11/24/1998	
	15 (32-47)	Tennessee State	H	11/28/2000	
	15 (18-33)	Oakland	H	12/6/2004	
	15 (37-52)	Charleston Southern	H	11/11/2011	
	15 (30-45)	Iowa State	A	2/12/2021	
15.	14 (7-21)	Wichita State	H	1/2/1996	
	14 (13-27)	Slowa State	A	2/6/1999	
	14 (38-52)	Saint Louis	H	12/1/1999	
	14 (8-22)	Baylor	H	1/17/2015	
	14 (21-35)	Iowa State	H	2/28/2015	
20.	13 (35-48)	Washington	H	12/17/1994	
	13 (24-11)	Wichita State	A	12/10/1997	
	13 (8-21)	Coppin State	H	11/25/2006	
	13 (3-16)	Tulsa	H	12/29/2019	
24.	12 (38-50)	Iowa State	A	2/17/1990	
	12 (16-28)	Arkansas-Pine Bluff	H	12/23/1996	
	12 (16-28)	Nebraska	A	2/18/2004	
	12 (28-40)	Missouri	A	1/29/2005	
	12 (10-22)	SKansas	A	1/14/2006	
	12 (39-51)	Vermont	H	3/14/2007	
	12 (4-16)	Oral Roberts	H	11/13/2013	
	12 (14-26)	Georgia	A	12/4/2015	
	12 (19-31)	West Virginia	H	1/21/2017	
	12 (5-17)	Wichita State	A	12/5/2021	

■ 11 has been done 14 times (most recently vs. Omaha, 12/29/2020)

At Home

Rank	Score	Team	Opponent	Result	Date
1.	21 (21-42)	West Virginia	H	1/9/2019	
2.	17 (30-47)	Bradley	H	11/25/1995	
3.	16 (14-30)	New Mexico	H	11/23/2005	
	16 (19-35)	Southern Miss	H	12/19/2018	
5.	15 (32-47)	Tennessee State	H	11/28/2000	
	15 (18-33)	Oakland	H	12/6/2004	
	15 (37-52)	Charleston Southern	H	11/11/2011	
8.	14 (7-21)	Wichita State	H	1/2/1996	
	14 (38-52)	Saint Louis	H	12/1/1999	
	14 (8-22)	Baylor	H	1/17/2015	
	14 (21-35)	Iowa State	H	2/28/2015	
12.	13 (35-48)	Washington	H	12/17/1994	
	13 (8-21)	Coppin State	H	11/25/2006	
	13 (3-16)	Tulsa	H	12/29/2019	
15.	12 (16-28)	Arkansas-Pine Bluff	H	12/23/1996	
	12 (39-51)	Vermont	H	3/14/2007	
	12 (4-16)	Oral Roberts	H	11/13/2013	
	12 (19-31)	West Virginia	H	1/21/2017	

On the Road

Rank	Score	Team	Opponent	Result	Date
1.	17 (21-38)	California	A	12/29/1995	
2.	16 (13-29)	Oklahoma	A	2/23/1993	
	16 (41-57)	La Salle	A	1/5/1994	
4.	15 (46-61)	Marshall	A	12/22/1994	
	15 (30-45)	Iowa State	A	2/12/2021	
6.	14 (13-27)	Iowa State	A	2/6/1999	
7.	13 (24-11)	Wichita State	A	12/10/1997	
8.	12 (38-50)	Iowa State	A	2/17/1990	
	12 (16-28)	Nebraska	A	2/18/2004	
	12 (28-40)	Missouri	A	1/29/2005	
	12 (10-22)	Kansas	A	1/14/2006	
	12 (14-26)	Georgia	A	12/4/2015	
	12 (5-17)	Wichita State	A	12/5/2021	

At A Neutral Site

Rank	Score	Team	Opponent	Result	Date
1.	16 (17-33)	Hawaii	N (anc)	11/25/1989	
2.	15 (25-40)	Arizona State	N (maui)	11/24/1998	
3.	11 (19-30)	Colorado	N (kc)	3/6/1981	
	11 (28-39)	Oregon State	N (la)	3/14/1981	
	11 (31-42)	Kansas	N (kc)	3/13/1993	
	11 (60-71)	Auburn	N (tal)	12/30/1994	

Largest Halftime Deficit Overtime to Win

Rank	Score	Team	Opponent	Result	Date
1.	15 (21-36)	West Virginia	H	1/9/2019	
2.	14 (26-40)	Arizona State	N (maui)	11/24/1998	
	14 (35-49)	Charleston Southern	H	11/11/2011	
4.	12 (26-38)	California	A	12/29/1995	
	12 (30-42)	Saint Louis	H	12/1/1999	
	12 (19-31)	Southern Miss	H	12/19/2018	
	12 (28-40)	Iowa State	A	2/12/2021	
8.	11 (24-35)	Washington	H	12/17/1994	
9.	10 (37-47)	Iowa State	A	2/17/1973	
	10 (29-39)	Missouri	N (kc)	3/4/1977	
	10 (36-46)	Arizona State	A	12/14/1977	
	10 (25-35)	Iowa State	H	1/6/1990	
	10 (33-43)	La Salle	A	1/5/1994	

14.	9 (24-33)	Minnesota	H	12/5/1978
	9 (25-34)	San Francisco	N (la)	3/12/1981
	9 (34-43)	Purdue	N (pon)	3/25/1988
	9 (28-37)	Kansas	A	1/28/1989
	9 (21-30)	Slowa State	A	2/6/1999
	9 (24-33)	Green Bay	H	11/20/2001
	9 (26-35)	New Mexico	H	11/23/2005
	9 (24-33)	Baylor	H	1/17/2015
	9 (28-37)	Georgia	A	12/4/2015
	9 (20-29)	Monmouth	H	11/13/2019
24.	8 (37-45)	Kansas	A	3/6/1956
	8 (23-31)	Oklahoma State	A	3/2/1963
	8 (16-24)	Nebraska	A	3/7/1984
	8 (33-41)	Hawaii	N (anc)	11/25/1989
	8 (46-54)	Oklahoma	A	3/2/1991
	8 (26-34)	Iowa State	H	2/19/1992
	8 (25-33)	Kansas	N (kc)	3/13/1993
	8 (35-43)	Marshall	H	11/22/1994
	8 (20-28)	Tennessee State	A	11/28/2000
	8 (18-26)	SKansas	A	1/14/2006

At Home

Rank	Score	Team	Opponent	Result	Date
1.	15 (21-36)	West Virginia	H	1/9/2019	
2.	14 (35-49)	Charleston Southern	H	11/11/2011	
3.	12 (30-42)	Saint Louis	H	12/1/1999	
	12 (19-31)	Southern Miss	H	12/19/2018	
5.	11 (24-35)	Washington	H	12/17/1994	
6.	10 (25-35)	Iowa State	H	1/6/1990	
7.	9 (24-33)	Minnesota	H	12/5/1978	
	9 (24-33)	Green Bay	H	11/20/2001	
	9 (26-35)	New Mexico	H	11/23/2005	
	9 (24-33)	Baylor	H	1/17/2015	
	9 (20-29)	Monmouth	H	11/13/2019	

On the Road

Rank	Score	Team	Opponent	Result	Date
1.	12 (26-38)	California	A	12/29/1995	
	12 (28-40)	Iowa State	A	2/12/2021	
3.	10 (37-47)	Iowa State	A	2/17/1973	
	10 (36-46)	Arizona State	A	12/14/1977	
	10 (33-43)	La Salle	A	1/5/1994	
6.	9 (28-37)	Kansas	A	1/28/1989	
	9 (21-30)	Slowa State	A	2/6/1999	
	9 (28-37)	Georgia	A	12/4/2015	
9.	8 (37-45)	Kansas	A	3/6/1956	
	8 (23-31)	Oklahoma State	A	3/2/1963	
	8 (16-24)	Nebraska	A	3/7/1984	
	8 (46-54)	Oklahoma	A	3/2/1991	
	8 (35-43)	Marshall	A	11/22/1994	
	8 (18-26)	SKansas	A	1/14/2006	

At A Neutral Site

Rank	Score	Team	Opponent	Result	Date
1.	14 (26-40)	Arizona State	N (maui)	11/24/1998	
2.	10 (29-39)	Missouri	N (kc)	3/4/1977	
3.	9 (25-34)	San Francisco	N (la)	3/12/1981	
	9 (34-43)	Purdue	N (pon)	3/25/1988	
5.	8 (33-41)	Hawaii	N (anc)	11/25/1989	
	8 (25-33)	Kansas	N (kc)	3/13/1993	

Largest Halftime Lead

Rank	Score	Team	Opponent	Result	Date
1.	37 (45-8)	Cal State Northridge	H	11/30/1987	
2.	36 (62-26)	Cal State Bakersfield	H	12/17/1979	
	36 (62-26)	Delaware State	H	12/7/1991	
	36 (55-19)	Kennesaw State	H	12/17/2006	
	36 (52-16)	Alabama State	H	12/11/2019	
5.	34 (52-18)	NW Missouri State	H	12/8/1990	
6.	32 (50-18)	Howard	H	12/31/2011	
7.	31 (61-30)	Cal State Fullerton	H	12/2/1967	
	31 (53-22)	South Dakota	H	11/29/1986	
	31 (53-22)	Missouri	H	1/3/1998	
	31 (59-28)	Gardner-Webb	H	12/14/2008	
11.	29 (55-26)	NE Illinois	H	1/13/1993	
	29 (48-19)	American	H	11/10/2017	
13.	28 (45-17)	Louisiana Tech	H	12/1/1975	
	28 (44-16)	Central Connecticut	H	1/26/1993	
	28 (45-17)	Long Beach State	H	11/22/1997	
	28 (51-23)	Savannah State	H	1/10/2004	
	28 (40-12)	North Dakota State	H	1/2/2006	
	28 (48-20)	Florida A&M	H	11/14/2008	
19.	27 (50-23)	Southern Utah	H	1/9/1990	
	27 (50-23)	Cleveland State	H	12/5/2006	
21.	26 (53-27)	Iowa State	H	1/13/1951	
	26 (56-30)	Oklahoma	H	2/29/1964	
	26 (45-19)	Akron	H	1/24/1990	
	26 (52-26)	Marshall	H	12/9/1993	
	26 (44-18)	Texas Southern	H	11/26/2010	
	26 (52-26)	STexas Tech	H	1/15/2011	

Largest Halftime Deficit

Rank	Score	Team	Opponent	Result	Date
1.	29 (27-56)	Baylor	H	12/19/2020	
2.	28 (26-54)	Baylor	A	1/27/2021	
3.	27 (28-55)	Arizona	A	11/16/1999	
	27 (23-50)	SKansas	H	2/12/2000	
	27 (23-50)	SKansas	N (kc)	3/9/2000	

6.	26 (33-59)	Oklahoma	H	1/18/1992
	26 (24-50)	SBaylor	A	2/25/2020
8.	25 (19-44)	Kansas	N (kc)	3/10/1995
9.	24 (29-53)	Oklahoma	A	1/26/1985
10.	23 (31-54)	Lamar	A	12/7/1991
	23 (32-55)	SMissouri	A	2/25/2009
12.	22 (20-42)	UCLA	A	12/5/1954
13.	21 (11-32)	Oklahoma State	A	1/6/1992
	21 (13-34)	Kansas	N (kc)	3/11/1994
	21 (19-40)	Clemson	N (maui)	11/25/1998
	21 (30-51)	SKansas	H	2/4/2002
17.	20 (21-41)	SKansas	N (kc)	3/9/2001
	20 (30-50)	SKansas	A	2/27/2002
	20 (15-35)	TCU	A	2/18/2015
	20 (24-44)	Texas	A	1/6/2021

Largest Lead Blown in a Loss

Rank	Score	Team	Opponent	Result	Date
1.	20 (44-24)	Nebraska	A	1/15/1997	
2.	19 (40-21)	Indiana	N (maui)	11/24/1998	
3.	18 (42-24)	Western Carolina	H	12/19/2001	
4.	17 (23-6)	West Virginia	A	1/8/2022	
	17 (53-36)	Kansas	H	1/22/2022	
4.	16 (37-21)	Slowa State	A	2/22/2003	



## Buzzer Beaters

Here is a look at games that were decided on a made shot within the final six seconds. Information taken from play-by-plays since 1976-77.

**Kansas State 75, Wichita State 74**

Dec. 12, 1976, at Manhattan, Kan.  
Bob Zender made jumper at :04.0

**Oklahoma 56, Kansas State 55**

Feb. 2, 1980, at Norman, Okla.  
Aaron Curry made tip-in at :03.0

**Kansas 48, Kansas State 46**

Feb. 16, 1980, at Manhattan, Kan.  
Booty Neal made lay-up at :03.0

**Louisville 71, Kansas State 69 (OT)**

March 8, 1980, at Lincoln, Neb. // NCAA Midwest Second Round  
Tony Branch made two free throws at :02.0

**Kansas State 47, Arkansas 46**

Dec. 27, 1980, at Kansas City, Mo.  
Ed Nealy made free throw of a 1-on-1 at :01.0

**Kansas State 50, Oregon State 48**

March 14, 1981, at Los Angeles, Calif. // NCAA West Second Round  
Rolando Blackman made jumper at :02.0

**Oklahoma 64, Kansas State 62**

Feb. 9, 1983, at Manhattan, Kan.  
Wayman Tisdale made jumper at :02.0

**Missouri 49, Kansas State 37**

March 1, 1983, at Manhattan, Kan.  
Jon Sundvold made jumper at :01.0

**Indiana 56, Kansas State 53 (OT)**

Dec. 21, 1983, at Bloomington, Ind.  
Chuck Franz made jumper and free throw at :03.0

**Kansas 63, Kansas State 61**

Feb. 25, 1984, at Manhattan, Kan.  
Carl Henry made jumper at :03.0

**Kansas State 41, Nebraska 39**

March 7, 1984, at Lincoln, Neb.  
Tom Alfaro made jumper at :03.0

**Oregon State 56, Kansas State 55**

Jan. 12, 1985, at Manhattan, Kan.  
Eric Knox made free throw at :02.0

**Wichita State 63, Kansas State 60**

Dec. 13, 1986, at Wichita, Kan.  
Dwight Praylow made lay-up and free throw at :02.0

**Kansas State 90, Oklahoma 89**

Feb. 27, 1987, at Norman, Okla.  
Mitch Richmond made 18-foot jumper at :02.0

**Kansas State 65, Nebraska 63**

Feb. 6, 1988, at Manhattan, Kan.  
Charles Bledsoe made two free throws at :02.0

**Kansas State 76, Missouri 75**

Mar. 1, 1989, at Manhattan, Kan.  
Tony Massop made tip-in at :01.0

**Kansas State 71, Florida State 70**

Nov. 24, 1989, at Anchorage, Alaska // Great Alaska Shootout  
Tony Massop made put-back at :00.0

**Kansas State 93, Iowa State 90**

Feb. 17, 1990, at Ames, Iowa  
Askia Jones made 3-pointer at :01.0

**Kansas 54, Kansas State 52**

Feb. 22, 1992, at Manhattan, Kan.  
Steve Woodberry made 15-foot jumper at :00.0

**Kansas State 73, Ohio 72**

Dec. 8, 1992, at Manhattan, Kan.  
Vincent Jackson banked in 10-foot jumper at :04

**Kansas State 62, Oklahoma 61**

Feb. 3, 1993, at Manhattan, Kan.  
Anthony Beane made two free throws at :03.0

**Kansas State 68, Iowa State 66**

Feb. 10, 1993, at Manhattan, Kan.  
Anthony Beane made 12-foot jumper at :01.0

**Kansas State 47, Nebraska 45**

Mar. 12, 1993, at Kansas City, Mo. // 1993 Big Eight Tournament  
Askia Jones made jumper at :01.0

**Kansas State 59, Texas State 58**

Dec. 17, 1993, at Honolulu, Hawaii // Hawai'i Nike Festival  
Askia Jones made 12-foot jumper at :02.0

**Kansas State 69, Saint Louis 68**

Dec. 1, 1999, at Manhattan, Kan.  
Tony Kitt made two free throws :03.0

**Kansas State 69, Tennessee State 67**

Nov. 28, 2000, at Manhattan, Kan.  
Phineas Atchison made jumper at :04.0

**Kansas State 69, UTRGV 68**

Jan. 2, 2001, at Manhattan, Kan.  
Matt Siebrandt made free throw at :02.0

**Mississippi 67, Kansas State 65**

Nov. 24, 2001, at Manhattan, Kan.  
Jason Harrison makes both free throws at :01.0

**Iowa State 73, Kansas State 71**

Feb. 23, 2002, at Ames, Iowa  
Omar Bynum made jump shot at :01.0

**Kansas State 74, Baylor 73 (OT)**

March 7, 2002, at Kansas City, Mo. // 2002 Big 12 Tournament  
Matt Siebrandt made free throw at :01.0

**Colorado 77, Kansas State 76**

March 13, 2003, at Dallas, Texas // 2003 Big 12 Tournament  
James Wright made 3-pointer at :01.0

**Kansas State 68, Gardner-Webb 65**

Nov. 29, 2003, at Manhattan, Kan.  
Jarrett Hart made 3-pointer at :01.0

**Colorado 82, Kansas State 81**

Feb. 7, 2004, at Boulder, Colo.  
Jayson Obazuaye made lay-up at :03.0

**Kansas State 64, Wyoming 61**

Dec. 11, 2004, at Casper, Wyo.  
Fred Peete made lay-up and free throw at :01.0

**Texas Tech 79, Kansas State 76**

Jan. 12, 2005, at Manhattan, Kan.  
Curtis Marshall made 3-pointer at :02.0

**Oklahoma 69, Kansas State 68**

Feb. 19, 2005, at Manhattan, Kan.  
Drew Lavender made lay-up at :00.0

**Kansas State 84, Oklahoma 82**

Jan. 12, 2008, at Norman, Okla.  
Michael Beasley made lay-up at :03

**Iowa 65, Kansas State 63**

Nov. 29, 2008, at Las Vegas, Nev. // Las Vegas Invitational  
Gyrus Tate made lay-up at :01.0

**Kansas State 86, Iowa State 85**

Feb. 5, 2011, at Ames, Iowa  
Jacob Pullen made lay-up at :02.0

**Kansas State 64, Baylor 61**

March 2, 2013 at Waco, Texas  
Rodney McGruder made 3-pointer at :01.0

**Texas 67, Kansas State 64**

Jan. 21, 2014 at Austin, Texas  
Jonathan Holmes made 3-pointer at :01.0

**Texas Southern 58, Kansas State 56**

Dec. 28, 2014 at Manhattan, Kan.  
Jason Carter made jumper at :00.0

**Kansas State 66, Oklahoma 63 (OT)**

Jan. 10, 2015 at Norman, Okla.  
Marcus Foster made 3-pointer at :04.0

**Kansas State 59, Oklahoma 56**

Feb. 14, 2015 at Manhattan, Kan.  
Marcus Foster made 3-pointer at :05.0

**Kansas State 68, Georgia 66**

Dec. 4, 2015 at Athens, Ga.  
Dean Wade made jumper at :06.0

**Maryland 69, Kansas State 68**

Nov. 26, 2016 at Brooklyn, N.Y.  
Melo Trimble made layup at :06.0

**Kansas 90, Kansas State 88**

Jan. 3, 2017 at Lawrence, Kan.  
Svi Mykhailiuk made layup at :01.0

**Kansas State 56, Baylor 54**

Feb. 4, 2017 at Waco, Texas  
D.J. Johnson block at :01.0

**Kansas State 64, Texas 61**

Feb. 18, 2017 at Austin, Texas  
D.J. Johnson 3-point play at :01.0

**Kansas State 58, Iowa State 57**

Jan. 12, 2019 at Ames, Iowa  
Barry Brown, Jr. made layup at :04.0

**TCU 59, Kansas State 57**

Jan. 7, 2020 at Manhattan, Kan.  
Kevin Samuel made tip-in layup at :02.0

**K-State 71, Oklahoma State 68**

Feb. 2, 2022 at Manhattan, Kan.  
Nijel Pack made 3-pointer at :02.0

**Oklahoma State 82, K-State 79 (OT)**

Feb. 19, 2022 at Stillwater, Okla.  
Avery Anderson III made 3-pointer at :03.0



Weekly Rankings in The Associated Press Poll [1949-present]

Following is a look at Kansas State's week-by-week ranking in The Associated Press poll since it began in January 20, 1949 with an original poll of 20 teams. From the 1961-62 season through 1967-68 season, there was only a Top 10. It expanded again to 20 teams from 1968-69 through 1988-89. The Top 25 began in 1989-90, and it has stayed at that number ever since.

Year	PS	1	2	3	4	5	6	7	8	9	10	11	12	13	14	15	16	17	18	19	Dates
1949-50	NP	20	-	13	12	11	10	14	13	12											Jan. 5-Mar. 7
1950-51	NP	20	-	9	9	10	9	7	4	3	5	4	4								Dec. 19-Mar. 7
1951-52	NP	5	5	8	9	7	9	7	2	2	2	2	3	3							Dec. 10-Mar. 4
1952-53	NP	2	5	1	1	1	4	5	5	10	8	9	8	8	12						Dec. 16-Mar. 24
1953-54	NP	8	-	-	-	-	-	-	-	-	-	-	-	-	-						Dec. 8-Mar. 23
1955-56	NP	-	-	-	-	-	-	-	-	-	-	-	-	17	-						Dec. 6-Mar. 6
1956-57	NP	14	10	-	-	-	-	-	-	-	-	17	12	-	-						Dec. 11-Mar. 12
1957-58	NP	5	3	3	3	4	2	3	4	4	1	1	1	1	3						Dec. 10-Mar. 11
1958-59	NP	3	3	4	3	4	4	3	3	3	3	4	2	2	1						Dec. 9-Mar. 9
1959-60	NP	-	-	-	-	-	-	15	-	-	-	-	-	-	-						Dec. 22-Mar. 8
1960-61	NP	20	12	12	-	9	10	-	10	7	6	8	7	4							Dec. 13-Mar. 7
1961-62	8	4	5	4	5	4	4	4	4	4	4	3	3	6							Dec. 19-Mar. 13
1964-65	8	-	-	-	-	-	-	-	-	-	-	-	-	-	-						Dec. 8-Mar. 9
1965-66	10	-	-	-	-	-	-	-	-	-	-	-	-	-	-						Dec. 7-Mar. 8
1969-70	-	-	-	-	-	-	-	17	19	18	-	18	17	16	-						Dec. 9-Mar. 10
1972-73	17	16	20	17	16	18	17	14	18	18	18	15	13	16	11	9					Dec. 5-Mar. 13
1973-74	-	13	15	13	18	-	-	-	-	-	-	-	18	-	-	-	-	-	-	-	Dec. 4-Mar. 27
1974-75	-	-	-	-	-	-	-	-	-	-	-	-	-	-	-	-	17	15	15	-	Dec. 3-Apr. 2
1975-76	14	18	-	-	-	-	-	-	-	-	-	-	-	-	-	-	-	-	-	-	Dec. 2-Mar. 16
1976-77	-	-	-	-	-	-	-	-	-	-	-	-	-	-	-	-	-	-	16	-	Nov. 30-Mar. 15
1977-78	-	-	-	19	-	-	-	-	-	-	-	-	-	-	-	-	-	-	-	-	Nov. 29-Mar. 13
1979-80	-	-	-	-	-	-	-	-	-	20	-	19	-	-	-	-	-	-	-	-	Dec. 4-Mar. 4
1981-82	-	-	-	-	-	-	-	-	18	14	119	15	18	-	17	-	-	-	-	-	Dec. 1-Mar. 9
1987-88	-	-	-	-	-	-	-	-	-	-	-	14	-	-	-	-	20	-	-	-	Dec. 1-Mar. 15
1992-93	-	-	-	-	-	-	-	-	-	-	-	-	23	-	-	-	-	-	-	-	Nov. 23-Mar. 15
2007-08	25	22	18	25	-	-	-	-	-	-	-	-	22	20	18	24	-	-	-	-	Nov. 12-Mar. 31
2009-10	-	-	-	-	-	17	12	12	11	13	10	11	10	9	7	6	5	9	7	-	Nov. 11-Mar. 15
2010-11	3	4	5	5	6	11	17	17	21	-	-	-	-	-	-	-	-	19	21	-	Nov. 8-Mar. 14
2011-12	-	-	-	-	-	-	-	-	23	18	25	22	-	-	-	-	-	-	-	-	Nov. 7-Mar. 12
2012-13	-	-	-	-	-	-	25	25	18	16	11	18	13	10	13	13	9	11	12	-	Nov. 5-Mar. 18
2013-14	-	-	-	-	-	-	-	-	25	-	22	-	-	-	-	-	-	-	-	-	Nov. 4-Mar. 10
2016-17	-	-	-	-	-	-	-	-	-	25	-	-	-	-	-	-	-	-	-	-	Oct. 31-Mar. 13
2018-19	12	12	12	12	16	25	-	-	-	-	-	-	-	-	18	23	16	18	15	18	Oct. 22-Mar. 18

Wins vs. AP Top 5 Teams

vs. No. 1 [5]

- K-State 65, No. 1 Missouri 58, 2/8/1990
- K-State 68, at No. 1 Kansas 64, 1/17/1994
- K-State 71, No. 1 Texas 62, 1/18/2010
- K-State 84, No. 1 Kansas 68, 2/14/2011
- K-State 80, No. 1 Oklahoma, 2/6/2016

vs. No. 2 [7]

- No. 7 K-State 81, No. 2 Kansas 64, 1/26/1952
- No. 4 K-State 79, No. 2 Kansas 75 [2 OTs], 2/3/1958
- No. 3 K-State 83, No. 2 Cincinnati 80 [2 OTs], 3/14/1958
- K-State 50, No. 2 Oregon State 48, 3/14/1981
- No. 22 K-State 84, No. 2 Kansas 75, 1/30/2008
- K-State 56, at No. 2 Baylor 54, 2/4/2017
- No. 4 K-State 68, No. 2 Oklahoma State 55, 3/24/1951

vs. No. 3 [4]

- K-State 69, No. 3 Oklahoma 62, 1/16/1988
- No. 20 K-State 73, No. 3 Purdue 70, 3/25/1988
- K-State 66, No. 3 Oklahoma 51, 1/16/1990
- K-State 78, at No. 3 Missouri 68, 2/21/2012

vs. No. 4 [3]

- No. 7 K-State 85, No. 4 Long Island 65, 1/31/1951
- No. 3 K-State 69, No. 4 N.C. State, 12/19/1958
- K-State 87, No. 4 Oklahoma 69, 1/16/2018

vs. No. 5 [6]

- No. 20 K-State 77, No. 5 North Carolina 69, 12/16/1960
- K-State 94, at No. 5 Wichita State 86, 3/14/1964
- No. 17 K-State 70, No. 5 Missouri 55, 1/13/1973
- K-State 87, No. 5 Kansas 76, 3/4/1978
- K-State 57, at No. 5 Missouri 56, 2/24/1982
- No. 4 K-State 91, No. 5 Illinois 72, 3/14/1951

Record As AP Ranked Team

Rk.	W	L	Streak	Result/Last Time
1	8	4	L1	L, 75-85, Cincinnati, 3/14/1959
2	7	2	W3	W, 108-69, Missouri, 3/7/1959
3	28	7	W4	W, 76-67, Presbyterian, 11/18/2010
4	32	5	W1	W, 84-60, Texas Southern, 11/26/2010
5	19	5	W4	W, 68-60, Loyola Chicago, 12/11/2010
6	3	2	L2	L, 59-63, UNLV, 12/21/2010
7	13	2	L1	L, 56-63, Butler, 3/27/2010
8	16	3	W1	W, 61-48, Southern Illinois, 12/7/1964
9	15	3	L1	L, 70-76, Oklahoma State, 3/9/2013
10	7	8	W1	W, 81-61, Baylor, 2/16/2013
11	6	5	L1	L, 54-70, Kansas, 3/16/2013
12	14	5	L1	L, 71-83, Marquette, 12/1/2018
13	12	4	W8	W, 64-61, Baylor, 3/2/2013
14	4	7	L4	L, 95-112, Oklahoma, 2/13/1988
15	6	3	L1	L, 59-63, Iowa State, 3/15/2019
16	8	5	W1	W, 66-60, Baylor, 3/2/2019
17	16	5	L1	L, 62-76, Oklahoma State, 1/8/2011
18	23	10	L1	L, 64-70, UC Irvine, 3/22/2019
19	5	5	L1	L, 75-87, Colorado, 3/10/2011
20	11	2	W2	W, 82-61, Oklahoma State, 2/9/2008
21	2	2	W1	L, 65-70, Wisconsin, 3/19/2011
22	2	4	L3	L, 75-81, Iowa State, 1/25/2014
23	4	3	W3	W, 85-46, Oklahoma State, 2/23/2019
24	0	2	L2	L, 86-92, Baylor, 2/23/2008
25	10	4	W1	W, 71-59, Georgia State, 12/15/18

Miscellaneous

- Record as a Ranked Team: 271-108 (.715)
- Record as a Top 5 Team: 94-23 (.803)
- Record as a Top 10 Team: 148-42 (.779)
- Poll Debut: Jan. 5, 1950 (No. 20)
- Most Consecutive Polls: 38 (Dec. 26, 1950 - Dec. 8, 1953)
- Total Appearances in AP Final Poll: 15 (No. 12; 2013)
- Highest Ranking in AP Poll: 1 (eight times; March 9, 1959)

Record vs. AP Ranked Teams

Rk.	W	L	Streak	Result/Last Time
1	5	18	L4	L, 58-62, Kansas, 2/29/2020
2	7	19	L4	L, 68-74, vs. Baylor, 3/11/2021
3	4	18	L5	L, 60-81, at Kansas, 1/21/2020
4	3	17	L2	L, 49-74, at Baylor, 1/25/2022
5	6	12	L8	L, 83-102, Kansas, 2/22/2022
6	2	15	L1	L, 69-77, West Virginia, 1/1/2018
7	9	12	L1	L, 75-78, Kansas, 1/22/2022
8	5	9	W2	W, 70-63, Kansas, 2/23/2015
9	6	14	L1	L, 67-83, vs. Kansas, 3/9/2018
10	2	11	L2	L, 60-75, Baylor, 2/9/2022
11	3	11	L4	L, 57-63, at Texas Tech, 1/5/2019
12	6	11	L2	L, 68-73, at Texas Tech, 2/28/2022
13	4	9	L3	L, 64-72, vs. Arkansas, 11/22/2021
14	6	13	L3	L, 57-70, Texas, 1/4/2022
15	4	13	L2	L, 49-64, at Kansas, 2/25/2019
16	5	11	W1	W, 66-63 (OT), Oklahoma, 1/10/2015
17	4	10	L2	L, 61-80, at Iowa State, 2/27/2016
18	8	14	L1	L, 71-82, at Texas Tech, 1/5/2021
19	7	10	W1	W, 62-51, Texas Tech, 1/15/2022
20	7	9	W2	W, 74-61, at Oklahoma, 1/16/2019
21	3	5	L2	L, 72-82, Baylor, 2/10/2016
22	4	5	W4	W, 63-61, Baylor, 1/17/2015
23	6	8	W1	W, 66-65, at Texas, 1/18/2022
24	3	2	W2	W, 73-68, TCU, 1/20/2018
25	3	6	L3	L, 70-71, Texas, 2/22/2016

Miscellaneous

- Record vs. Ranked Teams: 122-282 (.302)
- Record vs. Top 5 Teams: 25-84 (.229)
- Record vs. Top 10 Teams: 49-145 (.253)
- Record vs. Top 15 Teams: 72-202 (.263)
- Record When Both Teams Are Ranked: 34-38 (.472)
- Record When Both Teams Are Ranked in Top 10: 10-14 (.417)
- Record When Both Teams Are Ranked in Top 5: 3-7 (.300)



Top 25 Records

Season AP Top 25 Opponents

1.	14	2015-16	1-13
2.	13	2020-21	1-12
3.	12	2014-15	6-7
4.	11	2010-11	6-5
5.	10	1991-92	2-8
	10	2000-01	2-8
	10	2009-10	6-4
	10	2017-18	3-7
	10	2021-22	2-8
10.	9	1994-95	0-9
	9	1996-97	0-9
	9	1999-2000	0-9
	9	2011-12	4-5
	9	2012-13	3-6
	9	2013-14	6-3
	9	2016-17	3-6

■ At least one ranked team every year since 1965-66.

Season AP Top 25 Wins

1.	6	2009-10 [6-4]	10 gms
	6	2010-11 [6-5]	11 gms
	6	2013-14 [6-3]	9 gms
	6	2014-15 [6-7]	13 gms
5.	5	1950-51 [5-1]	6 gms
6.	4	1980-81 [4-2]	6 gms
	4	2011-12 [4-5]	9 gms
	4	2018-19 [4-3]	7 gms
9.	3	1955-56 [3-1]	4 gms
	3	1957-58 [3-3]	6 gms
	3	1981-82 [3-2]	5 gms
	3	1987-88 [3-3]	6 gms
	3	2012-13 [3-6]	9 gms
	3	2016-17 [3-6]	9 gms
	3	2017-18 [3-6]	9 gms

■ At least one Top 25 win every year since 2006-07.

Career AP Top 10 Wins

1.	10	Fred "Tex" Winter [10-17]	1954-68
	10	Bruce Weber [10-28]	2012-22
3.	8	Frank Martin [8-14]	2007-12
4.	6	Jack Hartman [6-22]	1970-86
5.	5	Lon Kruger [5-12]	1986-90
6.	3	Jack Gardner [3-5]	1939-42; 1946-53
	3	Dana Altman [3-9]	1990-94
8.	2	Jim Woodlridge [2-16]	2000-06

Career AP Top 25 Wins

1.	29	Bruce Weber [29-71]	2012-22
2.	22	Jack Hartman [22-48]	1970-86
3.	19	Frank Martin [19-21]	2007-12
4.	16	Fred "Tex" Winter [16-20]	1954-68
5.	8	Lon Kruger [8-19]	1986-90
6.	7	Jack Gardner [7-7]	1939-42; 1946-53
7.	6	Dana Altman [6-18]	1990-94
8.	5	Jim Woodlridge [5-33]	2000-06
9.	4	Lowell "Cotton" Fitzsimmons [4-3]	1968-70
10.	3	Tom Asbury [3-39]	1994-2000

Career Home AP Top 25 Wins

1.	21	Bruce Weber [21-25]	2012-22
2.	9	Jack Hartman [9-17]	1970-86
3.	8	Fred "Tex" Winter [8-7]	1954-68
4.	8	Frank Martin [8-7]	2007-12
5.	5	Jim Woodlridge [5-13]	2000-06
6.	4	Lon Kruger [4-5]	1986-90
	4	Dana Altman [6-18]	1990-94
8.	2	Jack Gardner [2-1]	1939-42; 1946-53
	2	Lowell "Cotton" Fitzsimmons [2-1]	1968-70

Total Weeks in The AP Top 25\*

1.	939	Kentucky
2.	931	North Carolina
3.	860	Duke
4.	820	Kansas
5.	718	UCLA
6.	656	Louisville
7.	560	Indiana
8.	567	Arizona
	550	Syracuse
10.	483	Illinois
44.	221	Kansas State

**Other Big 12 schools:**

19.	375	Oklahoma
32.	288	Texas
37.	273	Oklahoma State
41.	263	West Virginia
54.	175	Baylor
68.	170	Iowa State
98.	115	Texas Tech
104.	46	TCU

\*Entering the 2022-23 season

Memorable Games in School History

All Games When Both Teams Were Ranked in The AP Top 10 (10-13)

Date	Winner	Loser	Site
Jan. 31, 1951	(7) Kansas State 85	(4) Long Island 65	Manhattan, Kan.
March 27, 1951	(1) Kentucky 68	(4) Kansas State 58	Minneapolis, Minn.
Dec. 22, 1951	(8) Indiana 80	(5) Kansas State 75	Bloomington, Ind.
Dec. 28, 1951	(4) Kansas 90	(8) Kansas State 88 (OT)	Kansas City, Mo.
Jan. 26, 1952	(7) Kansas State 81	(2) Kansas 64	Manhattan, Kan.
March 7, 1952	(8) Kansas 78	(3) Kansas State 61	Lawrence, Kan.
Dec. 19, 1952	(2) Kansas State 80	(7) Notre Dame 64	East Lansing, Mich.
Feb. 17, 1953	(10) Kansas 80	(8) Kansas State 78	Manhattan, Kan.
Dec. 30, 1957	(2) Kansas 79	(3) Kansas State 65	Kansas City, Mo.
Feb. 3, 1958	(4) Kansas State 79	(2) Kansas 75 (2 OTs)	Lawrence, Kan.
March 8, 1958	(10) Kansas 61	(1) Kansas State 44	Manhattan, Kan.
March 14, 1958	(3) Kansas State 83	(2) Cincinnati 80 (2 OTs)	Lawrence, Kan.
March 22, 1958	(5) Temple 67	(3) Kansas State 57	Louisville, Ky.
Dec. 19, 1958	(3) Kansas State 69	(4) N.C. State 67	Manhattan, Kan.
March 14, 1959	(5) Cincinnati 85	(1) Kansas State 75	Lawrence, Kan.
March 18, 1961	(2) Cincinnati 69	(4) Kansas State 64	Lawrence, Kan.
Dec. 16, 1961	(8) Kansas State 63	(9) St. John's 50	Manhattan, Kan.
March 3, 1962	(3) Kansas State 60	(9) Colorado 48	Manhattan, Kan.
March 15, 1973	(9) Kansas State 66	(7) Louisiana-Lafayette 63	Houston, Texas
Jan. 19, 2010	(10) Kansas State 71	(1) Texas 62	Manhattan, Kan.
March 3, 2010	(2) Kansas 82	(1) Kansas State 65	Lawrence, Kan.
March 13, 2010	(1) Kansas 72	(9) Kansas State 64	Kansas City, Mo.
March 27, 2010	(8) Butler 63	(7) Kansas State 56	Salt Lake City, Utah

Wins Over AP Top 10 Teams When Unranked (30) [Top 5 wins highlighted]

Date	Winner	Loser	Site
Jan. 19, 1955	Kansas State 78	(8) Missouri 67	Columbia, Mo.
Jan. 7, 1956	Kansas State 68	(8) Iowa State 64	Ames, Iowa
March 14, 1964	Kansas State 94	(5) Wichita State 86	Wichita, Kan.
March 3, 1978	Kansas State 87	(5) Kansas 76	Kansas City, Mo.
March 14, 1981	Kansas State 50	(2) Oregon State 48	Los Angeles, Calif.
Feb. 24, 1982	Kansas State 57	(5) Missouri 56	Columbia, Mo.
Jan. 16, 1988	Kansas State 69	(3) Oklahoma 62	Manhattan, Kan.
March 1, 1989	Kansas State 76	(7) Missouri 75	Manhattan, Kan.
Jan. 16, 1990	Kansas State 66	(3) Oklahoma 51	Manhattan, Kan.
Feb. 8, 1990	Kansas State 65	(1) Missouri 58	Manhattan, Kan.
Feb. 14, 1990	Kansas State 85	(4) Oklahoma 69	Norman, Okla.
Feb. 29, 1992	Kansas State 73	(6) Missouri 69	Manhattan, Kan.
March 13, 1993	Kansas State 74	(7) Kansas 67	Manhattan, Kan.
Jan. 17, 1994	Kansas State 68	(1) Kansas 64	Lawrence, Kan.
Feb. 2, 2002	Kansas State 70	(9) Oklahoma State 61	Manhattan, Kan.
March 6, 2004	Kansas State 58	(10) Texas 48	Manhattan, Kan.
Jan. 19, 2008	Kansas State 75	(10) Texas A&M 54	Manhattan, Kan.
Feb. 14, 2011	Kansas State 84	(1) Kansas 68	Manhattan, Kan.
Feb. 28, 2011	Kansas State 75	(7) Texas 70	Austin, Texas
Feb. 18, 2012	Kansas State 57	(9) Baylor 56	Waco, Texas
Feb. 21, 2012	Kansas State 78	(3) Missouri 68	Columbia, Mo.
Jan. 4, 2014	Kansas State 74	(6) Oklahoma State 71	Manhattan, Kan.
Feb. 10, 2014	Kansas State 85	(7) Kansas 82 [OT]	Manhattan, Kan.
Feb. 23, 2015	Kansas State 70	(8) Kansas 63	Manhattan, Kan.
Feb. 6, 2016	Kansas State 80	(1) Oklahoma 69	Manhattan, Kan.
Jan. 21, 2017	Kansas State 79	(7) West Virginia 75	Manhattan, Kan.
Feb. 4, 2017	Kansas State 56	(2) Baylor 54	Waco, Texas
March 9, 2017	Kansas State 70	(9) Baylor 64	Kansas City, Mo.
Jan. 16, 2018	Kansas State 87	(4) Oklahoma 69	Manhattan, Kan.
Feb. 23, 2021	Kansas State 62	(7) Oklahoma 57	Manhattan, Kan.

Wins Over AP Top 25 Teams on Road (27) [Top 5 wins highlighted]

Date	Winner	Loser	Site
Jan. 15, 1951	(9) Kansas State 47	(17) Kansas 43	Lawrence, Kan.
Jan. 19, 1955	Kansas State 78	(8) Missouri 67	Columbia, Mo.
Jan. 7, 1956	Kansas State 68	(8) Iowa State 64	Ames, Iowa
Feb. 3, 1958	(4) Kansas State 79	(2) Kansas 75 [20Ts]	Lawrence, Kan.
March 8, 1969	Kansas State 64	(19) Kansas 57	Lawrence, Kan.
March 7, 1972	Kansas State 79	(18) Missouri 76	Columbia, Mo.
Feb. 4, 1976	Kansas State 85	(13) Missouri 81	Columbia, Mo.
Dec. 30, 1980	Kansas State 66	(19) Arkansas 57	Pinne Bluff, Ark.
Jan. 30, 1980	(20) Kansas State 66	(14) Missouri 64	Columbia, Mo.
Feb. 24, 1982	Kansas State 57	(5) Missouri 56	Columbia, Mo.
Feb. 27, 1987	Kansas State 90	(12) Oklahoma 89	Norman, Okla.
Jan. 28, 1989	Kansas State 71	(18) Kansas 70	Lawrence, Kan.
Feb. 14, 1990	Kansas State 85	(4) Oklahoma 69	Norman, Okla.
Jan. 17, 1994	Kansas State 68	(1) Kansas 64	Lawrence, Kan.
Feb. 28, 1996	Kansas State 92	(23) Iowa State 87 [OT]	Ames, Iowa
Feb. 3, 2007	Kansas State 73	(22) Texas 72	Austin, Texas
Jan. 31, 2009	Kansas State 85	(11) Texas [OT]	Austin, Texas
Dec. 12, 2009	Kansas State 95	(18) UNLV	Las Vegas, Nev.
Jan. 26, 2010	(11) Kansas State 76	(24) Baylor 74	Waco, Texas
Feb. 28, 2011	Kansas State 75	(7) Texas 70	Austin, Texas
Feb. 18, 2012	Kansas State 57	(9) Baylor 56	Waco, Texas
Feb. 21, 2012	Kansas State 78	(3) Missouri 68	Columbia, Mo.
Jan. 10, 2015	Kansas State 66	(16) Oklahoma 63 [OT]	Norman, Okla.
Feb. 4, 2017	Kansas State 56	(2) Baylor 54	Waco, Texas
Jan. 12, 2019	Kansas State 58	(20) Iowa State 57	Ames, Iowa
Jan. 16, 2019	Kansas State 74	(20) Oklahoma 61	Norman, Okla.
Jan. 18, 2022	Kansas State 66	(23) Texas 65	Austin, Texas



All-Time Results vs. AP-Ranked Opponents [1949-present]

**vs. No. 1 [5-18]**

Date	Opponent	W/L	Result	Site	KS Rk
3/27/1951	Kentucky	L	58-68	N-min	4
1/2/1957	Kansas	L	45-51	A	—
12/24/1962	Cincinnati	L	61-75	H	—
3/20/1964	UCLA	L	84-90	N-kc	—
1/30/1982	Missouri	L	58-59	H	14
3/14/1987	UNLV	L	61-80	N-slc	—
2/1/1989	Oklahoma	L	82-90	H	—
2/22/1989	Oklahoma	L	82-86	A	—
<b>2/8/1990</b>	<b>Missouri</b>	<b>W</b>	<b>65-58</b>	<b>H</b>	<b>—</b>
1/18/1993	Kansas	L	65-71	H	—
<b>1/17/1994</b>	<b>Kansas</b>	<b>W</b>	<b>68-64</b>	<b>A</b>	<b>—</b>
1/4/1997	Kansas	L	59-62	H	—
2/22/1997	Kansas	L	58-78	A	—
2/27/2002	Kansas	L	68-103	A	—
<b>1/19/2010</b>	<b>Texas</b>	<b>W</b>	<b>71-62</b>	<b>H</b>	<b>10</b>
3/13/2010	Kansas	L	64-72	N-kc	9
11/23/2010	Duke	L	68-82	N-kc	4
<b>2/14/2011</b>	<b>Kansas</b>	<b>W</b>	<b>84-68</b>	<b>H</b>	<b>—</b>
<b>2/6/2016</b>	<b>Oklahoma</b>	<b>W</b>	<b>80-69</b>	<b>H</b>	<b>—</b>
3/10/2016	Kansas	L	63-85	N-kc	—
1/14/2017	Baylor	L	68-77	H	25
2/3/2020	Baylor	L	67-73	H	—
2/29/2020	Kansas	L	58-62	H	—

**vs. No. 2 [7-19]**

Date	Opponent	W/L	Result	Site	KS Rk
<b>3/24/1951</b>	<b>Oklahoma State</b>	<b>W</b>	<b>68-44</b>	<b>N-kc</b>	<b>4</b>
<b>1/26/1952</b>	<b>Kansas</b>	<b>W</b>	<b>81-64</b>	<b>H</b>	<b>7</b>
<b>3/6/1957</b>	<b>Kansas</b>	<b>W</b>	<b>57-64</b>	<b>A</b>	<b>—</b>
12/30/1957	Kansas	L	65-79	N-kc	3
<b>2/3/1958</b>	<b>Kansas</b>	<b>W</b>	<b>79-75 (o ts)</b>	<b>A</b>	<b>4</b>
<b>3/14/1958</b>	<b>Cincinnati</b>	<b>W</b>	<b>83-80 (o ts)</b>	<b>N-law</b>	<b>3</b>
3/18/1961	Kansas	L	64-69	N-law	4
3/21/1964	Michigan	L	90-100	N-kc	—
3/8/1980	Louisville	L	69-71 (o t)	N-lin	—
<b>3/14/1981</b>	<b>Oregon State</b>	<b>W</b>	<b>50-48</b>	<b>N-la</b>	<b>—</b>
3/17/1986	Kansas	L	57-74	N-kc	—
1/27/1990	Kansas	L	57-85	H	—
2/24/1990	Kansas	L	58-70	A	—
2/4/2002	Kansas	L	71-98	H	—
3/10/2007	Kansas	L	61-67	N-kc	—
<b>1/30/2008</b>	<b>Kansas</b>	<b>W</b>	<b>84-75</b>	<b>H</b>	<b>22</b>
1/30/2010	Kansas	L	79-81 (o t)	H	11
3/3/2010	Kansas	L	65-82	A	5
3/17/2012	Syracuse	L	59-75	N-pitt	—
1/9/2016	Oklahoma	L	76-86	A	—
2/20/2016	Kansas	L	63-72	H	—
<b>2/4/2017</b>	<b>Baylor</b>	<b>W</b>	<b>56-54</b>	<b>A</b>	<b>—</b>
2/25/2020	Baylor	L	66-85	A	—
12/19/2020	Baylor	L	69-100	H	—
1/27/2021	Baylor	L	59-107	A	—
3/11/2021	Baylor	L	68-74	N-kc	—

**vs. No. 3 [4-18]**

Date	Opponent	W/L	Result	Site	KS Rk
3/11/1967	Kansas	L	56-74	A	—
11/23/1985	Michigan	L	58-80	N-ma	—
2/2/1986	Kansas	L	69-84	A	—
<b>1/16/1988</b>	<b>Oklahoma</b>	<b>W</b>	<b>69-62</b>	<b>H</b>	<b>—</b>
<b>2/25/1988</b>	<b>Purdue</b>	<b>W</b>	<b>73-70</b>	<b>N-pon</b>	<b>—</b>
<b>1/16/1990</b>	<b>Oklahoma</b>	<b>W</b>	<b>66-51</b>	<b>H</b>	<b>—</b>
2/28/1990	Missouri	L	60-65	A	—
1/23/1990	Arkansas	L	81-112	A	—
1/16/1992	Oklahoma State	L	34-72	A	—
2/3/1992	Kansas	L	58-80	A	—
2/22/1992	Kansas	L	52-54	H	—
2/18/1995	Kansas	L	67-78	H	—
2/4/1996	Kansas	L	62-72	A	—
1/17/1998	Kansas	L	62-69	A	—
3/6/1998	Kansas	L	61-68	N-kc	—
2/9/2005	Kansas	L	65-74	A	—
<b>2/21/2012</b>	<b>Missouri</b>	<b>W</b>	<b>78-68</b>	<b>H</b>	<b>—</b>
1/22/2013	Kansas	L	55-59	H	—
11/25/2014	Arizona	L	68-72	N-ma	—
1/3/2017	Kansas	L	88-90	A	—
2/6/2017	Kansas	L	71-74	H	—
1/21/2020	Kansas	L	60-81	A	—

**vs. No. 4 [3-17]**

Date	Opponent	W/L	Result	Site	KS Rk
1/31/1951	LIU Brooklyn	W	85-65	H	7
12/28/1951	Kansas	L	88-90	N-kc	8
<b>12/19/1958</b>	<b>N.C. State</b>	<b>W</b>	<b>69-67</b>	<b>H</b>	<b>3</b>
12/23/1963	Cincinnati	L	70-72	A	—
3/18/1972	Louisville	L	65-72	N-am	—
12/27/1986	North Carolina	L	67-81	N-kc	—
2/13/1988	Oklahoma	L	95-112	A	14
3/13/1988	Oklahoma	L	83-88	N-kc	—
2/14/1990	Oklahoma	L	69-85	A	—
2/14/1998	Kansas	L	58-73	H	—
1/27/2001	Kansas	L	66-92	A	—
2/16/2002	Oklahoma	L	62-73	H	—
3/8/2002	Oklahoma	L	52-63	N-kc	—
3/4/2003	Texas	L	70-74	A	—
1/10/2012	Baylor	L	63-75	H	18
2/13/2012	Kansas	L	53-59	H	—
11/23/2012	Michigan	L	57-71	N-nyrc	—
<b>1/16/2018</b>	<b>Oklahoma</b>	<b>W</b>	<b>87-69</b>	<b>H</b>	<b>—</b>
1/16/2021	Texas	L	67-82	A	—
1/25/2022	Baylor	L	49-74	A	—

**vs. No. 5 [6-12]**

Date	Opponent	W/L	Result	Site	KS Rk
<b>3/24/1951</b>	<b>Illinois</b>	<b>W</b>	<b>91-72</b>	<b>H</b>	<b>4</b>
3/22/1958	Temple	L	57-67	N-lou	—
3/14/1959	Cincinnati	L	75-85	N-law	1
<b>12/16/1960</b>	<b>North Carolina</b>	<b>W</b>	<b>77-69</b>	<b>H</b>	<b>20</b>
<b>3/14/1964</b>	<b>Wichita State</b>	<b>W</b>	<b>94-86</b>	<b>N-wic</b>	<b>—</b>
1/30/1971	Colorado	L	72-86	A	—
2/22/1971	Kansas	L	48-61	H	—
<b>1/13/1973</b>	<b>Missouri</b>	<b>W</b>	<b>70-55</b>	<b>H</b>	<b>17</b>
<b>3/3/1978</b>	<b>Kansas</b>	<b>W</b>	<b>87-76</b>	<b>N-kc</b>	<b>—</b>
<b>3/14/1982</b>	<b>Missouri</b>	<b>W</b>	<b>57-56</b>	<b>A</b>	<b>—</b>
12/31/1982	Indiana	L	46-48	H	—
2/1/1988	Kansas	L	50-64	H	—
2/4/1989	Missouri	L	68-73	H	—
2/12/1994	Kansas	L	56-65	H	—
2/24/1996	Kansas	L	66-77	H	—
3/9/1996	Kansas	L	55-61	N-kc	—
2/25/2008	Texas	L	65-74	H	—
2/22/2022	Kansas	L	83-102	A	—

**vs. No. 6 [2-15]**

Date	Opponent	W/L	Result	Site	KS Rk
1/15/1955	Missouri	L	85-94	H	—
1/22/1966	Kansas	L	61-69	A	—
1/23/1969	Kansas	L	55-75	H	—
3/21/1981	North Carolina	L	68-82	N-slc	—
<b>2/29/1992</b>	<b>Missouri</b>	<b>W</b>	<b>73-69</b>	<b>H</b>	<b>—</b>
2/20/1993	Kansas	L	64-72	A	—
3/2/1994	Missouri	L	57-68	H	—
3/10/1995	Kansas	L	45-90	N-kc	—
12/30/1997	Arizona	L	87-125	A	—
2/21/2001	Iowa State	L	51-62	H	—
2/1/2003	Oklahoma	L	89-91 (o t)	H	—
3/1/2008	Kansas	L	74-88	A	—
3/22/2008	Wisconsin	L	55-72	N-oma	—
1/10/2009	Oklahoma	L	53-61	H	—
1/29/2011	Kansas	L	66-90	A	—
<b>1/4/2014</b>	<b>Oklahoma State</b>	<b>W</b>	<b>74-71</b>	<b>H</b>	<b>—</b>
1/1/2018	West Virginia	L	69-77	H	—

**vs. No. 7 [9-12]**

Date	Opponent	W/L	Result	Site	KS Rk
<b>12/19/1952</b>	<b>Notre Dame</b>	<b>W</b>	<b>80-64</b>	<b>N-el</b>	<b>2</b>
2/11/1967	Kansas	L	55-60	H	—
12/30/1972	Missouri	L	72-82	N-kc	16
<b>3/15/1973</b>	<b>Louisiana</b>	<b>W</b>	<b>66-63</b>	<b>N-hou</b>	<b>9</b>
3/17/1977	Marquette	L	66-67	N-okc	16
2/9/1985	Oklahoma	L	75-81	H	—
<b>3/1/1989</b>	<b>Missouri</b>	<b>W</b>	<b>76-75</b>	<b>H</b>	<b>—</b>
<b>3/13/1993</b>	<b>Kansas</b>	<b>W</b>	<b>74-67</b>	<b>N-kc</b>	<b>—</b>
1/18/1995	Kansas	L	74-78	A	—
3/2/2005	Kansas	L	65-72	A	—
2/22/2006	Texas	L	64-65	H	—
<b>2/28/2011</b>	<b>Texas</b>	<b>W</b>	<b>75-70</b>	<b>A</b>	<b>—</b>
<b>1/7/2012</b>	<b>Missouri</b>	<b>W</b>	<b>75-59</b>	<b>H</b>	<b>23</b>
3/16/2013	Kansas	L	54-70	N-kc	11
<b>2/10/2014</b>	<b>Kansas</b>	<b>W</b>	<b>85-82 (o t)</b>	<b>H</b>	<b>—</b>
2/3/2016	Kansas	L	59-77	A	—
<b>1/21/2017</b>	<b>West Virginia</b>	<b>W</b>	<b>79-75</b>	<b>H</b>	<b>—</b>
1/29/2018	Kansas	L	56-70	H	—
2/10/2018	Texas Tech	L	47-66	H	—
<b>2/23/2021</b>	<b>Oklahoma</b>	<b>W</b>	<b>62-57</b>	<b>H</b>	<b>—</b>
1/22/2022	Kansas	L	75-78	H	—

**vs. No. 8 [5-9]**

Date	Opponent	W/L	Result	Site	KS Rk
12/29/1951	Indiana	L	75-80	A	5
3/7/1952	Kansas	L	61-78	A	3
<b>1/19/1955</b>	<b>Missouri</b>	<b>W</b>	<b>78-67</b>	<b>A</b>	<b>—</b>
<b>1/7/1956</b>	<b>Iowa State</b>	<b>W</b>	<b>68-64</b>	<b>A</b>	<b>—</b>
1/21/1978	Kansas	L	52-56	A	—
2/11/1978	Kansas	L	63-75	H	—
<b>12/21/1981</b>	<b>Minnesota</b>	<b>W</b>	<b>62-52</b>	<b>H</b>	<b>—</b>
1/25/1986	Oklahoma	L	80-83	H	—
2/11/1986	Oklahoma	L	77-85	A	—
1/12/2000	Kansas	L	79-87	A	—
2/25/2009	Missouri	L	74-94	A	—
3/27/2010	Butler	L	56-63	N-slc	7
<b>12/22/2012</b>	<b>Florida</b>	<b>W</b>	<b>67-61</b>	<b>H-kc</b>	<b>—</b>
<b>2/23/2015</b>	<b>Kansas</b>	<b>W</b>	<b>70-63</b>	<b>H</b>	<b>—</b>

**vs. No. 9 [6-14]**

Date	Opponent	W/L	Result	Site	KS Rk
<b>2/23/1957</b>	<b>Iowa State</b>	<b>W</b>	<b>86-77 (o t)</b>	<b>H</b>	<b>17</b>
<b>12/16/1961</b>	<b>St. John's</b>	<b>W</b>	<b>63-50</b>	<b>H</b>	<b>8</b>
<b>3/16/1962</b>	<b>Colorado</b>	<b>W</b>	<b>60-48</b>	<b>H</b>	<b>3</b>
3/16/1968	Louisville	L	63-93	N-wic	—
1/26/1985	Oklahoma	L	75-94	A	—
2/12/1992	Missouri	L	59-67	A	—
2/15/1997	Iowa State	L	58-62	H	—
12/2/2000	Illinois	L	56-76	H	—
3/9/2001	Kansas	L	63-94	N-kc	—
<b>2/22/2002</b>	<b>Oklahoma State</b>	<b>W</b>	<b>79-71</b>	<b>H</b>	<b>8</b>
3/1/2005	Kansas	L	67-80	N-kc	—
2/7/2007	Kansas	L	70-97	A	—
2/19/2007	Kansas	L	62-71	H	—
<b>2/18/2012</b>	<b>Baylor</b>	<b>W</b>	<b>57-56</b>	<b>A</b>	<b>—</b>
1/20/2015	Iowa State	L	71-77	A	—
1/31/2015	Kansas	L	57-68	A	—
11/24/2015	North Carolina	L	70-80	N-kc	—
1/26/2016	West Virginia	L	55-70	A	—
<b>3/9/2017</b>	<b>Baylor</b>	<b>W</b>	<b>70-64</b>	<b>N-kc</b>	<b>—</b>
3/9/2018	Kansas	L	67-83	N-kc	—

**vs. No. 10 [2-11]**

Date	Opponent	W/L	Result	Site	KS Rk
2/17/1953	Kansas	L	78-80	H	8
3/8/1958	Kansas	L	44-61	H	1
1/18/1969	Kansas	L	67-73	H	—
1/26/1972	Kentucky	L	64-71	H	—
2/5/1983	Missouri	L	50-82	A	—
2/11/1984	Oklahoma	L	74-80	A	—
3/11/1989	Missouri	L	83-88	N-kc	—
2/28/2001					



All-Time Results As An AP-Ranked Team [1949-present]

As No. 1 [8-4]

Date	Opponent	W/L	Result	Site	Opp Rk
12/30/1952	Marquette	W	93-87	N-kc	—
1/10/1953	Kansas	W	88-72	H	—
1/17/1953	Kansas	L	66-80	A	15
2/15/1958	Colorado	W	68-62	A	—
2/22/1958	Missouri	W	82-61	A	—
2/25/1958	Oklahoma	W	68-51	H	—
3/1/1958	Missouri	W	86-75	H	—
3/8/1958	Nebraska	L	48-55	A	—
3/8/1958	Kansas	L	44-61	H	10
3/9/1959	Nebraska	W	76-54	H	—
3/13/1959	DePaul	W	102-70	N-law	—
3/14/1959	Cincinnati	L	75-85	N-law	—

As No. 2 [7-2]

Date	Opponent	W/L	Result	Site	Opp Rk
2/2/1952	Colorado	W	92-40	H	—
2/9/1952	Missouri	W	55-52	A	—
2/16/1952	Missouri	W	86-58	H	—
2/23/1952	Colorado	L	57-67	A	—
12/19/1952	Note Dame	W	80-64	N-el	2
12/20/1952	Michigan State	L	63-80	N-el	2
1/18/1958	Oklahoma	W	64-60	A	—
2/27/1959	Kansas	W	87-77	A	—
3/7/1959	Missouri	W	108-69	H	—

As No. 3 [28-7]

Date	Opponent	W/L	Result	Site	Opp Rk
2/17/1951	Oklahoma	L	46-49	A	—
3/1/1952	Nebraska	W	75-60	A	—
3/3/1952	Iowa State	W	88-66	A	—
3/7/1952	Kansas	L	61-78	A	8
3/10/1952	Oklahoma	W	79-58	H	—
12/20/1957	California	W	58-44	N-law	—
12/21/1957	Washington	W	70-63	H	—
12/27/1957	Missouri	W	60-51	N-kc	—
12/28/1957	Nebraska	W	88-57	N-kc	—
12/30/1957	Kansas	L	65-79	N-kc	2
1/25/1958	Iowa State	W	64-54	A	—
3/14/1958	Cincinnati	W	83-80	N-law	2
3/15/1958	Oklahoma State	W	69-57	N-law	19
3/21/1958	Seattle	L	51-73	N-lou	—
3/22/1958	Temple	L	57-67	N-lou	5
12/12/1958	California	W	68-65	A	—
12/13/1958	San Francisco	W	53-52	A	—
12/15/1958	BYU	L	68-77	A	—
12/19/1958	N.C. State	W	69-67	H	4
12/20/1958	St. Joseph's (Pa.)	W	88-55	N-law	14
12/30/1958	Colorado	W	67-66	N-kc	—
1/5/1959	Iowa State	W	59-56	A	—
1/26/1959	Iowa State	W	78-55	H	—
1/31/1959	South Dakota State	W	91-65	H	—
2/2/1959	Nebraska	W	50-43	A	—
2/7/1959	Colorado	W	70-59	A	—
2/11/1959	Kansas	W	82-72	H	—
2/14/1959	Oklahoma State	W	60-49	H	—
2/16/1959	Oklahoma	W	75-55	A	—
3/3/1962	Colorado	W	60-48	H	9
3/5/1962	Oklahoma State	L	68-78	A	—
3/7/1962	Nebraska	W	84-60	A	—
11/12/2010	James Madison	W	75-61	H	—
11/16/2010	Virginia Tech	W	73-57	H	22
11/18/2010	Presbyterian	W	76-67	H	—

As No. 4 [32-5]

Date	Opponent	W/L	Result	Site	Opp Rk
2/10/1951	Missouri	W	75-64	H	—
2/13/1951	Iowa State	W	81-47	A	—
3/5/1951	Oklahoma	W	87-48	H	—
3/14/1951	Illinois	W	91-72	H	5
3/21/1951	Arizona	W	61-59	N-kc	12
3/23/1951	BYU	W	64-54	N-kc	11
3/24/1951	Oklahoma State	W	68-44	N-kc	2
3/27/1951	Kentucky	L	58-68	N-minn	1
1/24/1953	Missouri	W	94-85	A	—
1/6/1958	Minnesota	W	72-71	H	—
1/11/1958	Nebraska	W	74-59	H	—
2/1/1958	Colorado	W	83-54	H	—
2/3/1958	Kansas	W	79-75	(2 o-ts)	2
2/8/1958	Iowa State	W	77-70	H	—
12/26/1958	Missouri	W	69-66	N-kc	—
12/29/1958	Oklahoma	W	73-59	N-kc	—
1/10/1959	Colorado	W	89-58	H	—
1/12/1959	Oklahoma	W	90-45	H	—
1/17/1959	Missouri	W	75-60	A	—
2/21/1959	Oklahoma State	W	62-50	A	—
3/11/1961	Colorado	W	82-65	H	—
3/13/1961	Newston	W	75-64	N-law	—
3/18/1961	Cincinnati	L	64-69	N-law	2
12/22/1961	Xavier	W	75-67	N-lex	—
12/23/1961	Kentucky	L	67-80	N-lex	—
1/6/1962	Colorado	L	61-75	A	—
1/17/1962	Missouri	W	69-66	A	—
1/27/1962	Iowa State	W	56-55	A	—
2/3/1962	Nebraska	W	72-53	H	—
2/7/1962	Kansas	W	91-72	A	—
2/10/1962	Missouri	W	65-59	H	—
2/17/1962	Oklahoma	W	71-63	A	—
2/24/1962	Oklahoma	W	89-57	H	—
2/26/1962	Iowa State	W	69-54	H	—
11/22/2010	Gonzaga	W	81-64	N-kc	—
11/23/2010	Duke	L	68-82	N-kc	1
11/26/2010	Texas Southern	W	84-60	H	—

As No. 5 [19-5]

Date	Opponent	W/L	Result	Site	Opp Rk
2/24/1951	Kansas	W	65-51	H	—
2/26/1951	Nebraska	W	74-48	H	—
12/11/1951	California	W	64-50	A	—
12/12/1951	San Francisco	L	52-55	A	—
12/15/1951	Denver	W	65-55	H	—
12/17/1951	Hamline (Minn.)	W	92-73	H	—
12/22/1951	Indiana	L	75-80	A	8

12/27/1952	Oklahoma	W	93-69	N-kc	—
12/29/1952	Yale	W	79-70	N-kc	—
1/31/1953	Iowa State	W	81-78	H	—
2/7/1953	Nebraska	L	67-80	A	—
12/14/1957	Iowa	W	86-69	H	—
12/16/1957	Arkansas	W	63-48	A	—
12/27/1961	Nebraska	W	60-48	N-kc	—
12/29/1961	Missouri	W	62-57	N-kc	—
12/30/1961	Iowa State	W	69-67	N-kc	—
1/10/1962	Kansas	W	70-45	H	—
1/13/1962	Oklahoma State	W	50-44	H	—
3/3/2010	Kansas	L	65-82	A	2
3/6/2010	Iowa State	L	82-85	(ot)	H
11/29/2010	Emporia State	W	85-61	H	—
12/3/2010	Washington State	W	63-58	A	—
12/6/2010	Alcorn State	W	89-55	H	—
12/11/2010	Loyola Chicago	W	68-60	A	—

As No. 6 [3-2]

Date	Opponent	W/L	Result	Site	Opp Rk
2/18/1961	Missouri	W	99-70	A	—
12/18/2010	Florida	L	44-57	N-sun	—
12/21/2010	UNLV	L	59-61	H-kc	—
2/23/2010	Texas Tech	W	83-64	A	—
2/27/2010	Missouri	W	63-53	H	—

As No. 7 [13-2]

Date	Opponent	W/L	Result	Site	Opp Rk
1/31/1951	LIU Brooklyn	W	85-65	H	4
2/3/1951	Colorado	W	60-45	A	—
2/5/1951	Nebraska	W	79-50	A	—
1/12/1952	Nebraska	W	71-36	H	—
1/14/1952	Oklahoma	W	65-54	A	—
1/26/1952	Kansas	W	81-64	H	2
2/11/1961	Iowa State	W	66-65	H	—
2/13/1961	Colorado	L	80-81	A	—
3/4/1961	Nebraska	W	75-56	H	—
2/17/2010	Nebraska	W	91-87	H	—
2/20/2010	Oklahoma	W	83-68	A	—
3/18/2010	North Texas	W	82-62	N-okc	—
3/20/2010	BYU	W	84-72	N-okc	—
3/25/2010	Xavier	W	101-96	(2 o-ts)	N-slc
3/27/2010	Butler	L	56-63	N-slc	—

As No. 8 [16-3]

Date	Opponent	W/L	Result	Site	Opp Rk
12/27/1951	Nebraska	W	87-67	N-kc	—
12/28/1951	Kansas	L	88-90	(ot)	N-kc
12/29/1951	Oklahoma	W	84-69	N-kc	—
2/17/1953	Kansas	L	78-80	H	10
2/21/1953	Colorado	W	81-56	A	—
3/7/1953	Oklahoma	W	75-60	A	—
3/10/1953	Nebraska	W	108-80	H	—
2/22/1961	Kansas	W	81-63	H	—
2/25/1961	Missouri	W	91-71	H	—
2/27/1961	Nebraska	W	77-67	A	—
11/28/1961	New Mexico	W	94-52	H	—
12/7/1961	Saint Louis	W	71-60	A	—
12/9/1961	Indiana	W	88-78	A	—
12/15/1961	Marquette	W	80-64	N-law	—
12/16/1961	St. John's	W	83-64	H	9
12/18/1961	Arizona	W	99-43	H	—
12/2/1964	Creighton	W	96-82	H	—
12/5/1964	Indiana	L	70-74	H	—
12/7/1964	Southern Illinois	W	61-48	H	—

As No. 9 [15-3]

Date	Opponent	W/L	Result	Site	Opp Rk
1/6/1951	Missouri	W	60-43	H	—
1/13/1951	Iowa State	W	98-58	H	—
1/15/1951	Kansas	W	47-43	A	17
1/27/1951	Colorado	W	63-42	H	—
1/5/1952	Arizona	W	78-52	H	—
1/19/1952	Iowa State	W	76-58	H	—
2/9/1953	Iowa State	W	74-64	A	—
2/25/1953	Missouri	W	75-68	H	—
2/28/1953	Colorado	W	88-69	H	—
1/14/1961	Oklahoma	W	69-57	H	—
3/15/1973	Louisiana	W	66-63	N-hou	7
3/17/1973	Memphis	L	72-92	N-hou	12
2/13/2010	Colorado	W	68-51	H	—
3/11/2010	Oklahoma State	W	83-64	N-kc	—
3/12/2010	Baylor	W	82-75	N-kc	21
3/13/2010	Kansas	L	64-72	N-kc	1
3/5/2013	TCU	W	79-68	H	—
3/9/2013	Oklahoma State	L	70-76	A	13

As No. 10 [7-8]

Date	Opponent	W/L	Result	Site	Opp Rk
------	----------	-----	--------	------	--------





# FRED BRAMLAGE COLISEUM

Now in its 35th season of hosting Wildcat men's basketball, the **Fred Bramlage Coliseum** has carved its own niche in K-State's colorful history of basketball residence. In keeping with the tradition established by Nichols Gymnasium (1910-50) and Ahearn Field House (1950-88), the arena has given the team a deafening, winning environment.

The coliseum is named for the late 1935 K-State graduate and Junction City (Kan.) businessman **Fred Bramlage**, who made the principle contribution. The building was constructed at a cost of \$17.2 million and was built in a 22-month period beginning in October 1986. Financial backing came from a number of areas, including \$7 million from the student body and a matching figure from alumni. The groundbreaking took place on Oct. 18, 1986.

Dubbed the "Octagon of Doom," K-State has posted a 402-144 (.736) all-time mark in its current home, including an emotional 81-77 win over Purdue (led by alumnus **Gene Keady**) in the facility's debut on Nov. 26, 1988. The 402 victories are the most at a home venue for the Wildcats, which surpassed the previous mark of 378 wins at Ahearn Field House (1950-88) during the 2020-21 season.

K-State has earned double-digit victories in 26 of its 34 seasons at Bramlage Coliseum, including a streak of 18 consecutive seasons from 2001-19. Three times Wildcat teams have set the single-season mark with 16 wins in the arena, which came in the 2008-09, 2010-11 and 2012-13 seasons. The 2010-11 team set the high water mark for highest winning percentage (16-1, .941) in a single season, which was then matched by the 2012-13 squad.

K-State's home court advantage has been even better since the 2001-02 season, as the Wildcats have compiled a 263-87 (.751) record at Bramlage Coliseum, which includes a 154-17 (.901) mark in non-conference play. Among those 263 victories are 109 in Big 12 play, including 29 against ranked conference foes. In the last 21 seasons, the school has posted double-digit wins 18 times with an average of just over 12 home wins (12.5) per season.

Wins over Top 25 teams have also been a regular occurrence at Bramlage Coliseum since its opening in 1988 with 41 ranked opponents falling to K-State, including 18 Top 10 opponents. Four No. 1 teams have been defeated during the arena's history, including No. 1 Missouri in 1990, No. 1 Texas in 2010, No. 1 Kansas in 2011 and No. 1 Oklahoma in 2016. The Wildcats have beaten at least one Top 25 opponent at Bramlage Coliseum every season since 2009-10.

Among the Top 10 teams to fall include No. 7 Missouri in 1989, No. 3 Oklahoma in 1990, No. 6 Missouri in 1992, No. 9 OSU in 2002, No. 10 Texas in 2004, No. 2 Kansas and No. 10 Texas A&M in 2008, No. 7 Missouri in 2012, No. 6 Oklahoma State and No. 7 Kansas in 2014, No. 8 Kansas in 2015, No. 7 West Virginia in 2017, No. 4 Oklahoma in 2018 and No. 7 Oklahoma in 2021.

Three times (1989-90, 2007-08 and 2013-14) K-State has knocked off two Top 10 teams at Bramlage Coliseum in the same season, which included victories over top-5 squads in No. 1 Missouri and No. 3 Oklahoma in 1990. Most recently, the Wildcats defeated No. 6 Oklahoma State and No. 7 Kansas in 2014.

In addition to wins, Bramlage Coliseum has also played host to some of the biggest crowds in the history of K-State basketball, which is accustomed to playing in front of big crowds dating back to its days playing at Nichols Gym and Ahearn Field House. The team has averaged better than 12,000 fans per game in 10 different seasons since the doors to the arena opened in 1988-89, including a program-best 12,978 fans during that inaugural season.

Nine of the school's Top 10 attendance averages have come since 2006-07.

K-State has ranked among the NCAA's Top 35 nationally in attendance 11 times in the last 17 seasons, including a program-best 24th in 2012-13 (12,528) and 25th in both 2007-08 (12,529) and 2011-12 (12,783). In addition, the program has been rated 26th in 2006-07 (12,301), 2010-11 (12,652) and 2014-15 (12,549), 29th in 2013-14 (12,125) and 2016-17, 31st in 2009-10 (11,884), 32nd (11,903) in 2015-16 and 35th in 2018-19 (10,640).

The team has drawn 200,000 or more fans at home nine times in the last 16 seasons with a school-record 227,738 in 2010-11.

Passion for basketball covers both genders at K-State, as it was one of 17 schools nationally and one of three Big 12 schools (Iowa State and Texas Tech) to have both its men's and women's basketball programs finish in the Top 35 nationally in attendance in 2018-19, as the Wildcats finished 35th in women's basketball attendance with an average of 3,433 fans.

Seating changes and construction has reduced capacity over the years to its current total of 11,000 for the 2022-23 season.

2019 BIG 12 CHAMPIONSHIP CELEBRATION

## Year-by-Year Record

All-Time Record: 402-144 (.736)

Season	Gms	W-L	Total Attendance/Avg.
1988-89	14	12-2	181,688/12,978
1989-90	15	12-3	187,246/12,483
1990-91	14	8-6	161,641/11,546
1991-92	17	13-4	163,016/9,589
1992-93	15	12-3	153,162/10,211
1993-94	18	13-5	166,957/9,275
1994-95	14	9-5	136,589/9,756
1995-96	14	10-4	100,937/7,210
1996-97	15	9-6	123,724/8,248
1997-98	14	12-2	119,989/8,571
1998-99	17	14-3	156,072/9,181
1999-2000	15	8-7	125,036/8,336
2000-01	15	8-7	107,216/7,148
2001-02	17	12-5	100,557/5,915
2002-03	16	11-5	114,510/7,157
2003-04	16	12-4	117,544/7,347
2004-05	18	13-5	135,176/7,510
2005-06	17	13-4	130,296/7,664
2006-07	17	14-3	209,123/12,301
2007-08	16	14-2	195,288/12,206*
2008-09	19	16-3	172,750/9,092*
2009-10	16	13-3	196,828/12,302*
2010-11	17	16-1	209,316/12,313*
2011-12	15	11-4	187,842/12,523*
2012-13	17	16-1	209,200/12,306*
2013-14	17	15-2	206,123/12,125
2014-15	16	12-4	198,453/12,403*
2015-16	17	12-5	214,252/11,903
2016-17	16	11-5	186,304/11,644*
2017-18	17	14-3	149,621/8,801*
2018-19	15	13-2	156,170/10,411*
2019-20	16	9-7	132,256/8,266*
2020-21	18	6-12	12,308/821^
2021-22	16	9-7	98,978/6,186
<b>Overall</b>	<b>546</b>	<b>402-144 (.736)</b>	

\*Does not include attendance at the T-Mobile Center game, which qualified as a home game.  
^Attendance for the 2020-21 season was limited due to the COVID-19 pandemic. No general public were allowed for the first 3 games in November 2020, while the attendance was capped at 15% capacity (1,879) for the last 15 home games.



Record vs. Opponents in Bramlage Coliseum

<b>Abilene Christian</b>	<b>First meeting</b>	Jacksonville	1-0	Presbyterian (S.C.)	1-0
Akron	2-0	James Madison	1-0	Purdue	1-0
Alabama-Huntsville	1-0	<b>Kansas</b>	<b>5-29</b>	<b>Radford</b>	<b>First meeting</b>
Alabama State	2-0	<b>Kansas City (UMKC)</b>	<b>12-0</b>	Robert Morris	1-0
UAlbany	1-0	Kennesaw State	2-0	Rutgers	0-1
Alcorn State	1-0	Lafayette	1-0	Sacramento State	1-0
American	1-0	Lamar	2-0	Saint Louis	3-0
Arkansas	0-1	LaSalle	1-0	Saint Mary's (Calif.)	1-0
Arkansas-Little Rock	1-0	Lehigh	1-0	Sam Houston State	1-0
Arkansas-Pine Bluff	5-0	Lipscomb	2-0	Savannah State	4-0
<b>Baylor</b>	<b>9-11</b>	Long Beach State	2-1	SIU-Edwardsville	1-0
Belmont	1-0	Long Island	1-0	South Carolina State	1-0
Bethune-Cookman	3-0	Longwood	1-0	South Dakota	4-0
Birmingham-Southern	1-0	Loyola Chicago	3-0	SE Missouri State	2-0
Bradley	2-0	Marquette	0-2	Southern Mississippi	1-1
California	1-0	Marshall	2-0	Southern Utah	4-0
Cal State Fullerton	2-0	Maryland-Eastern Shore	3-0	Stephen F. Austin	1-0
Centenary	1-0	McNeese	1-0	Temple	1-0
Central Arkansas	1-0	Memphis	1-0	Tennessee State	2-0
Central Connecticut State	1-0	Mercer	1-0	Tennessee Tech	1-0
Central Missouri State	1-0	Michigan State	0-1	<b>Texas</b>	<b>9-9</b>
Charleston Southern	1-0	Milwaukee	1-0	Texas A&M	
Chicago State	2-0	Minnesota	0-1	Texas A&M-Corpus Christi	1-0
Cleveland State	2-0	Mississippi (Ole Miss)	2-1	Texas-Arlington	1-0
Coastal Carolina	1-0	Mississippi State	1-0	Texas-San Antonio	4-0
Colorado	15-9	Missouri	16-8	<b>TCU</b>	<b>6-5</b>
Colorado State	1-0	Missouri-Rolla	1-0	Texas Southern	2-1
Columbia	1-0	Missouri-St. Louis	1-0	<b>Texas Tech</b>	<b>13-6</b>
Coppin State	7-0	Monmouth	2-0	Troy	2-0
Delaware State	1-0	Morgan State	2-0	Tulsa	2-0
Denver	2-0	Nebraska	18-5	UCF	1-0
DePaul	0-1	Nevada	1-0	UC Santa Barbara	0-1
Drake	0-1	New Mexico	1-0	UC Irvine	1-0
Eastern Illinois	1-0	New Orleans	1-0	UNC-Asheville	1-0
Eastern Washington	1-0	North Carolina Central	1-0	UNLV	0-1
Emporia State	3-0	Northeastern Illinois	1-0	USC Upstate	2-0
Fairleigh Dickinson	1-0	Northern Arizona	1-0	Utah State	1-0
<b>Florida</b>	<b>First meeting</b>	Northern Colorado	0-1	<b>UTRGV</b>	<b>2-0</b>
Florida A&M	4-0	Northern Illinois	1-0	Vanderbilt	1-0
Fort Hays State	1-1	North Dakota	3-0	Vermont	1-0
Fresno State	1-1	North Dakota State	3-0	Virginia Commonwealth [VCU]	1-0
Gardner-Webb	4-0	North Florida	3-0	Virginia Tech	1-0
George Mason	1-0	North Texas	1-0	Wagner	2-0
George Washington	2-0	Northwest Missouri State	1-0	Washburn	1-0
Georgia	1-1	Northwestern	0-1	Washington	1-0
Georgia Southern	1-0	Northwestern State	1-0	Washington State	2-0
Georgia State	2-0	Oakland	2-0	Western Carolina	1-1
Gonzaga	1-0	Ohio	1-0	Western Illinois	3-0
Green Bay	3-0	<b>Oklahoma</b>	<b>18-9</b>	Western Kentucky	2-0
Hampton	2-0	<b>Oklahoma State</b>	<b>14-12</b>	West Texas A&M	1-0
Howard	2-0	Old Dominion	1-0	<b>West Virginia</b>	<b>5-5</b>
Idaho State	1-0	Omaha	4-0	<b>Wichita State</b>	<b>6-2</b>
Illinois	0-2	Oral Roberts	2-0	William & Mary	1-0
Illinois State	1-0	Oregon	0-1	Winston-Salem State	1-0
<b>Incarinate Word</b>	<b>First meeting</b>	Oregon State	1-0	Wisconsin-Parkside	1-0
Iowa	1-0	Pittsburg (Kan.) State	1-0	Wyoming	2-0
<b>Iowa State</b>	<b>23-11</b>	Prairie View A&M	1-0	Xavier	2-0

K-State vs. Ranked Opponents

All-Time Record: 41-71 (38-68 vs. Big 12)

Rk	Opponent	Final	Date
16	Kansas	L, 74-75 (OT)	1/14/1989
1	Oklahoma	L, 82-90	2/1/1989
7	Missouri	W, 76-75	3/1/1989
3	Oklahoma	W, 66-51	1/16/1990
2	Kansas	L, 57-85	1/27/1990
1	Missouri	W, 65-58	2/8/1990
19	Nebraska	L, 69-74	1/5/1991
24	Kansas	L, 69-78	1/29/1991
23	Oklahoma	W, 95-70	2/5/1991
19	Arkansas	L, 59-70	12/10/1991
23	Oklahoma	L, 76-117	1/18/1992
23	Iowa State	W, 64-55	2/19/1992
3	Kansas	L, 52-54	2/22/1992
6	Missouri	W, 73-69	2/29/1992
12	Oklahoma State	L, 69-77	3/7/1992
1	Kansas	L, 65-71	1/18/1993
20	Temple	W, 86-63	1/30/1993
16	Oklahoma	W, 62-61	2/3/1993
13	Nebraska	L, 59-80	2/13/1993
5	Kansas	L, 56-65	2/12/1994
6	Missouri	L, 57-68	3/2/1994
14	Iowa State	L, 73-79	1/21/1995
25	Oklahoma	W, 87-77	1/25/1995
18	Missouri	L, 60-77	2/4/1995
3	Kansas	L, 67-78	2/18/1995
5	Kansas	L, 66-77	2/24/1996
1	Kansas	L, 59-62	1/4/1997
25	Texas Tech	L, 64-73	1/18/1997
18	Colorado	L, 60-69	1/29/1997
9	Iowa State	L, 58-62	2/15/1997
3	Kansas	L, 58-73	2/14/1998
25	Oklahoma	W, 66-51	1/23/1999
22	Kansas	L, 46-69	2/1/1999
15	Oklahoma State	L, 56-71	1/26/2000
20	Kansas	L, 65-94	2/12/2000
16	Texas	L, 70-99	3/4/2000
9	Illinois	L, 56-76	12/2/2000
19	Iowa	W, 86-78	12/23/2000
20	Missouri	W, 80-59	1/16/2001
22	Oklahoma	L, 63-64 (OT)	1/20/2001
10	Kansas	L, 65-77	2/28/2001
17	Missouri	L, 66-81	1/12/2002
9	Oklahoma State	W, 70-61	2/2/2002
2	Kansas	L, 71-98	2/4/2002
23	Texas Tech	W, 68-44	1/11/2003
6	Oklahoma	L, 89-91 (OT)	2/1/2003
12	Kansas	L, 64-82	2/8/2003
15	Kansas	L, 70-78	1/28/2004
10	Texas	W, 58-48	3/6/2004
3	Kansas	L, 65-74	2/9/2005
21	Oklahoma	L, 68-69	2/19/2005
7	Texas	L, 64-65	2/22/2006
18	Kansas	L, 65-73	3/4/2006
9	Kansas	L, 62-71	2/19/2007
17	Oregon	L, 77-80 (OT)	1/129/2007
10	Texas A&M	W, 75-54	1/19/2008
2	Kansas	W, 84-75	1/30/2008
5	Texas	L, 65-74	2/25/2008
6	Oklahoma	L, 53-61	1/10/2009
16	Kansas	L, 74-85	2/14/2009
1	Texas	W, 71-62	1/18/2010
2	Kansas	L, 79-81 (OT)	1/30/2010
22	Virginia Tech	W, 73-57	11/16/2010
1	Kansas	W, 84-68	2/14/2011
20	Missouri	W, 80-70	2/26/2011
7	Missouri	W, 75-59	1/7/2012
4	Baylor	L, 73-75	1/10/2012
4	Kansas	L, 53-59	2/13/2012
22	Oklahoma State	W, 73-67	1/5/2013
3	Kansas	L, 55-59	1/22/2013
6	Oklahoma State	W, 74-71	1/4/2014
25	Oklahoma	W, 72-66	1/14/2014
15	Texas	W, 74-57	2/8/2014
7	Kansas	W, 85-82 (OT)	2/10/2014
15	Iowa State	W, 80-73	3/1/2014
22	Baylor	W, 63-61	1/17/2015
17	West Virginia	L, 59-65	1/27/2015
25	Texas	L, 57-61	2/7/2015
17	Oklahoma	W, 59-56	2/14/2015
8	Kansas	W, 70-63	2/23/2015
12	Iowa State	W, 70-69	2/28/2015
19	West Virginia	L, 83-87 (2OTs)	1/2/2016
17	Iowa State	L, 63-76	1/16/2016
1	Oklahoma	W, 80-69	2/6/2016
21	Baylor	L, 72-82	2/10/2016
2	Kansas	L, 63-72	2/20/2016
25	Texas	L, 70-71	2/22/2016
1	Baylor	L, 68-77	1/14/2017
7	West Virginia	W, 79-75	1/21/2017
3	Kansas	L, 71-74	2/6/2017
6	West Virginia	L, 69-77	1/1/2018
4	Oklahoma	W, 87-69	1/16/2018
24	TCU	W, 73-68	1/20/2018
7	Kansas	L, 56-70	1/29/2018
7	Texas Tech	L, 47-66	2/10/2018
14	Texas Tech	W, 58-45	1/22/2019
13	Kansas	W, 74-67	2/5/2019
23	Iowa State	L, 64-78	2/16/2019
23	Texas Tech	L, 63-77	1/14/2020
12	West Virginia	W, 84-68	1/18/2020
1	Baylor	L, 67-73	2/3/2020
1	Kansas	L, 58-62	2/29/2020
2	Baylor	L, 69-100	12/19/2020
14	West Virginia	L, 47-69	1/23/2021
13	Texas Tech	L, 62-73	2/6/2021
13	Texas	L, 77-80	2/9/2021
23	Kansas	L, 41-59	2/17/2021
7	Oklahoma	W, 62-57	2/23/2021
14	Texas	L, 57-70	1/4/2022
19	Texas Tech	W, 62-51	1/15/2022
7	Kansas	L, 75-78	1/22/2022
10	Baylor	L, 60-75	2/9/2022



FIRST GAME AGAINST PURDUE IN 1988



## Team Records

## ■ Most Points

**K-State:** 115 vs. Delaware State (12/7/1991)  
115 vs. Fresno State (3/24/1994)  
**Opponent:** 117 by Oklahoma (1/18/1992)  
**Combined:** 194, K-State 106, Marshall 88 (12/2/1995)

## ■ Most Points/Half

**K-State:** 70 (2nd) vs. Fresno State (3/24/1994)  
**Opponent:** 59 (1st) by Oklahoma (1/18/1992)  
**Combined:** 121 (2nd), K-State 70, Fresno State 51 (3/24/1994)

## ■ Fewest Points

**K-State:** 41 vs. Kansas (2/17/2021)  
**Opponent:** 25 by Savannah State (1/7/2008)  
**Combined:** 96, Kansas State 52, UMKC 44 (12/29/2012)  
96, Georgia 50, Kansas State 46 (12/31/2014)

## ■ Fewest Points/Half

**K-State:** 12 (1st) vs. Georgia (12/31/2014)  
**Opponent:** 4 (2nd) by Savannah State (1/7/2008)  
**Combined:** 37 (1st), Bradley 19, Kansas State 18 (12/9/2014)

## ■ Most Field Goals Made

**K-State:** 43 vs. UTSA (11/23/1991)  
**Opponent:** 50 by Oklahoma (1/18/1992)  
**Combined:** 74, Oklahoma 50, K-State 24 (1/18/1992)

## ■ Fewest Field Goals Made

**K-State:** 11 vs. Nebraska (1/11/2006)  
**Opponent:** 9 by Savannah State (1/7/2008)  
9 by Alabama-Huntsville (11/13/2012)  
**Combined:** 26, K-State 15, Texas Tech 11 (2/7/2012)

## ■ Most Field Goals Attempted

**K-State:** 88 vs. South Dakota (1/3/2010)  
**Opponent:** 89 by Oklahoma (1/18/1992)  
**Combined:** 148, Oklahoma 89, K-State 59 (1/18/1992)  
148, K-State 74, Wagner 74 (12/29/2007)  
148, K-State 88, South Dakota 60 (1/3/2010)

## ■ Highest Field Goal Percentage

**K-State:** 66.0 (33-50) vs. Coastal Carolina (12/6/1997)  
**Opponent:** 60.0 (33-55) by Kansas (1/27/1990)

## ■ Lowest Field Goal Percentage

**K-State:** 23.4 (11-47) vs. Nebraska (1/11/2006)  
**Opponent:** 15.5 (9-58) by Savannah State (1/7/2008)

## ■ Highest Field Goal Percentage/Half

**K-State:** 76.2 (16/21 1st) vs. TCU (3/2/2016)  
75.0 (12/16 2nd) vs. Oklahoma State (1/24/2015)  
**Opponent:** 81.3 (13/16 2nd) Oklahoma State (2/11/2020)

## ■ Lowest Field Goal Percentage/Half

**K-State:** 14.3 (6-42 2nd) vs. Colorado (3/4/1992)  
**Opponent:** 4.3 (1-23 2nd) by Savannah State (1/7/2008)

## ■ Most 3-Point Field Goals Made

**K-State:** 23 vs. Fresno State (3/24/1994)  
**Opponent:** 15 by Baylor (12/19/2020)  
**Combined:** 31, K-State 23, Fresno State 8 (3/24/1994)

## ■ Fewest 3-Point Field Goals Made

**K-State:** 0, three times  
**Opponent:** 1, several times  
**Combined:** 2, Iowa State 2, K-State 0 (2/9/1991)

## ■ Most 3-Point Field Goals Attempted

**K-State:** 51 vs. Baylor (2/13/1999)  
**Opponent:** 37 by Marquette (12/8/2021)  
**Combined:** 62, Marquette 37, K-State 25 (12/8/2021)

## ■ Fewest 3-Point Field Goals Attempted

**K-State:** 4, four times  
**Opponent:** 4 by Iowa State (2/9/1990)  
**Combined:** 9, K-State 5, Iowa State 4 (2/9/1990)

## ■ Highest 3-Point Field Goal Percentage

(minimum 10 attempts)  
**K-State:** 80.0 (8-10) vs. Coastal Carolina (12/6/1997)  
**Opponent:** 70.0 (7-10) by Nebraska (2/11/1989)

## ■ Most Free Throws Made

**K-State:** 39 vs. Baylor (2/13/1999)  
**Opponent:** 29 by Baylor (2/10/2016)  
**Combined:** 58, K-State 36, Marshall 22 (12/2/1995)

## ■ Fewest Free Throws Made

**K-State:** 1 vs. Kansas (2/22/1992)  
**Opponent:** 0 by Stephen F. Austin (11/26/2005)  
**Combined:** 10, K-State 5, Vanderbilt 5 (12/10/1988)

## ■ Most Free Throws Attempted

**K-State:** 50 vs. Marshall (12/2/1995)  
**Opponent:** 41 by Kansas (1/4/1997)  
**Combined:** 83, K-State 50, Marshall 33 (12/2/1995)

## ■ Fewest Free Throws Attempted

**K-State:** 5 vs. Iowa State (1/19/2000)  
**Opponent:** 3 by Marquette (12/8/2021)  
**Combined:** 13, K-State 10, Marquette 3 (12/8/2021)

## ■ Most Rebounds

**K-State:** 62 vs. Cal State Fullerton (11/16/1998)  
**Opponent:** 51 by Kansas (2/12/2000)  
51 by Loyola Chicago (11/13/2009)  
**Combined:** 99, K-State 49, UTSA 50 (11/29/1999)

## ■ Fewest Rebounds

**K-State:** 16 vs. Oklahoma (2/8/1997)  
**Opponent:** 15 by North Florida (12/31/2010)  
**Combined:** 47, Western Kentucky 24, K-State 23 (1/2/1990)

## ■ Most Assists

**K-State:** 32 vs. UTSA (11/23/1991)  
32 vs. Delaware State (12/7/1991)  
**Opponent:** 32 by Oklahoma (1/18/1992)

## ■ Most Steals

**K-State:** 19 vs. Northern Arizona (11/20/2017)  
**Opponent:** 17 by Northwestern (La.) State (11/21/1999)

## ■ Most Blocks

**K-State:** 12 vs. Chicago State (1/22/2007)  
**Opponent:** 10 by Colorado (2/11/2003)

## ■ Most Personal Fouls

**K-State:** 28 vs. West Virginia (2/18/2013)  
**Opponent:** 37 by Loyola Chicago (11/13/2009)  
**Combined:** 61, Marshall 35, K-State 26 (12/2/1995)  
61, Loyola Chicago 37, K-State 24 (11/13/2009)

## ■ Fewest Personal Fouls

**K-State:** 6 vs. Bethune-Cookman (12/22/2003)  
**Opponent:** 7 by Jacksonville (12/21/2020)  
**Combined:** 21, K-State 13, Alabama State 8 (11/21/2019)

## Individual Records

## ■ Most Points

**K-State:** 62 by Askia Jones vs. Fresno State (3/24/1994)  
**Opponent:** 38 by Anton Reese, Georgia State (11/28/1998)

## ■ Most Points/Half

**K-State:** 45 (2nd) by Askia Jones vs. Fresno State (3/24/1994)

## ■ Most Field Goals Made

**K-State:** 18 by Askia Jones vs. Fresno State (3/24/1994)  
**Opponent:** 14 by Anton Reese, Georgia State (11/28/1998)

## ■ Most Field Goals Attempted

**K-State:** 25 by Askia Jones vs. Fresno State (3/24/1994)  
**Opponent:** 26 by Anton Reese, Georgia State (11/28/1998)

## ■ Most 3-Point Field Goals Made

**K-State:** 14 by Askia Jones vs. Fresno State (3/24/1994)  
**Opponent:** 9 by Anton Reese, Georgia State (11/28/1998)  
9 by LaceDarius Dunn, Baylor (1/21/2009)

## ■ Most 3-Point Field Goals Made/Half

**K-State:** 11 (2nd) by Askia Jones vs. Fresno State (3/24/94)

## ■ Most 3-Point Field Goals Attempted

**K-State:** 18 by Askia Jones vs. Fresno State (3/24/1994)  
**Opponent:** 18 by Anton Reese, Georgia State (11/28/1998)

## ■ Most Free Throws Made

**K-State:** 16 by Jeremiah Massey, Northern Illinois (12/21/2004)  
**Opponent:** 13 by Jack Jennings, Western Kentucky (3/18/1992)  
13 by Jeff Webster, Oklahoma (2/19/1994)  
13 by Kris Clack, Texas (2/11/1998)

## ■ Most Free Throws Attempted

**K-State:** 19 by Jacob Pullen vs. Kansas (2/14/2011)  
**Opponent:** 18 by Reggie Evans, Iowa (12/23/2000)

## ■ Most Rebounds

**K-State:** 24 Michael Beasley vs. Sacramento State (11/9/2007)  
**Opponent:** 18 by Donnie Boyce, Colorado (3/4/1995)  
18 by Reggie Evans, Iowa (12/23/2000)  
18 by Yemi Nicholson, Denver (11/24/2004)

## ■ Most Assists

**K-State:** 11 by Steve Henson vs. Colorado (1/18/1989)  
11 by Jeff Wires vs. Lamar (12/15/1990)  
11 by Larry Reid vs. Farleigh Dickinson (12/29/2001)  
11 by Jacob Pullen vs. Gardner-Webb (12/14/2008)  
11 by Marquis Nowell vs. Marquette (12/8/2021)  
**Opponent:** 13 by Lester Medford, Baylor (2/10/2016)  
13 by Jared Butler, Baylor (12/19/2020)

## ■ Most Steals

**K-State:** 8 by Elliot Hatcher vs. Wichita State (1/2/1996)  
8 by Dominique Sutton vs. Idaho State (1/3/2009)

## ■ Most Blocks

**K-State:** 8 by Jason Bennett vs. Chicago State (1/22/2007)  
**Opponent:** 9 by Jeff Withey, Kansas (2/13/2012)

## ■ Most Minutes Played

**K-State:** 45 by Phineas Atchison vs. Tennessee State (11/28/2000)  
**Opponent:** 45 by Alex Robinson, TCU (2/1/2017)

## Coliseum Firsts

*K-State opened Bramlage Coliseum on Nov. 26, 1988, with an 81-77 win over Purdue. Below is a list of "firsts" that took place in the game.*

## ■ Field Goal

**K-State:** Steve Henson, 3-point field goal (made), 18:53 of first half  
**Opponent:** Stephen Scheffler, 2-pointer (made), 19:85 of first half

## ■ Field Goal Attempt

**K-State:** Fred McCoy, 2-point field goal, first half  
**Opponent:** Stephen Scheffler, 2-point jumper, 19:85 of first half

## ■ Free Throw

**K-State:** Steve Henson, 16:28 of first half  
**Opponent:** Jimmy Oliver (made second) 8:25 of first half

## ■ Free Throw Attempt

**K-State:** Steve Henson (made), 16:28 of first half  
**Opponent:** Jimmy Oliver (missed) 8:25 of first half

## ■ 3-Point Field Goal

**K-State:** Steve Henson, 19 foot jumper (made), 18:53 of first half  
**Opponent:** Bill Reid, 19 foot jumper (made), 16:16 of first half

## ■ 3-Point Field Goal Attempt

**K-State:** Steve Henson, 19 foot jumper (made), 18:53 of first half  
**Opponent:** Bill Reid, 19 foot jumper (made), 16:16 of first half

## ■ Rebound

**K-State:** Tony Massop, 18:22 of first half

## ■ Assist

**K-State:** Steve Henson to Reggie Britt, 12:06 of first half

## ■ Steal

**K-State:** LaKeith Humphrey, 11:36 of first half

## ■ Block

**K-State:** LaKeith Humphrey

## ■ Dunk

**K-State:** Reggie Britt, 12:06 of first half

## ■ Personal Foul

**K-State:** Tony Massop, 10:02 of first half





**T-Mobile Center** (formerly the Sprint Center) has served as a home away from home for K-State, serving as the host for 10 Wildcat Classic games (2007-12, 2014, 2016, 2018-19), while also serving as the host for Wildcat games in 14 Phillips 66 Big 12 Championships (2008, 2010-present), the 2010, 2015 and 2021 CBE Hall of Fame Classics and the 2013 NCAA Tournament.

Located in downtown Kansas City, T-Mobile Center opened on October 10, 2007 with K-State playing its first game in the arena later that year with an 87-60 win over Florida A&M in the inaugural Wildcat Classic on December 17, 2007.

The Wildcats have won eight of 10 Wildcat Classics in the arena, including a 5-game winning streak from 2011-18. Three ranked teams have fallen in the game, including No. 23 Alabama (71-58) in 2011, No. 8 Florida (67-61) in 2012 and No. 21 Texas A&M (71-64) in 2014.

K-State has played 23 games in 14 Big 12 Championships held in the T-Mobile Center, including a run to the title game in 2010 and 2013. The Wildcats have also advanced to two championship games in the Hall of Fame Classic in 2010 and 2015 and played in the NCAA Tournament in 2013.

Games at the T-Mobile Center

All-Time Record: 20-20 (.500)

Wildcat Classic [8-2]

12/17/2007	K-State 87, Florida A&M 60
12/11/2008	K-State 74, Southern Miss 55
11/28/2009	K-State 70, IUPUI 57
12/21/2010	UNLV 63, No. 6 K-State 59
12/17/2011	K-State 71, No. 23 Alabama 58
12/22/2012	K-State 67, No. 8 Florida 61
12/20/2014	K-State 71, No. 21 Texas A&M 64
12/10/2016	K-State 70, Washington State 56
12/22/2018	K-State 69, Vanderbilt 58
12/21/2019	Saint Louis 66, K-State 63

Phillips 66 Big 12 Championship [10-13]

3/14/2008	Texas A&M 63, K-State 60
3/11/2010	No. 9 K-State 83, Oklahoma State 64
3/12/2010	No. 9 K-State 82, No. 21 Baylor 75
3/13/2010	No. 1 Kansas 72, No. 9 K-State 64
3/10/2011	Colorado 87, No. 19 K-State 75
3/8/2012	No. 12 Baylor 82, K-State 74
3/14/2013	No. 11 K-State 66, Texas 49
3/15/2013	No. 11 K-State 68, No. 14 Oklahoma State 57
3/16/2013	No. 7 Kansas 70, No. 11 K-State 54
3/13/2014	No. 16 Iowa State 91, K-State 85
3/11/2015	TCU 67, K-State 65
3/9/2016	K-State 75, Oklahoma State 71
3/10/2016	No. 1 Kansas 85, K-State 63
3/9/2017	K-State 70, No. 9 Baylor 64
3/10/2017	No. 11 West Virginia 51, K-State 50
3/8/2018	K-State 66, TCU 64 [OT]
3/9/2018	No. 9 Kansas 83, K-State 67
3/14/2019	K-State 70, TCU 61
3/15/2019	Iowa State 63, K-State 59
3/11/2020	K-State 53, TCU 49
3/10/2021	K-State 71, TCU 50
3/11/2021	No. 2 Baylor 74, K-State 68
3/9/2022	West Virginia 73, K-State 67

Hall of Fame Classic [2-4]

11/22/2010	No. 4 K-State 81, No. 18 Gonzaga 64
11/23/2010	No. 1 Duke 82, No. 4 K-State 68
11/23/2015	K-State 66, Missouri 42
11/24/2015	No. 9 North Carolina 80, K-State 70
11/22/2021	No. 13 Arkansas 72, K-State 64
11/23/2021	No. 14 Illinois 72, K-State 64

NCAA Tournament [0-1]

3/22/2013	La Salle 63, No. 12 K-State 61
-----------	--------------------------------

Games at INTRUST Bank Arena

All-Time Record: 3-2 (.600)

Wichita Wildcat Classic [2-2]

12/8/2011	West Virginia 85, K-State 80 [2 OTs]
12/21/2013	K-State 72, No. 21 Gonzaga 62
12/19/2015	K-State 61, Colorado State 56
12/9/2017	Tulsa 61, K-State 54

Other Games in INTRUST Bank Arena [1-0]

12/5/2021	K-State 65, Wichita State 59
-----------	------------------------------

Other Games in Wichita [7-11]

12/17/1932	Wichita State 29, K-State 27
1/8/1935	Wichita State 50, K-State 34
12/26/1946	K-State 48, Wichita State 41
3/13/1964	K-State 64, Texas-El Paso 60+
3/14/1964	K-State 94, Wichita State 86+
3/15/1968	TCU 77, K-State 72#
3/16/1968	Louisville 93, K-State 63#
12/13/1969	Wichita State 77, K-State 73
12/11/1970	Wichita State 64, K-State 51
12/22/1971	Wichita State 69, K-State 66 [OT]
12/13/1986	Wichita State 63, K-State 60
2/19/1989	K-State 73, Wichita State 71 [OT]
1/7/1991	K-State 67, Wichita State 66
12/21/1992	Wichita State 74, K-State 61
1/3/1995	Wichita State 75, K-State 51
12/10/1997	K-State 90, Wichita State 83 [OT]
11/21/2000	Wichita State 76, K-State 66
12/7/2002	K-State 79, Wichita State 66

+ 1964 NCAA Midwest Tournament Semifinals and Finals  
# 1968 NCAA Midwest Tournament Semifinals and Third-Place Game



**INTRUST Bank Arena**, a 15,004-seat arena in Wichita, has served as a home arena for K-State on four occasions (2011, 2013, 2015, 2017) in the Wichita Wildcat Classic. Typically, the arena has hosted the Wildcats on odd years when they didn't hold a Wildcat Classic at the T-Mobile Center in Kansas City.

The arena opened on January 2, 2010 with the Wildcats staging their first game a little over a year later with former coach **Bob Huggins** and his West Virginia on December 8, 2011 in the inaugural Wichita Wildcat Classic. The Mountaineers survived a thriller in double overtime, 85-80.

K-State posted its biggest win in the second edition of the Classic with the Wildcats knocking off national power and No. 21 Gonzaga, 72-62, on December 21, 2013. The team has since returned three other times to the arena, defeating Colorado State, 61-56, on December 19, 2015, losing to Tulsa, 61-54, on December 9, 2017 and defeating Wichita State, 65-59, on December 5, 2021.

The Wildcats have a long history in the city of Wichita dating back to a meeting with Wichita State on December 17, 1932. The team has twice played an NCAA Tournament game in the city, including advancing to the 1964 Final Four.



1902-03 [0-5]

Captain: None

Date	Opponent	W/L	Score
J16	HASKELL (Kan.)	L	7-60
J30	at Topeka YMCA	L	5-52
NA	at Bethany (Kan.)	L	10-24
NA	at McPherson (Kan.)	L	11-25
MS	BAKER (Kan.)	L	24-34



**C.W. Melick Era (1905-06)**  
Record: 6-9 (.400)

1905-06 [6-9]

Captain: None

Date	Opponent	W/L	Score
<b>Glascio Tournament - Glascio, Kan.</b>			
D8	vs. Campbell	L	11-18
D8	vs. Glascio Athletics	L	15-23
D9	at Glascio High School	L	20-30
D9	vs. Washburn (Kan.)	L	22-43
D9	vs. Minneapolis High School	W	15-6
J19	FORT RILEY	W	46-19
J25	ST. JOHN'S MILITARY	W	34-28
J29	at Fort Riley	L	9-16
F6	CLAY CENTER HIGH SCHOOL	W	47-10
F19	NEBRASKA	L	14-50
M2	EMPORIA STATE	W	48-13
M14	KSAC FACULTY	W	41-29
M15	at Emporia State (Kan.)	L	20-23
M16	at Washburn (Kan.)	L	18-25
M20	OTTAWA (Kan.)	L	26-35



**Mike Ahearn Era (1906-11)**  
Record: 22-24 (.476)

1906-07 [4-6]

Captain: C.H. Carr

Date	Opponent	W/L	Score
J22	HASKELL (Kan.)	L	27-28
J24	at Baker (Kan.)	L	24-70
J25	at Haskell (Kan.)	L	39-54
J26	at Ottawa (Kan.)	L	25-54
J31	BETHANY (Kan.)	W	46-28
F5	OTTAWA (Kan.)	W	52-25
F7	MISSOURI	W	39-19
F11	KANSAS	W	29-25
NA	KANSAS CITY DENTALS	L	18-23
M9	BAKER (Kan.)	L	24-54

1907-08 [1-12]

Captain: L.G. Haynes

Date	Opponent	W/L	Score
J15	NEBRASKA	L	18-36
J24	HIGHLAND PARK	L	27-32
J30	BETHANY (Kan.)	L	32-34
J31	at Kansas	L	12-50
F5	HASKELL (Kan.)	L	14-42
F6	at Kansas Wesleyan	L	21-49
F7	at Bethany (Kan.)	L	27-36
F13	WASHBURN (Kan.)	L	26-30
F14	GLASCO	W	24-16
F20	OTTAWA (Kan.)	L	30-58
F21	at Emporia State (Kan.)	L	35-39
F26	OTTAWA (Kan.)	L	30-58
M4	at Washburn (Kan.)	L	29-36

1908-09 [7-3]

Captain: C. Carpenter

Date	Opponent	W/L	Score
D9	COTNER	W	59-25
D14	KANSAS	L	27-42
J7	NEBRASKA	L	31-3
J11	at Clay Center High School	W	63-25
J12	IOWA STATE	W	42-32
J21	HASKELL (Kan.)	W	55-16
J29	KANSAS WESLEYAN	W	63-24
F2	MISSOURI	L	29-31
F10	NEBRASKA WESLEYAN	W	59-28
F16	McPHERSON (Kan.)	W	41-24

1909-10 [10-3]

Captain: C. Carpenter

Date	Opponent	W/L	Score
J6	NEBRASKA	W	27-16
J13	BAKER (Kan.)	W	61-30
J18	#KANSAS CITY ATHLETIC CLUB	L	41-41
J25	BETHANY (Kan.)	W	50-39
J27	at Kansas	L	19-44
J28	at Baker (Kan.)	L	27-30
F14	NEBRASKA	W	30-17
F15	at Nebraska Wesleyan	W	28-24
F19	WASHBURN (Kan.)	W	100-5
F26	KANSAS WESLEYAN	W	75-31
M4	NEBRASKA WESLEYAN	W	46-27
MS	NEBRASKA WESLEYAN	W	54-14
NA	McPHERSON (Kan.)	W	39-21

*Photo by crowd forlitt*



**Guy Lowman Era (1911-14)**  
Record: 38-21 (.644)

1910-11 [5-3]

Captain: E.J. Edwards

Date	Opponent	W/L	Score
J16	at Friends (Kan.)	L	24-29
J17	SOUTHWESTERN (Kan.)	W	48-41
J18	at Southwestern (Kan.)	L	20-38
J30	BETHANY (Kan.)	W	40-20
F6	WILLIAM JEWELL (Mo.)	W	21-13
F15	WASHBURN (Kan.)	L	23-32
M3	KANSAS WESLEYAN	W	76-21
M4	at Washburn (Kan.)	W	36-23

1911-12 [9-5]

Captain: Isaac Hahn

Date	Opponent	W/L	Score
D14	SOUTHWESTERN (Kan.)	W	32-17
D15	SOUTHWESTERN (Kan.)	W	42-28
J13	FORT RILEY	W	53-11
J15	OTTAWA (Kan.)	W	33-16
J18	NEBRASKA	L	25-26
J24	EMPORIA STATE (Kan.)	L	16-24
J27	at Kansas	L	24-37
J29	at Baker (Kan.)	L	19-32
F1	WASHBURN (Kan.)	W	38-27
F2	WASHBURN (Kan.)	W	29-25
F14	BAKER (Kan.)	L	30-33
F23	at Washburn (Kan.)	W	38-26
F24	at Washburn (Kan.)	W	33-32
F29	KANSAS	W	33-28

1912-13 [14-4]

Captain: Don McCallum

Date	Opponent	W/L	Score
J10	SOUTHWESTERN (Kan.)	W	45-24
J14	EMPORIA STATE (Kan.)	W	44-19
J17	HASKELL (Kan.)	W	46-20
J21	at Kansas	W	39-21
J22	at Kansas	W	27-25
J23	at Central Missouri	L	22-23
J24	at Missouri	W	31-18
J25	at Missouri	W	34-26
J30	KANSAS	L	19-34
J31	KANSAS	L	20-30
F5	WASHBURN (Kan.)	W	48-20
F12	MISSOURI	W	26-25
F14	at Nebraska Wesleyan	W	28-22
F15	at Nebraska	L	16-27
F18	BETHANY (Kan.)	W	42-16
F20	EMPORIA STATE (Kan.)	W	40-22
F22	at Washburn (Kan.)	W	31-25
F27	NEBRASKA WESLEYAN	W	50-29

1913-14 [10-7/7-5 Missouri Valley (2nd)]

Captain: F.P. Root

Date	Opponent	W/L	Score
J9	IOWA STATE*	W	19-7
J10	IOWA STATE*	L	14-18
J15	SOUTHWESTERN (Kan.)	W	46-38
J22	KANSAS*	L	26-44
J23	KANSAS*	W	29-25
J27	WASHBURN (Kan.)	L	19-27
J30	at Kansas*	L	24-28
J31	at Kansas*	L	16-41
F3	EMPORIA STATE (Kan.)	W	40-15
F7	at Washburn (Kan.)	L	24-28
F11	HASKELL (Kan.)	W	49-30
F18	at Missouri*	W	35-32
F19	at Missouri*	W	22-21
F20	at Washington (Mo.)	L	17-20
F21	at Washington (Mo.)	W	22-21
F27	MISSOURI*	W	32-20
F28	MISSOURI*	W	34-21



**Carl J. Merner Era (1914-16)**  
Record: 19-15 (.559)

1914-15 [6-12/4-10 Missouri Valley (5th)]

Captain: Addell C. Jones

Date	Opponent	W/L	Score
J11	BETHANY (Kan.)	W	25-24
J15	WASHBURN (Kan.)	W	25-23
J20	NEBRASKA*	L	19-26
J21	NEBRASKA*	L	20-26
J28	KANSAS*	L	22-38
J29	KANSAS*	L	32-36
F5	WASHINGTON (Mo.)*	W	35-18
F6	WASHINGTON (Mo.)*	W	46-12
F10	at Kansas*	W	21-18
F11	at Kansas*	L	20-39
F16	MISSOURI*	L	16-26
F17	MISSOURI*	L	19-21
F20	at Washburn (Kan.)	L	28-48
F22	SAINT MARY'S (Kan.)	L	26-28
F26	IOWA STATE*	L	14-15
F27	IOWA STATE*	L	19-25
M1	at Missouri*	W	28-19
M2	at Missouri*	L	16-32

1915-16 [13-3/9-3 Missouri Valley (3rd)]

Captain: R.V. Adams

Date	Opponent	W/L	Score
J10	KANSAS WESLEYAN	W	59-24
J14	WASHBURN (Kan.)	W	66-10
J20	at Kansas*	W	31-18
J21	at Kansas*	W	26-12
J27	EMPORIA STATE (Kan.)	W	26-19
F2	WASHINGTON (Mo.)*	W	45-13
F3	WASHINGTON (Mo.)*	W	36-17
F11	NEBRASKA*	L	20-21
F12	NEBRASKA*	L	25-26
F17	KANSAS*	W	38-28
F18	KANSAS*	W	45-21
F25	MISSOURI*	W	27-17
F26	MISSOURI*	L	10-22
M2	CENTRAL MISSOURI	W	39-33
M3	at Washington (Mo.)*	W	29-20
M4	at Washington (Mo.)*	W	24-18



**Zora G. Clevenger Era (1916-20)**  
Record: 54-17 (.761)

1916-17 [15-2/10-2 Missouri Valley (1st)]

Captain: Roscoe McMillan

MISSOURI VALLEY CONFERENCE CHAMPIONS

Date	Opponent	W/L	Score
J13	WASHBURN (Kan.)	W	71-5
J19	BETHANY (Kan.)	W	75-11
J23	at Kansas*	L	16-34
J24	at Kansas*	L	19-27
J25	at Washburn (Kan.)	W	49-16
F2	KANSAS*	W	38-9
F3	KANSAS*	W	32-29
F9	WASHINGTON (Mo.)*	W	34-17
F10	WASHINGTON (Mo.)*	W	46-17
F14	NEBRASKA*	W	45-13
F15	NEBRASKA*	W	37-10
F19	EMPORIA STATE (Kan.)	W	33-29
F22	ST. MARY'S (Kan.)	W	60-13
M2	at Washington (Mo.)*	W	42-21
M3	at Washington (Mo.)*	W	33-20
M5	at Missouri*	W	26-22
M6	at Missouri*	W	32-27

1917-18 [12-5/10-5 Missouri Valley (2nd)]

Captain: Ralph Van Trine

Date	Opponent	W/L	Score
J12	at Saint Mary (Kan.)	W	42-20
J16	KANSAS WESLEYAN	W	48-24
J19	IOWA STATE*	W	33-27
J26	DRAKE*	W	37-13
J30	at Kansas*	W	36-23
J31	at Kansas*	L	33-35
F8	WASHINGTON (Mo.)*	W	46-30
F9	WASHINGTON (Mo.)*	W	40-31
F21	at Drake*	W	19-16
F22	at Drake*	W	31-15
F23	at Iowa State*	W	22-18
F27	MISSOURI*	L	19-22
F28	MISSOURI*	L	24-28
M4	KANSAS*	L	33-35
M5	KANSAS*	W	32-25
M8	NEBRASKA*	L	23-31
M9	NEBRASKA*	W	26-17

1918-19 [17-2/10-2 Missouri Valley (1st)]

Captain: Johnny Clarke

MISSOURI VALLEY CONFERENCE CHAMPIONS

Date	Opponent	W/L	Score
J11	WASHBURN (Kan.)	W	36-20
J16	FORT RILEY	W	57-13
J22	FORT RILEY	W	36-11
J25	HASKELL (Kan.)	W	33-21
F1	SAINT MARY'S (Kan.)	W	30-12
F6	KANSAS*	W	33-30
F7	KANSAS*	W	41-27
F11	at Iowa State*	W	22-18
F12	at Drake*	W	43-24
F12	at Iowa State*	W	27-17
F13	at Drake*	W	37-19
F22	EMPORIA STATE (Kan.)	W	31-18
F27	at Kansas*	W	37-22
F28	at Kansas*	W	31-28



## 1922-23 [2-14/2-14 Missouri Valley (9th)]

**Captain:** F.L. Foval

Date	Opponent	W/L	Score
J6	NEBRASKA*	L	15-21
J12	at Missouin*	L	17-40
J13	at Washington (Mo.)*	L	13-21
J16	DRAKE*	L	12-38
J19	OKLAHOMA*	L	18-23
J20	WASHINGTON (Mo.)*	L	19-21
F5	IOWA STATE*	L	14-22
F7	at Kansas*	L	23-44
F13	MISSOURI*	L	10-36
F17	at Nebraska*	W	17-14
F21	KANSAS*	L	17-24
F22	GRINNELL* (Iowa)	L	15-37
F26	at Oklahoma*	L	25-40
M1	at Iowa State*	L	12-14
M2	at Grinnell* (Iowa)	W	26-24
M3	at Drake*	L	12-31



### Charles Corsaut Era (1923-33)

Record: 89-81 (.524)

## 1923-24 [8-8/8-8 Missouri Valley (t-4th)]

**Captain:** Howard Webber

Date	Opponent	W/L	Score
J5	OKLAHOMA*	L	15-29
J11	at Nebraska*	L	14-17
J17	NEBRASKA*	W	26-23
J22	KANSAS*	L	21-36
J24	at Oklahoma*	L	22-34
J31	MISSOURI*	W	29-26
F7	IOWA STATE*	W	18-17
F8	at Grinnell* (Iowa)	L	26-27
F9	at Drake*	W	30-25
F12	at Kansas*	L	15-23
F16	GRINNELL* (Iowa)	L	14-21
F23	at Washington (Mo.)*	L	24-28
F26	at Missouin*	W	23-15
F27	WASHINGTON (Mo.)*	W	33-30
M1	at Iowa State*	W	24-20
M4	DRAKE*	W	22-21

## 1924-25 [10-8/10-6 Missouri Valley (t-3rd)]

**Captain:** Art Dvlian

Date	Opponent	W/L	Score
J6	at Hilliards	L	24-33
J9	NEBRASKA*	L	11-23
J14	at Kansas*	W	40-28
J17	IOWA STATE*	W	33-19
J19	DRAKE*	W	38-17
J31	at Grinnell* (Iowa)	L	24-25
F2	at Drake*	W	28-24
F3	at Iowa State*	W	34-20
F6	OKLAHOMA*	L	23-35
F9	MISSOURI*	L	24-28
F10	GRINNELL* (Iowa)	W	37-26
F13	at Nebraska*	L	20-32
F24	KANSAS*	L	17-27
F28	at Oklahoma*	W	34-29
M3	at Washington (Mo.)*	W	37-26
M4	at Missouri*	W	43-32
M7	WASHINGTON (Mo.)*	W	34-21
NA	SCOOLEYS	L	30-33

## 1925-26 [11-7/9-3 Missouri Valley (t-2nd)]

**Captain:** Fritz Koch

Date	Opponent	W/L	Score
J2	at Northwestern	W	30-28
J4	at Illinois	L	29-30
J5	at Notre Dame	L	23-38
J9	at Scooleys	W	44-28
J13	KANSAS*	L	15-26
J15	GRINNELL* (Iowa)	W	35-18
F5	at Missouin*	L	24-25
F6	at Washington (Mo.)*	W	20-17
F9	NEBRASKA*	W	41-26
F13	IOWA STATE*	W	34-10
F16	at Nebraska*	W	28-21
F17	at Creighton	L	23-27
F19	WASHINGTON (Mo.)*	W	26-24
F20	MISSOURI*	W	26-22
F23	at Kansas City Athletic Club	L	26-45
M1	at Kansas*	L	29-34
M4	at Iowa State*	W	23-22
M5	at Grinnell* (Iowa)	W	33-31

## 1926-27 [10-8/6-6 Missouri Valley (t-5th)]

**Captain:** A.R. Edwards

Date	Opponent	W/L	Score
D18	SAINT MARY (Kan.)	W	46-38
D25	at Saint Mary (Kan.)	W	35-16
D30	at Kansas Wesleyan	W	43-22
J3	at Hilliards	W	30-28
J7	at Nebraska*	W	34-23
J8	at Creighton*	L	33-39
J14	IOWA STATE*	W	31-24
J21	DRAKE*	W	45-17
J29	at Kansas City Athletic Club	L	27-30
F4	at Oklahoma State	L	21-29
F5	at Oklahoma*	L	20-35
F9	at Kansas*	L	34-35
F11	NEBRASKA*	L	24-26
F18	OKLAHOMA STATE	W	33-30
F19	OKLAHOMA*	W	29-19
F25	at Iowa State*	L	23-36
F26	at Drake*	W	39-10
M4	KANSAS*	L	24-29

## 1927-28 [8-10/8-10 Missouri Valley (t-5th)]

**Captain:** A.R. Edwards

Date	Opponent	W/L	Score
D16	at Kansas*	W	20-13
J7	WASHINGTON (Mo.)*	L	19-29
J9	MISSOURI*	L	33-44
J13	at Oklahoma State*	L	34-35
J14	at Oklahoma*	L	29-40
J18	IOWA STATE*	W	38-28
J21	at Nebraska*	W	29-24
J28	DRAKE*	W	34-22
F3	OKLAHOMA STATE*	L	33-34
F9	at Grinnell* (Iowa)	W	43-29
F10	at Iowa State*	L	38-39
F11	at Drake*	W	46-30
F18	NEBRASKA*	W	28-22
F20	GRINNELL*	L	29-33
F24	OKLAHOMA*	L	27-40
M2	at Missouin*	L	31-41
M3	at Washington (Mo.)*	L	21-35
M7	KANSAS*	W	40-30

## 1928-29 [6-10/2-8 Big Six (5th)]

**Captain:** Ed Skradski

Date	Opponent	W/L	Score
D21	KANSAS WESLEYAN	W	21-20
J7	at Saint Louis	L	22-39
J8	at Washington (Mo.)	W	30-29
J11	at Iowa State*	L	30-41
J12	at Creighton	L	25-50
J15	OKLAHOMA*	L	23-44
J19	at Missouin*	L	36-51
J22	NEBRASKA*	W	30-21
F2	at Kansas*	L	24-31
F8	MISSOURI*	L	25-35
F13	OKLAHOMA STATE	W	52-31
F16	IOWA STATE*	L	35-44
F23	at Oklahoma*	L	28-41
F25	at Oklahoma State	W	62-24
M2	at Nebraska*	L	45-62
M5	KANSAS*	W	36-35

## 1929-30 [9-7/4-6 Big Six (5th)]

**Captain:** C.D. Richardson

Date	Opponent	W/L	Score
D18	at Saint Mary (Kan.)	W	36-18
D20	at Kansas Wesleyan	W	32-19
J3	at Colorado College	W	34-3
J4	at Colorado College	W	35-28
J10	NEBRASKA*	L	39-41
J13	at Missouin*	L	21-34
J17	OKLAHOMA STATE	W	47-35
J21	OKLAHOMA*	W	24-23
J31	at Iowa State*	L	21-37
F1	at Nebraska*	W	46-42
F5	KANSAS*	L	26-29
F11	SAINT LOUIS	L	28-35
F14	MISSOURI*	W	37-35
F18	at Kansas*	L	30-32
F21	IOWA STATE*	L	24-25
F24	at Oklahoma*	W	37-32

## 1930-31 [11-6/5-5 Big Six (t-3rd)]

**Captain:** Alex Nigro

Date	Opponent	W/L	Score
D12	WASHINGTON (Mo.)	W	35-22
D13	at Saint Louis	W	16-15
D20	at Washburn	W	34-28
D30	at Colorado College	W	39-34
J3	at Colorado College	W	37-32
J12	at Missouin*	W	31-30
J17	KANSAS*	L	29-37
J24	OKLAHOMA*	W	35-15

J30	IOWA STATE*	L	31-46
F9	NEBRASKA*	L	31-37
F13	at Iowa State*	W	38-24
F17	at Kansas*	L	26-40
F19	SAINT LOUIS	L	15-26
F21	MISSOURI*	W	21-14
F24	at Nebraska*	W	32-30
M3	at Oklahoma*	L	39-43
M4	at Oklahoma State	W	42-25

## 1931-32 [7-8/5-5 Big Six (4th)]

**Captain:** Elden Auker

Date	Opponent	W/L	Score
D11	at Kansas	L	30-32
D14	at Washburn	W	29-24
D16	KANSAS	L	25-27
D19	at Saint Louis	L	28-34
J9	at Missouin*	L	29-32
J15	at Kansas*	L	26-27
J18	NEBRASKA*	W	32-20
J22	OKLAHOMA*	W	31-24
J30	IOWA STATE*	W	19-15
F6	at Nebraska*	L	26-32
F9	SAINT LOUIS	W	29-15
F12	KANSAS*	L	22-30
F16	at Oklahoma*	L	22-34
F19	at Iowa State*	W	30-27
F27	MISSOURI*	W	28-22

## 1932-33 [9-9/4-6 Big Six (4th)]

**Captain:** Andy Skradski

Date	Opponent	W/L	Score
D2	at Kansas	W	31-27
D7	KANSAS	W	15-11
D10	at Saint Louis	L	26-29
NA	at NW Missouri State	L	23-28
D15	DAVIS & ELKINS (W. Va.)	W	35-34
D16	DAVIS & ELKINS (W. Va.)	W	30-19
D17	at Wichita State	L	27-29
J7	OKLAHOMA*	L	16-28
J10	at Kansas*	L	24-36
J14	at Nebraska*	L	25-31
J18	at Oklahoma*	L	36-39
J28	IOWA STATE*	W	33-23
F3	MISSOURI*	W	35-28
F9	at Iowa State*	W	28-27
F13	NEBRASKA*	W	36-30
F15	SAINT LOUIS	W	28-24
F25	KANSAS*	L	25-33
M4	at Missouin*	L	33-37



### Frank Root Era (1933-39)

Record: 38-72 (.345)

## 1933-34 [3-15/2-8 Big Six (t-5th)]

**Captain:** F.W. Boyd

Date	Opponent	W/L	Score
D12	at Kansas	L	13-27
D15	KANSAS	L	20-34
D18	COLORADO	W	24-22
D20	at Creighton	L	21-55
D27	at Emporia State (Kan.)	L	21-24
D29	EMPORIA STATE (Kan.)	L	19-31
J5	at Central Missouri	L	21-36
J6	at Missouin*	L	20-32
J12	IOWA STATE*	W	28-23
J15	NEBRASKA* (OT)	W	25-24
J20	at Kansas*	L	24-32
J26	OKLAHOMA*	L	20-30
F3	at Nebraska*	L	31-38
F10	MISSOURI*	L	20-41
F15	DAKOTA WESLEYAN (S.D.)	L	33-34
F19	at Oklahoma*	L	21-68
F24	KANSAS*	L	23-39
M1	at Iowa State*	L	16-37

## 1934-35 [5-15/4-12 Big Six (6th)]

**Captain:** Oren Stoner

Date	Opponent	W/L	Score
D14	at Kansas (OT)	W	39-35
D18	KANSAS	L	26-40
J4	at Oklahoma*	L	32-38
J5	at Oklahoma*	L	34-47
J8	at Wichita State	L	34-50
J11	at Kansas*	L	14-40
J14	IOWA STATE*	L	25-29
J21	NEBRASKA*	W	47-41
J26	at Kansas*	L	37-43
F1	MISSOURI*	W	27-20
F2	MISSOURI*	W	32-29
F9	at Missouin*	L	31-44
F10	at Missouin*	L	20-34
F15	OKLAHOMA*	L	22-24
F16	OKLAHOMA*	W	31-18

F22	KANSAS*	L	33-39
F23	KANSAS*	L	30-36
M2	at Nebraska*	L	21-28
M4	at Iowa State*	L	31-39
NA	at Oklahoma City	L	27-36

## 1935-36 [9-9/3-7 Big Six (t-4th)]

**Captain:** Lee Railsback

Date	Opponent	W/L	Score
D5	WASHBURN (Kan.)	W	58-38
D9	at Northern Colorado	L	30-40
D10	at Northern Colorado	W	30-18
D12	at Colorado College (OT)	W	51-48
D13	at Colorado College	W	51-36
D17	at Washburn (Kan.)	W	29-28

### Kansas City Tournament - Kansas City, Mo.

D20	vs. Missouri	W	39-25
D21	vs. Kansas	L	23-38
J7	KANSAS*	L	17-28
J11	MISSOURI*	W	37-19
J18	at Iowa State*	L	29-31
F2	at Nebraska*	L	30-43
F3	OKLAHOMA*	L	32-42
F10	NEBRASKA*	L	32-40
F15	at Kansas*	L	34-52
F17	IOWA STATE*	W	41-25
F22	at Missouin*	W	39-35
F29	at Oklahoma*	L	36-46

## 1936-37 [9-9/5-5 Big Six (4th)]

**Captain:** Frank Groves

Date	Opponent	W/L	Score
D8	FORT HAYS STATE (Kan.)	L	25-47
D12	at Evansville	W	60-46
D14	at Indiana	L	33-60
D15	at Loyola Chicago	L	32-44
D17	at Carleton College (Minn.)	L	27-41
D18	at Wisconsin State	W	





**Jack Gardner Era (1939-42)**  
Record: 20-34 (.370)

**1939-40** [6-12/2-8 Big Six (t-4th)]

**Captain:** Ernest Miller

Date	Opponent	W/L	Score
D6	BAKER (Kan.)	W	35-33
D9	DOANE (Neb.)	W	46-28
D15	at Colorado State	W	42-36
D16	at Colorado State	L	44-52
D30	at Evansville	L	32-38
J1	at Kentucky	L	26-53
J8	at DePaul	L	30-56
J9	at Creighton	W	50-44
J6	OKLAHOMA*	L	33-50
J12	at Kansas*	L	33-34
J19	NEBRASKA*	W	32-25
J22	IOWA STATE*	W	29-28
F2	at Oklahoma*	L	29-34
F5	MISSOURI*	L	28-44
F9	at Iowa State*	L	32-45
F13	at Nebraska*	L	28-61
F16	at Missouri*	L	23-26
F20	KANSAS*	L	33-44

**1940-41** [6-12/3-7 Big Six (5th)]

**Captain:** Norris Holstrom

Date	Opponent	W/L	Score
D6	WASHBURN (Kan.)	W	23-15
D10	at Washburn (Kan.)	W	33-29
D14	DOANE (Neb.)	W	54-27
D20	KENTUCKY	L	25-28
D27	at Villanova	L	34-51
D28	at George Washington	L	25-48
D30	at Seton Hall	L	29-34
J2	at Illinois	L	29-45
J7	at Nebraska*	L	23-33
J11	OKLAHOMA*	W	41-36
J17	NEBRASKA*	W	35-32
J20	KANSAS*	L	41-46
J31	at Oklahoma*	L	38-46
F6	MISSOURI*	W	34-24
F10	IOWA STATE*	L	41-50
F17	at Missouri*	L	28-30
F25	at Kansas* (OT)	L	45-50
M1	at Iowa State*	L	33-36

**1941-42** [8-10/3-7 Big Six (5th)]

**Captain:** Danny Howe

Date	Opponent	W/L	Score
D4	DOANE (Neb.)	W	57-43
D10	COLORADO STATE	W	30-25
D11	COLORADO STATE	W	37-35
D15	WASHBURN (Kan.)	W	48-29
D19	at Washington	L	32-45
D20	at Washington State	L	22-47
D22	at Montana	W	44-34
D23	at Montana State	L	38-45
J6	at Nebraska*	L	38-44
J10	at Oklahoma*	L	40-47
J17	OKLAHOMA*	L	25-26
J24	at Kansas* (OT)	L	44-46
F2	NEBRASKA*	W	38-35
F9	IOWA STATE*	L	43-44
F14	at Missouri*	L	36-44
F21	MISSOURI*	W	42-35
F27	at Iowa State*	W	36-34
M3	KANSAS*	L	26-45



**Chili Cochrane Era (1942-43)**  
Record: 6-14 (.300)

**1942-43** [6-14/1-9 Big Six (6th)]

**Captain:** George Mendenhall

Date	Opponent	W/L	Score
D4	DOANE (Neb.)	W	50-32
D10	at Washburn (Kan.)	L	32-40
D19	ROCKHURST (Kan.)	L	33-35
D21	at Olathe NAS	L	34-49
J5	NEBRASKA*	L	32-41
J9	at Iowa State*	L	24-34
J13	at Rockhurst (Kan.)	L	24-37
J15	at Oklahoma*	L	38-57
J20	KANSAS*	L	20-40
J22	CRTC-FORT RILEY	W	34-23
F1	WASHBURN (Kan.)	W	53-20
F6	at Missouri*	L	30-44
F9	OLATHE NAVAL AIR	L	35-42
F13	OKLAHOMA*	L	35-38
F17	at Nebraska*	L	47-50
F20	CRTC-FORT RILEY	W	43-29
F23	OLATHE NAVAL AIR	W	45-32
F26	MISSOURI*	L	34-42
M1	IOWA STATE*	W	43-36
M6	at Kansas*	L	30-47



**Cliff Rock Era (1943-44)**  
Record: 7-15 (.316)

**1943-44** [7-15/1-9 Big Six (t-5th)]

**Captain:** Bob Schwirtz

Date	Opponent	W/L	Score
D4	McPHERSON (Kan.)	W	45-39
D7	at Herington AFB	W	31-24
D9	at Fort Riley	L	33-42
D13	WASHBURN (Kan.)	W	34-31
D22	ROCKHURST (Kan.)	W	53-38
<b>Kansas City Holiday Tournament - Kansas City, Mo.</b>			
D29	vs. Kansas	L	44-62
D30	vs. Washburn (Kan.)	L	28-33
J3	IOWA STATE*	L	33-42
J8	at Oklahoma*	L	28-61
J11	FORT RILEY	L	43-67
J14	at McPherson (Kan.)	W	63-44
J18	at Kansas*	L	30-36
J22	OKLAHOMA*	L	34-43
F1	at Nebraska*	L	47-54
F4	WASHBURN (Kan.)	L	37-51
F7	MISSOURI*	L	30-45
F11	at Iowa State*	L	20-47
F19	at Rockhurst (Kan.)	W	38-26
F23	KANSAS*	L	24-32
F26	HERINGTON AFB	L	31-33
F29	NEBRASKA*	W	40-37
M4	at Missouri*	L	14-38



**Fritz Knorr Era (1944-46)**  
Record: 14-33 (.298)

**1944-45** [10-13/4-6 Big Six (5th)]

**Captain:** Joe Ridgway

Date	Opponent	W/L	Score
D4	FORT RILEY (Kan.)	L	35-53
D9	GREAT BEND AFB	L	51-54
D11	at Washburn (Kan.)	W	33-29
D18	ROCKHURST (Kan.)	W	65-35
<b>Kansas City Holiday Tournament - Kansas City, Mo.</b>			
D22	vs. Kansas	L	40-63
D23	vs. Nebraska	W	49-46
D29	at Fort Riley	L	41-56
J2	OKLAHOMA*	W	55-54
J6	at Iowa State*	L	31-60
J8	at Rockhurst (Kan.)	W	44-38
J13	HERINGTON AFB	W	51-46
J20	NEBRASKA*	W	70-48
J30	at Kansas*	L	36-39
F3	WASHBURN	W	61-48
F5	MISSOURI*	W	50-29
F10	at Oklahoma*	L	36-49
F11	at Purcell (Okla.) NGS	L	50-52
F12	at Norman Naval Air	L	50-59
F16	KANSAS*	L	31-33
F17	at Herington AFB	L	64-69
F24	at Nebraska*	W	55-47
F26	IOWA STATE*	L	39-44
M2	at Missouri*	L	42-45

**1945-46** [4-20/2-8 Big Six (6th)]

**Captain:** Jay Payton

Date	Opponent	W/L	Score
D4	at Washburn (Kan.)	W	46-31
D8	at Rockhurst (Kan.)	L	31-32
D11	WASHBURN (Kan.)	L	38-42
<b>Kansas City Holiday Tournament - Kansas City, Mo.</b>			
D14	vs. Kansas	L	46-71
D15	vs. Nebraska	L	47-62
D20	at Colorado State	L	43-52
D21	at Colorado State	L	37-60
D22	at Wyoming	L	27-43
D24	at Wyoming	L	33-62
<b>Kansas City Tournament - Kansas City, Mo.</b>			
D28	vs. Marshall	L	42-88
D29	vs. Eastern Kentucky	L	47-54
J2	at Nebraska*	L	37-44
J5	IOWA STATE* (OT)	W	52-46
J9	KANSAS*	L	26-39
J12	at Oklahoma*	L	32-57
J15	MISSOURI*	L	34-44
J29	at Kansas*	L	43-68
F2	ROCKHURST (Kan.)	L	28-31
F4	DRAKE	W	41-39
F9	at Missouri*	L	47-58
F12	OKLAHOMA*	L	44-57
F18	at Iowa State*	L	39-74
F19	at Drake	L	23-52
F28	NEBRASKA*	W	54-49



**Jack Gardner Era (1946-53)**  
Record: 126-47 (.730)

**1946-47** [14-10/3-7 Big Six (t-5th)]

**Captain:** Bruce Holman

Date	Opponent	W/L	Score
D2	WASHBURN (Kan.)	W	47-27
D2	FORT HAYS STATE	W	48-40
D6	at Drake (OT)	W	46-43
D7	at Iowa	L	41-54
<b>Big Six Holiday Tournament - Kansas City, Mo.</b>			
D12	vs. Oklahoma	W	59-55
D13	vs. SMU	L	36-46
D14	vs. Arkansas	W	56-41
D19	DRAKE	W	74-37
D26	at Wichita State	W	48-41
D28	MONTANA STATE	W	51-40
D30	at Washburn (Kan.)	W	42-40
J4	NEBRASKA*	W	63-54
J10	at Iowa State*	L	40-51
J14	MISSOURI* (OT)	L	42-43
J18	OKLAHOMA*	L	30-50
J20	ROCKHURST (Kan.)	W	51-44
J28	at Kansas*	L	39-50
F3	IOWA STATE*	W	43-30
F7	at Missouri*	L	43-49
F14	at Oklahoma*	L	38-57
F20	KANSAS*	W	48-45
F24	WICHITA STATE	W	60-41
F27	at Nebraska*	L	50-54
M1	at Bradley	L	41-48

**Scoring Leaders**

Name	Ht.	Yr.	Pos.	PPG
Harold Howey	6-0	170	F	10.1
John Dean	6-1	160	G	7.4
David Weatherly	6-4	180	F	5.3
Keith Thomas	6-3	170	G	5.1
Rick Harman	6-3	190	F	4.3

**1947-48** [22-6/9-3 Big Seven (1st)]

**Captain:** Howard Shannon

**NCAA FINAL FOUR  
BIG SEVEN CONFERENCE CHAMPIONS  
BIG SEVEN HOLIDAY CHAMPIONS**

Date	Opponent	W/L	Score
D1	ROCKHURST (Kan.)	W	52-37
D4	CULVER-STOCKTON (Mo.)	W	55-34
D11	TCU	W	75-17
<b>Kansas City Tournament - Kansas City, Mo.</b>			
D15	vs. Indiana	W	61-53
<b>Big Seven Holiday Tournament - Kansas City, Mo.</b>			
D18	vs. Oklahoma	W	55-48
D19	vs. Kansas	W	56-42
D20	vs. Oklahoma State	W	50-43
NA	FORT HAYS STATE (Kan.)	W	60-32
D30	at Canisius	W	47-45
J3	at St. Joseph's (Pa.)	W	59-44
J6	at LIU Brooklyn	L	47-65
J12	COLORADO*	W	65-51
J19	IOWA STATE*	W	61-42
J24	DRAKE	W	56-45
J31	at Nebraska*	W	64-45
F2	at Colorado*	W	50-44
F7	at Missouri*	L	46-48
F14	OKLAHOMA*	L	47-49
F18	KANSAS*	W	48-29
F21	MISSOURI*	W	55-53
F24	at Iowa State*	W	54-48
F27	NEBRASKA*	W	56-49
M1	at Kansas*	W	61-60
M8	at Oklahoma*	L	52-56
<b>Big Seven Playoff - Kansas City, Mo.</b>			
M15	vs. Oklahoma State	W	43-34
<b>NCAA Western Regional - Kansas City, Mo.</b>			
M19	vs. Wyoming	W	58-48
M20	vs. Baylor	L	52-60
<b>NCAA Final Four - New York, N.Y.</b>			
M23	vs. Holy Cross	L	54-60

**Scoring Leaders**

Name	Ht.	Yr.	Pos.	PPG
Howie Shannon	6-1	170	G	9.9
Rick Harman	6-3	190	F	9.4
Harold Howey	6-0	170	F	8.8
Clarence Brannum	6-4	210	C	8.2
John Dean	6-1	160	G	6.1

**1948-49** [12-11/8-4 Big Seven (3rd)]

**Captains:** Lloyd Krone, John Dean

Date	Opponent	W/L	Score
D1	at Emporia State (Kan.)	W	60-49
D2	PHILLIPS	W	60-44
D10	at San Francisco	L	53-55
D11	at Santa Clara	L	56-59
D14	at Saint Louis	L	45-51
D16	at Indiana	L	35-56
D18	at LIU Brooklyn	L	60-63
<b>Big Seven Holiday Tournament - Kansas City, Mo.</b>			
D27	vs. Nebraska	W	48-34
D29	vs. Kansas	L	46-60
D30	vs. Iowa State	L	52-56
J3	ROCKHURST (Kan.)	W	50-38
J8	at Missouri*	L	42-49
J15	COLORADO*	W	48-43
J17	— — IOWA STATE*	W	49-43
J22	— — at Oklahoma*	W	47-45
J29	— — at Colorado*	L	41-48
J31	— — at Nebraska*	L	48-70
F5	— — MISSOURI*	L	34-40
F9	— — at Kansas*	W	53-48
F19	— — OKLAHOMA*	W	51-45
F24	— — KANSAS*	W	63-36
M1	— — NEBRASKA*	W	53-28
M5	— — at Iowa State*	W	54-39

**Scoring Leaders**

Name	Ht.	Yr.	Pos.	PPG
Rick Harman	6-3	190	F	11.1
Ed Head	6-0	160	F	7.6
Jack Stone	6-3	165	F	6.8
Clarence Brannum	6-4	210	C	6.3
John Dean	6-1	160	G	5.7
Ernie Barrett	6-3	180	G	5.7

\*The Associated Press poll debuted on Jan. 17, 1949.

**1949-50** [17-7/8-4 Big Seven (t-1st)]

**Captains:** Lloyd Krone, Allan Langton

**BIG SEVEN CONFERENCE CO-CHAMPIONS  
FINAL RANKING: No. 14 (AP)**

Date	KSU	Opp	Opponent	W/L	Score
D1	—	—	ROCKHURST (Kan.)	W	83-34
D3	—	—	at Emporia State (Kan.)	W	59-50
D6	—	—	at Wisconsin	L	



## 1950-51 [25-4/11-1 Big Seven (1st)]

**Captain:** Ernie Barrett

**NCAA FINAL FOUR (RUNNER-UP)**

**NCAA WEST REGION CHAMPIONS**

**BIG SEVEN CONFERENCE CHAMPIONS**

**BIG SEVEN HOLIDAY CHAMPIONS**

**FINAL RANKING: No. 3 (UPI), No. 4 (AP)**

Date	KSU	Opp	Opponent	W/L	Score
D2	—	—	at LIU Brooklyn	L	59-60
D4	—	—	at Ohio State	W	68-51
D6	—	—	at Purdue	W	60-44
D9	—	—	UTAH STATE	W	66-56
D12	—	—	WICHITA STATE	W	73-42
D16	—	—	INDIANA (OT)	L	52-58
D18	—	—	WISCONSIN	W	77-58
D21	20	—	SPRINGFIELD (Mass.)	W	82-59

### Big Seven Holiday Tournament - Kansas City, Mo.

D28	—	—	vs. Oklahoma	W	55-53
D29	—	—	vs. Nebraska	W	72-53
D30	—	—	vs. Minnesota	W	70-62
J6	9	—	at Missouri*	W	60-43
J13	9	—	IOWA STATE*	W	98-58
J15	9	17	at Kansas*	W	47-43
J27	9	—	COLORADO*	W	63-42
J31	7	4	LIU BROOKLYN	W	85-65
F3	7	—	at Colorado*	W	60-45
F5	7	—	at Nebraska*	W	79-50
F10	4	—	MISSOURI*	W	75-64
F17	3	—	at Oklahoma*	L	46-49
F24	5	—	KANSAS*	W	65-51
F26	5	—	NEBRASKA*	W	74-48
M3	4	—	at Iowa State*	W	81-47
M5	4	—	OKLAHOMA*	W	87-48
M14	4	5	ILLINOIS	W	91-72

### NCAA West Regional - Kansas City, Mo.

M21	4	12	vs. Arizona	W	61-59
M23	4	11	vs. BYU	W	64-54
M24	4	2	vs. Oklahoma State	W	68-44

### NCAA Championship - Minneapolis, Minn.

M27	4	1	vs. Kentucky	L	58-68
-----	---	---	--------------	---	-------

*1 First Game in Ahearn Field House*

### Scoring Leaders

Name	Ht.	Yr.	Pos.	PPG
Ernie Barrett	6-3	Sr.	G	10.3
Jack Stone	6-3	Sr.	F	9.6
Jim Iverson	5-11	Jr.	G	8.9
Lew Hitch	6-7	Sr.	C	8.8
Dick Knostman	6-5	So.	C	7.5

## 1951-52 [19-5/10-2 Big Seven (2nd)]

**Captain:** Jim Iverson

**FINAL RANKING: No. 3 (AP), No. 6 (UPI)**

Date	KSU	Opp	Opponent	W/L	Score
D1	—	—	PURDUE	W	67-51
D3	—	—	OHIO STATE	W	78-54
D8	—	—	at Arizona	W	76-57
D11	5	—	at California	W	64-50
D12	5	—	at San Francisco	L	52-55
D15	5	—	DENVER	W	65-55
D17	5	—	HAMLIN (Minn.)	W	92-73
D22	5	8	at Indiana	L	75-80

### Big Seven Holiday Tournament - Kansas City, Mo.

D27	8	—	vs. Nebraska	W	87-67
D28	8	4	vs. Kansas (OT)	L	88-90
D29	8	—	vs. Oklahoma	W	84-69
J5	9	—	ARIZONA	W	78-52
J12	7	—	NEBRASKA*	W	71-36
J14	7	—	at Oklahoma*	W	65-54
J19	9	—	IOWA STATE*	W	76-58
J26	7	2	KANSAS*	W	81-64
F2	2	—	COLORADO*	W	92-40
F9	2	—	at Missouri*	W	55-52
F16	2	—	MISSOURI*	W	86-58
F23	2	—	at Colorado*	L	57-67
M1	3	—	at Nebraska*	W	75-60
M3	3	—	at Iowa State*	W	88-66
M7	3	8	at Kansas*	L	61-78
M10	3	—	OKLAHOMA*	W	79-58

### Scoring Leaders

Name	Ht.	Yr.	Pos.	PPG
Dick Knostman	6-6	Jr.	C/F	16.3
Jim Iverson	5-11	Sr.	G	12.9
Jesse Prisock	6-5	So.	C/F	8.9
Jack Carby	6-7	Jr.	C	8.6
Bob Rousey	5-11	Jr.	G	7.7

## 1952-53 [17-4/9-3 Big Seven (2nd)]

**Captain:** Dick Knostman

**BIG SEVEN HOLIDAY CHAMPIONS**

**FINAL RANKING: No. 9 (UPI), No. 12 (AP)**

Date	KSU	Opp	Opponent	W/L	Score
D6	—	—	DRAKE (OT)	W	79-73
D13	—	—	INDIANA	W	82-80
D15	—	—	SAN FRANCISCO	W	81-60

### Michigan State Tournament - East Lansing, Mich.

D19	2	7	vs. Notre Dame	W	80-64
D20	2	—	at Michigan State	L	63-80

### Big Seven Holiday Tournament - Kansas City, Mo.

D27	5	—	vs. Oklahoma	W	93-69
D29	5	—	vs. Yale	W	79-70
D30	1	—	vs. Kansas	W	93-87
J10	1	—	MARQUETTE	W	88-72
J17	1	15	at Kansas*	L	66-80
J24	4	—	at Missouri*	W	94-85
J31	5	—	IOWA STATE*	W	81-78
F7	5	—	at Nebraska*	L	67-80
F9	9	—	at Iowa State*	W	74-64
F14	10	—	OKLAHOMA*	W	84-64
F17	8	10	KANSAS*	L	78-80
F21	8	—	at Colorado*	W	81-56
F25	9	—	MISSOURI*	W	75-68
F28	9	—	COLORADO*	W	88-69
M7	8	—	at Oklahoma*	W	76-60
M10	8	—	NEBRASKA*	W	108-80

### Scoring Leaders

Name	Ht.	Yr.	Pos.	PPG
Dick Knostman	6-6	Sr.	C	22.7
Bob Rousey	5-11	Sr.	G	10.8
Gene Stauffer	6-0	Jr.	G	10.5
Jesse Prisock	6-5	Jr.	F	9.9
Jim Smith	6-3	So.	G	7.6



**Fred "Tex" Winter Era (1953-68)**

Record: 261-118 (.689)

## 1953-54 [11-10/5-7 Big Seven (t-4th)]

**Captains:** Jesse Prisock, Gene Stauffer

Date	KSU	Opp	Opponent	W/L	Score
D5	—	—	DENVER	W	70-41
D7	—	—	at Indiana	L	66-92
D12	12	14	WYOMING	W	76-69
D18	—	—	at Washington	W	74-64
D19	—	—	at Washington	W	87-76

### Big Seven Holiday Tournament - Kansas City, Mo.

D26	—	—	vs. Nebraska	L	74-78
D29	—	—	vs. Washington	W	81-75
D30	—	—	vs. Iowa State	W	98-77
J5	—	—	MICHIGAN STATE	L	63-78
J9	—	—	COLORADO*	W	66-60
J11	—	—	at Nebraska*	L	75-88
J16	—	11	KANSAS*	L	62-65
J23	—	—	MISSOURI*	L	71-75
J26	—	—	at Oklahoma*	W	63-53
J30	—	—	at Iowa State*	L	56-60
F6	—	—	NEBRASKA*	W	91-70
F13	—	—	IOWA STATE*	L	62-64
F17	—	—	at Kansas*	L	74-85
F27	—	—	at Missouri*	W	79-78
M3	—	—	OKLAHOMA*	W	90-68
M6	—	—	at Colorado*	L	76-79

### Scoring Leaders

Name	Ht.	Yr.	Pos.	PPG
Jesse Prisock	6-5	Sr.	F	14.8
Gene Stauffer	6-0	Sr.	G	12.1
J.R. Snyder	5-10	So.	G	9.2
Jim Smith	6-3	Jr.	G	6.8
Dick Stone	6-3	So.	F	5.7

## 1954-55 [11-10/6-6 Big Seven (t-3rd)]

**Captain:** Kent Poore

Date	KSU	Opp	Opponent	W/L	Score
D4	—	—	at UCLA	L	57-86
D6	—	—	at Arizona	L	81-86
D11	—	—	WYOMING	W	70-50
D18	—	—	WASHINGTON	W	81-74
D21	—	—	INDIANA	W	91-74

### Big Seven Holiday Tournament - Kansas City, Mo.

D28	—	—	vs. California	W	88-75
D29	—	—	vs. Iowa State	W	70-60
D30	—	—	vs. Missouri	L	71-89
J4	—	—	OKLAHOMA*	W	90-82
J8	—	—	at Iowa State*	W	78-77
J11	—	—	at Nebraska*	L	59-69
J15	—	6	MISSOURI*	L	85-94
J19	—	8	at Missouri*	W	78-67
J22	—	—	IOWA STATE*	W	79-67
F1	—	—	at Oklahoma*	W	71-60
F5	—	—	NEBRASKA*	W	79-62
F12	—	—	KANSAS*	L	68-78
F19	—	—	at Colorado*	L	53-61
F21	—	—	NOTRE DAME	L	74-76
F26	—	—	COLORADO*	L	60-63
M1	—	—	at Kansas*	L	67-77

### Scoring Leaders

Name	Ht.	Yr.	Pos.	PPG
Roger Craft	6-7	Sr.	C	12.1
Pachin Vicens	5-9	So.	G	10.8
Dick Stone	6-3	Jr.	F	9.6
Jim Smith	6-3	Sr.	F	8.4
Nugent Adams	6-3	Sr.	F	7.9

## 1955-56 [17-8/9-3 Big Seven (1st)]

**Captain:** Dick Stone

**NCAA WEST REGIONAL SEMIFINALS**

**BIG SEVEN CONFERENCE CHAMPIONS**

Date	KSU	Opp	Opponent	W/L	Score
D6	—	—	TEXAS TECH	W	89-70
D10	—	—	at Indiana	L	72-96
D12	—	—	at Drake	L	64-70
D15	—	—	LOYOLA MARYMOUNT	W	92-66
D17	—	—	WASHINGTON	W	74-69
D21	—	—	at Houston	L	79-86

### Big Seven Holiday Tournament - Kansas City, Mo.

D27	—	—	vs. Iowa State	L	71-79
D29	—	—	vs. Oklahoma	W	86-64
D30	—	—	vs. Nebraska	W	79-51
J4	—	—	PACIFIC	W	67-36
J7	—	8	at Iowa State*	W	68-64
J10	—	—	at Oklahoma*	W	61-50
J14	—	—	KANSAS*	L	86-91
J21	—	—	at Missouri*	W	58-54
J30	—	—	OKLAHOMA*	W	71-63
F4	—	—	COLORADO*	W	82-51
F6	—	—	at Nebraska*	W	66-52
F11	—	—	at Colorado*	L	53-71
F13	—	—	at Wyoming	W	78-74
F20	—	—	NEBRASKA*	W	73-50
F25	—	20	IOWA STATE*	W	82-62
M3	17	—	MISSOURI*	L	72-85
M6	17	—	at Kansas*	W	79-68

### NCAA West Regional Semifinals - Lawrence, Kan.

M16	—	16	vs. Oklahoma City	L	93-97
-----	---	----	-------------------	---	-------

### NCAA West Regional Consolation - Lawrence, Kan.

M17	—	17	vs. Houston	W	89-70
-----	---	----	-------------	---	-------

### Scoring Leaders

Name	Ht.	Yr.	Pos.	PPG
Jack Parr	6-9	So.	C	17.4
Pachin Vicens	5-9	Jr.	G	12.3
Fritz Schneider	6-3	Jr.	G/F	10.2
Hayden Abbott	6-3	So.	F	10.0
Roy DeWitz	6-2	So.	G	8.3

## 1956-57 [15-8/8-4 Big Seven (2nd)]

**Captain:** Eddie Wallace

**FINAL RANKING: No. 20 (UPI)**

Date	KSU	Opp	Opponent	W/L	Score
D1	—	—	HOUSTON	W	97-78
D3	—	—	at Texas Tech	W	90-84
D15	14	—	INDIANA (OT)	W	84-77
D18	10	—	DRAKE	W	90-41
D20	10	—	at Minnesota	L	72



**1958-59** [25-2/14-0 Big Eight (1st)]

**Captain:** Don Matuszak  
**NCAA MIDWEST REGIONAL FINAL**  
**BIG EIGHT CONFERENCE CHAMPIONS**  
**BIG EIGHT HOLIDAY CHAMPIONS**  
**FINAL RANKING: No. 1 (AP), No. 1 (UPI)**

Date	KSU	Opp	Opponent	W/L	Score
D1	—	—	PURDUE	W	96-83
D6	—	—	INDIANA (OT)	W	82-79
D12	3	—	at California	W	68-65
D13	3	—	at San Francisco	W	53-52
D15	3	—	at BYU	L	68-77
D19	3	4	N.C. STATE^	W	69-67
D20	3	14	vs. St. Joseph's (Pa.)†	W	68-55

**Big Eight Holiday Tournament - Kansas City, Mo.**

D26	4	—	vs. Missouri	W	69-66
D29	4	—	vs. Oklahoma	W	73-59
D30	3	—	vs. Colorado	W	67-66
J5	3	—	at Iowa State*	W	59-56
J10	4	—	at Colorado*	W	89-58
J12	4	—	OKLAHOMA*	W	90-45
J17	4	—	at Missouri*	W	75-60
J26	3	—	IOWA STATE*	W	78-55
J31	3	—	SOUTH DAKOTA STATE	W	91-65
F2	3	—	at Nebraska*	W	50-43
F7	3	—	at Colorado*	W	70-59
F11	3	—	KANSAS*	W	82-72
F14	3	—	OKLAHOMA STATE*	W	60-49
F16	3	—	at Oklahoma*	W	75-55
F21	4	—	at Oklahoma State*	W	62-50
F27	2	—	at Kansas*	W	87-77
M7	2	—	MISSOURI*	W	108-69
M9	1	—	NEBRASKA*	W	76-54

**NCAA Midwest Regional - Lawrence, Kan.**

M13	1	—	vs. DePaul	W	102-70
M14	1	5	vs. Cincinnati	L	75-85

<sup>^</sup> Sunflower Doubleheader (Manhattan, Kan.)  
<sup>†</sup> Sunflower Doubleheader (Lawrence, Kan.)

**Scoring Leaders**

Name	Ht.	Yr.	Pos.	PPG
Bob Boozer	6-8	Sr.	F/C	25.6
Wally Frank	6-8	Jr.	F	12.8
Don Matuszak	6-0	Sr.	G	9.1
Cedric Price	6-6	So.	C	8.3
Steve Douglas	6-4	Jr.	F/G	6.0

**1959-60** [16-10/10-4 Big Eight (t-1st)]

**Captain:** Wally Frank  
**NCAA TOURNAMENT PLAY-IN GAME**  
**BIG EIGHT CO-CONFERENCE CHAMPIONS**  
**FINAL RANKING: No. 16 (UPI)**

Date	KSU	Opp	Opponent	W/L	Score
D1	—	—	SOUTH DAKOTA STATE	W	85-52
D5	—	—	SAINT LOUIS	L	58-67
D11	—	—	at N.C. State	L	59-66
D12	—	—	vs. North Carolina#	L	52-68
D14	—	—	at Indiana	L	58-67
D18	—	—	vs. BYU†	W	86-55
D19	—	—	SAN FRANCISCO^	W	83-62

**Big Eight Holiday Tournament - Kansas City, Mo.**

D26	—	—	vs. Iowa State (OT)	L	73-74
D29	—	—	vs. Nebraska	W	71-63
D30	—	—	vs. Oklahoma State	W	52-49
J4	—	—	COLORADO*	W	69-37
J9	—	—	at Missouri*	W	65-60
J11	—	—	at Oklahoma State*	W	54-49
J16	—	—	OKLAHOMA*	W	76-68
J18	—	—	IOWA STATE*	W	68-66
J30	—	—	BAYLOR	W	77-63
F6	15	—	at Colorado*	L	50-65
F10	—	—	at Kansas*	L	62-64
F13	—	—	MISSOURI*	W	89-80
F15	—	—	at Iowa State*	W	72-70
F20	—	—	at Nebraska*	L	60-70
F24	—	—	KANSAS*	W	68-57
F27	—	—	at Oklahoma*	L	35-58
F29	—	—	OKLAHOMA STATE*	W	74-65
M5	—	—	NEBRASKA*	W	83-74

**NCAA Tournament Playoff - Manhattan, Kan.**

M9	—	—	KANSAS* (OT)	L	82-84
----	---	---	--------------	---	-------

# Raleigh, N.C.  
<sup>^</sup> Sunflower Doubleheader (Manhattan, Kan.)  
<sup>†</sup> Sunflower Doubleheader (Lawrence, Kan.)

**Scoring Leaders**

Name	Ht.	Yr.	Pos.	PPG
Wally Frank	6-8	Sr.	F	14.7
Cedric Price	6-6	Jr.	C	9.3
Mike Wroblewski	6-8	So.	C	7.3
Sonny Ballard	6-0	Sr.	G	7.0
Steve Douglas	6-4	Sr.	G/F	7.0

**1960-61** [22-5/13-1 Big Eight (1st)]

**Captain:** Cedric Price  
**NCAA MIDWEST REGIONAL FINAL**  
**BIG EIGHT CONFERENCE CHAMPIONS**  
**BIG EIGHT HOLIDAY CHAMPIONS**  
**FINAL RANKING: No. 4 (AP), No. 4 (UPI)**

Date	KSU	Opp	Opponent	W/L	Score
D3	—	—	TEXAS A&M	W	69-64
D5	—	—	INDIANA	L	80-98
D9	—	—	at UCLA	L	73-83
D10	—	—	at USC	W	65-57
D12	—	—	at New Mexico	W	81-64
D16	20	5	NORTH CAROLINA^	W	77-69
D17	20	—	vs. Michigan State†	W	104-82
D21	12	—	COLORADO STATE	W	63-56

**Big Eight Holiday Tournament - Kansas City, Mo.**

D26	12	—	vs. Oklahoma State	W	62-56
D28	12	—	vs. Oklahoma	W	73-52
D29	12	—	vs. Kansas (OT)	W	69-66
J7	—	—	at Oklahoma State*	W	69-58
J14	9	—	OKLAHOMA*	W	69-57
J20	10	—	at Kansas*	L	66-75
J28	—	—	OKLAHOMA STATE*	W	45-43
J30	—	—	at Iowa State*	W	72-70
F4	10	—	at Oklahoma*	W	71-63
F11	7	—	IOWA STATE*	W	66-65
F13	7	—	at Colorado†	L	80-81
F18	6	—	at Missouri*	W	99-70
F22	8	—	KANSAS*	W	81-63
F25	8	—	MISSOURI*	W	91-71
F27	8	—	at Nebraska*	W	77-67
M4	7	—	NEBRASKA*	W	75-56
M11	4	—	COLORADO*	W	82-65

**NCAA Midwest Regional - Lawrence, Kan.**

M17	4	—	vs. Houston	W	75-64
M18	4	2	vs. Cincinnati	L	64-69

<sup>^</sup> Sunflower Doubleheader (Manhattan, Kan.)  
<sup>†</sup> Sunflower Doubleheader (Lawrence, Kan.)  
<sup>†</sup> Later forfeited by Colorado

**Scoring Leaders**

Name	Ht.	Yr.	Pos.	PPG
Larry Comley	6-5	Jr.	F	18.3
Cedric Price	6-6	Sr.	C	16.9
Al Peithman	6-1	So.	G	9.6
Pat McKenzie	6-5	Jr.	F	6.4
Mike Wroblewski	6-8	Jr.	C	6.0

**1961-62** [22-3/12-2 Big Eight (2nd)]

**Captain:** Richard Ewy  
**BIG EIGHT HOLIDAY CHAMPIONS**  
**FINAL RANKING: No. 5 (UPI), No. 6 (AP)**

Date	KSU	Opp	Opponent	W/L	Score
N28	8	—	NEW MEXICO	W	94-52
D7	8	—	at Saint Louis	W	71-60
D9	8	—	at Indiana	W	88-78
D15	8	—	vs. Marquette†	W	80-64
D16	8	9	ST. JOHN'S^	W	63-50
D18	8	—	ARIZONA	W	59-43

**Kentucky Invitational - Lexington, Ky.**

D22	4	—	vs. Xavier	W	75-67
D23	4	—	at Kentucky	L	67-80

**Big Eight Holiday Tournament - Kansas City, Mo.**

D27	5	—	vs. Nebraska	W	60-48
D29	5	—	vs. Missouri	W	62-57
D30	5	—	vs. Iowa State	W	69-67
J6	4	—	at Colorado*	L	61-75
J10	5	—	KANSAS*	W	70-45
J13	5	—	OKLAHOMA STATE*	W	50-44
J17	4	—	at Missouri*	W	69-66
J27	4	—	at Iowa State*	W	56-55
F3	4	—	NEBRASKA*	W	72-53
F7	4	—	at Kansas*	W	91-72
F10	4	—	MISSOURI*	W	65-59
F17	4	—	at Oklahoma*	W	71-67
F24	4	—	OKLAHOMA*	W	89-57
F26	4	—	IOWA STATE*	W	69-54
M3	3	9	COLORADO*	W	60-48
M5	3	—	at Oklahoma State*	L	68-78
M7	3	—	at Nebraska*	W	84-60

<sup>^</sup> Sunflower Doubleheader (Lawrence, Kan.)  
<sup>†</sup> Sunflower Doubleheader (Manhattan, Kan.)

**Scoring Leaders**

Name	Ht.	Yr.	Pos.	PPG
Mike Wroblewski	6-8	Sr.	C	19.0
Pat McKenzie	6-5	Sr.	F	11.0
Gary Marriott	6-5	Jr.	F	10.3
Al Peithman	6-1	Jr.	G	7.5
Richard Ewy	6-0	Sr.	G	7.0

**1962-63** [16-9/11-3 Big Eight (t-1st)]

**Captain:** Al Peithman  
**BIG EIGHT CO-CONFERENCE CHAMPIONS**  
**FINAL RANKING: No. 19 (UPI)**

Date	KSU	Opp	Opponent	W/L	Score
D1	—	—	at Michigan State	W	66-56
D3	—	—	at Minnesota	L	62-73
D8	—	—	SAINT LOUIS	L	57-59
D10	—	—	at Marquette	L	71-72
D14	—	1	CINCINNATI^	L	61-75
D15	—	—	vs. Arizona State†	L	72-77
D21	—	—	INDIANA	W	88-72

**Big Eight Holiday Tournament - Kansas City, Mo.**

D27	—	—	vs. Missouri	W	61-43
D28	—	—	vs. Oklahoma State	W	52-44
D29	—	—	vs. Kansas (4 OTs)	L	88-90
J7	—	—	AIR FORCE	W	58-42
J12	—	—	NEBRASKA*	W	66-53
J14	—	—	at Colorado*	L	53-70
J26	—	—	OKLAHOMA STATE*	W	57-55
J29	—	—	at Oklahoma*	L	75-81
F2	—	—	at Nebraska*	W	72-60
F4	—	—	MISSOURI*	W	90-55
F9	—	—	OKLAHOMA*	W	100-69
F16	—	—	at Missouri*	W	67-55
F19	—	—	at Kansas*	W	67-54
F23	—	—	IOWA STATE*	W	62-50
F27	—	—	KANSAS*	W	74-60
M2	—	—	at Oklahoma State*	W	56-54
M4	—	—	at Iowa State*	W	78-71
M8	—	—	COLORADO*	L	56-69

<sup>^</sup> Sunflower Doubleheader (Manhattan, Kan.)  
<sup>†</sup> Sunflower Doubleheader (Lawrence, Kan.)

**Scoring Leaders**

Name	Ht.	Yr.	Pos.	PPG
Willie Murrell	6-6	Jr.	F	18.6
Gary Marriott	6-5	Sr.	F	13.9
Roger Suttner	7-0	Jr.	C	9.8
Al Peithman	6-1	Sr.	G	7.6
Max Moss	6-0	Jr.	G	6.7

**1963-64** [22-7/12-2 Big Eight (1st)]

**Captain:** Max Moss  
**NCAA FINAL FOUR**  
**NCAA MIDWEST REGION CHAMPIONS**  
**BIG EIGHT CONFERENCE CHAMPIONS**  
**BIG EIGHT HOLIDAY CHAMPIONS**  
**FINAL RANKING: No. 12 (UPI)**

Date	KSU	Opp	Opponent	W/L	Score
N30	—	—	MINNESOTA	L	66-76
D3	—	—	SOUTH DAKOTA STATE	W	87-59
D7	—	—	at Saint Louis	W	68-67
D9	—	—	at Indiana	W	93-84
D13	—	—	vs. UCLA†	L	75-78
D14	—	—	USC^	W	82-58
D18	—	—	DENVER	W	72-65
D23	—	4	at Cincinnati	L	70-72

**Big Eight Holiday Tournament - Kansas City, Mo.**

D26	—	—	vs. Nebraska	W	100-78
D28	—	—	vs. Missouri	W	84-67
D30	—	—	vs. Oklahoma State	W	58-55
J6	—	—	COLORADO*	L	59-60
J11	—	—	IOWA STATE*	W	73-52
J13	—	—	at Oklahoma State*	L	58-77
J27	—	—	at Oklahoma*	W	97-91
F1	—	—	KANSAS*	W	58-55
F3	—	—	at Nebraska* (OT)	W	73-66
F8	—	—	at Colorado* (OT)	W	60-59
F15	—	—	at Missouri* (OT)	W	89-79
F17	—	—	NEBRASKA*	W	50-48
F22	—	—	at Kansas*	W	70-46
F29	—	—	OKLAHOMA*	W	99-70
M2	—	—	OKLAHOMA STATE* (OT)	W	63-59
M7	—	—	MISSOURI*	W	88-68
M9	—	—	at Iowa State*	W	74-69

**NCAA Midwest Regional - Wichita, Kan.**

M13	—	—	vs. UTEP
-----	---	---	----------



## 1966-67 [17-8/9-5 Big Eight (4th)]

**Captain:** Dennis Berkholtz

Date	KSU	Opp	Opponent	W/L	Score
D1	—	—	MINNESOTA	L	59-60
D3	—	—	OREGON	W	52-45
D9	—	—	BAYLOR <sup>A</sup>	W	77-70
D10	—	—	vs. Florida State†	W	81-58
D12	—	—	INDIANA	W	82-69
D17	—	—	at Texas Tech	W	66-58

### Kentucky Invitational - Lexington, Ky.

D22	—	—	vs. Penn State	W	83-59
D23	—	—	at Kentucky	L	79-83

### Big Eight Holiday Tournament - Kansas City, Mo.

D27	—	—	vs. Nebraska	W	98-81
D28	—	—	vs. Iowa State	L	67-78
D30	—	—	vs. Oklahoma	W	102-76

J7	—	—	at Colorado*	L	68-71
J10	—	—	MISSOURI*	W	75-65
J14	—	—	IOWA STATE* (OT)	W	72-71
J21	—	—	at Oklahoma State*	W	75-50
J30	—	—	at Oklahoma*	W	102-82
F4	—	—	NEBRASKA*	L	59-67
F11	—	7	KANSAS*	L	55-60
F14	—	—	at Missouri*	W	82-67
F18	—	—	COLORADO*	W	55-53
F25	—	—	at Nebraska*	L	71-79
F27	—	—	OKLAHOMA*	W	84-71
M4	—	—	OKLAHOMA STATE*	W	51-49
M6	—	—	at Iowa State*	W	81-68
M11	—	3	at Kansas*	L	56-74

<sup>A</sup> Sunflower Doubleheader (Manhattan, Kan.)

<sup>†</sup> Sunflower Doubleheader (Lawrence, Kan.)

### Scoring Leaders

Name	Ht.	Yr.	Pos.	PPG
Earl Seyfert	6-7	Jr.	F	13.8
Dennis Berkholtz	6-1	Sr.	G	13.2
Nick Pino	7-0	Jr.	C	8.8
Steve Honeycutt	6-1	So.	G	8.6
Roy Smith	6-10	Sr.	C	7.5

## 1967-68 [19-9/11-3 Big Eight (1st)]

**Captains:** Steve Honeycutt, Earl Seyfert

**NCAA MIDWEST REGIONAL SEMIFINALS**  
**BIG EIGHT CONFERENCE CHAMPIONS**  
**FINAL RANKING: No. 14 (UPI)**

Date	KSU	Opp	Opponent	W/L	Score
D2	—	—	CAL STATE FULLERTON	W	103-54
D5	—	—	at Minnesota	W	81-56
D9	—	—	at Tulsa	L	58-62
D11	—	—	at Indiana	L	83-89
D15	—	—	vs. Texas A&M†	W	82-77
D16	—	—	CINCINNATI <sup>A</sup> (OT)	L	56-58
D19	—	—	NORTH DAKOTA STATE	W	79-52

### Big Eight Holiday Tournament - Kansas City, Mo.

D27	—	—	vs. Missouri	W	71-61
D29	—	—	vs. Colorado	W	74-69
D30	—	—	vs. Nebraska	L	62-66

J6	—	—	at Oklahoma State*	W	56-46
J9	—	—	NEBRASKA*	W	78-62
J13	—	—	IOWA STATE*	L	74-79
J15	—	—	at Colorado* (OT)	W	57-56
J20	—	—	KANSAS*	W	71-56
J29	—	—	at Oklahoma*	L	62-73
F3	—	—	at Southern Illinois	W	68-67
F5	—	—	MISSOURI*	W	69-67
F10	—	—	at Nebraska*	L	68-92
F12	—	—	CREIGHTON	W	85-75
F14	—	—	OKLAHOMA*	W	72-48
F27	—	—	at Kansas* (OT)	W	64-61
F27	—	—	at Missouri*	W	70-63
M2	—	—	COLORADO*	W	67-56
M4	—	—	at Iowa State*	W	63-61
M9	—	—	OKLAHOMA STATE*	W	49-47

### NCAA Midwest Regional - Wichita, Kan.

M15	—	—	vs. TCU	L	72-77
M16	—	9	vs. Louisville	L	63-93

<sup>A</sup> Sunflower Doubleheader (Lawrence, Kan.)

<sup>†</sup> Sunflower Doubleheader (Manhattan, Kan.)

### Scoring Leaders

Name	Ht.	Yr.	Pos.	PPG
Steve Honeycutt	6-1	Jr.	G	14.4
Earl Seyfert	6-7	Sr.	F	11.9
Nick Pino	7-1	Sr.	C	11.7
Gene Williams	6-7	Jr.	F	7.7
Ray Willis	6-2	Sr.	G	4.8
Jeff Webb	6-4	So.	G	4.8



## Lowell "Cotton" Fitzsimmons Era (1968-70)

Record: 34-20 (.630)

## 1968-69 [14-12/9-5 Big Eight (2nd)]

**Captain:** Steve Honeycutt

Date	KSU	Opp	Opponent	W/L	Score
D2	—	14	at Cincinnati	L	70-86
D7	—	—	TULSA	L	63-66
D9	—	—	INDIANA (OT)	W	87-83
D13	—	—	SYRACUSE <sup>A</sup>	W	88-68
D14	—	—	vs. Creighton†	L	62-63
D16	—	12	at Houston (OT)	L	84-87

### Vanderbilt Invitational - Nashville, Tenn.

D20	—	—	vs. N.C. State	W	66-54
D21	—	—	at Vanderbilt	L	80-92

### Big Eight Holiday Tournament - Kansas City, Mo.

D27	—	—	vs. Iowa State	W	79-66
D28	—	—	vs. Oklahoma State	L	52-60
D30	—	—	vs. Colorado	L	75-78

J4	—	—	at Iowa State*	W	75-65
J7	—	—	NEBRASKA*	W	95-72
J11	—	—	OKLAHOMA*	W	87-62
J13	—	—	at Colorado*	L	69-73
J18	—	10	KANSAS*	L	67-73
F1	—	—	at Oklahoma State*	L	59-64
F3	—	—	SOUTHERN ILLINOIS	W	74-56
F8	—	—	IOWA STATE*	W	78-73
F15	—	14	COLORADO*	W	70-68
F17	—	—	at Oklahoma*	W	69-59
F22	—	—	OKLAHOMA STATE*	W	58-50
F24	—	—	at Missouri*	L	62-66
M1	—	—	at Nebraska*	L	71-88
M3	—	—	MISSOURI*	W	60-55
M8	—	19	at Kansas*	W	64-57

<sup>†</sup> Doubleheader, Lawrence, Kan.

### Scoring Leaders

Name	Ht.	Yr.	Pos.	PPG
Jerry Venable	6-5	Jr.	F	14.8
Steve Honeycutt	6-1	Sr.	G	13.2
Gene Williams	6-7	Sr.	C/F	12.6
Eddie Smith	6-4	So.	F	7.8
Jeff Webb	6-4	Jr.	G/F	7.8

## 1969-70 [20-8/10-4 Big Eight (1st)]

**Captain:** Jerry Venable

**NCAA MIDWEST REGIONAL SEMIFINALS**  
**BIG EIGHT CONFERENCE CHAMPIONS**

Date	KSU	Opp	Opponent	W/L	Score
D1	—	—	INDIANA STATE	W	99-63
D5	—	—	at Creighton	W	64-56
D8	—	—	at Indiana	L	95-102
D12	—	—	WICHITA STATE	W	81-79
D13	—	—	at Wichita State	L	73-77
D15	—	—	VANDERBILT	W	91-78

### Texas Classic - Fort Worth, Texas

D19	—	—	at TCU	W	75-65
D20	—	—	vs. UT-Arlington	W	67-62

### Big Eight Holiday Tournament - Kansas City, Mo.

D26	—	—	vs. Oklahoma State	W	51-49
D29	—	—	vs. Oklahoma	L	67-72
D30	—	—	vs. Missouri	W	64-58

J5	—	—	OKLAHOMA STATE*	W	72-56
J10	—	16	OKLAHOMA*	W	77-56
J13	—	—	at Nebraska*	W	71-64
J17	—	—	ST. FRANCIS (Pa.)	W	78-71
J26	17	—	at Oklahoma State*	W	71-60
J31	19	—	MISSOURI*	W	64-63
F2	19	—	IOWA STATE*	W	82-64
F7	18	—	at Colorado*	L	59-72
F9	18	—	at Iowa State*	L	64-80
F14	—	—	KANSAS*	W	71-68
F16	—	—	at Missouri*	W	63-60
F21	18	—	NEBRASKA*	W	69-62
F26	17	—	COLORADO*	W	79-69
F28	17	—	at Oklahoma*	L	73-80
M7	16	—	at Kansas*	L	79-82

### NCAA Midwest Regional Semifinals - Lawrence, Kan.

M12	—	—	vs. New Mexico State	L	66-70
-----	---	---	----------------------	---	-------

### NCAA Midwest Regional Consolation - Lawrence, Kan.

M14	—	12	vs. Houston	W	107-98
-----	---	----	-------------	---	--------

### Scoring Leaders

Name	Ht.	Yr.	Pos.	PPG
Jerry Venable	6-5	Sr.	F	16.1
Bob Zender	6-7	So.	F	12.4
David Hall	6-7	So.	C	12.0
Jeff Webb	6-4	Sr.	G	11.1
Wheeler Hughes	6-1	Sr.	G	8.2



## Jack Hartman Era (1970-86)

Record: 295-169 (.636)

## 1970-71 [11-15/6-8 Big Eight (t-5th)]

**Captains:** Terry Snider, David Hall

Date	KSU	Opp	Opponent	W/L	Score
D1	—	—	TCU	W	79-70
D5	—	16	INDIANA	L	72-75
D11	—	—	at Wichita State	L	51-64
D12	—	—	WICHITA STATE	W	75-74
D14	—	—	VANDERBILT	W	81-74

### Kentucky Invitational - Lexington, Ky.

D18	—	—	vs. Purdue	L	68-87
D19	—	—	vs. DePaul	W	78-68
D21	—	—	WASHINGTON	L	51-64

### Big Eight Holiday Tournament - Kansas City, Mo.

D28	—	—	vs. Colorado	L	56-59
D29	—	—	vs. Oklahoma State	W	67-64
D30	—	—	vs. Oklahoma	L	52-83

J9	—	—	NEBRASKA*	W	70-69
J11	—	—	at Oklahoma*	L	68-75
J16	—	—	at Missouri*	L	72-80
J23	—	—	HOUSTON	L	71-73
J25	—	—	OKLAHOMA*	W	78-70
J30	—	5	at Colorado*	L	72-86
F1	—	—	at Kansas*	L	74-79
F6	—	—	IOWA STATE*	W	96-81
F8	—	—	OKLAHOMA STATE*	L	50-51
F13	—	—	at Iowa State*	L	66-89
F20	—	—	COLORADO*	W	84-72
F22	—	5	KANSAS*	L	48-61
F27	—	—	at Oklahoma State*	W	69-58
M2	—	—	at Nebraska*	L	71-87
M6	—	—	MISSOURI*	W	77-69

### Scoring Leaders

Name	Ht.	Yr.	Pos.	PPG
------	-----	-----	------	-----



**1974-75** [20-9/10-4 Big Eight (2nd)]

**Captains:** Douglas Snider, Carl Gerlach

**NCAA EAST REGIONAL FINAL**  
**FINAL RANKING: No. 15 (AP)**

Date	KSU	Opp	Opponent	W/L	Score
N30	—	—	MONTANA STATE	W	96-73
D5	—	—	SMU	W	64-58
D7	—	—	TEXAS TECH	W	88-65
D9	—	—	HOFSTRA	W	92-60

**Fiesta Bowl Classic - Tempe/Tucson, Ariz.**

D13	—	—	at Arizona State	L	69-80
D14	—	17	at Arizona	L	65-67
D21	—	—	at Houston	W	91-90

**Big Eight Holiday Tournament - Kansas City, Mo.**

D27	—	—	vs. Missouri	W	84-67
D28	—	—	vs. Iowa State	L	64-82
D30	—	—	vs. Nebraska	W	80-63

J11	—	—	at Tulane	L	57-71
J15	—	—	ARKANSAS (OT)	W	73-71
J18	—	—	at Nebraska*	L	61-74
J22	—	—	at Colorado*	W	87-72
J25	—	—	OKLAHOMA*	W	87-72
J29	—	—	at Iowa State*	W	108-93
F1	—	20	KANSAS*	W	66-56
F5	—	—	MISSOURI*	W	91-84
F8	—	—	at Oklahoma State*	W	87-74
F12	—	—	COLORADO*	W	80-66
F15	—	—	at Oklahoma*	L	71-78
F19	—	—	NEBRASKA*	W	65-64
F22	—	—	at Kansas*	L	53-91
M1	—	—	IOWA STATE*	W	70-68
M5	—	—	at Missouri*	L	75-83
M8	—	—	OKLAHOMA STATE*	W	72-63

**NCAA East Regional - Philadelphia, Pa.**

M15	—	15	vs. Penn	W	69-62
-----	---	----	----------	---	-------

**NCAA East Regional - Providence, R.I.**

M20	17	—	vs. Boston College	W	74-65
M22	17	20	vs. Syracuse (OT)	L	87-95

**Scoring Leaders**

Name	Ht.	Yr.	Pos.	PPG
Chuckie Williams	6-3	Jr.	G	22.1
Mike Evans	6-1	Fr.	G	17.0
Carl Gerlach	6-10	Jr.	C	10.4
Darryl Winston	6-5	So.	F	9.9
Doug Snider	6-4	Sr.	F	7.3

**1975-76** [20-8/11-3 Big Eight (2nd)]

**Captains:** Chuckie Williams, Carl Gerlach

**NIT FIRST ROUND**

Date	KSU	Opp	Opponent	W/L	Score
N29	14	—	at Texas Tech	L	58-66
D1	14	—	LOUISIANA TECH	W	86-49

**Vanderbilt Invitational - Nashville, Tenn.**

D5	18	—	vs. Holy Cross (OT)	W	89-85
D6	18	—	vs. USC	L	80-81
D8	18	11	ARIZONA	W	71-61
D10	—	—	NORTHERN ILLINOIS	W	86-59
D15	—	—	CENTRAL MISSOURI	W	77-57
D20	—	—	TRUMAN STATE	W	99-69

**Big Eight Holiday Tournament - Kansas City, Mo.**

D26	—	—	vs. Iowa State	W	81-67
D29	—	—	vs. Missouri	L	66-86
D30	—	—	vs. Colorado	W	60-55

J10	—	—	TULANE	W	81-69
J13	—	—	at Creighton (OT)	L	76-79
J17	—	—	NEBRASKA*	L	59-65
J21	—	—	COLORADO*	W	70-63
J24	—	—	at Oklahoma*	W	65-51
J28	—	—	IOWA STATE*	W	84-66
J31	—	—	at Kansas*	L	57-62
F4	—	13	at Missouri*	W	85-81
F7	—	—	OKLAHOMA STATE*	W	60-55
F11	—	—	at Colorado*	W	57-47
F14	—	—	OKLAHOMA*	W	75-70
F18	—	—	at Nebraska*	W	65-53
F21	—	—	KANSAS*	W	69-54
F28	—	—	at Iowa State*	W	80-67
M3	—	15	MISSOURI*	L	72-81
M6	—	—	at Oklahoma State* (OT)	W	82-78

**NIT Tournament - New York City, N.Y.**

M16	—	—	vs. Kentucky	L	78-81
-----	---	---	--------------	---	-------

**Scoring Leaders**

Name	Ht.	Yr.	Pos.	PPG
Chuckie Williams	6-3	Sr.	G	20.9
Mike Evans	6-1	So.	G	17.9
Carl Gerlach	6-10	Sr.	C	10.4
Darryl Winston	6-5	Jr.	F	8.6
Larry Dassie	6-5	Jr.	F	6.8

**1976-77** [24-7/11-3 Big Eight (1st)]

**Captains:** Darryl Winston, Mike Evans

**NCAA MIDWEST REGIONAL SEMIFINALS**  
**BIG EIGHT CONFERENCE CHAMPIONS**  
**BIG EIGHT TOURNAMENT CHAMPIONS**  
**FINAL RANKING: No. 11 (UPI), No. 16 (AP)**

Date	KSU	Opp	Opponent	W/L	Score
N27	—	—	VANDERBILT	W	89-66
N29	—	—	ARKANSAS STATE	W	83-61
D2	—	—	CAL POLY	W	87-68
D4	—	—	at SMU	W	103-85
D6	—	—	at North Texas	L	83-87
D8	—	—	NORTHERN ILLINOIS	W	79-58
D18	—	—	CENTRAL MISSOURI	W	85-55
D20	—	19	at Arkansas	L	65-80
D23	—	20	at Minnesota†	L	60-62

**Big Eight Holiday Tournament - Kansas City, Mo.**

D27	—	—	vs. Oklahoma State	W	74-56
D29	—	—	vs. Kansas	L	64-81
D30	—	—	vs. Colorado	W	62-55

J8	—	—	at Nebraska*	W	57-52
J12	—	—	IOWA STATE*	W	63-54
J15	—	—	at Colorado*	L	75-78
J19	—	—	at Oklahoma State*	W	72-67
J22	—	—	KANSAS*	W	80-65
J26	—	—	MISSOURI*	L	60-66
J29	—	—	at Oklahoma*	L	63-64
F2	—	—	at Iowa State*	W	70-51
F5	—	—	COLORADO*	W	73-61
F9	—	—	NEBRASKA*	W	67-62
F12	—	—	at Kansas*	W	86-83
F16	—	—	OKLAHOMA STATE*	W	74-67
F19	—	—	at Missouri*	W	88-77
F23	—	—	OKLAHOMA*	W	68-55

**Big Eight Tournament Play-In - Manhattan, Kan.**

F26	—	—	IOWA STATE	W	97-62
-----	---	---	------------	---	-------

**Big Eight Tournament - Kansas City, Mo.**

M3	—	—	vs. Kansas	W	80-67
M4	—	—	vs. Missouri (OT)	W	72-67

**NCAA Midwest Regional - Oklahoma City, Okla.**

M12	—	13	vs. Providence	W	87-80
M17	16	7	vs. Marquette	L	66-67

† Later forfeited by the NCAA

**Scoring Leaders**

Name	Ht.	Yr.	Pos.	PPG
Mike Evans	6-1	Jr.	G	18.3
Curtis Redding	6-5	Fr.	F	16.6
Larry Dassie	6-5	Sr.	F	12.9
Darryl Winston	6-5	Sr.	C	10.3
Scott Langston	5-11	Jr.	G	8.2

**1977-78** [18-11/7-7 Big Eight (t-4th)]

**Captain:** Mike Evans

Date	KSU	Opp	Opponent	W/L	Score
N26	—	—	NORTHERN ILLINOIS	W	76-74
N28	—	—	SOUTH DAKOTA	W	69-52
D3	—	—	SMU	W	76-53
D5	—	—	at Vanderbilt	W	69-55
D8	—	—	ORAL ROBERTS	W	75-64
D14	19	—	at Arizona State	W	101-74

**Sun Bowl Invitational - El Paso, Texas**

D16	19	—	vs. Army	L	55-57
D17	19	—	at UTEP (OT)	L	63-67
D22	—	—	NORTH TEXAS	W	89-71

**Big Eight Holiday Tournament - Kansas City, Mo.**

D27	—	—	vs. Colorado	W	82-72
D29	—	—	vs. Nebraska	W	69-60
D30	—	17	vs. Kansas	L	62-67

J7	—	—	NEBRASKA*	L	63-77
J11	—	—	at Iowa State*	L	77-82
J14	—	—	COLORADO*	W	68-52
J18	—	—	OKLAHOMA STATE*	W	62-59
J21	—	8	at Kansas*	L	52-56
J25	—	—	at Missouri*	L	60-65
J28	—	—	OKLAHOMA* (OT)	W	73-64
F1	—	—	IOWA STATE*	W	74-63
F4	—	—	at Colorado*	W	86-80
F8	—	19	at Nebraska*	L	50-63
F11	—	8	KANSAS*	L	63-75
F15	—	—	at Oklahoma State*	L	65-67
F18	—	—	MISSOURI*	W	67-54
F25	—	—	at Oklahoma*	W	65-54

**Big Eight Tournament Play-In - Manhattan, Kan.**

F28	—	—	OKLAHOMA	W	52-44
-----	---	---	----------	---	-------

**Big Eight Tournament - Kansas City, Mo.**

M3	—	5	vs. Kansas	W	87-76
M4	—	—	vs. Missouri (OT)	L	68-71

**Scoring Leaders**

Name	Ht.	Yr.	Pos.	PPG
Mike Evans	6-1	Sr.	G	19.1
Curtis Redding	6-5	So.	F	18.4
Rolando Blackman	6-5	Fr.	F	10.9
Steve Soldner	6-7	Jr.	C	9.5
Scott Langston	5-11	Sr.	G	5.0

**1978-79** [16-12/8-6 Big Eight (t-2nd)]

**Captain:** Steve Soldner

Date	KSU	Opp	Opponent	W/L	Score
N25	—	—	NORTHERN IOWA	W	82-53
N27	—	—	SOUTH DAKOTA	W	85-53
N29	—	—	at Oral Roberts	L	55-61
D2	—	—	at SMU	W	86-83
D5	—	—	MINNESOTA	W	72-62
D9	—	—	CAL POLY POMONA	W	87-71
D14	—	—	SIU-EDWARDSVILLE	W	91-66
D16	—	—	MONTANA	L	60-61
D23	—	—	at Long Beach State	L	69-75

**Big Eight Holiday Tournament - Kansas City, Mo.**

D28	—	—	vs. Oklahoma	L	61-62
D29	—	—	vs. Iowa State	L	61-62
D30	—	—	vs. Missouri	W	75-62

**Big Eight Tournament Play-In - Manhattan, Kan.**

J10	—	—	COLORADO*	W	58-56
J13	—	—	IOWA STATE*	L	66-79
J17	—	—	at Nebraska*	L	53-55
J20	—	20	KANSAS*	W	96-69
J24	—	—	at Oklahoma State* (OT)	W	77-73
J27	—	—	at Missouri*	L	79-83
J31					



### Scoring Leaders

Name	Ht.	Yr.	Pos.	PPG
Tyrone Adams	6-6	Sr.	G	14.9
Randy Reed	6-7	Sr.	F	14.3
Ed Nealy	6-7	Sr.	F	11.3
Les Craft	6-10	Jr.	C	9.6
Tim Jankovich	6-0	Sr.	G	8.1

### 1982-83 [12-16/4-10 Big Eight (6th)]

**Captains:** Les Craft, Eduardo Galvao

Date	KSU	Opp	Opponent	W/L	Score
N27	—	—	CSU-PUEBLO	W	72-57
D1	—	—	UC DAVIS	W	84-54
D4	—	—	at Wisconsin	L	52-64
D8	—	—	ILLINOIS	L	55-59
D11	—	—	ABILENE CHRISTIAN	W	52-39
D18	—	5	INDIANA	L	46-48
D20	—	—	ARIZONA STATE	W	49-46
D22	—	—	at Marquette	L	51-61

#### Sun Bowl Invitational - El Paso, Texas

D28	—	—	vs. Clemson	W	60-54
D29	—	—	vs. SMU	L	50-53
J3	—	—	SOUTHERN ILLINOIS	W	57-49
J8	—	—	at Texas	W	51-43
J13	—	—	COLORADO*	W	62-56
J15	—	—	NORTHERN IOWA	W	69-48
J22	—	—	IOWA STATE*	W	81-55
J26	—	—	at Nebraska*	L	43-59
J29	—	—	KANSAS*	W	58-57
F1	—	—	at Oklahoma State*	L	47-71
F5	—	10	at Missouri*	L	50-82
F9	—	—	OKLAHOMA*	L	62-64
F12	—	—	at Iowa State*	L	40-59
F16	—	—	NEBRASKA*	L	45-56
F19	—	—	at Colorado*	L	65-66
F23	—	—	OKLAHOMA STATE*	L	58-76
F26	—	—	at Kansas*	W	70-63
M1	—	13	MISSOURI*	L	47-49
M5	—	—	at Oklahoma*	L	70-72

#### Big Eight Tournament Play-In - Stillwater, Okla.

M8	—	—	at Oklahoma State	L	61-75
----	---	---	-------------------	---	-------

### Scoring Leaders

Name	Ht.	Yr.	Pos.	PPG
Les Craft	6-10	Sr.	C	11.7
Eddie Elder	6-9	So.	F	8.7
Freddy Marshall	5-10	Fr.	G	7.4
Jim Roder	6-3	Fr.	G	6.5
Ed Galvao	6-5	Sr.	G	5.6

### 1983-84 [14-15/5-9 Big Eight (t-6th)]

**Captains:** Jim Roder, Eddie Elder

Date	KSU	Opp	Opponent	W/L	Score
<b>Tribune Charities - Rosemont, Ill.</b>					
N25	—	—	at Loyola Chicago	L	62-71
N26	—	—	vs. Utah	L	53-63
N29	—	—	ORAL ROBERTS	W	82-74
D3	—	—	U.S. INTERNATIONAL	W	83-62
D7	—	—	CENTENARY	W	65-58
D10	—	—	WISCONSIN	W	71-64
D17	—	—	at UNLV	L	78-84
D21	—	—	at Indiana (OT)	L	53-56
D23	—	—	CAL STATE NORTHRIIDGE	W	64-50
J4	—	—	TEXAS	W	64-54
J7	—	—	at Northern Iowa	L	64-67
J12	—	—	EASTERN WASHINGTON	W	64-57
J14	—	—	CSU-PUEBLO	W	59-44
J18	—	—	at Oklahoma State*	L	58-60
J21	—	20	OKLAHOMA*	L	80-83
J25	—	—	at Colorado*	L	66-74
J28	—	—	at Kansas*	L	54-65
F1	—	—	IOWA STATE*	W	75-69
F4	—	—	NEBRASKA*	L	46-47
F8	—	—	at Missouri*	W	67-46
F11	—	10	at Oklahoma*	L	74-80
F15	—	—	COLORADO*	W	74-64
F18	—	—	OKLAHOMA STATE*	W	72-56
F22	—	—	at Iowa State*	L	55-62
F25	—	—	KANSAS*	L	61-63
F29	—	—	at Nebraska*	L	56-63
M3	—	—	MISSOURI*	W	53-47

#### Big Eight Tournament Play-In - Lincoln, Neb.

M6	—	—	at Nebraska	W	41-39
----	---	---	-------------	---	-------

#### Big Eight Tournament - Kansas City, Mo.

M9	—	—	vs. Kansas	L	59-70
----	---	---	------------	---	-------

### Scoring Leaders

Name	Ht.	Yr.	Pos.	PPG
Eddie Elder	6-9	Jr.	F/C	13.1
Tom Alfaro	6-6	Jr.	G/F	12.6
Ben Mitchell	6-8	So.	F	10.8
Jim Roder	6-3	So.	G	8.7
Eric Watson	6-2	Jr.	G	5.9

### 1984-85 [14-14/5-9 Big Eight (t-5th)]

**Captain:** Eddie Elder

Date	KSU	Opp	Opponent	W/L	Score
N24	—	—	NORTH TEXAS	W	72-50
D1	—	—	CSU-PUEBLO	W	72-59
D5	—	—	MISSISSIPPI STATE	W	67-58
D8	—	—	NORTHERN IOWA	W	72-59
D10	—	—	TRUMAN STATE	W	58-48
D15	—	—	at Marquette	W	55-54
D22	—	16	INDIANA	L	58-70

#### UNLV/Budweiser Holiday Classic - Las Vegas, Nev.

D27	—	—	UTRGV	W	75-68
D28	—	—	at UNLV	L	68-77
J3	—	—	at Oral Roberts	L	71-86
J5	—	—	MORGAN STATE	W	111-70
J9	—	—	EASTERN WASHINGTON	W	81-43
J12	—	20	OREGON STATE	L	55-56
J16	—	—	at Nebraska*	L	63-75
J19	—	—	at Colorado*	L	63-74
J23	—	—	OKLAHOMA STATE*	W	88-83
J26	—	9	at Oklahoma*	L	75-94
J30	—	19	KANSAS*	L	57-75
F2	—	—	at Iowa State*	L	54-58
F6	—	—	MISSOURI*	L	47-54
F9	—	7	OKLAHOMA*	L	75-81
F13	—	—	at Oklahoma State*	W	77-81
F16	—	—	NEBRASKA*	W	68-62
F20	—	15	at Kansas*	L	64-75
F23	—	—	COLORADO*	W	76-67
F27	—	—	IOWA STATE*	W	68-67
M2	—	—	at Missouri*	W	69-54

#### Big Eight Tournament - Kansas City, Mo.

M6	—	—	vs. Missouri#	L	50-68
----	---	---	---------------	---	-------

#Darryl Winston served as interim coach due to Hartman illness.

### Scoring Leaders

Name	Ht.	Yr.	Pos.	PPG
Tom Alfaro	6-6	Sr.	G/F	13.0
Eddie Elder	6-9	Sr.	C/F	13.7
Joe Wright	6-3	Jr.	G	8.8
Ben Mitchell	6-9	Jr.	C/F	8.7
Tyrone Jackson	6-5	Jr.	F	5.7

### SHOT CLOCK ERA [45 seconds]

### 1985-86 [16-14/4-10 Big Eight (7th)]

**Captain:** Ben Mitchell

Date	KSU	Opp	Opponent	W/L	Score
<b>Maui Invitational - Maui, Hawaii</b>					
N22	—	—	vs. Chaminade	W	68-56
N23	—	3	vs. Michigan	L	58-80
N30	—	—	CSU-PUEBLO	W	95-57
D4	—	—	SIU-EDWARDSVILLE	W	83-55
D7	—	—	TEXAS TECH	W	80-57
D10	—	18	at Indiana	L	71-78
D14	—	—	at Mississippi State	W	63-58
D23	—	—	NORTHERN ILLINOIS	W	78-58

#### Far West Classic - Portland, Ore.

D26	—	—	vs. St. Joseph's (OT)	L	63-65
D27	—	—	vs. Tennessee Tech	W	89-61
D28	—	—	vs. Tampa (OT)	W	69-68
J2	—	—	MARQUETTE	W	56-55
J4	—	—	at North Texas	W	57-53
J6	—	—	WICHITA STATE	W	77-60
J9	—	—	ABILENE CHRISTIAN	W	91-69
J15	—	—	IOWA STATE*	L	73-77
J18	—	—	at Colorado* (OT)	W	77-69
J21	—	—	MISSOURI*	L	70-74
J25	—	8	OKLAHOMA*	L	80-83
J29	—	—	at Oklahoma State*	L	70-86
F1	—	5	KANSAS*	L	50-64
F5	—	—	at Nebraska*	W	64-54
F8	—	—	COLORADO*	W	79-53
F11	—	8	at Oklahoma*	L	77-85
F15	—	—	at Iowa State*	L	74-84
F19	—	—	OKLAHOMA STATE*	W	78-73
F22	—	3	at Kansas*	L	69-84
F26	—	—	at Missouri*	L	69-84
M1	—	—	NEBRASKA*	L	60-64

#### Big Eight Tournament - Kansas City, Mo.

M7	—	2	vs. Kansas	L	51-74
----	---	---	------------	---	-------

### Scoring Leaders

Name	Ht.	Yr.	Pos.	PPG
Norris Coleman	6-8	So.	F	21.8
Joe Wright	6-4	Sr.	G	18.1
Ben Mitchell	6-9	Sr.	F	8.4
Benny Green	6-3	Fr.	G	7.8
Percy Eddie	6-8	Jr.	F	4.6



### Lon Kruger Era (1986-90)

Record: 81-46 (.638)

### 1986-87 [20-11/8-6 Big Eight (4th)]

**Captain:** Lynn Smith

#### NCAA WEST SECOND ROUND

Date	KSU	Opp	Opponent	W/L	Score
N29	—	—	SOUTH DAKOTA	W	95-45
D1	—	—	GRAND CANYON	W	93-57
D4	—	—	at Texas Tech	W	73-72
D6	—	—	TEXAS STATE	W	98-83
D9	—	—	CREIGHTON	W	81-64
D11	—	—	ABILENE CHRISTIAN	W	90-67
D13	—	—	at Wichita State	L	60-63

#### Music City Invitational - Nashville, Tenn.

D19	—	—	vs. Illinois State (OT)	W	87-86
D20	—	—	at Vanderbilt	L	72-79
D23	—	—	vs. Northern Illinois&	W	81-79
D27	—	4	vs. North Carolina	L	62-81
J7	—	—	at Marquette	W	85-84
J10	—	—	NEBRASKA*	W	114-82
J12	—	—	WICHITA STATE	W	79-67
J17	—	—	IOWA STATE*	W	68-65
J21	—	—	at Colorado*	W	92-61
J24	—	11	OKLAHOMA*	L	78-81
J28	—	—	at Oklahoma State*	W	88-77
F1	—	—	at Missouri*	L	64-68
F4	—	18	KANSAS* (OTs)	L	75-80
F7	—	—	at Iowa State*	W	87-75
F11	—	—	COLORADO*	W	74-56
F14	—	—	at Nebraska*	L	76-78
F17	—	—	OKLAHOMA STATE*	W	81-60
F19	—	15	at Kansas*	L	67-84
F24	—	—	MISSOURI*	L	75-80
F27	—	12	at Oklahoma*	W	90-89

#### Big Eight Tournament - Kansas City, Mo.

M6	—	—	vs. Nebraska	W	47-45
----	---	---	--------------	---	-------

M7	—	19</
----	---	------





**Dana Altman Era (1990-94)**  
Record: 68-54 (.557)

**1990-91** [13-15/3-11 Big Eight (8th)]

**Captain:** Keith Amerson

Date	KSU	Opp	Opponent	W/L	Score
N24	—	—	AKRON	W	61-54
N27	—	—	FLORIDA A&M	W	93-48
D1	—	3	at Arkansas	L	88-112
D5	—	—	WYOMING	W	81-68
D8	—	—	NW MISSOURI STATE	W	98-44
D12	—	—	at Tulsa	L	61-72
D15	—	—	LAMAR	W	81-64
D22	—	—	UC SANTA BARBARA	L	78-81
<b>BMA Holiday Classic - Kansas City, Mo.</b>					
D28	—	—	vs. Texas A&M	W	83-57
D29	—	—	vs. Murray State	W	67-50
J5	—	19	NEBRASKA*	L	69-74
J7	—	—	at Wichita State	W	67-66
J12	—	—	at Missouri*	L	60-62
J15	—	—	at UMKC	W	76-62
J19	—	—	at Iowa State*	L	91-94
J21	—	—	UMKC	W	86-62
J26	—	—	at Oklahoma State*	L	70-85
J29	—	24	KANSAS*	L	69-78
F2	—	—	COLORADO*	W	73-72
F5	—	23	OKLAHOMA*	W	95-70
F9	—	—	IOWA STATE*	L	78-98
F13	—	—	at Colorado*	L	71-85
F16	—	11	at Kansas*	L	67-79
F19	—	—	OKLAHOMA STATE*	L	65-76
F23	—	14	at Nebraska*	L	78-85
F27	—	—	MISSOURI*	L	75-84
M2	—	—	at Oklahoma* (OT)	W	101-98
<b>Big Eight Tournament - Kansas City, Mo.</b>					
M8	—	—	vs. Oklahoma State	L	66-77

**Scoring Leaders**

Name	Ht.	Yr.	Pos.	PPG
Jean Derouillere	6-5	Sr.	G	17.2
Jeff Wires	6-0	Sr.	G	14.3
Wylie Howard	6-8	Jr.	F	9.4
Keith Amerson	6-4	Sr.	F	8.5
Maurice Brittain	6-9	Sr.	C	8.0

**1991-92** [16-14/5-9 Big Eight (t-6th)]

**Captains:** Wylie Howard, John Rettiger, Marcus Zeigler

**NIT SECOND ROUND**

Date	KSU	Opp	Opponent	W/L	Score
N23	—	—	UTSA	W	103-65
D7	—	—	MISSOURI-ROLLA	W	90-78
D7	—	—	DELAWARE STATE	W	115-94
D10	—	19	ARKANSAS	L	59-70
D14	—	—	ALABAMA STATE	W	99-81
D21	—	—	at Lamar	L	75-116
<b>BMA Holiday Classic - Kansas City, Mo.</b>					
D27	—	—	vs. Temple	L	65-68
D28	—	—	vs. Southern Miss	W	79-68
J2	—	—	at Wyoming	W	71-65
J6	—	3	at Oklahoma State*	L	34-72
J11	—	—	SIU-EDWARDSVILLE	W	89-74
J15	—	—	WICHITA STATE	W	72-50
J18	—	23	OKLAHOMA*	L	76-117
J22	—	—	SOUTHERN UTAH	W	84-74
J25	—	—	at Iowa State*	L	59-85
J29	—	—	UMKC	W	72-53
F1	—	—	COLORADO*	W	62-56
F3	—	3	at Kansas*	L	58-80
F8	—	—	NEBRASKA*	W	70-66
F12	—	9	at Missouri*	L	59-67
F16	—	—	at Oklahoma*	L	75-104
F19	—	23	IOWA STATE*	W	64-55
F22	—	3	KANSAS*	L	52-54
F26	—	—	at Colorado*	W	74-66
F29	—	6	MISSOURI*	W	73-69
M4	—	—	at Nebraska*	L	62-91
M7	—	12	OKLAHOMA STATE*	L	69-77
<b>Big Eight Tournament - Kansas City, Mo.</b>					
M13	—	11	vs. Oklahoma State	L	57-81
<b>NIT First Round - Manhattan, Kan.</b>					
M18	—	—	WESTERN KENTUCKY	W	85-74
<b>NIT Second Round - South Bend, Ind.</b>					
M23	—	—	at Notre Dame	L	47-64

**Scoring Leaders**

Name	Ht.	Yr.	Pos.	PPG
Askia Jones	6-5	So.	F	15.5
Wylie Howard	6-8	Sr.	C	11.2
Gaylon Nickerson	6-3	Jr.	G	9.4
Vincent Jackson	6-4	Jr.	G	9.1
Brian Henson	6-1	Fr.	G	7.1

**1992-93** [19-11/7-7 Big Eight (t-5th)]

**Captains:** Aaron Collier, Vincent Jackson

**NCAA SOUTHEAST FIRST ROUND**

Date	KSU	Opp	Opponent	W/L	Score
D1	—	—	COPPIN STATE	W	85-61
D5	—	—	LAFAYETTE	W	86-63
D8	—	—	OHIO (OT)	W	73-72
D12	—	—	SAM HOUSTON STATE	W	86-53
D18	—	—	at UMKC	W	66-64
D21	—	—	at Wichita State	L	61-74
D28	—	—	at Nevada	L	82-83
D30	—	—	at UC Santa Barbara	W	60-59
J5	—	—	LA SALLE	W	79-59
J9	—	—	at Oklahoma State* (OT)	W	75-62
J13	—	—	NE ILLINOIS	W	97-68
J16	—	—	COLORADO* (OT)	W	83-78
J18	—	1	KANSAS*	L	65-71
J23	—	—	at Nebraska*	W	66-64
J26	—	—	CENTRAL CONNECTICUT	W	81-56
J30	—	—	TEMPLE	W	86-63
F3	—	16	OKLAHOMA* (OT)	W	62-61
F8	23	—	at Missouri*	L	51-67
F10	23	—	IOWA STATE* (OT)	W	68-66
F13	23	—	NEBRASKA*	L	59-80
F16	—	—	at Colorado*	L	77-88
F20	—	6	at Kansas*	L	64-77
F23	—	—	at Oklahoma*	W	67-63
F27	—	—	OKLAHOMA STATE*	L	61-78
M2	—	—	MISSOURI*	W	78-67
M6	—	—	at Iowa State*	L	61-79
<b>Big Eight Tournament - Kansas City, Mo.</b>					
M12	—	—	vs. Nebraska	W	47-45
M13	—	7	vs. Kansas	W	74-67
M14	—	—	vs. Missouri	L	56-68
<b>NCAA Southeast First Round - Orlando, Fla.</b>					
M18	—	—	vs. (11) Tulane	L	53-55

**Scoring Leaders**

Name	Ht.	Yr.	Pos.	PPG
Vincent Jackson	6-4	Sr.	F	13.7
Askia Jones	6-5	Jr.	G	13.2
Anthony Beane	5-10	Jr.	G	10.1
Deryll Cunningham	6-7	Jr.	C	9.3
Aaron Collier	6-6	Sr.	F	9.1

■ SHOT CLOCK ERA [30 seconds]

**1993-94** [20-14/4-10 Big Eight (6th)]

**Captains:** Anthony Beane, Askia Jones

**NIT FINAL FOUR**

Date	KSU	Opp	Opponent	W/L	Score
N27	—	—	SOUTHERN MISS	L	60-74
D1	—	—	TEXAS A&M	W	63-54
D4	—	—	COPPIN STATE	W	73-54
D7	—	—	LIU-BROOKLYN	W	85-60
D9	—	—	MARSHALL	W	100-57
D11	—	—	NEVADA	W	78-52
<b>Hawai'i Nike Festival - Honolulu, Hawai'i</b>					
D17	—	—	vs. Texas State	W	59-58
D18	—	—	at Hawaii	W	65-61
D22	—	—	at UMKC	W	70-66
D30	—	—	at Southern Miss	W	84-78
J5	—	—	at La Salle	W	67-63
J8	—	—	at Missouri*	L	43-63
J12	—	—	WICHITA STATE	W	71-55
J15	—	—	OKLAHOMA STATE*	L	61-71
J17	—	1	at Kansas*	W	68-64
J22	—	—	COLORADO*	W	71-65
J26	—	—	at Oklahoma*	L	77-87
J29	—	—	IOWA STATE*	W	76-70
F2	—	—	at Oklahoma State*	L	59-80
F5	—	—	at Colorado*	L	61-67
F9	—	—	NEBRASKA*	L	68-76
F12	—	5	KANSAS*	L	56-65
F15	—	—	at Western Kentucky (OT)	W	71-68
F19	—	—	OKLAHOMA*	W	89-76
F22	—	—	UMKC	W	71-58
F26	—	—	at Nebraska*	L	77-86
M2	—	6	MISSOURI*	L	57-68
M6	—	—	at Iowa State*	L	60-85
<b>Big Eight Tournament - Kansas City, Mo.</b>					
M11	—	11	vs. Kansas	L	52-73
<b>NIT First Round - Manhattan, Kan.</b>					
M17	—	—	MISSISSIPPI STATE	W	78-67
<b>NIT Second Round - Manhattan, Kan.</b>					
M22	—	—	GONZAGA	W	66-64
<b>NIT Third Round - Manhattan, Kan.</b>					
M24	—	—	FRESNO STATE	W	115-77
<b>NIT Final Four - New York City, N.Y.</b>					
M28	—	—	vs. Vanderbilt	L	76-82
M30	—	—	vs. Siena	L	79-92

**Scoring Leaders**

Name	Ht.	Yr.	Pos.	PPG
Askia Jones	6-6	Sr.	G	22.1
Deryll Cunningham	6-7	Sr.	C	11.4
Anthony Beane	5-10	Sr.	G	11.4
Belvis Noland	6-4	Jr.	F	7.5
Demond Davis	6-4	Jr.	F	6.0



**Tom Asbury Era (1994-2000)**  
Record: 85-88 (.491)

**1994-95** [12-15/3-11 Big Eight (8th)]

**Captain:** Demond Davis

**NIT Season Tip-Off - Tuscaloosa, Ala.**

Date	KSU	Opp	Opponent	W/L	Score
N16	—	18	at Alabama	L	48-79
N29	—	—	WISCONSIN-PARKSIDE	W	92-75
D2	—	—	UMKC	W	80-48
D5	—	—	ILLINOIS	L	69-76
D7	—	—	HOWARD	W	93-61
D10	—	—	COPPIN STATE	W	66-56
D17	—	—	WASHINGTON (OT)	W	63-62
D19	—	—	WEST TEXAS A&M	W	77-44
D22	—	—	at Marshall	W	87-81
<b>Capital City Classic - Tallahassee, Fla.</b>					
D29	—	—	vs. Tennessee State	W	71-58
D30	—	—	vs. Auburn	W	78-75
J3	—	—	at Wichita State	L	51-75
J7	—	—	OKLAHOMA STATE*	W	74-66
J12	—	—	at Nebraska*	L	56-78
J14	—	17	at Missouri*	L	61-67
J18	—	7	at Kansas*	L	74-78
J21	—	14	IOWA STATE*	L	73-79
J25	—	—	OKLAHOMA*	W	87-77
J28	—	11	at Iowa State*	L	79-87
F4	—	18	MISSOURI*	L	60-77
F8	—	—	at Oklahoma*	L	66-81
F11	—	—	at Colorado*	L	68-84
F18	—	3	KANSAS*	L	67-78
F22	—	18	at Oklahoma State*	L	46-70
M1	—	—	NEBRASKA*	W	75-73
M4	—	—	COLORADO*	L	51-70
<b>Big Eight Tournament - Kansas City, Mo.</b>					
M10	—	6	vs. Kansas	L	45-90

**Scoring Leaders**

Name	Ht.	Yr.	Pos.	PPG
Deryll Cunningham	6-0	Jr.	G	13.4
Belvis Noland	6-4	Sr.	F	12.7
Tyrone Davis	6-8	Jr.	F/C	11.5
Demond Davis	6-4	Sr.	F	9.0
Stanley Hamilton	6-6	Sr.	F	7.6

**1995-96** [17-12/7-7 Big Eight (4th)]

**Captain:** Tyrone Davis

**NCAA EAST FIRST ROUND**

Date	KSU	Opp	Opponent	W/L	Score
N25	—	—	BRADLEY (OT)	W	75-72
N29	—	—	EMPORIA STATE	W	63-57
D2	—	—	MARSHALL	W	106-88
D4	—	21	at Illinois	L	56-82
D9	—	—	at Washington	L	60-74
D16	—	—	MICHIGAN STATE	L	54-67
D18	—	—	MORGAN STATE	W	69-60
D20	—	—	XAVIER	W	73-67
D22	—	—	at UMKC	W	69-54
<b>Otis Spunkmeyer Classic - Oakland, Calif.</b>					
D28	—	—	vs. Loyola (Md.)	W	76-69
D29	—	—	vs. California	W	65-58
J2	—	—	WICHITA STATE	W	70-64
J6	—	—	IOWA STATE*	W	72-55
J9	—	—	OKLAHOMA*	L	59-64
J13	—	—	at Colorado*	W	70-57
J20	—	—	at Oklahoma*	W	75-60
J24	—	—	OKLAHOMA STATE*	W	62-59
J27	—	—	at Missouri*	L	80-86
J31	—	—	NEBRASKA*	W	77-68
F4	—	3	at Kansas*	L	62-72
F7	—	—	COLORADO* (OT)	L	63-64
F10	—	—	at Oklahoma State*	L	60-83
F21	—	—	MISSOURI*	W	69-64
F24	—	5	KANSAS*	L	66-77
F28	—	23	at Iowa State* (OT)	W	92-87
M3	—	—	at Nebraska*	L	66-70
<b>Big Eight Tournament - Kansas City, Mo.</b>					
M8	—	—	vs. Oklahoma State	W	58-55
M9	—	5	vs. Kansas	L	55-61
<b>NCAA East First Round - Richmond, Va.</b>					
M15	—	23	vs. (7) New Mexico	L	48-69

**Scoring Leaders**

Name
------



## 1998-99 [20-13/7-9 Big 12 (t-7th)]

**Captains:** Chris Griffin, Shawn Rhodes

### NIT FIRST ROUND

Date	KSU	Opp	Opponent	W/L	Score
N13	—	—	ST. MARY'S (Calif.)	W	83-60
N16	—	—	CAL STATE FULLERTON	W	72-51
N18	—	—	WASHBURN	W	76-60

### Maui Invitational - Maui, Hawaii

N23	—	17	vs. Indiana	L	70-71
N24	—	—	vs. Arizona State (OT)	W	84-80
N25	—	22	vs. Clemson	L	45-79
N29	—	—	GEORGIA STATE	W	78-71
D1	—	—	LOYOLA CHICAGO	W	80-52
D8	—	—	WICHITA STATE	W	64-47
D12	—	—	at Long Beach State	W	90-77
D19	—	—	UMKC	W	67-39
D21	—	—	COPPIN STATE	W	62-36

### Earth Grains Basketball Classic - St. Louis, Mo.

D28	—	—	at Saint Louis	W	67-63
J2	—	25	at Oklahoma State* (OT)	L	69-75
J6	—	—	MISSOURI*	L	73-78
J9	—	—	TEXAS TECH*	W	82-63
J13	—	—	at Nebraska*	L	61-70
J16	—	—	at Texas*	L	59-65
J20	—	—	COLORADO*	W	76-52
J23	—	25	OKLAHOMA*	W	66-51
J27	—	—	at Missouri*	L	63-70
F1	—	—	KANSAS*	L	46-69
F6	—	—	at Iowa State*	W	67-62
F10	—	—	at Texas A&M*	L	74-79
F13	—	—	BAYLOR*	W	77-68
F17	—	—	at Kansas*	L	47-62
F20	—	—	IOWA STATE* (OT)	W	64-58
F24	—	—	NEBRASKA*	W	62-45
F27	—	—	at Colorado*	L	60-69

### Big 12 Championship - Kansas City, Mo.

M4	—	—	vs. Texas A&M	W	87-76
M5	—	24	vs. Missouri	W	84-74
M6	—	—	vs. Kansas	L	58-69

### NIT First Round - Manhattan, Kan.

M10	—	—	TCU	L	71-72
-----	---	---	-----	---	-------

### Scoring Leaders

Name	Ht.	Yr.	Pos.	PPG
Manny Dies	6-9	Sr.	F	10.0
Cortez Groves	6-5	Jr.	G	9.9
Josh Reid	6-5	Jr.	F	9.7
Tony Kitt	6-8	Jr.	F	8.8
Ayome May	6-5	Sr.	G	8.4

## 1999-2000 [9-19/2-14 Big 12 (12th)]

**Captains:** Tony Kitt, Josh Reid

Date	KSU	Opp	Opponent	W/L	Score
N16	—	10	at Arizona	L	69-88
N21	—	—	NORTHWESTERN STATE	W	76-71
N29	—	—	UTSA	W	86-75
D1	—	—	SAINT LOUIS	W	69-68
D4	—	—	NEW ORLEANS	W	62-47
D8	—	—	MEMPHIS	W	62-61
D11	—	22	at Illinois	L	48-81
D19	—	—	at Loyola Chicago	L	64-69
D22	—	—	OLD DOMINION	W	68-64
D29	—	—	at Georgia State	W	74-61
J4	—	—	LONG BEACH STATE	L	64-70
J8	—	—	NEBRASKA*	W	97-79
J12	—	8	at Kansas*	L	79-87
J15	—	—	at Missouri*	L	56-73
J19	—	—	IOWA STATE*	L	61-72
J22	—	—	at Colorado*	L	70-78
J26	—	15	OKLAHOMA STATE*	L	56-71
J29	—	—	at Nebraska*	L	72-81
F2	—	20	at Iowa State*	L	67-85
F5	—	—	COLORADO*	L	63-67
F8	—	16	at Oklahoma*	L	64-85
F12	—	20	KANSAS*	L	65-94
F19	—	—	MISSOURI*	L	74-84
F23	—	—	TEXAS A&M*	W	81-76
F26	—	—	at Texas Tech*	L	64-75
M1	—	—	at Baylor*	L	66-67
M4	—	16	TEXAS*	L	70-99

### Big 12 Championship - Kansas City, Mo.

M9	—	24	vs. Kansas	L	60-84
----	---	----	------------	---	-------

### Scoring Leaders

Name	Ht.	Yr.	Pos.	PPG
Cortez Groves	6-5	Sr.	G	16.1
Tony Kitt	6-8	Sr.	F	12.6
Galen Morrison	6-0	Jr.	G	11.9
Kelvin Howell	6-9	Jr.	F/C	8.0
Josh Reid	6-6	Sr.	G	7.1



## Jim Wooldridge Era (2000-06)

Record: 83-90 (.480)

## 2000-01 [11-18/4-12 Big 12 (10th)]

**Captain:** none

Date	KSU	Opp	Opponent	W/L	Score
N18	—	—	UTSA	W	71-55
N21	—	—	at Wichita State	L	66-76
N28	—	—	TENNESSEE STATE (OT)	W	69-67
D2	—	9	ILLINOIS	L	56-76
D5	—	—	at Ole Miss	L	46-60
D9	—	—	at Old Dominion	L	51-62
D16	—	—	EASTERN WASHINGTON	W	70-56
D20	—	—	HAMPTON	W	86-71
D23	—	19	IOWA	W	86-78
D30	—	—	at Memphis	L	58-81
J2	—	—	UTRGV	W	69-68
J6	—	—	at Texas A&M*	W	53-48
J10	—	23	at Texas*	L	41-63
J13	—	—	BAYLOR*	L	55-63
J16	—	20	MISSOURI*	W	80-59
J20	—	22	OKLAHOMA* (OT)	L	63-64
J27	—	4	at Kansas*	L	66-92
J30	—	—	NEBRASKA*	L	61-63
F3	—	15	at Iowa State*	L	78-84
F7	—	—	at Missouri*	L	66-70
F10	—	—	COLORADO*	L	63-70
F14	—	—	at Nebraska*	L	56-82
F18	—	—	TEXAS TECH*	W	73-54
F21	—	6	IOWA STATE*	L	51-62
F24	—	—	at Oklahoma State*	L	47-52
F28	—	10	KANSAS*	L	65-77
M3	—	—	at Colorado*	W	72-67

### Big 12 Championship - Kansas City, Mo.

M8	—	—	vs. Nebraska	W	62-58
M9	—	9	vs. Kansas	L	63-94

### Scoring Leaders

Name	Ht.	Yr.	Pos.	PPG
Phineas Atchison	6-1	Jr.	G	11.7
Larry Reid	6-1	Jr.	G	11.2
Travis Reynolds	6-7	Jr.	F	10.5
Matt Siebrandt	6-8	So.	F	9.7
Quentin Buchanan	6-7	So.	F	7.3

## 2001-02 [13-16/6-10 Big 12 (t-7th)]

**Captain:** none

Date	KSU	Opp	Opponent	W/L	Score
N16	—	—	TROY	W	64-60
N20	—	—	GREEN BAY	W	68-55
N24	—	—	OLE MISS	L	65-67
N27	—	—	TENNESSEE STATE	W	79-73
D1	—	—	GARDNER-WEBB	W	75-57
D5	—	—	WICHITA STATE	L	56-65
D8	—	—	at Northwestern	L	56-79
D15	—	—	NORTH TEXAS	W	84-70
D19	—	—	WESTERN CAROLINA	L	64-66
D22	—	12	at Iowa	L	70-89
D29	—	—	FAIRLEIGH DICKINSON	W	88-45
J6	—	—	at Texas Tech*	L	49-74
J12	—	17	MISSOURI*	L	66-81
J16	—	—	at Baylor*	L	70-73
J19	—	—	IOWA STATE*	W	63-52
J22	—	—	at Colorado*	L	71-85
J26	—	18	at Missouri*	L	74-86
J30	—	—	TEXAS*	W	71-70
F2	—	9	OKLAHOMA STATE*	W	70-61
F4	—	2	KANSAS*	L	71-98
F9	—	—	at Nebraska*	L	82-99
F12	—	—	TEXAS A&M*	W	69-38
F16	—	4	at Oklahoma*	L	62-73
F20	—	—	COLORADO*	W	66-64
F23	—	—	at Iowa State*	L	71-73
F27	—	1	at Kansas*	L	68-103
M2	—	—	NEBRASKA*	W	67-58

### Big 12 Championship - Kansas City, Mo.

M7	—	—	vs. Baylor (OT)	W	74-73
M8	—	4	vs. Oklahoma	L	52-63

### Scoring Leaders

Name	Ht.	Yr.	Pos.	PPG
Larry Reid	6-1	Sr.	G	14.4
Pervis Pasco	6-9	Jr.	F	12.1
Nick Williams	6-4	Fr.	G	9.0
Phineas Atchison	6-1	Sr.	G	8.0
Matt Siebrandt	6-8	Jr.	F	7.9

## 2002-03 [13-17/4-12 Big 12 (11th)]

**Captain:** none

Date	KSU	Opp	Opponent	W/L	Score
Paradise Jam - St. Thomas, U.S.V.I.					
N23	—	—	vs. BYU	L	64-73
N24	—	—	vs. Toledo	L	50-58
N24	—	—	vs. Michigan	W	82-71
N30	—	—	NORTHWESTERN	L	55-59
D4	—	—	ARKANSAS-PINE BLUFF	W	76-39
D7	—	—	at Green Bay	L	64-68
D11	—	—	UTRGV	W	102-68
D14	—	—	at Wichita State	W	79-66
D20	—	—	LIPSCOMB	W	88-64
D22	—	—	OREGON STATE	W	90-72
D29	—	—	MONMOUTH	W	73-64
J2	—	—	SAINT LOUIS	W	65-48
J6	—	—	UCF	W	71-59
J11	—	23	TEXAS TECH*	W	68-44
J15	—	—	at Colorado*	L	63-69
J18	—	12	at Kansas*	L	64-81
J22	—	—	NEBRASKA*	W	77-53
J25	—	—	at Texas A&M*	L	66-79
F1	—	6	OKLAHOMA* (OT)	L	89-91
F5	—	11	at Oklahoma State*	L	55-63
F8	—	12	KANSAS*	L	64-82
F11	—	—	COLORADO*	W	62-54
F15	—	21	at Missouri*	L	63-71
F19	—	—	BAYLOR*	L	57-66
F22	—	—	at Iowa State*	L	61-64
F25	—	—	at Nebraska*	L	61-68
M1	—	—	MISSOURI*	L	70-77
M4	—	4	at Texas*	L	60-74
M8	—	—	IOWA STATE*	W	74-63

### Big 12 Championship - Dallas, Texas

M13	—	—	vs. Colorado	L	76-77
-----	---	---	--------------	---	-------

### Scoring Leaders

Name	Ht.	Yr.	Pos.	PPG
Gilson DeJesus	6-6	Sr.	F/G	11.2
Matt Siebrandt	6-8	Sr.	F	11.0
Pervis Pasco	6-9	Sr.	F	10.4
Frank Richards	6-2	Jr.	G	9.9
Tim Ellis	6-4	Jr.	G	9.4

##



2006-07 [23-12/10-6 Big 12 [4th] | Head Coach Bob Huggins

2006-07 [23-12/10-6 Big 12 (4th)]

	Overall	Home	Away	Neutral
All Games	23-12	14-3	6-7	3-2
Big 12 Games	10-6	6-2	4-4	—
Non-Conference	13-6	8-1	2-3	3-2

Date	KSU	Opp	Opponent	W/L	Score
N11	—	—	WILLIAM & MARY	W	70-60
N15	—	—	at Rutgers	W	55-41
N18	—	—	TENNESSEE TECH	W	101-79
N21	—	—	at New Mexico	L	54-78
N25	—	—	COPPIN STATE	W	68-57
N29	—	—	at California	L	48-78
D2	—	—	at Colorado State	L	83-84
D5	—	—	CLEVELAND STATE	W	93-60
D9	—	—	at North Dakota State	W	83-81

Opening Games of the Las Vegas Holiday Classic

D17	—	—	KENNESAW STATE	W	82-54
D19	—	—	UMES	W	79-58

Las Vegas Holiday Classic - Las Vegas, Nev.

D22	—	—	vs. USC	W	68-55
D23	—	—	vs. New Mexico	W	72-56
J3	—	—	vs. Xavier <sup>A</sup>	L	66-76
J6	—	11	at Texas A&M*	L	65-69
J8	—	—	TEXAS TECH*	L	52-62
J13	—	—	at Missouri*	W	85-81
J17	—	—	BAYLOR*	W	69-60
J20	—	—	at Iowa State*	W	69-60
J22	—	—	CHICAGO STATE	W	73-36
J27	—	—	NEBRASKA*	W	61-45
J31	—	—	MISSOURI*	W	80-73
F3	—	22	at Texas*	W	73-72
F7	—	9	at Kansas*	L	70-97
F10	—	—	COLORADO*	W	78-59
F13	—	—	at Nebraska*	L	63-74
F17	—	—	IOWA STATE*	W	65-47
F19	—	9	KANSAS*	L	62-71
F24	—	—	at Colorado*	W	87-71
F27	—	—	at Oklahoma State*	L	70-84
M3	—	—	OKLAHOMA*	W	72-61

Big 12 Championship - Oklahoma City, Okla.

M9	—	—	vs. Texas Tech	L	66-45
M10	—	2	vs. Kansas	L	61-67

NIT First Round - Manhattan, Kan.

M14	—	—	VERMONT	W	59-57
-----	---	---	---------	---	-------

NIT Second Round - Manhattan, Kan.

M19	—	—	DEPAUL	L	65-70
-----	---	---	--------	---	-------

	Overall	Home	Away	Neutral
All Games	21-12	15-2	3-5	3-5
Big 12 Games	10-6	7-1	3-5	—
Non-Conference	11-6	8-1	0-0	3-5

Date	KSU	Opp	Opponent	W/L	Score
N9	25	—	SACRAMENTO STATE	W	94-63
N11	25	—	PITTSBURG STATE	W	76-66
N17	22	—	WESTERN ILLINOIS	W	77-64

Old Spice Classic - Orlando, Fla.

N22	18	—	vs. George Mason	L	77-87
N23	18	—	vs. UCF (OT)	W	73-71
N25	18	—	vs. Rider	W	82-69

Big 12/Pac-10 Hardwood Series

N29	25	17	OREGON (OT)	L	77-80
-----	----	----	-------------	---	-------

Jimmy V Classic - New York, N.Y.

D4	—	—	vs. Notre Dame	L	59-68
D9	—	—	CALIFORNIA	W	82-75

Wildcat Classic - Kansas City, Mo.

D17	—	—	FLORIDA A&M	W	87-60
D22	—	—	WINSTON-SALEM STATE	W	90-48
D29	—	—	WAGNER	W	101-59
D31	—	—	vs. Xavier <sup>A</sup>	L	77-103
J7	—	—	SAVANNAH STATE	W	85-25
J12	—	—	at Oklahoma*	W	84-82
J19	—	10	TEXAS A&M*	W	75-54
J23	—	—	at Colorado*	W	72-56
J26	—	—	IOWA STATE*	W	82-57
J30	22	2	KANSAS*	W	84-75
F2	22	—	at Missouri*	L	74-77
F6	20	—	NEBRASKA*	W	74-59
F9	20	—	OKLAHOMA STATE*	W	82-61
F13	18	—	at Texas Tech*	L	75-84
F16	18	—	MISSOURI*	W	100-63
F20	24	—	at Nebraska*	L	64-71
F23	24	—	at Baylor*	L	86-92
F25	—	5	TEXAS*	L	65-74
M1	—	6	at Kansas*	L	74-88
M4	—	—	COLORADO*	W	78-72
M8	—	—	at Iowa State*	W	73-69

Big 12 Championship - Kansas City, Mo.

M14	—	—	vs. Texas A&M	L	60-63
-----	---	---	---------------	---	-------

NCAA Midwest First/Second Rounds - Omaha, Neb.

M20	—	—	vs. (6) USC	W	80-67
M22	—	6	vs. (3) Wisconsin	L	55-72

<sup>A</sup> Played in Cincinnati, Ohio (U.S. Bank Arena)

Season Boxscore

Captains: David Hoskins, Cartier Martin

No	Player	GP	GS	Min	Avg	TOTAL		3-PTS			REBOUNDS					Pct	PF	FO	A	TO	Blk	Stl	Pts	Avg		
						FG	FGA	Pct	3FG	FGA	Pct	FT	FTA	Pct	Off										Def	Tot
20	Cartier Martin	35	18	963	27.5	197	428	.460	78	202	.386	127	159	.799	69	86	155	4.4	94	2	45	58	8	24	599	17.1
15	David Hoskins	35	35	967	27.6	162	359	.451	13	63	.206	171	231	.740	86	120	206	5.9	84	5	88	90	9	35	508	14.5
12	Bill Walker	6	5	139	23.2	26	65	.400	0	9	.000	16	24	.667	8	19	27	4.5	17	1	5	11	0	4	68	11.3
03	Lance Harris	35	30	925	26.4	133	296	.449	59	157	.376	38	57	.667	19	96	115	3.3	53	0	67	49	18	14	363	10.4
05	Clent Stewart	35	24	889	25.4	77	196	.393	39	107	.364	33	49	.673	18	61	79	2.3	54	0	100	73	0	20	226	6.5
34	Akeem Wright	35	24	970	27.7	84	220	.382	11	45	.244	47	79	.595	62	159	221	6.3	82	5	84	47	19	31	226	6.5
02	Blake Young	35	11	679	19.4	58	158	.367	18	57	.316	52	81	.642	20	47	67	1.9	63	0	77	49	2	41	186	5.3
23	Jermaine Maybank	34	2	474	13.9	34	76	.447	4	16	.250	44	61	.721	28	48	76	2.2	48	0	46	13	4	18	116	3.4
50	Luis Colon	29	16	276	9.5	21	40	.525	0	0	.000	15	22	.682	27	26	53	1.8	51	1	12	13	7	6	57	2.0
55	Jason Bennett	27	9	341	12.6	19	39	.487	0	0	.000	14	28	.500	23	47	70	2.6	52	1	8	11	50	2	52	1.9
14	Serge Afeli	28	1	138	4.9	18	36	.500	0	0	.000	0	8	.000	13	22	35	1.3	22	0	4	8	5	3	36	1.3
32	Deivez Yearby	11	0	33	3.0	3	8	.375	0	1	.000	3	10	.300	3	2	5	0.5	3	0	1	3	2	1	9	0.8
42	Darren Kent	24	0	155	6.5	8	27	.296	1	11	.091	0	4	.000	9	16	25	1.0	25	0	6	11	4	3	17	0.7
44	Brady Johnson	3	0	3	1.0	0	0	.000	0	0	.000	2	4	.500	0	1	1	0.3	0	0	0	2	0	0	2	0.7
31	Chris Merriewether	12	0	25	2.1	1	6	.167	0	0	.000	0	0	.000	2	3	5	0.4	4	0	1	6	1	2	2	0.2
21	James Franklin	3	0	4	1.3	0	0	.000	0	0	.000	0	0	.000	0	0	0	0.0	0	0	0	1	0	0	0	0.0
01	Ryan Patzwald	11	0	19	1.7	0	2	.000	0	2	.000	0	0	.000	0	0	0	0.0	0	0	0	1	1	0	2	0.0
TM	TEAM																	65	45	110	3.1	2				4
	TOTAL	35				841	1956	.430	223	670	.333	562	817	.688	452	798	1250	35.7	654	15	545	478	129	206	2467	70.5
	OPPONENTS	35				796	1891	.421	178	589	.302	508	716	.709	392	768	1160	33.1	725	-	432	535	117	218	2278	65.1

Numerical Roster

No	Name	Pos	Ht	Wt	Yr-Exp	Hometown (Schools)
1	Ryan Patzwald	G	5-11	190	Jr.-TR	Cincinnati, Ohio (Anderson/Cincinnati)
2	Blake Young	G	6-2	180	Jr.-TR	Orlando, Fla. (Oak Ridge/Daytona Beach CC)
3	Lance Harris	G	6-5	190	Sr.-3L	Columbia, Mo. (Hickman)
5	Clent Stewart	G	6-4	195	Jr.-2L	Tulsa, Okla. (Union)
12	Bill Walker	F	6-6	220	Fr.-HS	Huntington, W. Va. (North College Hill [Cincinnati, Ohio])
14	Serge Afeli	F	6-9	235	Sr.-1L	Abidjan, Ivory Coast
15	David Hoskins	F	6-5	225	Jr.-1L	Canton, Mich. (Plymouth Salem/Schoolcraft)
20	Cartier Martin	F	6-7	220	Sr.-3L	Houston, Texas (Nimitz)
21	James Franklin	G	6-0	190	Jr.-TR	Kansas City, Kan. (Blue Valley West/Cowley County CC)
23	Jermaine Maybank	G	6-4	180	Sr.-TR	Bronx, N.Y. (Bronx Regional/Independence CC/St. John's)
31	Chris Merriewether	G	6-4	195	Fr.-HS	Jacksonville, Fla. (Arlington Country Day)
32	Deivez Yearby	F	6-6	205	So.-1L	Detroit, Mich. (Central)
34	Akeem Wright	G	6-6	190	Sr.-1L	Philadelphia, Pa. (M.L. King/Neosho County CC)
42	Darren Kent	F	6-10	210	So.-1L	Apple Valley, Minn. (Eastview)
44	Brady Johnson	F	6-7	220	Jr.-HS	Salina, Kan. (El-Saline)
50	Luis Colon	F	6-10	260	Fr.-HS	Carolina, Puerto Rico (Krop [Miami, Fla.])
55	Jason Bennett	F	7-3	265	Fr.-HS	Jacksonville, Fla. (Arlington Country Day)

Head Coach: Bob Huggins | Assistant Coaches: Frank Martin, Dalonte Hill, Erik Martin

Season Notes

- K-State produced its first 20-win season and advanced to the postseason (NIT) for the first time since 1998-99 in **Bob Huggins'** first and only season as head coach. The team's win over Vermont in the first round of the NIT was the first postseason victory since 1994. He later to take over as head coach



## 2008-09 [22-12/9-7 Big 12 [t-4th] | Head Coach Frank Martin

### 2008-09 [22-12/9-7 Big 12 (t-4th)]

	Overall	Home	Away	Neutral
All Games	22-12	17-3	5-5	0-4
Big 12 Games	9-7	5-3	4-4	—
Non-Conference	13-5	12-0	1-1	0-4

Date	KSU	Opp	Opponent	W/L	Score
N14	—	—	FLORIDA A&M	W	96-57
<b>Opening Games of the Las Vegas Invitational</b>					
N16	—	—	SE MISSOURI STATE	W	88-68
N19	—	—	EMPORIA STATE	W	82-60
N22	—	—	at Cleveland State	W	69-59
<b>Opening Games of the Las Vegas Invitational</b>					
N25	—	—	OAKLAND	W	83-64
<b>Las Vegas Invitational - Las Vegas, Nev.</b>					
N28	—	—	vs. Kentucky	L	72-74
N29	—	—	vs. Iowa	L	63-65
<b>Big 12/Pac-10 Hardwood Series</b>					
D7	—	—	at Oregon	L	70-75
<b>Wildcat Classic - Kansas City, Mo.</b>					
D11	—	—	SOUTHERN MISS	W	74-55
D14	—	—	GARDNER-WEBB	W	107-48
D20	—	—	CENTENARY	W	73-51
D30	—	—	WAGNER	W	82-53
J3	—	—	IDAHO STATE	W	83-57
J5	—	—	CHICAGO STATE	W	99-68
J10	—	6	OKLAHOMA*	L	53-61
J13	—	—	at Kansas*	L	71-87
J17	—	—	at Nebraska*	L	51-73
J21	—	—	BAYLOR*	L	65-83
J24	—	—	at Colorado* (OT)	W	77-75
J28	—	—	MISSOURI*	W	88-72
J31	—	11	at Texas* (OT)	W	85-81
F3	—	—	IOWA STATE*	W	65-50
F7	—	—	at Texas A&M*	W	65-60
F11	—	—	TEXAS TECH*	W	85-73
F14	—	16	KANSAS*	L	74-85
F17	—	—	NC CENTRAL	W	95-49
F21	—	—	at Iowa State*	W	50-46
F25	—	8	at Missouri*	L	74-94
F28	—	—	NEBRASKA*	W	77-72
M3	—	—	at Oklahoma State*	L	71-77
M7	—	—	COLORADO*	W	76-64
<b>Big 12 Championship - Oklahoma City, Okla.</b>					
M12	—	—	vs. Texas	L	58-61
<b>NIT First Round - Manhattan, Kan.</b>					
M18	—	—	ILLINOIS STATE (OT)	W	83-79
<b>NIT Second Round - San Diego, Calif.</b>					
M20	—	—	at San Diego State	L	52-70

### Season Boxscore

Captains: Darren Kent, Jacob Pullen

No	Player	GP	GS	Min	Avg	TOTAL		3-PTS			REBOUNDS					Pct	FT	FTA	Pct	Off	Def	Tot	Avg	PF	FO	A	TO	Blk	Stl	Pts	Avg
						FG	FGA	Pct	3FG	FGA	Pct	FT	FTA	Pct	Off																
21	Denis Clemente	32	32	952	29.8	167	412	.405	59	161	.366	87	109	.798	19	59	78	2.4	76	1	112	84	0	27	480	15.0					
00	Jacob Pullen	34	34	1027	30.2	153	403	.380	75	224	.335	91	125	.728	25	66	91	2.7	74	0	109	98	2	54	472	13.9					
42	Darren Kent	34	33	781	23.0	103	252	.409	11	39	.282	88	116	.759	89	108	197	5.8	96	4	44	65	20	17	305	9.0					
32	Jamar Samuels	34	2	698	20.5	92	179	.514	1	7	.143	97	171	.567	73	88	161	4.7	94	3	37	38	32	26	282	8.3					
01	Fred Brown	34	2	695	20.4	99	235	.421	54	130	.415	22	37	.595	17	38	55	1.6	53	1	45	44	2	23	274	8.1					
23	Dominique Sutton	34	32	779	22.9	97	200	.485	5	21	.238	56	82	.683	73	109	182	5.4	90	3	34	53	6	37	255	7.5					
40	Ron Anderson	34	0	638	18.8	59	113	.522	0	1	.000	59	117	.504	83	97	180	5.3	67	1	36	33	15	24	177	5.2					
15	Luis Colon	34	34	618	18.2	63	132	.477	0	0	.000	23	50	.460	66	94	160	4.7	89	6	20	23	18	12	149	4.4					
25	Buchi Awaji	25	0	269	10.8	34	68	.500	14	33	.424	18	22	.818	22	26	48	1.9	16	0	17	10	2	9	100	4.0					
54	Abdul Herrera	4	0	18	4.5	2	4	.500	0	0	.000	1	4	.250	3	2	5	1.3	0	0	1	0	3	0	5	1.3					
33	Victor Ojeleye	15	0	58	3.9	6	15	.400	0	0	.000	4	10	.400	6	13	19	1.3	6	0	2	2	1	0	16	1.1					
13	Justin Werner	16	0	86	5.4	5	25	.200	4	21	.190	3	6	.500	2	6	8	0.5	7	0	6	4	1	3	17	1.1					
31	Chris Merriewether	30	1	256	8.5	7	19	.368	0	0	.000	10	13	.769	14	23	37	1.2	42	1	18	17	1	9	24	0.8					
<b>TM TEAM</b>																															
<b>TOTAL</b>		<b>34</b>				<b>887</b>	<b>2057</b>	<b>.431</b>	<b>223</b>	<b>637</b>	<b>.350</b>	<b>559</b>	<b>862</b>	<b>.648</b>	<b>555</b>	<b>778</b>	<b>1333</b>	<b>39.2</b>	<b>710</b>	<b>20</b>	<b>481</b>	<b>472</b>	<b>103</b>	<b>241</b>	<b>2556</b>	<b>75.2</b>					
<b>OPPONENTS</b>		<b>34</b>				<b>738</b>	<b>1761</b>	<b>.419</b>	<b>194</b>	<b>559</b>	<b>.347</b>	<b>596</b>	<b>843</b>	<b>.707</b>	<b>364</b>	<b>758</b>	<b>1122</b>	<b>33.0</b>	<b>731</b>	<b>-</b>	<b>411</b>	<b>579</b>	<b>90</b>	<b>199</b>	<b>2266</b>	<b>66.6</b>					

### Numerical Roster

No	Name	Pos	Ht	Wt	Yr-Exp	Hometown (Schools)
0	Jacob Pullen	G	6-0	200	So.-1L	Maywood, Ill. (Proviso East)
1	Fred Brown	G	6-2	190	So.-1L	West Palm Beach, Fla. (William T. Dwyer)
3	Anthony Downing	G	5-11	160	Fr.-HS	Atchison, Kan. (Atchison)
13	Justin Werner	G	6-3	190	Fr.-HS	Topeka, Kan. (Washburn Rural)
15	Luis Colon	C	6-10	265	Jr.-2L	Carolina, Puerto Rico (Krop [Fla.]
21	Denis Clemente	G	6-1	175	Jr.-TR	Bayamon, Puerto Rico (Calusa [Fla.] Prep/Univ. of Miami)
23	Dominique Sutton	F	6-5	210	So.-1L	Durham, N.C. (The Patterson [N.C.] School)
24	Curtis Kelly	F	6-8	250	Jr.-TR	Queens, N.Y. (Rice/Univ. of Connecticut)
25	Omyebuchi [Buchi] Awaji	G	6-3	185	Jr.-TR	Los Angeles, Calif. (Loyola/Citrus College)
31	Chris Merriewether	G	6-3	210	Jr.-2L	Jacksonville, Fla. (Arlington Country Day)
32	Jamar Samuels	F	6-7	215	Fr.-RS	Washington, D.C. (The Patterson [N.C.] School)
33	Victor Ojeleye*	F	6-6	225	Fr.-HS	Ottawa, Kan. (Ottawa/The Patterson [N.C.] School)
40	Ron Anderson	F	6-8	255	So.-1L	Upper Marlboro, Md. (McCallie [Tenn.] School)
42	Darren Kent	F	6-11	230	Sr.-3L	Apple Valley, Minn. (Eastview)
54	Abdul Herrera	C	6-10	265	Jr.-TR	Miami, Fla. (South Miami/Hutchinson [Kan.] Community College)

Head Coach: Frank Martin | Associate Head Coach: Dalonte Hill | Assistant Coaches: Brad Underwood and Matt Figger

### Season Notes

#### NIT SECOND ROUND

- K-State posted its third consecutive 20-win season as well as its third trip to the postseason, as the Wildcats won 22 games, including 9 in Big 12 play, and received an at-large bid to the Postseason NIT. The team defeated Illinois State in overtime in the first round before losing to the region's top-seed San Diego State, in a second two.
- It marked the first time in 15 years (1991-94) that the team advanced to the postseason in three consecutive seasons, while the three straight 20-win seasons was a first in over 25 years (1979-82).
- K-State became just the second school in Big 12 history to rally from an 0-4 start to get back to at least .500 in league play. The team was just the fourth in the Big 12 era to start winless (0-4 or worse) in league play and advance to the postseason.
- Junior **Denis Clemente** was named the Big 12 Newcomer of the Year as well as Second Team All-Big 12. He was the *ESPN.com* National Player of the Week on Feb. 2 after tying the Big 12 single-game record with 44 points in a win at No. 11 Texas.

## 2009-10 [29-8/11-5 Big 12 [t-2nd] | Head Coach Frank Martin

### 2009-10 [29-8/11-5 Big 12 (t-2nd)]

	Overall	Home	Away	Neutral
All Games	29-8	14-3	7-2	8-3
Big 12 Games	11-5	5-3	6-2	—
Non-Conference	18-3	9-0	1-0	8-3

Date	KSU	Opp	Opponent	W/L	Score
N13	—	—	LOYOLA CHICAGO	W	92-54
N15	—	—	WESTERN ILLINOIS	W	82-50
<b>Puerto Rico Tipoff - San Juan, P.R.</b>					
N19	—	—	vs. Boston University	W	80-70
N20	—	—	vs. Ole Miss	L	74-86
N21	—	18	vs. Dayton	W	83-75
<b>Wildcat Classic - Kansas City, Mo.</b>					
N28	—	—	IUPUI	W	70-57
D1	—	—	FORT HAYS STATE	W	83-76
<b>Big 12/Pac-10 Hardwood Series</b>					
D5	—	—	WASHINGTON STATE	W	86-69
D8	—	—	XAVIER	W	71-56
D12	—	18	at UNLV#	W	95-80
<b>Coors Classic - Mobile, Ala.</b>					
D19	17	—	vs. Alabama	W	87-74
D21	17	—	ARKANSAS-PINE BLUFF	W	90-76
D29	12	—	CLEVELAND STATE	W	85-56
J3	12	—	SOUTH DAKOTA	W	91-69
J9	11	—	at Missouri*	L	68-74
J12	13	—	TEXAS A&M*	W	88-65
J16	13	—	at Colorado*	W	87-81
J19	10	1	TEXAS*	W	71-62
J23	10	—	OKLAHOMA STATE*	L	69-73
J26	11	24	at Baylor	W	76-74
J30	11	2	KANSAS* (OT)	L	79-81
F2	10	—	at Nebraska*	W	76-57
F6	9	—	at Iowa State*	W	79-75
F13	9	—	COLORADO*	W	68-51
F17	7	—	NEBRASKA*	W	91-87
F20	7	—	at Oklahoma*	W	83-68
F23	6	—	at Texas Tech*	W	83-64
F27	6	—	MISSOURI*	W	63-53
M3	5	2	at Kansas*	L	65-82
M6	5	—	IOWA STATE* (OT)	L	82-85
<b>Big 12 Championship - Kansas City, Mo.</b>					
M11	9	—	vs. Oklahoma State	W	83-64
M12	9	21	vs. Baylor	W	82-75
M13	9	1	vs. Kansas	L	64-72
<b>NCAA West First/Second Rounds - Oklahoma City, Okla.</b>					
M18	7	—	vs. (15) North Texas	W	82-62
M20	7	—	vs. (7) BYU	W	84-72
<b>NCAA West Semifinals/Final - Salt Lake City, Utah</b>					
M25	7	25	vs. (6) Xavier (2 OTs)	W	101-96
M27	7	8	vs. (5) Butler	L	56-63

# Played in Las Vegas, Nev. (Olympic Arena)

### Season Boxscore

Captains: Chris Merriewether, Jacob Pullen

No	Player	GP	GS	Min	Avg	TOTAL		3-PTS			REBOUNDS					Pct	FT	FTA	Pct	Off	Def	Tot	Avg	PF	FO	A	TO	Blk	Stl	Pts	Avg
						FG	FGA	Pct	3FG	FGA	Pct	FT	FTA	Pct	Off																
00	Jacob Pullen	37	37	1168	31.6	201	480	.419	110	278	.396	203	247	.822	16	80	96	2.6	89	1	1										



2010-11 [23-11/10-6 Big 12 [t-3rd] | Head Coach Frank Martin

2010-11 [23-11/10-6 Big 12 (t-3rd)]

	Overall	Home	Away	Neutral
All Games	23-11	16-2	5-5	2-4
Big 12 Games	10-6	7-1	3-5	—
Non-Conference	13-5	9-1	2-0	2-4

Date	KSU	Opp	Opponent	W/L	Score
<b>Opening Games of the CBE Hall of Fame Classic</b>					
N12	3	—	JAMES MADISON	W	75-61
N16	3	22	VIRGINIA TECH	W	73-57
<b>Opening Games of the CBE Hall of Fame Classic</b>					
N18	3	—	PRESBYTERIAN	W	76-67
<b>CBE Hall of Fame Classic - Kansas City, Mo.</b>					
N22	4	18	vs. Gonzaga	W	81-64
N23	4	1	vs. Duke	L	68-82
N26	4	—	TEXAS SOUTHERN	W	84-60
N29	5	—	EMPORIA STATE	W	85-61
<b>Big 12/Pac-10 Hardwood Series</b>					
D3	5	—	at Washington State	W	63-58
D6	5	—	ALCORN STATE	W	89-55
D11	5	—	at Loyola Chicago	W	68-60
<b>Orange Bowl Classic - Sunrise, Fla.</b>					
D18	6	—	vs. Florida	L	44-57
<b>Wildcat Classic - Kansas City, Mo.</b>					
D21	6	—	UNLV	L	59-63
D23	11	—	UMKC	W	80-64
D31	17	—	NORTH FLORIDA	W	100-76
J3	17	—	SAVANNAH STATE	W	92-61
J8	17	—	at Oklahoma State*	L	62-76
J12	21	—	COLORADO*	L	66-74
J15	21	—	TEXAS TECH*	W	94-60
J17	—	15	at Missouri*	L	59-75
J22	—	11	at Texas A&M*	L	56-64
J24	—	—	BAYLOR	W	69-61
J29	—	6	at Kansas*	L	66-90
F2	—	—	NEBRASKA*	W	69-53
F5	—	—	at Iowa State*	W	86-85
F12	—	—	at Colorado*	L	56-58
F14	—	1	KANSAS*	W	84-68
F19	—	—	OKLAHOMA*	W	77-62
F23	—	—	at Nebraska*	W	61-57
F26	—	20	MISSOURI*	W	80-70
F28	—	7	at Texas*	W	75-70
M5	—	—	IOWA STATE*	W	67-55
<b>Big 12 Championship - Kansas City, Mo.</b>					
M10	19	—	vs. Colorado	L	75-87
<b>NCAA Southeast Second/Third Rounds - Tucson, Ariz.</b>					
M17	21	19	vs. (12) Utah State	W	73-68
M19	21	16	vs. (4) Wisconsin	L	65-70

Season Boxscore

Captains: Victor Ojeleye, Jacob Pullen

No	Player	GP	GS	Min	Avg	TOTAL		3-PTS			REBOUNDS			Pct	FT	FTA	Pct	Off	Def	Tot	Avg	PF	FO	A	TO	Blk	Stl	Pts	Avg																
						FG	FGA	Pct	3FG	FGA	Pct	FT	FTA																	Pct															
00	Jacob Pullen	31	31	1012	32.6	191	448	426	74	194	381	170	220	773	20	70	90	2.9	55	0	115	95	4	49	626	20.2																			
22	Rodney McGruder	34	34	1040	30.6	130	296	439	69	169	408	49	69	710	68	134	202	5.9	61	0	52	48	8	24	378	11.1																			
24	Curtis Kelly	25	22	634	25.4	108	203	532	1	1	1,000	46	86	535	54	83	137	5.5	74	4	39	66	33	20	263	10.5																			
32	Jamar Samuels	33	21	808	24.5	95	230	413	9	39	231	81	124	653	77	101	178	5.4	111	4	48	52	15	23	280	8.5																			
55	Will Spradling	34	6	745	21.9	62	156	397	40	108	370	52	63	825	15	41	56	1.6	66	1	63	40	1	28	216	6.4																			
33	Wally Judge	17	11	259	15.2	35	81	432	0	0	0.000	24	52	462	31	34	65	3.8	41	3	16	28	6	3	94	5.5																			
15	Freddy Asprilla	16	13	260	16.3	33	66	500	0	0	0.000	12	36	333	42	37	79	4.9	45	2	10	23	17	7	78	4.9																			
12	Nick Russell	25	14	305	12.2	33	89	371	13	43	302	27	32	844	8	39	47	1.9	43	1	29	30	4	9	106	4.2																			
03	Martavious Irving	33	0	501	15.2	50	122	410	17	49	347	16	35	457	13	27	40	1.2	43	1	31	25	2	11	133	4.0																			
21	Jordan Henriquez	34	1	463	13.6	47	103	456	0	0	0.000	31	58	534	57	89	146	4.3	77	4	13	19	43	8	125	3.7																			
11	Nino Williams	3	0	19	6.3	3	5	600	1	2	500	0	2	000	1	3	4	1.3	2	0	0	1	1	1	7	2.3																			
04	Juevol Myles	19	0	90	4.7	12	19	632	6	7	857	9	16	563	2	4	6	0.3	8	0	9	10	0	2	39	2.1																			
02	Devon Peterson	16	0	75	4.7	12	22	545	1	1	1,000	6	10	600	2	8	10	0.6	14	1	5	3	0	5	31	1.9																			
10	Victor Ojeleye	24	0	193	8.0	18	39	462	3	7	429	5	8	625	18	21	39	1.6	16	0	5	6	6	6	44	1.8																			
01	Shane Southwell	30	17	377	12.6	19	56	339	3	11	273	14	17	824	17	46	63	2.1	35	2	39	37	14	12	55	1.8																			
31	Alex Potuzak	10	0	19	1.9	1	4	250	0	0	0.000	0	0	000	2	1	3	0.3	1	0	0	3	0	0	0	2	0.2																		
<b>TM TEAM</b>																																													
<b>TOTAL</b>		<b>34</b>		<b>849</b>		<b>1939</b>		<b>438</b>		<b>237</b>		<b>631</b>		<b>.376</b>		<b>542</b>		<b>828</b>		<b>.655</b>		<b>490</b>		<b>790</b>		<b>1280</b>		<b>37.6</b>		<b>692</b>		<b>23</b>		<b>474</b>		<b>498</b>		<b>154</b>		<b>208</b>		<b>2477</b>		<b>72.9</b>	
<b>OPPONENTS</b>		<b>34</b>		<b>751</b>		<b>1782</b>		<b>421</b>		<b>178</b>		<b>507</b>		<b>.351</b>		<b>569</b>		<b>803</b>		<b>.709</b>		<b>350</b>		<b>708</b>		<b>1058</b>		<b>31.1</b>		<b>740</b>		<b>-</b>		<b>371</b>		<b>524</b>		<b>113</b>		<b>224</b>		<b>2249</b>		<b>66.1</b>	

Numerical Roster

No	Name	Pos	Ht	Wt	Yr-Exp	Hometown (Schools)
0	Jacob Pullen	G	6-1	200	Sr-2L	Maywood, Ill. (Proviso East)
1	Shane Southwell	G	6-6	210	Fr-HS	Harlem, N.Y. (Rice)
2	Devon Peterson	G	6-3	190	Jr-TR	Brooklyn, N.Y. (Lincoln/Broward [Fla.] College)
3	Martavious Irving	G	6-1	209	Fr-HS	Fort Lauderdale, Fla. (Boyd Anderson)
4	Juevol Myles	G	6-1	200	So-TR	Ajax, Ontario (Pickering/Tallahassee [Fla.] CC)
10	Victor Ojeleye	F	6-6	226	Jr-2L	Ottawa, Kan. (Ottawa/The Patterson [N.C.] School)
11	Nino Williams	F	6-5	215	Fr-HS	St. Louis, Mo. (Leavenworth [Kan.])
12	Nick Russell	G	6-4	200	So-1L	Duncanville, Texas (Grace Preparatory Academy)
21	Jordan Henriquez-Roberts	7-0	245	So-1L	Port Chester, N.Y. (The Winchendon [Mass.] School)	
22	Rodney McGruder	F	6-4	205	So-1L	Washington, D.C. (Arlington [Fla.] Country Day)
24	Curtis Kelly	F	6-8	239	Sr-1L	Bronx, N.Y. (Rice/Univ. of Connecticut)
31	Alex Potuzak	F	6-11	200	Fr-HS	Clyde, Kan. (Clifton-Clyde)
32	Jamar Samuels	F	6-7	220	Jr-2L	Washington, D.C. (The Patterson [N.C.] School)
55	Will Spradling	G	6-2	180	Fr-HS	Overland Park, Kan. (Shawnee Mission South)

Head Coach: Frank Martin | Associate Head Coach: Dalonte Hill | Assistant Coaches: Brad Underwood and Matt Figger

Season Notes

- K-State advanced to the NCAA Tournament for the third time in four seasons, defeating 12-seed Utah State in the second round of the Southeast Regional before falling to 4-seed Wisconsin. It was the school-record fifth consecutive postseason appearance.
- The 23 wins marked the unprecedented fifth consecutive 20-win season, while the Wildcats won 10 in Big 12 play to place third.
- The team finished in the Top 25 in both polls. It marked the first time that the Wildcats finished the year ranked in the Coaches poll in consecutive seasons since 1971-72 and 1972-73 seasons.
- Senior **Jacob Pullen** was selected an All-American for the second straight season, including the 10-member Wooden Award. He was also the winner of the Frances Pomeroy Naismith Award, which is given to the nation's top senior 6-foot or shorter.

2011-12 [22-11/10-8 Big 12 [5th] | Head Coach Frank Martin

2011-12 [22-11/10-8 Big 12 (5th)]

	Overall	Home	Away	Neutral
All Games	22-11	12-4	6-4	4-3
Big 12 Games	10-8	5-4	5-4	—
Non-Conference	12-3	7-0	1-0	4-3

Date	KSU	Opp	Opponent	W/L	Score
N11	—	—	CHARLESTON SOUTHERN	W	72-67
N14	—	—	LOYOLA CHICAGO	W	74-61
N22	—	—	UMES	W	92-50
D1	—	—	GEORGE WASHINGTON	W	69-56
D4	—	—	at Virginia Tech	W	69-61
<b>Wichita Wildcat Classic - Wichita, Kan.</b>					
D8	—	—	vs. West Virginia (2 OTs)	L	80-85
D11	—	—	NORTH FLORIDA (OT)	W	79-68
<b>Wildcat Classic - Kansas City, Mo.</b>					
D17	—	23	ALABAMA	W	71-58
<b>Diamond Head Classic - Honolulu, Hawaii</b>					
D22	—	—	vs. Southern Illinois	W	83-58
D23	—	—	vs. UTEP	W	78-70
D25	—	—	vs. Long Beach State	W	77-60
D31	—	—	HOWARD	W	82-46
J4	23	14	at Kansas*	L	49-67
J7	23	7	MISSOURI*	W	75-59
J10	18	4	BAYLOR*	L	73-75
J14	18	—	at Oklahoma*	L	73-82
J18	25	—	TEXAS*	W	84-80
J21	25	—	at Oklahoma State*	W	66-58
J25	22	—	at Texas Tech*	W	69-47
J28	22	—	OKLAHOMA*	L	60-63
J31	—	—	at Iowa State*	L	70-72
F4	—	—	TEXAS A&M*	W	64-53
F7	—	—	TEXAS TECH*	W	65-46
F11	—	—	at Texas*	L	64-75
F13	—	4	KANSAS*	L	53-59
F18	—	9	at Baylor*	W	57-56
F21	—	3	at Missouri*	W	78-68
F25	—	—	IOWA STATE*	L	61-65
F28	—	—	at Texas A&M*	W	76-70
M3	—	—	OKLAHOMA STATE*	W	77-58
<b>Big 12 Championship - Kansas City, Mo.</b>					
M8	—	12	vs. Baylor	L	74-82
<b>NCAA East Second/Third Rounds - Pittsburgh, Pa.</b>					
M15	—	—	vs. (9) Southern Miss	W	70-64
M17	—	2	vs. (1) Syracuse	L	59-75

Season Boxscore

Captains: Rodney McGruder, Will Spradling

No	Player	GP	GS	Min	Avg	TOTAL		3-PTS			REBOUNDS			Pct	FT	FTA	Pct	Off	Def	Tot	Avg	PF	FO	A	TO	Blk	Stl	Pts	Avg
						FG	FGA	Pct	3FG	FGA	Pct	FT	FTA																
22	Rodney McGruder	33	33	1085	32.9	188	406	463	50																				



## 2012-13 [27-8/14-4 Big 12 [t-1st] | Head Coach Bruce Weber

### 2012-13 [27-8/14-4 Big 12 (t-1st)]

	Overall	Home	Away	Neutral
All Games	27-8	17-1	7-3	3-4
Big 12 Games	14-4	8-1	6-3	—
Non-Conference	13-4	9-0	1-0	3-4

Date	KSU	Opp	Opponent	W/L	Score
N9	—	—	NORTH DAKOTA	W	85-52
<b>NIT Season Tip-Off Midwest Regional - Manhattan, Kan.</b>					
N12	—	—	LAMAR	W	79-55
N13	—	—	ALABAMA-HUNTSVILLE	W	87-26
N18	—	—	NORTH FLORIDA	W	74-55
<b>NIT Season Tip-Off Championship - New York City, N.Y.</b>					
N21	—	—	vs. Delaware	W	66-63
N23	—	4	vs. Michigan	L	57-71
D2	—	—	USC UPSTATE	W	72-53
D8	—	—	at George Washington	W	65-62
<b>Battle in Seattle - Seattle, Wash.</b>					
D15	—	14	vs. Gonzaga	L	52-68
D18	—	—	TEXAS SOUTHERN	W	78-69
<b>Wildcat Classic - Kansas City, Mo.</b>					
D22	—	8	FLORIDA	W	67-61
D29	25	—	UMKC	W	52-44
D31	25	—	SOUTH DAKOTA	W	70-50
J5	25	22	OKLAHOMA STATE*	W	73-67
J12	18	—	at West Virginia*	W	65-64
J16	16	—	at TCU*	W	67-54
J19	16	—	OKLAHOMA*	W	69-60
J22	11	3	KANSAS*	L	55-59
J26	11	—	at Iowa State*	L	67-73
J30	18	—	TEXAS*	W	83-57
F2	18	—	at Oklahoma*	W	52-50
F5	13	—	at Texas Tech*	W	68-59
F9	13	—	IOWA STATE*	W	79-70
F11	10	14	at Kansas*	L	62-83
F16	10	—	BAYLOR*	W	81-61
F18	13	—	WEST VIRGINIA*	W	71-61
F23	13	—	at Texas*	W	81-69
F25	13	—	TEXAS TECH*	W	75-55
M2	13	—	at Baylor*	W	64-61
M5	9	—	TCU*	W	79-68
M9	9	13	at Oklahoma State*	L	70-76
<b>Big 12 Championship - Kansas City, Mo.</b>					
M14	11	—	vs. Texas	W	66-49
M15	11	7	vs. Oklahoma State	W	68-57
M16	11	14	vs. Kansas	L	54-70
<b>NCAA West Second/Third Rounds - Kansas City, Mo.</b>					
M22	12	—	vs. (13) La Salle	L	61-63

### Season Boxscore

Captains: Martavious Irving, Jordan Henriquez, Rodney McGruder

No	Player	GP	GS	Min	Avg	TOTAL			3-PTS			REBOUNDS					Pct	FT	FTA	Pct	Off	Def	Tot	Avg	PF	FO	A	TO	Blk	Stl	Pts	Avg															
						FG	FGA	Pct	3FG	FGA	Pct	FT	FTA	Pct	Off	Def																	Tot	Avg													
22	Rodney McGruder	35	35	1171	33.5	204	462	.442	51	152	.336	88	117	.752	74	114	188	5.4	54	0	71	58	9	44	547	15.6																					
13	Angel Rodriguez	33	33	930	28.2	115	319	.361	55	160	.344	90	109	.826	18	51	69	2.1	70	1	173	78	0	50	375	11.4																					
01	Shane Southwell	33	26	854	25.9	104	230	.452	48	110	.436	21	35	.600	21	105	126	3.8	55	1	83	40	15	37	277	8.4																					
42	Thomas Gipson	35	14	653	18.7	106	205	.517	0	0	.000	64	103	.621	82	93	175	5.0	83	1	13	51	12	16	276	7.9																					
55	Will Spradling	34	33	933	27.4	77	195	.395	46	128	.359	51	59	.864	11	76	87	2.6	69	0	82	34	4	29	251	7.4																					
03	Martavious Irving	33	2	685	20.8	58	154	.377	35	88	.398	17	23	.739	12	47	59	1.8	50	0	71	35	2	17	168	5.1																					
21	Jordan Henriquez	33	21	525	15.9	68	134	.507	0	0	.000	28	72	.389	75	89	164	5.0	80	4	13	26	64	7	164	5.0																					
11	Nino Williams	34	11	424	12.5	60	130	.462	0	2	.000	23	33	.697	53	58	111	3.3	66	1	17	24	3	12	143	4.2																					
20	Adrian Diaz	26	0	201	7.7	26	49	.531	0	0	.000	18	28	.643	26	15	41	1.6	35	1	7	15	5	6	70	2.7																					
50	DJ Johnson	30	0	278	9.3	28	50	.560	0	0	.000	12	22	.545	42	33	75	2.5	35	1	3	9	11	10	68	2.3																					
12	Omari Lawrence	31	0	262	8.5	22	59	.373	3	15	.200	18	25	.720	12	31	43	1.4	27	0	15	15	4	16	65	2.1																					
24	Ryan Schultz	13	0	25	1.9	2	9	.222	0	3	.000	0	0	.000	0	4	4	0.3	3	0	2	1	0	1	0	1	4	0.3																			
44	Michael Orris	15	0	49	3.3	1	2	.500	0	0	.000	2	4	.500	0	2	2	0.1	1	0	7	6	0	2	4	0.3																					
40	Shawn Meyer	11	0	10	0.9	1	4	.250	0	0	.000	0	1	.000	1	0	1	0.1	3	0	0	2	0	0	2	0	2	0.2																			
<b>TM TEAM</b>																																															
<b>TOTAL</b>		<b>35</b>				<b>872</b>		<b>2002</b>		<b>.436</b>		<b>238</b>		<b>658</b>		<b>.362</b>		<b>432</b>		<b>631</b>		<b>.685</b>		<b>470</b>		<b>765</b>		<b>1235</b>		<b>35.3</b>		<b>631</b>		<b>10</b>		<b>557</b>		<b>403</b>		<b>129</b>		<b>247</b>		<b>2414</b>		<b>69.0</b>	
<b>OPPONENTS</b>		<b>35</b>				<b>750</b>		<b>1792</b>		<b>.419</b>		<b>171</b>		<b>538</b>		<b>.318</b>		<b>444</b>		<b>646</b>		<b>.687</b>		<b>375</b>		<b>745</b>		<b>1120</b>		<b>32.0</b>		<b>575</b>		<b>-</b>		<b>388</b>		<b>493</b>		<b>119</b>		<b>194</b>		<b>2115</b>		<b>60.4</b>	

### Numerical Roster

No	Name	Pos	Ht	Wt	Yr-Exp	Hometown (Schools)
1	Shane Southwell	G	6-6	210	Jr.-2L	Harlem, N.Y. (Rice)
3	Martavious Irving	G	6-1	200	Sr.-3L	Fort Lauderdale, Fla. (Boyd Anderson)
11	Nino Williams	F	6-5	220	So.-1L	St. Louis, Mo. (Leavenworth [Kan.] HS)
12	Omari Lawrence	G	6-3	210	Jr.-1L	Bronx, N.Y. (South Kent [Conn.] Prep/St. John's)
13	Angel Rodriguez	G	5-11	180	So.-1L	San Juan, Puerto Rico (Krop [Fla.] HS)
20	Adrian Diaz	F	6-10	230	So.-1L	Miami, Fla. (Hialeah-Miami Lakes)
21	Jordan Henriquez	F	6-11	250	Sr.-3L	Port Chester, N.Y. (The Windchendon [Mass.] School)
22	Rodney McGruder	G	6-4	205	Sr.-3L	Washington, D.C. (Arlington [Fla.] Country Day)
24	Ryan Schultz	F	6-5	200	Jr.-TR	Wichita, Kan. (Maize/Hutchinson [Kan.] CC)
33	Brian Rohleder	G	6-3	210	So.-1L	Wichita, Kan. (Bishop Carroll)
40	Shawn Meyer	G	6-3	210	So.-1L	Kansas City, Mo. (Blue Springs South)
42	Thomas Gipson	F	6-7	270	So.-1L	Cedar Hill, Texas (Cedar Hill)
44	Michael Orris	G	6-2	190	Fr.-HS	Crete, Ill. (Crete-Monee)
50	D.J. Johnson	F	6-8	250	Fr.-HS	St. Louis, Mo. (Parkway North)
55	Will Spradling	G	6-2	180	Jr.-2L	Overland Park, Kan. (Shawnee Mission South)

Head Coach: Bruce Weber | Associate Head Coach: Chris Lowery | Assistant Coaches: Alvin Brooks III and Chester Frazier

### Season Notes

- NCAA WEST REGIONAL SECOND ROUND  
BIG 12 CONFERENCE CHAMPIONS  
FINAL RANKING: No. 12 (AP),  
No. 20 (USA Today/ESPN)
- The Wildcats captured their first-ever Big 12 regular-season title and earned their first overall league championship since 1977. It was the 20th overall title and the 18th won in the regular season.
- The 27 wins were the second-most in school history, while the 14 league wins tied the 1958-59 squad for the most in school history.
- The team advanced to the NCAA Tournament for the 27th time, including the fourth consecutive season for just the second time.
- Senior **Rodney McGruder** was an AP honorable mention All-American and a First Team All-Big 12 selection, while sophomore **Angel Rodriguez** (Second Team) and junior **Shane Southwell** (Honorable mention) were also named to the All-Big 12 Teams. Head coach **Bruce Weber** was the Big 12 Coach of the Year.

## 2013-14 [20-13/10-8 Big 12 [5th] | Head Coach Bruce Weber

### 2013-14 [20-13/10-8 Big 12 (5th)]

	Overall	Home	Away	Neutral
All Games	20-13	15-2	2-7	3-4
Big 12 Games	10-8	8-1	2-7	—
Non-Conference	10-5	7-1	0-0	3-4

Date	KSU	Opp	Opponent	W/L	Score
N8	—	—	NORTHERN COLORADO	L	58-60
N13	—	—	ORAL ROBERTS	W	71-63
<b>Opening Game of the Puerto Rico Tip-Off</b>					
N17	—	—	LONG BEACH STATE	W	71-58
<b>Puerto Rico Tip-Off - San Juan, P.R.</b>					
N21	—	—	vs. Charlotte	L	61-68
N22	—	—	vs. Georgetown	L	63-90
N24	—	—	vs. Long Beach State	W	52-38
D1	—	—	CENTRAL ARKANSAS	W	87-54
<b>Big 12/SEC Challenge - Manhattan, Kan.</b>					
D5	—	—	OLE MISS	W	61-58
D10	—	—	SOUTH DAKOTA	W	64-62
D15	—	—	TROY	W	72-43
<b>Wichita Wildcat Classic - Wichita, Kan.</b>					
D21	—	21	vs. Gonzaga	W	72-62
<b>Brooklyn Hoops Winter Festival - Brooklyn, N.Y.</b>					
D28	—	—	vs. Tulane	W	72-41
D31	—	—	GEORGE WASHINGTON	W	72-55
J4	—	6	OKLAHOMA STATE*	W	74-71
J7	25	—	at TCU*	W	65-47
J11	25	18	at Kansas*	L	60-86
J14	—	25	OKLAHOMA*	W	72-66
J18	—	—	WEST VIRGINIA*	W	78-56
J21	22	—	at Texas*	L	64-67
J25	22	16	at Iowa State*	L	75-81
J28	—	—	TEXAS TECH*	W	66-58
F1	—	—	at West Virginia*	L	71-81
F8	—	15	TEXAS*	W	74-57
F10	—	7	KANSAS* (OT)	W	85-82
F15	—	—	at Baylor* (2 OTs)	L	73-87
F19	—	—	TCU*	W	65-53
F22	—	—	at Oklahoma*	L	73-86
F25	—	—	at Texas Tech*	W	60-56
M1	—	15	IOWA STATE*	W	80-73
M3	—	—	at Oklahoma State*	L	61-77
M8	—	—	BAYLOR*	L	74-76
<b>Big 12 Championship - Kansas City, Mo.</b>					
M13	—	16	vs. Iowa State	L	85-91
<b>NCAA Midwest Second/Third Rounds - St. Louis, Mo.</b>					
M22	—	—	vs. (8) Kentucky	L	49-56

### Season Boxscore

Captains: Shane Southwell, Will Spradling

No	Player	GP	GS	Min	Avg	TOTAL			3-PTS			REBOUNDS					Pct	FT	FTA	Pct	Off	Def	Tot	Avg	PF	FO	A	TO	Blk	Stl	Pts	Avg
						FG	FGA	Pct	3FG	FGA	Pct	FT	FTA	Pct	Off	Def																
02	Marcus Foster	33	33	969	29.4	177	418	.423	79	200	.395	80	109	.734	26	80	106	3.2	79	1	84	73	7	19	513	15.5						
42	Thomas Gipson	3																														



2014-15 [15-17/8-10 Big 12 [t-6th] | Head Coach Bruce Weber

2014-15 [15-17/8-10 Big 12 (t-6th)]

	Overall	Home	Away	Neutral
All Games	15-17	13-4	1-10	1-3
Big 12 Games	8-10	7-2	1-8	—
Non-Conference	7-7	6-2	0-2	1-3

Date	KSU	Opp	Opponent	W/L	Score
N14	—	—	SOUTHERN UTAH	W	98-68
<b>Maui on the Mainland</b>					
N17	—	—	UMKC	W	83-73
N21	—	—	at Long Beach State	L	60-69
<b>Maui Invitational - Maui, Hawai'i</b>					
N24	—	—	vs. Purdue	W	88-79
N25	—	3	vs. Arizona	L	68-72
N26	—	—	vs. Pittsburgh	L	47-70
D2	—	—	OMAHA	W	84-66
<b>SEC/Big 12 Challenge - Knoxville, Tenn.</b>					
D6	—	—	at Tennessee	L	64-65
D9	—	—	BRADLEY	W	50-47
D14	—	—	SAVANNAH STATE	W	73-53
<b>Wildcat Classic - Kansas City, Mo.</b>					
D20	—	—	TEXAS A&M	W	71-64
D28	—	—	TEXAS SOUTHERN	L	56-58
D31	—	—	GEORGIA	L	46-50
J3	—	—	at Oklahoma State*	L	47-61
J7	—	—	TCU*	W	58-53
J10	—	16	at Oklahoma* (OT)	W	66-63
J14	—	—	TEXAS TECH*	W	58-51
J17	—	22	BAYLOR*	W	63-61
J20	—	9	at Iowa State*	L	71-77
J24	—	—	OKLAHOMA STATE*	W	63-53
J27	—	17	WEST VIRGINIA*	L	59-65
J31	—	9	at Kansas*	L	57-68
F4	—	—	at Texas Tech*	L	47-64
F7	—	25	TEXAS*	L	57-61
F11	—	21	at West Virginia*	L	72-76
F14	—	17	OKLAHOMA*	W	59-56
F18	—	—	at TCU*	L	55-69
F21	—	20	at Baylor*	L	42-69
F23	—	8	KANSAS*	W	70-63
F28	—	12	IOWA STATE*	W	70-69
M7	—	—	at Texas*	L	49-62
<b>Big 12 Championship - Kansas City, Mo.</b>					
M11	—	—	vs. TCU	L	65-67

Season Boxscore

Captains: Thomas Gipson, Nino Williams

No	Player	GP	GS	Min	Avg	TOTAL			3-PTS			REBOUNDS					Pts	Avg								
						FG	FGA	Pct	3FG	FGA	Pct	FT	FTA	Pct	Off	Def			TO	Blk	Stl					
02	Marcus Foster	29	24	807	27.8	116	299	.388	59	170	.347	71	101	.703	8	58	66	2.3	55	0	55	62	2	17	362	12.5
11	Nino Williams	29	28	781	26.9	120	251	.478	3	8	.375	87	105	.829	52	103	155	5.3	97	2	32	37	6	16	330	11.4
42	Thomas Gipson	32	31	920	28.8	118	215	.549	0	0	.000	124	163	.761	57	111	168	5.3	89	1	14	52	18	15	360	11.3
14	Justin Edwards	32	14	675	21.1	75	193	.389	21	71	.296	32	56	.571	36	69	105	3.3	75	0	54	34	11	37	203	6.3
25	Wesley Iwundu	31	24	780	25.2	63	156	.404	6	19	.316	47	79	.595	34	74	108	3.5	65	0	61	62	20	23	179	5.8
23	Nigel Johnson	32	7	572	17.9	51	128	.398	20	59	.339	43	64	.672	11	41	52	1.6	34	0	55	32	0	32	165	5.2
01	Jevon Thomas	31	25	799	25.8	45	119	.378	8	28	.286	42	80	.525	20	72	92	3.0	84	4	102	72	1	35	140	4.5
41	Stephen Hurt	29	5	388	13.4	46	102	.451	4	14	.286	27	39	.692	32	49	81	2.8	54	0	12	31	7	7	123	4.2
05	Tre Harris	21	1	211	10.0	28	56	.500	20	44	.455	4	8	.500	3	15	18	0.9	24	0	11	7	0	5	80	3.8
10	Malek Harris	27	0	336	12.4	21	53	.396	0	3	.000	14	23	.609	17	33	50	1.9	38	0	14	18	0	2	56	2.1
21	Brandon Bolden	17	0	71	4.2	6	12	.500	0	0	.000	3	9	.333	5	10	15	0.9	7	0	1	7	8	2	15	0.9
33	Brian Rohleder	17	1	65	3.8	1	5	.200	0	3	.000	0	2	.000	2	4	6	0.4	14	0	5	3	1	3	2	0.1
40	Shawn Meyer	9	0	11	1.2	0	2	.000	0	0	.000	1	3	.333	0	1	1	0.1	2	0	1	0	0	1	1	0.1
12	Mason Schoen	10	0	9	0.9	0	2	.000	0	2	.000	0	0	.000	2	0	2	0.2	0	0	0	0	0	0	0	0.0
<b>TM TEAM</b>																	<b>59</b>	<b>37</b>	<b>96</b>	<b>3.0</b>	<b>1</b>			<b>7</b>		<b>0</b>
<b>TOTAL</b>		<b>32</b>				<b>690</b>	<b>1593</b>	<b>.433</b>	<b>141</b>	<b>421</b>	<b>.335</b>	<b>495</b>	<b>732</b>	<b>.676</b>	<b>338</b>	<b>677</b>	<b>1015</b>	<b>31.7</b>	<b>639</b>	<b>7</b>	<b>417</b>	<b>424</b>	<b>74</b>	<b>195</b>	<b>2016</b>	<b>63.0</b>
<b>OPPONENTS</b>		<b>32</b>				<b>716</b>	<b>1613</b>	<b>.444</b>	<b>172</b>	<b>514</b>	<b>.335</b>	<b>438</b>	<b>661</b>	<b>.663</b>	<b>311</b>	<b>658</b>	<b>969</b>	<b>30.3</b>	<b>614</b>	<b>-</b>	<b>398</b>	<b>409</b>	<b>136</b>	<b>239</b>	<b>2042</b>	<b>63.8</b>

Numerical Roster

No	Name	Pos	Ht	Wt	Yr-Exp	Hometown (Schools)
1	Jevon Thomas	G	6-0	185	So.-1L	Queens, N.Y. (St. John's [Wis.] Northwest Military Academy)
2	Marcus Foster	G	6-3	210	So.-1L	Wichita Falls, Texas (Hirschi)
5	Tre Harris	G	6-5	195	Fr.-HS	Edwardsville, Ill. (Edwardsville/Fishburne [Va.] Military School)
10	Malek Harris	F	6-8	215	Fr.-HS	Orland Park, Ill. (Sandburg)
11	Nino Williams	F	6-5	220	Sr.-3L^	St. Louis, Mo. (Leavenworth [Kan.])
12	Mason Schoen	G	6-3	190	Jr.-RS	Overland Park, Kan. (Blue Valley Northwest)
14	Justin Edwards	G	6-4	200	Jr.-TR9	Whitby, Ontario (Anderson CVI/Maine)
21	Brandon Bolden	F	6-11	215	So.-TR9	Sumter, S.C. (Quality Education Academy/Georgetown)
23	Nigel Johnson	G	6-1	180	So.-1L	Ashburn, Va. (Riverdale [Md.] Baptist)
25	Wesley Iwundu	G	6-7	205	So.-1L	Houston, Texas (Westfield)
32	Evan Beuder	G	6-5	180	Fr.-HS	Dallas, Texas (Highland Park)
33	Brian Rohleder	G	6-3	215	Jr.-2LS	Wichita, Kan. (Bishop Carroll)
40	Shawn Meyer	G	6-3	215	Sr.-3L	Kansas City, Mo. (Blue Springs South)
41	Stephen Hurt	F	6-11	265	Jr.-TR	Murfreesboro, Tenn. (Siegel/Lipscomb/Northwest Florida JC)
42	Thomas Gipson	F	6-7	265	Sr.-3L	Cedar Hill, Texas (Cedar Hill)
50	D.J. Johnson	F	6-9	250	Jr.-2L	St. Louis, Mo. (Parkway North)

Head Coach: Bruce Weber | Associate Head Coach: Chris Lowery | Assistant Coaches: Alvin Brooks III and Chester Frazier

Season Notes

- K-State finished with a 15-17 overall record, which was the team's first non-winning season since going 13-17 in 2002-03 and snapped a streak of eight consecutive 20-win seasons.
- The Wildcats also finished below .500 (8-10) in Big 12 play for the first time since 2005-06 and snapped a streak of five consecutive seasons with at least 10 wins.
- The team did not participate in postseason play for the first time since 2005-06, snapping a school-record streak of eight consecutive seasons of postseason competition (6 NAAs, 2 NITs).
- The Wildcats did post five wins against AP Top 25 opponents, which tied for the ninth-most nationally, while registering eight victories against postseason teams, including seven which made the NCAA Tournament.
- Three players (Marcus Foster, Thomas Gipson, Nino Williams) were named All-Big 12 honorable mention.

2015-16 [17-16/5-13 Big 12 [t-8th] | Head Coach Bruce Weber

2015-16 [17-16/5-13 Big 12 (t-8th)]

	Overall	Home	Away	Neutral
All Games	17-16	13-5	2-9	2-2
Big 12 Games	5-13	4-5	1-8	—
Non-Conference	12-3	9-0	1-1	2-2

Date	KSU	Opp	Opponent	W/L	Score
<b>Opening Games of the CBE Hall of Fame Classic</b>					
N13	—	—	UMES	W	80-53
N16	—	—	COLUMBIA	W	81-71
N20	—	—	SOUTH DAKOTA	W	93-72
<b>CBE Hall of Fame Classic - Kansas City, Mo.</b>					
N23	—	—	vs. Missouri	W	66-42
N24	—	9	vs. North Carolina	L	70-80
N29	—	—	SOUTH CAROLINA STATE	W	68-66
D4	—	—	at Georgia	W	68-66
D9	—	—	at Coppin State	W	83-58
D12	—	—	at Texas A&M	L	68-78
<b>Wichita Wildcat Classic - Wichita, Kan.</b>					
D19	—	—	COLORADO STATE	W	61-56
D22	—	—	NORTH DAKOTA	W	63-49
D29	—	—	SAINT LOUIS	W	75-47
J2	—	19	WEST VIRGINIA* (20Ts)	L	83-87
J5	—	—	at Texas*	L	57-60
J9	—	2	at Oklahoma*	L	76-86
J12	—	—	TEXAS TECH*	W	83-70
J16	—	17	IOWA STATE*	L	63-76
J20	—	13	at Baylor* (20Ts)	L	72-79
J23	—	—	OKLAHOMA STATE*	W	89-73
J26	—	9	at West Virginia*	L	55-70
<b>Big 12/SEC Challenge - Manhattan, Kan.</b>					
J30	—	—	OLE MISS	W	69-64
F3	—	7	at Kansas*	L	59-77
F6	—	1	OKLAHOMA*	W	80-69
F10	—	21	BAYLOR*	L	72-82
F13	—	—	at Oklahoma State* (OT)	L	55-58
F16	—	—	at TCU*	W	63-49
F20	—	2	KANSAS*	L	63-72
F22	—	25	TEXAS*	L	70-71
F27	—	17	at Iowa State*	L	61-80
M2	—	—	TCU*	W	79-54
M5	—	—	at Texas Tech*	L	71-80
<b>Big 12 Championship - Kansas City, Mo.</b>					
M9	—	—	vs. Oklahoma State	W	75-71
M10	—	1	vs. Kansas	L	63-85

Season Boxscore

Captains: Justin Edwards, Stephen Hurt, Brian Rohleder

No	Player	GP	GS	Min	Avg	TOTAL			3-PTS			REBOUNDS					Pts	Avg								
						FG	FGA	Pct	3FG	FGA	Pct	FT	FTA	Pct	Off	Def			TO	Blk	Stl					
14	Justin Edwards	33	30	1042	31.6	145	328	.442	38	117	.325	90	130	.692	81	115	196	5.9	72	1	92	72	16	58	418	12.7
25	Wesley Iwundu	33	33	1070	32.4	140	293	.478	6	30	.200	108	156	.692	39	111	150	4.5	78	0	123	95	8	44	394	11.9
32	Dean Wade	33	31	871	26.4	111	256	.434	26	89	.292	80	122	.656	67	101	168	5.1	88	0	37	31	17	20	328	9.9
03	Kamau Stokes	21	20	564	26.9	62	170	.365	35	103	.340	39	54	.722	13	45	58	2.8	49	0	57	44	0	20	198	



## 2016-17 [21-14/8-10 Big 12 [6th] | Head Coach Bruce Weber

### 2016-17 [21-14/8-10 Big 12 (6th)]

		Overall	Home	Away	Neutral
All Games		21-14	12-5	6-6	3-3
Big 12 Games		8-10	4-5	4-5	—
Non-Conference		13-4	8-0	2-1	3-3

Date	KSU	Opp	Opponent	W/L	Score
N11	—	—	WESTERN ILLINOIS	W	82-55
N15	—	—	OMAHA	W	81-68
<b>Opening Games of the Barclays Center Classic</b>					
N20	—	—	HAMPTON	W	89-67
N22	—	—	ROBERT MORRIS	W	61-40
<b>Barclays Center Classic - Brooklyn, N.Y.</b>					
N25	—	—	vs. Boston College	W	72-54
N26	—	—	vs. Maryland	L	68-69
N30	—	—	GREEN BAY	W	80-61
D3	—	—	at Saint Louis	W	84-53
D6	—	—	PRAIRIE VIEW A&M	W	74-55
<b>Wildcat Classic - Kansas City, Mo.</b>					
D10	—	—	WASHINGTON STATE	W	70-56
<b>Duel in Denver - Denver, Colo.</b>					
D17	—	—	at Colorado State	W	89-70
D21	—	—	GARDNER-WEBB	W	67-54
D30	—	—	TEXAS*	W	65-62
J3	—	3	at Kansas*	L	88-90
J7	—	—	OKLAHOMA*	W	75-64
J10	25	—	at Texas Tech*	L	65-66
J14	25	1	BAYLOR*	L	68-77
J18	—	—	at Oklahoma State*	W	96-88
J21	—	7	WEST VIRGINIA*	W	79-75
J24	—	—	at Iowa State*	L	65-70
<b>SEC/Big 12 Challenge - Knoxville, Tenn.</b>					
J28	—	—	at Tennessee	L	58-70
F1	—	—	TCU* (OT)	L	80-86
F4	—	2	at Baylor*	W	56-54
F6	—	3	KANSAS*	L	71-74
F11	—	13	at West Virginia*	L	66-85
F15	—	—	IOWA STATE*	L	79-87
F18	—	—	at Texas*	W	64-61
F22	—	—	OKLAHOMA STATE*	L	68-80
F25	—	—	at Oklahoma*	L	51-81
M1	—	—	at TCU*	W	75-74
M4	—	—	TEXAS TECH*	W	61-48
<b>Big 12 Championship - Kansas City, Mo.</b>					
M9	—	9	vs. Baylor	W	70-64
M10	—	11	vs. West Virginia	L	50-51
<b>NCAA First Four - Dayton, Ohio</b>					
M14	—	—	vs. (11) Wake Forest	W	95-88
<b>NCAA South First/Second Rounds - Sacramento, Calif.</b>					
M17	—	18	vs. (6) Cincinnati	L	61-75

### Season Boxscore

Captains: Carlebe Ervin II, Wesley Iwundu, D.J. Johnson

No	Player	GP	GS	Min	Avg	TOTAL			3-PTS			REBOUNDS			Pct	PF	FO	A	TO	Blk	Stl	Pts	Avg				
						FG	FGA	Pct	3FG	FGA	Pct	FT	FTA	Pct										Off	Def	Tot	
25	Wesley Iwundu	35	35	1098	31.4	151	314	.481	32	85	.376	122	159	.767	36	185	221	6.3	63	1	121	81	12	35	456	13.0	
03	Kamau Stokes	35	35	1165	33.3	120	337	.356	64	176	.364	107	140	.764	15	75	90	2.6	77	2	145	100	0	38	411	11.7	
05	Barry Brown, Jr.	35	35	1146	32.7	146	354	.412	44	135	.326	72	117	.615	17	95	112	3.2	68	0	84	61	4	82	408	11.7	
04	D.J. Johnson	34	33	883	26.0	147	236	.623	0	0	.000	91	130	.700	74	119	193	5.7	111	6	15	53	52	24	385	11.3	
32	Dean Wade	35	35	980	28.0	117	236	.496	39	97	.402	53	80	.663	57	101	158	4.5	84	1	64	34	23	26	326	9.3	
20	Xavier Sneed	35	2	639	18.3	78	182	.429	38	112	.339	53	73	.726	29	61	90	2.6	79	0	22	35	7	33	247	7.1	
10	Isaiah Maurice	30	0	265	8.8	41	70	.586	0	3	.000	9	24	.375	18	41	59	2.0	58	0	7	23	17	1	91	3.0	
01	Carlebe Ervin II	35	0	497	14.2	33	68	.485	9	23	.391	18	25	.720	24	64	88	2.5	57	1	49	36	7	22	93	2.7	
11	Brian Patrick	23	0	124	5.4	19	40	.475	12	28	.429	3	7	.429	2	7	9	0.4	8	0	2	4	2	3	53	2.3	
15	Dante Williams	6	0	29	4.8	3	6	.500	0	0	.000	3	3	1.000	3	3	6	1.0	4	0	1	1	5	0	9	1.5	
35	Austin Budke	23	0	109	4.7	6	20	.300	3	13	.231	5	10	.500	4	6	10	0.4	15	0	5	3	1	4	20	0.9	
12	Mason Schoen	13	0	22	1.7	3	6	.500	3	5	.600	0	3	.000	0	1	1	0.1	3	0	2	1	0	0	9	0.7	
13	Zach Winter	15	0	34	2.3	4	9	.444	2	3	.667	0	0	.000	2	2	4	0.3	1	0	3	3	0	3	10	0.7	
24	Pierson McAttee	15	0	26	1.7	1	5	.200	1	3	.333	2	4	.500	3	7	10	0.7	1	0	0	0	0	0	5	0.3	
45	Kade Kinnamon	8	0	8	1.0	0	0	.000	0	0	.000	0	0	.000	0	0	0	0.0	1	0	2	0	0	0	0	0.0	
<b>TM TEAM</b>																											
<b>TOTAL</b>		<b>35</b>				<b>869</b>	<b>1883</b>	<b>.461</b>	<b>247</b>	<b>683</b>	<b>.362</b>	<b>538</b>	<b>775</b>	<b>.694</b>	<b>330</b>	<b>803</b>	<b>1133</b>	<b>32.4</b>	<b>630</b>	<b>11</b>	<b>522</b>	<b>453</b>	<b>130</b>	<b>271</b>	<b>2523</b>	<b>72.1</b>	
<b>OPPONENTS</b>		<b>35</b>				<b>827</b>	<b>1921</b>	<b>.431</b>	<b>250</b>	<b>654</b>	<b>.382</b>	<b>468</b>	<b>642</b>	<b>.729</b>	<b>383</b>	<b>787</b>	<b>1170</b>	<b>33.4</b>	<b>683</b>	<b>-</b>	<b>459</b>	<b>523</b>	<b>114</b>	<b>220</b>	<b>2372</b>	<b>67.8</b>	

### Numerical Roster

No	Name	Pos	Ht	Wt	Yr-Exp	Hometown (Schools)
1	Carlebe Ervin II	G	6-3	202	Sr.-1L	Oklahoma City, Okla. (Edmond North/Connors State College)
2	Cartier Diarra	F	6-4	180	Fr.-HS	Florence, S.C. (West Florence)
3	Kamau Stokes	G	6-0	165	So.-1L	Baltimore, Md. (City College/Fork Union Military Academy)
4	D.J. Johnson	F	6-9	237	Sr.-3L^	St. Louis, Mo. (Parkway North)
5	Barry Brown	G	6-3	195	So.-1L	St. Petersburg, Fla. (Gibbs)
10	Isaiah Maurice	F	6-10	225	Fr.-RS	Durham, N.C. (Bull City [N.C.] Prep)
11	Brian Patrick	G	6-5	200	Fr.-HS	Fort Lauderdale, Fla. (Boyd Anderson)
12	Mason Schoen	G	6-1	180	Jr.-2L	Overland Park, Kan. (Blue Valley Northwest)
13	Zach Winter	G	6-3	208	Sr.-1L	Andover, Kan. (Andover Central/Hutchinson CC)
20	Xavier Sneed	F	6-5	210	Fr.-HS	St. Louis, Mo. (Hazelwood Central)
21	James Love III	F	6-11	230	Fr.-HS	Fort Lauderdale, Fla. (American Heritage)
24	Pierson McAttee	F	6-6	200	Fr.-RS	Manhattan, Kan. (Manhattan)
25	Wesley Iwundu	G	6-7	205	Sr.-3L	Houston, Texas (Westfield)
32	Dean Wade	F	6-10	230	So.-1L	St. John, Kan. (St. John)
35	Austin Budke	F	6-6	227	Sr.-1L	Beloit, Kan. (Beloit/Hutchinson CC)
45	Kade Kinnamon	G	6-0	180	So.-RS	St. John, Kan. (St. John/Seward County CC)

Head Coach: Bruce Weber | Associate Head Coach: Chris Lowery | Assistant Coaches: Chester Frazier and Brad Korn

### Season Notes

- NCAA FIRST FOUR**
- NCAA SOUTH REGIONAL FIRST ROUND**
- K-State was selected to participate in the First Four, where the 11th-seeded Wildcats defeated fellow 11-seed Wake Forest, 95-88, before losing to No. 18 and 6-seed Cincinnati in the NCAA South Regional First Round. It was the 36th overall postseason appearance, including its 29th in the NCAA Tournament.
- The team collected a 20-win season for the 28th time in school history, including the ninth such season in the last 11 seasons. The 21 wins were the most since totaling 27 in 2012-13.
- Among the 21 victories were eight over postseason teams, including NCAA Tournament participants Baylor (twice), Oklahoma State and West Virginia and NIT champion TCU.
- Senior **Wesley Iwundu** and **D.J. Johnson** were named to the Coaches All-Big 12 Teams with Iwundu earning Third Team honors for the second straight year, while Johnson was honorable mention.

## 2017-18 [25-12/10-8 Big 12 [4th] | Head Coach Bruce Weber

### 2017-18 [25-12/10-8 Big 12 (4th)]

		Overall	Home	Away	Neutral
All Games		25-12	14-4	6-5	5-3
Big 12 Games		10-8	6-3	4-5	—
Non-Conference		15-4	8-1	2-0	5-3

Date	KSU	Opp	Opponent	W/L	Score
N10	—	—	AMERICAN	W	83-45
N14	—	—	UMKC	W	72-51
<b>Opening Games of the Las Vegas Invitational</b>					
N17	—	—	UC IRVINE	W	71-49
N20	—	—	NORTHERN ARIZONA	W	80-58
<b>Las Vegas Invitational - Las Vegas, Nev.</b>					
N23	—	—	vs. Arizona State	L	90-92
N24	—	—	vs. George Washington	W	67-59
N29	—	—	ORAL ROBERTS	W	77-68
D3	—	—	at Vanderbilt	W	84-79
D5	—	—	USC UPSTATE	W	86-49
<b>Wichita Wildcat Classic - Wichita, Kan.</b>					
D9	—	—	TULSA	L	54-61
D16	—	—	SE MISSOURI STATE	W	89-71
D20	—	—	at Washington State	W	68-65
D29	—	—	at Iowa State*	W	91-75
J1	—	6	WEST VIRGINIA*	L	69-77
J6	—	18	at Texas Tech*	L	58-74
J10	—	—	OKLAHOMA STATE*	W	86-82
J13	—	12	at Kansas*	L	72-73
J16	—	4	OKLAHOMA*	W	87-69
J20	—	24	TCU*	W	73-68
J22	—	—	at Baylor*	W	90-83
<b>SEC/Big 12 Challenge - Manhattan, Kan.</b>					
J27	—	—	GEORGIA	W	56-51
J29	—	7	KANSAS*	L	56-70
F3	—	15	at West Virginia*	L	51-89
F7	—	—	at Texas*	W	67-64
F10	—	7	TEXAS TECH*	L	47-66
F14	—	—	at Oklahoma State*	W	82-72
F17	—	—	IOWA STATE*	W	78-66
F21	—	—	TEXAS*	W	58-48
F24	—	—	at Oklahoma*	L	77-86
F27	—	—	at TCU*	L	59-66
M3	—	—	BAYLOR*	W	77-67
<b>Big 12 Championship - Kansas City, Mo.</b>					
M8	—	—	vs. TCU (OT)	W	66-64
M9	—	9	vs. Kansas	L	67-83
<b>NCAA South First/Second Rounds - Charlotte, N.C.</b>					
M16	—	—	vs. (8) Creighton	W	69-59
M18	—	—	vs. (16) UMBC	W	50-43
<b>NCAA South Semifinals/Finals - Atlanta, Ga.</b>					
M22	—	18	vs. (5) Kentucky	W	61-58
M24	—	—	vs. (11) Loyola Chicago	L	62-78

### Season Boxscore

Captains: Mason Schoen, Barry Brown, Jr.

No	Player	GP	GS	Min	Avg	TOTAL			3-PTS			REBOUNDS			Pct	PF	FO	A	TO	Blk	Stl	Pts	Avg
						FG	FGA	Pct	3FG	FGA	Pct	FT	FTA	Pct									
32	Dean																						



2018-19 [25-9/14-4 Big 12 [t-1st] | Head Coach Bruce Weber

2018-19 [25-9/14-4 Big 12 (t-1st)]

	Overall	Home	Away	Neutral
All Games	25-9	14-2	7-5	4-2
Big 12 Games	14-4	7-2	7-2	—
Non-Conference	11-5	7-0	0-3	4-2

Date	KSU	Opp	Opponent	W/L	Score
<b>Opening Game of the Paradise Jam</b>					
N9	12	—	KENNESAW STATE	W	56-41
N12	12	—	DENVER	W	64-56
<b>Paradise Jam - St. Thomas, U.S.V.I.</b>					
N16	12	—	vs. Eastern Kentucky	W	95-68
N18	12	—	vs. Penn	W	64-48
N19	12	—	vs. Missouri	W	82-67
N24	12	—	LEHIGH	W	77-58
D1	12	—	at Marquette	L	71-83
D8	16	—	at Tulsa	L	46-47
D15	25	—	GEORGIA STATE	W	71-59
D19	—	—	SOUTHERN MISS	W	55-51
<b>Wildcat Classic - Kansas City, Mo.</b>					
D22	—	—	VANDERBILT	W	69-58
D29	—	—	GEORGE MASON	W	59-58
J2	—	—	TEXAS*	L	47-67
J5	—	11	at Texas Tech*	L	57-63
J9	—	—	WEST VIRGINIA*	W	71-69
J12	—	20	at Iowa State*	W	58-57
J16	—	20	at Oklahoma*	W	74-61
J19	—	—	TCU*	W	65-55
J22	—	14	TEXAS TECH*	W	58-45
<b>SEC/Big 12 Challenge - College Station, Texas</b>					
J26	—	—	at Texas A&M	L	53-65
F2	—	—	at Oklahoma State*	W	75-57
F5	—	13	KANSAS*	W	74-67
F9	—	—	at Baylor*	W	70-63
F12	18	—	at Texas*	W	71-64
F16	18	23	IOWA STATE*	L	64-78
F18	23	—	at West Virginia*	W	65-51
F23	23	—	OKLAHOMA STATE*	W	85-46
F25	16	15	at Kansas*	L	49-64
M2	16	—	BAYLOR*	W	66-60
M4	18	—	at TCU*	W	64-52
M9	18	—	OKLAHOMA*	W	68-53
<b>Big 12 Championship - Kansas City, Mo.</b>					
M14	15	—	vs. TCU	W	70-61
M15	15	—	vs. Iowa State	L	59-63
<b>NCAA South First Round - San Jose, Calif.</b>					
M22	18	—	vs. (13) UC Irvine	L	64-70

Season Boxscore

Captains: Barry Brown, Jr., Kamau Stokes, Dean Wade

No	Player	GP	GS	Min	Avg	TOTAL			3-PTS			REBOUNDS					Pct	Avg	PF	FO	A	TO	Blk	Stl	Pts	Avg
						FG	FGA	Pct	FT	FTA	Pct	Off	Def	Tot												
05	Barry Brown, Jr.	34	34	1189	35.0	184	425	.433	42	141	298	88	124	710	14	125	139	4.1	73	1	96	65	5	65	498	14.6
32	Dean Wade	25	25	761	30.4	122	248	.492	23	55	418	56	71	789	53	102	155	6.2	52	3	70	36	12	21	323	12.9
03	Kamau Stokes	33	32	1065	32.3	118	311	.379	67	186	360	60	81	741	12	82	94	2.8	56	0	110	58	5	42	363	11.0
20	Xavier Sneed	33	33	1014	30.7	118	298	.396	54	156	346	59	88	670	45	137	182	5.5	76	2	64	41	10	45	349	10.6
14	Makol Mawien	34	34	754	22.2	100	190	.526	2	8	250	35	51	686	62	103	165	4.9	83	2	11	58	23	18	237	7.0
02	Cartier Diarra	26	9	662	25.5	55	136	.404	27	74	365	40	57	702	19	66	85	3.3	53	1	44	44	8	24	177	6.8
00	Mike McGuirl	34	2	572	16.8	44	120	.367	18	65	277	17	27	630	16	35	51	1.5	56	0	42	23	2	25	123	3.6
23	Austin Trice	28	1	215	7.7	19	32	.594	0	0	0.000	14	42	.333	26	45	71	2.5	23	0	3	8	5	2	52	1.9
34	Levi Stockard III	32	0	250	7.8	25	45	.556	0	0	0.000	7	17	.412	20	28	48	1.5	39	0	4	18	3	6	57	1.8
01	Shaun Neal-Williams	30	0	212	7.1	14	58	.241	7	31	226	7	12	.583	8	25	33	1.1	22	0	19	15	2	8	42	1.4
24	Pierson McAttee	15	0	30	2.0	3	5	.600	1	3	.333	0	2	.000	1	7	8	0.5	1	0	0	1	1	0	7	0.5
21	James Love III	19	0	49	2.6	3	5	.600	0	0	0.000	0	0	.000	2	5	7	0.4	13	1	0	2	0	0	6	0.3
45	Nigel Shadd	13	0	18	1.4	1	3	.333	0	0	0.000	0	2	.000	1	4	5	0.4	1	0	1	0	0	0	2	0.2
35	Patrick Muldoon	8	0	9	1.1	0	2	.000	0	2	.000	0	0	.000	1	3	4	0.5	2	0	0	2	0	0	0	0.0
<b>TM TEAM</b>																	<b>45</b>	<b>40</b>	<b>85</b>	<b>2.5</b>	<b>1</b>			<b>14</b>		<b>0</b>
<b>TOTAL</b>		<b>34</b>				<b>806</b>	<b>1878</b>	<b>.429</b>	<b>241</b>	<b>721</b>	<b>.334</b>	<b>383</b>	<b>574</b>	<b>.667</b>	<b>325</b>	<b>807</b>	<b>1132</b>	<b>33.3</b>	<b>551</b>	<b>10</b>	<b>464</b>	<b>385</b>	<b>76</b>	<b>256</b>	<b>2236</b>	<b>65.8</b>
<b>OPPONENTS</b>		<b>34</b>				<b>717</b>	<b>1728</b>	<b>.415</b>	<b>233</b>	<b>741</b>	<b>.314</b>	<b>358</b>	<b>531</b>	<b>.674</b>	<b>279</b>	<b>814</b>	<b>1093</b>	<b>32.1</b>	<b>561</b>	<b>—</b>	<b>391</b>	<b>504</b>	<b>95</b>	<b>213</b>	<b>2025</b>	<b>59.6</b>

Numerical Roster

No	Name	Pos	Ht	Wt	Yr-Exp	Hometown (Schools)
00	Mike McGuirl	G	6-2	195	So.-1L	Ellington, Conn. (East Catholic)
1	Shaun Neal-Williams	G	6-3	170	Fr.-HS	St. Louis, Mo. (Hazelwood Central)
2	Cartier Diarra	G	6-4	195	So.-1L	Florence, S.C. (West Florence)
3	Kamau Stokes	G	6-0	170	Sr.-3L	Baltimore, Md. (City College/Fork Union Military Academy)
4	Goodnews Kpegeol	G	6-6	180	Fr.-HS	St. Paul, Minn. (North/Taylor Made Prep [Fla.])
5	Barry Brown, Jr.	G	6-3	195	Sr.-3L	St. Petersburg, Fla. (Gibbs)
14	Makol Mawien	F	6-9	245	Jr.-1L	West Valley City, Utah (Granger/New Mexico Junior College)
20	Xavier Sneed	F	6-5	220	Jr.-2L	St. Louis, Mo. (Hazelwood Central)
21	James Love III	F	6-11	225	So.-1L	Fort Lauderdale, Fla. (American Heritage)
23	Austin Trice	F	6-7	235	Jr.-TR	Chicago, Ill. (Hale Franciscan/Wabash Valley College)
24	Pierson McAttee	F	6-6	200	Jr.-2L	Manhattan, Kan. (Manhattan)
32	Dean Wade	F	6-10	228	Sr.-3L	St. John, Kan. (St. John)
34	Levi Stockard III	F	6-8	240	So.-1L	St. Louis, Mo. (Vashon)
35	Patrick Muldoon	F	6-7	210	Jr.-FR#	Basehor, Kan. (Basehor-Linwood/Eastern Illinois)
45	Nigel Shadd	F	6-9	250	Fr.-RS&	Mesa, Ariz. (Tri-City Christian Academy)

Head Coach: Bruce Weber | Associate Head Coach: Chris Lowery | Assistant Coaches: Chester Frazier and Brad Korn

Season Notes

- NCAA SOUTH REGIONAL FIRST ROUND  
BIG 12 CONFERENCE CHAMPIONS  
FINAL RANKING: No. 18 (AP), No. 19 (USA Today/ESPN)
- K-State earned a share of the Big 12 regular-season title for the second time in school history. The program now has collected 21 conference championships, including 19 won in the regular season.
- The Wildcats won 25 games in consecutive seasons for the first time in school history. The team was one of 24 nationally (15 in power conferences) with 25 wins in both 2017-18 and 2018-19.
- K-State advanced to NCAA Tournament for the 31st time in school history, including the third consecutive season.
- The team had one of the top defenses in the country, allowing just 59.6 points per game, which ranked fourth nationally.
- Senior Barry Brown, Jr., and Dean Wade were named First Team All-Big 12, while Brown was the Defensive Player of the Year.

2019-20 [11-21/3-15 Big 12 [10th] | Head Coach Bruce Weber

2019-20 [11-21/3-15 Big 12 (10th)]

	Overall	Home	Away	Neutral
All Games	11-21	9-8	1-10	1-3
Big 12 Games	3-15	3-6	0-9	—
Non-Conference	8-6	6-2	1-1	1-3

Date	KSU	Opp	Opponent	W/L	Score
N5	—	—	NORTH DAKOTA STATE	W	67-54
N9	—	—	at UNLV (OT)	W	60-56
<b>Opening Games of the Fort Myers Tipoff</b>					
N13	—	—	MONMOUTH	W	73-54
N19	—	—	ARKANSAS-PINE BLUFF	W	62-51
<b>Fort Myers Tipoff - Fort Myers, Fla.</b>					
N25	—	—	vs. Pittsburgh	L	59-63
N27	—	—	vs. Bradley	L	60-73
D2	—	—	FLORIDA A&M	W	76-58
<b>Big 12/Big East Battle - Manhattan, Kan.</b>					
D7	—	—	MARQUETTE	L	65-73
D11	—	—	ALABAMA STATE	W	86-41
<b>Never Forget Tribute Classic - Newark, N.J.</b>					
D14	—	—	vs. Mississippi State	L	61-67
<b>Wildcat Classic - Kansas City, Mo.</b>					
D21	—	—	SAINT LOUIS	L	63-66
D29	—	—	TULSA	W	69-67
J4	—	—	at Oklahoma*	L	61-66
J7	—	—	TCU*	L	57-59
J11	—	—	at Texas*	L	50-64
J14	—	23	TEXAS TECH*	L	63-77
J18	—	12	WEST VIRGINIA*	W	84-68
J21	—	3	at Kansas*	L	60-81
<b>Big 12/SEC Challenge - Tuscaloosa, Ala.</b>					
J25	—	—	at Alabama	L	74-77
J29	—	—	OKLAHOMA*	W	61-53
F1	—	12	at West Virginia*	L	57-66
F3	—	1	BAYLOR*	L	67-73
F8	—	—	at Iowa State*	L	63-73
F11	—	—	OKLAHOMA STATE*	L	59-64
F15	—	—	at TCU*	L	57-68
F19	—	—	at Texas Tech*	L	62-69
F22	—	—	TEXAS*	L	59-70
F25	—	2	at Baylor*	L	66-85
F29	—	1	KANSAS*	L	58-62
M4	—	—	at Oklahoma State*	L	63-69
M7	—	—	IOWA STATE*	W	79-63
<b>Big 12 Championship - Kansas City, Mo.</b>					
M11	—	—	vs. TCU	W	53-49
M12	—	5	vs. Baylor	cancelled	

Season Boxscore

Captains: Makol Mawien, Pierson McAttee, Xavier Sneed

No	Player	GP	GS	Min	Avg	TOTAL			3-PTS			REBOUNDS					Pct	Avg	PF	FO	A	TO	Blk	Stl	Pts	Avg
						FG	FGA	Pct	FT	FTA	Pct	Off	Def	Tot												
20	Xavier Sneed	32	32	1040	32.5	140	384	.365	59	194	304	116	168	.690	28	124	152	4.8	88	1	54	51	10	58	455	14.2
02	Cartier Diarra	32	27	996	31.1	148	359	.412	51	167	305	79	118	.669	21	101	122	3.8	77	4	134	103	10	58	426	13.3
14	Makol Mawien	32	32	681	21.3	89	194	.459	3	10	300	57	76	.750	53	120	173	5.4	100							



## 2020-21 [9-20/4-14 Big 12 [9th] | Head Coach Bruce Weber

### 2020-21 [9-20/4-14 Big 12 (10th)]

	Overall	Home	Away	Neutral
All Games	9-20	6-12	2-7	1-1
Big 12 Games	4-14	2-7	2-7	—
Non-Conference	5-6	4-5	0-0	1-1

Date	KSU	Opp	Opponent	W/L	Score
<b>Little Apple Classic - Manhattan, Kan.</b>					
N25	—	—	DRAKE	L	70-80
N27	—	—	COLORADO	L	58-76
N30	—	—	KANSAS CITY	W	62-58
D5	—	—	UNLV	L	58-68

<b>Big 12/BIG EAST Battle - Indianapolis, Ind.</b>					
D8	—	—	at Butler	—	—
D8	—	—	FORT HAYS STATE	L	68-81
D11	—	—	MILWAUKEE	W	76-75
D15	—	—	at Iowa State*	W	74-65
D19	—	2	BAYLOR*	L	69-100
D21	—	—	JACKSONVILLE	W	70-46
D29	—	—	OMAHA	W	60-58
J2	—	—	TCU*	L	60-67
J5	—	18	at Texas Tech*	L	71-82
J9	—	—	OKLAHOMA STATE*	L	54-70
J16	—	4	at Texas*	L	67-82
J19	—	—	at Oklahoma*	L	50-76
J23	—	14	WEST VIRGINIA*	L	47-69
J27	—	2	at Baylor*	L	59-107

<b>SEC/Big 12 Challenge - Manhattan</b>					
J30	—	—	TEXAS A&M	L	61-68
F2	—	23	at Kansas*	L	51-74
F6	—	13	TEXAS TECH*	L	62-73
F9	—	13	TEXAS*	L	77-80
F13	—	23	at Oklahoma State*	L	60-67
F17	—	23	KANSAS*	L	41-59
F20	—	—	at TCU*	W	62-54
F23	—	7	OKLAHOMA*	W	62-57
F27	—	10	at West Virginia*	L	43-65
M6	—	—	IOWA STATE*	W	61-56

<b>Big 12 Championship - Kansas City, Mo.</b>					
M10	—	—	vs. TCU	W	71-50
M11	—	2	vs. Baylor	L	68-74

### Season Boxscore

Captains: Mike McGuirl

No	Player	GP	GS	Min	Avg	TOTAL			3-PTS			REBOUNDS			Pct	FT	FTA	Pct	Off	Def	Tot	Avg	PF	FO	A	TO	Blk	Stl	Pts	Avg
						FG	FGA	Pct	3FG	FGA	Pct	FT	FTA	Pct																
24	Nijel Pack	24	24	803	33.5	109	261	.418	60	148	.405	27	34	.794	14	74	.88	3.7	49	0	91	49	0	28	305	12.7				
00	Mike McGuirl	29	29	995	34.3	112	315	.356	60	190	.316	58	76	.763	18	91	109	3.8	74	1	103	77	2	30	342	11.8				
03	Dajuan Gordon	25	22	713	28.5	81	216	.375	18	83	.217	48	63	.762	36	102	138	5.5	62	0	35	60	1	30	228	9.1				
21	Davion Bradford	29	25	608	21.0	90	145	.621	0	0	.000	43	73	.589	49	77	126	4.3	71	1	6	38	12	5	223	7.7				
02	Selton Miguel	29	22	798	27.5	70	212	.330	20	89	.225	48	70	.686	23	66	89	3.1	68	2	64	72	4	26	208	7.2				
11	Antonio Gordon	21	12	512	24.4	49	112	.438	6	35	.171	18	28	.643	50	71	121	5.8	43	0	18	31	7	12	122	5.8				
01	Kaosi Ezeagu	19	6	321	16.9	37	66	.561	0	0	.000	24	52	.462	21	40	61	3.2	49	2	6	24	13	7	98	5.2				
05	Rudi Williams	27	4	490	18.1	50	124	.403	15	51	.294	14	19	.737	13	56	69	2.6	27	0	37	34	2	11	129	4.8				
23	Montavious Murphy	4	1	50	12.5	4	9	.444	0	1	.000	3	4	.750	6	1	7	1.8	2	0	1	2	0	0	11	2.8				
12	Carlton Liguand, Jr.	17	0	112	6.6	16	35	.457	4	11	.364	2	4	.500	7	15	22	1.3	12	0	3	5	2	2	38	2.2				
22	Luke Kasubke	16	0	256	16.0	10	39	.256	5	27	.185	10	15	.667	5	15	20	1.3	17	0	13	11	1	6	35	2.2				
04	Seryee Lewis	18	0	96	5.3	15	24	.625	0	0	.000	6	14	.429	6	14	20	1.1	17	0	0	7	0	4	36	2.0				
35	Joe Petrakis	11	0	33	3.0	5	13	.385	3	7	.429	2	4	.500	2	3	5	0.5	1	0	0	0	0	0	15	1.4				
14	Drew Honas	9	0	13	1.4	1	6	.167	0	3	.000	0	0	.000	0	2	2	0.2	0	0	0	0	0	0	2	0.2				
<b>TM TEAM</b>																	<b>46</b>	<b>30</b>	<b>76</b>	<b>2.6</b>	<b>0</b>			<b>21</b>			<b>0</b>			
<b>TOTAL</b>		<b>29</b>				<b>649</b>	<b>1577</b>	<b>.412</b>	<b>191</b>	<b>645</b>	<b>.296</b>	<b>303</b>	<b>456</b>	<b>.664</b>	<b>296</b>	<b>657</b>	<b>953</b>	<b>32.9</b>	<b>492</b>	<b>6</b>	<b>377</b>	<b>431</b>	<b>44</b>	<b>161</b>	<b>1792</b>	<b>61.8</b>				
<b>OPPONENTS</b>		<b>29</b>				<b>720</b>	<b>1566</b>	<b>.460</b>	<b>232</b>	<b>636</b>	<b>.365</b>	<b>365</b>	<b>494</b>	<b>.739</b>	<b>256</b>	<b>699</b>	<b>955</b>	<b>32.9</b>	<b>442</b>	<b>-</b>	<b>391</b>	<b>386</b>	<b>90</b>	<b>227</b>	<b>2037</b>	<b>70.2</b>				

### Numerical Roster

No	Name	Pos	Ht	Wt	Yr-Exp	Hometown (Schools)
00	Mike McGuirl	G	6-3	195	Sr.-3L	Ellington, Conn. (East Catholic)
1	Kaosi Ezeagu	F	6-10	255	So.-RS	Brampton, Ontario (GTA Prep/UTEP)
2	Selton Miguel	G	6-4	210	Fr.-HS	Luanda, Angola (West Oaks Academy [Fla.])
3	Dajuan Gordon	G	6-4	190	So.-1L	Chicago, Ill. (Curie Metropolitan)
4	Seryee Lewis	F	6-9	230	Fr.-HS	Chicago, Ill. (Compass Prep [Ariz.])
5	Rudi Williams	G	6-3	182	Jr.-TR	Hamilton, Ontario (Forest Trail [N.C.]/NE Oklahoma A&M College)
11	Antonio Gordon	F	6-9	215	So.-1L	Lawton, Okla. (Eisenhower)
12	Carlton Liguand, Jr.	F	7-0	215	So.-TR	San Antonio, Texas (Stevens/Temple College [Texas])
14	Drew Honas	G	6-2	170	Jr.-TR	Medicine Lodge, Kan. (Medicine Lodge/Pratt Community College)
21	Davion Bradford	F	7-0	265	Fr.-HS	St. Louis, Mo. (Mehilville)
22	Luke Kasubke	G	6-5	190	Fr.-HS	St. Louis, Mo. (Chaminade)
23	Montavious Murphy	F	6-9	230	So.-1L	Spring, Texas (Concordia Lutheran)
24	Nijel Pack	G	6-0	180	Fr.-HS	Indianapolis, Ind. (Lawrence Central)
35	Joe Petrakis	F	6-9	220	So.-RS	Wichita, Kan. (Valley Center/Dodge City College)

Head Coach: Bruce Weber | Associate Head Coach: Chris Lowery | Assistant Coaches: Jermaine Henderson and Shane Southwell

### Season Notes

- In one of the most challenging seasons in school history, K-State had to navigate COVID-19 protocols on a near daily basis while fielding one of the nation's youngest teams. The nine wins were the fewest in a season since also posting nine in 1999-2000.
- The Wildcats did respond by winning 4 of their last 6 games, including a home victory over No. 7 Oklahoma and a win at the Phillips 66 Big 12 Championship for the sixth straight season.
- The team was one of the youngest in the country, as it returned just four lettermen while welcoming eight newcomers. The average age of 19.6 years ranked 336th out of 347 teams in Division I.
- Three true freshmen (**Davion Bradford**, **Selton Miguel** and **Nijel Pack**) started in 17 games, including 12 in Big 12 play. The 71 combined starts by freshmen ranked second nationally to Kentucky's 72, while the 17 games with at least three true freshman starters placed third behind Duke (19) and Kentucky (18).
- Senior **Mike McGuirl** was named honorable mention All-Big 12.

## 2021-22 [14-17/6-12 Big 12 [9th] | Head Coach Bruce Weber

### 2021-22 [14-17/6-12 Big 12 (9th)]

	Overall	Home	Away	Neutral
All Games	14-17	9-7	5-7	0-3
Big 12 Games	6-12	3-6	3-6	—
Non-Conference	8-5	6-1	2-1	0-3

Date	KSU	Opp	Opponent	W/L	Score
N10	—	—	FLORIDA A&M	W	67-57
N17	—	—	OMAHA	W	79-64
<b>Hall of Fame Classic - Kansas City, Mo.</b>					
N22	—	13	vs. Arkansas	L	64-72
N23	—	14	vs. Illinois	L	64-72
N28	—	—	NORTH DAKOTA	W	84-42
D1	—	—	UALBANY	W	71-43
D5	—	—	at Wichita State	W	65-59

<b>BIG EAST/Big 12 Battle - Manhattan, Kan.</b>					
D8	—	—	MARQUETTE	L	63-64
D12	—	—	GREEN BAY	W	82-64
D19	—	—	at Nebraska	W	67-58
D21	—	—	MCNEESE	W	74-59
D29	—	—	NORTH FLORIDA	—	—
J1	—	—	at Oklahoma*	L	69-71
J4	—	14	TEXAS*	L	57-70
J8	—	—	at West Virginia*	L	68-71
J12	—	—	TCU*	L	57-60
J15	—	19	TEXAS TECH*	W	62-51
J18	—	23	at Texas*	W	66-65
J22	—	7	KANSAS*	L	75-78
J25	—	4	at Baylor*	L	49-74

<b>Big 12/SEC Challenge - Oxford, Miss</b>					
J30	—	—	at Ole Miss	L	56-67
F2	—	—	OKLAHOMA STATE*	W	71-68
F5	—	—	at TCU*	W	75-63
F9	—	10	BAYLOR*	L	60-75
F12	—	—	at Iowa State* (OT)	W	75-69
F14	—	—	WEST VIRGINIA*	W	78-73
F19	—	—	at Oklahoma State* (OT)	L	79-82
F22	—	5	at Kansas*	L	83-102
F26	—	—	IOWA STATE*	L	73-74
F28	—	12	at Texas Tech*	L	68-73
M5	—	—	OKLAHOMA*	L	71-78

<b>Big 12 Championship - Kansas City, Mo.</b>					
M9	—	—	vs. West Virginia	L	67-73

### Season Boxscore

Captains: Mike McGuirl, Mark Smith

No	Player	GP	GS	Min	Avg	TOTAL			3-PTS			REBOUNDS			Pct	FT	FTA	Pct	Off	Def	Tot	Avg	PF	FO	A	TO	Blk	Stl	Pts	Avg
						FG	FGA	Pct	3FG	FGA	Pct	FT	FTA	Pct																
24	Nijel Pack	29	28	961	33.1	175	385	.455	95	218	.436	60	71	.845	22	88	110	3.8	49	0	65	43	3	39	505	17.4				
13	Mark Smith	31	31	982	31.7	133	296	.449	38	105	.362	90	127	.709	54	206	260	8.4	83	2	54	58	1	33	394	12.7				
01	Markquis Nowell	27	21	822	30.4	112	290	.386	43	140	.307	68	82	.829	11	82	9													



History

Exhibition History (70-20)

Home: 55-9 (49-9 at Bramlage Coliseum) | Away: 10-7 | Neutral: 5-4

1/17/1964	K-State 92, Peru 60
11/23/1973	K-State 74, Yugoslavia 62
1/19/1978	K-State 57, Soviet Union 54
11/29/1979	K-State, 122, University of Windsor (Canada) 39
7/4/1981	K-State 87, Japan 68*
7/5/1981	K-State 88, Czechoslovakia 70*
7/7/1981	K-State 114, China 80*
7/9/1981	K-State 79, Czechoslovakia 73*
7/11/1981	K-State 99, Japan 64*
7/12/1981	K-State 90, China 60*
11/17/1983	K-State 79, Brandon University (Canada) 48
11/14/1987	K-State 88, Spirit Express 51
11/9/1988	K-State 97, Athletes in Action 91
11/18/1988	K-State 85, Denmark 66
11/9/1989	K-State 101, Brisbane (Australia) 66
11/18/1989	K-State 106, Athletes in Action 94
11/14/1990	K-State 89, Czechoslovakian National Team 80
11/19/1990	K-State 90, Michigan AAU 81
11/7/1991	K-State 63, Ukrainian National Team 57
11/15/1991	K-State 111, Michigan AAU 90
11/18/1992	K-State 92, Fort Hood 77
11/23/1992	K-State 84, Cuban National Team 72
5/15/1993	Finnish National Team 81, K-State 68#
5/16/1993	Finnish National Under-22 Team 82, K-State 74#
5/18/1993	K-State 73, Finnish National Under-22 Team 72#
5/19/1993	Finnish National Team 103, K-State 82#
5/21/1993	Polish National Team 64, K-State 62#
5/22/1993	Swedish National Team 72, K-State 60#
5/23/1993	Czech National Team 89, K-State 58#
11/17/1993	K-State 85, Slovenia National Team 51
11/22/1993	K-State 101, Fort Hood 80
11/8/1994	K-State 99, Russian Select Team 62
11/11/1994	Marathon Oil 89, K-State 83
11/11/1995	K-State 74, Zagreb Club (Croatia) 61
11/18/1995	K-State 92, Pella Windows 86
11/15/1996	Adelaide (Australia) 74, K-State 62
11/8/1996	K-State 80, NBC Thunder 63
11/7/1997	NBC Thunder 85, K-State 73
11/10/1997	K-State 97, California All-Stars 89
11/3/1998	California All-Stars 77, K-State 74
11/7/1998	NBC Thunder 83, K-State 79
11/5/1999	K-State 79, California All-Stars 78
11/11/1999	NBC Thunder 75, K-State 59
11/6/2000	Global Sports 78, K-State 73 (OT)
11/14/2000	K-State 97, California All-Stars 96
11/1/2001	Global Sports 58, K-State 57
11/8/2001	K-State 74, NBC Thunder 64
11/7/2002	EA Sports All-Stars 91, K-State 81
11/13/2002	K-State 95, Athletes First 68
11/6/2003	EA Sports All-Stars 79, K-State 67
11/15/2003	K-State 70, Global Sports 68
10/9/2004	K-State 80, Simon Fraser University 73^
10/10/2004	K-State 68, Langara College 55^
10/10/2004	University of British Columbia 89, K-State 84 (OT)^
10/11/2004	K-State 92, University of Victoria 64^
11/3/2004	K-State 71, EA Sports All-Stars 59
11/11/2004	K-State 88, Pittsburg State 69
11/3/2005	K-State 62, EA Sports All-Stars 53
11/10/2005	K-State 79, Emporia State 75
11/4/2006	K-State 94, Washburn 90 (3 OTs)
11/3/2007	K-State 95, Fort Hays State 59
11/9/2008	K-State 81, Washburn 57
11/8/2009	K-State 89, Pittsburg State 53
11/2/2010	K-State 83, Newman 56
11/7/2010	K-State 90, Washburn 44
11/6/2011	K-State 90, Fort Hays State 60
8/10/2012	Sao Jose dos Campos 81, K-State 67%
8/11/2012	K-State 79, Mogi Das Cruzes 72%
8/12/2012	K-State 59, Pindamonhangaba 42%
8/13/2012	Tijuca 77, K-State 75%
10/30/2012	K-State 81, Washburn 61
11/4/2012	K-State 81, Emporia State 51
11/1/2013	K-State 75, Pittsburg State 54
11/9/2014	K-State 68, Washburn 56
10/30/2015	K-State 80, Emporia State 42
11/6/2015	K-State 70, Fort Hays State 52
8/10/2016	LCC International 82, K-State 75&
8/11/2016	K-State 97, BC Silute 80&
8/13/2016	K-State 90, Italian Select 55&
8/16/2016	Kosovo National Team 85, K-State 74&
8/18/2016	K-State 68, BBC Lausanne 47&
10/28/2016	K-State 85, Pittsburg State 72
11/4/2016	K-State 73, Washburn 58
10/21/2017	K-State 78, Missouri State 62!
10/28/2017	K-State 79, Fort Hays State 56
11/3/2017	K-State 77, Emporia State 44
11/2/2018	K-State 79, Pittsburg State 39
10/25/2019	K-State 86, Emporia State 49
10/30/2019	K-State 66, Washburn 56
11/4/2021	K-State 78, Pittsburg State 59

\*The third annual Kirin World Basketball Championships featured games at various locations in Japan.  
 K-State, representing the U.S., won the title with a 6-0 record.  
 #K-State played seven games at various locations in the Netherlands, Sweden and Finland.  
 ^Exhibition tour to Vancouver, British Columbia.  
 &Exhibition tour to Sao Paulo and Rio de Janeiro, Brazil.  
 !Exhibition tour of Italy and Switzerland.  
 !Hurricane Benefit Game

Game Highs

Most Points

**K-State:** 122 vs. University of Windsor (11/29/1979)  
**Opponent:** 103, Finnish National Team (5/19/1993)  
**Combined:** 201, K-State 111, Michigan AAU 90 (11/15/1991)

Most Points/Half

**K-State:** 65 (2nd) vs. Michigan AAU (11/15/1991)  
**Opponent:** 58 (2nd) by Athletes in Action (11/18/1989)

Fewest Points

**K-State:** 57 vs. Soviet Union (1/19/1978)  
 57 vs. Global Sports (11/1/2001)  
**Opponent:** 39 by University of Windsor (11/29/1979)  
 39 by Pittsburg State (11/2/2018)  
**Combined:** 111, Kansas State 57, Soviet Union 54 (1/19/1978)

Fewest Points/Half

**K-State:** 25 (2nd) vs. NBC Thunder (11/11/1999)  
**Opponent:** 12 (1st) vs. Pindamonhangaba (8/12/2012)

Most Field Goals Made

**K-State:** 47 vs. Michigan AAU (11/15/1991)  
**Opponent:** 36 by Athletes in Action (11/9/1988)  
 36 by Washburn (11/4/2006)

Fewest Field Goals Made

**K-State:** 19 vs. NBC Thunder (11/11/1999)  
**Opponent:** 13 by Emporia State (10/30/2015)  
 13 by Pittsburg State (11/2/2018)

Most Field Goals Attempted

**K-State:** 92 vs. Michigan AAU (11/15/1991)  
**Opponent:** 87 by Washburn (11/4/2006)

Highest Field Goal Percentage

**K-State:** 60.7 (34-56) vs. Athletes in Action (11/9/1988)  
**Opponent:** 52.2 (35-67) by EA Sports All-Stars (11/7/2002)

Lowest Field Goal Percentage

**K-State:** 31.1 (19-61) vs. NBC Thunder (11/11/1999)  
**Opponent:** 19.2 (13-66) by Pittsburg State (11/2/2018)

Highest Field Goal Percentage/Half

**K-State:** 65.4 (17/26 2nd) vs. Brandon (11/17/1983)  
**Opponent:** 60.0 (18/30 2nd) vs. Cuban National Team (11/23/1992)

Lowest Field Goal Percentage/Half

**K-State:** 25.0 (9/36 1st) vs. NBC Thunder (11/8/2001)  
**Opponent:** 15.0 (3/20 1st) by Emporia State (10/30/2015)

Most 3-Point Field Goals Made

**K-State:** 11 vs. Emporia State (10/25/2019)  
**Opponent:** 14 by NBC Thunder (10/28/2016)  
 14 by EA Sports All-Stars (11/7/2002)  
 14 by Washburn (10/30/2019)

Fewest 3-Point Field Goals Made

**K-State:** 2 vs. NBC Thunder (11/8/2001)  
 2 vs. Pittsburg State (11/11/2004)  
**Opponent:** 1 by Cuban National Team (11/23/1992)

Most 3-Point Field Goals Attempted

**K-State:** 31 vs. Emporia State (10/25/2019)  
**Opponent:** 45 by Washburn (10/30/2019)

Fewest 3-Point Field Goals Attempted

**K-State:** 8 vs. Zagreb Croatia (11/11/1995)  
**Opponent:** 4 by Cuban National Team (11/23/1992)

Highest 3-Point Field Goal Percentage (minimum 10 attempts)

**K-State:** 53.8 (7-13) vs. Michigan AAU (11/15/1991)  
**Opponent:** 57.9 (11-19) by Danish National Team (11/18/1988)

Most Free Throws Made

**K-State:** 32 vs. Washburn (11/4/2006)  
**Opponent:** 23 by Washburn (11/9/2008)

Most Free Throws Attempted

**K-State:** 47 vs. Washburn (11/4/2006)  
**Opponent:** 37 by Washburn (11/9/2008)

Most Rebounds

**K-State:** 66 vs. Michigan AAU (11/15/1991)  
**Opponent:** 62 by Washburn (11/4/2006)

Fewest Rebounds

**K-State:** 22 vs. Soviet National Team (1/19/1977)  
**Opponent:** 21 by Danish National Team (11/18/1988)

Most Assists

**K-State:** 29 vs. Brisbane (11/9/1989)  
**Opponent:** 27 by Washburn (11/4/2006)

Most Steals

**K-State:** 18 vs. Fort Hays State (11/3/2007)  
**Opponent:** 16 by California All-Stars (11/5/1999)

Most Blocks

**K-State:** 10 vs. Pittsburg State (11/8/2009)  
**Opponent:** 6 by California All-Stars (11/14/2000)  
 6 by EA Sports All-Stars (11/3/2005)  
 6 by Fort Hays State (11/3/2007)

Most Points

**K-State:** 35 by Michael Beasley vs. Fort Hays State (11/3/2007)  
**Opponent:** 33 by V. Carr, Fort Hood AAU (11/18/1992)

Most Field Goals Made

**K-State:** 15 by Michael Beasley vs. Fort Hays State (11/3/2007)  
**Opponent:** 13 by V. Carr, Fort Hood AAU (11/18/1992)

Most Field Goals Attempted

**K-State:** 25 by Michael Beasley vs. Fort Hays State (11/3/2007)  
**Opponent:** 25 by T. Duerod, Michigan AAU (11/15/1991)

Most 3-Point Field Goals Made

**K-State:** 5 by Askia Jones vs. Fort AAU (11/18/1992)  
 5 by Jacob Pullen vs. Pittsburg State (11/8/2009)  
 5 by Rodney McGruder vs. Washburn (11/7/2010)  
**Opponent:** 8 by Michael Nurse, Global Sports (11/6/2000)

Most 3-Point Field Goals Attempted

**K-State:** 10 by Cartier Martin vs. Washburn (11/4/2006)  
**Opponent:** 15 by T. Duerod, Michigan AAU (11/15/1991)

Most Free Throws Made

**K-State:** 10 by Steve Henson vs. Danish National Team (11/18/1988)  
 10 by Steve Henson vs. Athletes in Action (11/18/1989)  
 10 by Cartier Martin vs. Washburn (11/4/2006)  
 10 by Nigel Johnson vs. Pittsburg State (11/1/2013)  
**Opponent:** 10 by Jason Blair, Global Sports (11/15/2003)

Most Free Throws Attempted

**K-State:** 14 by Cartier Martin vs. Washburn (11/4/2006)  
**Opponent:** 11 by Jason Blair, Global Sports (11/15/2003)  
 11 by Devon Branch, Pittsburg State (11/1/2013)

Most Rebounds

**K-State:** 16 by Matt Siebrandt vs. California All-Stars (11/14/2000)  
**Opponent:** 16 by Devon Branch, Pittsburg State (11/1/2013)

Most Assists

**K-State:** 13 by Steve Henson vs. Brisbane (11/9/1989)  
**Opponent:** 11 by Bamforth Scott, Kosovo (8/16/2016)

Most Steals

**K-State:** 6 by Michael Beasley vs. Fort Hays State (11/3/2007)  
**Opponent:** 7 by Keven Biggs, Washburn (10/30/2019)

Most Blocks

**K-State:** 6 by Jordan Henriquez vs. Pittsburg State (11/8/2009)  
**Opponent:** 4 by V. Savchenko, Ukrainian National Team (11/7/1991)

Most Minutes Played

**K-State:** 50 by Cartier Martin vs. Washburn (11/4/2006)  
**Opponent:** 40 by J. Hurst, Brisbane (11/9/1989)



# Wildcats™

2022-23 MEN'S BASKETBALL

## RECORDS

Annual Team Statistics // 134-135  
Team Single-Season Scoring // 136  
Team Single-Game Scoring // 137  
100-Point Games // 138  
Team Single-Game Scoring // 139-140  
Individual Career Scoring // 140  
Individual Career Milestones // 141  
1,000-Point Scorers // 142-143  
Indiv. Single-Season Scoring // 144  
Indiv. Single Season Milestones // 145  
Indiv. Single-Game Scoring // 146  
30-Point Scoring Games // 147  
Standout Performances // 148  
Elite Teammates // 149  
Double-Doubles // 150  
Rebounds // 151-153  
Field Goals // 154-155  
3-Point Field Goals // 156-157  
Free Throws // 158-159  
Assists | Turnovers // 160-161  
Steals // 162  
Blocks // 163  
Games Played | Starts // 164  
Freshman Records // 165  
Class Records // 166-167  
National TV Appearances // 168-169  
Opponent Records // 170-171  
The Last Time // 172



■ Jack Gardner (127-47, [.730], 7 years)

YEAR	GP	FGM	FGA	Pct.	3FGM	3FGA	Pct.	FTM	FTA	Pct.	Off	Def	Tot	Avg.	PF	FO	Ast	TO	Blk	Stl	Pts	Avg.
1946-47	24	403	—	—	—	—	—	325	585	.560	—	—	—	—	494	—	—	—	—	—	1131	47.0
1947-48	28	549	—	—	—	—	—	441	675	.650	—	—	—	—	524	—	—	—	—	—	1539	55.0
1948-49	24	448	1392	.320	—	—	—	307	521	.590	—	—	—	—	501	—	—	—	—	—	1203	50.1
Opp.	409	1452	—	.282	—	—	—	328	543	.604	—	—	—	—	—	—	—	—	—	—	1146	47.8
1949-50	24	581	1639	.350	—	—	—	373	609	.610	—	—	—	—	563	15	—	—	—	—	1535	63.9
Opp.	428	1435	—	.298	—	—	—	384	636	.604	—	—	—	—	489	—	—	—	—	—	1240	51.6
1950-51	29	777	2009	.390	—	—	—	442	698	.630	—	—	1368	47.2	587	10	268	—	—	—	1996	68.8
Opp.	577	1904	—	.303	—	—	—	392	627	.625	—	—	—	—	—	—	—	—	—	—	1546	53.3
1951-52	24	657	1735	.384	—	—	—	478	709	.690	—	—	1225	51.0	563	18	—	—	—	—	1792	74.7
Opp.	551	1780	—	.310	—	—	—	342	583	.587	—	—	—	—	—	—	—	—	—	—	1444	69.0
1952-53	21	575	1487	.389	—	—	—	560	839	.670	—	—	1070	51.0	543	24	—	—	—	—	1710	81.4
Opp.	503	1536	—	.327	—	—	—	513	836	.614	—	—	—	—	—	—	—	—	—	—	1519	72.3

■ Fred "Tex" Winter (261-118, [.689], 15 years)

YEAR	GP	FGM	FGA	Pct.	3FGM	3FGA	Pct.	FTM	FTA	Pct.	Off	Def	Tot	Avg.	PF	FO	Ast	TO	Blk	Stl	Pts	Avg.
1953-54	21	541	1422	.380	—	—	—	472	757	.623	—	—	808	38.5	525	18	—	—	—	—	1554	74.0
Opp.	492	1414	—	.348	—	—	—	511	823	.620	—	—	—	—	—	—	—	—	—	—	1495	71.2
1954-55	21	541	1473	.367	—	—	—	468	687	.681	—	—	1931	49.1	406	—	—	—	—	—	1550	73.8
Opp.	498	1447	—	.344	—	—	—	531	762	.697	—	—	—	—	—	—	—	—	—	—	1527	72.7
1955-56	25	669	1752	.382	—	—	—	546	812	.672	—	—	1223	48.9	441	16	—	—	—	—	1884	75.4
Opp.	579	1737	—	.333	—	—	—	531	806	.658	—	—	1141	45.6	—	—	—	—	—	—	1689	67.6
1956-57	23	605	1587	.381	—	—	—	520	768	.674	—	—	1097	47.7	447	20	—	—	—	—	1730	75.2
Opp.	516	1494	—	.345	—	—	—	486	719	.676	—	—	963	41.9	—	—	—	—	—	—	1518	66.0
1957-58	27	688	1773	.388	—	—	—	504	762	.674	—	—	1239	45.9	481	24	—	—	—	—	1880	69.6
Opp.	602	1696	—	.357	—	—	—	457	720	.635	—	—	1032	38.4	—	—	—	—	—	—	1661	61.5
1958-59	27	718	1829	.393	—	—	—	606	850	.713	—	—	1363	50.5	507	18	—	—	—	—	2042	75.6
Opp.	608	1703	—	.357	—	—	—	475	710	.669	—	—	1206	44.7	—	—	—	—	—	—	1691	62.6
1959-60	26	655	1768	.370	—	—	—	451	689	.654	—	—	1319	50.7	523	21	—	—	—	—	1761	67.7
Opp.	566	1578	—	.359	—	—	—	521	749	.696	—	—	1248	47.2	493	17	—	—	—	—	1653	63.6
1960-61	27	760	1988	.380	—	—	—	478	721	.660	—	—	1477	54.7	568	17	—	—	—	—	1988	74.0
Opp.	628	1712	—	.367	—	—	—	528	813	.650	—	—	1350	50.0	532	—	—	—	—	—	1784	66.1
1961-62	25	671	1762	.380	—	—	—	421	640	.660	—	—	1253	50.1	485	—	—	—	—	—	1763	70.5
Opp.	515	1514	—	.340	—	—	—	465	688	.676	—	—	1249	50.0	477	—	—	—	—	—	1495	59.8
1962-63	25	667	1626	.410	—	—	—	375	557	.670	—	—	1097	43.9	456	12	—	—	—	—	1709	68.4
Opp.	565	1400	—	.404	—	—	—	425	611	.696	—	—	1011	40.4	424	—	—	—	—	—	1559	62.4
1963-64	29	878	1992	.440	—	—	—	442	683	.650	—	—	1431	49.0	523	—	—	—	—	—	2198	75.8
Opp.	764	1935	—	.395	—	—	—	466	689	.676	—	—	1318	45.4	524	—	—	—	—	—	1994	68.8
1964-65	25	676	1670	.400	—	—	—	399	621	.640	—	—	1210	48.4	506	15	—	—	—	—	1751	70.0
Opp.	617	1576	—	.392	—	—	—	460	685	.672	—	—	1180	47.2	486	—	—	—	—	—	1694	67.8
1965-66	25	738	1727	.427	—	—	—	329	539	.610	—	—	1237	49.5	564	12	—	—	—	—	1805	72.2
Opp.	602	1525	—	.395	—	—	—	486	754	.645	—	—	1153	46.1	469	—	—	—	—	—	1690	67.6
1966-67	25	740	1734	.427	—	—	—	355	539	.659	—	—	1163	46.5	441	—	—	—	—	—	1835	73.4
Opp.	620	1486	—	.417	—	—	—	415	602	.689	—	—	1068	42.3	441	—	—	—	—	—	1665	66.6
1967-68	28	786	1864	.422	—	—	—	383	599	.639	—	—	1198	43.2	522	19	—	—	—	—	1959	69.9
Opp.	677	1742	—	.389	—	—	—	469	686	.684	—	—	1037	37.0	476	—	—	—	—	—	1823	65.1

■ Lowell "Cotton" Fitzsimmons (34-20, [.630], 2 years)

YEAR	GP	FGM	FGA	Pct.	3FGM	3FGA	Pct.	FTM	FTA	Pct.	Off	Def	Tot	Avg.	PF	FO	Ast	TO	Blk	Stl	Pts	Avg.
1968-69	26	732	1698	.431	—	—	—	400	610	.656	—	—	1012	39.9	504	22	—	—	—	—	1864	71.6
Opp.	648	1546	—	.419	—	—	—	488	697	.700	—	—	920	35.3	482	—	—	—	—	—	1784	68.6
1969-70	28	796	1772	.449	—	—	—	480	737	.651	—	—	1143	40.8	582	22	—	—	—	—	2072	74.0
Opp.	702	1743	—	.403	—	—	—	520	789	.659	—	—	977	34.8	575	—	—	—	—	—	1926	68.7

■ Jack Hartman (294-170, [.634], 16 years)

YEAR	GP	FGM	FGA	Pct.	3FGM	3FGA	Pct.	FTM	FTA	Pct.	Off	Def	Tot	Avg.	PF	FO	Ast	TO	Blk	Stl	Pts	Avg.
1970-71	26	684	1656	.413	—	—	—	428	670	.639	—	—	1089	41.9	504	24	—	—	—	—	1796	69.1
Opp.	724	1742	—	.416	—	—	—	434	655	.663	—	—	997	38.3	504	24	—	—	—	—	1882	72.4
1971-72	28	785	1746	.449	—	—	—	496	786	.631	—	—	1104	39.4	525	15	—	—	—	—	2066	73.8
Opp.	707	1703	—	.415	—	—	—	470	664	.707	—	—	996	35.5	572	30	—	—	—	—	1884	67.1
1972-73	28	875	1832	.478	—	—	—	385	546	.705	—	—	1037	37.0	455	11	—	—	—	—	2135	76.3
Opp.	825	1868	—	.442	—	—	—	270	395	.684	—	—	915	32.7	549	24	—	—	—	—	1920	68.6
1973-74	27	825	1790	.461	—	—	—	327	433	.755	—	—	925	34.3	417	6	—	—	—	—	1977	73.2
Opp.	786	1822	—	.431	—	—	—	220	301	.733	—	—	944	35.0	478	10	—	—	—	—	1792	66.4
1974-75	29	960	2037	.471	—	—	—	306	431	.710	—	—	1059	36.5	491	9	—	—	—	—	2226	76.8
Opp.	906	2045	—	.433	—	—	—	295	430	.686	—	—	1038	35.8	506	17	—	—	—	—	2107	72.7
1975-76	28	904	1912	.473	—	—	—	260	391	.666												



### ■ Lon Kruger (81-46, [.638], 4 years)

YEAR	GP	FGM	FGA	Pct.	3FGM	3FGA	Pct.	FTM	FTA	Pct.	Off	Def	Tot	Avg.	PF	FO	Ast	TO	Blk	Stl	Pts	Avg.
1986-87	30	860	1828	.471	147	362	.406	516	744	.694	442	627	1069	35.6	633	15	427	438	84	272	2383	79.4
Opp.	803	1669	481	102	264	.386	451	679	.664	385	643	1028	34.3	548	28	386	531	75	193	2159	72.0	
1987-88	34	892	1764	.506	179	370	.484	602	815	.739	399	771	1170	34.4	567	11	514	456	65	173	2565	75.4
Opp.	881	1960	449	201	512	.393	349	523	.667	373	610	1001	29.4	693	31	546	417	71	198	2312	68.0	
1988-89	30	835	1725	.484	141	337	.418	503	710	.708	347	661	1008	33.6	549	7	436	406	46	214	2314	77.1
Opp.	828	1733	.478	141	350	.403	396	570	.695	318	650	968	32.3	606	18	485	334	74	190	2193	73.1	
1989-90	32	866	1866	.464	124	318	.390	459	676	.679	341	645	1078	33.7	657	17	459	393	65	230	2315	72.3
Opp.	772	1683	.459	140	395	.354	511	726	.704	—	—	1045	32.7	612	32	452	485	79	168	2195	68.6	

### ■ Dana Altman (68-54, [.557], 4 years)

YEAR	GP	FGM	FGA	Pct.	3FGM	3FGA	Pct.	FTM	FTA	Pct.	Off	Def	Tot	Avg.	PF	FO	Ast	TO	Blk	Stl	Pts	Avg.
1990-91	28	807	1779	.454	104	328	.317	428	655	.653	—	—	1115	39.8	587	17	443	439	97	244	2146	76.6
Opp.	704	1598	.441	116	335	.346	515	743	.691	—	—	965	34.5	543	28	402	465	98	208	2039	72.8	
1991-92	30	766	1780	.430	174	477	.365	443	664	.677	—	—	1119	37.3	571	9	479	464	70	181	2149	71.6
Opp.	810	1801	.450	156	454	.344	418	617	.677	—	—	1051	35.0	601	30	463	453	96	210	2194	73.1	
1992-93	30	780	1763	.442	160	467	.343	389	583	.667	—	—	1117	37.2	571	—	456	477	49	202	2109	70.3
Opp.	741	1662	.446	116	386	.301	411	627	.656	—	—	962	32.1	546	—	420	461	65	227	2009	67.0	
1993-94	34	842	2080	.405	246	710	.346	476	717	.664	—	—	1226	36.1	682	—	440	503	42	282	2406	70.8
Opp.	828	1763	.470	150	423	.355	530	758	.699	—	—	1135	33.4	641	—	436	624	94	237	2336	68.7	

### ■ Tom Asbury (85-88, [.491], 6 years)

YEAR	GP	FGM	FGA	Pct.	3FGM	3FGA	Pct.	FTM	FTA	Pct.	Off	Def	Tot	Avg.	PF	FO	Ast	TO	Blk	Stl	Pts	Avg.
1994-95	27	678	1691	.401	138	448	.308	363	573	.634	—	—	1045	38.7	536	—	322	409	65	228	1857	68.8
Opp.	682	1543	.442	165	481	.343	416	614	.678	—	—	1009	37.4	527	—	405	451	109	207	1945	72.0	
1995-96	29	683	1626	.420	128	382	.335	476	735	.648	—	—	1106	38.1	533	—	373	470	121	197	1970	67.9
Opp.	681	1699	.401	178	519	.343	423	634	.667	—	—	1053	36.3	630	—	392	448	73	250	1963	67.7	
1996-97	27	618	1601	.386	97	337	.288	401	601	.667	383	667	1050	38.9	503	14	352	412	128	183	1734	64.2
Opp.	657	1605	.409	171	486	.352	395	592	.667	354	687	1041	38.6	542	—	405	394	88	236	1880	69.6	
1997-98	29	796	1735	.459	170	486	.350	399	573	.696	374	751	1125	38.8	565	3	491	444	121	215	2161	74.5
Opp.	678	1703	.398	191	525	.364	441	663	.665	366	646	1012	34.9	560	—	406	424	55	231	1988	68.6	
1998-99	33	805	1866	.431	168	497	.338	506	766	.661	454	948	1402	42.5	591	5	478	540	146	211	2284	69.2
Opp.	729	1963	.371	203	641	.317	452	691	.654	404	734	1138	34.5	681	24	409	434	91	271	2113	64.0	
1999-2000	28	694	1628	.426	187	508	.368	332	498	.667	374	677	1051	37.5	542	9	377	530	118	193	1907	68.1
Opp.	724	1651	.439	203	547	.371	461	655	.704	351	654	1005	35.9	489	—	437	406	84	296	2112	75.4	

### ■ Jim Wooldridge (83-90, [.480], 6 years)

YEAR	GP	FGM	FGA	Pct.	3FGM	3FGA	Pct.	FTM	FTA	Pct.	Off	Def	Tot	Avg.	PF	FO	Ast	TO	Blk	Stl	Pts	Avg.
2000-01	29	669	1625	.412	98	299	.328	407	625	.651	367	731	1098	37.9	563	25	349	454	94	157	1843	63.6
Opp.	669	1652	.405	200	564	.355	434	641	.677	353	698	1051	36.2	556	—	418	400	105	222	1972	68.0	
2001-02	29	713	1616	.441	151	434	.348	408	614	.664	333	683	1016	35.0	548	17	408	418	117	169	1985	68.4
Opp.	700	1685	.415	198	615	.322	452	626	.722	386	666	1052	36.3	561	—	450	392	122	187	2050	70.7	
2002-03	30	766	1674	.458	169	468	.361	388	617	.629	341	771	1112	37.1	539	20	462	397	109	148	2089	69.6
Opp.	689	1718	.401	195	566	.345	412	598	.689	340	688	1028	34.3	593	—	392	376	120	184	1985	66.2	
2003-04	28	708	1590	.445	126	367	.343	404	589	.681	359	708	1067	38.1	519	12	427	398	76	151	1943	69.4
Opp.	652	1629	.400	176	570	.309	355	529	.671	356	605	967	34.3	535	—	404	385	91	193	1835	65.5	
2004-05	29	712	1623	.439	167	443	.377	412	602	.684	346	669	1015	35.0	482	7	461	360	63	196	2003	69.1
Opp.	693	1606	.432	204	587	.438	321	470	.683	311	645	956	33.0	551	—	452	389	93	167	1911	65.9	
2005-06	28	683	1538	.444	122	337	.362	423	595	.711	357	661	1018	36.4	498	11	452	419	95	169	1911	68.2
Opp.	620	1557	.398	183	556	.329	365	516	.707	331	577	908	32.4	522	—	385	404	87	197	1788	63.9	

### ■ Bob Huggins (23-12, [.657], 1 year)

YEAR	GP	FGM	FGA	Pct.	3FGM	3FGA	Pct.	FTM	FTA	Pct.	Off	Def	Tot	Avg.	PF	FO	Ast	TO	Blk	Stl	Pts	Avg.
2006-07	35	841	1956	.430	223	670	.333	562	817	.688	452	798	1250	35.7	654	15	545	478	129	206	2467	70.5
Opp.	796	1891	.421	178	589	.302	508	716	.709	392	768	1160	33.1	725	—	432	535	117	218	2278	65.1	

### ■ Frank Martin (117-54, [.684], 5 years)

YEAR	GP	FGM	FGA	Pct.	3FGM	3FGA	Pct.	FTM	FTA	Pct.	Off	Def	Tot	Avg.	PF	FO	Ast	TO	Blk	Stl	Pts	Avg.
2007-08	33	916	2067	.443	210	662	.317	532	774	.687	539	823	1362	41.3	666	15	511	501	113	249	2574	78.0
Opp.	794	1872	.424	220	589	.374	466	709	.657	358	728	1086	32.9	678	—	450	535	114	234	2274	68.9	
2008-09	34	887	2057	.431	223	637	.350	559	862	.648	555	778	1333	39.2	710	20	481	472	103	241	2556	75.2
Opp.	738	1761	.419	194	559	.347	596	843	.707	364	758	1122	33.0	731	—	411	579	90	199	2266	66.6	
2009-10	37	981	2182	.450	253	703	.360	734	1098	.668	559	878	1437	38.8	828	14	514	529	187	274	2949	79.7
Opp.	853	2037	.419	209	615	.340	669	955	.701	451	826	1277	34.5	894	—	440	624	124	256	2584	69.8	
2010-11	34	849	1939	.438	237	631	.376	542	828	.655	490	790	1280	37.6	692	23	474	498	154	208	2477	72.9
Opp.	751	1782	.421	178	507	.351	569	803	.709	350	708	1058	31.1	740	—	371	524	113	224	224		



Scoring Offense

Season Points

1.	#2,949	2009-10	37 gms
2.	2,630	2017-18	37 gms
3.	2,574	2007-08	33 gms
4.	2,565	1987-88	34 gms
5.	2,556	2008-09	34 gms
6.	2,523	2016-17	35 gms
7.	2,477	2010-11	34 gms
8.	2,467	2006-07	35 gms
9.	2,444	1986-87	31 gms
10.	2,414	2012-13	35 gms

Other 2,000+ Point Seasons (30)

2,406	1993-94	34 gms
2,343	2011-12	33 gms
2,334	2015-16	33 gms
2,332	1976-77	31 gms
2,315	1989-90	32 gms
2,314	1988-89	30 gms
2,284	1998-99	33 gms
2,280	2013-14	33 gms
2,236	2018-19	34 gms
2,226	1974-75	29 gms
2,219	1979-80	31 gms
2,198	1963-64	29 gms
2,189	1980-81	33 gms
2,161	1997-98	29 gms
2,149	1991-92	30 gms
2,146	1990-91	28 gms
2,139	1985-86	30 gms
2,139	2021-22	31 gms
2,135	1972-73	28 gms
2,109	1992-93	30 gms
2,096	1981-82	31 gms
2,089	2002-03	30 gms
2,072	1969-70	28 gms
2,068	1975-76	28 gms
2,066	1971-72	28 gms
2,054	2019-20	32 gms
2,042	1958-59	27 gms
2,018	1977-78	29 gms
2,016	2014-15	32 gms
2,003	2004-05	29 gms

Season Scoring Average

1.	81.4	1952-53	1,710 points	21 gms
2.	*#79.7	2009-10	2,949 points	37 gms
3.	78.8	1986-87	2,444 points	31 gms
4.	78.0	2007-08	2,574 points	33 gms
5.	77.1	1988-89	2,314 points	30 gms
6.	76.8	1974-75	2,226 points	29 gms
7.	76.6	1990-91	2,146 points	28 gms
8.	76.3	1972-73	2,135 points	28 gms
9.	75.8	1963-64	2,198 points	29 gms
10.	75.6	1958-59	2,042 points	27 gms

Scoring Margin

1.	+15.5 (68.8/53.3)	1950-51	29 gms
2.	+14.7 (74.7/60.0)	1951-52	24 gms
3.	+13.0 (75.6/62.6)	1958-59	27 gms
4.	+12.3 (63.9/51.6)	1949-50	24 gms
5.	+10.7 (70.5/59.8)	1961-62	25 gms
6.	+9.9 (79.7/69.8)	2009-10	37 gms
7.	+9.6 (67.6/58.0)	1981-82	31 gms
8.	+9.2 (75.2/66.0)	1956-57	23 gms
9.	+9.1 (81.4/72.3)	1952-53	21 gms
	+9.1 (78.0/68.9)	2007-08	33 gms

Season Points/Conference Play

1.	1,278	2017-18	18 gms
2.	1,272	2016-17	18 gms
3.	1,270	2013-14	18 gms
4.	1,261	2012-13	18 gms
5.	1,251	2015-16	18 gms
6.	1,242	2007-08	16 gms
7.	1,236	2021-22	18 gms
8.	1,228	2009-10	16 gms
9.	1,214	2011-12	18 gms
10.	1,181	2018-19	18 gms

Season Points/Big 12 Play

1.	1,278	2017-18	18 gms
2.	1,272	2016-17	18 gms
3.	1,270	2013-14	18 gms
4.	1,261	2012-13	18 gms
5.	1,251	2015-16	18 gms
6.	1,242	2007-08	16 gms
7.	1,236	2021-22	18 gms
8.	1,228	2009-10	16 gms
9.	1,214	2011-12	18 gms
10.	1,181	2018-19	18 gms

Season Scoring Average/Conference Play

1.	81.0	1952-53	972 points	12 gms
	81.0	1988-89	1,134 points	14 gms
3.	80.6	1986-87	1,129 points	14 gms
4.	77.8	1972-73	1,089 points	14 gms
5.	#77.6	2007-08	1,242 points	16 gms
6.	76.8	2009-10	1,228 points	16 gms
7.	76.6	1974-75	1,073 points	14 gms
8.	76.1	1970-71	1,066 points	14 gms
9.	75.9	1990-91	1,062 points	14 gms
10.	75.8	1958-59	1,061 points	14 gms

Season Scoring Average/Big 12 Play

1.	77.6	2007-08	1,242 points	16 gms
2.	76.8	2009-10	1,228 points	16 gms
3.	72.1	1997-98	1,153 points	16 gms
4.	71.0	2017-18	1,278 points	18 gms
5.	70.7	2016-17	1,272 points	18 gms
6.	70.6	2013-14	1,270 points	18 gms
7.	70.4	2008-09	1,127 points	16 gms
	70.4	2010-11	1,127 points	16 gms
9.	70.1	2006-07	1,121 points	16 gms
	70.1	2012-13	1,261 points	18 gms

Scoring Margin/Conference Games

1.	+22.2 (77.2/55.0)	1950-51	12 gms
2.	+18.5 (75.8/57.3)	1958-59	14 gms
3.	+16.2 (73.8/57.6)	1951-52	12 gms
4.	+10.4 (69.6/59.2)	1961-62	14 gms
5.	+10.1 (67.4/57.3)	1949-50	12 gms
6.	+9.9 (69.8/59.9)	1956-57	12 gms
	+9.9 (74.5/64.6)	1960-61	14 gms
8.	+9.8 (78.5/68.7)	1972-73	14 gms
9.	+9.2 (72.8/63.6)	1971-72	14 gms
10.	+9.0 (81.0/72.0)	1952-53	12 gms

Scoring Margin/Big 12 Play

1.	+6.7 (77.6/70.9)	2007-08	16 gms
2.	+6.4 (70.1/63.7)	2012-13	18 gms
3.	+6.0 (76.8/70.8)	2009-10	16 gms
	+6.0 (65.6/59.6)	2018-19	18 gms
5.	+3.3 (67.4/64.1)	2011-12	18 gms
6.	+3.2 (72.1/68.9)	1997-98	16 gms
7.	+3.0 (70.4/67.4)	2010-11	16 gms
8.	+2.2 (70.1/67.9)	2006-07	16 gms
9.	+0.6 (65.4/64.8)	1998-99	16 gms
	+0.6 (70.6/70.0)	2013-14	18 gms

Scoring Defense

Lowest Opponent Scoring Average

1.	47.8	1948-49	1,146 points	24 gms
2.	51.6	1949-50	1,240 points	24 gms
3.	53.3	1950-51	1,546 points	29 gms
4.	58.0	1981-82	1,797 points	31 gms
5.	58.4	1982-83	1,635 points	28 gms
6.	59.4	1980-81	1,960 points	33 gms
7.	59.6	2018-19	2,025 points	34 gms
8.	59.8	1961-62	1,495 points	25 gms
9.	60.0	1951-52	1,444 points	24 gms
10.	60.4	2012-13	2,115 points	35 gms

Lowest Opponent Scoring Average (Since the Start of the Shot Clock in 1985-86)

1.	59.6	2018-19	2,025 points	34 gms
2.	60.4	2012-13	2,115 points	35 gms
3.	63.8	2014-15	2,042 points	32 gms
4.	63.9	2005-06	1,788 points	28 gms
5.	64.0	1998-99	2,113 points	33 gms
6.	64.1	2011-12	2,114 points	33 gms
7.	65.0	2019-20	2,079 points	32 gms
8.	65.1	2006-07	2,278 points	35 gms
9.	65.4	2013-14	2,159 points	33 gms
10.	65.5	2003-04	1,835 points	28 gms

Lowest Opponent Scoring Average/Conference Play

1.	44.5	1948-49	534 points	12 gms
2.	51.3	1946-47	513 points	10 gms
3.	51.6	1947-48	619 points	12 gms
4.	55.0	1950-51	660 points	12 gms
5.	57.3	1949-50	688 points	12 gms
	57.3	1958-59	803 points	14 gms
7.	57.6	1951-52	691 points	12 gms
8.	59.2	1961-62	829 points	14 gms
9.	59.6	2018-19	1,072 points	18 gms
10.	59.9	1956-57	719 points	12 gms

Lowest Opponent Scoring Average/Big 12 Play

1.	59.6	2018-19	1,072 points	18 gms
2.	63.4	2014-15	1,141 points	18 gms
3.	63.7	2012-13	1,147 points	18 gms
4.	64.1	2011-12	1,153 points	18 gms
5.	64.8	1998-99	1,036 points	16 gms
6.	65.6	2005-06	1,049 points	16 gms
7.	66.9	2000-01	1,070 points	16 gms
	66.9	2003-04	1,070 points	16 gms
9.	67.4	2010-11	1,078 points	16 gms
10.	67.9	2006-07	1,086 points	16 gms

Lowest Opponent Field Goal Percentage

1.	.282	1948-49 [409/1,452]	24 gms
2.	.298	1949-50 [428/1,435]	24 gms
3.	.303	1950-51 [577/1,904]	29 gms
4.	.310	1951-52 [551/1,780]	24 gms
5.	.327	1952-53 [503/1,536]	21 gms
6.	.333	1955-56 [579/1,737]	25 gms
7.	.340	1961-62 [515/1,514]	25 gms
8.	.344	1954-55 [498/1,447]	21 gms
9.	.345	1956-57 [516/1,494]	23 gms
10.	.348	1953-54 [492/1,414]	21 gms

Lowest Opponent Field Goal Percentage (Since the Start of the Shot Clock in 1985-86)

1.	.371	1998-99 [729/1,963]	33 gms
2.	.398	1997-98 [678/1,703]	29 gms
	.398	2005-06 [620/1,557]	28 gms
4.	.400	2003-04 [652/1,629]	28 gms
5.	.401	1995-96 [681/1,699]	29 gms
	.401	2002-03 [689/1,718]	30 gms
7.	.405	2000-01 [669/1,652]	29 gms
8.	.408	2013-14 [723/1,774]	33 gms
9.	.409	1996-97 [657/1,605]	27 gms
	.409	2011-12 [716/1,750]	33 gms



## Team Single-Game Highs

### Most Points

1.	115 (115-54)	Delaware State	H	12/7/1991
	115 (115-77)	Fresno State	H	3/24/1994
3.	114 (114-82)	Nebraska	H	1/10/1987
4.	111 (111-70)	Morgan State	H	1/5/1985
	#111 (111-56)	Missouri	H	1/3/1998
6.	108 (108-80)	Nebraska	H	3/10/1953
	108 (108-69)	Missouri	H	3/7/1959
	108 (108-71)	Oklahoma	H	2/26/1981
	108 (108-93)	Iowa State	A	1/29/1975
10.	107 (107-98)	Houston	N (law)	3/14/1970
	107 (107-48)	Gardner-Webb	H	12/14/2008

■ 100 or more points has been done 27 other times

### Most Points in a Win

1.	115 (115-54)	Delaware State	H	12/7/1991
	115 (115-77)	Fresno State	H	3/24/1994
3.	114 (114-82)	Nebraska	H	1/10/1987
4.	111 (111-70)	Morgan State	H	1/5/1985
	#111 (111-56)	Missouri	H	1/3/1998
6.	108 (108-80)	Nebraska	H	3/10/1953
	108 (108-69)	Missouri	H	3/7/1959
	108 (108-71)	Oklahoma	H	2/26/1981
	108 (108-93)	Iowa State	A	1/29/1975
10.	107 (107-98)	Houston	N (law)	3/14/1970
	107 (107-48)	Gardner-Webb	H	12/14/2008

### Most Points in a Loss

1.	95 (95-102)	Indiana	A	12/8/1969
	95 (95-112)	(4) Oklahoma	A	2/13/1988
3.	93 (93-97)	(16) Oklahoma City	N (law)	3/16/1956
4.	90 (90-100)	Michigan	N (kc)	3/21/1964
	90 (90-96)	Washington	A	12/17/1971
	90 (90-92)	Arizona State	N (lv)	11/23/2017
7.	89 (89-101)	Iowa State	A	3/4/1989
	#89 (89-91)	(6) Oklahoma	H	2/1/2003
9.	88 (88-112)	Arkansas	A	12/1/1990
	88 (88-90)	(3) Kansas	A	1/3/2017

### Most Points at Home

1.	115 (115-54)	Delaware State	H	12/7/1991
	115 (115-77)	Fresno State	H	3/24/1994
3.	114 (114-82)	Nebraska	H	1/10/1987
4.	111 (111-70)	Morgan State	H	1/5/1985
	#111 (111-56)	Missouri	H	1/3/1998
6.	108 (108-80)	Nebraska	H	3/10/1953
	108 (108-69)	Missouri	H	3/7/1959
	108 (108-71)	Oklahoma	H	2/26/1981
9.	107 (107-98)	Houston	N (law)	3/14/1970
	107 (107-48)	Gardner-Webb	H	12/14/2008
10.	106 (106-53)	Cal State Bakersfield	H	12/17/1979
	106 (106-88)	Marshall	H	12/2/1995

### Most Points at Bramlage Coliseum

1.	115 (115-54)	Delaware State	H	12/7/1991
	115 (115-77)	Fresno State	H	3/24/1994
3.	#111 (111-56)	Missouri	H	1/3/1998
4.	107 (107-48)	Gardner-Webb	H	12/14/2008
5.	106 (106-88)	Marshall	H	12/2/1995
6.	104 (104-89)	Iowa State	H	2/9/1989
7.	103 (103-65)	Texas-San Antonio	H	11/23/1991
8.	102 (102-56)	Southern Utah	H	1/9/1990
	102 (102-68)	Texas-Pan American	H	12/11/2002
10.	101 (101-72)	Coastal Carolina	H	12/6/1997
	101 (101-79)	Tennessee Tech	H	11/18/2006
	101 (101-59)	Wagner	H	12/29/2007

### Most Points in a Road Game

1.	108 (108-93)	Iowa State	A	1/29/1975
2.	103 (103-76)	Indiana	A	12/13/1965
	103 (103-85)	SMU	A	12/4/1976
4.	102 (102-82)	Oklahoma	A	1/30/1967
5.	101 (101-74)	Arizona State	A	12/14/1977
	101 (101-98)	Oklahoma (OT)	A	3/2/1991
7.	99 (99-70)	Missouri	A	2/18/1961
8.	97 (97-91)	Oklahoma	A	1/27/1964
9.	96 (96-88)	Oklahoma State	A	1/18/2017
10.	95 (95-85)	BYU	A	12/15/1973
	95 (95-112)	(4) Oklahoma	A	2/13/1988
	95 (95-80)	(18) UNLV	A	12/12/2009

### Most Points at Neutral Site

1.	107 (107-98)	Houston	N (law)	3/14/1970
2.	104 (104-82)	Michigan State	N (law)	12/17/1960
3.	102 (102-70)	DePaul	N (law)	3/13/1959
	102 (102-76)	Oklahoma	N (kc)	12/30/1966
5.	101 (101-96)	(25) Xavier	N (slc)	3/25/2010
6.	100 (100-78)	Nebraska	N (kc)	12/26/1963
7.	98 (98-77)	Iowa State	N (kc)	12/30/1953
	98 (98-81)	Nebraska	N (kc)	12/27/1966
9.	95 (95-88)	Wake Forest	N (day)	3/14/2017
	95 (95-68)	Kennesaw State	N (vi)	11/16/2018

### Most Points in Conference Game

1.	114 (114-82)	Nebraska	H	1/10/1987
2.	#111 (111-56)	Missouri	H	1/3/1998
3.	108 (108-80)	Nebraska	H	3/10/1953
	108 (108-69)	Missouri	H	3/7/1959
	108 (108-71)	Oklahoma	H	2/26/1981
	108 (108-93)	Iowa State	A	1/29/1975
7.	104 (104-89)	Iowa State	H	2/9/1989
8.	102 (102-82)	Oklahoma	A	1/30/1967
9.	101 (101-98)	Oklahoma (OT)	A	3/2/1991
10.	100 (100-69)	Oklahoma	H	2/9/1963

### Most Points in Conference Tournament

1.	87 (87-76)	Kansas	N (kc)	3/3/1978
	#87 (87-76)	Texas A&M	N (kc)	3/4/1999
3.	85 (85-91)	(16) Iowa State	N (kc)	3/13/2014
4.	84 (84-74)	Missouri	N (kc)	3/5/1999
5.	83 (83-88)	Oklahoma	N (kc)	3/13/1988
	83 (83-88)	Missouri	N (kc)	3/11/1989
	83 (83-64)	Oklahoma State	N (kc)	3/11/2010
8.	82 (82-75)	(20) Baylor	N (kc)	3/12/2010
9.	80 (80-67)	Kansas	N (kc)	3/3/1977
10.	79 (79-58)	Kansas	N (kc)	3/1/1980

### Most Points in NCAA Tournament

1.	107 (107-98)	Houston	N (law)	3/14/1970
2.	102 (102-70)	DePaul	N (law)	3/13/1959
3.	101 (101-96)	(25) Xavier	N (slc)	3/25/2010
4.	95 (95-88)	Wake Forest	N (day)	3/14/2017
5.	94 (94-86)	(5) Wichita State	N (wic)	3/14/1964
6.	93 (93-97)	(16) Oklahoma City	N (law)	3/16/1956
7.	90 (90-100)	Michigan	N (kc)	3/21/1964
8.	89 (89-70)	Houston	N (law)	3/17/1956
9.	87 (87-95)	Syracuse	N (pro)	3/22/1975
	87 (87-80)	Providence	N (okc)	3/12/1977

### Most Points vs. Ranked Team

1.	#101 (101-96)	(25) Xavier (2 OTs)	N (slc)	3/25/2010
2.	100 (100-82)	(13) Oklahoma City	H	2/16/1957
3.	96 (96-69)	(20) Kansas	H	1/20/1979
4.	95 (95-112)	(4) Oklahoma	A	2/13/1988
	95 (95-70)	(23) Oklahoma	H	2/5/1991
	95 (95-80)	(18) UNLV	A	12/12/2009
7.	94 (94-86)	(5) Wichita State	N (wic)	3/14/1964
8.	93 (93-97)	(16) Oklahoma City	N (law)	3/16/1956
9.	92 (92-87)	(23) Iowa State	A	2/28/1996
10.	90 (90-100)	(2) Michigan	N (kc)	3/21/1964
	90 (90-89)	(12) Oklahoma	A	2/27/1987

### Most Points vs. Big 12 Opponents

vs. Baylor	90 (90-83)	A	1/22/2018
vs. Iowa State	108 (108-93)	A	1/29/1975
vs. Kansas	96 (96-69)	H	1/20/1979
vs. Oklahoma	108 (108-71)	H	2/26/1981
vs. Oklahoma State	96 (96-88)	A	1/18/2017
vs. Texas	87 (87-60)	H	12/8/1971
vs. TCU	80 (80-86 OT)	H	2/1/2017
vs. Texas Tech	90 (90-84)	A	12/3/1956
vs. West Virginia	84 (84-68)	H	1/18/2020

#Big 12 era

## 100-Point Games

### K-State's 100-Point Games (37)

1.	115 (115-54)	Delaware State	H	12/7/1991
	115 (115-77)	Fresno State	H	3/24/1994
3.	114 (114-82)	Nebraska	H	1/10/1987
4.	111 (111-70)	Morgan State	H	1/5/1985
	#111 (111-56)	Missouri	H	1/3/1998
6.	108 (108-80)	Nebraska	H	3/10/1953
	108 (108-69)	Missouri	H	3/7/1959
	108 (108-71)	Oklahoma	H	2/26/1981
	108 (108-93)	Iowa State	A	1/29/1975
10.	107 (107-98)	Houston	N (law)	3/14/1970
	107 (107-48)	Gardner-Webb	H	12/14/2008
12.	106 (106-53)	Cal State Bakersfield	H	12/17/1979
	106 (106-88)	Marshall	H	12/2/1995
14.	105 (105-67)	Iowa	H	12/11/1973
15.	104 (104-82)	Michigan State	N (law)	12/17/1960
	104 (104-89)	Iowa State	H	2/9/1989
17.	103 (103-76)	Indiana	A	12/13/1965
	103 (103-54)	Cal State Fullerton	H	12/2/1967
	103 (103-85)	SMU	A	12/4/1976
	103 (103-65)	UT-San Antonio	H	11/23/1991
21.	102 (102-70)	DePaul	N (law)	3/13/1959
	102 (102-82)	Oklahoma	N (kc)	12/29/1966
	102 (102-82)	Oklahoma	A	1/30/1967
	102 (102-56)	Southern Utah	H	1/9/1990

	102 (102-68)	UT Pan American	H	12/11/2002
26.	101 (101-74)	Arizona State	A	12/14/1977
	101 (101-87)	Iowa State	H	2/26/1990
	101 (101-98)	Oklahoma (OT)	A	3/2/1991
	101 (101-72)	Coastal Carolina	H	12/6/1997
	101 (101-79)	Tennessee Tech	H	11/18/2006
	101 (101-59)	Wagner	H	12/29/2007
	101 (101-96)	Xavier (2 OTs)	A (slc)	3/25/2010
32.	100 (100-5)	Washburn	H	2/12/1910
	100 (100-82)	Oklahoma City	H	2/16/1957
	100 (100-69)	Oklahoma	H	2/9/1963
	100 (100-78)	Nebraska	N (kc)	12/29/1963
	100 (100-57)	Marshall	H	12/9/1993
	100 (100-76)	North Florida	H	12/31/2010

### Miscellaneous/Single-Season

**Most 100-point Games:** 2, 1966-67; 1979-80; 1993-94; 1997-98

**Consecutive 100-point Games:** n/a

**Most 100-point Games at Home:** 2, 1993-94; 1997-98

**Most 100-point Games on Road:** 1, numerous times

**Most 100-point Games Won:** 2, 1966-67; 1979-80; 1993-94; 1997-98

**Most 100-point Games Lost:** 0

### Opponent's 100-Point Games (16)

1.	125 (125-87)	Arizona	A	12/30/1997
2.	117 (117-76)	Oklahoma	H	1/18/1992
3.	116 (116-75)	Lamar	A	12/21/1991
4.	112 (112-95)	Oklahoma	A	2/13/1988
	112 (112-88)	Arkansas	A	12/1/1990
6.	107 (107-59)	Baylor	A	1/27/2021
7.	104 (104-75)	Oklahoma	A	2/16/1992
	104 (104-63)	Texas	A	1/12/1997
9.	103 (103-68)	Kansas	A	2/27/2002
	103 (103-77)	Xavier	N (cin)	12/31/2007
11.	102 (102-95)	Indiana	A	12/8/1969
	102 (102-83)	Kansas	A	2/22/2022
13.	101 (101-72)	Purdue	A	12/20/1987
	101 (101-89)	Iowa State	A	3/4/1989
15.	100 (100-90)	Michigan	N (kc)	3/21/1964
16.	100 (100-69)	Baylor	H	12/19/2020

### LOCATION KEY:

cin-Cincinnati, Ohio  
kc-Kansas City, Mo.  
law-Lawrence, Kan.  
slc-Salt Lake City, Utah



Team Single-Game Lows

Fewest Points (All-Time)

1.	3 (3-31)	Nebraska	H	1/7/1909
2.	5 (5-52)	Topeka YMCA	A	1/30/1903
3.	7 (7-60)	Haskell	H	1/16/1903
4.	9 (9-16)	Fort Riley	A	1/29/1906
5.	10 (10-24)	Bethany	A	1903
10.	10 (10-22)	Missouri	H	2/26/1916
	10 (10-36)	Missouri	H	2/13/1923
7.	11 (11-25)	McPherson	A	1903
	11 (11-18)	Campbell	N (gla)	12/8/1905
	11 (11-23)	Nebraska	H	1/9/1925
10.	12 (12-50)	Kansas	A	1/31/1908
	12 (12-38)	Drake	H	1/16/1923
	12 (12-14)	Iowa State	A	3/1/1923
	12 (12-31)	Drake	A	3/3/1923

Fewest Points (Since 1946-47)

1.	30 (30-50)	Oklahoma	H	1/18/1947
2.	34 (34-40)	Missouri	H	2/5/1949
3.	*34 (34-72)	(3) Oklahoma State	A	1/6/1992
4.	35 (35-56)	Indiana	A	12/16/1948
	35 (35-58)	Oklahoma	A	2/27/1960
6.	36 (36-46)	SMU	H	12/13/1946
7.	38 (38-57)	Oklahoma	A	2/14/1947
8.	39 (39-50)	Kansas	A	1/28/1947
	39 (39-59)	N.C. State	A	3/11/1998
9.	40 (40-51)	Iowa State	A	1/10/1946
	40 (40-59)	Iowa State	A	2/12/1983

Fewest Points in a Win

1.	41 (41-39)	Nebraska	A	3/6/1984
2.	42 (42-40)	Washburn	A	12/30/1946
3.	43 (43-30)	Iowa State	H	2/3/1947
	43 (43-34)	Oklahoma State	N (kc)	3/15/1948
	43 (43-42)	Oklahoma (OT)	A	1/13/1950
6.	45 (45-43)	Oklahoma State	H	1/28/1961
7.	47 (47-46)	(17) Arkansas	N (kc)	12/27/1980
	47 (47-39)	Fresno State	H	12/31/1980
	47 (47-42)	Oklahoma	H	1/20/1982
	*47 (47-45)	Nebraska	N (kc)	3/6/1987
	47 (47-45)	Nebraska	N (kc)	3/12/1993
#50	(50-46)	Iowa State	A	2/21/2009
#50	(50-47)	Bradley	H	12/9/2014

Fewest Points in a Loss

1.	30 (30-50)	Oklahoma	H	1/18/1947
2.	34 (34-40)	Missouri	H	2/5/1949
3.	*34 (34-72)	(3) Oklahoma State	A	1/6/1992
4.	35 (35-56)	Indiana	A	12/16/1948
	35 (35-58)	Oklahoma	A	2/27/1960
6.	36 (36-46)	SMU	H	12/13/1946
7.	38 (38-57)	Oklahoma	A	2/14/1947
8.	39 (39-50)	Kansas	A	1/28/1947
	39 (39-59)	N.C. State	A	3/11/1998
9.	40 (40-51)	Iowa State	A	1/10/1946
	40 (40-59)	Iowa State	A	2/12/1983

Fewest Points at Home

1.	30 (30-50)	Oklahoma	H	1/18/1947
2.	34 (34-40)	Missouri	H	2/5/1949
3.	36 (36-46)	SMU	H	12/13/1946
4.	*#41 (41-39)	Kansas	H	2/17/2021
5.	42 (42-43)	Missouri (OT)	H	1/14/1947
	42 (42-57)	Nebraska	H	1/11/2006
7.	43 (43-30)	Iowa State	H	2/3/1947
8.	44 (44-61)	(10) Kansas	H	3/8/1958
	44 (44-51)	(15) Indiana	H	12/23/1980
10.	45 (45-43)	Oklahoma State	H	1/28/1961
	45 (45-56)	Nebraska	H	2/16/1983

Fewest Points at Bramlage Coliseum

1.	*#41 (41-39)	(23) Kansas	H	2/17/2021
2.	42 (42-57)	Nebraska	H	1/11/2006
3.	46 (46-69)	Kansas	H	2/1/1999
	46 (46-50)	Georgia	H	12/31/2014
5.	47 (47-66)	Texas Tech	H	2/10/2018
	47 (47-67)	Texas	H	1/2/2019
	47 (47-69)	(14) West Virginia	H	1/23/2021
8.	50 (50-47)	Bradley	H	12/9/2014
9.	51 (51-70)	Colorado	H	3/4/1995
	51 (51-62)	(6) Iowa State	H	2/21/2001
	52	Four times		

Fewest Points in a Road Game

1.	*34 (34-72)	(3) Oklahoma State	A	1/6/1992
2.	35 (35-56)	Indiana	A	12/16/1948
	35 (35-58)	Oklahoma	A	2/27/1960
4.	38 (38-57)	Oklahoma	A	2/14/1947
5.	39 (39-50)	Kansas	A	1/28/1947
	#39 (39-59)	N.C. State	A	3/11/1998
7.	40 (40-51)	Iowa State	A	1/10/1946
	40 (40-59)	Iowa State	A	2/12/1983
9.	41 (41-48)	Bradley	A	3/1/1947
	41 (41-48)	Colorado	A	1/29/1949
	41 (41-39)	Nebraska	A	3/6/1984
	41 (41-63)	Texas	A	1/10/2001

Fewest Points at Neutral Site

1.	23 (23-38)	Kansas	N (kc)	12/21/1935
2.	28 (28-33)	Washburn	N (kc)	12/30/1943
3.	36 (36-46)	SMU	N (kc)	12/13/1946
4.	39 (39-25)	Missouri	N (kc)	12/20/1935
5.	40 (40-63)	Kansas	N (kc)	12/22/1944
6.	42 (42-88)	Marshall	N (kc)	12/28/1945
7.	43 (43-34)	Oklahoma State	N (kc)	3/15/1947
8.	44 (44-62)	Kansas	N (kc)	12/29/1943
	*44 (44-57)	Florida	N (mia)	12/18/2010
10.	45 (45-90)	(6) Kansas	N (kc)	3/10/1995

Fewest Points in Conference Game

1.	30 (30-50)	Oklahoma	H	1/18/1947
2.	34 (34-40)	Missouri	H	2/5/1949
	*34 (34-72)	(3) Oklahoma State	A	1/6/1992
4.	35 (35-58)	Oklahoma	A	2/27/1960
5.	38 (38-57)	Oklahoma	A	2/14/1947
6.	39 (39-50)	Kansas	A	1/28/1947
7.	40 (40-51)	Iowa State	A	1/10/1946
	40 (40-59)	Iowa State	A	2/12/1983
9.	41 (41-48)	Colorado	A	1/29/1949
	41 (41-39)	Nebraska	A	3/6/1984
	#41 (41-63)	Texas	A	1/10/2001
	#41 (41-59)	Kansas	H	2/17/2021

Fewest Points in Conference Tournament

1.	41 (41-39)	Nebraska	N (kc)	3/6/1984
2.	*45 (45-90)	Kansas	N (kc)	3/10/1995
3.	47 (47-45)	Nebraska	N (kc)	3/6/1987
	47 (47-45)	Nebraska	N (kc)	3/12/1993
5.	50 (50-68)	Missouri	N (kc)	3/6/1985
	50 (50-51)	(11) West Virginia	N (kc)	3/10/2017
7.	51 (51-74)	(2) Kansas	N (kc)	3/7/1986
8.	52 (52-44)	Oklahoma	N (kc)	2/28/1978
	52 (52-73)	(11) Kansas	N (kc)	3/11/1994
	52 (52-63)	(4) Oklahoma	N (kc)	3/8/2002

Fewest Points in NCAA Tournament

1.	*48 (48-69)	New Mexico	N (ric)	3/15/1996
2.	49 (49-56)	Kentucky	N (stl)	3/21/2014
3.	50 (50-48)	(1) Oregon State	N (la)	3/14/1981
	50 (50-43)	UMBC	N (cha)	3/18/2018
5.	51 (51-73)	Seattle	N (lou)	3/21/1958
6.	52 (52-60)	Baylor	N (kc)	3/20/1948
7.	53 (53-55)	Tulane	N (orf)	3/18/1993
8.	54 (54-60)	Holy Cross	N (kc)	3/23/1948
9.	55 (55-72)	(6) Wisconsin	N (oma)	3/22/2008
10.	57 (57-67)	(5) Temple	N (lou)	3/22/1958
	57 (57-52)	(19) Illinois	N (slc)	3/14/1981

Fewest Points vs. Big 12 Opponents

vs. Baylor	42 (42-69)	A	2/21/2015
vs. Iowa State	40 (40-51)	A	1/10/1946
	40 (40-59)	A	2/12/1983
vs. Kansas	39 (39-50)	A	1/28/1947
vs. Oklahoma	30 (30-50)	H	1/18/1947
vs. Oklahoma State	34 (34-72)	A	1/6/1992
vs. Texas	41 (41-63)	A	1/10/2001
vs. TCU	55 (55-69)	A	2/18/2015
vs. Texas Tech	47 (47-64)	A	2/4/2015
	47 (47-66)	H	2/10/2018
vs. West Virginia	43 (43-65)	A	2/27/2021

\*Since inception of the shot clock  
#Big 12 era | %Big 12 game

Miscellaneous Highs/Lows

Most Points Total

1.	70 (70-51)	Fresno State	H	3/24/1994
2.	65 (65-28)	Arizona State	A	12/14/1977
3.	62 (62-26)	Cal State Bakersfield	H	12/17/1979
	62 (62-26)	Delaware State	H	12/7/1991
5.	61 (61-48)	Texas Tech	A	12/3/1956
	61 (61-30)	Cal State Fullerton	H	12/2/1967
	61 (61-45)	Nebraska	H	1/10/1987
8.	60 (60-37)	Oklahoma State	A	2/8/1975
	60 (60-39)	Eastern Washington	H	1/9/1985
10.	59 (59-37)	Missouri	H	3/7/1959
	#59 (59-28)	Gardner-Webb	H	12/14/2008

Fewest Points/Half

1.	*11 (11-32)	Oklahoma State	A	1/6/1992
2.	#12 (12-20)	Georgia	H	12/31/2014
3.	13 (13-11)	Oklahoma	H	1/20/1982
	13 (13-34)	Kansas	N (kc)	3/11/1994
5.	14 (14-27)	Washington	H	12/21/1970
	14 (14-24)	Nebraska	A	1/17/1979
7.	15 (15-26)	Colorado	A	1/29/1949
	15 (15-26)	Oklahoma	A	2/27/1960
	15 (15-18)	Fresno State	H	12/31/1980
	15 (15-35)	TCU	A	2/18/2015
10.	16 (16-19)	Oklahoma	A	1/13/1950
	16 (16-27)	Iowa State	A	2/12/1983
	16 (16-24)	Nebraska	N (kc)	3/6/1984
	16 (16-20)	Texas	A	1/10/2001
	16 (16-24)	(7) Kansas	N (kc)	3/16/2013
	16 (16-23)	UNLV	A	11/9/2019

Highest Combined Score

1.	212 (87-125)	Arizona	A	12/30/1997
2.	207 (95-112)	(4) Oklahoma	A	2/13/1988
3.	205 (107-98)	Houston	N (law)	3/14/1970
4.	201 (108-93)	Iowa State	A	1/29/1975
5.	200 (88-112)	(3) Arkansas	A	12/1/1990
6.	199 (101-98)	Oklahoma	A	3/2/1991
7.	197 (95-102)	Indiana	A	12/8/1969
	197 (101-96)	(25) Xavier	N (slc)	3/25/2010
9.	196 (114-82)	Nebraska	H	1/10/1987
10.	194 (106-88)	Marshall	H	12/2/1995

Lowest Combined Score (All-Time)

1.	25 (9-16)	Fort Riley	A	1/29/1906
2.	26 (12-14)	Iowa State	A	3/1/1923
3.	29 (11-18)	Campbell	N (gla)	12/8/1905
4.	32 (10-22)	Missouri	H	2/26/1916
5.	34 (10-24)	Bethany	A	1903
	34 (11-23)	Nebraska	H	1/9/1925
7.	36 (11-25)	McPherson	A	1903
8.	43 (12-31)	Drake	A	3/3/1923
9.	46 (10-36)	Missouri	H	2/13/1923
10.	50 (12-38)	Drake	H	1/16/1923

Lowest Combined Score (Since 1946-47)

1.	73 (43-30)	Iowa State	H	2/3/1947
2.	74 (34-40)	Missouri	H	2/5/1949
3.	77 (43-34)	Oklahoma State	N (kc)	3/15/1948
4.	80 (30-50)	Oklahoma	A	1/18/1947
	80 (41-39)	Nebraska	A	3/6/1984
6.	82 (36-46)	SMU	H	12/13/1946
	82 (42-40)	Washburn	A	12/30/1946
8.	85 (43-42)	Oklahoma (OT)	A	1/13/1950
9.	86 (47-39)	Fresno State	H	12/31/1980
10.	87 (45-43)	Oklahoma State	H	1/28/1961
	*92 (47-45)	Nebraska	N (kc)	3/6/1987
	*92 (47-45)	Nebraska	N (kc)	3/12/1993
	#93 (50-43)	UMBC	N (cha)	3/18/2018
	#93 (46-47)	Tulsa	A	12/8/2018
	%96 (50-46)	Iowa State	A	2/21/2009

LOCATION KEY:

atl-Atlanta, Ga.  
cha-Charlotte, N.C.  
dal-Dallas, Texas  
gla-Glasco, Kan.  
kc-Kansas City, Mo.  
la-Los Angeles, Calif.  
law-Lawrence, Kan.  
lou-Louisville, Ky.  
mia-Miami, Fla.

okc-Oklahoma City, Okla.  
oma-Omaha, Neb.  
orf-Orlando, Fla.  
pon-Pontiac, Mich.  
pro-Providence, R.I.  
ric-Richmond, Va.  
slc-Salt Lake City, Utah  
stl-St. Louis, Mo.  
wic-Wichita, Kan.



## Team Single-Game Speciality Statistics Highs/Lows

### Most Points in the Paint

1.	56	South Dakota	H	1/3/2010
2.	54	Fairleigh Dickinson	H	12/29/2001
	54	Savannah State	H	1/10/2004
4.	52	Lipscomb	H	12/20/2002
	52	Wagner	H	12/29/2007
	52	SE Missouri State	H	11/16/2008
	52	Emporia State	H	11/19/2008
	52	North Carolina Central	H	2/17/2009
9.	50	George Mason	N (orl)	11/22/2007
	50	Eastern Kentucky	N (vi)	11/16/2018

### Fewest Points in the Paint

1.	8	West Virginia	A	2/3/2018
	8	Kansas	A	2/25/2018
3.	10	Nebraska	H	1/11/2006
	10	Texas	H	2/7/2015
	10	Texas Tech	A	2/28/2022
6.	12	Texas	A	2/12/2005
	12	Kansas	N (kc)	3/11/2005
	12	California	A	11/29/2006
	12	Nebraska	H	1/27/2007
	12	Oklahoma State	A	1/8/2011
	12	Gonzaga	N (sea)	12/15/2012
	12	Florida	H (kc)	12/22/2012
	12	Bradley	H	12/9/2015

### Most Points Off Turnovers

1.	41	Gardner-Webb	H	12/14/2008
2.	40	South Dakota	H	1/3/2010
3.	39	Washington State	H	12/5/2009
4.	38	Northern Arizona	H	11/20/2017
5.	37	Maryland-Eastern Shore	H	12/19/2006
6.	36	USC Upstate	H	12/5/2017
7.	34	Lamar	H	11/12/2012
8.	33	Emporia State	H	11/29/2010
	33	Texas	H	1/30/2013
10.	32	North Carolina Central	H	2/17/2009

### Fewest Points Off Turnovers

1.	1	West Virginia	N (kc)	3/10/2017
2.	2	Saint Louis	H	1/2/2003
	2	California	A	11/29/2006
	2	Ole Miss	A	1/29/2022
5.	3	Wisconsin	N (tuc)	3/19/2011
	3	Georgetown	N (pr)	11/22/2013
	3	Texas Tech	H	2/10/2018
8.	4	Iowa State	A	2/3/2001
	4	Kansas	A	2/27/2002
	4	Kansas	A	1/11/2014
	5	6 times (last time)		
		Kansas	A	2/2/2021

### Most Second Chance Points

1.	28	William & Mary	H	11/11/2006
	28	Oklahoma State	H	2/9/2008
3.	27	Missouri	H	2/16/2008
	27	North Florida	H	12/11/2011
5.	26	Lipscomb	H	11/25/2003
	26	Western Illinois	H	11/17/2007
	26	Chicago State	H	1/5/2009
8.	25	13 times (last time)		
		Oklahoma State	A	3/3/2014

### Fewest Second Chance Points

1.	0	TCU	H	3/2/2016
2.	1	Marquette	A	12/1/2018
3.	2	Toledo	N (vi)	11/24/2002
	2	Oklahoma	H	2/19/2005
	2	Iowa State	A	1/26/2013
	2	Kansas	A	2/11/2013
	2	Texas Tech	A	1/10/2017
	2	West Virginia	A	2/11/2017
	2	Baylor	A	1/22/2018
	2	Kansas	N (kc)	3/9/2018
	2	Missouri	N (vi)	11/19/2018
	2	Omaha	H	12/29/2020
	2	North Dakota	H	11/28/2021

### Most Fast Break Points

1.	35	South Dakota	H	1/3/2010
2.	26	Georgia Southern	H	11/18/2005
	26	Cleveland State	H	12/5/2006
4.	24	Pittsburg State	H	11/11/2007
	24	SE Missouri State	H	11/16/2008
	24	Emporia State	H	11/29/2010
	24	Kennesaw State	H	11/9/2018
	24	Fort Hays State	H	12/8/2020
9.	23	Texas A&M-Corpus Christi	H	12/20/2003
	23	Savannah State	H	1/7/2008
	23	Texas Tech	H	1/15/2011
	23	Texas	H	2/8/2014

### Fewest Fast Break Points

1.	0	46 times (last time)		
		Texas	A	1/18/2022
2.	2	64 times (last time)		
		UC Irvine	N (vi)	3/22/2019

### Most Bench Points

1.	59	Gardner-Webb	H	12/14/2008
	59	Chicago State	H	1/5/2009
3.	50	Kansas	A	2/17/2007
4.	48	Southern Illinois	N (hono)	12/22/2011
5.	46	SE Missouri State	H	11/16/2008
6.	45	Colorado	H	2/10/2007
	45	Idaho State	H	1/3/2009
	45	Duke	N (kc)	11/23/2010
	45	North Dakota	H	11/9/2012
	45	Texas	H	1/30/2013

### Fewest Bench Points

1.	0	Syracuse	N (pitt)	3/17/2012
	0	Texas	H	12/30/2016
	0	George Washington	N (lv)	11/24/2017
	0	Georgia	H	1/27/2018
	0	Iowa State	N (kc)	3/15/2019
6.	2	Oklahoma	H	2/19/2005
	2	Oklahoma	A	2/25/2006
	2	Kansas	N (okc)	3/10/2007
	2	Maryland	N (bkn)	11/26/2016
	2	Tulsa	H (wich)	12/9/2017
	2	West Virginia	A	2/18/2019

## Opponents

### Most Points in the Paint

1.	60	Kansas	A	2/7/2007
2.	50	Tennessee Tech	H	11/18/2006
	50	West Virginia	A	2/11/2017
4.	48	Kansas	A	1/29/2011
	48	Georgetown	N (pr)	11/22/2013
6.	46	Kansas	H	2/8/2003
	46	Iowa State	N (kc)	3/13/2014
8.	44	Baylor	N (kc)	3/8/2012
	44	Kansas	A	1/3/2017
	44	Baylor	A	1/27/2021
10.	42	nine times (last time)		
		Oklahoma State	H	2/22/2017

### Fewest Points in the Paint

1.	4	UMKC	H	11/14/2017
2.	8	Saint Louis	H	1/2/2003
	8	Savannah State	H	1/7/2008
	8	Alabama-Huntsville	H	11/13/2012
5.	10	Saint Louis	A	1/3/2004
	10	Texas	H	3/6/2004
	10	Boston University	N (pr)	11/19/2009
	10	Alcorn State	H	12/6/2010
	10	Long Beach State	N (pr)	11/24/2013
10.	12	13 times (last time)		
		Jacksonville	H	12/21/2020

### Most Points Off Turnovers

1.	42	Kansas	A	2/27/2002
2.	34	Nebraska	A	1/17/2009
	34	Baylor	A	1/27/2021
3.	31	Illinois	H	12/2/2000
4.	30	Baylor	H	1/10/2012
	30	Oklahoma	A	1/14/2012
	30	Kansas	A	2/3/2016
	30	Texas Tech	H	1/14/2020
8.	29	Northwestern	A	12/8/2001
	29	Kansas	H	2/17/2021

10.	28	Kansas	H	2/4/2002
	28	Missouri	A	1/17/2011

### Fewest Points Off Turnovers

1.	0	Colorado	H	2/20/2002
	0	Cal State Fullerton	H	11/30/2005
	0	Colorado	H	2/10/2007
4.	1	Nebraska	A	2/23/2011
5.	2	Presbyterian	H	11/18/2010
	2	UMES	H	11/13/2015
	2	Missouri	N (kc)	11/23/2015
	2	Georgia	H	1/27/2018
	2	Loyola Chicago	N (atl)	3/24/2018
10.	3	7 times (last time)		
		Illinois	N (kc)	11/23/2021

### Most Second Chance Points

1.	26	Kansas	A	2/7/2007
2.	24	Iowa State	A	1/20/2015
3.	23	Colorado	N (dal)	3/13/2003
	23	Xavier (Ohio)	N (cin)	12/31/2007
	23	Tennessee	A	1/28/2017
6.	22	8 times (last time)		
		Kansas	A	1/21/2020

### Fewest Second Chance Points

1.	0	Toledo	N (vi)	11/24/2002
	0	Arkansas-Pine Bluff	H	12/4/2002
	0	Missouri	A	1/13/2007
	0	Iowa State	H	2/3/2009
	0	Georgia	H	12/31/2014
	0	Georgia State	H	12/15/2018
	0	Texas Tech	H	1/15/2022
9.	1	Missouri	H	1/21/2006
	1	Iowa State	H	2/17/2007
	1	Southern Miss	H (kc)	12/11/2008

### Most Fast Break Points

1.	24	Oklahoma	H	1/9/2016
2.	23	Kansas	A	2/27/2002
	23	Kansas	H	2/8/2003
	23	Iowa State	H	2/8/2006
	23	Oklahoma	A	1/19/2021
6.	21	Baylor	A	1/27/2021
7.	20	Baylor	H	2/3/2020
8.	19	UTSA	H	12/18/2004
	19	Wagner	H	12/29/2007
10.	18	Colorado	H	2/5/2005
	18	Baylor	H	1/10/2012
	18	Omaha	H	11/15/2016

### Fewest Fast Break Points

1.	0	53 times (last time)		
		TCU	N (kc)	3/8/2018
2.	2	64 times (last time)		
		Texas	A	1/18/2022

### Most Bench Points

1.	73	Kansas	A	2/27/2002
2.	54	West Virginia	H	1/2/2016
3.	47	West Virginia	A	2/11/2015
4.	45	Baylor	H	3/3/2018
5.	44	Kansas	A	2/7/2007
	44	West Virginia	H	1/9/2018
7.	41	Iowa State	N (kc)	3/13/2014
	41	West Virginia	H	1/18/2020
9.	40	Missouri	A	2/25/2009
	40	Southern Illinois	N (hono)	12/22/2011

### Fewest Bench Points

1.	0	Iowa State	A	2/22/2003
	0	TCU	N (kc)	3/11/2020
3.	1	Oklahoma	H	1/10/2009
4.	2	11 times (last time)		
		Iowa State	A	2/12/2022

Note: Speciality statistics began being kept in 2000-01.

#### LOCATION KEY:

atl-Atlanta, Ga.  
 bkn-Brooklyn, N.Y.  
 cha-Charlotte, N.C.  
 cin-Cincinnati, Ohio  
 dal-Dallas, Texas  
 hano-Honolulu, Hawaii  
 kc-Kansas City, Mo.  
 mia-Miami, Fla.  
 okc-Oklahoma City, Okla.  
 orl-Orlando, Fla.  
 pitt-Pittsburgh, Pa.  
 pr-San Juan, P.R.  
 sea-Seattle, Wash.  
 sl-St. Louis, Mo.  
 tuc-Tucson, Ariz.  
 vi-St. Thomas, Virgin Islands



Individual Career Records

Career Points

1.	2,132	Jacob Pullen	2007-11	135 gms
2.	2,115	Mike Evans	1974-78	117 gms
3.	1,844	Rolando Blackman	1977-81	121 gms
4.	1,834	Askia Jones	1989-94	124 gms
5.	1,781	Barry Brown, Jr.	2015-19	139 gms
6.	1,685	Bob Boozer	1956-59	77 gms
7.	1,655	Steve Henson	1987-90	127 gms
8.	1,576	Rodney McGruder	2009-13	135 gms
9.	1,546	Cartier Martin	2003-07	112 gms
10.	1,510	Dean Wade	2015-19	126 gms

Career Miscellaneous

- **Most Points in a One-Year Career:**  
866 Michael Beasley 2007-08 33 gms
- **Most Points in a Two-Year Career:**  
1,327 Mitch Richmond 1986-88 64 gms
- **Most Points in a Three-Year Career:**  
1,685 Bob Boozer 1956-59 77 gms
- **Most Points in a Four-Year Career:**  
2,132 Jacob Pullen 2010-11 135 gms

Career Scoring Average

1.	26.2	Michael Beasley	2007-08	33 gms
2.	21.9	Bob Boozer	1956-59	77 gms
3.	21.3	Norris Coleman	1985-87	47 gms
4.	20.7	Mitch Richmond	1986-88	64 gms
5.	20.6	Willie Murrell	1962-64	54 gms
6.	18.1	Mike Evans	1974-78	117 gms
7.	17.5	Curtis Redding	1976-78	59 gms
8.	16.5	Jean Derouillere	1989-91	53 gms
9.	16.4	Chuckie Williams	1972-76	83 gms
10.	16.3	Jeremiah Massey	2003-05	57 gms

Career Points/Conference

1.	1,097	Mike Evans	1974-78	56 gms^
2.	1,003	Barry Brown, Jr.	2015-19	72 gms^
3.	995	Jacob Pullen	2007-11	64 gms^
4.	882	Dean Wade	2015-19	69 gms
5.	877	Rolando Blackman	1977-81	56 gms^
6.	843	Bob Boozer*	1956-59	38 gms^
7.	839	Rodney McGruder	2009-13	66 gms
8.	821	Askia Jones	1989-94	56 gms^
9.	801	Cartier Martin	2003-07	60 gms
10.	796	Steve Henson	1987-90	42 gms^

Career Points/Big 12 Only

1.	1,003	Barry Brown, Jr.	2015-19	72 gms^
2.	995	Jacob Pullen	2007-11	64 gms^
3.	882	Dean Wade	2015-19	69 gms
4.	839	Rodney McGruder	2009-13	66 gms
5.	801	Cartier Martin	2003-07	60 gms
6.	734	Xavier Sneed	2016-20	72 gms^
7.	664	Wesley Iwundu	2013-17	72 gms^
8.	655	Thomas Gipson	2011-15	72 gms^
9.	584	Jamar Samuels	2008-12	66 gms^
10.	578	Denis Clemente	2008-10	32 gms^

Other 500+ Career Points/Conference

666	Chuckie Williams*	1972-76	41 gms
643	Norris Coleman	1985-87	27 gms
616	Lon Kruger*	1971-74	40 gms
592	Mitch Richmond	1986-88	28 gms^
576	Willie Murrell	1962-64	28 gms^
566	Tyrone Adams	1978-82	49 gms
562	Kamau Stokes	2015-19	55 gms
552	Steve Mitchell*	1970-73	42 gms^
549	Shawn Rhodes	1995-99	62 gms^
549	Jeremiah Massey	2003-05	32 gms^
541	Jack Parr*	1955-58	36 gms
534	Will Spradling	2010-14	69 gms
529	Ayome May	1995-99	62 gms^
523	Manny Dies	1995-99	51 gms
521	Lance Harris	2003-07	63 gms
511	Cedric Price*	1958-61	42 gms^
510	Ernie Kusnyer*	1970-73	42 gms^

\*Only played 3 seasons due to freshman ineligibility  
^Played in every conference game in career

Career Scoring Average/Conference

1.	23.8	Norris Coleman	1985-87	27 gms
2.	22.2	Bob Boozer*	1956-59	38 gms^
3.	21.1	Mitch Richmond	1986-88	28 gms^
4.	20.6	Willie Murrell	1962-64	28 gms^
5.	19.6	Mike Evans	1974-78	56 gms^
6.	19.0	Steve Henson	1987-90	42 gms^
7.	18.1	Denis Clemente	2008-10	32 gms^
8.	17.2	Jeremiah Massey	2003-05	32 gms^
9.	16.2	Chuckie Williams*	1972-76	41 gms
10.	15.7	Rolando Blackman	1977-81	56 gms^

Career Scoring Average/Big 12 Only

1.	18.1	Denis Clemente	2008-10	32 gms^
2.	17.2	Jeremiah Massey	2003-05	32 gms^
3.	15.6	Jacob Pullen	2007-11	64 gms^
4.	13.9	Barry Brown, Jr.	2015-19	72 gms^
5.	13.4	Cartier Martin	2003-07	60 gms
6.	12.8	Dean Wade	2015-19	69 gms
7.	12.7	Rodney McGruder	2009-13	66 gms
8.	10.2	Xavier Sneed	2016-20	72 gms^
9.	10.2	Kamau Stokes	2015-19	55 gms
10.	9.2	Wesley Iwundu	2013-17	72 gms^

Career Points by a Junior College Transfer

1.	1,327	Mitch Richmond	1986-88	64 gms
2.	1,112	Willie Murrell	1962-64	54 gms
3.	929	Jeremiah Massey	2003-05	57 gms
4.	875	Jean Derouillere	1989-91	53 gms
5.	875	David Hoskins	2005-07	63 gms
6.	846	Will Scott	1986-88	65 gms
7.	842	Randy Reed	1980-82	64 gms
8.	838	Jerry Venable	1968-70	54 gms
9.	829	Matt Siebrandt	2000-03	87 gms
10.	803	Elliot Hatcher	1994-96	54 gms

Career Points by a Division I Transfer

1.	1,093	Denis Clemente	2008-10	69 gms
2.	747	Deryl Cunningham	1991-94	86 gms
3.	689	Curtis Kelly	2009-11	62 gms
4.	688	Tyrone Davis	1994-96	56 gms
5.	682	Tim Jankovich	1979-82	90 gms
6.	621	Justin Edwards	2014-16	65 gms
7.	437	Tony Massop	1988-90	62 gms
8.	396	Chris Griffin	1996-99	88 gms
9.	394	Mark Smith	2021-22	31 gms
10.	363	Gerald Eaker	1995-97	54 gms

Career Double-Digit Scoring Games

1.	105	Jacob Pullen	2007-11	135 gms
2.	100	Rolando Blackman	1977-81	121 gms
3.	93	Mike Evans	1974-78	117 gms
4.	91	Barry Brown, Jr.	2015-19	139 gms
5.	87	Askia Jones	1989-94	124 gms
6.	86	Rodney McGruder	2012-13	135 gms
7.	81	Dean Wade	2015-19	126 gms
8.	79	Steve Henson	1987-90	127 gms
9.	77	Xavier Sneed	2016-20	137 gms
10.	76	Cartier Martin	2003-07	112 gms

Career 30-Point Games

1.	13	Michael Beasley	2007-08	33 gms
2.	10	Bob Boozer	1956-59	77 gms
3.	8	Chuckie Williams	1972-76	84 gms
8	Norris Coleman	1985-87	47 gms	
5.	7	Mitch Richmond	1986-88	64 gms
6.	6	Mike Evans	1974-78	117 gms
7.	5	Dick Knostman	1950-53	74 gms
5	Curtis Redding	1976-78	59 gms	
5	Askia Jones	1989-94	124 gms	
5	Jacob Pullen	2010-11	135 gms	

Career 20-Point Games

1.	45	Bob Boozer	1956-59	77 gms
2.	42	Jacob Pullen	2007-11	135 gms
3.	40	Mike Evans	1974-78	117 gms
4.	34	Mitch Richmond	1986-88	64 gms
34	Askia Jones	1989-94	124 gms	
6.	33	Norris Coleman	1985-87	47 gms
7.	28	Chuckie Williams	1972-76	84 gms
28	Cartier Martin	2003-07	112 gms	
9.	27	Rolando Blackman	1977-81	121 gms
26	Willie Murrell	1962-64	54 gms	
26	Michael Beasley	2007-08	33 gms	

1,000-Point Scorers (31)

Rk	Pts.	Player	Years	Games
1.	2,132	Jacob Pullen	2007-11	135 gms
2.	2,115	Mike Evans	1974-78	117 gms
3.	1,844	Rolando Blackman	1977-81	121 gms
4.	1,834	Askia Jones	1989-94	124 gms
5.	1,781	Barry Brown, Jr.	2015-19	139 gms
6.	1,685	Bob Boozer	1956-59	77 gms
7.	1,655	Steve Henson	1987-90	127 gms
8.	1,576	Rodney McGruder	2009-13	135 gms
9.	1,546	Cartier Martin	2003-07	112 gms
10.	1,510	Dean Wade	2015-19	126 gms
11.	1,463	Xavier Sneed	2016-20	137 gms
12.	1,364	Chuckie Williams	1972-76	84 gms
13.	1,327	Mitch Richmond	1986-88	64 gms
14.	1,304	Ed Nealy	1978-82	123 gms
15.	1,259	Jamar Samuels	2008-12	133 gms
16.	1,251	Tyrone Adams	1978-82	110 gms
17.	1,249	Wesley Iwundu	2013-17	132 gms
18.	1,242	Kamau Stokes	2015-19	119 gms
19.	1,232	Thomas Gipson	2011-15	131 gms
20.	1,184	Jack Parr	1955-58	70 gms
21.	1,112	Willie Murrell	1962-64	54 gms
22.	1,093	Denis Clemente	2008-10	69 gms
23.	1,083	Dick Knostman	1950-53	74 gms
24.	1,079	Steve Mitchell	1970-73	107 gms
25.	1,063	Lon Kruger	1971-74	80 gms
26.	1,045	Ernie Kusnyer	1970-73	82 gms
27.	1,030	Curtis Redding	1976-78	59 gms
28.	1,027	Will Spradling	2010-14	134 gms
29.	1,021	Lance Harris	2003-07	119 gms
30.	1,007	David Hall	1969-72	82 gms
31.	1,003	Norris Coleman	1985-87	47 gms

Fastest to 1,000 Career Points

1.	50	Mitch Richmond (game 20; junior year in 1987-88)
2.	51	Bob Boozer (game 1; senior year in 1958-59)
3.	52	Willie Murrell (game 27; senior year in 1963-64)
4.	58	Jack Parr (game 13; senior year in 1957-58)
5.	59	Mike Evans (game 2; junior year in 1976-77)
59	59	Curtis Redding (game 28; senior year in 1977-78)
7.	65	Denis Clemente (game 33; senior year in 2009-10)
8.	66	Chuckie Williams (game 10; senior year in 1975-76)
66	66	Norris Coleman (game 19; junior year in 1986-87)
71	66	Dick Knostman (game 18; senior year in 1952-53)
71	66	Rolando Blackman (game 14; junior year in 1979-80)
10.	76	Lon Kruger (game 23; senior year in 1973-74)
11.	77	Steve Mitchell (game 23; senior year in 1972-73)
12.	78	Jacob Pullen (game 11; junior year in 2009-10)
13.	80	Ernie Kusnyer (game 26; senior year in 1972-73)
14.	82	David Hall (game 28; senior year in 1971-72)
82	82	Cartier Martin (game 5; senior year in 2006-07)
16.	83	Askia Jones (game 22; junior year in 1992-93)
17.	87	Barry Brown, Jr. (game 19; junior year in 2017-18)
18.	90	Dean Wade (game 22; junior year in 2017-18)
19.	91	Steve Henson (game 26; junior year in 1988-89)
20.	95	Ed Nealy (game 3; senior year in 1981-82)
21.	98	Kamau Stokes (game 12; senior year in 2018-19)
22.	99	Tyrone Adams (game 20; senior year in 1981-82)
99	99	Rodney McGruder (game 32; junior year in 2011-12)
24.	105	Xavier Sneed (game 33; junior year in 2018-19)
25.	109	Jamar Samuels (game 6; senior year in 2011-12)
26.	111	Thomas Gipson (game 12; senior year in 2014-15)
27.	116	Lance Harris (game 32; senior year in 2006-07)
28.	125	Wesley Iwundu (game 28; senior year in 2016-17)
29.	127	Will Spradling (game 26; senior year in 2012-13)

Other Notable Scorers [800 points or more]

990	Ayome May	1995-99	117 gms
988	Eddie Elder	1981-85	91 gms
967	Shawn Rhodes	1995-99	116 gms
960	Wally Frank	1957-60	80 gms
942	Manny Dies	1995-99	104 gms
936	Steve Honeycutt	1966-69	77 gms
929	Jeremiah Massey	2003-05	57 gms
924	Mike McGuirl	2017-22	132 gms
896	Cedric Price	1958-61	77 gms
875	Jean Derouillere	1989-91	53 gms
875	David Hoskins	2005-07	63 gms
875	Marcus Foster	2013-15	62 gms
869	Ben Mitchell	1982-86	107 gms
867	Earl Seyfert	1965-68	75 gms
866	Michael Beasley	2007-08	33 gms
864	Cartier Diarra	2017-20	95 gms
863	D.J. Johnson	2012-17	129 gms
846	Will Scott	1986-88	65 gms
842	Randy Reed	1980-82	64 gms
841	Darryl Winston	1973-77	96 gms
810	Nijel Pack	2020-22	53 gms



K-State Players With...

2,000 Points (2)

■ Mike Evans (1974-78)	2115 points
■ Jacob Pullen (2007-11)	2132 points

1,000 Points/1,000 Rebounds (1)

■ Ed Nealy (1978-82)	1304 points/1069 rebounds
----------------------	---------------------------

1,500 Points/500 Rebounds (5)

■ Bob Boozer (1956-59)	1685 points/824 rebounds
■ Rolando Blackman (1977-81)	1844 points/607 rebounds
■ Cartier Martin (2003-07)	1546 points/540 rebounds
■ Rodney McGruder (2009-13)	1576 points/654 rebounds
■ Dean Wade (2015-19)	1510 points/684 rebounds

1,500 Points/500 Assists (1)

■ Steve Henson (1986-90)	1655 points/582 assists
--------------------------	-------------------------

1,000 Points/500 Rebounds/200 Assists/100 Steals (4)

■ Ed Nealy (1978-82)	1304 points/1069 rebounds/270 assists/118 steals
■ Wesley Iwundu (2013-17)	1249 points/618 rebounds/366 assists/121 steals
■ Dean Wade (2015-19)	1510 points/684 rebounds/260 assists/118 steals
■ Xavier Sneed (2016-20)	1463 points/612 rebounds/205 assists/195 steals

1,000 Points/500 Rebounds/200 Assists (4)

■ Rolando Blackman (1977-81)	1844 points/607 rebounds/320 assists
■ Ed Nealy (1978-82)	1304 points/1069 rebounds/270 assists
■ Wesley Iwundu (2013-17)	1249 points/618 rebounds/366 assists
■ Dean Wade (2015-19)	1510 points/684 rebounds/260 assists
■ Xavier Sneed (2016-20)	1463 points/612 rebounds/205 assists

1,000 Points/500 Rebounds/100 Steals (5)

■ Ed Nealy (1978-82)	1304 points/1069 rebounds/118 steals
■ Jamar Samuels (2008-12)	1259 points/716 rebounds/109 steals
■ Wesley Iwundu (2013-17)	1249 points/618 rebounds/121 steals
■ Dean Wade (2015-19)	1510 points/684 rebounds/118 steals
■ Xavier Sneed (2016-20)	1463 points/612 rebounds/195 steals

1,000 Points/500 Rebounds (15)

■ Jack Parr (1955-58)	1184 points/889 rebounds
■ Bob Boozer (1956-59)	1685 points/824 rebounds
■ Willie Murrell (1962-64)	1112 points/576 rebounds
■ David Hall (1969-72)	1007 points/827 rebounds
■ Ernie Kusnyer (1970-73)	1045 points/612 rebounds
■ Steve Mitchell (1970-73)	1079 points/649 rebounds
■ Rolando Blackman (1977-81)	1844 points/607 rebounds
■ Ed Nealy (1978-82)	1304 points/1069 rebounds
■ Cartier Martin (2003-07)	1546 points/540 rebounds
■ Jamar Samuels (2008-12)	1259 points/716 rebounds
■ Rodney McGruder (2009-13)	1576 points/654 rebounds
■ Thomas Gipson (2011-15)	1232 points/700 rebounds
■ Wesley Iwundu (2013-17)	1249 points/618 rebounds
■ Dean Wade (2015-19)	1510 points/684 rebounds
■ Xavier Sneed (2016-20)	1463 points/612 rebounds

1,000 Points/500 Assists (1)

■ Steve Henson (1986-90)	1655 points/582 assists
--------------------------	-------------------------

1,000 Points/200 Assists/100 Steals (10)

■ Ed Nealy (1978-82)	1304 points/270 assists/118 steals
■ Steve Henson (1986-90)	1655 points/582 assists/190 steals
■ Askia Jones (1989-94)	1834 points/271 assists/133 steals
■ Jacob Pullen (2007-11)	2132 points/455 assists/210 steals
■ Will Spradling (2010-14)	1027 points/331 assists/128 steals
■ Wesley Iwundu (2013-17)	1249 points/366 assists/121 steals
■ Barry Brown, Jr. (2015-19)	1781 points/350 assists/254 steals
■ Kamau Stokes (2015-19)	1242 points/415 assists/135 steals
■ Dean Wade (2015-19)	1510 points/260 assists/118 steals
■ Xavier Sneed (2016-20)	1463 points/205 assists/195 steals

1,000 Points/200 Assists (13)

■ Tyrone Adams (1978-82)	1251 points/323 assists
■ Ed Nealy (1978-82)	1304 points/270 assists
■ Mitch Richmond (1986-88)	1327 points/205 assists
■ Steve Henson (1986-90)	1655 points/582 assists
■ Askia Jones (1989-94)	1834 points/271 assists
■ Denis Clemente (2008-10)	1093 points/266 assists
■ Jacob Pullen (2007-11)	2132 points/455 assists
■ Will Spradling (2010-14)	1027 points/331 assists
■ Wesley Iwundu (2013-17)	1249 points/366 assists

1,000 Points/200 Assists (cont.)

■ Barry Brown, Jr. (2015-19)	1781 points/350 assists
■ Kamau Stokes (2015-19)	1242 points/415 assists
■ Dean Wade (2015-19)	1510 points/260 assists
■ Xavier Sneed (2016-20)	1463 points/205 assists

1,000 Points/200 Steals (2)

■ Jacob Pullen (2007-11)	2132 points/210 steals
■ Barry Brown, Jr. (2015-19)	1781 points/254 steals

1,000 Points/100 Steals (12)

■ Ed Nealy (1978-82)	1304 points/118 steals
■ Steve Henson (1986-90)	1655 points/190 steals
■ Askia Jones (1989-94)	1834 points/133 steals
■ Jacob Pullen (2007-11)	2132 points/210 steals
■ Jamar Samuels (2008-12)	1259 points/109 steals
■ Rodney McGruder (2009-13)	1576 points/116 steals
■ Will Spradling (2010-14)	1027 points/128 steals
■ Wesley Iwundu (2013-17)	1249 points/121 steals
■ Barry Brown, Jr. (2015-19)	1781 points/254 steals
■ Kamau Stokes (2015-19)	1242 points/135 steals
■ Dean Wade (2015-19)	1510 points/118 steals
■ Xavier Sneed (2016-20)	1463 points/195 steals

500 Points/500 Rebounds (28)

■ Jack Parr (1955-58)	1184 points/889 rebounds
■ Bob Boozer (1956-59)	1685 points/824 rebounds
■ Wally Frank (1957-60)	960 points/535 rebounds
■ Cedric Price (1958-61)	896 points/605 rebounds
■ Willie Murrell (1962-64)	1112 points/576 rebounds
■ Nick Pino (1965-68)	783 points/561 rebounds
■ Earl Seyfert (1965-68)	867 points/527 rebounds
■ Gene Williams (1967-69)	545 points/581 rebounds
■ David Hall (1969-72)	1007 points/827 rebounds
■ Ernie Kusnyer (1970-73)	1045 points/612 rebounds
■ Steve Mitchell (1970-73)	1079 points/649 rebounds
■ Carl Gerlach (1972-76)	786 points/619 rebounds
■ Darryl Winston (1973-77)	841 points/573 rebounds
■ Rolando Blackman (1977-81)	1844 points/607 rebounds
■ Ed Nealy (1978-82)	1304 points/1069 rebounds
■ Deryl Cunningham (1991-94)	747 points/624 rebounds
■ Manny Dies (1995-99)	942 points/567 rebounds
■ Shawn Rhodes (1995-99)	967 points/593 rebounds
■ Tony Kitt (1998-2000)	644 points/506 rebounds
■ Cartier Martin (2003-07)	1546 points/540 rebounds
■ Jamar Samuels (2008-12)	1259 points/716 rebounds
■ Jordan Henriquez-Roberts (2009-13)	589 points/562 rebounds
■ Rodney McGruder (2009-13)	1576 points/654 rebounds
■ Thomas Gipson (2011-15)	1232 points/700 rebounds
■ D.J. Johnson (2012-17)	863 points/551 rebounds
■ Wesley Iwundu (2013-17)	1249 points/618 rebounds
■ Dean Wade (2015-19)	1510 points/684 rebounds
■ Xavier Sneed (2016-20)	1463 points/612 rebounds

Averaged a Double-Double (6)

Player	Years	PPG	RPG
■ Jack Parr	1955-58	16.9	12.7
■ Bob Boozer	1956-59	21.9	10.7
■ Willie Murrell	1962-64	20.6	10.7
■ Gene Williams	1967-69	10.1	10.8
■ David Hall	1969-72	12.3	10.1
■ Michael Beasley	2007-08	26.2	12.4

Averaged 20 Points Four Times

None

Averaged 20 Points Three Times

None

Averaged 20 Points Twice (3)

Player	Years	Fr.	So.	Jr.	Sr.
■ Bob Boozer	1956-59	n/a	--	20.1	25.6
■ Chuckie Williams	1972-76	--	--	22.1	20.9
■ Norris Coleman	1985-87	--	--	21.8	20.7

Averaged 10 Points Four Times (2)

Player	Years	Fr.	So.	Jr.	Sr.
■ Mike Evans	1974-78	17.0	17.9	18.3	19.1
■ Rolando Blackman	1977-81	10.9	17.3	17.8	15.0

Averaged 10 Points Three Times (14)

Player	Years	Fr.	So.	Jr.	Sr.
■ Jack Parr	1955-58	n/a	17.4	20.6	13.6
■ Bob Boozer	1956-59	n/a	19.6	20.1	25.6
■ David Hall	1969-72	n/a	12.0	11.5	13.2
■ Ernie Kusnyer	1970-73	n/a	12.7	10.9	14.5
■ Steve Mitchell	1970-73	n/a	14.3	10.1	15.2
■ Tyrone Adams	1978-82	--	10.4	11.5	14.9
■ Ed Nealy	1978-82	10.2	--	11.0	11.3
■ Askia Jones	1989-94	--	15.5	13.2	22.1
■ Lance Harris	2003-07	--	10.4	10.7	10.4
■ Cartier Martin	2003-07	--	10.5	18.0	17.1
■ Rodney McGruder	2009-13	--	11.1	15.8	15.6
■ Jacob Pullen	2007-11	--	13.9	19.3	20.2
■ Barry Brown, Jr.	2015-19	--	11.7	15.9	14.6
■ Xavier Sneed	2016-20	--	11.1	10.6	14.2

Averaged 10 Points/5 Rebounds/2 Assists (4)

Player	Years	PPG	RPG	APG
■ Rolando Blackman	1977-81	15.2	5.0	2.6
■ Ed Nealy	1978-82	10.6	8.7	2.2
■ Mitch Richmond	1986-88	20.7	6.0	3.2
■ Dean Wade	2015-19	12.0	5.4	2.1

Averaged 10 Points/5 Rebounds (34)

Player	Years	PPG	RPG
■ Jack Parr	1955-58	16.9	12.7
■ Bob Boozer	1956-59	21.9	10.7
■ Wally Frank	1957-60	12.0	6.7
■ Cedric Price	1958-61	11.6	7.9
■ Larry Comley	1959-61	12.7	8.9
■ Mike Wroblewski	1959-62	10.7	5.4
■ Gary Marriotti	1960-63	10.3	5.3
■ Willie Murrell	1962-64	20.6	10.7
■ Nick Pino	1965-68	10.6	7.6
■ Earl Seyfert	1965-68	11.6	7.0
■ Gene Williams	1967-69	10.1	10.8
■ Jerry Venable	1968-70	15.5	7.9
■ David Hall	1969-72	12.3	10.1
■ Bob Zender	1969-72	10.0	6.1
■ Ernie Kusnyer	1970-73	12.7	7.5
■ Steve Mitchell	1970-73	13.2	7.9
■ Larry Dassie	1975-77	10.2	7.6
■ Curtis Redding	1976-78	17.5	7.0
■ Rolando Blackman	1977-81	15.2	5.0
■ Ed Nealy	1978-82	10.6	8.7
■ Randy Reed	1980-82	13.2	5.2
■ Eddie Elder	1981-85	10.9	6.1
■ Norris Coleman	1985-87	21.3	8.2
■ Mitch Richmond	1986-88	20.7	6.0
■ Fred McCoy	1987-89	12.3	5.3
■ Tyrone Davis	1994-96	12.3	7.0
■ Tony Kitt	1998-2000	10.6	8.3
■ Pervis Pasco	2001-03	11.3	7.9
■ Jeremiah Massey	2003-05	16.3	7.4
■ David Hoskins	2005-07	13.9	5.3
■ Bill Walker	2006-08	15.3	6.0
■ Michael Beasley	2007-08	26.2	12.4
■ Curtis Kelly	2009-11	11.1	5.9
■ Dean Wade	2015-19	12.0	5.4

Four Seasons with 300 Points (4)

Player	Years	Fr.	So.	Jr.	Sr.
■ Rolando Blackman	1977-81	315	483	552	494
■ Mike Evans	1974-78	492	502	566	555
■ Jacob Pullen	2007-11	319	472	715	626
■ Dean Wade	2015-19	328	326	533	323

Multiple 500-Point Seasons (9)

Player	Years	Fr.	So.	Jr.	Sr.
■ Bob Boozer	1956-59	n/a	--	544	691
■ Chuckie Williams	1972-76	--	--	640	585
■ Mike Evans	1974-78	--	--	502	556
■ Curtis Redding	1976-78	516	514	--	--
■ Mitch Richmond	1986-88	--	559	768	--
■ Steve Henson	1986-90	--	--	555	556
■ Cartier Martin	2003-07	--	--	504	599
■ Jacob Pullen	2007-11	--	--	715	626
■ Rodney McGruder	2009-13	--	--	523	547





**1. Jacob Pullen [2,132]**

G // 6-0 // 185 // Maywood, Ill. (Proviso East)

The school's all-time leading scorer (2,132 points) and just the second Wildcat (joining Mike Evans) to eclipse 2,000 career points... Pullen set the career scoring mark with 38 points vs. Wisconsin (3/19/11) in the NCAA Tournament, which are the most points by a Wildcat in an NCAA Tournament game... The first three-time team captain in school history, he was twice named an All-American (2010, 2011) and was a three-time All-Big 12 selection (2009, 2010, 2011)... He was named as the 2011 winner of the Frances Pomeroy Naismith Award, which goes to the best player 6-foot and under by the Naismith Memorial Basketball Hall of Fame... He is the first Wildcat with at least 1,800 points, 400 assists, 300 rebounds and 200 steals and the first to post at least 600 points in consecutive seasons, including the fourth player to top 700 points in a single season... His 37 consecutive double-digit scoring games are the longest single-season streak and the second-longest overall in school history.

YEAR	GP-GS	MIN	FGM-A	PCT	3FGM-A	PCT	FTM-A	PCT	REB	AST	BLK	ST	PTS	AVG
2007-08	33-14	771	108-269	.401	40-132	.303	63-92	.685	45	106	1	40	319	9.7
2008-09	34-34	1027	153-403	.380	75-224	.335	91-125	.728	91	109	2	54	472	13.9
2009-10	37-37	1168	201-480	.419	110-278	.396	203-247	.822	96	125	2	67	715	19.3
2010-11	31-31	1012	191-448	.426	74-194	.381	170-220	.773	90	115	4	49	626	20.2
<b>Totals</b>	<b>135-116</b>	<b>3978</b>	<b>653-1600</b>	<b>.408</b>	<b>299-828</b>	<b>.361</b>	<b>527-684</b>	<b>.770</b>	<b>322</b>	<b>455</b>	<b>9</b>	<b>210</b>	<b>2132</b>	<b>15.8</b>



**2. Mike Evans [2,115]**

G // 6-1 // 165 // Goldsboro, N.C. (Laurinburg Prep)

One of the most prolific scorers in school history, Evans was the first Wildcat to score 2,000 career points and currently ranks second on the all-time scoring list with 2,115 points... He still places among the Top 10 in a number of single-game, season and/or career categories in school history, including tops in career field goals made (890) and field goals attempted (1,810), second in career scoring and third in career double-digit scoring games (93) and career 20-point games (40)... He is the only Wildcat to score 500 or more points in three separate seasons... A two-time Big Eight Player of the Year, he averaged 18.3 points as a junior in guiding the Wildcats to both the Big Eight regular-season and tournament titles and a trip to the Midwest Regional Final... He averaged 19.1 points as a senior in earning First Team All-American honors.

YEAR	GP-GS	MIN	FGM-A	PCT	3FGM-A	PCT	FTM-A	PCT	REB	AST	BLK	ST	PTS	AVG
1974-75	29-28	--	213-446	.478	--	--	66-81	.815	103	--	--	--	492	17.0
1975-76	28-28	--	216-425	.508	--	--	70-82	.854	94	--	--	--	502	17.9
1976-77	31-31	--	227-468	.485	--	--	112-145	.772	110	91	--	--	566	18.3
1977-78	29-29	--	284-471	.497	--	--	87-120	.725	86	91	--	--	555	19.1
<b>Totals</b>	<b>117-116</b>	--	<b>890-1810</b>	<b>.492</b>	--	--	<b>335-428</b>	<b>.783</b>	<b>393</b>	<b>182</b>	--	--	<b>2115</b>	<b>18.1</b>



**3. Rolando Blackman [1,844]**

G // 6-6 // 190 // Brooklyn, N.Y. (William E. Grady)

One of three Wildcats to earn first team All-America honors in consecutive seasons, Blackman was scoring machine for K-State during his four-year career (1977-81), totaling 1,844 points... He led the school to 80 wins, including a pair of NCAA Tournaments and the 1980 Big Eight Tournament title... He was selected as an All-American his junior and senior seasons, in which, he helped the Wildcats to 46 wins and consecutive NCAA Tournament appearances while averaging 17.8 and 15.0 points per game, respectively... He is one of three Wildcats (along with Mike Evans and Lon Kruger) to be named Big Eight Player of the Year (1980) and the only two-time conference Defensive Player of the Year (1979, 1980)... He is the only Wildcat to earn all-league all four seasons (1978, 1979, 1980, 1981) and one of three to be chosen first team three times (1979, 1980, 1981).

YEAR	GP-GS	MIN	FGM-A	PCT	3FGM-A	PCT	FTM-A	PCT	REB	AST	BLK	ST	PTS	AVG
1977-78	29-24	--	127-269	.472	--	--	61-93	.656	187	45	--	--	315	10.9
1978-79	28-28	--	200-392	.510	--	--	83-113	.730	110	79	--	--	483	17.3
1979-80	31-31	--	226-419	.540	--	--	100-145	.690	145	94	--	--	552	17.8
1980-81	33-33	--	202-380	.532	--	--	90-115	.783	165	102	--	--	494	15.0
<b>Totals</b>	<b>121-116</b>	--	<b>755-1460</b>	<b>.517</b>	--	--	<b>334-466</b>	<b>.717</b>	<b>607</b>	<b>320</b>	--	--	<b>1844</b>	<b>15.2</b>



**4. Askia Jones [1,834]**

G // 6-5 // 200 // San Antonio, Texas (Marshall)

Perhaps best known for his school-record 62-point effort vs. Fresno State in 1994 Postseason NIT, Jones finished his four-year playing career (1989-94) with 1,834 points... Many of his accolades from that game still stand, as he holds records for most points in a half (45), most 3-point field goals made (14) and attempted (18)... During his senior year in 1993-94, he became the second Wildcat to score 700 or more points in a single season... His name still ranks among the best in many single-season and career 3-point categories, including first in single-season made (110) and attempted (279) and most by a sophomore (78; 1991-92), second in career attempted (624) and third in career made (237).

YEAR	GP-GS	MIN	FGM-A	PCT	3FGM-A	PCT	FTM-A	PCT	REB	AST	BLK	ST	PTS	AVG
1989-90	31-16	715	103-250	.412	4-15	.267	35-54	.648	86	47	2	25	245	7.9
1991-92	30-30	864	157-353	.445	78-195	.400	72-90	.800	128	70	2	26	464	15.5
1992-93	30-30	934	141-338	.417	45-135	.333	69-92	.750	122	88	6	37	396	13.2
1993-94	33-22	1034	227-533	.426	110-279	.394	165-200	.825	127	67	4	47	729	22.1
<b>Totals</b>	<b>124-98</b>	<b>3547</b>	<b>628-1474</b>	<b>.426</b>	<b>237-624</b>	<b>.380</b>	<b>341-436</b>	<b>.782</b>	<b>463</b>	<b>271</b>	<b>17</b>	<b>133</b>	<b>1834</b>	<b>14.8</b>



**5. Barry Brown, Jr. [1,781]**

G // 6-3 // 195 // St. Petersburg, Fla. (Gibbs)

The school's all-time leader in games played (139) as well as consecutive games played (139), Brown is considered not only as one of the program's most durable players but also one of the best defensive players in its long history... His 254 steals not only shattered the school's all-time mark by more than 44, it ranks as the sixth-most in Big 12 history... A semifinalist for the Naismith National Defensive Player of the Year, he became the first Wildcat to be selected as the conference's Defensive Player of the Year in the Big 12 era and the first since Rolando Blackman won it in back-to-back seasons in 1979 and 1980.

YEAR	GP-GS	MIN	FGM-A	PCT	3FGM-A	PCT	FTM-A	PCT	REB	AST	BLK	ST	PTS	AVG
2015-16	33-11	852	100-287	.348	45-134	.336	40-63	.635	92	50	3	40	285	8.6
2016-17	35-35	1146	146-354	.412	44-135	.326	72-117	.615	112	84	8	82	408	11.7
2017-18	37-37	1285	203-453	.448	42-132	.318	142-184	.772	116	120	5	67	590	15.9
2018-19	34-34	1189	184-425	.433	42-141	.298	88-124	.710	139	96	5	65	498	14.6
<b>Totals</b>	<b>139-117</b>	<b>4472</b>	<b>633-1519</b>	<b>.417</b>	<b>173-542</b>	<b>.319</b>	<b>342-488</b>	<b>.701</b>	<b>459</b>	<b>350</b>	<b>17</b>	<b>254</b>	<b>1781</b>	<b>12.8</b>



**6. Bob Boozer [1,685]**

F // 6-8 // 215 // Omaha, Neb. (Tech)

Considered to be K-State's most decorated player, Boozer was the landslide vote-getter for the school's All-Century Team released in 2003 and remains the only Wildcat to be a two-time consensus first team All-American... Despite playing more than 50 years ago, he still ranks among numerous Top 10 lists for single-game, single-season and career record, including first in career 20-point games (45), second in career scoring average (21.9 ppg.) and 30-point games (10), fourth in career rebounds (824) and fifth in career points (1,685)... A first team All-American in both 1957-58 and 1958-59, he averaged a double-double for his 77-game career with 21.9 points and 10.7 rebounds per game... He averaged a then school-record 25.6 points per game as a senior in 1958-59 en route to leading the school to the No. 1 ranking in the final regular season poll.

YEAR	GP-GS	MIN	FGM-A	PCT	3FGM-A	PCT	FTM-A	PCT	REB	AST	BLK	ST	PTS	AVG
1956-57	23-23	--	136-306	.444	--	--	178-229	.777	237	--	--	--	450	19.6
1957-58	27-27	--	195-441	.442	--	--	154-215	.716	281	--	--	--	544	20.1
1958-59	27-27	--	247-568	.435	--	--	197-258	.764	306	--	--	--	691	25.6
<b>Totals</b>	<b>77-77</b>	--	<b>578-1315</b>	<b>.440</b>	--	--	<b>529-702</b>	<b>.754</b>	<b>824</b>	--	--	--	<b>1685</b>	<b>21.9</b>



**7. Steve Henson [1,655]**

G // 6-1 // 180 // McPherson, Kan. (McPherson)

The first K-State player to lead the school to four consecutive NCAA Tournaments, Henson is considered by many as the program's greatest point guard... Once called "K-State's stick of dynamite," he broke 21 school records and etched his name among the Top 10 in 41 categories... He still owns career marks in seven categories, including assists (582), free throw percentage (90.0), minutes (4,474), minutes per game (35.2), consecutive games played (127) and consecutive starts (118)... He is the only Wildcat with 1,500 points and 500 assists.

YEAR	GP-GS	MIN	FGM-A	PCT	3FGM-A	PCT	FTM-A	PCT	REB	AST	BLK	ST	PTS	AVG
1986-87	31-22	950	75-190	.395	26-64	.406	57-69	.826	63	114	2	50	233	7.5
1987-88	34-34	1243	79-184	.429	42-83	.506	111-120	.925	81	186	7	35	311	9.1
1988-89	30-30	1123	192-413	.465	79-177	.446	92-100	.920	81	141	4	43	555	18.5
1989-90	32-32	1158	181-406	.446	93-213	.437	101-112	.902	85	141	0	62	556	17.4
<b>Totals</b>	<b>127-118</b>	<b>4474</b>	<b>527-1193</b>	<b>.442</b>	<b>240-537</b>	<b>.447</b>	<b>361-401</b>	<b>.900</b>	<b>310</b>	<b>582</b>	<b>9</b>	<b>190</b>	<b>1655</b>	<b>13.0</b>



**8. Rodney McGruder [1,576]**

G // 6-4 // 205 // Washington, D.C. (Arlington [Fla.] Country Day)

Apart of the winningest senior class with 101 victories and the second to advance to four consecutive NCAA Tournaments, McGruder finished his four-year career (2009-13) with 1,576 points, including more than 1,000 in his last two years... He ranks in the Top 10 in 14 career categories, while he is one of three Wildcats to rank in the Top 10 in career scoring and rebounding.

YEAR	GP-GS	MIN	FGM-A	PCT	3FGM-A	PCT	FTM-A	PCT	REB	AST	BLK	ST	PTS	AVG
2009-10	33-0	412	46-93	.495	18-43	.419	18-25	.720	91	17	10	10	128	3.9
2010-11	34-34	1040	130-296	.439	69-169	.408	49-69	.710	202	52	8	24	378	11.1
2011-12	33-33	1085	188-406	.463	59-130	.458	97-121	.802	173	46	9	38	523	15.8
2012-13	35-35	1171	204-462	.442	51-152	.336	88-117	.752	188	71	9	44	547	15.6
<b>Totals</b>	<b>135-102</b>	<b>3708</b>	<b>568-1257</b>	<b>.452</b>	<b>188-494</b>	<b>.381</b>	<b>252-332</b>	<b>.759</b>	<b>654</b>	<b>186</b>	<b>36</b>	<b>116</b>	<b>1576</b>	<b>11.7</b>



**9. Cartier Martin [1,546]**

G/F // 6-8 // 215 // Houston, Texas (Nimitz)

A four-year letterman, Martin is one of just eight Wildcats to top 1,500 points in a career, which includes more than 1,000 in his last two seasons... Twice named All-Big 12 Second Team (2006, 2007), he was the school's leading scorer during his junior (18.0 ppg.) and senior (17.1 ppg.) seasons... He still ranks in the Top 10 in a number of career categories.

YEAR	GP-GS	MIN	FGM-A	PCT	3FGM-A	PCT	FTM-A	PCT	REB	AST	BLK	ST	PTS	AVG
2003-04	20-3	377	49-124	.395	17-49	.347	23-27	.852	60	21	0	4	138	6.9
2004-05	29-28	831	112-239	.469	33-78	.423	48-70	.686	139	53	3	25	305	10.5
2005-06	28-28	919	161-341	.472	50-117	.427	132-157	.841	186	52	6	27	504	18.0
2006-07	35-18	963	197-428	.460	78-202	.386	127-159	.799	155	45	4	24	599	17.1
<b>Totals</b>	<b>112-77</b>	<b>3090</b>	<b>519-1132</b>	<b>.459</b>	<b>178-446</b>	<b>.399</b>	<b>330-423</b>	<b>.780</b>	<b>540</b>	<b>171</b>	<b>17</b>	<b>80</b>	<b>1546</b>	<b>13.8</b>



**10. Dean Wade [1,510]**

F // 6-10 // 228 // St. John, Kan. (St. John)

Just the second Wildcat to earn First Team All-Big 12 honors twice, Wade is one of just three players (joining Bob Boozer and Rodney McGruder) to rank in the Top 10 in both career scoring (1,510/10th) and rebounding





## 16. Tyrone Adams [1,251]

F // 6-6 // 195 // Chicago, Ill.  
(Martin Luther King)

A four-year letterman (1978-82) for some coach **Jack Hartman's** greatest teams, Adams helped the Wildcats win 85 games and advance to three NCAA Tournaments... One of six Wildcat 1,000-point scorers to shoot 50 percent or better from the field in his career.

YEAR	GP-GS	MIN	FGM-A	PCT	3FGM-A	PCT	FTM-A	PCT	REB	AST	BLK	ST	PTS	AVG
1978-79	28-17	--	94-196	.480	--	--	39-57	.684	85	64	--	--	227	8.1
1979-80	23-15	--	98-188	.521	--	--	44-53	.830	90	51	--	--	240	10.4
1980-81	28-27	--	132-274	.482	--	--	58-74	.784	122	79	--	--	322	11.5
1981-82	31-31	--	191-360	.531	--	--	80-105	.762	80	129	--	--	462	14.9
<b>Totals</b>	<b>110-90</b>	--	<b>515-1018</b>	<b>.506</b>	--	--	<b>221-289</b>	<b>.765</b>	<b>377</b>	<b>323</b>	--	--	<b>1251</b>	<b>11.4</b>



## 17. Wesley Iwundu [1,249]

G // 6-7 // 205 // Houston, Texas  
(Westfield)

A two-time All-Big 12 selection (2016, 2017) who became the school's career starts leader (124) is one of six players with at least 1,200 points and 600 rebounds in a career... The first Wildcat to record at least 1,000 points, 500 rebounds, 300 assists and 100 steals in a career.

YEAR	GP-GS	MIN	FGM-A	PCT	3FGM-A	PCT	FTM-A	PCT	REB	AST	BLK	ST	PTS	AVG
2013-14	33-32	780	71-154	.461	7-17	.412	71-112	.634	139	61	12	19	220	6.7
2014-15	31-24	780	63-156	.404	6-19	.316	47-79	.595	108	61	20	23	179	5.8
2015-16	33-33	1070	140-293	.478	6-30	.200	108-156	.692	150	123	8	44	394	11.9
2016-17	35-35	1098	151-314	.481	32-85	.376	122-159	.767	221	121	12	35	456	13.0
<b>Totals</b>	<b>132-124</b>	<b>3728</b>	<b>425-917</b>	<b>.463</b>	<b>51-151</b>	<b>.338</b>	<b>348-506</b>	<b>.688</b>	<b>618</b>	<b>366</b>	<b>52</b>	<b>121</b>	<b>1249</b>	<b>9.5</b>



## 18. Kamau Stokes [1,242]

G // 6-0 // 170 // Baltimore, Md.  
(City College/Fork Union Academy)

An All-Big 12 honorable pick as a senior, Stokes finished in the career Top 10 in six categories, including the Top 5 in assists (third), 3-point field goals (fourth) and attempted (third) and steals (fifth)... He is one of four Wildcats with 200 or more 3-point field goals in a career.

YEAR	GP-GS	MIN	FGM-A	PCT	3FGM-A	PCT	FTM-A	PCT	REB	AST	BLK	ST	PTS	AVG
2015-16	21-20	564	62-170	.365	35-103	.340	39-54	.722	58	57	0	20	198	9.4
2016-17	35-35	1165	120-337	.356	64-176	.364	107-140	.764	90	145	0	38	411	11.7
2017-18	30-20	809	85-231	.368	41-130	.315	59-77	.766	76	103	1	35	270	9.0
2018-19	33-32	1065	118-311	.379	67-186	.360	60-81	.741	94	110	5	42	363	11.0
<b>Totals</b>	<b>119-107</b>	<b>3603</b>	<b>385-1049</b>	<b>.367</b>	<b>207-595</b>	<b>.348</b>	<b>265-352</b>	<b>.753</b>	<b>318</b>	<b>415</b>	<b>6</b>	<b>135</b>	<b>1242</b>	<b>10.4</b>



## 19. Thomas Gipson [1,232]

F // 6-7 // 275 // Cedar Hill, Texas  
(Cedar Hill)

A two-time honorable mention All-Big 12 who led the Wildcats to 84 wins and three NCAA Tournaments (2012, 2013, 2014)... Finished ranking in the Top 10 in nine categories, including first in defensive rebounds (428), sixth in field goal percentage (53.3) and seventh in rebounds (700).

YEAR	GP-GS	MIN	FGM-A	PCT	3FGM-A	PCT	FTM-A	PCT	REB	AST	BLK	ST	PTS	AVG
2011-12	33-32	578	86-175	.491	0-0	.000	60-111	.541	155	25	1	7	232	7.0
2012-13	35-14	658	106-205	.517	0-0	.000	64-103	.621	175	13	12	16	276	7.9
2013-14	31-28	821	140-249	.562	0-0	.000	84-120	.700	202	18	15	11	364	11.7
2014-15	32-31	920	118-215	.549	0-0	.000	124-163	.761	168	14	18	15	360	11.3
<b>Totals</b>	<b>131-95</b>	<b>2972</b>	<b>450-844</b>	<b>.533</b>	<b>0-0</b>	<b>.000</b>	<b>332-497</b>	<b>.668</b>	<b>700</b>	<b>70</b>	<b>56</b>	<b>49</b>	<b>1232</b>	<b>9.4</b>



## 20. Jack Parr [1,184]

C // 6-9 // 210 // Richmond, Va.  
(St. Christopher's)

Known for his hook shot and soft "face the basket" jumper, Parr was a three-year letterman (1955-58) during which he led the Wildcats to a pair of Big Seven titles and the 1958 Final Four... A two-time All-American (1957, 1958), he still ranks among the Top 10 in several categories, including first in both single season (14.5 rpg.) and career (12.7 rpg.) rebounding.

YEAR	GP-GS	MIN	FGM-A	PCT	3FGM-A	PCT	FTM-A	PCT	REB	AST	BLK	ST	PTS	AVG
1955-56	25-	--	153-373	.411	--	--	128-201	.637	240	--	--	--	434	17.4
1956-57	20-20	--	156-334	.467	--	--	99-151	.656	290	--	--	--	411	20.6
1957-58	25-25	--	125-386	.324	--	--	89-142	.627	259	--	--	--	339	13.6
<b>Totals</b>	<b>70-45</b>	--	<b>434-1093</b>	<b>.397</b>	--	--	<b>216-494</b>	<b>.640</b>	<b>889</b>	--	--	--	<b>1184</b>	<b>16.9</b>



## 21. Willie Murrell [1,112]

F // 6-6 // 190 // Taft, Okla.  
(Morton/Eastern Oklahoma A&M)

One of just 11 players to earn first team All-American honors, Murrell guided the Wildcats to two Big Eight titles and the 1964 Final Four during his two-year playing career (1962-64)... He is one of just six players in school history to average a double-double for his career and one of just two (along with **Bob Boozer**) to average 20 points and 10 rebounds.

YEAR	GP-GS	MIN	FGM-A	PCT	3FGM-A	PCT	FTM-A	PCT	REB	AST	BLK	ST	PTS	AVG
1962-63	25-25	--	181-405	.447	--	--	102-149	.685	255	--	--	--	464	18.6
1963-64	29-29	--	251-536	.468	--	--	146-192	.760	321	--	--	--	648	22.3
<b>Totals</b>	<b>54-54</b>	--	<b>432-941</b>	<b>.459</b>	--	--	<b>248-341</b>	<b>.727</b>	<b>576</b>	--	--	--	<b>1112</b>	<b>20.6</b>



## 22. Denis Clemente [1,093]

G // 6-1 // 175 // Bayamon, Puerto Rico  
(Calusa [Fla.] Prep/Miami)

One of the top two-year players in school history, leading the Wildcats to a school-record 29 wins and its first trip to the Elite Eight in 22 seasons as a senior in 2009-10 and was named to the NCAA West Regional All-Tournament Team... The 2009 Big 12 Newcomer of the Year and a two-time All-Big 12 Second Team selection (2009, 2010)... He averaged 16.6 points and 4.2 assists during his All-American season of 2009-10... He scored 1,093 points in 69 games, which ranks third by a transfer in school history... He became the sixth Wildcat to top 1,000 career points in a two-year career with 17 points vs. Kansas (3/13/10)... He tied the Big 12 single-game record with 44 points in a win over Texas (1/31/09).

YEAR	GP-GS	MIN	FGM-A	PCT	3FGM-A	PCT	FTM-A	PCT	REB	AST	BLK	ST	PTS	AVG
2008-09	32-32	952	167-412	.405	59-161	.366	87-109	.798	78	112	0	27	480	15.0
2009-10	37-37	1384	213-526	.405	88-258	.341	99-133	.744	88	154	4	40	613	16.6
<b>Totals</b>	<b>69-69</b>	<b>2336</b>	<b>380-938</b>	<b>.405</b>	<b>147-419</b>	<b>.351</b>	<b>186-242</b>	<b>.769</b>	<b>166</b>	<b>266</b>	<b>4</b>	<b>67</b>	<b>1093</b>	<b>15.8</b>



## 23. Dick Knostman [1,083]

C // 6-6 // 205 // Wamego, Kan.  
(Wamego)

The first Wildcat to claim All-American honors (1952, 1953) twice in a career, Knostman helped guide K-State to three consecutive Top 10 finishes and a runner-up finish at the 1951 Final Four... The school's leading scorer as a junior and senior, he broke onto the scene in 1951-52, averaging 16.3 points in guiding the Wildcats to a final No. 3 ranking in the AP poll... As a senior, he averaged 22.7 points and was selected a first team All-American by the Helms Foundation, *Look* magazine and Newspaper Enterprises Association in 1952-53.

YEAR	GP-GS	MIN	FGM-A	PCT	3FGM-A	PCT	FTM-A	PCT	REB	AST	BLK	ST	PTS	AVG
1950-51	29-	--	77-212	.363	--	--	63-111	.568	--	--	--	--	217	7.5
1951-52	24-	--	135-327	.413	--	--	120-177	.678	--	--	--	--	390	16.3
1952-53	21-	--	155-340	.456	--	--	166-253	.656	--	--	--	--	476	22.7
<b>Totals</b>	<b>74-</b>	--	<b>367-879</b>	<b>.418</b>	--	--	<b>349-541</b>	<b>.645</b>	--	--	--	--	<b>1083</b>	<b>14.6</b>



## 24. Steve Mitchell [1,079]

C // 6-10 // 250 // Oklahoma City, Okla.  
(Northwest Classen)

The "Big Kid" as he was nicknamed, Mitchell was the center on the Wildcats' back-to-back Big Eight Championship teams in the 1971-72 and 1972-73 seasons... He earned first team All-American honors as a senior in 1972-73 after nearly averaging a double-double (15.1 ppg., 8.9 rpg.) for Wildcat that won 23 games and finished No. 9 in the AP poll... He connected on 52.3 percent of his field goals in his 82-game playing career and still ranks among the Top 10 in rebounding (649) and career double-digit rebounding games (26).

YEAR	GP-GS	MIN	FGM-A	PCT	3FGM-A	PCT	FTM-A	PCT	REB	AST	BLK	ST	PTS	AVG
1970-71	26-21	--	139-283	.491	--	--	93-138	.674	211	--	--	--	371	14.3
1971-72	28-12	--	107-210	.509	--	--	69-114	.605	188	--	--	--	283	10.1
1972-73	28-28	--	182-325	.560	--	--	61-88	.693	250	--	--	--	425	15.2
<b>Totals</b>	<b>82-61</b>	--	<b>428-818</b>	<b>.523</b>	--	--	<b>223-340</b>	<b>.656</b>	<b>649</b>	--	--	--	<b>1079</b>	<b>13.2</b>



## 25. Lon Kruger [1,063]

G // 5-11 // 165 // Silver Lake, Kan.  
(Silver Lake)

One of only two Wildcats ever to be named Big Eight Player of the Year twice (1973, 1974), Kruger was three-year letterman (1971-74) for head coach **Jack Hartman**, leading the school to a pair of Big Eight titles and two Elite Eight appearances... In an era before assists were routinely kept, he averaged 12.5 points on 50.5 percent shooting as a junior in guiding K-State to a 23-win season, the Big Eight title and the 1973 Midwest Regional Final... With the Wildcats forced to replace their top-two scorers, he became the top scorer (17.6 ppg.) as a senior for a 19-win ballclub that finished second in the Big Eight.

YEAR	GP-GS	MIN	FGM-A	PCT	3FGM-A	PCT	FTM-A	PCT	REB	AST	BLK	ST	PTS	AVG
1971-72	28-26	--	83-206	.402	--	--	111-146	.760	83	--	--	--	277	9.9
1972-73	25-25	--	111-220	.505	--	--	90-103	.857	47	--	--	--	312	12.5
1973-74	27-27	--	176-364	.484	--	--	122-140	.871	77	--	--	--	424	17.6
<b>Totals</b>	<b>80-78</b>	--	<b>370-790</b>	<b>.468</b>	--	--	<b>323-391</b>	<b>.826</b>	<b>207</b>	--	--	--	<b>1063</b>	<b>13.3</b>



## 26. Ernie Kusnyer [1,045]

F // 6-5 // 205 // Akron, Ohio  
(Firestone)

A three-year letterman (1970-73) for head coach **Jack Hartman's** first three Wildcats teams, Kusnyer was a significant contributor for the 1972 and 1973 Big Eight Championship teams... He was the squad's third-leading scorer (10.9 ppg.) as a junior en route to helping the Wildcats to the Big Eight crown and the 1972 NCAA Midwest Regional Final... Along with **Steve Mitchell** and **Lon Kruger**, he was part of a trio of double-digit scorers who helped K-State to a 23-win season, the Big Eight title and a second straight Midwest Regional Final.

YEAR	GP-GS	MIN	FGM-A	PCT	3FGM-A	PCT	FTM-A	PCT	REB	AST	BLK	ST	PTS	AVG
1970-71	26-20	--	123-305	.403	--	--	85-127	.669	211	--	--	--	331	12.7
1971-72	28-26	--	117-284	.412	--	--	73-113	.646	174	--	--	--	307	10.9
1972-73	28-28	--	173-370	.468	--	--	61-91	.670	227					



Individual Single-Season Records

Season Points

1.	866	Michael Beasley	2007-08	33 gms
2.	786	Mitch Richmond	1987-88	34 gms
3.	729	Askia Jones	1993-94	33 gms
4.	715	Jacob Pullen	2009-10	37 gms
5.	691	Bob Boozer	1958-59	27 gms
6.	648	Willie Murrell	1963-64	29 gms
7.	640	Chuckie Williams	1974-75	29 gms
8.	626	Jacob Pullen	2010-11	31 gms
9.	613	Denis Clemente	2009-10	37 gms
10.	609	Norris Coleman	1985-86	28 gms

Others to Top 500 Points/Season (22)

599	Cartier Martin	2006-07	35 gms
590	Barry Brown, Jr.	2017-18	37 gms
585	Chuckie Williams	1975-76	28 gms
566	Mike Evans	1976-77	31 gms
559	Mitch Richmond	1986-87	30 gms
556	Steve Henson	1989-90	32 gms
555	Mike Evans	1977-78	29 gms
555	Steve Henson	1988-89	30 gms
552	Rolando Blackman	1979-80	31 gms
547	Rodney McGruder	2012-13	35 gms
544	Bob Boozer	1957-58	27 gms
544	Joe Wright	1985-86	30 gms
533	Dean Wade	2017-18	33 gms
523	Rodney McGruder	2011-12	33 gms
518	Jeremiah Massey	2004-05	29 gms
516	Curtis Redding	1976-77	31 gms
514	Curtis Redding	1977-78	28 gms
513	Marcus Foster	2013-14	33 gms
508	David Hoskins	2006-07	35 gms
504	Cartier Martin	2005-06	28 gms
502	Mike Evans	1975-76	28 gms
501	Nijel Pack	2021-22	29 gms

Season Points Miscellaneous

- **Most Points by a Freshman**  
866 Michael Beasley 2007-08 33 gms
- **Most Points by a Sophomore**  
514 Curtis Redding 1977-78 28 gms
- **Most Points by a Junior**  
715 Jacob Pullen 2009-10 37 gms
- **Most Points by a Senior**  
768 Mitch Richmond 1987-88 34 gms

Season Scoring Average

1.	26.2	Michael Beasley	2007-08	33 gms
2.	25.6	Bob Boozer	1958-59	27 gms
3.	22.7	Dick Knostman	1952-53	21 gms
4.	22.6	Mitch Richmond	1987-88	34 gms
5.	22.3	Willie Murrell	1963-64	29 gms
6.	22.1	Askia Jones	1993-94	33 gms
7.	22.1	Chuckie Williams	1974-75	29 gms
8.	21.8	Norris Coleman	1985-86	29 gms
9.	20.9	Chuckie Williams	1975-76	28 gms
10.	20.7	Norris Coleman	1985-86	19 gms

Season Scoring Average Miscellaneous

- **Highest Scoring Average by a Freshman**  
26.2 Michael Beasley 2007-08 33 gms
- **Highest Scoring Average by a Sophomore**  
19.6 Bob Boozer 1956-57 23 gms
- **Highest Scoring Average by a Junior**  
22.1 Chuckie Williams 1974-75 29 gms
- **Highest Scoring Average by a Senior**  
25.6 Bob Boozer 1958-59 27 gms

Season Points/Conference

1.	455	Michael Beasley	2007-08	16 gms
2.	342	Jacob Pullen	2010-11	16 gms
3.	339	Dean Wade	2017-18	18 gms
4.	335	Mitch Richmond	1987-88	14 gms
5.	335	Nijel Pack	2021-22	18 gms
6.	334	Chuckie Williams	1974-75	14 gms
7.	334	Barry Brown, Jr.	2017-18	18 gms
8.	323	Norris Coleman	1986-87	14 gms
9.	320	Norris Coleman	1985-86	14 gms
10.	314	Rodney McGruder	2011-12	18 gms

Season Points/Big 12 Only

1.	455	Michael Beasley	2007-08	16 gms
2.	342	Jacob Pullen	2010-11	16 gms
3.	339	Dean Wade	2017-18	18 gms
4.	335	Nijel Pack	2021-22	18 gms
5.	334	Barry Brown, Jr.	2017-18	18 gms
6.	314	Rodney McGruder	2011-12	18 gms
7.	300	Jeremiah Massey	2004-05	16 gms
8.	295	Denis Clemente	2008-09	16 gms
9.	290	Barry Brown, Jr.	2018-19	18 gms
10.	289	Rodney McGruder	2012-13	18 gms

Season Scoring Average/Conference

1.	28.4	Michael Beasley	2007-08	16 gms
2.	24.6	Norris Coleman	1985-86	14 gms
3.	23.9	Chuckie Williams	1974-75	14 gms
4.	23.9	Mitch Richmond	1987-88	14 gms
5.	23.1	Norris Coleman	1986-87	14 gms
6.	21.4	Jacob Pullen	2010-11	16 gms
7.	20.8	Mike Evans	1975-76	14 gms
8.	20.2	Askia Jones	1993-94	14 gms
9.	19.7	Rolando Blackman	1979-80	14 gms
10.	18.9	Mike Evans	1977-78	14 gms
11.	18.9	Joe Wright	1985-86	14 gms

Season Scoring Average/Big 12 Only

1.	28.4	Michael Beasley	2007-08	16 gms
2.	21.4	Jacob Pullen	2010-11	16 gms
3.	18.8	Jeremiah Massey	2004-05	16 gms
4.	18.8	Dean Wade	2017-18	18 gms
5.	18.6	Barry Brown, Jr.	2017-18	18 gms
6.	18.6	Nijel Pack	2021-22	18 gms
7.	18.4	Denis Clemente	2008-09	16 gms
8.	17.9	Cartier Martin	2006-07	16 gms
9.	17.8	Jacob Pullen	2009-10	16 gms
10.	17.7	Denis Clemente	2009-10	16 gms

Season Points by a Reserve

1.	397	Jamar Samuels	2009-10	36 gms/1 starts
2.	344	Belvis Noland	1994-95	27 gms/6 starts
3.	328	Fred McCoy	1987-88	34 gms/12 starts
4.	327	Phineas Atchison	2000-01	28 gms/6 starts
5.	305	Travis Reynolds	2000-01	29 gms/9 starts
6.	301	Lance Harris	2004-05	29 gms/8 starts
7.	285	Barry Brown, Jr.	2015-16	33 gms/11 starts
8.	282	Jamar Samuels	2008-09	34 gms/2 starts
9.	274	Fred Brown	2008-09	34 gms/2 starts
10.	247	Xavier Sneed	2016-17	35 gms/2 starts

Top Scoring Average Increases

1.	+16.8	Chuckie Williams	5.3 ppg. (1973-74) to 22.1 ppg. (1974-75)
2.	+12.9	Mike Wroblewski	6.1 ppg. (1960-61) to 19.0 ppg. (1961-62)
3.	+11.7	Larry Comley	6.6 ppg. (1959-60) to 18.3 ppg. (1960-61)
4.	+9.5	Jeff Wires	4.8 ppg. (1989-90) to 14.3 ppg. (1990-91)
5.	+9.4	Steve Henson	9.1 ppg. (1987-88) to 18.5 ppg. (1988-89)
6.	+9.3	Joe Wright	8.8 ppg. (1984-85) to 18.1 ppg. (1985-86)
7.	+8.9	Askia Jones	13.2 ppg. (1992-93) to 22.1 ppg. (1993-94)
8.	+8.8	Dick Knostman	7.5 ppg. (1950-51) to 16.3 ppg. (1951-52)
9.	+8.7	Gene Stauffer	1.8 ppg. (1951-52) to 10.5 ppg. (1952-53)
10.	+8.6	Manny Dies	7.1 ppg. (1996-97) to 15.7 ppg. (1997-98)

Top Scoring Increases/  
Freshman to Sophomore

1.	+8.3	Lance Harris	2.1 ppg. (2003-04) to 10.4 ppg. (2004-05)
2.	+7.7	Ben Mitchell	3.1 ppg. (1982-83) to 10.8 ppg. (1983-84)
3.	+7.3	Wylie Howard	2.1 ppg. (1989-90) to 9.4 ppg. (1990-91)
4.	+7.2	Rodney McGruder	3.9 ppg. (2009-10) to 11.1 ppg. (2010-11)
5.	+7.0	Roger Suttner	2.8 ppg. (1961-62) to 9.8 ppg. (1962-63)

Top Scoring Increases/  
Sophomore to Junior

1.	+16.8	Chuckie Williams	5.3 ppg. (1973-74) to 22.1 ppg. (1974-75)
2.	+9.4	Steve Henson	9.1 ppg. (1987-88) to 18.5 ppg. (1988-89)
3.	+8.8	Dick Knostman	7.5 ppg. (1950-51) to 16.3 ppg. (1951-52)
4.	+8.7	Gene Stauffer	1.8 ppg. (1951-52) to 10.5 ppg. (1952-53)
5.	+8.6	Manny Dies	7.1 ppg. (1996-97) to 15.7 ppg. (1997-98)

Top Scoring Increases/  
Junior to Senior

1.	+12.9	Mike Wroblewski	6.1 ppg. (1960-61) to 19.0 ppg. (1961-62)
2.	+11.7	Larry Comley	6.6 ppg. (1959-60) to 18.3 ppg. (1960-61)
3.	+9.5	Jeff Wires	4.8 ppg. (1989-90) to 14.3 ppg. (1990-91)
4.	+9.3	Joe Wright	8.8 ppg. (1984-85) to 18.1 ppg. (1985-86)
5.	+8.9	Askia Jones	13.2 ppg. (1992-93) to 22.1 ppg. (1993-94)

Consecutive Double-Digit Scoring Games

Rk	#	Player	Start Date	End Date
1.	*57	Mike Evans	11/29/1976	2/28/1978
2.	*50	Mitch Richmond	1/21/1987	3/27/1988
3.	*49	Chuckie Williams	11/30/1974	2/7/1976
4.	*41	Rolando Blackman	12/15/1979	1/24/1981
	*41	Jacob Pullen	11/13/2009	11/22/2010
6.	*37	Lon Kruger	2/10/1973	3/15/1974
7.	*28	Larry Comley	3/9/1960	3/18/1961
8.	26	Askia Jones	12/1/1993	3/2/1994
9.	22	Bob Boozer	12/19/1958	3/14/1958
	22	Mike Wroblewski	3/18/1961	2/24/1962
	22	Nijel Pack	12/19/2021	3/9/2022

Other Streaks of 20 or more Games

21	Jerry Venable	12/13/1968	3/1/1969
21	Steve Henson	1/5/1989	3/16/1989
21	Steve Henson	12/29/1989	3/16/1990
*20	Bob Boozer	1/19/1957	12/28/1957
*20	Rolando Blackman	2/21/1979	1/24/1980
20	Jeremiah Massey	12/30/2004	3/11/2005
20	Michael Beasley	1/7/2008	3/22/2008
20	Jacob Pullen	1/3/2011	3/19/2011
20	Dean Wade	12/29/2017	3/8/2018

Season Double-Digit Scoring Games

1.	37	Jacob Pullen	2009-10	37 gms
2.	34	Mitch Richmond	1987-88	34 gms
3.	34	Denis Clemente	2009-10	37 gms
4.	32	Michael Beasley	2007-08	33 gms
5.	31	Askia Jones	1993-94	33 gms
6.	30	Rolando Blackman	1979-80	31 gms
7.	29	Joe Wright	1985-86	30 gms
29	Mitch Richmond	1986-87	30 gms	
29	Steve Henson	1989-90	32 gms	
29	Cartier Martin	2006-07	35 gms	
29	Jacob Pullen	2010-11	31 gms	
29	Rodney McGruder	2012-13	35 gms	
29	Barry Brown, Jr.	2017-18	37 gms	

Consecutive 30-Point Scoring Games

Rk	#	Player	Start Date	End Date
1.	4	Michael Beasley	2/23/2008	3/4/2008
2.	3	Norris Coleman	2/11/1986	2/19/1986
3.	2	Jack Parr	12/20/1957	12/22/1957
	2	Chuckie Williams	2/20/1975	2/22/1975
2	Norris Coleman	1/15/1986	1/18/1986	
2	Michael Beasley	11/9/2008	11/11/2008	
2	Michael Beasley	11/22/2008	11/23/2008	

Season 30-Point Games

1.	13	Michael Beasley	2007-08	33 gms
2.	7	Bob Boozer	1958-59	27 gms
7	Norris Coleman	1985-86	28 gms	
4.	6	Mitch Richmond	1987-88	34 gms
5.	4	Dick Knostman	1952-53	21 gms
4	Willie Murrell	1963-64	29 gms	
4	Chuckie Williams	1974-75	29 gms	
4	Chuckie Williams	1975-76	28 gms	
4	Askia Jones	1993-94	33 gms	
10.	3	Mike Wroblewski	1961-62	25 gms
3	Mike Evans	1977-78	29 gms	
3	Curtis Redding	1977-78	28 gms	
3	Rodney McGruder	2011-12	33 gms	
3	Nijel Pack	2021-22	29 gms	

Consecutive 20-Point Scoring Games

Rk	#	Player	Start Date	End Date
1.	15	Norris Coleman	1/10/1987	2/27/1987
2.	7	Bob Boozer	2/11/1959	3/9/1959
	7	Mike Evans	1/28/1976	2/18/1976
4.	6	Bob Boozer	1/10/1959	2/2/1959
6	Steve Mitchell	12/11/1972	12/29/1972	
6	Norris Coleman	2/5/1986	2/22/1986	
6	Mitch Richmond	12/31/1987	1/23/1988	
6	Michael Beasley	1/7/2008	1/30/2008	
6	Dean Wade	1/13/2018	1/29/2018	

Season 20-Point Games

1.	26	Michael Beasley	2007-08	33 gms
2.	22	Bob Boozer	1958-59	27 gms
3.	21	Mitch Richmond	1987-88	34 gms
21	Askia Jones	1993-94	33 gms	
5.	18	Norris Coleman	1985-86	29 gms
6.	17	Jacob Pullen	2010-11	31 gms
7.	16	Jacob Pullen	2009-10	37 gms
8.	15	Norris Coleman	1986-87	19 gms
9.	14	Willie Murrell	1963-64	29 gms
14	Chuckie Williams	1974-75	29 gms	
14	Chuckie Williams	1975-76	28 gms	

\*Overlapped seasons



## K-State Players With...

### 500 Points/300 Rebounds (3)

■ Bob Boozer (1958-59)	691 points/306 rebounds
■ Willie Murrell (1963-64)	648 points/321 rebounds
■ Michael Beasley (2007-08)	866 points/408 rebounds

### 400 Points/100 Assists (15)

■ Rolando Blackman (1980-81)	494 points/102 assists
■ Tyrone Adams (1981-82)	462 points/129 assists
■ Mitch Richmond (1986-87)	768 points/125 assists
■ Steve Henson (1988-89)	555 points/141 assists
■ Steve Henson (1989-90)	556 points/141 assists
■ Jeff Wires (1990-91)	401 points/106 assists
■ Larry Reid (2001-02)	404 points/149 assists
■ Denis Clemente (2008-09)	480 points/112 assists
■ Jacob Pullen (2008-09)	472 points/109 assists
■ Denis Clemente (2009-10)	613 points/154 assists
■ Jacob Pullen (2009-10)	715 points/125 assists
■ Jacob Pullen (2010-11)	626 points/115 assists
■ Wesley Iwundu (2016-17)	456 points/121 assists
■ Barry Brown, Jr. (2017-18)	590 points/120 assists
■ Cartier Diarra (2019-20)	426 points/134 assists

### 400 Points/100 Rebounds/100 Assists (6)

■ Rolando Blackman (1980-81)	494 points/165 rebounds/102 assists
■ Mitch Richmond (1987-88)	768 points/213 rebounds/125 assists
■ Jeff Wires (1990-91)	401 points/130 rebounds/106 assists
■ Wesley Iwundu (2016-17)	456 points/221 rebounds/121 assists
■ Barry Brown, Jr. (2017-18)	590 points/116 rebounds/120 assists
■ Cartier Diarra (2019-20)	426 points/122 rebounds/134 assists

### 40 Blocks/40 Steals (1)

■ Michael Beasley (2007-08)	54 blocks/42 steals
-----------------------------	---------------------

### Averaged a Double-Double (13)

Player	Years	PPG	RPG
■ Jack Parr	1955-56	17.4	13.6
■ Bob Boozer	1956-57	19.6	10.3
■ Jack Parr	1956-57	20.6	14.5
■ Bob Boozer	1957-58	20.1	10.4
■ Jack Parr	1957-58	13.6	10.4
■ Bob Boozer	1958-59	25.6	11.3
■ Larry Comley	1960-61	18.3	11.7
■ Cedric Price	1960-61	16.9	10.0
■ Willie Murrell	1962-63	18.6	10.2
■ Willie Murrell	1963-64	22.3	11.1
■ Gene Williams	1968-69	12.6	11.4
■ David Hall	1970-71	11.5	10.9
■ Michael Beasley	2007-08	26.2	12.4

### Averaged 10 Points/4 Rebounds/3 Assists (6)

Player	Years	PPG	RPG	APG
■ Rolando Blackman	1979-80	17.8	4.7	3.0
■ Rolando Blackman	1980-81	15.0	5.0	3.1
■ Mitch Richmond	1987-88	22.6	6.3	3.7
■ Jeff Wires	1990-91	14.3	4.6	3.8
■ Wesley Iwundu	2015-16	11.9	4.5	3.7
■ Wesley Iwundu	2016-17	13.0	6.3	3.5

### Averaged 10 Points/5 Assists (2)

Player	Years	PPG	APG
■ Larry Reid	2001-02	14.4	5.3
■ Angel Rodriguez	2012-13	11.4	5.2
■ Markquis Nowell	2021-22	12.4	5.0

### Averaged 10 Points/5 Rebounds (3 seasons)

Player	Years	PPG	RPG
■ Jack Parr	1955-56	17.4	13.6
	1956-57	20.6	14.5
	1957-58	13.6	10.4
■ Bob Boozer	1956-57	19.6	10.3
	1957-58	20.1	10.4
	1958-59	25.6	11.3
■ David Hall	1969-70	12.0	9.8
	1970-71	11.5	10.9
	1971-72	13.2	9.5
■ Ernie Kusnyer	1970-71	12.7	8.1
	1971-72	10.9	6.2
	1972-73	14.5	8.1
■ Steve Mitchell	1970-71	14.3	8.1
	1971-72	10.1	6.7
	1972-73	15.2	8.9
■ Ed Nealy	1978-79	10.2	8.2
	1980-81	11.0	9.1
	1981-82	11.3	8.7

■ Rodney McGruder	2010-11	11.1	5.6
	2011-12	15.8	5.2
	2012-13	15.6	5.4

### Averaged 10 Points/5 Rebounds (2 seasons)

Player	Years	PPG	RPG
■ Wally Frank	1958-59	12.8	7.7
	1959-60	14.7	7.4
■ Gary Marriott	1961-62	10.3	6.3
	1962-63	13.9	5.8
■ Willie Murrell	1962-63	18.6	10.2
	1963-64	22.3	11.1
■ Nick Pino	1965-66	10.9	7.0
	1967-68	11.7	8.3
■ Earl Seyfert	1966-67	13.8	8.2
	1967-68	11.9	7.6
■ Jerry Venable	1968-69	14.8	7.7
	1969-70	16.1	8.0
■ Carl Gerlach	1974-75	10.4	8.6
	1975-76	10.4	8.8
■ Curtis Redding	1976-77	16.5	6.8
	1977-78	18.4	7.2
■ Rolando Blackman	1977-78	10.9	6.5
	1980-81	15.0	5.0
■ Eddie Elder	1983-84	13.1	7.1
	1984-85	13.0	7.1
■ Norris Coleman	1985-86	21.8	8.0
	1986-87	20.7	8.4
■ Mitch Richmond	1986-87	18.6	5.7
	1987-88	22.6	6.3
■ Tyrone Davis	1994-95	11.5	5.7
	1995-96	13.0	8.2
■ Manny Dies	1997-98	15.7	7.6
	1998-99	10.0	6.2
■ Pervis Pasco	2001-02	12.1	8.4
	2002-03	10.4	7.5
■ Jeremiah Massey	2003-04	14.7	7.8
	2004-05	17.9	6.9
■ Curtis Kelly	2009-10	11.5	6.2
	2010-11	10.5	5.5
■ Thomas Gipson	2013-14	11.7	6.5
	2014-15	11.3	5.3
■ Dean Wade	2017-18	16.2	6.2
	2018-19	12.9	6.2
■ Xavier Sneed	2017-18	11.1	5.1
	2018-19	10.6	5.5

### Averaged 10 Points/5 Rebounds (1 season)

Player	Years	PPG	RPG
■ Roy DeWitz	1956-57	10.9	6.0
■ Larry Comley	1960-61	18.3	11.7
■ Cedric Price	1960-61	16.9	10.0
■ Mike Wroblewski	1961-62	19.0	8.5
■ Roger Suttner	1963-64	12.9	8.4
■ Jeff Simons	1964-65	11.1	7.0
■ Roy Smith	1964-65	10.7	8.9
■ Gene Williams	1968-69	12.6	11.4
■ Bob Zender	1969-70	12.4	7.0
■ Larry Williams	1973-74	14.1	7.4
■ Larry Dassie	1976-77	12.9	8.7
■ Darryl Winston	1976-77	10.1	6.9
■ Steve Soldner	1978-79	12.1	6.7
■ Jari Willis	1979-80	10.3	6.9
■ Randy Reed	1981-82	14.3	5.8
■ Les Craft	1982-83	11.7	5.3
■ Ben Mitchell	1983-84	10.8	5.2
■ Fred McCoy	1988-89	15.4	6.6
■ Wylie Howard	1991-92	11.2	6.6
■ Deryll Cunningham	1993-94	11.4	8.7
■ Mark Young	1996-97	12.9	6.4
■ Shawn Rhodes	1997-98	11.2	5.5
■ Tony Kitt	1999-2000	12.6	9.1
■ Travis Reynolds	2000-01	10.5	7.7
■ Gilson DeJesus	2002-03	11.2	5.7
■ Tim Ellis	2003-04	13.8	5.1
■ Cartier Martin	2005-06	18.0	6.6
■ David Hoskins	2006-07	14.5	5.9
■ Michael Beasley	2007-08	26.2	12.4
■ Bill Walker	2007-08	16.1	6.3
■ Jamar Samuels	2011-12	10.0	6.6
■ Nino Williams	2014-15	11.4	5.3
■ Justin Edwards	2015-16	12.7	5.9
■ Wesley Iwundu	2016-17	13.0	6.3
■ D.J. Johnson	2016-17	11.3	5.2
■ Mark Smith	2021-22	12.7	8.4

## Annual Scoring Leaders

Year	Player	Pts.	Avg.
1946-47	Harold Howey	222	10.1
1947-48	Howie Shannon	276	9.8
1948-49	Rick Harman	188	11.1
1949-50	Rick Harman	271	11.2
1950-51	Ernie Barrett	298	10.3
1951-52	Dick Knostman	390	16.3
1952-53	Dick Knostman	476	22.7
1953-54	Jesse Priscock	267	14.8
1954-55	Roger Craft	255	12.1
1955-56	Jack Parr	434	17.4
1956-57	Bob Boozer	450	19.6
	Jack Parr	411	20.6
1957-58	Bob Boozer	544	20.1
1958-59	Bob Boozer	691	25.6
1959-60	Wally Frank	383	14.7
1960-61	Larry Comley	494	18.3
1961-62	Mike Wroblewski	474	19.0
1962-63	Willie Murrell	464	18.6
1963-64	Willie Murrell	648	22.3
1964-65	Ron Paradis	294	12.3
1965-66	Nick Pino	272	10.9
1966-67	Dennis Berkholtz	332	13.2
	Earl Seyfert	330	13.8
1967-68	Steve Honeycutt	402	14.4
1968-69	Jerry Venable	386	14.8
1969-70	Jerry Venable	452	16.1
1970-71	Steve Mitchell	371	14.3
1971-72	David Hall	372	13.2
1972-73	Steve Mitchell	425	15.2
1973-74	Lon Kruger	474	17.6
1974-75	Chuckie Williams	640	22.1
1975-76	Chuckie Williams	585	20.9
1976-77	Mike Evans	566	18.3
1977-78	Mike Evans	555	19.1
1978-79	Rolando Blackman	483	17.3
1979-80	Rolando Blackman	518	17.9
1980-81	Rolando Blackman	494	15.0
1981-82	Tyrone Adams	462	14.9
1982-83	Les Craft	327	11.7
1983-84	Eddie Elder	379	13.1
1984-85	Tom Alfaro	384	13.7
1985-86	Norris Coleman	609	21.8
	Mitch Richmond	559	18.6
	Norris Coleman	394	20.7
1987-88	Mitch Richmond	768	22.6
1988-89	Steve Henson	555	18.5
1989-90	Steve Henson	556	17.4
1990-91	Jean Derouillere	482	17.2
1991-92	Askia Jones	464	15.5
1992-93	Vincent Jackson	412	13.7
1993-94	Askia Jones	729	22.1
1994-95	Elliot Hatcher	361	13.4
1995-96	Elliot Hatcher	442	16.4
1996-97	Mark Young	348	12.9
1997-98	Manny Dies	408	15.7
1998-99	Manny Dies	319	10.0
1999-00	Cortez Groves	419	16.1
2000-01	Phineas Atchison	327	11.7
2001-02	Larry Reid	404	14.4
2002-03	Gilson DeJesus	337	11.2
2003-04	Jeremiah Massey	411	14.7
2004-05	Jeremiah Massey	518	17.9
2005-06	Cartier Martin	504	18.0
2006-07	Cartier Martin	599	17.1
2007-08	Michael Beasley	866	26.2
2008-09	Denis Clemente	480	15.0
2009-10	Jacob Pullen	715	19.3
2010-11	Jacob Pullen	626	20.2
2011-12	Rodney McGruder	523	15.8
2012-13	Rodney McGruder	547	15.6
2013-14	Marcus Foster	513	15.5
2014-15	Marcus Foster	362	12.5
2015-16	Justin Edwards	418	12.7
2016-17	Wesley Iwundu	456	13.0
2017-18	Dean Wade	533	16.2
2018-19	Barry Brown, Jr.	498	14.6
2019-20	Xavier Sneed	455	14.2
2020-21	Nijel Pack	305	12.7
2021-22	Nijel Pack	505	17.4



Individual Single-Game Records

Most Points/Game

1. \*<sup>A</sup>62 Askia Jones vs. Fresno State (3/24/1994)
2. 47 Chuckie Williams vs. Holy Cross (12/5/1975)
3. 46 Mike Wroblewski at Kansas (2/7/1962)
4. 45 Bob Boozer vs. Purdue (12/11/1958)
5. 44 Michael Beasley at Baylor (2/23/2008)
- 44 Denis Clemente at Texas (1/31/2009)
7. 42 Dick Knostman vs. Oklahoma (2/14/1953)
8. 41 Mitch Richmond vs. Oklahoma (2/13/1988)
- 41 Steve Henson vs. Iowa State (2/17/1990)
10. 40 Mike Evans vs. Colorado (1/15/1977)
- 40 Michael Beasley vs. Winston-Salem State (12/22/2007)
- 40 Michael Beasley vs. Missouri (2/16/2008)

■ 35 or more points has been done 22 other times

Most Points/Conference Game

1. 46 Mike Wroblewski at Kansas (2/7/1962)
2. 44 Michael Beasley at Baylor (2/23/2008)
- 44 Denis Clemente at Texas (1/31/2009)
4. 42 Dick Knostman vs. Oklahoma (2/14/1953)
5. 41 Mitch Richmond vs. Oklahoma (2/13/1988)
- 41 Steve Henson vs. Iowa State (2/17/1990)
7. 40 Mike Evans vs. Colorado (1/15/1977)
- 40 Michael Beasley vs. Missouri (2/16/2008)
9. 39 Willie Murrell vs. Missouri (3/7/1964)
- 39 Norris Coleman vs. Colorado (1/18/1986)
- 39 Michael Beasley at Kansas (3/1/2008)

Most Points/Big 12 Game

1. 44 Michael Beasley at Baylor (2/23/2008)
- 44 Denis Clemente at Texas (1/31/2009)
3. 40 Michael Beasley vs. Missouri (2/16/2008)
4. 39 Michael Beasley at Kansas (3/1/2008)
5. \$38 Jacob Pullen vs. Kansas (2/14/2011)
- 38 Barry Brown, Jr. vs. Oklahoma State (1/10/2018)
7. 35 Michael Beasley vs. Nebraska (2/6/2008)
- 35 Nijel Pack vs. Kansas (1/22/2022)
9. 34 Marcus Foster vs. Texas (2/8/2014)
- 34 Dean Wade at Iowa State (12/29/2017)
- 34 Barry Brown, Jr. vs. Baylor (1/22/2018)

Most Points/NCAA Tournament Game

1. 38 Jacob Pullen vs. Wisconsin (3/19/2011)
2. 35 Chuckie Williams vs. Syracuse (3/22/1975)
- 35 Steve Henson vs. Xavier (3/16/1990)
4. 34 Mitch Richmond vs. Georgia (3/12/1987)
- 34 Jacob Pullen vs. BYU (3/20/2010)
6. 32 Bob Boozer vs. Cincinnati (3/14/1959)
- 32 Curtis Redding vs. Providence (3/12/1977)
- 32 Chuckie Williams vs. Boston College (3/20/1975)
9. 30 Mitch Richmond vs. La Salle (3/17/1988)
- 30 Rodney McGruder vs. Southern Miss (3/15/2012)

Most Points/Conference Tournament Game

1. 29 Makol Mawien vs. Kansas (3/9/2018)
- 27 Curtis Redding vs. Kansas (3/3/1977)
- 27 Mike Evans vs. Missouri (3/4/1977)
- 27 Mike Evans vs. Missouri (3/4/1978)
- 27 LaKeith Humphrey vs. Missouri (3/11/1989)
- 27 Steve Henson vs. Oklahoma State (3/9/1990)
- 27 Jamar Samuels vs. Oklahoma State (3/11/2010)
8. 26 Les Craft vs. Oklahoma State (3/8/1983)
- 26 Jacob Pullen vs. Baylor (3/12/2010)
10. 25 Vincent Jackson vs. Kansas (3/13/1993)
- 25 David Hoskins vs. Texas Tech (3/9/2006)
- 25 Michael Beasley vs. Texas A&M (3/14/2008)
- 25 Rodney McGruder vs. Oklahoma State (3/5/2013)

Most Points/Big 12 Championship Game

1. 29 Makol Mawien vs. Kansas (3/9/2018)
- 27 Jamar Samuels vs. Oklahoma State (3/11/2010)
3. 26 Jacob Pullen vs. Baylor (3/12/2010)
- 25 David Hoskins vs. Texas Tech (3/9/2006)
- 25 Rodney McGruder vs. Oklahoma State (3/5/2013)
- 25 Michael Beasley vs. Texas A&M (3/14/2008)
7. 24 Denis Clemente vs. Baylor (3/12/2010)
- 24 Rodney McGruder vs. Texas (3/14/2013)
9. 23 Lance Harris vs. Kansas (3/11/2005)
- 23 Justin Edwards vs. Kansas (3/10/2016)
- 23 Nijel Pack vs. TCU (3/10/2021)

20 or more Points/Big 12 Championship Game

- 22 Jordan Henriquez-Roberts vs. Baylor (3/8/2012)
- 21 Larry Reid vs. Nebraska (3/8/2001)
- 21 Larry Reid vs. Baylor (3/7/2002)
- 21 Tim Ellis vs. Iowa State (3/11/2004)
- 21 Jacob Pullen vs. Texas (3/12/2009)
- 21 Marcus Foster vs. Iowa State (3/13/2014)

- 21 Barry Brown, Jr. vs. Baylor (3/9/2017)
- 20 Ty Sims vs. Colorado (3/5/1998)
- 20 Lance Harris vs. Texas Tech (3/9/2007)
- 20 Dean Wade vs. Oklahoma State (3/9/2016)

Most Points by a Reserve/Game

1. 30 Larry Dassie vs. Vanderbilt (11/27/1976)
2. 28 Joe Wright vs. Oklahoma State (1/23/1985)
- 28 Askia Jones at Southern Miss (12/30/1993)
- 28 Phineas Atchison at Kansas (1/27/2001)
5. 27 Askia Jones vs. Texas A&M (12/1/1993)
- 27 Cartier Martin at Texas (2/3/2007)
- 27 Jamar Samuels vs. Oklahoma State (3/11/2010)
8. 26 Askia Jones vs. Texas State (12/17/1993)
- 26 Jermaine Maybank at Kansas (2/7/2007)
- 26 Fred Brown vs. Chicago State (1/5/2009)

Most Points by a Reserve/Conference Game

1. 28 Joe Wright vs. Oklahoma State (1/23/1985)
- 28 Phineas Atchison at Kansas (1/27/2001)
3. 27 Cartier Martin at Texas (2/3/2007)
4. 26 Jermaine Maybank at Kansas (2/7/2007)
5. 25 Cartier Martin vs. Colorado (2/10/2007)
- 25 Cartier Martin at Oklahoma State (2/27/2007)
7. 24 Belvis Noland at Iowa State (1/25/1995)
8. 23 Norris Coleman vs. Nebraska (1/10/1987)
- 23 Lance Harris at Colorado (1/28/2006)
- 23 Marcus Foster vs. TCU (1/7/2015)
- 23 Antonio Gordon vs. Baylor (12/19/2020)

Most Points by a Freshman/Game

1. 44 Michael Beasley at Baylor (2/23/2008)
2. 40 Michael Beasley vs. Winston-Salem (12/22/2007)
- 40 Michael Beasley vs. Missouri (2/16/2008)
4. 39 Michael Beasley vs. Kansas (3/1/2008)
5. 35 Michael Beasley vs. Nebraska (2/6/2008)
6. 34 Curtis Redding vs. Kansas (2/12/1977)
- 34 Marcus Foster vs. Texas (2/8/2014)
8. 33 Michael Beasley vs. Iowa State (1/26/2008)
- 33 Michael Beasley vs. Colorado (3/4/2008)
10. #32 Michael Beasley vs. Sacramento State (11/9/2007)
- 32 Michael Beasley at Oklahoma (1/12/2008)

Most Points by a Sophomore/Game

1. 39 Norris Coleman vs. Colorado (1/18/1986)
- 37 Curtis Redding vs. Arizona State (12/14/1977)
3. 36 Bob Boozer vs. Colorado (2/2/1957)
4. 35 Askia Jones vs. Wyoming (1/2/1992)
- 35 Nijel Pack vs. Kansas (1/22/2022)
6. 34 Bob Boozer vs. Missouri (12/29/1956)
- 34 Mitch Richmond vs. Georgia (3/12/1987)
8. 33 Ernie Kusnyer vs. Houston (1/23/1971)
- 32 Norris Coleman vs. Iowa State (1/15/1986)
9. 32 Jacob Pullen vs. Illinois State (3/18/2009)
- 32 Nijel Pack vs. Iowa State (2/26/2022)

Most Points by a Junior/Game

1. 44 Denis Clemente at Texas (1/31/2009)
2. 41 Mitch Richmond vs. Oklahoma (2/13/1988)
3. 40 Mike Evans vs. Colorado (1/15/1977)
4. 39 Dick Knostman vs. Missouri (2/20/1952)
5. 38 Barry Brown, Jr. vs. Oklahoma State (1/10/2018)
6. 35 Bob Boozer vs. Missouri (3/1/1958)
- 35 Chuckie Williams vs. Oklahoma (2/15/1975)
- 35 Chuckie Williams vs. Syracuse (3/22/1975)
- 35 Mitch Richmond vs. Kansas (1/30/1988)
10. 34 Chuckie Williams vs. Iowa State (1/29/1975)
- 34 Norris Coleman vs. Iowa State (2/7/1987)
- 34 Jacob Pullen vs. BYU (3/20/2010)
- 34 Dean Wade at Iowa State (12/29/2017)
- 34 Barry Brown, Jr. at Baylor (1/22/2018)

Most Points by a Senior/Game

1. 62 Askia Jones vs. Fresno State (3/24/1994)
2. 47 Chuckie Williams vs. Holy Cross (12/5/1975)
3. 46 Mike Wroblewski at Kansas (2/7/1962)
- 45 Bob Boozer vs. Purdue (12/11/1958)
4. 42 Dick Knostman vs. Oklahoma (2/14/1953)
6. 41 Steve Henson vs. Iowa State (2/17/1990)
7. 39 Willie Murrell vs. Missouri (3/7/1964)
8. 38 Dick Knostman vs. Kansas (12/30/1952)
- \$38 Jacob Pullen vs. Kansas (2/14/2011)
- 38 Jacob Pullen vs. Wisconsin (3/19/2011)

\*Tied for No. 12 on the NCAA Division I all-time list

^Big Eight Record

#Most points in a freshman debut

\$Most points vs. No. 1 team since Elvin Hayes scored 39 vs. No. 1 UCLA in 1968.

Points in a Half

Most Points in a Half

Rk	Pts	Half	Player vs. Opponent	FGs
1.	45	2H	Askia Jones vs. Fresno State (3/24/1994)	12/17
2.	32	2H	Denis Clemente at Texas (1/31/2009)	10/15
3.	28	2H	Michael Beasley vs. Winston-Salem State (12/22/2007)	11/14
28	1H	Michael Beasley at Baylor (2/23/2008)	12/16	
5.	26	2H	Askia Jones vs. Wyoming (1/2/1992)	7/12
26	2H	Michael Beasley at Colorado (1/23/2008)	9/15	
26	2H	Rodney McGruder vs. Oklahoma State (1/5/2013)	10/13	
26	2H	Barry Brown, Jr. vs. Oklahoma State (1/10/2018)	8/10	
26	1H	Xavier Sneed vs. Iowa State (3/7/2020)	8/11	
10.	25	2H	Michael Beasley at Kansas (3/1/2008)	7/15

Most Points in a First Half

Rk	Pts	Half	Player vs. Opponent	FGs
1.	28	1H	Michael Beasley at Baylor (2/23/2008)	12/16
2.	26	1H	Xavier Sneed vs. Iowa State (3/7/2020)	8/11
3.	23	1H	Michael Beasley vs. Nebraska (3/1/1995)	9/13
23	1H	Jacob Pullen vs. Kansas (2/14/2011)	6/11	
5.	22	1H	Nijel Pack vs. Kansas (1/22/2022)	8/10
6.	21	1H	Mitch Richmond at Oklahoma (2/13/1988)	6/12
21	1H	Michael Beasley vs. Missouri (2/16/2008)	7/12	
21	1H	Jacob Pullen at Texas Tech (2/23/2010)	7/10	
21	1H	Jamar Samuels vs. Oklahoma State (3/11/2010)	6/7	
21	1H	Kamau Stokes at Iowa State (12/29/2017)	6/8	

20 or more Points in a First Half

Pts	Half	Player vs. Opponent	FGs
20	1H	Chuckie Williams vs. Holy Cross (12/5/1975)	10/17
20	1H	Mitch Richmond vs. Colorado (2/16/1988)	6/8
20	1H	Belvis Noland vs. Nebraska (3/1/1995)	8/15
20	1H	Tim Ellis vs. Savannah State (1/10/2004)	8/10
20	1H	Michael Beasley vs. Colorado (3/4/2008)	8/13
20	1H	Jacob Pullen vs. Alabama (12/19/2009)	7/9
20	1H	Jacob Pullen vs. Emporia State (11/29/2010)	8/12
20	1H	Denis Clemente vs. Texas A&M (1/12/2010)	7/16
20	1H	Jacob Pullen vs. BYU (3/20/2010)	5/8
20	1H	Nijel Pack vs. Iowa State (2/26/2022)	6/7

Most Points in a Second Half

Rk	Pts	Half	Player vs. Opponent	FGs
1.	45	2H	Askia Jones vs. Fresno State (3/24/1994)	12/17
2.	32	2H	Denis Clemente at Texas (1/31/2009)	10/15
3.	28	2H	Michael Beasley vs. Winston-Salem State (12/22/2007)	11/14
4.	26	2H	Askia Jones vs. Wyoming (1/2/1992)	7/12
26	2H	Michael Beasley at Colorado (1/23/2008)	9/15	
26	2H	Rodney McGruder vs. Oklahoma State (1/5/2013)	10/13	
26	2H	Barry Brown, Jr. vs. Oklahoma State (1/10/2018)	8/10	
8.	25	2H	Michael Beasley at Kansas (3/1/2008)	7/15
9.	24	2H	Chuckie Williams vs. Boston College (3/20/1975)	11/16
24	2H	Michael Beasley vs. George Mason (11/22/2007)	10/15	
10.	23	2H	Willie Murrell vs. Colorado (1/6/1963)	10/15
23	2H	Mike Evans at Colorado (1/15/1977)	7/9	
23	2H	Mike Evans vs. Northern Illinois (11/25/1977)	8/13	
23	2H	Elliot Hatcher vs. Auburn (12/30/1994)	8/12	
23	2H	Michael Beasley vs. Western Illinois (11/17/2007)	8/9	
23	2H	Nijel Pack vs. Texas A&M (1/30/2021)	8/11	

20 or more Points in a Second Half

Pts	Half	Player vs. Opponent	FGs
22	2H	Willie Murrell vs. Missouri (3/7/1964)	8/13
22	2H	Mike Evans vs. Montana State (11/30/1974)	10/11
22	2H	Chuckie Williams vs. Holy Cross (12/5/1975)	10/23
22	2H	Larry Reid at Iowa State (2/3/2001)	
22	2H	Jeremiah Massey vs. Northern Illinois (12/21/2004)	5/9
22	2H	Denis Clemente at Missouri (2/25/2009)	7/10
21	2H	Chuckie Williams at Oklahoma (2/15/1975)	
21	2H	Curtis Redding at Arizona State (12/14/1977)	9/14
21	2H	Curtis Redding at Iowa State (1/11/1978)	9/14
21	2H	Mitch Richmond vs. Georgia (3/12/1987)	7/14
21	2H	Cartier Martin at Colorado State (12/2/2006)	8/17
21	2H	Jacob Pullen vs. Wisconsin (3/9/2011)	8/14
21	2H	Marcus Foster at Tennessee (12/6/2014)	7/11
21	2H	Barry Brown, Jr. at Baylor (1/22/2018)	5/9
20	2H	Chuckie Williams at Iowa State (1/29/1975)	10/17
20	2H	Chuckie Williams at Missouri (2/4/1976)	8/13
20	2H	Mike Evans at Arizona State (12/14/1977)	9/14
20	2H	Norris Coleman at Colorado (1/18/1986)	6/12
20	2H	Norris Coleman at Iowa State (2/15/1986)	8/13
20	2H	Mitch Richmond at Oklahoma (2/13/1988)	8/9
20	2H	Manny Dies vs. Colorado (1/25/1998)	6/7
20	2H	Askia Jones at Oklahoma (1/26/1994)	5/9
20	2H	Fred Peete vs. UTSA (12/18/2004)	5/8
20	2H	Cartier Martin at Texas (2/3/2007)	6/10
20	2H	Bill Walker at Xavier (12/31/2007)	9/12
20	2H	Jacob Pullen at Nebraska (2/23/2011)	4/9
20	2H	Kamau Stokes vs. Arizona State (11/23/2017)	6/7
20	2H	Barry Brown, Jr. at Oklahoma State (2/14/2018)	4/7
20	2H	Barry Brown, Jr. vs. West Virginia (1/9/2019)	7/10



## 30-Point Games

### ■ Sonny Ballard (1957-60)

Opponent	FG/FGA (FT/A)	Date	Pts
San Francisco	15/23 (3/4)	Dec. 19, 1959	33

### ■ Michael Beasley (2007-08)

Opponent	FG/FGA (FT/A)	Date	Pts
Sacramento State*	12/20 (7/11)	Nov. 9, 2007	32
Pittsburg State*	12/19 (5/7)	Nov. 11, 2007	30
George Mason*	13/20 (3/3)	Nov. 22, 2007	30
UCF*	11/17 (6/8)	Nov. 23, 2007	30
Winston-Salem	14/22 (9/13)	Dec. 22, 2007	40
Oklahoma	13/18 (6/9)	Jan. 12, 2008	32
Iowa State	12/21 (7/7)	Jan. 26, 2008	33
Nebraska	15/21 (3/6)	Feb. 6, 2008	35
Missouri	12/22 (14/15)	Feb. 16, 2008	40
Baylor*	14/25 (15/15)	Feb. 23, 2008	44
Texas%	10/21 (10/11)	Feb. 25, 2008	30
Kansas%	11/23 (13/16)	March 1, 2008	39
Colorado%	12/22 (8/10)	March 4, 2008	33

### ■ Bob Boozer (1956-59)

Opponent	FG/FGA (FT/A)	Date	Pts
Missouri	10/24 (14/16)	Dec. 29, 1956	34
Colorado	10/14 (16/20)	Feb. 2, 1957	36
Missouri	12/20 (11/14)	March 1, 1958	35
Purdue	11/26 (23/26)	Dec. 1, 1958	45
Colorado	13/18 (6/8)	Dec. 30, 1958	32
Colorado	11/18 (9/9)	Jan. 10, 1959	31
Missouri	10/23 (10/14)	Jan. 17, 1959	30
Kansas	14/26 (5/9)	Feb. 11, 1959	33
Missouri	14/21 (4/6)	March 7, 1959	32
Cincinnati	11/26 (10/13)	March 14, 1959	32

### ■ Barry Brown, Jr. (2015-19)

Opponent	FG/FGA (FT/A)	Date	Pts
Oklahoma State	12/17 (11/16)	Jan. 10, 2018	38
Baylor	9/16 (12/12)	Jan. 22, 2018	34

### ■ Denis Clemente (2008-10)

Opponent	FG/FGA (FT/A)	Date	Pts
Texas	13/25 (12/12)	Jan. 31, 2009	44
Missouri	12/19 (5/7)	Feb. 25, 2009	33
Iowa State	9/18 (6/6)	Feb. 6, 2010	30

### ■ Norris Coleman (1985-87)

Opponent	FG/FGA (FT/A)	Date	Pts
Chaminade	13/19 (5/6)	Nov. 22, 1985	31
Northern Illinois	12/22 (6/7)	Dec. 23, 1985	30
Iowa State*	13/22 (6/8)	Jan. 15, 1986	32
Colorado*	14/24 (11/15)	Jan. 18, 1986	39
Oklahoma^	14/22 (3/4)	Feb. 11, 1986	31
Iowa State^	13/21 (4/5)	Feb. 15, 1986	30
Oklahoma State^	12/20 (6/6)	Feb. 19, 1986	30
Iowa State	12/23 (10/12)	Feb. 7, 1987	34

### ■ Larry Comley (1959-61)

Opponent	FG/FGA (FT/A)	Date	Pts
North Carolina	15/32 (3/3)	Dec. 16, 1960	33

### ■ Larry Dassie (1975-77)

Opponent	FG/FGA (FT/A)	Date	Pts
Vanderbilt	15/20 (0/0)	Nov. 27, 1976	30

### ■ Eddie Elder (1981-85)

Opponent	FG/FGA (FT/A)	Date	Pts
Oklahoma	9/16 (12/12)	Jan. 21, 1984	30
Iowa State	8/10 (14/14)	Feb. 27, 1985	30

### ■ Mike Evans (1974-78)

Opponent	FG/FGA (FT/A)	Date	Pts
Montana State	14/18 (2/2)	Nov. 30, 1974	30
Oklahoma State	13/19 (5/6)	Feb. 7, 1976	31
Nebraska	13/21 (4/5)	Feb. 18, 1976	30
Northern Illinois	12/24 (7/7)	Nov. 25, 1977	31
Arizona State	14/24 (3/3)	Dec. 14, 1977	31
Colorado	11/15 (9/11)	Feb. 4, 1978	31

### ■ Marcus Foster (2013-14)

Opponent	FG/FGA (FT/A)	Date	Pts
Texas	13/16 (3/4)	Feb. 8, 2014	34

### ■ Wally Frank (1957-60)

Opponent	FG/FGA (FT/A)	Date	Pts
South Dakota State	16/24 (3/4)	Dec. 1, 1959	35

### ■ Cortez Groves (1998-2000)

Opponent	FG/FGA (FT/A)	Date	Pts
Texas A&M	9/16 (4/4)	Feb. 23, 2000	35

### ■ Elliot Hatcher (1994-96)

Opponent	FG/FGA (FT/A)	Date	Pts
Marshall	8/12 (14/16)	Dec. 2, 1995	32
Kansas	12/23 (7/9)	Feb. 4, 1996	30

### ■ Steve Henson (1986-90)

Opponent	FG/FGA (FT/A)	Date	Pts
Iowa State	14/25 (2/2)	March 4, 1989	33
Iowa State	15/24 (3/3)	Feb. 17, 1990	41
Xavier	11/19 (7/7)	March 16, 1990	35

### ■ Askia Jones (1990-94)

Opponent	FG/FGA (FT/A)	Date	Pts
Wyoming	11/20 (7/7)	Jan. 2, 1992	35
Colorado	13/24 (0/2)	Jan. 22, 1994	32
Oklahoma	7/16 (13/14)	Jan. 26, 1994	31
Fresno State	18/25 (14/18)	March 24, 1994	62#
Siena	8/21 (14/15)	March 30, 1994	31

### ■ Dick Knostman (1950-53)

Opponent	FG/FGA (FT/A)	Date	Pts
Missouri	13/x (13/x)	Feb. 20, 1952	39
Drake	10/23 (12/16)	Dec. 5, 1952	32
Kansas	12/24 (14/15)	Dec. 30, 1952	38
Iowa State	9/16 (13/19)	Feb. 9, 1953	31
Oklahoma	12/x (18/26)	Feb. 14, 1953	42

### ■ Lon Kruger (1971-74)

Opponent	FG/FGA (FT/A)	Date	Pts
Colorado	14/25 (4/4)	Feb. 16, 1974	32

### ■ Ernie Kusnyer (1970-73)

Opponent	FG/FGA (FT/A)	Date	Pts
Houston	14/24 (5/9)	Jan. 23, 1971	33

### ■ Cartier Martin (2003-07)

Opponent	FG/FGA (FT/A)	Date	Pts
Oklahoma	10/16 (5/5)	March 3, 2007	30

### ■ Jeremiah Massey (2003-05)

Opponent	FG/FGA (FT/A)	Date	Pts
Northern Illinois	8/15 (16/17)	Dec. 21, 2004	32

### ■ Rodney McGruder (2009-13)

Opponent	FG/FGA (FT/A)	Date	Pts
Baylor	10/14 (8/8)	Jan. 10, 2012	30
Texas	11/17 (7/10)	Jan. 18, 2012	33
Southern Miss	11/16 (6/8)	March 15, 2012	30

### ■ Willie Murrell (1962-64)

Opponent	FG/FGA (FT/A)	Date	Pts
Nebraska	11/14 (8/12)	Dec. 26, 1963	30
Colorado	16/25 (3/3)	Jan. 6, 1964	35
Missouri	15/23 (4/5)	Feb. 15, 1964	34
Missouri	14/24 (11/11)	March 7, 1964	39

### ■ Nijel Pack (2020-22)

Opponent	FG/FGA (FT/A)	Date	Pts
Kansas	12/18 (3/3)	Jan. 22, 2022	35
Baylor	10/19 (7/10)	Feb. 9, 2022	31
Iowa State	11/15 (4/5)	Feb. 26, 2022	32

### ■ Jack Parr (1955-58)

Opponent	FG/FGA (FT/A)	Date	Pts
Minnesota	12/22 (9/13)	Dec. 20, 1956	33
Iowa State	13/27 (7/8)	Feb. 23, 1957	33

### ■ Pervis Pasco (2001-03)

Opponent	FG/FGA (FT/A)	Date	Pts
North Texas	11/17 (8/14)	Dec. 15, 2001	30

### ■ Lee Poore (1954-55)

Opponent	FG/FGA (FT/A)	Date	Pts
Oklahoma	15/27 (1/3)	Jan. 4, 1955	31

### ■ Jacob Pullen (2007-11)

Opponent	FG/FGA (FT/A)	Date	Pts
Illinois State	10/23 (6/11)	March 18, 2009	32
Alabama	10/15 (4/4)	Dec. 19, 2009	30
BYU	8/15 (11/11)	March 20, 2010	34
Kansas	9/17 (5/6)	Feb. 14, 2011	38
Wisconsin	13/22 (6/8)	March 19, 2011	38

### ■ Mitch Richmond (1986-88)

Opponent	FG/FGA (FT/A)	Date	Pts
Georgia	10/19 (5/5)	March 12, 1987	34
Creighton	12/16 (7/10)	Dec. 5, 1987	31
Oklahoma	9/18 (14/16)	Jan. 16, 1988	33
Oklahoma State	8/11 (12/13)	Jan. 23, 1988	30
Kansas	11/24 (10/10)	Jan. 30, 1988	35
Oklahoma	14/21 (10/10)	Feb. 13, 1988	41
La Salle	9/17 (10/10)	March 17, 1988	30

### ■ Curtis Redding (1976-78)

Opponent	FG/FGA (FT/A)	Date	Pts
Kansas	11/28 (12/12)	Feb. 12, 1977	34
Providence	14/18 (4/4)	March 12, 1977	32
Arizona State	14/27 (9/9)	Dec. 14, 1977	37
Colorado	12/22 (6/10)	Dec. 27, 1977	30
Iowa State	13/21 (5/6)	Jan. 11, 1978	31

### ■ Randy Reed (1980-82)

Opponent	FG/FGA (FT/A)	Date	Pts
Colorado	14/15 (4/7)	Jan. 16, 1982	32

### ■ Larry Reid (2000-02)

Opponent	FG/FGA (FT/A)	Date	Pts
Iowa	10/15 (8/10)	Dec. 23, 2000	31
Iowa State	10/16 (3/3)	Feb. 3, 2001	30

### ■ Fritz Schneider (1955-56)

Opponent	FG/FGA (FT/A)	Date	Pts
Kansas	12/19 (12/14)	March 6, 1956	36

### ■ Xavier Sneed (2016-20)

Opponent	FG/FGA (FT/A)	Date	Pts
Iowa State	10/21 (7/8)	March 7, 2020	31

### ■ Jerry Venable (1968-70)

Opponent	FG/FGA (FT/A)	Date	Pts
Colorado	14/22 (3/7)	Feb. 26, 1970	31

### ■ Dean Wade (2015-19)

Opponent	FG/FGA (FT/A)	Date	Pts
Iowa State	13/16 (2/3)	Dec. 29, 2017	34

### ■ Bill Walker (2006-08)

Opponent	FG/FGA (FT/A)	Date	Pts
California	7/22 (14/16)	Dec. 9, 2007	30
Baylor	13/21 (3/4)	Feb. 23, 2008	31

### ■ Chuckie Williams (1972-76)

Opponent	FG/FGA (FT/A)	Date	Pts
Iowa State	16/29 (2/2)	Jan. 29, 1975	34
Oklahoma	14/26 (7/9)	Feb. 15, 1975	35
Boston College	15/25 (2/2)	March 20, 1975	32
Syracuse	14/27 (7/9)	March 22, 1975	35
Holy Cross	22/42 (3/4)	Dec. 5, 1975	47
Tulane	13/27 (6/6)	Jan. 10, 1976	32
Missouri	14/26 (4/4)	Feb. 4, 1976	32
Oklahoma State	14/25 (2/2)	March 6, 1976	30

### ■ Joe Wright (1984-86)

Opponent	FG/FGA (FT/A)	Date	Pts
Wichita State	12/13 (7/8)	Jan. 6, 198	



**Most Points by a K-State Player in Consecutive Games**

Pts	Player	Date
84	Askia Jones (22 vs. Gonzaga (3/22/1994), 62 vs. Fresno State (3/24/1994)	March 22-24, 1994
75	Chuckie Williams (28 vs. Louisiana Tech (12/1/1975, 47 vs. Holy Cross (12/5/1975)	Dec. 1-5, 1975
74	Michael Beasley (44 at Baylor (2/23/2008), 30 vs. Texas (2/25/2008)	Feb. 23-25, 2008
73	Bob Boozer (45 vs. Purdue (12/1/1958), 28 vs. Indiana (12/6/1958)	Dec. 1-6, 1958
72	Michael Beasley (39 at Kansas (3/1/2008), 33 vs. Colorado (3/4/2008)	March 1-4, 2008
71	Norris Coleman (31 vs. Iowa State (1/15/1986), 39 at Colorado (1/18/1986)	Jan. 15-18, 1986
69	Mitch Richmond (41 at Oklahoma (2/13/1988), 28 vs. Colorado (2/16/1988)	Feb. 13-16, 1988
69	Michael Beasley (30 vs. Texas (2/25/2008), 39 at Kansas (3/1/2008)	Feb. 23-March 1, 2008
67	Chuckie Williams (32 vs. Boston College (3/20/1975), 35 vs. Syracuse (3/22/1975)	March 20-22, 1975
65	Jacob Pullen (38 vs. Kansas (2/14/2011), 27 vs. Oklahoma (2/19/2011)	Feb. 14-19, 2011
64	Michael Beasley (24 vs. Florida A&M (12/17/2007), 40 vs. Winston-Salem State (12/22/2007)	Dec. 17-22, 2007
63	Jack Parr (33 at Minnesota (12/20/1956), 30 at Iowa (12/22/1956)	Dec. 20-22, 1956
63	Mike Wroblewski (46 at Kansas (2/7/1962), 17 vs. Missouri (2/10/1962)	Feb. 7-10, 1962
63	Askia Jones (32 vs. Colorado (1/22/1994), 31 at Oklahoma (1/26/1994)	Jan. 22-26, 1994
62	Curtis Redding (25 vs. Oral Roberts (12/8/1977), 37 at Arizona State (12/14/1977)	Dec. 8-14, 1977
62	Steve Henson (21 vs. Oklahoma (2/14/1990), 41 vs. Iowa State (2/17/1990)	Feb. 14-17, 1990
62	Steve Henson (27 vs. Oklahoma State (3/9/1990), 35 vs. Xavier (3/16/1990)	March 9-16, 1990
62	Michael Beasley (32 vs. Sacramento State (11/9/2007), 30 vs. Pittsburg State (11/11/2007)	Nov. 9-11, 2007
62	Michael Beasley (34 vs. BYU (3/20/2010), 28 vs. Xavier (3/25/2010)	March 20-25, 2010
62	Michael Beasley (29 at Colorado (1/23/2008), 33 vs. Iowa State (1/26/2008)	Jan. 23-26, 2008
62	Michael Beasley (22 at Texas Tech (2/13/2008), 40 vs. Missouri (2/16/2008)	Feb. 13-16, 2008
62	Barry Brown, Jr. (24 at Texas Tech (1/16/2018), 38 vs. Oklahoma State (1/10/2018)	Jan. 6-10, 2018

**Most Points by a K-State Player in 3 Consecutive Games**

Pts	Player	Date
113	Michael Beasley (44 at Baylor (2/23/2008), 30 vs. Texas (2/25/2008), 39 at Kansas (3/1/2008)	Feb. 23-March 1, 2008
110	Askia Jones (62 vs. Fresno State (3/24/1994), 17 vs. Vanderbilt (3/28/1994), 31 vs. Siena (3/30/1994)	March 24-30, 1994
104	Askia Jones (20 vs. Miss. State (3/17/1994), 22 vs. Gonzaga (3/22/1994), 62 vs. Fresno State (3/24/1994)	March 17-24, 1994
102	Michael Beasley (30 vs. Texas (2/25/2008), 39 at Kansas (3/1/2008), 33 vs. Colorado (3/4/2008)	Feb. 23-March 4, 2008
100	Bob Boozer (45 vs. Purdue (12/1/1958), 28 vs. Indiana (12/6/1958), 27 at California (12/12/1958)	Dec. 1-12, 1958
99	Chuckie Williams (28 vs. La. Tech (12/1/1975, 47 vs. Holy Cross (12/5/1975), 24 vs. USC (12/6/1975)	Dec. 1-6, 1975
99	Norris Coleman (32 vs. Iowa State (1/15/1986), 39 at Colorado (1/18/1986), 28 vs. Missouri (1/21/1986)	Jan. 15-21, 1986
92	Jacob Pullen (38 vs. Kansas (2/14/2011), 27 vs. Oklahoma (2/19/2011), 27 at Nebraska (2/23/2011)	Feb. 14-23, 2011
91	Chuckie Williams (32 at OSU (2/8/1975), 24 vs. Colorado (2/12/1975), 35 at Oklahoma (2/15/1975)	Feb. 8-15, 1975
90	Michael Beasley (32 vs. Sacramento State (11/9/2007), 30 vs. Pitt State (11/11/2007), 28 vs. WIU (11/17/2007)	Nov. 9-17, 2007
89	Jack Parr (26 vs. Indiana (12/15/1956), 33 at Minnesota (12/20/1956), 30 at Iowa (12/22/1956)	Dec. 15-22, 1956
89	Bob Boozer (28 at Kansas (2/27/1959), 32 vs. Missouri (3/7/1959), 29 vs. Nebraska (3/9/1959)	Feb. 27-March 9, 1959
89	Norris Coleman (39 at Colorado (1/18/1986), 28 vs. Missouri (1/21/1986), 22 vs. Oklahoma (1/25/1986)	Jan. 18-25, 1986
89	Askia Jones (26 at Kansas (1/17/1994), 32 vs. Colorado (1/22/1994), 31 at Oklahoma (1/26/1994)	Jan. 17-26, 1994
88	Bob Boozer (31 vs. Colorado (1/10/1959), 27 vs. Oklahoma (1/12/1959), 30 at Missouri (1/17/1959)	Jan. 10-17, 1959
88	Askia Jones (28 vs. Temple (12/27/1991), 25 vs. Southern Miss (12/28/1991), 35 vs. Wyoming (1/2/1992)	Dec. 27, 1991-Jan. 2, 1992
87	Chuckie Williams (20 at Penn (3/15/1975), 32 vs. BC (3/20/1975), 35 vs. Syracuse (3/22/1975)	March 15-22, 1975
87	Mitch Richmond (33 vs. Oklahoma (1/16/1988), 24 vs. Wichita State (1/19/1988), 30 at OSU (1/23/1988)	Jan. 16-23, 1988
87	Mitch Richmond (18 at Missouri (2/9/1988), 41 at Oklahoma (2/13/1988), 28 vs. Colorado (2/16/1988)	Feb. 9-16, 1988
87	Michael Beasley (29 at Colorado (1/23/2008), 33 vs. Iowa State (1/26/2008), 25 vs. Kansas (1/30/2008)	Jan. 23-30, 2008
86	Bob Boozer (26 at Oklahoma State (2/21/1959), 28 at Kansas (2/27/1959), 32 vs. Missouri (3/7/1959)	Feb. 21-March 7, 1959
86	Chuckie Williams (25 at Colorado (1/22/1975), 27 vs. Oklahoma (1/25/1975), 34 at Iowa State (1/29/1975)	Jan. 22-29, 1975
86	Curtis Redding (24 at Vanderbilt (12/5/1977), 25 vs. Oral Roberts (12/8/1977), 37 at Arizona State (12/14/1977)	Dec. 5-14, 1977
86	Norris Coleman (25 vs. Colorado (2/8/1986), 31 at Oklahoma (2/11/1986), 30 at Iowa State (2/15/1986)	Feb. 8-15, 1986
85	Jack Parr (27 vs. Oklahoma City (2/16/1957), 25 at Nebraska (2/18/1957), 33 vs. Iowa State (2/23/1957)	Feb. 16-23, 1957
85	Michael Beasley (24 vs. Florida A&M (12/17/2007), 40 vs. Winston-Salem (12/22/2007), Wagner (12/29/2007)	Dec. 17-29, 2007
85	Michael Beasley (23 vs. OSU (2/9/2008), 22 at Texas Tech (2/13/2008), 40 vs. Missouri (2/16/2008)	Feb. 9-16, 2008

**Most Points by Two K-State Players Combined**

Pts	Player	Player	Opponent	Date
77	Askia Jones (62)	Anthony Beane (15)	Fresno State	March 24, 1994
75	Michael Beasley (44)	Bill Walker (31)	Baylor	Feb. 23, 2008
68	Curtis Redding (37)	Mike Evans (31)	Arizona State	Dec. 14, 1977
64	Bob Boozer (45)	Don Matuszak (19)	Purdue	Dec. 1, 1958
62	Steve Henson (41)	Jean Derouillere (21)	Iowa State	Feb. 17, 1990
59	Jack Parr (33)	Bob Boozer (26)	Iowa State	Feb. 23, 1957
59	Mike Wroblewski (46)	Gary Marriott (13)	Kansas	Feb. 7, 1962
58	Chuckie Williams (47)	Carl Gerlach (11)	Holy Cross	Dec. 5, 1975
58	Michael Beasley (40)	Bill Walker (18)	Missouri	Feb. 16, 2008
58	Michael Beasley (33)	Bill Walker (25)	Colorado	March 4, 2008
57	Chuckie Williams (34)	Darryl Winston (23)	Iowa State	Jan. 29, 1975
57	Denis Clemente (44)	Fred Brown (13)	Texas	Jan. 31, 2009
57	Dean Wade (34)	Kamau Stokes (23)	Iowa State	Dec. 29, 2017
56	Curtis Redding (34)	Larry Dassie (22)	Kansas	Feb. 12, 1977
56	Bill Walker (31)	Fred Brown (25)	Xavier	Dec. 31, 2007
55	Chuckie Williams (35)	Mike Evans (20)	Syracuse	March 22, 1975
55	Steve Soldner (28)	Rolando Blackman (27)	Kansas	Jan. 20, 1979
55	Norris Coleman (39)	Joe Wright (16)	Colorado	Jan. 18, 1986
55	Norris Coleman (34)	Mitch Richmond (21)	Iowa State	Feb. 7, 1987
55	Mitch Richmond (41)	Charles Bledsoe (14)	Oklahoma	Feb. 13, 1988
55	Askia Jones (31)	Deryl Cunningham (24)	Siena	March 30, 1994
55	Cartier Martin (28)	David Hoskins (27)	Tennessee Tech	Nov. 18, 2006

**Two K-State Players with 30 Points Each in a Game (2)**

Player	Player	Opponent	Date
Curtis Redding (37)	Mike Evans (31)	Arizona State	Dec. 14, 1977
Michael Beasley (44)	Bill Walker (31)	Baylor	Feb. 23, 2008

**Two K-State Players with 25 Points Each in a Game (13)**

Player	Player	Opponent	Date
Jack Parr (33)	Bob Boozer (26)	Iowa State	Feb. 23, 1957
Chuckie Williams (28)	Darryl Winston (25)	Texas Tech	Dec. 7, 1974
Curtis Redding (37)	Mike Evans (31)	Arizona State	Dec. 14, 1977
Steve Soldner (28)	Rolando Blackman (27)	Kansas	Jan. 20, 1979
Norris Coleman (28)	Joe Wright (25)	Texas Tech	Dec. 7, 1985
Mitch Richmond (27)	Will Scott (25)	Texas State	Dec. 6, 1986
Steve Henson (25)	LaKeith Humphrey (25)	Nebraska	Feb. 11, 1989
Elliot Hatcher (25)	Tyrone Davis (25)	Oklahoma	Jan. 20, 1996
Duane Davis (26)	Manny Dies (25)	Coastal Carolina	Dec. 6, 1997
Cartier Martin (28)	David Hoskins (27)	Tennessee Tech	Nov. 18, 2006
Bill Walker (31)	Fred Brown (25)	Xavier	Dec. 31, 2007
Michael Beasley (44)	Bill Walker (31)	Baylor	Feb. 23, 2008
Michael Beasley (33)	Bill Walker (25)	Colorado	March 4, 2008

**Three K-State Players with 20 Points Each in a Game (7)**

Players	Opponent	Date
Chuckie Williams (34), Darryl Winston (23), Mike Evans (20)	Iowa State	Jan. 29, 1975
Mike Evans (22), Chuckie Williams (22), Larry Dassie (20)	Oklahoma	Feb. 14, 1976
Jean Derouillere (23), Jeff Wires (21), Maurice Brittian (20)	Oklahoma	Feb. 5, 1991
Cartier Martin (28), David Hoskins (27), Blake Young (24)	Tennessee Tech	Nov. 18, 2006
Michael Beasley (25), Bill Walker (22), Jacob Pullen (20)	Kansas	Jan. 30, 2008
Jacob Pullen (28), Denis Clemente (25), Curtis Kelly (21)	Xavier	March 25, 2010
Dean Wade (34), Kamau Stokes (23), Barry Brown, Jr. (21)	Iowa State	Dec. 29, 2017

**Four K-State Players with 15 Points Each in a Game (11)**

Players	Opponent	Date
Bob Zender (20), Jerry Venable (19), Jeff Webb (17), Wheeler Hughes (15)	Indiana	Dec. 8, 1970
Jack Thomas (21), Steve Mitchell (17), Ernie Kusnyer (16), David Hall (15)	Missouri	March 6, 1971
Chuckie Williams (34), Darryl Winston (23), Mike Evans (20), Carl Gerlach (18)	Iowa State	Jan. 29, 1975
Mike Evans (19), Carl Gerlach (19), Chuckie Williams (18), Dan Droge (15)	Missouri	March 5, 1975
Mike Evans (24), Darryl Winston (19), Larry Dassie (15), Keith Frazier (15)	SMU	Dec. 4, 1976
Jim Roder (20), Eric Watson (17), Ben Mitchell (16), Tom Alfaro (16)	Oral Roberts	Nov. 29, 1983
Tyrone Davis (26), Mark Young (17), Elliot Hatcher (16), Duane Davis (15)	Oklahoma	Jan. 25, 1995
Phineas Atchison (18), Quentin Buchanan (16), Matt Siebrandt (16), Travis Reynolds (15)	Hampton	Dec. 21, 2000
Clent Stewart (19), David Hoskins (18), Lance Harris (16), Cartier Martin (15)	Missouri	Jan. 13, 2007
Barry Brown, Jr. (18), Justin Edwards (15), Stephen Hurt (15), Dean Wade (15)	South Dakota	Nov. 20, 2015
Marquis Nowell (18), Nijel Pack (16), Kaosi Ezeagu (15), Mike McGuire (15)	North Dakota	Nov. 28, 2021

**Most Points by K-State and Opposing Player Combined**

Pts	Player	Player	Opponent	Date
82	Askia Jones (31)	Doremus Bennerman (51)	Siena	March 30, 1994
81	Askia Jones (62)	Carl Ray Harris (19)	Fresno State	March 24, 1994
76	Chuckie Williams (47)	Michael Vicens (29)	Holy Cross	Dec. 5, 1975
71	Mike Wroblewski (46)	Nolen Ellison (25)	Kansas	Feb. 7, 1962
71	Nick Pino (28)	Bob Portman (43)	Creighton	Feb. 12, 1968
69	Mitch Richmond (34)	Willie Anderson (35)	Georgia	March 12, 1987
68	Michael Beasley (44)	Curtis Jerrells (24)	Baylor	Feb. 23, 2008
66	Mike Evans (40)	Emmett Lewis (26)	Colorado	Jan. 15, 1977
65	Steve Henson (41)	Kirk Baker (24)	Iowa State	Feb. 17, 1990
64	Bob Boozer (45)	Wilson Elson (19)	Purdue	Dec. 1, 1958
64	Larry Comley (33)	York Larese (31)	North Carolina	Dec. 16, 1960
64	Willie Murrell (39)	Bob Price (25)	Missouri	March 7, 1964
64	Chuckie Williams (34)	Hercle Ivy (30)	Iowa State	Jan. 29, 1975
64	Steve Henson (35)	Tyrone Hill (29)	Xavier	March 17, 1990
64	Nijel Pack (35)	Ochai Agbaji (29)	Kansas	Jan. 22, 2022
63	Danny Beard (24)	Steve Copp (39)	San Diego State	Dec. 21, 1973
63	Chuckie Williams (35)	Rudy Hackett (28)	Syracuse	March 22, 1975
63	Joe Wright (26)	Wayman Tisdale (37)	Oklahoma	Jan. 26, 1985
63	Norris Coleman (31)	Darryl Kennedy (32)	Oklahoma	Feb. 11, 1986
63	Cartier Martin (22)	Aleks Maric (41)	Nebraska	Feb. 13, 2007
63	Denis Clemente (44)	Damion James (19)	Texas	Jan. 31, 2009
62	Mike Evans (24)	Willie Smith (38)	Missouri	March 3, 1976
62	Norris Coleman (34)	Jeff Gray (28)	Iowa State	Feb. 7, 1987
62	Mitch Richmond (41)	Mookie Blaylock (21)	Oklahoma	Feb. 13, 1988
62	Steve Henson (33)	Victor Alexander (29)	Iowa State	March 4, 1989
62	Vincent Jackson (29)	Rick Brunson (33)	Temple	Jan. 30, 1993
61	Bob Boozer (34)	Lionel Smith (27)	Missouri	Dec. 29, 1956
61	Bob Boozer (33)	Bill Bridges (28)	Kansas	Feb. 11, 1959
61	Chuckie Williams (35)	Alvin Adams (26)	Oklahoma	Feb. 15, 1975
61	Carl Gerlach (27)	Willie Smith (34)	Missouri	Feb. 5, 1975
61	Chuckie Williams (32)	Phil Hicks (29)	Tulane	Jan. 10, 1976
60	Bob Boozer (32)	Gerry Schroeder (28)	Colorado	Dec. 30, 1958
60	Willie Murrell (28)	Nolen Ellison (32)	Kansas	Dec. 29, 1962
60	Lon Kruger (32)	Scott Wedman (28)	Colorado	Feb. 16, 1974
60	Eddie Elder (30)	Wayman Tisdale (30)	Oklahoma	Jan. 21, 1984
60	Michael Beasley (40)	Matt Lawrence (20)	Missouri	Feb. 16, 2008
60	Michael Beasley (39)	Brandon Rush (21)	Kansas	March 1, 2008
60	Jacob Pullen (28)	Jordan Crawford (32)	Xavier	March 25, 2010

**K-State and Opposing Player with 30 Points in a Game (6)**

Player	Player	Opponent	Date
Larry Comley (33)	York Larese (31)	North Carolina	Dec. 16, 1960
Chuckie Williams (34)	Hercle Ivy (30)	Iowa State	Jan. 29, 1975
Eddie Elder (30)	Wayman Tisdale (30)	Oklahoma	Jan. 21, 1984
Norris Coleman (31)	Darryl Kennedy (32)	Oklahoma	Feb. 11, 1986
Mitch Richmond (34)	Willie Anderson (35)	Georgia	March 12, 1987
Askia Jones (31)	Doremus Bennerman (51)	Siena	March 30, 1994





**BILL WALKER AND MICHAEL BEASLEY**



**Elite Teammates**

**1,000-point Tandems in a Season (13)**

Pts	Players	Year
1,364	Michael Beasley (866), Bill Walker (498)	2007-08
1,328	Jacob Pullen (715), Denis Clemente (613)	2009-10
1,182	Mitch Richmond (768), Will Scott (414)	1987-88
1,153	Norris Coleman (609), Joe Wright (544)	1985-86
1,132	Chuckie Williams (640), Mike Evans (492)	1974-75
1,123	Barry Brown, Jr. (590), Dean Wade (533)	2017-18
1,118	Askia Jones (729), Anthony Beane (389)	1993-94
1,107	Cartier Martin (599), David Hoskins (508)	2006-07
1,087	Chuckie Williams (585), Mike Evans (502)	1975-76
1,082	Mike Evans (566), Curtis Redding (516)	1976-77
1,069	Mike Evans (555), Curtis Redding (514)	1977-78
1,037	Bob Boozer (691), Wally Frank (346)	1958-59
1,021	Willie Murrell (648), Roger Suttner (373)	1963-64

**Top Scoring Trios**

Pts	Players	Year
1,754	Jacob Pullen (715), Denis Clemente (613), Curtis Kelly (426)	2009-10
1,683	Michael Beasley (866), Bill Walker (498), Jacob Pullen (319)	2007-08
1,535	Barry Brown, Jr. (590), Dean Wade (533), Kamau Stokes (412)	2017-18
1,510	Mitch Richmond (768), Will Scott (414), Fred McCoy (328)	1987-88
1,506	Askia Jones (729), Anthony Beane (389), Deryl Cunningham (388)	1993-94

Minimum of 1,500 points, 300 by each player

**Two players with 500-points in a Season (7)**

Total	Players	Year
1,087	Chuckie Williams (585), Mike Evans (502)	1975-76
1,082	Mike Evans (566), Curtis Redding (516)	1976-77
1,069	Mike Evans (555), Curtis Redding (514)	1977-78
1,153	Norris Coleman (609), Joe Wright (544)	1985-86
1,107	Cartier Martin (599), David Hoskins (508)	2006-07
1,328	Jacob Pullen (715), Denis Clemente (613)	2009-10
1,123	Barry Brown, Jr. (590), Dean Wade (533)	2017-18

**Five players with 300-points in a Season (2)**

Total	Players	Year
2,129	Mitch Richmond (768), Will Scott (414), Fred McCoy (328), Steve Henson (311), Charles Bledsoe (308)	1987-88
1,986	Wesley Iwundu (456), Kamau Stokes (411), Barry Brown, Jr. (408), D.J. Johnson (385), Dean Wade (326)	2016-17

**Four players with 300-points in a Season (6)**

Total	Players	Year
1,449	Jerry Venable (452), Bob Zender (349), David Hall (337), Jeff Webb (311)	1969-70
1,801	Mike Evans (566), Curtis Redding (516), Larry Dassie (400), Darryl Winston (319)	1976-77
1,579	Rolando Blackman (494), Randy Reed (400), Ed Nealy (363), Tyrone Adams (322)	1980-81
1,502	Jeremiah Massey (518), Fred Peete (378), Cartier Martin (305), Lance Harris (301)	2004-05
2,151	Jacob Pullen (715), Denis Clemente (613), Curtis Kelly (426), Jamar Samuels (397)	2009-10
1,533	Barry Brown, Jr. (498), Kamau Stokes (363), Xavier Sneed (349), Dean Wade (323)	2018-19

**500-rebound Tandems in a Season (9)**

Rebs	Players	Year
607	Dick Knostman (319), Jesse Prisoek (288)	1951-52
604	Michael Beasley (408), Bill Walker (196)	2007-08
586	Larry Comley (315), Cedric Price (271)	1960-61
564	Willie Murrell (321), Roger Suttner (243)	1963-64
540	Bob Boozer (281), Jack Parr (259)	1957-58
527	Jack Parr (290), Bob Boozer (237)	1956-57
513	Bob Boozer (306), Wally Frank (207)	1958-59
506	Gene Williams (283), Nick Pino (223)	1967-68
500	David Hall (276), Jerry Venable (224)	1969-70

**Three players with 200-rebounds in a Season (3)**

Total	Players	Year
719	Gene Williams (283), Nick Pino (223), Earl Seyfert (213)	1967-68
706	David Hall (284), Ernie Kusnyer (211), Steve Mitchell (211)	1970-71
697	Larry Dassie (270), Darryl Winston (215), Curtis Redding (212)	1976-77

**Two players with 200-rebounds in a Season (19)**

Total	Players	Year
475	Lew Hitch (258), Dick Knostman (217)	1950-51
607	Dick Knostman (319), Jesse Prisoek (288)	1951-52
527	Jack Parr (290), Bob Boozer (237)	1956-57
540	Bob Boozer (281), Jack Parr (259)	1957-58
513	Bob Boozer (306), Wally Frank (207)	1958-59
586	Larry Comley (315), Cedric Price (271)	1960-61
447	Pat McKenzie (235), Mike Wroblewski (212)	1961-62
564	Willie Murrell (321), Roger Suttner (243)	1963-64
498	Gene Williams (298), Jerry Venable (200)	1968-69
500	David Hall (276), Jerry Venable (224)	1969-70
477	Steve Mitchell (250), Ernie Kusnyer (227)	1972-73
416	Steve Soldner (214), Curtis Redding (202)	1977-78
483	Ed Nealy (270), Jari Wills (213)	1979-80
466	Charles Bledsoe (253), Mitch Richmond (213)	1987-88
504	Deryl Cunningham (295), Demond Davis (209)	1993-94
460	Tony Kitt (255), Kelvin Howell (205)	1999-2000
427	Akeem Wright (221), David Hoskins (206)	2006-07
444	Curtis Kelly (230), Dominique Sutton (214)	2009-10

**200-assist Tandems in a Season (11)**

Asts	Players	Year
311	Steve Henson (186), Mitch Richmond (125)	1987-88
279	Denis Clemente (154), Jacob Pullen (125)	2009-10
266	Kamau Stokes (145), Wesley Iwundu (121)	2016-17
256	Angel Rodriguez (173), Shane Southwell (83)	2012-13
252	Tyrone Adams (129), Tim Jankovich (123)	1981-82
250	Steve Henson (141), LaKeith Humphrey (109)	1988-89
225	Anthony Beane (137), Askia Jones (88)	1992-93
225	Clent Stewart (116), Fred Peete (109)	2004-05
223	Steve Henson (141), Jean Derouillere (82)	1989-90
223	Frank Richards (146), Jarrett Hart (77)	2002-03
223	Barry Brown, Jr. (120), Kamau Stokes (103)	2017-18
201	Markquis Nowell (136), Nijel Pack (65)	2021-22



Season Double-Doubles

1.	28	Michael Beasley	2007-08	33	gms
2.	19	Larry Comley	1960-61	27	gms
3.	18	Willie Murrell	1963-64	29	gms
4.	17	Bob Boozer	1957-58	27	gms
5.	16	Jack Parr	1955-56	25	gms
6.	15	Bob Boozer	1958-59	27	gms
	15	Cedric Price	1960-61	27	gms
	15	Gene Williams	1968-69	26	gms
9.	12	Jack Parr	1956-57	20	gms
	12	Jack Parr	1957-58	25	gms
	12	Willie Murrell	1962-63	25	gms

Others with 10+ Double-Doubles

11	David Hall	1970-71	26	gms
11	Steve Mitchell	1972-73	28	gms
11	Ed Nealy	1980-81	33	gms
10	Bob Boozer	1956-57	23	gms
10	Roy Smith	1964-65	25	gms
10	Earl Seyfert	1967-68	24	gms
10	Steve Mitchell	1970-71	26	gms
10	David Hall	1971-72	28	gms
10	Carl Gerlach	1974-75	29	gms
10	Ed Nealy	1979-80	31	gms
10	Pervis Pasco	2001-02	29	gms

Consecutive Double-Doubles

1.	15	Michael Beasley	2007-08
2.	10	Bob Boozer	spanning 1957-58 and 1958-59
10	Michael Beasley	2007-08	
4.	7	Jack Parr	1956-57
	7	Cedric Price	1960-61
6.	6	Larry Comley	1960-61 [twice]
7.	5	Willie Murrell	1963-64
8.	4	Willie Murrell	1963-64
	4	Roy Smith	1964-65

Average Double-Double For A Career

Player	PPG	RPG	Year
Jack Parr	16.9	12.7	1955-58
Bob Boozer	21.9	10.7	1956-59
Willie Murrell	20.6	10.7	1962-64
Gene Williams	10.1	10.8	1967-69
David Hall	12.3	10.1	1969-72
Michael Beasley	26.2	12.4	2007-08

Average Double-Double For A Season

Player	PPG	RPG	Year
Jack Parr	17.4	13.6	1955-56
Jack Parr	20.6	14.5	1956-57
Jack Parr	13.6	10.4	1957-58
Bob Boozer	19.6	10.3	1956-57
Bob Boozer	20.1	10.4	1957-58
Bob Boozer	25.6	11.3	1958-59
Larry Comley	18.3	11.7	1960-61
Cedric Price	16.9	10.0	1960-61
Willie Murrell	18.6	10.2	1962-63
Willie Murrell	22.3	11.1	1963-64
Gene Williams	12.6	11.4	1968-69
David Hall	11.5	10.9	1970-71
Michael Beasley	26.2	12.4	2007-08

Most Players w/Double-Double in a Game

3	Iowa State	H	Feb. 8, 1958
	Abbott (16p/26r)   Boozer (20p/10r)   Parr (18p/12r)		
3	Purdue	H	Dec. 1, 1958
	Boozer (45p/16r)   Frank (16p/10r)   Matuszak (19p/11r)		
3	Kansas	H	Feb. 22, 1961
	Comley (16p/14r)   Price (21p/10r)   Nelson (19p/14r)		
3	Oklahoma State	H	Jan. 13, 1962
	Marriott (10p/19r)   McKenzie (13p/11r)   Wroblewski (14p/11r)		
3	Oregon	H	Dec. 3, 1966
	Frick (12p/12r)   Seyfert (11p/10r)   Honeycutt (13p/10r)		
3	Cal State Fullerton	H	Dec. 2, 1967
	Williams (11p/19r)   Pino (19p/11r)   Honeycutt (11p/11r)		
3	North Dakota State	H	Dec. 19, 1967
	Seyfert (12p/10r)   Williams (11p/13r)   Honeycutt (14p/10r)		
3	Creighton	H	Feb. 12, 1968
	Seyfert (14p/10r)   Williams (14p/11r)   Pino (28p/24r)		
3	Syracuse	H	Dec. 13, 1968
	Venable (21p/11r)   Williams (11p/15r)   Lawrence (14p/12r)		
3	Iowa State	H	Feb. 8, 1969
	Venable (10p/10r)   Williams (12p/16r)   Honeycutt (17p/11r)		
3	Houston	N (law)	March 14, 1970
	Zender (15p/10r)   Venable (24p/10r)   Hall (25p/19r)		
3	Iowa State	H	Feb. 6, 1971
	Hall (14p/13r)   Kusnyer (14p/14r)   Mitchell (29p/17r)		
3	Tennessee State	H	Nov. 28, 2000
	Howell (11p/14r)   Reid (17p/12r)   Reynolds (14p/14r)		



40 Points/10 Rebounds in a Game

Player (P/R)	Opponent	Site	Date
Bob Boozer (45/16)	Purdue	H	Dec. 1, 1958
Mike Wroblewski (46/12)	Kansas	A	Feb. 7, 1962
Michael Beasley (40/15)	Winston-Salem State	H	Dec. 22, 2007
Michael Beasley (40/17)	Missouri	H	Feb. 16, 2008
Michael Beasley (44/13)	Baylor	A	Feb. 23, 2008

40 Points/20 Rebounds in a Game

Player (P/R)	Opponent	Site	Date
Dick Knostman (42/23)	Oklahoma	H	Feb. 14, 1953

30 Points/10 Rebounds in a Game

Player (P/R)	Opponent	Site	Date
Dick Knostman (32/13)	Drake	H	Dec. 6, 1952
Dick Knostman (38/11)	Kansas	N (kc)	Dec. 30, 1952
Jack Parr (33/19)	Minnesota	A	Dec. 20, 1956
Bob Boozer (34/10)	Missouri	N (kc)	Dec. 29, 1956
Jack Parr (33/14)	(9) Iowa State	H	Feb. 23, 1957
Bob Boozer (35/10)	Missouri	H	March 1, 1958
Bob Boozer (33/11)	Kansas	H	Feb. 11, 1959
Bob Boozer (32/13)	Missouri	H	March 7, 1959
Bob Boozer (32/13)	(5) Cincinnati	N (law)	March 14, 1959
Wally Frank (35/15)	South Dakota State	H	Dec. 1, 1959
Larry Comley (33/12)	(5) North Carolina	H	Dec. 16, 1960
Willie Murrell (30/10)	Nebraska	N (kc)	Dec. 26, 1963
Willie Murrell (34/12)	Missouri	A	Feb. 15, 1964
Willie Murrell (39/13)	Missouri	H	March 7, 1964
Jerry Venable (31/21)	Nebraska	H	Feb. 26, 1970
Larry Dassie (30/14)	Vanderbilt	H	Nov. 27, 1976
Curtis Redding (34/12)	Kansas	A	Feb. 12, 1977
Curtis Redding (37/12)	Arizona State	A	Dec. 14, 1977
Curtis Redding (30/10)	Colorado	N (kc)	Dec. 27, 1977
Eddie Elder (30/10)	(20) Oklahoma	H	Jan. 21, 1984
Eddie Elder (30/11)	Iowa State	H	Feb. 27, 1985
Norris Coleman (31/12)	Chaminade	A	Nov. 22, 1985
Norris Coleman (30/10)	Northern Illinois	H	Dec. 23, 1985
Norris Coleman (32/13)	Iowa State	H	Jan. 15, 1986
Norris Coleman (39/14)	Colorado	A	Jan. 18, 1986
Norris Coleman (31/16)	(8) Oklahoma	A	Feb. 11, 1986
Norris Coleman (30/13)	Iowa State	A	Feb. 15, 1986
Norris Coleman (30/10)	Oklahoma State	H	Feb. 19, 1986
Mitch Richmond (34/11)	Georgia	N (sic)	March 12, 1987
Mitch Richmond (35/12)	Kansas	A	Jan. 30, 2008
Pervis Pasco (30/11)	North Texas	H	Dec. 15, 2001
Michael Beasley (30/14)	Pittsburg State	H	Nov. 11, 2007
Michael Beasley (30/10)	George Mason	N (orl)	Nov. 22, 2007
Michael Beasley (30/13)	UCF	N (orl)	Nov. 23, 2007
Bill Walker (30/10)	California	H	Dec. 9, 2007
Michael Beasley (32/11)	Oklahoma	A	Jan. 12, 2008
Michael Beasley (33/15)	Iowa State	H	Jan. 26, 2008
Michael Beasley (35/13)	Nebraska	H	Feb. 6, 2008

Career Double-Doubles

1.	42	Bob Boozer	1956-59	77	gms
2.	40	Jack Parr	1955-58	70	gms
3.	34	Ed Nealy	1978-82	123	gms
4.	30	David Hall	1969-72	82	gms
5.	28	Willie Murrell	1962-64	54	gms
	28	Michael Beasley	2007-08	33	gms
7.	26	Cedric Price	1958-61	77	gms
8.	24	Steve Mitchell	1970-73	82	gms
9.	22	Gene Williams	1967-69	54	gms
10.	21	Larry Comley	1959-61	52	gms
11.	20	Earl Seyfert	1965-68	75	gms
12.	19	Nick Pino	1965-68	74	gms
13.	18	Ernie Kusnyer	1970-73	82	gms
	18	Pervis Pasco	2001-03	59	gms
15.	16	Wally Frank	1957-60	80	gms
	16	Jerry Venable	1968-70	54	gms
17.	15	Carl Gerlach	1972-76	96	gms
	15	Darryl Winston	1973-77	96	gms
	15	Norris Coleman	1985-87	47	gms
	15	Deryl Cunningham	1991-94	86	gms
21.	14	Tony Kitt	1998-2000	61	gms
22.	13	Manny Dies	1995-99	104	gms
	13	Jamar Samuels	2008-12	133	gms
24.	12	Larry Dassie	1975-77	56	gms
	12	Eddie Elder	1981-85	91	gms
	12	Tyrene Davis	1994-96	56	gms
	12	Jeremiah Massey	2003-05	57	gms
28.	11	Dick Knostman	1950-53	74	gms
	11	Roy Smith	1964-67	72	gms
30.	10	Fred McCoy	1987-89	63	gms
	10	Shawn Rhodes	1995-99	116	gms
	10	Wesley Iwundu	2013-17	132	gms

Bill Walker (31/11)	Baylor	A	Feb. 23, 2008
Michael Beasley (30/15)	(5) Texas	H	Feb. 25, 2008
Michael Beasley (39/11)	(6) Kansas	A	March 1, 2008
Michael Beasley (33/14)	Colorado	H	March 4, 2008

30 Points/20 Rebounds in a Game

Player (P/R)	Opponent	Site	Date
Bob Boozer (36/23)	Colorado	H	Feb. 2, 1957
Jerry Venable (31/21)	Nebraska	H	Feb. 26, 1970
Michael Beasley (32/24)	Sacramento State	H	Nov. 9, 2007

20 Points/20 Rebounds in a Game

Player (P/R)	Opponent	Site	Date
Jack Parr (26/20)	Loyola (Calif.)	H	Dec. 15, 1955
Jack Parr (22/20)	Pacific	H	Jan. 4, 1956
Fritz Schneider (20/20)	Nebraska	H	Feb. 20, 1956
Jack Parr (21/20)	(17) Houston	N (law)	March 17, 1956
Jack Parr (21/26)	Drake	H	Dec. 8, 1956
Bob Boozer (28/22)	Indiana	H	Dec. 6, 1958
Larry Comley (21/20)	Michigan State	N (law)	Dec. 17, 1960
Cedric Price (28/22)	Missouri	H	Feb. 25, 1961
Willie Murrell (27/20)	Missouri	H	Feb. 4, 1963
Nick Pino (27/23)	Indiana	A	Dec. 13, 1965
Nick Pino (24/20)	Missouri	A	Feb. 14, 1967
Nick Pino (28/24)	Creighton	H	Feb. 12, 1968
Gene Williams (20/20)	Indiana	H	Dec. 9, 1968
Kelvin Howell (21/20)	Texas Tech	H	Feb. 18, 2001
Michael Beasley (28/22)	Western Illinois	H	Nov. 17, 2007

20 Points/10 Assists in a Game

Player (P/A)	Opponent	Site	Date
Steve Henson (26/11)	Colorado	H	Jan. 18, 1989
Jean Derouillere (21/10)	Missouri	H	Feb. 27, 1991
Angel Rodriguez (22/10)	Baylor	H	Feb. 16, 2013
Angel Rodriguez (21/10)	TCU	H	March 5, 2013

10 Points/10 Assists in a Game

Player (P/A)	Opponent	Site	Date
Eddie Smith (10/10)	Iowa State	N (kc)	Dec. 27, 1968
Wheeler Hughes (12/10)	Oklahoma State	N (kc)	Dec. 26, 1969
Lon Kruger (10/10)	Kansas	N (kc)	Dec. 28, 1972
Mike Evans (14/11)	North Texas	H	Dec. 22, 1977
Steve Henson (14/12)	Oklahoma State	H	Feb. 25, 1989
Jeff Wires (18/11)	Lamar	H	Dec. 15, 1990
Anthony Beane (15/10)	Fresno State	H	March 24, 1994
Jacob Pullen (14/11)	Gardner-Webb	H	Dec. 14, 2008
Jacob Pullen (15/10)	Colorado	H	Feb. 13, 2010
Denis Clemente (12/10)	Oklahoma State	N (kc)	March 11, 2010
Marcus Foster (18/10)	Baylor	A	Feb. 15, 2014
Markquis Nowell (11/11)	Marquette	H	Dec. 8, 2021
Markquis Nowell (18/10)	McNeese	H	Dec. 21, 2021
Markquis Nowell (10/10)	West Virginia	A	Jan. 8, 2022



Team Single-Season Records

Season Rebounds

1.	1,477	1960-61	27 gms
2.	#1,437	2009-10	37 gms
3.	1,431	1963-64	29 gms
4.	1,402	1998-99	33 gms
5.	1,368	1950-51	29 gms
6.	1,363	1958-59	27 gms
7.	1,362	2007-08	33 gms
8.	1,333	2008-09	34 gms
9.	1,319	1959-60	26 gms
10.	1,280	2010-11	34 gms

Season Rebounds Per Game

1.	54.7	1960-61	27 gms
2.	51.0	1951-52	24 gms
3.	50.9	1952-53	21 gms
4.	50.7	1959-60	26 gms
5.	50.5	1958-59	27 gms
6.	50.1	1961-62	25 gms
7.	49.1	1954-55	21 gms
8.	49.0	1963-64	27 gms
9.	48.9	1955-56	25 gms
10.	48.4	1964-65	25 gms

Season Highest Rebounding Margin

1.	+11.3	1951-52 [51.0/39.7]	24 gms
2.	#+8.3	2007-08 [41.3/32.9]	33 gms
3.	+8.0	1998-99 [42.5/34.5]	33 gms
4.	+7.5	1957-58 [45.9/38.4]	27 gms
5.	+6.5	2010-11 [37.6/31.1]	34 gms
6.	+6.2	1967-68 [43.2/37.0]	28 gms
	+6.2	2008-09 [39.2/33.0]	34 gms
8.	+6.0	1970-71 [40.8/34.8]	28 gms
9.	+5.8	1956-57 [47.7/41.9]	23 gms
	+5.8	1958-59 [50.5/44.7]	27 gms

Season Offensive Rebounds

(Since the statistic began being kept in 1986-87)

1.	#559	2009-10	37 gms
2.	555	2008-09	34 gms
3.	539	2007-08	33 gms
4.	490	2010-11	34 gms
5.	471	2011-12	33 gms
6.	470	2012-13	35 gms
7.	454	1998-99	33 gms
8.	453	1986-87	31 gms
9.	452	2006-07	35 gms
10.	437	2015-16	33 gms

Season Defensive Rebounds

(Since the statistic began being kept in 1986-87)

1.	#948	1998-99	33 gms
2.	878	2009-10	37 gms
3.	832	2017-18	37 gms
4.	823	2007-08	33 gms
5.	807	2018-19	34 gms
6.	803	2016-17	35 gms
7.	798	2006-07	35 gms
8.	790	2010-11	34 gms
9.	778	2008-09	34 gms
10.	774	2013-14	33 gms

Season Rebounds/Conference Play

1.	743	1960-61	14 gms
2.	690	1963-64	14 gms
3.	678	1958-59	14 gms
4.	665	1961-62	14 gms
	664	1959-60	14 gms
5.	635	1998-99	16 gms
6.	634	2015-16	18 gms
7.	628	2011-12	18 gms
8.	627	2013-14	18 gms
9.	619	2007-08	16 gms

Season Rebounds/Big 12 Play

1.	635	1998-99	16 gms
2.	634	2015-16	18 gms
3.	628	2011-12	18 gms
4.	627	2013-14	18 gms
5.	619	2007-08	16 gms
6.	618	2009-10	16 gms
7.	609	1996-97	16 gms
8.	599	2008-09	16 gms
9.	595	2020-21	18 gms
10.	592	2002-03	16 gms

Season Rebounds Average/Conference Play

1.	53.1	1960-61	14 gms
2.	49.3	1963-64	14 gms
3.	48.4	1958-59	14 gms
4.	47.5	1961-62	14 gms
5.	47.4	1959-60	14 gms
6.	46.8	1957-58	12 gms
7.	45.8	1955-56	12 gms
8.	44.3	1956-57	12 gms
9.	44.0	1962-63	14 gms
10.	41.9	1972-73	14 gms

Season Rebounds Average/Big 12 Play

1.	39.7	1998-99	16 gms
2.	38.7	2007-08	16 gms
3.	38.6	2009-10	16 gms
4.	38.1	1996-97	14 gms
5.	37.4	2008-09	16 gms
6.	37.0	2002-03	16 gms
7.	36.3	1997-98	16 gms
8.	36.2	2000-01	16 gms
9.	35.6	2005-06	16 gms
10.	35.4	1999-2000	16 gms

Season Highest Rebounding Margin/Conference Games

1.	+6.6	2007-08 [38.7/32.1]	16 gms
2.	+5.5	1965-66 [41.8/36.3]	14 gms
3.	+5.2	1966-67 [39.6/34.4]	14 gms
4.	+4.3	2008-09 [37.4/33.1]	16 gms
5.	+4.2	1981-82 [32.6/28.4]	14 gms
6.	+4.0	1987-88 [33.5/29.5]	14 gms
	+4.0	2009-10 [38.6/34.6]	16 gms
	+4.0	2011-12 [34.9/30.9]	18 gms
9.	+3.8	2010-11 [34.2/30.4]	16 gms
10.	+3.7	1990-91 [37.9/34.2]	14 gms

Season Highest Rebounding Margin/Big 12 Games

1.	+6.6	2007-08 [38.7/32.1]	16 gms
2.	+4.3	2008-09 [37.4/33.1]	16 gms
3.	+4.0	2009-10 [38.6/34.6]	16 gms
	+4.0	2011-12 [34.9/30.9]	18 gms
5.	+3.8	2010-11 [34.2/30.4]	16 gms
6.	+3.4	1998-99 [39.7/36.3]	16 gms
7.	+2.4	2005-06 [35.6/33.2]	16 gms
8.	+2.3	2015-16 [35.2/32.9]	18 gms
9.	+1.3	2006-07 [33.4/32.1]	16 gms
10.	+1.0	2003-04 [35.2/34.2]	16 gms

Season Offensive Rebounds/Conference Play

(Since the statistic began being kept in 1986-87)

1.	253	2008-09	16 gms
2.	252	2007-08	16 gms
3.	246	2011-12	18 gms
4.	234	2009-10	16 gms
5.	233	2015-16	18 gms
6.	221	1996-97	14 gms
7.	211	1986-87	14 gms
8.	206	1999-2000	16 gms
	206	2013-14	18 gms
10.	203	1998-99	16 gms

Season Defensive Rebounds/Conference Play

(Since the statistic began being kept in 1986-87)

1.	432	1998-99	16 gms
2.	421	2013-14	18 gms
3.	417	2020-21	18 gms
4.	409	2002-03	16 gms
5.	407	1997-98	16 gms
6.	401	2015-16	18 gms
7.	396	2000-01	16 gms
8.	393	2018-19	18 gms
9.	388	1996-97	14 gms
10.	387	2021-22	18 gms

Team Single-Game Records

Most Rebounds/Game

1.	80	Michigan State	N (law)	12/17/1960
2.	78	South Dakota State	H	12/1/1959
3.	75	Colorado State	H	12/21/1960
4.	74	Illinois	H	3/14/1951
74	Loyola Chicago	H	12/15/1955	
74	Missouri	H	2/25/1961	
74	New Mexico	H	11/28/1961	
74	Cal State Fullerton	H	12/2/1967	
9.	73	Texas A&M	H	12/3/1960
10.	71	Oklahoma	H	1/4/1955
71	BYU	A	12/15/1958	
#64	Kansas City	A	12/3/1997	

Fewest Rebounds/Game

1.	#16	Oklahoma	H	2/8/1997
2.	17	Nebraska	A	3/7/1984
3.	18	Nebraska	H	2/16/1983
18	Nebraska	H	2/4/1984	
18	Oregon State	H	1/12/1985	
6.	19	Iowa State	A	2/12/1983
19	Kansas	A	3/9/1984	
19	Texas Tech	A	1/6/2018	
9.	20	eight times		
		Baylor [last time]	A	1/22/2018

Most Offensive Rebounds/Game\*

1.	32	St. Joseph's	N (law)	12/20/1958
	32	Michigan State	N (law)	12/17/1960
#32	William & Mary	H	11/11/2006	
4.	31	Marquette	N (law)	12/15/1961
5.	29	Oklahoma State	H	2/9/2008
29	South Dakota	H	1/3/2010	
29	North Florida	H	11/18/2012	
8.	28	Cincinnati	N (law)	3/14/1959
9.	27	BYU	N (law)	12/18/1959
27	Nebraska	A	12/26/1963	
27	Florida A&M	H	11/27/1990	
27	Kansas City	H	11/22/1996	

Fewest Offensive Rebounds/Game\*

1.	#2	Baylor	A	1/22/2018
#2	Oklahoma State	A	2/14/2018	
#2	Iowa State	H	2/26/2022	
4.	3	Texas A&M	H (kc)	12/20/2014
3	TCU	H	3/2/2016	
3	Saint Louis	H (kc)	12/21/2019	
3	Colorado	H	11/27/2020	
3	Iowa State	H	3/6/2021	
9.	4	12 times		
		North Dakota [last time]	H	11/28/2021

Most Defensive Rebounds/Game\*

1.	48	Michigan State	N (law)	12/17/1960
2.	#42	Cal State Fullerton	H	11/16/1998
#42	Alabama-Huntsville	H	11/13/2012	
4.	41	California	N (law)	12/20/1957
5.	40	BYU	N (law)	12/18/1959
40	Oregon State	A	12/6/2003	
7.	39	Missouri	N (kc)	3/5/1999
8.	38	Houston	N (law)	3/17/1956
38	Missouri	A	2/16/1963	
38	Loyola Chicago	H	12/1/1998	
38	Saint Louis	A	12/28/1998	

Fewest Defensive Rebounds/Game\*

1.	#10	Kentucky	N (lv)	11/28/2008
2.	11	Missouri	H	3/1/1989
11	San Diego State	N (sd)	3/20/2009	
4.	12	Arizona	A	12/30/1997
12	Baylor	A	1/25/2022	
6.	13	Tampa	N (port)	12/29/1985
13	Kansas	H	2/12/1994	
13	Iowa State	A	2/25/2004	
13	Texas Tech	A	1/6/2018	
13	Baylor	H	12/19/2020	

\*Since the statistic began being kept in 1986-87

#Big 12 era

LOCATION KEY:

ep-El Paso, Texas  
 cha-Charlotte, N.C.  
 kc-Kansas City, Mo.  
 law-Lawrence, Kan.  
 lv-Las Vegas, Nev.

pitt-Pittsburgh, Pa.  
 port-Portland, Ore.  
 sac-Sacramento, Calif.  
 sd-San Diego, Calif.





ED NEALY

Individual Career Records

Career Rebounds

1.	1,069	Ed Nealy	1978-82	123 gms
2.	889	Jack Parr	1955-58	70 gms
3.	827	David Hall	1969-72	82 gms
4.	824	Bob Boozer	1956-59	77 gms
5.	774	Dick Knostman	1950-53	74 gms
6.	716	Jamar Samuels	2008-12	133 gms
7.	700	Thomas Gipson	2011-15	131 gms
8.	684	Dean Wade	2015-19	126 gms
9.	654	Rodney McGruder	2009-13	135 gms
10.	649	Steve Mitchell	1970-73	82 gms

Career Miscellaneous

- **Most Rebounds in a One-Year Career:**  
408 Michael Beasley 2007-08 33 gms
- **Most Rebounds in a Two-Year Career:**  
581 Gene Williams 1967-69 54 gms
- **Most Rebounds in a Three-Year Career:**  
889 Jack Parr 1955-58 70 gms
- **Most Rebounds in a Four-Year Career:**  
1,069 Ed Nealy 1978-82 123 gms

Career Rebounds Per Game

1.	12.7	Jack Parr	1955-58	70 gms
2.	10.8	Gene Williams	1967-69	54 gms
3.	10.7	Bob Boozer	1956-59	77 gms
4.	10.7	Willie Murrell	1962-64	54 gms
5.	10.5	Dick Knostman	1950-53	74 gms
6.	10.1	David Hall	1969-72	82 gms
7.	8.9	Larry Comley	1959-61	52 gms
8.	8.7	Ed Nealy	1978-82	123 gms
9.	8.3	Tony Kitt	1998-2000	61 gms
10.	8.2	Norris Coleman	1985-87	47 gms

Career Rebounds by a Junior College Transfer

1.	581	Gene Williams	1967-69	54 gms
2.	576	Willie Murrell	1962-64	54 gms
3.	506	Tony Kitt	1998-2000	61 gms
4.	467	Pervis Pasco	201-03	59 gms
5.	465	Makol Mawien	2017-20	103 gms
6.	430	Charles Bledsoe	1986-88	65 gms
7.	428	Larry Dassie	1975-77	56 gms
8.	424	Jerry Venable	1968-70	54 gms
9.	419	Jeremiah Massey	2003-05	57 gms
10.	412	Kelvin Howell	1999-2001	57 gms

Career Rebounds by a Division I Transfer

1.	624	Deryl Cunningham	1991-94	86 gms
2.	392	Tyrone Davis	1994-96	56 gms
3.	379	Tony Massup	1988-90	62 gms
4.	362	Curtis Kelly	2009-11	62 gms
5.	301	Justin Edwards	2014-16	65 gms
6.	260	Mark Smith	2021-22	31 gms
7.	214	Chris Griffin	1996-99	88 gms
8.	166	Denis Clemente	2008-10	69 gms
9.	109	Tim Jankovich	1979-82	90 gms
10.	109	Omari Lawrence	2011-14	73 gms

Career Offensive Rebounds

(Since the statistic began being kept in 1986-87)

1.	296	Jamar Samuels	2008-12	133 gms
2.	279	Deryl Cunningham	1991-94	86 gms
3.	272	Thomas Gipson	2011-15	131 gms
4.	254	Rodney McGruder	2009-13	135 gms
5.	252	D.J. Johnson	2012-17	132 gms
6.	228	Jordan Henriquez	2009-13	126 gms
7.	220	Dean Wade	2015-19	126 gms
8.	211	Shawn Rhodes	1995-99	116 gms
9.	204	Travis Reynolds	1998-2002	99 gms
10.	202	Manny Dies	1995-99	104 gms

Career Defensive Rebounds

(Since the statistic began being kept in 1986-87)

1.	468	Xavier Sneed	2016-20	137 gms
2.	466	Wesley Iwundu	2013-17	132 gms
3.	464	Dean Wade	2015-19	126 gms
4.	428	Thomas Gipson	2011-15	131 gms
5.	420	Jamar Samuels	2008-12	133 gms
6.	400	Rodney McGruder	2009-13	135 gms
7.	382	Shawn Rhodes	1995-99	116 gms
8.	365	Manny Dies	1995-99	104 gms
9.	349	Cartier Martin	2003-07	112 gms
10.	345	Deryl Cunningham	1991-94	86 gms

Career Double-Digit Rebounding Games

1.	45	Ed Nealy	1978-82	123 gms
2.	42	Jack Parr	1955-58	70 gms
3.	41	Bob Boozer	1956-59	77 gms
4.	36	David Hall	1969-72	82 gms
5.	31	Gene Williams	1967-69	54 gms
6.	29	Michael Beasley	2007-08	33 gms
7.	27	Cedric Price	1958-61	77 gms
8.	26	Steve Mitchell	1970-73	82 gms
9.	26	Willie Murrell	1962-64	54 gms
10.	23	Larry Comley	1959-61	52 gms

Career 30-Rebound Games

None

Career 20-Rebound Games

1.	5	Jack Parr	1955-58	70 gms
2.	3	Nick Pino	1966-68	74 gms
3.	2	Dick Knostman	1950-53	74 gms
2	2	Bob Boozer	1956-59	77 gms
2	2	Larry Comley	1959-61	52 gms
2	2	Gene Williams	1967-69	54 gms
2	2	David Hall	1969-72	82 gms
2	2	Michael Beasley	2007-08	33 gms
9.	1	Fritz Schneider	1954-56	46 gms
1	1	Hayden Abbott	1955-58	68 gms
1	1	Cedric Price	1958-61	77 gms
1	1	Willie Murrell	1962-64	54 gms
1	1	Lon Kruger	1971-74	80 gms
1	1	Carl Gerlach	1972-76	96 gms
1	1	Ed Nealy	1978-82	121 gms
1	1	Deryl Cunningham	1991-94	86 gms
1	1	Tony Kitt	1998-2000	61 gms
1	1	Kelvin Howell	1999-2001	57 gms

Players with 500 Rebounds (30)

Rk	Rebs.	Player	Years	Games
1.	1,069	Ed Nealy	1978-82	123 gms
2.	889	Jack Parr	1955-58	70 gms
3.	827	David Hall	1969-72	82 gms
4.	824	Bob Boozer	1956-59	77 gms
5.	774	Dick Knostman	1950-53	74 gms
6.	716	Jamar Samuels	2008-12	133 gms
7.	700	Thomas Gipson	2011-15	131 gms
8.	684	Dean Wade	2015-19	126 gms
9.	654	Rodney McGruder	2009-13	135 gms
10.	649	Steve Mitchell	1970-73	82 gms
11.	624	Deryl Cunningham	1991-94	86 gms
12.	619	Carl Gerlach	1972-76	96 gms
13.	618	Wesley Iwundu	2013-17	132 gms
14.	612	Xavier Sneed	2016-20	137 gms
15.	607	Rolando Blackman	1977-81	121 gms
16.	605	Cedric Price	1958-61	77 gms
17.	593	Shawn Rhodes	1995-99	116 gms
18.	581	Gene Williams	1967-69	54 gms
19.	576	Willie Murrell	1962-64	54 gms
20.	573	Darryl Winston	1973-77	96 gms
21.	567	Manny Dies	1995-99	104 gms
22.	562	Jordan Henriquez-Roberts	2009-13	126 gms
23.	561	Nick Pino	1965-68	74 gms
24.	555	Eddie Elder	1981-85	91 gms
25.	551	D.J. Johnson	2012-17	129 gms
26.	540	Cartier Martin	2003-07	112 gms
27.	535	Wally Frank	1957-60	80 gms
28.	532	Travis Reynolds	1998-2002	99 gms
29.	527	Earl Seyfert	1965-68	75 gms
30.	506	Tony Kitt	1998-2000	61 gms

Other Notable Rebounders [350 rebounds or more]

498	Pat McKenzie	1959-62	74 gms
482	Ben Mitchell	1982-86	107 gms
478	Bob Zender	1969-72	78 gms
467	Pervis Pasco	2001-03	59 gms
466	Roger Suttner	1961-64	78 gms
465	Makol Mawien	2017-20	103 gms
463	Askia Jones	1989-94	124 gms
460	Larry Comley	1959-61	52 gms
459	Barry Brown, Jr.	2015-19	139 gms
458	Roy Smith	1964-67	72 gms
443	Dominique Sutton	2007-10	90 gms
433	Steve Soldner	1975-79	74 gms
430	Charles Bledsoe	1986-88	65 gms
428	Larry Dassie	1975-77	56 gms
428	Ayome May	1995-99	117 gms
427	Larry Williams	1971-74	79 gms
424	Jerry Venable	1968-70	54 gms
419	Jeremiah Massey	2003-05	57 gms
417	Mark Young	1994-97	83 gms
416	Mike Wroblewski	1959-62	77 gms
409	Nino Williams	2010-15	111 gms
402	Kelvin Howell	1999-2001	57 gms
396	Les Craft	1979-83	101 gms
395	Marques Hayden	2002-05	73 gms
394	Ron Meyer	1984-88	113 gms
393	Mike Evans	1974-78	117 gms
392	Tyrone Davis	1994-96	56 gms
391	Shane Southwell	2010-14	126 gms
385	Norris Coleman	1985-87	47 gms
384	Wylie Howard	1989-92	72 gms
383	Roy DeWitz	1955-58	68 gms
383	Mitch Richmond	1986-88	64 gms
381	Sam Robinson	1963-66	78 gms
379	Tony Massup	1988-90	62 gms
378	Steve Honeycutt	1966-69	77 gms
377	Tyrone Adams	1978-82	110 gms
373	Akeem Wright	2005-07	63 gms
372	Jari Willis	1978-80	59 gms
367	Curtis Kelly	2009-11	62 gms
366	Jeff Simons	1962-65	75 gms
362	Matt Siebrandt	2000-03	87 gms
358	Demond Davis	1993-95	58 gms
350	Luis Colon	2006-10	119 gms



Individual Single-Season and Single-Game Records

Season Rebounds

1.	408	Michael Beasley	2007-08	33 gms
2.	340	Jack Parr	1955-56	25 gms
3.	321	Willie Murrell	1963-64	29 gms
4.	319	Dick Knostman	1951-52	24 gms
5.	315	Larry Comley	1960-61	27 gms
6.	306	Bob Boozer	1958-59	27 gms
7.	301	Ed Nealy	1980-81	33 gms
8.	298	Gene Williams	1968-69	26 gms
9.	295	Deryl Cunningham	1993-94	34 gms
10.	290	Jack Parr	1956-57	20 gms

Rebounding Miscellaneous

- **Most Rebounds by a Freshman**  
408 Michael Beasley (2007-08)
- **Most Rebounds by a Sophomore**  
340 Jack Parr (1955-56)
- **Most Rebounds by a Junior**  
319 Dick Knostman (1951-52)
- **Most Rebounds by a Senior**  
321 Willie Murrell (1963-64)

Season Rebounds Per Game

1.	14.5	Jack Parr	1956-57	20 gms
2.	13.6	Jack Parr	1955-56	25 gms
3.	13.3	Dick Knostman	1951-52	24 gms
4.	12.4	Michael Beasley	2007-08	33 gms
5.	12.0	Jesse Priscock	1951-54	63 gms
6.	11.9	Dick Knostman	1952-53	21 gms
7.	11.7	Larry Comley	1960-61	27 gms
8.	11.5	Gene Williams	1968-69	26 gms
9.	11.3	Bob Boozer	1958-59	27 gms
10.	11.1	Willie Murrell	1963-64	29 gms

Rebounds Per Game Miscellaneous

- **Most Rebounds Per Game by a Freshman**  
12.4 Michael Beasley (2007-08)
- **Most Rebounds Per Game by a Sophomore**  
13.6 Jack Parr (1955-56)
- **Most Rebounds Per Game by a Junior**  
14.5 Jack Parr (1956-57)
- **Most Rebounds Per Game by a Senior**  
11.9 Dick Knostman (1952-53)

Season Double-Digit Rebounding Games

1.	29	Michael Beasley	2007-08	33 gms
2.	18	Larry Comley	1960-61	27 gms
3.	16	Gene Williams	1968-69	26 gms
	16	Bob Boozer	1958-59	27 gms
	16	Jack Parr	1955-56	25 gms
6.	15	Gene Williams	1967-68	28 gms
7.	14	David Hall	1970-71	26 gms
	14	Cedric Price	1960-61	27 gms
	14	Willie Murrell	1963-64	29 gms
	14	Bob Boozer	1957-58	27 gms
	14	Jack Parr	1956-57	20 gms

Season Offensive Rebounds

(Since the statistic began being kept in 1986-87)

1.	137	Deryl Cunningham	1993-94	34 gms
2.	131	Michael Beasley	2007-08	33 gms
3.	111	Deryl Cunningham	1992-93	30 gms
4.	98	Charles Bledsoe	1987-88	34 gms
5.	94	Charles Bledsoe	1986-87	31 gms
6.	93	Tony Kitt	1998-99	33 gms
	93	Pervis Pasco	2001-02	29 gms
	93	Curtis Kelly	2009-10	37 gms
	93	Dominique Sutton	2009-10	37 gms
10.	92	Demond Davis	1993-94	34 gms

Season Defensive Rebounds

(Since the statistic began being kept in 1986-87)

1.	277	Michael Beasley	2007-08	33 gms
2.	206	Mark Smith	2021-22	31 gms
3.	185	Wesley Iwundu	2016-17	35 gms
4.	164	Tony Kitt	1999-2000	28 gms
5.	160	Dean Wade	2017-18	33 gms
6.	159	Akeem Wright	2006-07	35 gms
7.	158	Deryl Cunningham	1993-94	34 gms
	158	Tony Kitt	1998-99	33 gms
9.	155	Charles Bledsoe	1987-88	34 gms
10.	150	Pervis Pasco	2001-02	29 gms

Most Rebounds/Game

1.	27	David Hall vs. Oklahoma (1/25/1971)
2.	26	Jack Parr vs. Drake (12/8/1956)
	26	Hayden Abbott vs. Iowa State (2/8/1958)
4.	24	Nick Pino vs. Creighton (2/12/1968)
	24	Michael Beasley vs. Sacramento State (11/9/2007)
6.	23	Dick Knostman vs. Oklahoma (2/14/1953)
	23	Bob Boozer vs. Colorado (2/2/1957)
	23	Larry Comley vs. Colorado State (12/21/1960)
	23	Nick Pino vs. Indiana (12/13/1965)
10.	22	Dick Knostman vs. Iowa State (1/19/1952)
	22	Jack Parr vs. Wyoming (2/13/1956)
	22	Bob Boozer vs. Indiana (12/6/1958)
	22	Cedric Price vs. Missouri (2/25/1961)
	22	Michael Beasley vs. Western Illinois (11/17/2007)

■ Other 20+ rebound performances

(Has been done 16 other times)

21	Gene Williams vs. Oklahoma (2/17/1968)
21	David Hall vs. New Mexico State (3/12/1970)
21	Deryl Cunningham vs. Oklahoma (1/26/1994)
20	Jack Parr vs. Loyola (Calif.) (12/15/1955)
20	Jack Parr vs. Pacific (1/4/1956)
20	Fritz Schneider vs. Nebraska (2/20/1956)
20	Jack Parr vs. Houston (3/17/1956)
20	Larry Comley vs. Michigan State (12/17/1960)
20	Willie Murrell vs. Missouri (2/4/1963)
20	Nick Pino vs. Missouri (2/14/1967)
20	Gene Williams vs. Indiana (12/9/1968)
20	Lon Kruger vs. Oklahoma (1/29/1972)
20	Carl Gerlach vs. SMU (12/5/1974)
20	Ed Nealy vs. Louisville (1/3/1981)
20	Tony Kitt vs. Loyola Chicago (12/1/1998)
20	Kelvin Howell vs. Texas Tech (2/18/2001)

Most Rebounds/Conference Game

1.	27	David Hall vs. Oklahoma (1/25/1971)
2.	23	Dick Knostman vs. Oklahoma (2/14/1953)
	23	Bob Boozer vs. Colorado (2/2/1957)
4.	22	Dick Knostman vs. Iowa State (1/19/1952)
	22	Cedric Price vs. Missouri (2/25/1961)
6.	21	Deryl Cunningham vs. Oklahoma (1/26/1994)
7.	20	Kelvin Howell vs. Texas Tech (2/18/2001)
8.	19	Jeremiah Massey at Colorado (2/26/2005)
9.	18	Ed Nealy vs. Oklahoma State (2/9/1980)
10.	17	Michael Beasley vs. Missouri (2/16/2008)

Most Offensive Rebounds/Game

(Since the statistic began being kept in 1986-87)

1.	12	Deryl Cunningham at Oklahoma (1/26/1994)
	12	Michael Beasley vs. Sacramento State (11/9/2007)
3.	11	Jordan Henriquez vs. Syracuse (3/17/2012)
4.	10	Deryl Cunningham at La Salle (1/6/1994)
5.	9	Ron Meyer vs. Grand Canyon (12/1/1986)
	9	Charles Bledsoe at DePaul (3/19/1988)
7.	8	Charles Bledsoe at Missouri (2/1/1987)
	8	Charles Bledsoe vs. Kansas (2/4/1987)
	8	Fred McCoy vs. Oklahoma (1/16/1988)
	8	Charles Bledsoe at Iowa State (2/24/1988)
	8	Fred McCoy at Oklahoma State (1/25/1989)
	8	Fred McCoy at Wichita State (2/19/1989)
	8	Tyrone Davis vs. Emporia State (11/29/1995)
	8	Pervis Pasco vs. Arkansas-Pine Bluff (12/4/2002)
	8	Michael Beasley vs. Western Illinois (11/17/2007)
	8	Dominique Sutton vs. Baylor (3/12/2010)
	8	Nino Williams vs. Baylor (3/8/2014)

Most Defensive Rebounds/Game

(Since the statistic began being kept in 1986-87)

1.	14	Tony Massop vs. Nebraska (3/3/1990)
	14	Tony Kitt vs. Loyola Chicago (12/1/1998)
	14	Kelvin Howell at Texas A&M (1/6/2001)
	14	Michael Beasley vs. Western Illinois (11/17/2007)
5.	13	Tony Kitt vs. Arizona State (11/24/1998)
	13	Gilson DeJesus vs. Texas Tech (1/11/2003)
	13	Mark Smith at Oklahoma (1/1/2022)
	13	Mark Smith at Ole Miss (1/29/2022)
9.	12	Tony Kitt at Georgia State (12/29/1999)
	12	Tony Kitt at Illinois (12/11/1999)
	12	Jeremiah Massey vs. Savannah State (1/10/2004)
	12	Jeremiah Massey at Colorado (2/26/2005)
	12	Michael Beasley vs. Sacramento State (11/9/2007)
	12	Dean Wade vs. Denver (11/12/2018)
	12	Xavier Sneed vs. Southern Miss (12/19/2018)

Annual Rebounding Leaders

Year	Player	Avg.	Total
1950-51	Lew Hitch	8.7	252
1951-52	Dick Knostman	13.3	319
1952-53	Dick Knostman	11.9	249
1953-54	Jesse Priscock	6.0	115
1954-55	Roger Craft	8.0	169
1955-56	Jack Parr	13.6	340
1956-57	Bob Boozer	10.3	237
1957-58	Bob Boozer	10.4	281
1958-59	Bob Boozer	11.3	306
1959-60	Wally Frank	7.4	193
1960-61	Larry Comley	11.7	315
1961-62	Pat McKenzie	9.4	235
1962-63	Willie Murrell	10.2	255
1963-64	Willie Murrell	11.1	321
1964-65	Roy Smith	8.9	222
1965-66	Nick Pino	7.0	276
1966-67	Earl Seyfert	8.2	197
1967-68	Gene Williams	10.1	283
1968-69	Gene Williams	11.4	298
1969-70	David Hall	9.8	276
1970-71	David Hall	10.9	284
1971-72	David Hall	9.5	267
1972-73	Steve Mitchell	8.9	250
1973-74	Larry Williams	7.4	200
1974-75	Carl Gerlach	8.6	249
1975-76	Carl Gerlach	8.8	245
1976-77	Larry Dassie	8.7	270
1977-78	Steve Soldner	7.4	214
1978-79	Ed Nealy	8.2	230
1979-80	Ed Nealy	8.7	251
1980-81	Ed Nealy	9.1	301
1981-82	Ed Nealy	8.7	268
1982-83	Les Craft	5.3	148
1983-84	Eddie Elder	7.1	205
1984-85	Eddie Elder	7.1	199
1985-86	Norris Coleman	8.0	225
1986-87	Norris Coleman	8.4	160
1987-88	Charles Bledsoe	7.4	253
1988-89	Fred McCoy	6.6	191
1989-90	Tony Massop	6.6	211
1990-91	Keith Amerson	6.1	172
1991-92	Wylie Howard	6.6	197
1992-93	Deryl Cunningham	8.3	250
1993-94	Deryl Cunningham	8.7	295
1994-95	Tyrone Davis	6.2	153
	Desmond Davis	6.2	153
1995-96	Tyrone Davis	8.2	239
1996-97	Shawn Rhodes	6.4	173
1997-98	Manny Dies	7.6	197
1998-99	Tony Kitt	7.6	251
1999-00	Tony Kitt	9.1	255
2000-01	Travis Reynolds	7.7	224
2001-02	Pervis Pasco	8.4	243
2002-03	Pervis Pasco	7.5	224
2003-04	Jeremiah Massey	7.8	218
2004-05	Jeremiah Massey	6.9	201
2005-06	Cartier Martin	6.6	186
2006-07	Akeem Wright	6.3	221
2007-08	Michael Beasley	12.4	408
2008-09	Darren Kent	5.8	197
2009-10	Curtis Kelly	6.2	230
2010-11	Rodney McGruder	5.9	202
2011-12	Jamar Samuels	6.6	199
2012-13	Rodney McGruder	5.4	188
2013-14	Thomas Gipson	6.5	202
2014-15	Thomas Gipson	5.3	168
2015-16	Justin Edwards	5.9	196
2016-17	Wesley Iwundu	6.3	221
2017-18	Dean Wade	6.2	203
2018-19	Dean Wade	6.2	155
2019-20	Makol Mawien	5.4	173
2020-21	Daluan Gordon	5.5	138
2021-22	Mark Smith	8.4	260

Most Rebounds/Game Miscellaneous

- **Most Rebounds by a Freshman**  
24 Michael Beasley vs. Sacramento State (11/9/2007)
- **Most Rebounds by a Sophomore**  
23 Nick Pino vs. Indiana (12/13/1965)
- **Most Rebounds by a Junior**  
27 David Hall vs. Oklahoma (1/25/1971)
- **Most Rebounds by a Senior**  
24 Nick Pino vs. Creighton (2/12/1968)



Team Single-Season Records

Season Field Goals Made

1.	#981	2009-10	37 gms
2.	960	1974-75	29 gms
3.	937	2017-18	37 gms
4.	923	1976-77	31 gms
5.	916	2007-08	33 gms
6.	914	1979-80	31 gms
7.	904	1975-76	28 gms
8.	892	1987-88	34 gms
9.	887	2008-09	34 gms
10.	885	1986-87	31 gms

Season Field Goals Attempted

1.	#2,182	2009-10	37 gms
2.	2,080	1993-94	34 gms
3.	2,067	2007-08	33 gms
4.	2,057	2008-09	34 gms
5.	2,037	1974-75	29 gms
6.	2,025	2017-18	37 gms
7.	2,009	1950-51	29 gms
8.	2,002	2012-13	35 gms
9.	1,992	1963-64	29 gms
10.	1,988	1960-61	27 gms

Season Field Goal Percentage

1.	51.9	1981-82 [831/1,602]	31 gms
2.	51.1	1984-85 [747/1,461]	28 gms
3.	50.6	1983-84 [726/1,436]	29 gms
	50.6	1987-88 [892/1,764]	34 gms
5.	49.9	1980-81 [881/1,767]	33 gms
6.	49.1	1979-80 [914/1,863]	31 gms
7.	49.0	1985-86 [865/1,765]	30 gms
8.	48.4	1988-89 [835/1,725]	30 gms
9.	48.2	1978-79 [787/1,632]	28 gms
10.	47.8	1972-73 [875/1,832]	28 gms

Season Field Goal Percentage

(Since the start of the shot clock era in 1985-86)

1.	50.6	1987-88 [892/1,764]	34 gms
2.	49.0	1985-86 [865/1,765]	30 gms
3.	48.4	1988-89 [835/1,725]	30 gms
4.	47.1	1986-87 [885/1,880]	31 gms
5.	46.4	1989-90 [866/1,866]	32 gms
6.	#46.3	2017-18 [937/2,025]	37 gms
7.	46.1	2016-17 [869/1,883]	35 gms
8.	45.9	1997-98 [796/1,735]	29 gms
9.	45.8	2002-03 [766/1,674]	30 gms
10.	45.4	1990-91 [807/1,779]	28 gms



JACK HARTMAN

Team Single-Game Records

Most Field Goals Made/Game

1.	49	Oklahoma	N (kc)	12/30/1966
	49	Morgan State	H	1/5/1985
	49	Oklahoma	H	2/13/1988
4.	48	Iowa	H	12/11/1973
5.	47	Houston	N (law)	3/14/1970
	47	Iowa State	A	1/29/1975
7.	46	Cal State Fullerton	H	12/2/1967
8.	45	Michigan State	N (law)	12/17/1960
	45	SMU	A	12/4/1976
10.	43	Missouri	H	3/7/1959
	43	Creighton	H	12/2/1964
	43	Oklahoma	H	1/30/1967
	43	Iowa State	A	1/26/1974
	43	Houston	A	12/21/1974
	43	Oklahoma	H	2/21/1981
	43	UTSA	H	11/23/1991

Fewest Field Goals Made/Game

1.	11	Oklahoma	A	2/27/1960
#11		Nebraska	H	1/11/2006
3.	12	Missouri	H	2/5/1949
	12	Bradley	H	12/9/2014
5.	13	Oklahoma	H	2/14/2015
	13	Texas Tech	H	2/10/2018
7.	14	Missouri	A	1/8/1949
	14	Fresno State	H	12/31/1980
	14	Arizona State	H	12/20/1982
	14	Oklahoma State	A	1/6/1992
	14	Missouri	A	1/8/1994
	14	Clemson	N (mau)	11/25/1998
	14	Texas	A	1/10/2001
	14	Nebraska	H	1/27/2007
	14	Oklahoma	A	2/25/2017
	14	West Virginia	A	2/3/2018
	14	Mississippi State	N (new)	12/14/2019

Most Field Goals Attempted/Game

1.	103	Cal State Fullerton	H	12/2/1967
2.	102	Kansas	H	3/9/1960
3.	101	BYU	A	12/15/1958
4.	100	Oklahoma	N (kc)	12/30/1966
5.	94	Oklahoma	H	1/4/1955
	94	Marquette	N (law)	12/15/1961
	94	Houston	N (law)	3/14/1970
8.	93	Loyola Chicago	H	12/11/1964
9.	92	Utah State	H	12/9/1950
	92	Iowa State	H	2/8/1969
#88		South Dakota	H	1/3/2010

Fewest Field Goals Attempted/Game

1.	27	Fresno State	H	12/31/1980
2.	28	Arizona State	H	12/20/1982
	28	Nebraska	H	3/6/1984
4.	33	Oregon State	N (la)	3/14/1981
	33	Nebraska	H	2/16/1985
6.	#34	Bradley	H	12/9/2014
7.	35	Nebraska	A	2/3/1982
8.	36	Kansas	H	1/16/1954
	36	Illinois	A	12/5/1981
	36	Nebraska	H	2/6/1988
	36	Texas Tech	H	1/14/2020

Highest Field Goal Percentage/Game

1.	77.1 (27/35)	Nebraska	H	2/3/1982
2.	70.5 (31/44)	Auburn-Montgomery	H	12/3/1981
3.	70.0 (42/60)	Kansas	H	1/20/1979
	*70.0 (42/60)	Southern Colorado	H	11/30/1985
5.	67.3 (33/49)	Colorado	A	1/16/1982
6.	66.7 (28/42)	Fresno State	A	11/28/1988
7.	66.2 (49/74)	Morgan State	H	1/5/1985
8.	66.1 (37/56)	SMU	H	12/2/1978
9.	#66.0 (33/50)	Coastal Carolina	H	12/6/1997
	#66.0 (31/47)	Wake Forest	N (day)	3/14/2017

Lowest Field Goal Percentage/Game

1.	20.4 (11/54)	Oklahoma	A	2/27/1960
2.	22.2 (16/72)	Indiana	H	12/16/1950
3.	*#23.4 (11/47)	Nebraska	H	1/11/2006
4.	23.5 (12/51)	Missouri	H	2/5/1949
5.	23.8 (15/63)	Michigan State	H	12/21/1996
6.	25.0 (14/56)	Oklahoma	A	2/25/2017
7.	25.3 (21/83)	Nebraska	A	2/20/1960
8.	25.8 (17/66)	Missouri	A	2/11/1950
9.	26.1 (18/69)	Missouri	H	3/3/1950
10.	26.4 (19/72)	Colorado	H	3/4/1995

Highest Field Goal Percentage/Half

1.	85.7 (12/14)	Nebraska	H	2/3/1982
2.	*85.0 (17/20)	Oklahoma	H	2/19/1994
3.	82.4 (14/17)	Texas A&M	H	12/20/2014
4.	80.8 (21/26)	Auburn-Montgomery	H	12/3/1981
5.	77.3 (17/22)	Fresno State	A	11/28/1987
6.	76.9 (20/26)	Coastal Carolina	H	12/6/1997
7.	76.2 (16/21)	TCU	H	3/2/2016
	76.2 (16/21)	Texas	A	2/18/2017
9.	76.0 (19/25)	Northern Iowa	H	1/15/1983
10.	75.7 (28/37)	Morgan State	H	1/5/1985

70 percent or better done in a half

75.0 (18/24)	Missouri	H	2/4/1981	
75.0 (9/12)	Kansas	H	1/29/1983	
75.0 (12/16)	Oklahoma State	H	1/24/2015	
74.0 (10/14)	Nebraska	H	2/16/1985	
73.9 (17/23)	Texas Tech	H	12/7/1985	
73.3 (22/30)	South Dakota	H	12/1/1980	
73.3 (22/30)	Nebraska	H	1/10/1987	
73.1 (19/26)	Oklahoma	H	1/16/2018	
72.7 (24/33)	Kansas	H	1/20/1979	
72.7 (16/22)	Marquette	H	1/6/1982	
72.7 (24/33)	Southern Colorado	H	11/30/1985	
#72.7 (13/18)	Nebraska	H	2/4/2004	
72.0 (18/25)	Iowa State	A	1/31/1981	
71.9 (23/32)	Oklahoma	H	2/21/1981	
	71.4	Nebraska	H	2/14/1981
71.4 (15/21)	Iowa State	A	1/7/2006	
71.0 (22/31)	Providence	N (okc)	3/12/1977	
70.8 (17/24)	Chaminade	A (hon)	11/22/1985	
70.8 (17/24)	Akron	H	1/24/1990	
70.6 (12/17)	Colorado	A	1/16/1982	
70.6 (12/17)	Nebraska	A	3/2/1988	
70.4 (19/27)	Colorado	H	2/21/1985	
70.0 (14/20)	Western Kentucky	H	3/18/1992	
71.4 (20/28)	Alabama State	H	12/11/2019	

60 percent or better done in both halves

62.1/64.7	Colorado	A	2/4/1978
66.7/65.4	SMU	A	12/2/1978
66.7/72.7	Kansas	H	1/20/1979
65.6/70.6	Colorado	A	1/16/1982
85.7/71.4	Nebraska	A	2/3/1982
65.5/60.0	Iowa State	H	1/22/1983
65.4/65.4	Eastern Washington	H	1/9/1985
72.7/66.7	Southern Colorado	H	11/30/1985
62.5/69.6	Wake Forest	N (day)	3/14/2017

Lowest Field Goal Percentage/Half

1.	*#14.3 (6/42)	Colorado	H	3/4/1995
2.	15.8 (3/19)	Kansas	N (kc)	3/11/1994
3.	16.1 (5/31)	Michigan State	A	12/21/1996
4.	16.0 (4/25)	TCU	A	2/18/2015
5.	17.1 (6/35)	Missouri	A	1/4/1995
6.	17.9 (7/39)	Nebraska	A	1/12/1995
7.	18.2 (6/33)	Missouri	H	2/4/1995
8.	18.8 (6/32)	Texas State	N (hon)	12/17/1993
	18.8 (6/32)	Missouri	H	2/27/2010
10.	19.4 (6/31)	Texas	H	3/6/2004
	19.4 (7/36)	Kansas	A	1/29/2011

\*Since inception of the shot clock | #Big 12 era

LOCATION KEY:

- day-Dayton, Ohio
- kc-Kansas City, Mo.
- hon-Honolulu, Hawaii
- la-Los Angeles, Calif.
- law-Lawrence, Kan.
- mau-Maui, Hawaii
- new-Newark, N.J.
- okc-Oklahoma City, Okla.



Individual Career, Single-Season and Single-Game Records

Career Field Goals Made

1.	890	Mike Evans	1974-78	117 gms
2.	755	Rolando Blackman	1977-81	121 gms
3.	653	Jacob Pullen	2007-11	135 gms
4.	633	Barry Brown, Jr.	2015-19	139 gms
5.	628	Askia Jones	1989-94	124 gms
6.	621	Chuckie Williams	1972-76	84 gms
7.	568	Rodney McGruder	2009-13	135 gms
8.	548	Dean Wade	2015-19	126 gms
9.	527	Steve Henson	1987-90	127 gms
10.	519	Ed Nealy	1978-82	123 gms
	519	Cartier Martin	2003-07	112 gms

Season Field Goals Made

1.	307	Michael Beasley	2007-08	33 gms
2.	290	Chuckie Williams	1974-75	29 gms
3.	270	Chuckie Williams	1975-76	28 gms
4.	268	Mitch Richmond	1987-88	34 gms
5.	254	Norris Coleman	1985-86	29 gms
6.	251	Willie Murrell	1963-64	29 gms
7.	247	Bob Boozer	1958-59	27 gms
8.	234	Mike Evans	1977-78	29 gms
9.	227	Mike Evans	1976-77	31 gms
	227	Askia Jones	1993-94	33 gms

Most Field Goals Made/Game

1.	22	Chuckie Williams vs. Holy Cross (12/5/1975)
2.	18	Askia Jones vs. Fresno State (3/24/1994)
3.	17	Mike Wroblewski vs. Kansas (2/7/1962)
4.	16	Wally Frank vs. South Dakota State (12/1/1959)
	16	Willie Murrell vs. Colorado (1/6/1964)
	16	Chuckie Williams vs. Iowa State (1/29/1975)
7.	15	Kent Poore vs. Oklahoma (1/4/1953)
	15	Sonny Ballard vs. San Francisco (12/19/1959)
	15	Larry Comley vs. North Carolina (12/16/1960)
	15	Chuckie Williams vs. Oklahoma State (2/8/1975)
	15	Chuckie Williams vs. Boston College (3/20/1975)
	15	Larry Dassie vs. Vanderbilt (11/27/1976)
	15	Steve Henson vs. Iowa State (2/17/1990)
	15	Michael Beasley vs. Nebraska (2/6/2008)

Most Field Goals Made/Conference Game

1.	17	Mike Wroblewski vs. Kansas (2/7/1962)
2.	16	Willie Murrell vs. Colorado (1/6/1964)
	16	Chuckie Williams vs. Iowa State (1/29/1975)
4.	15	Kent Poore vs. Oklahoma (1/4/1953)
	15	Willie Murrell vs. Missouri (2/15/1964)
	15	Chuckie Williams vs. Oklahoma State (2/8/1975)
	15	Steve Henson vs. Iowa State (2/17/1990)
	15	Michael Beasley vs. Nebraska (2/6/2008)
9.	14	10 players tied

Field Goals Made Miscellaneous

- **Most Field Goals Made by a Freshman**  
307 Michael Beasley (2007-08)
- **Most Field Goals Made by a Sophomore**  
216 Mike Evans (1975-76)
- **Most Field Goals Made by a Junior**  
290 Chuckie Williams (1974-75)
- **Most Field Goals Made by a Senior**  
270 Chuckie Williams (1975-76)

Career Field Goals Attempted

1.	1,810	Mike Evans	1974-78	117 gms
2.	1,600	Jacob Pullen	2007-11	135 gms
3.	1,519	Barry Brown, Jr.	2015-19	139 gms
4.	1,474	Askia Jones	1989-94	124 gms
5.	1,460	Rolando Blackman	1977-81	121 gms
6.	1,325	Bob Boozer	1956-59	77 gms
7.	1,319	Chuckie Williams	1972-76	84 gms
8.	1,257	Rodney McGruder	2009-13	135 gms
9.	1,202	Xavier Sneed	2016-20	137 gms
10.	1,193	Steve Henson	1987-90	127 gms

Season Field Goals Attempted

1.	594	Chuckie Williams	1974-75	29 gms
2.	578	Bob Boozer	1958-59	27 gms
3.	577	Michael Beasley	2007-08	33 gms
4.	572	Chuckie Williams	1975-76	28 gms
5.	570	Larry Comley	1960-61	27 gms
6.	536	Willie Murrell	1963-64	29 gms
7.	533	Askia Jones	1993-94	33 gms
8.	526	Denis Clemente	2009-10	37 gms
9.	521	Mitch Richmond	1987-88	34 gms
10.	490	Norris Coleman	1985-86	29 gms

Most Field Goals Attempted/Game

1.	42	Chuckie Williams vs. Holy Cross (12/5/1975)
2.	36	Dick Knostman vs. Indiana (12/22/1951)
3.	34	Mike Wroblewski vs. Kansas (2/7/1962)
4.	32	Bob Boozer vs. Indiana (12/6/1958)
	32	Larry Comley vs. Texas A&M (12/3/1960)
	32	Larry Comley vs. North Carolina (12/16/1960)
7.	31	Larry Comley vs. Iowa State (2/11/1961)
8.	30	Jerry Venable vs. New Mexico State (3/12/1970)
9.	29	Bob Boozer vs. California (12/12/1958)
	29	Larry Comley vs. Michigan State (12/17/1960)
	29	Chuckie Williams vs. Iowa State (1/29/1975)
	29	Chuckie Williams vs. Iowa State (3/1/1975)

Most Field Goals Attempted/Conference Game

1.	34	Mike Wroblewski vs. Kansas (2/7/1962)
2.	31	Larry Comley vs. Iowa State (2/11/1961)
3.	29	Chuckie Williams vs. Iowa State (1/29/1975)
	29	Chuckie Williams vs. Iowa State (3/1/1975)
5.	28	Willie Murrell vs. Missouri (12/28/1963)
	28	Curtis Redding at Kansas (2/12/1976)
7.	25	Michael Beasley at Baylor (2/23/2008)
	25	Denis Clemente at Texas (1/31/2009)
9.	23	Curtis Redding vs. Kansas (1/22/1976)
10.	22	Denis Clemente vs. Texas A&M (1/12/2010)
	22	Jacob Pullen at Kansas (1/29/2011)
	22	Barry Brown, Jr., at Oklahoma (2/24/2018)

Field Goals Attempted Miscellaneous

- **Most Field Goals Attempted by a Freshman**  
577 Michael Beasley (2007-08)
- **Most Field Goals Attempted by a Sophomore**  
437 Curtis Redding (1977-78)
- **Most Field Goals Attempted by a Junior**  
594 Chuckie Williams (1974-75)
- **Most Field Goals Attempted by a Senior**  
578 Bob Boozer (1958-59)

Career Field Goal Percentage\*

1.	59.5 (327/550)	D.J. Johnson	2012-17	129 gms
2.	58.8 (255/430)	Steve Soldner	1975-79	74 gms
3.	56.7 (322/568)	Randy Reed	1980-82	64 gms
4.	56.6 (331/586)	Carl Gerlach	1972-76	96 gms
5.	55.1 (260/472)	Curtis Kelly	2009-11	62 gms
6.	54.5 (237/435)	Tony Kitt	1998-2000	61 gms
7.	53.3 (242/454)	Pervis Pasco	2001-03	59 gms
	53.3 (450/844)	Thomas Gipson	2011-15	131 gms
9.	53.2 (307/577)	Michael Beasley	2007-08	33 gms
10.	53.0 (326/615)	Tom Alfaro	1983-85	55 gms

■ 50 percent or better has been done 13 other times

Season Field Goal Percentage\*

1.	62.3 (147/236)	D.J. Johnson	2016-17	34 gms
2.	62.1 (90/145)	Davion Bradford	2020-21	29 gms
3.	60.8 (107/176)	D.J. Johnson	2015-16	32 gms
4.	60.4 (55/91)	Marcus McCollough	1997-98	16 gms
5.	60.1 (107/178)	Tony Kitt	1998-99	33 gms
6.	60.0 (180/180)	Steve Soldner	1977-78	29 gms
7.	59.8 (104/174)	Makol Mawien	2017-18	37 gms
8.	58.4 (135/231)	Steve Soldner	1978-79	28 gms
9.	57.1 (100/175)	Ben Mitchell	1985-86	30 gms
10.	56.9 (168/295)	Randy Reed	1981-82	31 gms

■ 50 percent or better has been done 37 other times

Highest Field Goal Percentage/Game\*

1.	1.000 (11/11)	Joe Wright vs. Oklahoma State (1/23/1985)
	1.000 (11/11)	Eddie Elder vs. Colorado (2/23/1985)
	1.000 (9/9)	Jari Wills vs. Iowa State (2/26/1980)
	1.000 (9/9)	Tyrone Davis vs. Emporia State (11/29/1995)
	1.000 (9/9)	Pervis Pasco vs. Monmouth (12/29/2002)
	1.000 (9/9)	Luis Colon vs. Southern Miss (12/11/2008)
	1.000 (9/9)	Dean Wade at Oklahoma State (2/2/2019)
	1.000 (9/9)	Antonio Gordon vs. Baylor (12/19/2020)
	1.000 (8/8)	Darryl Winston vs. Vanderbilt (11/27/1976)
	1.000 (8/8)	Ed Nealy vs. Nebraska (2/29/1980)
	1.000 (8/8)	Ty Sims vs. Texas A&M (2/25/1998)
	1.000 (8/8)	D.J. Johnson vs. Gardner-Webb (12/21/2016)
	1.000 (6/6)	Mike McGuire vs. North Dakota (11/28/2021)
	1.000 (5/5)	Jordan Henriquez at Missouri (1/17/2011)
	1.000 (5/5)	Thomas Gipson vs. TCU (3/5/13)
	1.000 (5/5)	Wesley Iwuodu vs. Texas A&M (12/20/2014)
	1.000 (5/5)	Levi Stockard III vs. Saint Louis (12/21/2019)
	1.000 (5/5)	Ismael Massoud vs. Green Bay (12/21/2021)

\*Minimum 4 attempts per game

Annual FG Percentage Leaders

Year	Player	Pct.	FG-A
1948-49	Rick Harman	.375	63/168
1949-50	Ernie Barrett	.400	100/250
	Rick Harman	.400	84/209
1950-51	Jack Stone	.443	112/253
1951-52	Gene Wilson	.438	57/130
1952-53	Dick Knostman	.456	155/340
1953-54	Jesse Prisco	.435	90/207
1954-55	Dick Stone	.416	85/204
1955-56	Hayden Abbott	.424	84/198
1956-57	Jack Parr	.467	156/334
1957-58	Wally Frank	.478	88/148
1958-59	Bob Boozer	.435	247/568
1959-60	Steve Douglas	.439	65/148
1960-61	Cedric Price	.434	151/348
1961-62	Pat McKenzie	.421	101/240
	Gary Marriott	.421	96/228
1962-63	Willie Murrell	.447	181/405
1963-64	Willie Murrell	.468	251/536
1964-65	Dennis Berkholtz	.456	68/149
1965-66	Earl Seyfert	.520	90/173
1966-67	Earl Seyfert	.459	140/305
1967-68	Gene Williams	.486	87/179
1968-69	Gene Williams	.520	120/230
1969-70	David Hall	.500	135/268
1970-71	David Hall	.500	127/256
1971-72	David Hall	.549	149/271
1972-73	Steve Mitchell	.560	182/325
1973-74	Carl Gerlach	.607	71/117
1974-75	Carl Gerlach	.556	129/232
1975-76	Carl Gerlach	.560	266/225
1976-77	Darryl Winston	.567	119/210
1977-78	Steve Soldner	.600	108/180
1978-79	Steve Soldner	.584	135/231
1979-80	Jari Wills	.557	137/246
1980-81	Randy Reed	.564	154/273
1981-82	Randy Reed	.569	168/295
1982-83	Jim Roder	.548	68/124
1983-84	Eddie Elder	.542	130/240
1984-85	Tom Alfaro	.566	171/302
1985-86	Ben Mitchell	.571	100/175
1986-87	Norris Coleman	.508	154/303
1987-88	Charles Bledsoe	.536	125/233
1988-89	Lance Simmons	.588	60/102
1989-90	Tony Massop	.567	102/180
1990-91	Wylie Howard	.506	90/178
1991-92	Wylie Howard	.557	127/228
1992-93	Aaron Collier	.500	117/234
1993-94	Deryl Cunningham	.492	152/309
1994-95	Tyrone Davis	.500	106/212
1995-96	Tyrone Davis	.500	128/256
1996-97	Mark Young	.442	130/294
1997-98	Manny Dies	.547	156/285
1998-99	Tony Kitt	.601	107/178
1999-00	Kelvin Howell	.531	95/179
2000-01	Travis Reynolds	.523	115/220
2001-02	Pervis Pasco	.558	126/226
2002-03	Matt Siebrandt	.552	132/239
2003-04	Marques Hayden	.534	86/161
2004-05	Jeremiah Massey	.503	176/350
2005-06	David Hoskins	.508	123/242
2006-07	Cartier Martin	.460	197/428
2007-08	Michael Beasley	.532	307/577
2008-09	Jamar Samuels	.514	92/179
2009-10	Curtis Kelly	.565	152/269
2010-11	Curtis Kelly	.532	108/203
2011-12	Jordan Henriquez	.544	92/169
2012-13	Thomas Gipson	.517	106/205
2013-14	Thomas Gipson	.562	140/249
2014-15	Thomas Gipson	.549	118/215
2015-16	D.J. Johnson	.608	107/176
2016-17	D.J. Johnson	.623	147/236
2017-18	Makol Mawien	.598	104/174
2018-19	Makol Mawien	.526	100/190
2019-20	Makol Mawien	.459	89/194
2020-21	Davion Bradford	.621	90/145
2021-22	Nijel Pack	.455	175/385

Field Goal Percentage Miscellaneous

- **Highest Field Goal Percentage by a Freshman**  
54.8 Jim Roder (1982-83)
- **Highest Field Goal Percentage by a Sophomore**  
59.8 Makol Mawien (2017-18)
- **Highest Field Goal Percentage by a Junior**  
60.8 D.J. Johnson (2015-16)
- **Highest Field Goal Percentage by a Senior**  
62.3 D.J. Johnson (2016-17)
- **Highest Field Goal Percentage (10 or more field goals made)**  
93.3 Randy Reed vs. Colorado (14-of-15; 1/16/1982)
- **Most Consecutive Field Goals Made**  
17 Ed Nealy (2/23-31/1980)



Team Single-Season Records

Season 3-Point Field Goals Made

1.	#261	2021-22	31 gms
2.	254	2017-18	37 gms
3.	253	2009-10	37 gms
4.	247	2016-17	35 gms
5.	246	1993-94	34 gms
6.	241	2018-19	34 gms
7.	238	2012-13	35 gms
8.	237	2010-11	34 gms
9.	223	2006-07	35 gms
	223	2008-09	34 gms

Season 3-Point Field Goals Made/  
Conference Play

1.	#154	2021-22	18 gms
2.	140	2012-13	18 gms
3.	138	2018-19	18 gms
4.	125	2017-18	18 gms
5.	123	2016-17	18 gms
6.	114	1999-2000	16 gms
7.	113	2007-08	16 gms
8.	112	2010-11	16 gms
9.	111	2019-20	18 gms
10.	110	2013-14	18 gms

Season 3-Point Field Goals Attempted

1.	#754	2021-22	31 gms
2.	745	2017-18	37 gms
3.	721	2018-19	34 gms
4.	710	1993-94	34 gms
5.	703	2009-10	37 gms
6.	683	2016-17	35 gms
7.	681	2019-20	32 gms
8.	670	2006-07	35 gms
9.	662	2007-08	33 gms
10.	658	2012-13	35 gms

Season 3-Point Field Goals Attempted/  
Conference Play

1.	#436	2021-22	18 gms
2.	381	2018-19	18 gms
3.	378	2020-21	18 gms
4.	372	2019-20	18 gms
5.	360	2012-13	18 gms
6.	353	2016-17	18 gms
7.	348	2017-18	18 gms
8.	328	2007-08	16 gms
9.	313	2015-16	18 gms
10.	310	2013-14	18 gms

Season 3-Point Field Goal Percentage

1.	48.4	1987-88 [179/370]	34 gms
2.	41.8	1988-89 [141/337]	30 gms
3.	40.6	1986-87 [149/367]	31 gms
4.	39.0	1989-90 [124/318]	32 gms
5.	#37.7	2004-05 [167/443]	29 gms
6.	37.6	2010-11 [237/631]	34 gms
7.	36.8	1999-2000 [187/508]	28 gms
8.	36.5	1991-92 [174/477]	30 gms
9.	36.2	2005-06 [122/337]	28 gms
	36.2	2012-13 [238/658]	35 gms
	36.2	2016-17 [247/683]	35 gms

Season 3-Point Field Goal Percentage/  
Conference Play

1.	50.3	1987-88 [72/143]	14 gms
2.	46.1	1988-89 [76/165]	14 gms
3.	39.5	1986-87 [68/172]	14 gms
4.	39.3	1989-90 [57/145]	14 gms
5.	#38.9	2012-13 [140/360]	18 gms
6.	38.8	2001-02 [88/227]	16 gms
7.	38.1	1999-2000 [114/299]	16 gms
	38.1	2010-11 [112/294]	16 gms
9.	37.6	1995-96 [73/194]	14 gms
10.	36.6	2003-04 [74/202]	16 gms

#Big 12 era

LOCATION KEY:

dal-Dallas, Texas  
kc-Kansas City, Mo.  
lv-Las Vegas, Nev.  
nash-Nashville, Tenn.  
okc-Oklahoma City, Okla.  
oma-Omaha, Neb.  
pon-Pontiac, Mich.  
slc-Salt Lake City, Utah

Team Single-Game Records

Most 3-Point Field Goals Made/Game

1.	23	Fresno State	H	3/24/1994
2.	#16	Oklahoma State	A	2/2/2019
3.	15	Nebraska	H	1/8/2000
	15	Arizona State	N (lv)	11/23/2017
5.	14	Marshall	H	12/9/1993
	14	Nebraska	A	2/9/2002
	14	Texas	A	2/3/2007
	14	UNLV	A	12/12/2009
	14	Iowa State	A	2/5/2011
10.	13	Nebraska	H	1/10/1987
	13	UTSA	H	11/23/1991
	13	Iowa State	A	2/28/1996
	13	Texas Tech	H	1/12/2005
	13	Texas	A	2/12/2005
	13	Oakland	H	11/25/2008
	13	Texas Tech	H	1/15/2011
	13	Howard	H	12/31/2011
	13	Iowa State	A	12/29/2017
	13	West Virginia	A	1/8/2022
	13	Oklahoma State	A	2/19/2022

Fewest 3-Point Field Goals Made/Game

1.	0	Baylor	A	12/4/1989
	0	Akron	H	1/24/1990
	0	Iowa State	H	2/9/1991
	0	Oklahoma State	N (kc)	3/8/1996
	0	Arkansas-Pine Bluff	H	12/23/1996
	0	Wisconsin	N (oma)	3/22/2008
7.	1	33 times		
#		Kennesaw State (last time)	H	11/9/2018

Most 3-Point Field Goals Attempted/Game

1.	#37	Texas	A	2/12/2005
	#37	Oklahoma	A	1/4/2020
3.	36	Fresno State	H	3/24/1994
	36	Ole Miss	A	1/29/2022
5.	35	Texas A&M	H	1/30/2021
	34	West Virginia	A	1/8/2022
7.	32	Arizona State	N (lv)	11/23/2017
	32	Tulsa	H (wic)	12/9/2017
	32	Tulsa	H	12/29/2019
	32	Jacksonville	H	12/21/2020
	32	Oklahoma State	A	2/19/2022
	32	Kansas	A	2/22/2022

Fewest 3-Point FG Attempted/Game

1.	1	Akron	H	1/24/1990
2.	3	Missouri State	A	1/3/1989
	3	Baylor	A	12/4/1989
	3	Arkansas	A	12/1/1990
#3		Colorado	A	3/3/2001
6.	4	Iowa State	A	2/24/1988
	4	Oklahoma	H	1/16/1990
4		Eastern Washington	H	12/16/2000
9.	5	six times		
#		North Dakota State (last time)	H	1/2/2006

Highest 3-Point FG Percentage/Game

1.	1.000 (4/4)	Colorado	H	2/10/1990
2.	88.9 (8/9)	Georgia	N (slc)	3/12/1987
3.	83.3 (5/6)	Utah State	A	12/31/1987
	83.3 (5/6)	Tulsa	H	12/14/1989
5.	80.0 (8/10)	Purdue	N (pon)	3/25/1988
#80.0 (8/10)		Coastal Carolina	H	12/6/1997
	80.0 (4/5)	North Dakota State	H	1/2/2006
8.	77.8 (7/9)	Colorado	A	2/15/1989
9.	75.0 (9/12)	Kansas	H	1/30/1988
	75.0 (3/4)	Kansas	A	1/28/1989
	75.0 (9/12)	Georgia State	A	12/29/1999
	75.0 (9/12)	Oregon State	H	12/22/2002

Lowest 3-Point FG Percentage/Game

1.	0.0 (0/3)	Baylor	A	12/4/1989
	0.0 (0/1)	Akron	H	1/24/1990
	0.0 (0/5)	Iowa State	H	2/9/1991
	0.0 (0/9)	Oklahoma State	N (kc)	3/8/1996
#0.0 (0/8)		UAPB	H	12/23/1996
0.0 (0/13)		Wisconsin	N (oma)	3/22/2008
7.	5.6 (1/18)	West Virginia	A	1/26/2016
8.	6.3 (1/16)	USC	N (lv)	12/22/2006
	6.3 (1/16)	Baylor	A	2/21/2015
10.	7.1 (1/14)	Nebraska	H	1/5/1991
	7.1 (1/14)	Georgia	H	12/31/2014

Individual Records

Career 3-Point Field Goals Made

1.	299	Jacob Pullen	2007-11	135 gms
2.	240	Steve Henson	1987-90	127 gms
3.	237	Askia Jones	1989-94	124 gms
4.	216	Xavier Sneed	2016-20	137 gms
5.	207	Kamau Stokes	2015-19	119 gms
6.	188	Rodney McGruder	2009-13	135 gms
7.	182	Will Spradling	2010-14	134 gms
8.	178	Cartier Martin	2003-07	112 gms
9.	173	Barry Brown, Jr.	2015-19	139 gms
10.	155	Nijel Pack	2020-22	53 gms

Career 3-Point Field Goals Attempted

1.	828	Jacob Pullen	2007-11	135 gms
2.	651	Xavier Sneed	2016-20	137 gms
3.	624	Askia Jones	1989-94	124 gms
4.	595	Kamau Stokes	2015-19	119 gms
5.	542	Barry Brown, Jr.	2015-19	139 gms
6.	537	Steve Henson	1987-90	127 gms
7.	524	Will Spradling	2010-14	134 gms
8.	494	Rodney McGruder	2009-13	135 gms
9.	446	Cartier Martin	2003-07	112 gms
10.	439	Lance Harris	2003-07	119 gms

Career 3-Point Field Goal Percentage\*

1.	51.3 (142/277)	Will Scott	1986-88	65 gms
2.	44.7 (240/537)	Steve Henson	1987-90	127 gms
3.	42.3 (155/366)	Nijel Pack	2020-22	53 gms
4.	41.3 (116/281)	Gilson DeJesus	2001-03	59 gms
	41.3 (85/206)	Mitch Richmond	1986-88	64 gms
6.	39.9 (178/446)	Cartier Martin	2003-07	112 gms
7.	38.5 (89/231)	Elliot Hatcher	1994-96	54 gms
8.	38.3 (90/235)	Phineas Atchinson	2000-02	57 gms
9.	38.1 (188/494)	Rodney McGruder	2009-13	135 gms
10.	38.0 (237/624)	Askia Jones	1989-94	124 gms

Season 3-Point Field Goals Made

1.	110	Askia Jones	1993-94	33 gms
	110	Jacob Pullen	2009-10	37 gms
3.	95	Nijel Pack	2021-22	29 gms
4.	93	Steve Henson	1989-90	32 gms
5.	88	Denis Clemente	2009-10	37 gms
6.	80	Gilson DeJesus	2002-03	30 gms
7.	79	Steve Henson	1988-89	30 gms
	79	Marcus Foster	2013-14	33 gms
9.	78	Askia Jones	1991-92	30 gms
	78	Cartier Martin	2006-07	35 gms

3-Point Field Goals Made Miscellaneous

- Most 3-Point Field Goals Made by a Freshman  
79 Marcus Foster (2013-14)
- Most 3-Point Field Goals Made by a Sophomore  
95 Nijel Pack (2021-22)
- Most 3-Point Field Goals Made by a Junior  
110 Jacob Pullen (2009-10)
- Most 3-Point Field Goals Made by a Senior  
110 Askia Jones (1993-94)
- Most Consecutive 3-Point Field Goals Made  
9 Askia Jones vs. Fresno State (3/24/1994)

Season 3-Point Field Goals Attempted

1.	279	Askia Jones	1993-94	33 gms
2.	278	Jacob Pullen	2009-10	37 gms
3.	258	Denis Clemente	2009-10	37 gms
4.	224	Jacob Pullen	2008-09	34 gms
5.	218	Nijel Pack	2021-22	31 gms
6.	213	Steve Henson	1989-90	32 gms
7.	202	Cartier Martin	2006-07	35 gms
8.	200	Marcus Foster	2013-14	33 gms
9.	195	Askia Jones	1991-92	30 gms
10.	194	Jacob Pullen	2010-11	34 gms
	194	Xavier Sneed	2019-20	32 gms

Season 3-Point Field Goal Percentage\*

1.	52.9 (72/136)	Will Scott	1986-87	31 gms
2.	50.6 (42/83)	Steve Henson	1987-88	34 gms
3.	49.6 (70/141)	Will Scott	1987-88	34 gms
4.	46.9 (46/98)	Mitch Richmond	1987-88	34 gms
5.	44.6 (79/177)	Steve Henson	1988-89	30 gms
6.	43.7 (80/183)	Gilson DeJesus	2002-03	30 gms
	43.7 (93/213)	Steve Henson	1989-90	32 gms
8.	43.6 (48/110)	Shane Southwell	2012-13	33 gms
	43.6 (95/218)	Nijel Pack	2021-22	29 gms
10.	43.5 (64/147)	Galen Morrison	1999-2000	28 gms

\*Minimum 5 attempts per game



## Individual Single-Game Records

### Most 3-Point Field Goals Made/Game

1.	14	Askia Jones vs. Fresno State (3/24/1994)
2.	8	Steve Henson vs. Iowa State (2/17/1990)
	8	Cortez Groves vs. Texas A&M (3/23/2000)
	8	Nijel Pack vs. Texas A&M (1/30/2021)
	8	Nijel Pack vs. Kansas (1/22/2022)
6.	7	Will Scott vs. DePaul (3/19/1988)
	7	Askia Jones vs. Nebraska (2/8/1992)
	7	Galen Morrison vs. Nebraska (1/8/2000)
	7	Larry Reid vs. Iowa State (2/3/2001)
	7	Gilson DeJesus vs. Arkansas-Pine Bluff (12/4/2002)
	7	Fred Peete at Texas (2/12/2005)
	7	Lance Harris vs. Kansas (3/11/2005)
	7	Cartier Martin at Texas (2/3/2007)
	7	Jacob Pullen at UNLV (12/12/2009)
	7	Jacob Pullen vs. BYU (3/20/2010)
	7	Rodney McGruder vs. UMKC (12/23/2010)
	7	Marcus Foster vs. Baylor (3/8/2014)
	7	Marcus Foster at Tennessee (12/6/2014)
	7	Kamau Stokes vs. Arizona State (11/23/2017)

### Most 3-Point FG Made/Conference Game

1.	8	Steve Henson vs. Iowa State (2/17/1990)
	8	Cortez Groves vs. Texas A&M (3/23/2000)
	8	Nijel Pack vs. Kansas (1/22/2022)
4.	7	Askia Jones vs. Nebraska (2/8/1992)
	7	Galen Morrison vs. Nebraska (1/8/2000)
	7	Larry Reid vs. Iowa State (2/3/2001)
	7	Fred Peete at Texas (2/12/2005)
	7	Cartier Martin at Texas (2/3/2007)
	7	Marcus Foster vs. Baylor (3/8/2014)
10.	6	Askia Jones vs. Colorado (1/22/1994)
	6	Askia Jones at Oklahoma State (2/2/1994)
	6	Anthony Beane at Colorado (2/5/1994)
	6	Belvis Noland vs. Missouri (2/4/1995)
	6	Belvis Noland vs. Nebraska (3/1/1995)
	6	Phineas Atchison at Nebraska (2/9/2002)
	6	Denis Clemente at Texas (1/31/2009)
	6	Denis Clemente at Iowa State (2/6/2010)
	6	Jacob Pullen at Baylor (1/26/2010)
	6	Shane Southwell vs. Baylor (2/16/2013)
	6	Dean Wade at Iowa State (12/29/2017)
	6	Xavier Sneed vs. West Virginia (1/1/2018)
	6	Nijel Pack at West Virginia (1/8/2022)
	6	Nijel Pack vs. Iowa State (2/26/2022)

### Most 3-Point FG Made/Half

1.	11	Askia Jones vs. Fresno State (3/24/1994) [2nd]
2.	7	Steve Henson vs. Iowa State (2/17/1990) [2nd]
	7	Marcus Foster at Tennessee (12/6/2014) [2nd]
	7	Nijel Pack vs. Texas A&M (1/30/2021) [2nd]
5.	6	Cartier Martin at Texas (2/3/2007) [2nd]
	6	Denis Clemente at Texas (1/31/2009) [2nd]
	6	Kamau Stokes vs. Arizona State (11/23/2017) [2nd]
	6	Nijel Pack vs. Kansas (1/22/2022) [1st]
9.	5	Askia Jones vs. Coppin State (12/4/1993) [2nd]
	5	Duane Davis vs. Coastal Carolina (12/6/1997) [1st]
	5	Cortez Groves at Texas A&M (2/10/1999) [2nd]
	5	Cortez Groves vs. Old Dominion (12/22/1999) [1st]
	5	Larry Reid at Iowa State (2/3/2001) [2nd]
	5	Phineas Atchison at Nebraska (2/9/2002) [2nd]
	5	Denis Clemente vs. Texas A&M (1/12/2010) [1st]
	5	Jacob Pullen vs. Alabama (12/19/2009) [1st]
	5	Jacob Pullen at UNLV (12/12/2009) [2nd]
	5	Rodney McGruder vs. UMKC (12/23/2010) [2nd]

### Most 3-Point FG Made/Half (cont.)

5	Kamau Stokes vs. USC Upstate (12/5/2017) [1st]
5	Xavier Sneed vs. West Virginia (1/1/2018) [2nd]
5	Cartier Diarra vs. Tulsa (12/29/2019) [1st]
5	Nijel Pack vs. Baylor (3/11/2021)

### Most 3-Point Field Goals Attempted/Game

1.	18	Askia Jones vs. Fresno State (3/24/1994)
2.	17	Askia Jones vs. Oklahoma State (2/2/1994)
3.	16	Askia Jones vs. La Salle (1/5/1994)
4.	15	Steve Henson vs. Minnesota (3/16/1989)
	15	Belvis Noland vs. Colorado (3/4/1995)
	15	Nijel Pack at West Virginia (1/8/2022)
7.	14	Fred Peete at Texas (2/12/2005)
	14	Cartier Martin vs. Vermont (3/14/2007)
	14	Marcus Foster at Tennessee (12/6/2014)
	14	Kamau Stokes vs. Kansas (2/6/2017)
	14	Nijel Pack vs. Texas A&M (1/30/2021)

### Most 3-Point Field Goals Attempted/Conference Game

1.	17	Askia Jones vs. Oklahoma State (2/2/1994)
2.	15	Belvis Noland vs. Colorado (3/4/1995)
3.	14	Fred Peete at Texas (2/12/2005)
	14	Kamau Stokes vs. Kansas (2/6/2017)
5.	13	Cortez Groves vs. Oklahoma State (1/26/2000)
	13	Xavier Sneed at Oklahoma (1/4/2020)
7.	12	Steve Henson vs. Iowa State (2/17/1990)
	12	Askia Jones vs. Colorado (1/22/1994)
	12	Belvis Noland vs. Iowa State (1/21/1995)
	12	Cortez Groves vs. Iowa State (1/19/2000)
	12	Galen Morrison vs. Colorado (2/5/2000)
	12	Cortez Groves vs. Texas A&M (2/23/2000)
	12	Denis Clemente vs. Texas A&M (1/12/2010)
	12	Jacob Pullen vs. Oklahoma State (1/23/2010)
	12	Denis Clemente vs. Iowa State (3/6/2010)
	12	Nijel Pack vs. Kansas (1/22/2022)

### Highest 3-Point FG Percentage/Game

1.	1.000 (6/6)	Duane Davis vs. Coastal Carolina (1/6/1997)
	1.000 (6/6)	Gilson DeJesus vs. Oregon State (12/22/2002)
	1.000 (6/6)	Denis Clemente at Texas (1/31/2009)
	1.000 (5/5)	Will Scott vs. Purdue (3/25/1988)
	1.000 (5/5)	Clent Stewart vs. Ark.-Pine Bluff (11/29/2004)
	1.000 (5/5)	Fred Peete vs. Texas Tech (1/12/2005)
	1.000 (4/4)	Trasel Rone vs. UMKC (1/29/1992)
	1.000 (4/4)	Elliot Hatcher at Iowa State (1/28/1995)
	1.000 (4/4)	Aaron Swartzendruber at Texas Tech (1/21/1998)
	1.000 (4/4)	Aaron Swartzendruber vs. Texas A&M (2/25/1998)
	1.000 (4/4)	Michael Beasley vs. Kansas (1/30/2008)
	1.000 (4/4)	Jacob Pullen vs. Missouri (2/26/2011)
	1.000 (4/4)	Rodney McGruder vs. Howard (12/31/2011)
	1.000 (4/4)	Barry Brown vs. Baylor (3/9/2017)
	1.000 (4/4)	Cartier Diarra vs. American (11/10/2017)
	1.000 (4/4)	Ismael Massoud vs. Green Bay (12/12/2021)

### 3-Point FG Percentage Miscellaneous

- **Highest 3-Point Field Goal Percentage by a Freshman**  
45.5 Tre Harris (2014-15)
- **Highest 3-Point Field Goal Percentage by a Sophomore**  
50.6 Steve Henson (1987-88)
- **Highest 3-Point Field Goal Percentage by a Junior**  
52.9 Will Scott (1986-87)
- **Highest 3-Point Field Goal Percentage by a Senior**  
49.6 Will Scott (1987-88)

## Annual 3-Point FG Leaders

Year	Player	3FG	3FGA
1986-87	Will Scott	72	136
1987-88	Will Scott	70	141
1988-89	Steve Henson	79	177
1989-90	Steve Henson	93	213
1990-91	Marcus Zeigler	33	83
1991-92	Askia Jones	78	195
1992-93	Brian Henson	48	149
1993-94	Askia Jones	110	279
1994-95	Belvis Noland	61	179
1995-96	Elliot Hatcher	48	129
1996-97	Aaron Swartzendruber	34	119
1997-98	Aaron Swartzendruber	44	116
1998-99	Josh Reid	55	156
1999-00	Cortez Groves	70	187
2000-01	Phineas Atchison	47	116
2001-02	Phineas Atchison	43	119
2002-03	Gilson DeJesus	80	183
2003-04	Jarrett Hart	41	104
2004-05	Lance Harris	58	140
2005-06	Cartier Martin	50	117
2006-07	Cartier Martin	78	202
2007-08	Jacob Pullen	40	132
2008-09	Jacob Pullen	75	224
2009-10	Jacob Pullen	110	278
2010-11	Jacob Pullen	74	194
2011-12	Rodney McGruder	50	130
2012-13	Angel Rodriguez	55	160
2013-14	Marcus Foster	79	200
2014-15	Marcus Foster	59	170
2015-16	Barry Brown	45	134
2016-17	Kamau Stokes	64	176
2017-18	Xavier Sneed	65	189
2018-19	Kamau Stokes	67	186
2019-20	Xavier Sneed	59	194
2020-21	Mike McGuiri	60	190
	Nijel Pack	60	148
2021-22	Nijel Pack	95	218

## Annual 3-Point FG Pct. Leaders

Year	Player	Pct.	FG-A
1986-87	Will Scott	52.9	72/136
1987-88	Will Scott	49.6	70/141
1988-89	Steve Henson	44.6	79/177
1989-90	Steve Henson	43.7	93/213
1990-91	Marcus Zeigler	39.8	33/83
1991-92	Askia Jones	40.0	78/195
1992-93	Anthony Beane	38.2	42/110
1993-94	Askia Jones	39.4	110/279
1994-95	Belvis Noland	34.1	61/179
1995-96	Elliot Hatcher	37.2	48/129
1996-97	Aaron Swartzendruber	28.6	34/119
1997-98	Aaron Swartzendruber	37.9	44/116
1998-99	Cortez Groves	35.8	38/106
1999-00	Galen Morrison	43.5	64/147
2000-01	Phineas Atchison	40.5	47/116
2001-02	Phineas Atchison	36.1	43/119
2002-03	Gilson DeJesus	43.7	80/183
2003-04	Jarrett Hart	39.4	41/104
2004-05	Lance Harris	41.4	58/140
2005-06	Cartier Martin	42.7	50/117
2006-07	Cartier Martin	38.6	78/202
2007-08	Michael Beasley	37.9	36/95
2008-09	Fred Brown	41.5	54/130
2009-10	Jacob Pullen	39.6	110/278
2010-11	Rodney McGruder	40.8	69/169
2011-12	Rodney McGruder	38.5	50/130
2012-13	Shane Southwell	43.6	48/110
2013-14	Marcus Foster	39.5	79/200
2014-15	Tre Harris	45.5	20/44
2015-16	Kamau Stokes	34.0	35/103
2016-17	Dean Wade	40.2	39/97
2017-18	Dean Wade	44.0	40/91
2018-19	Dean Wade	41.8	23/55
2019-20	Mike McGuiri	39.8	35/88
2020-21	Nijel Pack	60.8	60/148
2021-22	Nijel Pack	43.6	95/218

## Consecutive Games with a 3-Point Field Goal

#	Player	Start Date	End Date
34*	Nijel Pack	2/20/2021	3/9/2022
25*	Steve Henson	1/5/1989	12/2/1989
22	Kamau Stokes	12/29/2018	3/22/2019
21*	Steve Henson	2/18/1988	12/22/1988
20	Jacob Pullen	1/3/2011	3/19/2011
20*	Jacob Pullen	1/23/2010	11/12/2010
19	Askia Jones	11/27/1993	2/5/1994
19	Gilson DeJesus	11/23/2002	2/1/2003
19	Denis Clemente	1/23/2010	3/27/2010
17	Cortez Groves	1/8/2000	3/9/2000
17	Lance Harris	12/28/2004	2/25/2005
17	Jacob Pullen	11/13/2009	1/16/2010
17	Will Spradling	11/11/2011	1/18/2012
16	Tim Ellis	11/23/2002	1/18/2003
14	Askia Jones	1/22/1992	2/16/1992
14	Marcus Foster	11/13/2013	1/7/2014
14	Xavier Sneed	12/2/2019	1/29/2020
13	Steve Henson	1/27/1990	3/16/1990
13	Elliot Hatcher	12/7/1994	1/21/1995

#	Player	Start Date	End Date
13	Galen Morris	11/16/1999	1/12/2000
13	Larry Reid	1/12/2002	2/23/2002
13	Will Spradling	1/14/2014	3/1/2014
13	Kamau Stokes	11/10/2017	12/29/2017
13	Xavier Sneed	12/29/2017	2/24/2018
12	Askia Jones	11/23/1991	1/18/1992
12	Askia Jones	2/10/1993	3/18/1993
12	Jarrett Hart	1/14/2004	2/21/2004
12	Marcus Foster	2/1/2014	3/21/2014
11	Cartier Martin	2/10/2007	3/19/2007
11	Denis Clemente	1/17/2009	2/25/2009
10	Mitch Richmond	2/27/1988	3/27/1988
10	Cortez Groves	11/23/1998	12/28/1998
10	Larry Reid	1/31/2001	2/18/2001
10	Fred Brown	12/7/2008	1/17/2009
10	Will Spradling	1/26/2013	2/25/2013
10	Xavier Sneed	11/14/2017	12/16/2017

\*Over multiple seasons



Team Single-Season Records

Season Free Throws Made

1.	#734	2009-10	37 gms
2.	606	1958-59	27 gms
3.	602	1987-88	34 gms
4.	562	2006-07	35 gms
5.	560	1952-53	21 gms
6.	559	2008-09	34 gms
7.	549	2015-16	33 gms
8.	546	1955-56	25 gms
9.	542	2010-11	34 gms
10.	538	2016-17	35 gms

Season Free Throws Attempted

1.	#1,098	2009-10	37 gms
2.	862	2008-09	34 gms
3.	850	1958-59	27 gms
4.	839	1952-53	21 gms
5.	828	2010-11	34 gms
6.	817	2006-07	35 gms
7.	815	1987-88	34 gms
8.	812	1955-56	25 gms
9.	799	2011-12	33 gms
10.	798	2015-16	33 gms

Season Free Throw Percentage

1.	75.5	1973-74 [327/433]	27 gms
2.	73.9	1987-88 [602/815]	34 gms
3.	73.5	1976-77 [486/659]	31 gms
4.	#73.4	2017-18 [502/684]	37 gms
5.	72.9	1985-86 [409/561]	30 gms
6.	72.7	1980-81 [427/587]	33 gms
7.	72.6	2021-22 [382/526]	31 gms
8.	71.3	1958-59 [606/850]	27 gms
9.	71.2	1979-80 [391/549]	31 gms
10.	71.1	2005-06 [423/595]	28 gms



STEVE HENSON

Highest Free Throw Percentage/Game

(Minimum 10 makes)

1.000 (17/17)	Steve Henson at Iowa State (2/24/1988)
1.000 (15/15)	Michael Beasley at Baylor (2/23/2008)
1.000 (14/14)	Eddie Elder vs. Iowa State (2/27/1985)
1.000 (12/12)	Curtis Redding at Kansas (2/12/1977)
1.000 (12/12)	Eddie Elder vs. Oklahoma (1/21/1984)
1.000 (12/12)	LaKeith Humphrey vs. Oklahoma (2/1/1989)
1.000 (12/12)	Tim Ellis at Nebraska (2/18/2004)
1.000 (12/12)	David Hoskins at Missouri (1/13/2007)
1.000 (12/12)	Denis Clemente at Texas (1/31/2009)
1.000 (12/12)	Barry Brown, Jr., at Baylor (1/22/2018)
1.000 (11/11)	Mike Evans vs. Iowa State (2/26/1977)
1.000 (11/11)	Les Craft vs. Northern Illinois (3/12/1982)
1.000 (11/11)	Wylie Howard vs. Oklahoma State (3/8/1991)
1.000 (11/11)	Jacob Pullen vs. Washington State (12/5/2009)
1.000 (11/11)	Jacob Pullen vs. BYU (3/20/2010)
1.000 (11/11)	Dajuan Gordon at Iowa State (12/15/2020)
1.000 (10/10)	Mitch Richmond at Kansas (1/30/1988)
1.000 (10/10)	Mitch Richmond at Oklahoma (2/13/1988)
1.000 (10/10)	Mitch Richmond vs. LaSalle (3/17/1988)
1.000 (10/10)	Steve Henson vs. Missouri-St. Louis (12/22/1988)
1.000 (10/10)	Elliott Hatcher vs. Colorado (2/7/1996)
1.000 (10/10)	Jacob Pullen vs. Kansas (1/30/2008)
1.000 (10/10)	Will Spradling vs. Texas Tech (2/7/2012)

BOB BOOZER



Team Single-Game Records

Most Free Throws Made/Game

1.	42	Purdue	H	12/1/1958
2.	41	Oklahoma	N (kc)	12/29/1958
3.	#39	Baylor	H	2/13/1999
4.	38	Colorado	A	1/16/2010
5.	37	Missouri	A	1/13/2007
6.	36	Oklahoma City	H	2/16/1957
	36	Missouri	H	3/3/1993
	36	Marshall	H	12/2/1995
	36	South Dakota	H	11/20/2015
10.	35	Kansas	N (kc)	12/30/1952
	35	Nebraska	N (kc)	3/11/1988
	35	Marshall	H	12/9/1993
	35	Chicago State	H	1/5/2009

Fewest Free Throws Made/Game

1.	0	Iowa State	A	2/13/1980
	0	Oklahoma	A	2/10/1982
3.	1	Kansas	H	2/22/1992
4.	2	Minnesota	A	12/23/1976
	2	Kansas	H	2/16/1980
	2	Kansas	H	2/12/1994
	#2	Nebraska	A	2/7/1998
	#2	Texas A&M	H	2/12/2002
	#2	Baylor	A	2/18/2012
	#2	Kansas	H	2/17/2021
10.	3	14 times		
		Oklahoma (last time)	A	1/19/2021

Most Free Throws Attempted/Game

1.	56	Purdue	H	12/1/1958
2.	55	Wyoming	H	12/12/1953
3.	#54	Colorado	A	1/16/2010
4.	51	Baylor	H	2/13/1999
5.	50	Houston	H	12/1/1956
	50	Oklahoma City	H	2/16/1957
	50	Oklahoma	N (kc)	12/29/1958
	50	Nebraska	N (kc)	3/11/1988
	50	Marshall	H	12/2/1995
10.	49	Indiana	H	12/6/1958

Fewest Free Throws Attempted/Game

1.	0	Oklahoma	A	2/10/1982
2.	2	Minnesota	A	12/23/1976
	2	Iowa State	A	2/13/1980
4.	3	SMU	A	1/10/1973
5.	5	Arizona	A	12/14/1974
	5	Kansas	H	2/16/1980
	5	South Dakota	H	11/28/1977
	5	Fresno State	A	11/28/1987
	#5	Iowa State	H	1/19/2000
	#5	Texas A&M	H	2/12/2002
	#5	Texas	A	2/7/2018
	#5	Kansas	A	2/25/2019

#Big 12 era

Highest Free Throw Percentage/Game

1.	1.000 (16/16)	Nebraska	H	1/26/1980
	1.000 (14/14)	Iowa State	H	1/28/1976
	#1.000 (9/9)	Texas Tech	A	1/5/2021
	#1.000 (8/8)	Texas Tech	A	2/15/2006
	#1.000 (8/8)	Oklahoma	H	1/16/2018
	#1.000 (7/7)	Texas Tech	H	1/12/2005
	1.000 (6/6)	Iowa State	H	1/26/1974
	1.000 (5/5)	South Dakota	H	11/28/1977
	#1.000 (5/5)	Kansas	A	2/25/2019
	1.000 (3/3)	SMU	A	1/10/1973

■ 92 percent or better has been done 13 other times

94.1 (16/17)	Colorado	A	1/7/1967
94.1 (16/17)	Oklahoma State	A	3/6/1976
93.8 (15/16)	Oklahoma	A	2/16/2002
93.8 (15/16)	Iowa State	A	1/20/2015
93.3 (14/15)	Iowa State	A	1/29/1975
92.9 (13/14)	Iowa State	N (kc)	12/29/1966
92.9 (13/14)	Missouri	A	1/26/1974
92.9 (13/14)	Colorado	H	1/16/1988
92.9 (13/14)	Wyoming	H	1/2/1992
92.3 (12/13)	Nebraska	H	3/2/1974
92.3 (12/13)	USC	N (nash)	12/6/1975
92.3 (11/12)	Vanderbilt	H	11/27/1976
92.3 (12/13)	Kansas	H (kc)	1/20/1979
92.3 (12/13)	Oklahoma	N (kc)	3/13/1988
92.3 (12/13)	LaSalle	N (sb)	3/17/1988
92.3 (12/13)	UNLV	A	11/9/2019

Highest Free Throw Percentage/Game

(Minimum 20 Attempts)

1.	92.0 (23/25)	Oklahoma	H	1/16/1988
	92.0 (23/25)	Oklahoma State	N (kc)	3/8/1991
3.	91.7 (22/24)	Vanderbilt	A	12/3/2017
4.	90.9 (20/22)	Indiana	H	12/22/1984
	#90.9 (20/22)	Northern Illinois	H	12/21/2004
	#90.9 (20/22)	Texas	A	2/23/2013
7.	90.5 (19/21)	Oklahoma	H	2/19/2011
8.	90.0 (27/30)	BYU	N (okc)	3/20/2010
	90.0 (18/20)	Colorado State	A (den)	12/17/2016
10.	89.7 (26/29)	Iowa State	A	12/15/2020

Lowest Free Throw Percentage/Game

1.	14.3 (1/7)	Kansas	H	2/22/1992
2.	23.1 (3/13)	Pittsburgh	N (fm)	11/25/2019
3.	25.0 (2/8)	Kansas	H	2/12/1994
	#25.0 (2/8)	Nebraska	A	2/7/1998
5.	33.3 (6/18)	Iowa State	A	2/17/1950
	33.3 (4/12)	Iowa State	A	3/9/1964
	33.3 (5/15)	Loyola Chicago	H	12/11/1964
	33.3 (5/15)	Nebraska	A	2/25/1967
	33.3 (3/9)	Texas	A	3/4/2003
	33.3 (2/6)	Baylor	A	2/18/2012
	33.3 (4/12)	Baylor	A	2/4/2017
	33.3 (2/6)	Kansas	H	2/17/2021

LOCATION KEY:

den-Denver, Colo.  
fm-Fort Myers, Fla.  
kc-Kansas City, Mo.  
nash-Nashville, Tenn.  
okc-Oklahoma City, Okla.  
sb-South Bend, Ind.



Individual Career, Single-Season and Single-Game Records

Career Free Throws Made

1.	529	Bob Boozer	1956-59	77 gms
2.	527	Jacob Pullen	2007-11	135 gms
3.	390	Jamar Samuels	2008-12	133 gms
4.	361	Steve Henson	1987-90	127 gms
5.	349	Dick Knostman	1950-53	74 gms
6.	348	Wesley Iwundu	2013-17	132 gms
7.	342	Barry Brown, Jr.	2015-19	139 gms
8.	341	Askia Jones	1989-94	124 gms
9.	335	Mike Evans	1974-78	117 gms
10.	334	Cedric Price	1958-61	77 gms
	334	Rolando Blackman	1977-81	121 gms

Season Free Throws Made

1.	216	Michael Beasley	2007-08	33 gms
2.	203	Jacob Pullen	2009-10	37 gms
3.	197	Bob Boozer	1958-59	27 gms
4.	186	Mitch Richmond	1987-88	34 gms
5.	178	Bob Boozer	1956-57	23 gms
6.	171	David Hoskins	2006-07	35 gms
7.	170	Jacob Pullen	2010-11	34 gms
8.	166	Dick Knostman	1952-53	21 gms
9.	165	Askia Jones	1993-94	33 gms
	165	Jeremiah Massey	2004-05	29 gms

Most Free Throws Made/Game

1.	23	Bob Boozer vs. Purdue (12/1/1958)
2.	18	Dick Knostman vs. Oklahoma (2/14/1953)
3.	17	Steve Henson vs. Iowa State (2/24/1988)
4.	16	Bob Boozer vs. Colorado (2/2/1957)
	16	Bob Boozer vs. Oklahoma (12/29/1958)
	16	Jeremiah Massey vs. Northern Illinois (12/21/2004)
7.	15	Bob Boozer vs. Oklahoma (12/26/1956)
	15	Michael Beasley at Baylor (2/23/2008)
	15	Jacob Pullen vs. Kansas (2/14/2011)
10.	14	Elliot Hatcher vs. Marshall (12/2/1995)
	14	Bill Walker vs. California (12/9/2007)
	14	Michael Beasley vs. Missouri (2/16/2008)
	14	Jacob Pullen vs. Iowa State (3/6/2010)
	14	Wesley Iwundu vs. Oklahoma State (2/22/2017)
	14	Markquis Nowell vs. Iowa State (2/26/2022)

Most Free Throws Made/Conference Game

1.	18	Dick Knostman vs. Oklahoma (2/14/1953)
2.	17	Steve Henson vs. Iowa State (2/24/1988)
3.	16	Bob Boozer vs. Colorado (2/2/1957)
4.	15	Michael Beasley at Baylor (2/23/2008)
	15	Jacob Pullen vs. Kansas (2/14/2011)
6.	14	Cedric Price vs. Nebraska (3/4/1961)
	14	Eddie Elder vs. Iowa State (2/27/1985)
	14	Michael Beasley vs. Missouri (2/16/2008)
	14	Jacob Pullen vs. Iowa State (3/6/2010)
	14	Wesley Iwundu vs. Oklahoma State (2/22/2017)
	14	Markquis Nowell vs. Iowa State (2/26/2022)

Free Throws Made Miscellaneous

- **Most Free Throws Made by a Freshman**  
216 Michael Beasley (2007-08)
- **Most Free Throws Made by a Sophomore**  
178 Bob Boozer (1956-57)
- **Most Free Throws Made by a Junior**  
203 Jacob Pullen (2009-10)
- **Most Free Throws Made by a Senior**  
197 Bob Boozer (1958-59)

Career Free Throws Attempted

1.	702	Bob Boozer	1956-59	77 gms
2.	684	Jacob Pullen	2007-11	135 gms
3.	640	Jamar Samuels	2008-12	133 gms
4.	541	Dick Knostman	1950-53	74 gms
5.	519	Cedric Price	1958-61	77 gms
6.	506	Wesley Iwundu	2013-17	132 gms
7.	497	Thomas Gipson	2011-15	131 gms
8.	494	Jack Parr	1955-58	70 gms
9.	488	Barry Brown, Jr.	2015-19	139 gms
10.	466	Rolando Blackman	1977-81	121 gms

Season Free Throws Attempted

1.	279	Michael Beasley	2007-08	33 gms
2.	258	Bob Boozer	1958-59	27 gms
3.	253	Dick Knostman	1952-53	21 gms
4.	247	Jacob Pullen	2009-10	37 gms
5.	240	Mitch Richmond	1987-88	34 gms
6.	232	Cedric Price	1960-61	27 gms
7.	231	Bob Boozer	1956-57	23 gms
	231	David Hoskins	2006-07	35 gms
9.	220	Jacob Pullen	2010-11	31 gms
10.	215	Bob Boozer	1957-58	27 gms

Most Free Throws Attempted/Game

1.	26	Dick Knostman vs. Oklahoma (2/14/1953)
	26	Bob Boozer vs. Purdue (12/1/1958)
3.	21	Jim Smith vs. Wyoming (12/11/1954)
4.	20	Bob Boozer vs. Colorado (2/2/1957)
	20	Cedric Price vs. Nebraska (3/4/1961)
6.	19	Jacob Pullen vs. Kansas (2/14/2011)
7.	17	Steve Henson vs. Iowa State (2/24/1988)
	17	Askia Jones vs. Missouri (3/2/1993)
	17	Jeremiah Massey vs. Northern Illinois (12/21/2004)
	17	Wesley Iwundu vs. Oklahoma State (2/22/2017)
10.	16	Rolando Blackman at Colorado (1/17/1981)
	16	Mitch Richmond vs. Oklahoma (1/16/1988)
	16	Askia Jones vs. Fresno State (3/21/1994)
	16	Elliot Hatcher vs. Marshall (12/2/1995)
	16	Manny Dies at Wichita State (12/10/1997)
	16	Michael Beasley at Kansas (3/1/2008)
	16	Barry Brown, Jr., at West Virginia (2/11/2017)
	16	Barry Brown, Jr., vs. Oklahoma State (1/10/2018)
	16	Markquis Nowell vs. Iowa State (2/26/2022)

Most Free Throws Attempted/Conference Game

1.	26	Dick Knostman vs. Oklahoma (2/14/1953)
2.	20	Bob Boozer vs. Colorado (2/2/1957)
	20	Cedric Price vs. Nebraska (3/4/1961)
4.	19	Jacob Pullen vs. Kansas (2/14/2011)
5.	17	Steve Henson vs. Iowa State (2/24/1988)
	17	Askia Jones vs. Missouri (3/2/1993)
	17	Wesley Iwundu vs. Oklahoma State (2/22/2017)
8.	16	Rolando Blackman at Colorado (1/17/1981)
	16	Mitch Richmond vs. Oklahoma (1/16/1988)
	16	Michael Beasley at Kansas (3/1/2008)
	16	Barry Brown, Jr., at West Virginia (2/11/2017)
	16	Barry Brown, Jr., vs. Oklahoma State (1/10/2018)
	16	Markquis Nowell vs. Iowa State (2/26/2022)

Free Throws Attempted Miscellaneous

- **Most Free Throws Attempted by a Freshman**  
279 Michael Beasley (2007-08)
- **Most Free Throws Attempted by a Sophomore**  
231 Bob Boozer (1956-57)
- **Most Free Throws Attempted by a Junior**  
247 Jacob Pullen (2009-10)
- **Most Free Throws Attempted by a Senior**  
258 Bob Boozer (1958-59)

Career Free Throw Percentage

(Minimum 2 Attempts per game)

1.	90.0 (361/401)	Steve Henson	1987-90	127 gms
2.	82.9 (116/140)	Will Scott	1986-88	65 gms
3.	82.7 (148/179)	Tim Jankovich	1979-82	90 gms
4.	82.6 (323/391)	Lon Kruger	1971-74	80 gms
5.	80.8 (227/281)	Will Spradling	2010-14	134 gms
6.	80.7 (192/238)	Aaron Swartzendruber	1994-98	105 gms
7.	80.3 (130/162)	Ron Paradis	1963-66	70 gms
	80.3 (102/127)	Tim Ellis	2002-04	58 gms
9.	80.1 (234/292)	Curtis Redding	1976-78	59 gms
10.	79.8 (190/238)	Elliot Hatcher	1994-96	54 gms

Season Free Throw Percentage

(Minimum 2 Attempts per game)

1.	92.5 (111/120)	Steve Henson	1987-88	34 gms
2.	92.0 (92/100)	Steve Henson	1988-89	30 gms
3.	91.7 (55/60)	Tim Jankovich	1981-82	30 gms
4.	90.2 (101/112)	Steve Henson	1989-90	32 gms
5.	87.9 (58/66)	Howard Shannon	1947-48	28 gms
6.	87.1 (122/140)	Lon Kruger	1973-74	27 gms
7.	85.7 (90/105)	Lon Kruger	1972-73	25 gms
8.	85.4 (70/82)	Mike Evans	1975-76	28 gms
9.	85.4 (82/96)	Aaron Swartzendruber	1996-97	26 gms
10.	85.0 (96/113)	LaKeith Humphrey	1988-89	30 gms

Annual FT Percentage Leaders

Year	Player	Pct.	FT-A
1946-47	John Dean	66.0	33/50
1947-48	Howie Shannon	87.9	58/66
1948-49	John Dean	70.6	36/51
1949-50	Rick Harman	76.3	103/135
1950-51	Jim Iverson	76.7	69/90
1951-52	Jim Iverson	76.1	67/88
1952-53	Bob Rousey	77.0	67/87
1953-54	Jesse Priscock	80.5	87/108
1954-55	Nugent Adams	76.9	50/65
1955-56	Fritz Schneider	81.3	74/91
1956-57	Bob Boozer	77.1	178/231
1957-58	Bob Boozer	71.6	154/215
1958-59	Steve Douglas	77.9	53/68
1959-60	Steve Douglas	77.9	53/68
1960-61	Al Peithman	77.6	52/67
1961-62	Mike Wroblewski	73.0	108/148
1962-63	Gary Marriott	72.7	80/110
1963-64	Willie Murrell	76.0	146/192
1964-65	Ron Paradis	78.4	80/102
1965-66	Larry Weigel	75.8	50/66
1966-67	Dennis Berkholtz	75.9	60/79
1967-68	Earl Seyfert	77.8	77/99
1968-69	Eddie Smith	74.5	38/51
1969-70	Jeff Webb	79.7	55/69
1970-71	Bob Zender	77.8	56/72
1971-72	Lon Kruger	76.0	111/146
1972-73	Lon Kruger	85.7	90/105
1973-74	Lon Kruger	87.1	122/140
1974-75	Chuckie Williams	82.2	60/73
1975-76	Mike Evans	85.4	70/82
1976-77	Curtis Redding	83.2	124/149
1977-78	Curtis Redding	76.9	110/143
1978-79	Ed Nealy	78.9	56/71
1979-80	Tyrone Adams	83.0	44/53
1980-81	Tyrone Adams	78.4	58/74
1981-82	Tim Jankovich	91.7	55/60
1982-83	Eddie Elder	74.4	58/78
1983-84	Jim Roder	77.3	75/97
1984-85	Tom Alfaro	77.8	42/54
1985-86	Joe Wright	82.3	102/124
1986-87	Steve Henson	82.6	57/69
1987-88	Steve Henson	92.5	111/120
1988-89	Steve Henson	92.0	92/100
1989-90	Steve Henson	90.2	101/112
1990-91	Wylie Howard	78.5	73/93
1991-92	Askia Jones	80.0	72/90
1992-93	Askia Jones	75.0	69/92
1993-94	Anthony Beane	83.5	66/79
1994-95	Elliot Hatcher	77.1	74/96
1995-96	Elliot Hatcher	81.7	116/142
1996-97	Aaron Swartzendruber	85.4	82/96
1997-98	Aaron Swartzendruber	83.6	56/67
1998-99	John Reid	75.0	48/64
1999-00	Cortez Groves	71.3	57/80
2000-01	Phineas Atchison	78.9	60/76
2001-02	Larry Reid	80.2	81/101
2002-03	Tim Ellis	78.6	33/42
2003-04	Tim Ellis	81.2	69/85
2004-05	Jeremiah Massey	80.5	165/205
2005-06	Cartier Martin	84.1	132/157
2006-07	Cartier Martin	79.9	127/159
2007-08	Michael Beasley	77.4	216/279
2008-09	Denis Clemente	79.8	87/109
2009-10	Jacob Pullen	82.2	203/247
2010-11	Jacob Pullen	77.3	170/220
2011-12	Will Spradling	82.0	73/89
2012-13	Angel Rodriguez	82.6	90/109
2013-14	Marcus Foster	73.4	80/109
2014-15	Nino Williams	82.9	87/105
2015-16	Stephen Hurt	74.6	47/63
2016-17	Wesley Iwundu	76.7	122/159
2017-18	Barry Brown, Jr.	77.2	142/184
2018-19	Dean Wade	78.9	56/71
2019-20	Makol Mawien	75.0	57/76
2020-21	Mike McGuirl	76.3	58/76
2021-22	Nijel Pack	84.5	60/71

Free Throw Percentage Miscellaneous

- **Highest Free Throw Percentage by a Freshman**  
83.2 Curtis Redding (1976-77)
- **Highest Free Throw Percentage by a Sophomore**  
92.5 Steve Henson (1987-88)
- **Highest Free Throw Percentage by a Junior**  
92.0 Steve Henson (1988-89)
- **Highest Free Throw Percentage by a Senior**  
91.7 Tim Jankovich (1981-82)
- **Most Consecutive Free Throws Made**  
48 Steve Henson (1987-88)



Team Single-Season Records

Season Assists

1.	#557	2012-13	35 gms
2.	545	2006-07	35 gms
3.	541	2009-10	37 gms
4.	537	1981-82	31 gms
5.	529	1980-81	33 gms
6.	522	2016-17	35 gms
7.	514	1987-88	34 gms
8.	511	2007-08	33 gms
9.	510	2017-18	37 gms
10.	503	2013-14	33 gms

Season Assists Per Game

1.	17.3	1981-82	31 gms
2.	#16.9	1997-98	29 gms
3.	16.0	1980-81	33 gms
4.	16.0	1991-92	30 gms
5.	15.9	2004-05	29 gms
	15.9	2012-13	35 gms
7.	15.8	1990-91	28 gms
8.	15.6	2005-06	29 gms
		2006-07	35 gms
10.	15.5	2007-08	33 gms

Season Assist-Turnover Ratio

1.	#1.382	2012-13 [557/403]	35 gms
2.	1.281	2004-05 [461/360]	29 gms
3.	1.245	2013-14 [503/404]	33 gms
4.	1.206	2017-18 [510/423]	37 gms
5.	1.205	2018-19 [464/385]	34 gms
6.	1.168	1989-90 [459/393]	32 gms
7.	1.164	2002-03 [462/397]	30 gms
8.	1.156	1983-84 [414/358]	29 gms
9.	1.152	2016-17 [522/453]	35 gms
10.	1.147	1985-86 [437/381]	30 gms

Most Turnovers

1.	#540	1998-99	33 gms
2.	530	1999-2000	28 gms
3.	529	2009-10	37 gms
4.	503	1993-94	34 gms
5.	501	2007-08	33 gms
6.	498	2010-11	34 gms
7.	478	2006-07	35 gms
8.	477	1992-93	30 gms
9.	474	2011-12	33 gms
10.	472	2008-09	34 gms

Fewest Turnovers

1.	#356	2021-22	31 gms
2.	358	1983-84	29 gms
3.	360	2004-05	29 gms
4.	381	1985-86	30 gms
5.	385	2018-19	34 gms
6.	393	1989-90	32 gms
7.	397	2002-03	30 gms
8.	398	2003-04	28 gms
	398	2014-15	32 gms
10.	399	1984-85	28 gms

Season Turnover Average

1.	#11.32	2018-19 [385]	34 gms
2.	11.43	2017-18 [423]	37 gms
3.	11.48	2021-22 [356]	31 gms
4.	11.51	2012-13 [403]	35 gms
5.	11.68	1981-82 [362]	31 gms
6.	12.24	2013-14 [404]	33 gms
7.	12.28	1989-90 [393]	32 gms
8.	12.34	1983-84 [358]	29 gms
9.	12.39	1980-81 [409]	33 gms
10.	12.41	2004-05 [360]	29 gms

Season Turnover Margin

1.	#+3.15	2008-09 [472/579]	34 gms
2.	+2.98	2017-18 [423/533]	37 gms
3.	+2.87	1989-90 [393/485]	32 gms
4.	+2.78	1986-87 [461/547]	31 gms
5.	+2.58	2012-13 [403/493]	35 gms
6.	+2.57	2009-10 [529/624]	37 gms
7.	+2.32	2018-19 [385/464]	34 gms
8.	+2.07	2019-20 [459/525]	32 gms
9.	+2.00	2016-17 [453/523]	35 gms
10.	+1.97	2021-22 [356/417]	31 gms

STEVE HENSON



Team Single-Game Records

Most Assists/Game

1.	34	Morgan State	H	1/5/1985
2.	30	Arizona State	A	12/14/1977
	#30	Gardner-Webb	H	12/14/2008
4.	29	Fresno State	H	3/24/1994
	29	Missouri	H	1/3/1998
	29	Texas A&M-Corpus Christi	H	12/20/2003
	29	Savannah State	H	1/10/2004
	29	Alabama State	H	12/11/2019
9.	28	Kansas	H	1/20/1979
	28	South Dakota	H	11/30/1981
	28	Longwood	H	12/5/2005

Fewest Assists/Game

1.	2	Oklahoma State	A	3/6/1976
	2	Alabama	A	11/16/1994
3.	3	Oklahoma State	A	1/19/1977
	3	Kansas	H	2/11/1978
	3	Oklahoma	A	2/25/1978
#3	Michigan State	H	12/21/1996	
7.	4	Missouri	H	2/19/1977
	4	Oklahoma State	A	2/15/1978
	4	Wisconsin	N (oma)	3/22/2008
	4	Kentucky	N (lv)	11/28/2008
	4	Kansas	A	3/3/2010
	4	Nebraska	A	2/23/2011
	4	Oklahoma	A	2/25/2017
	4	UMBC	N (cha)	3/18/2018

Most Turnovers/Game

1.	32	UT-Arlington	N (fw)	12/20/1969
2.	31	Marshall	A	12/22/1994
3.	30	Wichita State	A	12/13/1969
4.	29	Missouri	N (kc)	12/30/1965
#29	Long Beach State	H	1/4/2000	
6.	28	Vanderbilt	H	12/15/1969
	28	Kansas	A	2/27/2002
	28	West Virginia	H	1/23/2021
9.	27	Nebraska	H	2/21/1970
	27	Houston	N (law)	3/14/1970
	27	UTSA	H	11/29/1999

Fewest Turnovers/Game

1.	3	Oklahoma	A	2/15/1975
3	SIU-Edwardsville	H	12/14/1978	
3.	4	Kansas	A	2/12/1977
4	Cal State Bakersfield	H	12/17/1979	
#4	Colorado	N (kc)	3/13/2003	
#4	Prebyterian	H	11/18/2010	
#4	Gonzaga	N (wic)	12/21/2013	
#4	Illinois	N (kc)	11/23/2021	
8.	5	Kansas	A	2/17/1979
	5	Nebraska	H	2/14/1981
	5	Colorado	N (kc)	3/6/1981
	5	Kansas	N (kc)	3/7/1981
	5	Oklahoma	H	1/20/1982
	5	Oklahoma	H	2/9/1983
	5	Kansas	H	2/25/1984
	5	Oklahoma State	H	1/25/1989
	5	Nebraska	H	3/2/1990
	5	Texas	A	2/12/2005
	5	Oklahoma	A	2/19/2005
	5	Kansas	N (kc)	3/3/2010
	5	Texas	H	2/7/2015
	5	Texas	H	2/22/2016
	5	George Washington	N (lv)	11/24/2017
	5	Ole Miss	A	1/29/2022

Note: Assists began being kept in 1976-77, while turnover statistics began in 1982-83.

#Big 12 era

LOCATION KEY:

cha-Charlotte, N.C.  
fw-Fort Worth, Texas  
kc-Kansas City, Mo.  
lv-Las Vegas, Nev.  
oma-Omaha, Neb.  
wic-Wichita, Kan.



## Individual Career, Single-Season and Single-Game Records

### Career Assists

1.	582	Steve Henson	1986-90	127 gms
2.	455	Jacob Pullen	2007-11	135 gms
3.	415	Kamau Stokes	2015-19	119 gms
4.	395	Clent Stewart	2004-08	121 gms
5.	366	Wesley Iwundu	2013-17	132 gms
6.	350	Barry Brown, Jr.	2015-19	139 gms
7.	331	Will Spradling	2010-14	134 gms
8.	323	Tyrone Adams	1978-82	110 gms
9.	320	Rolando Blackman	1977-81	121 gms
10.	290	Anthony Beane	1992-94	64 gms

### Others to Top 200 Assists in a Career (18)

285	Tim Jankovich	1979-82	90 gms
274	Angel Rodriguez	2011-13	65 gms
271	Askia Jones	1989-94	124 gms
271	Chris Griffin	1996-99	88 gms
271	Shane Southwell	2010-14	126 gms
270	Ed Nealy	1979-82	123 gms
266	Denis Clemente	2008-10	69 gms
266	Mike McGuirl	2017-22	132 gms
260	Dean Wade	2015-19	126 gms
258	Larry Reid	2000-02	57 gms
251	Cartier Diarra	2017-20	95 gms
248	Frank Richards	2002-04	58 gms
236	Aaron Swartzendruber	1994-98	105 gms
228	Jim Roder	1982-84	55 gms
213	Mark Young	1994-97	83 gms
205	Mitch Richmond	1986-88	64 gms
205	Xavier Sneed	2016-20	137 gms
200	Marcus Zeigler	1990-92	52 gms

### Season Assists

1.	186	Steve Henson	1987-88	34 gms
2.	173	Angel Rodriguez	2012-13	33 gms
3.	163	Jim Roder	1983-84	29 gms
4.	154	Denis Clemente	2009-10	37 gms
5.	153	Anthony Beane	1993-94	34 gms
6.	149	Larry Reid	2001-02	28 gms
7.	146	Frank Richards	2002-03	30 gms
8.	145	Kamau Stokes	2016-17	35 gms
9.	141	Steve Henson	1988-89	30 gms
	141	Steve Henson	1989-90	32 gms

### Others to Top 100 Assists in a Season (31)

137	Anthony Beane	1992-93	30 gms
136	Markquis Nowell	2021-22	27 gms
135	Chris Griffin	1998-99	33 gms
134	Marcus Zeigler	1991-92	25 gms
134	Cartier Diarra	2019-20	32 gms
129	Tyrone Adams	1981-82	31 gms
125	Mitch Richmond	1987-88	34 gms
125	Jacob Pullen	2009-10	37 gms
123	Tim Jankovich	1981-82	30 gms
123	Wesley Iwundu	2015-16	33 gms
121	Wesley Iwundu	2016-17	35 gms
120	Barry Brown, Jr.	2017-18	37 gms
119	Tim Jankovich	1980-81	33 gms
116	Clent Stewart	2004-05	29 gms
115	Jacob Pullen	2010-11	34 gms
114	Steve Henson	1986-87	31 gms
112	Denis Clemente	2008-09	32 gms
110	Kamau Stokes	2018-19	33 gms
109	LaKeith Humphrey	1988-89	30 gms
109	Fred Peete	2004-05	29 gms
109	Larry Reid	2000-01	29 gms
109	Jacob Pullen	2008-09	34 gms
106	Jeff Wires	1990-91	28 gms
106	Jacob Pullen	2007-08	33 gms
103	Kamau Stokes	2017-18	30 gms
103	Mike McGuirl	2020-21	29 gms
102	Rolando Blackman	1980-81	33 gms
102	Frank Richards	2003-04	28 gms
102	Jevon Thomas	2014-15	32 gms
101	Angel Rodriguez	2011-12	32 gms
100	Clent Stewart	2006-07	35 gms

### Assists Miscellaneous

- **Most Assists by a Freshman**
  - 116 Clent Stewart (2004-05)
- **Most Assists by a Sophomore**
  - 186 Steve Henson (1987-88)
- **Most Assists by a Junior**
  - 146 Frank Richards (2002-03)
- **Most Assists by a Senior**
  - 154 Denis Clemente (2009-10)

### Career Assists Per Game

1.	4.58	Steve Henson	1986-90	127 gms
2.	4.53	Anthony Beane	1992-94	64 gms
3.	4.52	Larry Reid	2000-02	57 gms
4.	4.28	Frank Richards	2002-04	58 gms
5.	4.22	Angel Rodriguez	2011-13	65 gms
6.	4.15	Jim Roder	1982-84	55 gms
7.	3.86	Denis Clemente	2008-10	69 gms
8.	3.85	Marcus Zeigler	1990-92	52 gms
9.	3.49	Kamau Stokes	2015-19	119 gms
10.	3.37	Jacob Pullen	2007-11	135 gms

### Season Assists Per Game

1.	5.62	Jim Roder	1983-84	29 gms
2.	5.47	Steve Henson	1987-88	34 gms
3.	5.36	Marcus Zeigler	1991-92	25 gms
4.	5.32	Larry Reid	2001-02	28 gms
5.	5.24	Angel Rodriguez	2012-13	33 gms
6.	5.03	Markquis Nowell	2021-22	27 gms
7.	4.87	Frank Richards	2002-03	30 gms
8.	4.70	Steve Henson	1988-89	30 gms
9.	4.57	Anthony Beane	1992-93	30 gms
10.	4.50	Anthony Beane	1993-94	34 gms

### Career Assist-Turnover Ratio

1.	3.18	Marcus Zeigler	1990-92	52 gms
2.	2.15	Jim Roder	1982-84	55 gms
3.	2.04	Will Spradling	2010-14	134 gms
4.	1.98	Steve Henson	1986-90	127 gms
5.	1.78	Nigel Johnson	2013-15	62 gms
6.	1.76	Dean Wade	2015-19	126 gms
7.	1.71	Denis Clemente	2008-10	69 gms
8.	1.68	Angel Rodriguez	2011-13	65 gms
9.	1.67	Keith Amerson	1989-91	57 gms
	1.67	Jarrett Hart	2002-04	53 gms
	1.67	Jevon Thomas	2013-15	52 gms

### Season Assist-Turnover Ratio

1.	3.72	Marcus Zeigler	1991-92	25 gms
2.	2.79	Will Spradling	2013-14	33 gms
3.	2.62	Steve Henson	1987-88	34 gms
4.	2.50	Jevon Thomas	2013-14	21 gms
5.	2.44	Marcus Zeigler	1990-91	27 gms
	2.41	Will Spradling	2012-13	35 gms
7.	2.36	Jim Roder	1983-84	29 gms
8.	2.22	Angel Rodriguez	2012-13	35 gms
9.	2.14	Mark Bohm	1984-85	24 gms
	2.14	Denis Clemente	2009-10	37 gms
10.	2.11	Duane Davis	1997-98	23 gms

### Most Assists/Game

1.	16	Keith Frazier vs. Central Missouri (12/18/1976)
2.	14	Tim Jankovich vs. Kansas (3/7/1981)
3.	13	Jim Roder vs. Kansas (2/25/1984)
4.	12	Steve Henson vs. Colorado (1/21/1987)
12	12	Steve Henson vs. Purdue (3/25/1988)
12	12	Steve Henson vs. Oklahoma State (2/25/1989)
7.	11	Mike Evans vs. North Texas (12/22/1977)
11	11	Steve Henson vs. Colorado (1/18/1989)
11	11	Jeff Wires vs. Lamar (12/15/1990)
11	11	Larry Reid vs. Fairleigh Dickinson (12/29/2001)
11	11	Frank Richards vs. Texas A&M (1/25/2003)
11	11	Jacob Pullen vs. Gardner-Webb (12/14/2008)
11	11	Markquis Nowell vs. Marquette (12/8/2021)

### ■ 10 or more assists has been done 19 other times

10	Eddie Smith vs. Iowa State (12/27/1968)
10	Wheeler Hughes vs. Oklahoma State (12/26/1969)
10	Lon Kruger vs. Kansas (12/28/1972)
10	Ed Galvao vs. Colorado (1/13/1983)
10	Steve Henson vs. Utah State (12/31/1987)
10	Jean Derouillere vs. Missouri (2/27/1991)
10	Marcus Zeigler vs. Nebraska (2/8/1992)
10	Anthony Beane vs. Fresno State (3/24/1994)
10	Frank Richards vs. Oregon State (12/22/2002)
10	Clent Stewart vs. Missouri (2/12/2006)
10	Denis Clemente vs. Illinois State (3/18/2009)
10	Jacob Pullen vs. Colorado (2/13/2010)
10	Denis Clemente vs. Oklahoma State (3/11/2010)
10	Angel Rodriguez vs. Baylor (2/16/2013)
10	Angel Rodriguez vs. TCU (3/5/2013)
10	Marcus Foster at Baylor (2/15/14)
10	Cartier Diarra vs. Alabama State (12/11/2019)
10	Markquis Nowell vs. McNeese (12/21/2021)
10	Markquis Nowell at West Virginia (1/8/2022)

## Annual Assists Leaders

Year	Player	Avg.	Total
1976-77	Mike Evans	2.9	91
1977-78	Mike Evans	3.1	91
1978-79	Glenn Marshall	3.1	88
1979-80	Rolando Blackman	3.0	94
1980-81	Tim Jankovich	3.6	119
1981-82	Tyrone Adams	4.2	129
1982-83	Ed Galvao	3.5	77
1983-84	Jim Roder	5.6	163
1984-85	Eric Watson	2.8	56
1985-86	Ron Meyer	3.0	82
1986-87	Steve Henson	3.7	114
1987-88	Steve Henson	5.5	186
1988-89	Steve Henson	4.7	141
1989-90	Steve Henson	4.4	141
1990-91	Jeff Wires	3.8	106
1991-92	Marcus Zeigler	5.4	134
1992-93	Anthony Beane	4.6	137
1993-94	Anthony Beane	4.5	153
1994-95	Elliot Hatcher	3.1	82
1995-96	Elliot Hatcher	3.3	89
1996-97	Aaron Swartzendruber	2.9	77
1997-98	Aaron Swartzendruber	3.4	99
1998-99	Chris Griffin	4.1	135
1999-00	Galen Morrison	2.7	60
2000-01	Larry Reid	3.8	109
2001-02	Larry Reid	5.3	149
2002-03	Frank Richards	4.9	146
2003-04	Frank Richards	3.6	102
2004-05	Clent Stewart	4.0	116
2005-06	Clent Stewart	3.1	85
2006-07	Clent Stewart	2.9	100
2007-08	Jacob Pullen	3.2	106
2008-09	Denis Clemente	3.5	122
2009-10	Denis Clemente	4.2	154
2010-11	Jacob Pullen	3.7	115
2011-12	Angel Rodriguez	3.2	101
2012-13	Angel Rodriguez	5.2	173
2013-14	Will Spradling	2.9	95
2014-15	Jevon Thomas	3.3	102
2015-16	Wesley Iwundu	3.7	123
2016-17	Kamau Stokes	4.1	145
2017-18	Kamau Stokes	3.4	103
2018-19	Kamau Stokes	3.3	110
2019-20	Cartier Diarra	4.2	134
2020-21	Mike McGuirl	3.6	103
2021-22	Markquis Nowell	5.0	136

### Most Assists/Conference Game

1.	14	Tim Jankovich vs. Kansas (3/7/1981)
2.	13	Jim Roder vs. Kansas (2/25/1984)
3.	12	Steve Henson vs. Colorado (1/21/1987)
12	12	Steve Henson vs. Oklahoma State (2/25/1989)
5.	11	Steve Henson vs. Colorado (1/18/1989)
11	11	Frank Richards vs. Texas A&M (1/25/2003)
7.	10	Eddie Smith vs. Iowa State (12/27/1968)
10	10	Wheeler Hughes vs. Oklahoma State (12/26/1969)
10	10	Lon Kruger vs. Kansas (12/28/1972)
10	10	Ed Galvao vs. Colorado (1/13/1983)
10	10	Jean Derouillere vs. Missouri (2/27/1991)
10	10	Marcus Zeigler vs. Nebraska (2/8/1992)
10	10	Clent Stewart vs. Missouri (2/12/2006)
10	10	Jacob Pullen vs. Colorado (2/13/2010)
10	10	Angel Rodriguez vs. Baylor (2/16/2013)
10	10	Angel Rodriguez vs. TCU (3/5/2013)
10	10	Marcus Foster at Baylor (2/15/2014)
10	10	Markquis Nowell at West Virginia (1/8/2022)

### Assists/Game Miscellaneous

- **Most Assists in a Game by a Freshman**
  - 12 Steve Henson vs. Colorado (1/21/1987)
- **Most Assists in a Game by a Sophomore**
  - 16 Keith Frazier vs. Central Missouri (12/18/1976)
- **Most Assists in a Game by a Junior**
  - 12 Steve Henson vs. Oklahoma State (2/25/1989)
- **Most Assists in a Game by a Senior**
  - 11 Larry Reid vs. Fairleigh Dickinson (12/29/2001)



Team Records

Season Steals

1.	#294	2017-18	37 gms
2.	282	1993-94	34 gms
3.	277	1986-87	31 gms
	277	2019-20	32 gms
5.	274	2009-10	37 gms
6.	271	2016-17	35 gms
7.	256	2018-19	34 gms
8.	249	2007-08	33 gms
	249	2015-16	33 gms
10.	247	2012-13	35 gms

Season Steals Per Game

1.	8.94	1986-87	31 gms
2.	8.71	1990-91	28 gms
3.	8.66	2019-20	32 gms
4.	8.44	1994-95	27 gms
5.	8.29	1993-94	34 gms
6.	7.95	2017-18	37 gms
7.	7.74	2016-17	35 gms
8.	7.55	2007-08	33 gms
	7.55	2015-16	33 gms
10.	7.53	2018-19	34 gms

Most Steals/Game

1.	19	Tulane	H	1/10/1976
#19		Northern Arizona	H	11/20/2017
3.	17	NW Missouri State	H	12/8/1990
	17	Missouri	H	1/3/1998
	17	Monmouth	H	11/13/2019
6.	16	South Dakota	H	11/28/1977
	16	Northern Iowa	H	11/25/1978
	16	UTSA	H	11/29/1999
9.	15	Truman State	H	12/20/1975
	15	South Dakota	H	12/10/1979
	15	Auburn-Montgomery	H	12/3/1981
	15	Tennessee Tech	H (port)	12/28/1985
	15	Murray State	H	12/29/1980
	15	Marshall	H	12/9/1993

Fewest Steals/Game

1.	0	Oklahoma State	A	1/9/1980
	0	Kansas	H	2/25/1984
#0		Northwestern	H	11/30/2002
	0	Kansas	H	1/28/2004
	0	Texas Tech	A	2/5/2013
	0	Texas	H	2/22/2016
5.	1	29 times		
		Kansas (last time)	A	2/2/2021



BARRY BROWN, JR.

Individual Records

Career Steals

1.	254	Barry Brown, Jr.	2015-19	139 gms
2.	210	Jacob Pullen	2007-11	135 gms
3.	195	Xavier Sneed	2016-20	137 gms
4.	190	Steve Henson	1986-90	127 gms
5.	135	Kamau Stokes	2015-19	119 gms
6.	133	Askia Jones	1989-94	124 gms
7.	128	Will Spradling	2010-14	134 gms
8.	121	Wesley Iwundu	2013-17	132 gms
9.	118	Ed Nealy	1979-82	95 gms
	118	Elliot Hatcher	1994-96	54 gms
	118	Dean Wade	2015-19	126 gms
	118	Mike McGuirl	2017-22	132 gms

Season Steals

1.	82	Barry Brown, Jr.	2016-17	35 gms
2.	67	Jacob Pullen	2009-10	37 gms
	67	Barry Brown, Jr.	2017-18	37 gms
4.	66	Jeff Wires	1990-91	28 gms
5.	65	Elliot Hatcher	1995-96	27 gms
	65	Barry Brown, Jr.	2018-19	34 gms
7.	62	Steve Henson	1989-90	32 gms
	62	Fred Peete	2004-05	29 gms
9.	59	Belvis Noland	1993-94	34 gms
	59	Xavier Sneed	2017-18	37 gms
	59	Markquis Nowell	2021-22	27 gms

Steals Miscellaneous

- **Most Steals by a Freshman**  
50 Steve Henson (1986-87)
- **Most Steals by a Sophomore**  
82 Barry Brown, Jr. (2016-17)
- **Most Steals by a Junior**  
67 Jacob Pullen (2009-10) / Barry Brown, Jr. (2017-18)
- **Most Steals by a Senior**  
66 Jeff Wires (1990-91)

Career Steals Per Game

1.	2.19	Elliot Hatcher	1994-96	54 gms
2.	1.83	Barry Brown, Jr.	2015-19	139 gms
3.	1.80	Belvis Noland	1993-95	61 gms
4.	1.56	Jacob Pullen	2007-11	135 gms
5.	1.50	Steve Henson	1986-90	127 gms
6.	1.46	Justin Edwards	2014-16	65 gms
7.	1.42	Xavier Sneed	2016-20	137 gms
8.	1.41	Jeff Wires	1989-91	58 gms
9.	1.40	Angel Rodriguez	2011-13	65 gms
10.	1.36	Anthony Beane	1992-94	64 gms

Season Steals Per Game

1.	2.41	Elliot Hatcher	1995-96	27 gms
2.	2.36	Jeff Wires	1990-91	28 gms
3.	2.34	Barry Brown, Jr.	2016-17	35 gms
4.	2.19	Markquis Nowell	2021-22	27 gms
5.	2.14	Fred Peete	2004-05	29 gms
6.	1.96	Elliot Hatcher	1994-95	27 gms
7.	1.94	Steve Henson	1989-90	32 gms
8.	1.91	Barry Brown, Jr.	2018-19	34 gms
9.	1.89	Belvis Noland	1994-95	27 gms
10.	1.81	Jacob Pullen	2009-10	37 gms
	1.81	Barry Brown, Jr.	2017-18	37 gms
	1.81	Cartier Diarra	2019-20	32 gms
	1.81	Xavier Sneed	2019-20	32 gms

Most Steals/Game

1.	8	Lynn Smith vs. South Dakota (11/29/1986)
	8	Elliot Hatcher vs. Wichita State (1/2/1996)
	8	Dominique Sutton vs. Idaho State (1/3/2009)
3.	7	Scott Langton vs. Vanderbilt (12/5/1977)
	7	Tyrone Adams vs. Northern Iowa (11/28/1981)
	7	Tyrone Adams vs. Auburn-Montgomery (12/3/1981)
	7	LaKeith Humphrey vs. Nebraska (1/28/1989)
	7	Steve Henson vs. Western Kentucky (1/2/1990)
	7	Markquis Nowell vs. TCU (1/12/2022)
9.	6	Scott Langton vs. Iowa State (2/1/1977)
	6	Glenn Marshall vs. Arkansas (3/6/1980)
	6	Ed Nealy vs. Missouri (2/4/1981)
	6	Galen Nickerson vs. Southern Illinois (1/11/1992)
	6	Elliot Hatcher vs. Wisconsin-Parkside (11/29/1994)
	6	Askia Jones vs. Mississippi State (3/17/1994)
	6	Elliot Hatcher vs. Loyola Chicago (11/28/1995)
	6	Elliot Hatcher vs. Colorado (1/13/1996)
	6	Jacob Pullen vs. Butler (3/27/2010)
	6	Barry Brown, Jr. vs. Northern Arizona (11/20/2017)
	6	Barry Brown, Jr. vs. Oklahoma State (1/10/2018)
	6	Barry Brown, Jr. vs. West Virginia (1/9/2019)

Annual Steals Leaders

Year	Player	Avg.	Total
1979-80	Glenn Marshall	1.4	38
1980-81	Ed Nealy	1.6	53
1981-82	Ed Nealy	1.3	41
1982-83	Fred Marshall	1.2	33
1983-84	Jim Roder	1.2	35
1984-85	Tom Alfaro	1.0	27
1985-86	Joe Wright	1.2	36
1986-87	Steve Henson	1.6	50
1987-88	Steve Henson	1.0	35
1988-89	LaKeith Humphrey	1.6	49
1989-90	Steve Henson	1.9	62
1990-91	Jeff Wires	2.4	66
1991-92	Galen Nickerson	1.3	38
1992-93	Anthony Beane	1.4	42
	Vincent Jackson	1.4	42
1993-94	Belvis Noland	1.7	59
1994-95	Elliot Hatcher	2.0	53
1995-96	Elliot Hatcher	2.4	65
1996-97	Mark Young	1.6	42
1997-98	Aaron Swartzendruber	1.5	44
1998-99	Chris Griffin	1.1	37
1999-00	Cortez Groves	1.4	37
2000-01	Larry Reid	1.1	32
2001-02	Larry Reid	1.5	43
2002-03	Frank Richards	1.1	32
2003-04	Jeremiah Massey	1.0	28
	Frank Richards	1.0	28
2004-05	Fred Peete	2.1	62
2005-06	Cartier Martin	1.0	27
2006-07	Blake Young	1.2	41
2007-08	Michael Beasley	1.3	42
2008-09	Jacob Pullen	1.6	54
2009-10	Jacob Pullen	1.8	67
2010-11	Jacob Pullen	1.6	49
2011-12	Angel Rodriguez	1.3	41
2012-13	Angel Rodriguez	1.5	50
2013-14	Will Spradling	1.4	45
2014-15	Justin Edwards	1.2	37
2015-16	Justin Edwards	1.8	58
2016-17	Barry Brown, Jr.	2.3	82
2017-18	Barry Brown, Jr.	1.8	67
2018-19	Barry Brown, Jr.	1.9	65
2019-20	Cartier Diarra	1.8	58
	Xavier Sneed	1.8	58
2020-21	Dajuan Gordon	1.2	30
2021-22	Markquis Nowell	2.2	59

Most Steals/Conference Game

1.	7	LaKeith Humphrey vs. Nebraska (2/11/1989)
	7	Markquis Nowell vs. TCU (1/12/2022)
3.	6	Scott Langton vs. Iowa State (2/1/1977)
	6	Ed Nealy vs. Missouri (2/4/1981)
	6	Elliot Hatcher vs. Colorado (1/13/1996)
	6	Barry Brown, Jr. vs. Oklahoma State (1/10/2018)
	6	Barry Brown, Jr. vs. West Virginia (1/9/2019)
8.	5	Josh Reid vs. Missouri (1/3/1998)
	5	Pero Vasiljevic vs. Missouri (1/3/1998)
	5	Aaron Swartzendruber at Nebraska (1/28/1988)
	5	Fred Peete at Iowa State (2/15/2005)
	5	Fred Peete at Kansas (3/2/2005)
	5	Cartier Martin vs. Colorado (2/18/2006)
	5	Jacob Pullen vs. Colorado (3/7/2009)
	5	Jacob Pullen vs. Oklahoma (2/19/2011)
	5	Justin Edwards at Oklahoma (1/9/2016)
	5	Barry Brown, Jr. vs. TCU (2/1/2017)
	5	Barry Brown, Jr. at West Virginia (2/11/2017)
	5	Xavier Sneed at Texas Tech (1/6/2018)
	5	Xavier Sneed vs. Oklahoma (3/9/2019)

Steals/Game Miscellaneous

- **Most Steals in a Game by a Freshman**  
4 Multiple times  
Last time: Barry Brown, Jr. at Texas Tech (3/5/2016)
- **Most Steals in a Game by a Sophomore**  
8 Dominique Sutton vs. Idaho State (1/3/2009)
- **Most Steals in a Game by a Junior**  
7 LaKeith Humphrey vs. Nebraska (2/11/1989)  
7 Markquis Nowell vs. TCU (1/12/2022)
- **Most Steals in a Game by a Senior**  
8 Lynn Smith vs. South Dakota (11/29/1986)  
8 Elliot Hatcher vs. Wichita State (1/2/1996)

Note: Steals began being kept in 1979-80.  
#Big 12 era

LOCATION KEY:  
port-Portland, Ore. | pitt-Pittsburgh, Pa.



## Team Records

## Season Blocks

1.	#187	2009-10	37 gms
2.	156	2011-12	33 gms
3.	154	2010-11	34 gms
4.	146	1998-99	33 gms
5.	130	2016-17	35 gms
6.	129	2006-07	35 gms
7.	129	2012-13	35 gms
8.	128	1996-97	27 gms
9.	121	1997-98	29 gms
10.	120	1995-96	29 gms

## Season Blocks Per Game

1.	#5.05	2009-10	37 gms
2.	4.74	1996-97	27 gms
3.	4.73	2011-12	33 gms
4.	4.53	2010-11	34 gms
5.	4.42	1998-99	33 gms
6.	4.21	1999-2000	28 gms
7.	4.17	1997-98	29 gms
8.	4.14	1995-96	29 gms
9.	4.03	2001-02	29 gms
10.	3.71	2016-17	35 gms

## Most Blocks/Game

1.	#13	Nebraska	H	1/15/1997
2.	12	Chicago State	H	1/22/2007
3.	11	Xavier	N (slc)	3/25/2010
4.	11	North Florida (OT)	H	12/11/2011
5.	10	UMKC	H	12/19/1998
6.	10	Western Illinois	H	11/15/2009
7.	10	North Texas	N (okc)	3/18/2010
8.	10	Texas	A	2/28/2011
9.	9	Western Carolina	H	11/14/1997
9.	9	Nebraska	H	1/8/2000
9.	9	Colorado	H	2/20/2002
9.	9	Lipscomb	H	12/20/2002
9.	9	Iowa State	H	3/11/2004
9.	9	Longwood	H	12/5/2005
9.	9	Texas Tech	A	2/25/2014

## Fewest Blocks/Game

1.	0	114 times
#	Kansas (last time)	A 2/22/2022



JORDAN HENRIQUEZ-ROBERTS

## Individual Records

## Career Blocks

1.	210	Jordan Henriquez-Roberts	2009-13	126 gms
2.	121	Manny Dies	1995-99	104 gms
3.	120	Shawn Rhodes	1995-99	116 gms
4.	110	D.J. Johnson	2012-17	129 gms
5.	107	Curtis Kelly	2009-11	62 gms
6.	103	Gerald Eaker	1995-97	54 gms
7.	101	Les Craft	1979-83	101 gms
8.	93	Jamar Samuels	2008-12	133 gms
9.	92	Pervis Pasco	2001-03	59 gms
9.	92	Makol Mawien	2017-20	103 gms

## Season Blocks

1.	77	Jordan Henriquez	2011-12	32 gms
2.	74	Curtis Kelly	2009-10	37 gms
3.	64	Jordan Henriquez-Roberts	2012-13	33 gms
4.	59	Gerald Eaker	1995-96	27 gms
5.	54	Michael Beasley	2007-08	33 gms
6.	52	D.J. Johnson	2016-17	35 gms
7.	50	Jason Bennett	2006-07	27 gms
8.	49	Manny Dies	1997-98	26 gms
9.	48	Kevin Howell	2000-01	29 gms
10.	46	Tony Kitt	1999-2000	28 gms
46	46	Pervis Pasco	2001-02	29 gms
46	46	Pervis Pasco	2002-03	30 gms

## Blocks Miscellaneous

- **Most Blocks by a Freshman**  
54 Michael Beasley (2007-08)
- **Most Blocks by a Sophomore**  
43 Jordan Henriquez-Roberts (2010-11)
- **Most Blocks by a Junior**  
77 Jordan Henriquez-Roberts (2011-12)
- **Most Blocks by a Senior**  
64 Jordan Henriquez-Roberts (2012-13)

## Career Blocks Per Game

1.	1.91	Gerald Eaker	1995-97	54 gms
2.	1.73	Curtis Kelly	2009-11	62 gms
3.	1.67	Jordan Henriquez-Roberts	2009-13	126 gms
4.	1.64	Michael Beasley	2007-08	33 gms
5.	1.56	Pervis Pasco	2001-03	59 gms
6.	1.85	Jason Bennett	2006-07	27 gms
7.	1.41	Tony Kitt	1998-2000	61 gms
8.	1.30	Darryl King	1990-92	33 gms
10.	1.30	Kevin Howell	1999-2001	57 gms
10.	1.16	Manny Dies	1995-99	104 gms

## Season Blocks Per Game

1.	2.41	Jordan Henriquez-Roberts	2011-12	32 gms
2.	2.19	Gerald Eaker	1995-96	27 gms
3.	2.00	Curtis Kelly	2009-10	37 gms
4.	1.94	Jordan Henriquez-Roberts	2012-13	33 gms
5.	1.89	Manny Dies	1997-98	26 gms
6.	1.85	Jason Bennett	2006-07	27 gms
7.	1.66	Kevin Howell	2000-01	29 gms
8.	1.64	Tony Kitt	1999-2000	28 gms
10.	1.64	Michael Beasley	2007-08	33 gms
10.	1.63	Gerald Eaker	1996-97	27 gms

## Most Blocks/Game

1.	8	Jason Bennett vs. Chicago State (1/22/2007)
2.	7	Jordan Henriquez-Roberts vs. Iowa State (2/25/2012)
3.	6	Tony Kitt vs. Kansas (3/6/1999)
6	6	Dramane Diarra vs. Stephen F. Austin (11/26/2005)
6	6	Jason Bennett at California (11/29/2006)
6	6	Curtis Kelly vs. South Dakota (1/3/2010)
6	6	Curtis Kelly at Texas A&M (1/22/2011)
6	6	Jordan Henriquez-Roberts vs. Kansas (2/13/2012)
6	6	Jordan Henriquez-Roberts vs. Southern Miss (3/15/2012)
6	6	Jordan Henriquez-Roberts vs. Lamar (11/12/2012)
10.	5	Les Craft vs. Northern Iowa (11/28/1981)
5	5	Les Craft vs. Arkansas (3/14/1982)
5	5	Les Craft vs. Colorado (2/19/1983)
5	5	Ben Mitchell vs. Nebraska (3/1/1986)
5	5	Norris Coleman vs. Missouri (2/1/1987)
5	5	Darryl King vs. NW Missouri State (12/8/1990)
5	5	Manny Dies vs. Colorado (1/25/1998)
5	5	Shawn Rhodes vs. Iowa State (2/18/1998)
5	5	Manny Dies vs. Oklahoma State (2/21/1998)
5	5	Kevin Howell vs. Texas (1/10/2001)
5	5	Pervis Pasco vs. North Texas (12/15/2001)
5	5	Pervis Pasco vs. Michigan (11/25/2002)
5	5	Tyler Hughes vs. Arkansas-Pine Bluff (11/29/2004)
5	5	Jason Bennett vs. Cleveland State (12/5/2006)
5	5	Jordan Henriquez vs. Western Illinois (11/15/2009)

## Annual Blocks Leaders

Year	Player	Avg.	Total
1982-83	Les Craft	1.4	39
1983-84	Ben Mitchell	1.1	31
1984-85	Tyrone Jackson	0.6	16
1985-86	Norris Coleman	0.9	27
1986-87	Norris Coleman	1.4	27
1987-88	Charles Bledsoe	0.7	24
1988-89	Tony Massop	0.9	26
1989-90	Tony Massop	0.7	21
1990-91	Darryl King	1.4	37
1991-92	Wylie Howard	0.7	21
1992-93	Deryl Cunningham	0.6	19
1993-94	Deryl Cunningham	0.6	20
1994-95	Tyrone Davis	0.7	18
1995-96	Gerald Eaker	2.2	59
1996-97	Gerald Eaker	1.6	44
1997-98	Manny Dies	1.9	49
1998-99	Manny Dies	1.3	40
1999-00	Tony Kitt	1.6	46
2000-01	Kevin Howell	1.7	48
2001-02	Pervis Pasco	1.6	46
2002-03	Pervis Pasco	1.5	46
2003-04	Jeremiah Massey	0.6	18
2004-05	Tyler Hughes	0.8	22
2005-06	Dramane Diarra	1.6	45
2006-07	Jason Bennett	1.9	50
2007-08	Michael Beasley	1.6	54
2008-09	Jamar Samuels	0.9	32
2009-10	Curtis Kelly	2.0	74
2010-11	Jordan Henriquez-Roberts	1.3	43
2011-12	Jordan Henriquez-Roberts	2.4	77
2012-13	Jordan Henriquez-Roberts	1.9	64
2013-14	Shane Southwell	1.1	33
2014-15	Wesley Iwundu	0.7	20
2015-16	D.J. Johnson	0.9	29
2016-17	D.J. Johnson	1.5	52
2017-18	Makol Mawien	1.1	42
2018-19	Makol Mawien	0.7	23
2019-20	Makol Mawien	0.8	27
2020-21	Kaosi Ezeagu	0.7	13
2021-22	Davion Bradford	0.5	13

## Most Blocks/Game (cont.)

5	Curtis Kelly vs. IUPUI (11/28/2009)
5	Curtis Kelly vs. Oklahoma State (1/23/2010)
5	Curtis Kelly at Nebraska (2/2/2010)
5	Curtis Kelly vs. Xavier (3/25/2010)
5	Jordan Henriquez-Roberts vs. Charleston Southern (11/11/2011)
5	Jordan Henriquez-Roberts at Virginia Tech (12/4/2011)
5	Jordan Henriquez-Roberts vs. Florida (12/22/2012)
5	Jordan Henriquez-Roberts vs. Baylor (2/16/2013)
5	Jordan Henriquez-Roberts vs. La Salle (3/22/2013)

## Most Blocks/Conference Game

1.	7	Jordan Henriquez-Roberts vs. Iowa State (2/25/2012)
2.	6	Curtis Kelly at Texas A&M (1/22/2011)
6	6	Jordan Henriquez-Roberts vs. Kansas (2/13/2012)
4.	5	Les Craft vs. Colorado (2/19/1983)
5	5	Ben Mitchell vs. Nebraska (3/1/1986)
5	5	Norris Coleman vs. Missouri (2/1/1987)
5	5	Manny Dies vs. Colorado (1/25/1998)
5	5	Shawn Rhodes vs. Iowa State (2/18/1998)
5	5	Manny Dies vs. Oklahoma State (2/21/1998)
5	5	Kevin Howell vs. Texas (1/10/2001)
5	5	Curtis Kelly vs. Oklahoma State (1/23/2010)
5	5	Curtis Kelly at Nebraska (2/2/2010)
5	5	Jordan Henriquez-Roberts vs. Baylor (2/16/2013)

## Blocks/Game Miscellaneous

- **Most Blocks in a Game by a Freshman**  
8 Jason Bennett vs. Chicago State (1/22/2007)
- **Most Blocks in a Game by a Sophomore**  
5 Tyler Hughes vs. Arkansas-Pine Bluff (11/29/2004)
- **Most Blocks in a Game by a Junior**  
7 Jordan Henriquez-Roberts vs. Iowa State (2/25/2012)
- **Most Blocks in a Game by a Senior**  
6 Dramane Diarra vs. Stephen F. Austin (11/26/2005)  
6 Curtis Kelly at Texas A&M (1/22/2011)  
6 Jordan Henriquez-Roberts vs. Lamar (11/12/2012)

Note: Blocks began being kept in 1982-83.

#Big 12 era

## LOCATION KEY:

lv-Las Vegas, Nev.  
pitt-Pittsburgh, Pa.

tuc-Tucson, Ariz.  
v.i.-St. Thomas, Virgin Islands



Individual Career and Single-Season Records

Career Games Played

1.	139	Barry Brown, Jr.	2015-19
2.	137	Xavier Sneed	2016-20
3.	135	Jacob Pullen	2007-11
	135	Rodney McGruder	2009-13
5.	134	Will Spradling	2010-14
6.	133	Jamar Samuels	2008-12
7.	132	Wesley Iwundu	2013-17
	132	Mike McGuirl	2017-22
9.	130	Martavious Irving	2009-13
10.	131	Thomas Gipson	2011-15

Consecutive Games Played

1.	139	Barry Brown, Jr.	2015-19
2.	127	Steve Henson	1987-90
3.	123	Ed Nealy	1978-82
4.	121	Rolando Blackman	1977-81
5.	117	Mike Evans	1974-78
6.	115	Jacob Pullen	2007-11
7.	111	Rodney McGruder	2009-13
8.	108	Lance Harris	2003-07
9.	104	Cartier Martin	2003-07
10.	103	Makol Mawien	2017-20

Season Games Played

1.	37	Denis Clemente	2009-10
	37	Curtis Kelly	2009-10
	37	Jacob Pullen	2009-10
	37	Dominique Sutton	2009-10
	37	Barry Brown, Jr.	2017-18
	37	Cartier Diarra	2017-18
	37	Makol Mawien	2017-18
	37	Xavier Sneed	2017-18
9.	36	Wally Judge	2009-10
	36	Jamar Samuels	2009-10
	36	Levi Stockard III	2017-18
	36	Amaad Wainright	2017-18

Career Games Started

1.	124	Wesley Iwundu	2013-17
2.	123	Dean Wade	2015-19
3.	118	Ed Nealy	1978-82
	118	Steve Henson	1987-90
5.	117	Barry Brown, Jr.	2015-19
6.	116	Mike Evans	1974-78
	116	Rolando Blackman	1977-81
	116	Jacob Pullen	2007-11
9.	107	Kamau Stokes	2015-19
10.	105	Will Spradling	2010-14

Consecutive Games Started

1.	118	Steve Henson	1987-90
2.	117	Barry Brown, Jr.	2015-19
3.	103	Makol Mawien	2017-20
4.	102	Rolando Blackman	1977-81
5.	101	Rodney McGruder	2009-13
6.	93	Mike Evans	1974-78
7.	87	Wesley Iwundu	2013-17
8.	82	Jacob Pullen	2007-11
9.	77	Bob Boozer	1956-59
10.	76	Dean Wade	2015-19

Season Games Started

1.	37	Denis Clemente	2009-10
	37	Curtis Kelly	2009-10
	37	Jacob Pullen	2009-10
	37	Barry Brown, Jr.	2017-18
	37	Makol Mawien	2017-18
	37	Xavier Sneed	2017-18
7.	36	Dominique Sutton	2009-10
8.	35	David Hoskins	2006-07
	35	Rodney McGruder	2012-13
	35	Barry Brown	2016-17
	35	Wesley Iwundu	2016-17
	35	Kamau Stokes	2016-17
	35	Dean Wade	2016-17

Career Minutes Played

1.	4,474	Steve Henson (1987-90)	127 gms
2.	4,472	Barry Brown, Jr. (2015-19)	139 gms
3.	3,978	Jacob Pullen (2007-11)	135 gms
4.	3,855	Xavier Sneed (2016-20)	137 gms
5.	3,728	Wesley Iwundu (2013-17)	132 gms
6.	3,708	Rodney McGruder (2009-13)	135 gms
7.	3,698	Will Spradling (2010-14)	134 gms
8.	3,695	Dean Wade (2015-19)	126 gms
9.	3,603	Kamau Stokes (2015-19)	119 gms
10.	3,547	Askia Jones (1989-94)	124 gms

Season Minutes Played

1.	1,285	Barry Brown, Jr. (2017-18)	37 gms
2.	1,284	Denis Clemente (2009-10)	37 gms
3.	1,243	Steve Henson (1987-88)	34 gms
4.	1,200	Mitch Richmond (1987-88)	34 gms
5.	1,189	Barry Brown, Jr. (2018-19)	34 gms
6.	1,173	Anthony Beane (1993-94)	34 gms
7.	1,171	Rodney McGruder (2012-13)	35 gms
8.	1,168	Jacob Pullen (2009-10)	37 gms
9.	1,165	Kamau Stokes (2016-17)	35 gms
10.	1,160	Xavier Sneed (2017-18)	37 gms

Career Minutes Played Per Game

1.	35.2	Steve Henson (1987-90)	127 gms
2.	35.0	Larry Reid (2000-02)	57 gms
3.	34.4	Anthony Beane (1992-94)	64 gms
4.	34.2	Norris Coleman (1985-87)	47 gms
5.	33.9	Elliot Hatcher (1994-96)	54 gms
6.	33.8	Mitch Richmond (1986-88)	64 gms
7.	32.4	Denis Clemente (2008-10)	69 gms
8.	32.2	Barry Brown, Jr. (2015-19)	139 gms
9.	31.2	Jean Derouillere (1989-91)	53 gms
10.	30.3	Kamau Stokes (2015-19)	119 gms

Season Minutes Played Per Game

1.	37.4	Steve Henson (1988-89)	30 gms
2.	36.2	Steve Henson (1989-90)	32 gms
3.	36.0	Jim Roder (1983-84)	29 gms
4.	35.4	Norris Coleman (1985-86)	28 gms
5.	35.3	Mitch Richmond (1987-88)	34 gms
6.	35.2	Larry Reid (2001-02)	28 gms
7.	35.0	Barry Brown, Jr. (2018-19)	34 gms
8.	34.9	Elliot Hatcher (1995-96)	27 gms
	34.9	Fred Peete (2004-05)	29 gms
10.	34.8	Larry Reid (2000-01)	29 gms

Most Minutes/Game

1.	50	Glenn Marshall vs. Nebraska (2/27/1979)
	50	Rolando Blackman vs. Nebraska (1/26/1980)
	50	Ed Nealy vs. Nebraska (1/26/1980)
4.	49	Rolando Blackman vs. Nebraska (2/27/1979)
5.	48	Jari Wills vs. Nebraska (1/26/1980)
	48	Denis Clemente vs. Xavier (3/25/2010)
7.	47	Tyrone Adams vs. Nebraska (2/27/1979)
	47	Jarrett Hart at Oregon State (12/6/2003)
9.	45	Rolando Blackman vs. Texas-El Paso (12/17/1977)
	45	Mike Evans vs. Texas-El Paso (12/17/1977)
	45	Tim Jankovich vs. Nebraska (1/26/1980)
	45	Rolando Blackman vs. Louisville (3/8/1980)
	45	Glenn Marshall vs. Louisville (3/8/1980)
	45	Ed Nealy vs. Louisville (3/8/1980)
	45	Rolando Blackman at Colorado (1/17/1983)
	45	Ed Nealy at Colorado (1/17/1983)
	45	Jim Roder at Indiana (12/21/1983)
	45	Eric Watson at Indiana (12/21/1983)
	45	Steve Henson vs. Kansas (2/4/1987)
	45	Steve Henson at Wichita State (2/19/1989)
	45	Fred Peete at Nebraska (1/8/2005)
	45	Will Spradling at Baylor (2/15/2014)
	45	Nino Williams at Baylor (2/15/2014)
	45	Wesley Iwundu at Baylor (1/20/2016)

Team Records

Most Personal Fouls/Game

1.	40	Colorado	N (kc)	12/29/1965
2.	35	Nebraska	A	2/7/1953
3.	34	Kansas	H	1/17/1953
	34	Nebraska	A	1/11/1954
5.	33	Iowa State	A	1/30/1965
	33	Iowa State	H	1/14/1967
#33		Texas	A	2/11/2012
8.	32	Missouri	A	1/24/1953
	32	Missouri	H	1/23/1954
	32	Missouri	A	1/9/2010
	32	Colorado	A	1/16/2010
	32	Arizona State	N (lv)	11/23/2017

Fewest Personal Fouls/Game

1.	#6	Bethune-Cookman	H	12/22/2003
2.	7	Oklahoma State	N (kc)	12/27/1976
	7	Arkansas-Pine Bluff	H	12/23/1996
4.	8	Nebraska	H	2/17/1964
	8	Oklahoma	N (kc)	12/30/1970
	8	Iowa State	A	2/19/1972
	8	Kansas	H	2/1/1975
	8	Wisconsin-Parkside	H	12/12/1981
	8	Missouri	H	3/1/1983
	8	LaSalle	N (nd)	3/17/1988
	8	Arkansas-Pine Bluff	H	12/4/2002
	8	Texas	H	1/2/2019

Individual Records

Career Personal Fouls

1.	414	Jamar Samuels (2008-12)	133 gms
2.	329	Ben Mitchell (1982-86)	107 gms
3.	328	Xavier Sneed (2016-20)	137 gms
4.	322	Thomas Gipson (2011-15)	131 gms
5.	319	Will Spradling (2010-14)	134 gms
6.	311	Steve Henson (1987-90)	127 gms
7.	308	D.J. Johnson (2012-17)	129 gms
8.	297	Makol Mawien (2017-20)	103 gms
9.	296	Ed Nealy (1978-82)	123 gms
10.	289	Tyrone Adams (1978-82)	110 gms

Season Personal Fouls

1.	114	Makol Mawien (2017-18)	37 gms
2.	113	Jamar Samuels (2009-10)	37 gms
3.	112	Dominique Sutton (2009-10)	37 gms
4.	111	Jamar Samuels (2010-11)	33 gms
	111	D.J. Johnson (2016-17)	35 gms
6.	106	Bob Boozer (1957-58)	27 gms
	106	Jerry Venable (1969-70)	28 gms
	106	Demond Davis (1993-94)	34 gms
9.	104	Roger Suttner (1963-64)	29 gms
	104	Charles Bledsoe (1987-88)	34 gms

Career Disqualifications

20	Steve Mitchell (1970-73)	107 gms
----	--------------------------	---------

Season Disqualifications

1.	11	Bob Boozer (1957-58)	27 gms
2.	9	David Hall (1970-71)	26 gms
	9	Steve Mitchell (1972-73)	28 gms
4.	8	Steve Mitchell (1970-71)	28 gms
	8	Ben Mitchell (1983-84)	29 gms
6.	7	Jerry Venable (1969-70)	28 gms
	7	Blake Young (2007-08)	33 gms
8.	6	Bob Zender (1969-70)	28 gms
	6	Les Craft (1982-83)	28 gms
	6	Keith Amerson (1990-91)	28 gms
	6	Richie Terry (2000-01)	29 gms
	6	Pervis Pasco (2002-03)	30 gms
	6	Luis Colon (2008-09)	34 gms
	6	D.J. Johnson (2015-16)	33 gms
	6	D.J. Johnson (2016-17)	35 gms
	6	Makol Mawien (2019-20)	32 gms

#Big 12 era

LOCATION KEY:  
kc-Kansas City, Mo.  
lv-Las Vegas, Nev.  
nd-Notre Dame, Ind.



## Single Game

### Most Points/Game

1.	44	Michael Beasley at Baylor (2/23/2008)
2.	40	Michael Beasley vs. Winston-Salem (12/22/2007)
	40	Michael Beasley vs. Missouri (2/16/2008)
4.	39	Michael Beasley vs. Kansas (3/1/2008)
5.	35	Michael Beasley vs. Nebraska (2/6/2008)
6.	34	Curtis Redding vs. Kansas (2/12/1977)
34		Marcus Foster vs. Texas (2/8/2014)
8.	33	Michael Beasley vs. Iowa State (1/26/2008)
33		Michael Beasley vs. Colorado (3/4/2008)
10.	32	Michael Beasley vs. Sacramento State (11/9/2007)
32		Michael Beasley at Oklahoma (1/12/2008)

### Most Rebounds/Game

1.	24	Michael Beasley vs. Sacramento State (11/9/2007)
2.	22	Michael Beasley vs. Western Illinois (11/17/2007)
3.	17	Michael Beasley vs. Missouri (2/16/2008)
4.	16	Ed Nealy at SMU (12/2/1978)
15		Michael Beasley vs. Winston-Salem State (12/22/2007)
15		Michael Beasley vs. Iowa State (1/26/2008)
15		Michael Beasley at Texas Tech (2/13/2008)
15		Michael Beasley vs. Texas (2/25/2008)
9.	14	Curtis Redding vs. Marquette (3/17/1977)
14		Michael Beasley vs. Pittsburg State (11/11/2007)
14		Michael Beasley vs. Colorado (3/4/2008)
12.	13	Curtis Redding vs. Oklahoma (2/23/1977)
13		Ed Nealy vs. Iowa State (12/29/1978)
13		Ed Nealy at Oklahoma (2/24/1979)
13		Michael Beasley vs. UCF (11/23/2007)
13		Michael Beasley vs. Notre Dame (12/4/2007)
13		Michael Beasley at Colorado (1/23/2008)
13		Michael Beasley vs. Nebraska (2/6/2008)
13		Michael Beasley vs. Oklahoma State (2/9/2008)
13		Michael Beasley at Baylor (2/23/2008)
13		Michael Beasley vs. Wisconsin (3/22/2008)
13		Thomas Gipson vs. George Washington (12/1/2011)
13		Dean Wade vs. Missouri (11/23/2015)

### Most Assists/Game

1.	12	Steve Henson at Colorado (1/21/1987)
2.	10	Marcus Foster at Baylor (2/15/2014)
3.	9	Steve Henson vs. Oklahoma (1/24/1987)
	9	Clent Stewart vs. Nebraska (3/5/2005)
	9	Nijel Pack vs. Oklahoma (2/23/2021)
6.	8	Jacob Pullen vs. Nebraska (2/6/2008)
	8	Angel Rodriguez vs. Iowa State (2/25/2012)
8.	7	Freddy Marshall vs. Northern Iowa (1/15/1983)
	7	Steve Henson at Iowa State (2/7/1987)
	7	Steve Henson vs. Missouri (2/24/1987)
	7	Clent Stewart vs. Iowa State (1/26/2005)
	7	Jacob Pullen at Nebraska (2/20/2008)
	7	Angel Rodriguez vs. Alabama (12/17/2011)
	7	Nijel Pack vs. UNLV (12/5/2020)

## Single Season

### Points

1.	866	Michael Beasley _____	2007-08
2.	516	Curtis Redding _____	1976-77
3.	513	Marcus Foster _____	2013-14
4.	498	Bill Walker _____	2007-08
5.	492	Mike Evans _____	1974-75
6.	328	Dean Wade _____	2015-16
7.	319	Jacob Pullen _____	2007-08
8.	315	Rolando Blackman _____	1977-78
9.	305	Nijel Pack _____	2020-21
10.	286	Ed Nealy _____	1978-79

### Rebounds

1.	408	Michael Beasley _____	2007-08
2.	230	Ed Nealy _____	1978-79
4.	212	Curtis Redding _____	1976-77
5.	196	Bill Walker _____	2007-08
6.	187	Rolando Blackman _____	1977-78
7.	176	Dean Harris _____	1973-74
8.	168	Dean Wade _____	2015-16
9.	161	Jamar Samuels _____	2008-09
10.	155	Thomas Gipson _____	2011-12

### Assists

1.	116	Clent Stewart _____	2004-05
2.	114	Steve Henson _____	1986-87
3.	106	Jacob Pullen _____	2007-08
4.	101	Angel Rodriguez _____	2011-12
5.	91	Nijel Pack _____	2020-21
6.	88	Benny Green _____	1985-86
	88	Glenn Marshall _____	1978-79
8.	84	Marcus Foster _____	2013-14
9.	73	Nick Williams _____	2001-02
	73	Cartier Diarra _____	2017-18

### Steals

1.	50	Steve Henson _____	1986-87
2.	42	Michael Beasley _____	2007-08
3.	41	Angel Rodriguez _____	2011-12
4.	40	Jacob Pullen _____	2007-08
	40	Barry Brown, Jr. _____	2015-16
	40	Dajuan Gordon _____	2019-20
7.	33	Freddy Marshall _____	1982-83
	33	Xavier Sneed _____	2016-17
9.	32	Benny Green _____	1985-86
10.	28	Will Spradling _____	2010-11
	28	Cartier Diarra _____	2017-18
	28	Nijel Pack _____	2020-21

### Blocked Shots

1.	54	Michael Beasley _____	2007-08
2.	50	Jason Bennett _____	2006-07
3.	32	Jamar Samuels _____	2008-09

4.	27	Norris Coleman _____	1985-86
5.	26	Jordan Henriquez _____	2009-10
6.	24	Shawn Rhodes _____	1995-96
7.	20	Tyrone Jackson _____	1982-83
8.	18	Wally Judge _____	2009-10
9.	17	Ben Mitchell _____	1982-83
	17	Bill Walker _____	2007-08
	17	Dean Wade _____	2015-16
	17	Isaiah Maurice _____	2016-17

### Field Goal Percentage

1.	62.1	Davion Bradford _____	2020-21
2.	58.6	Isaiah Maurice _____	2016-17
3.	53.2	Michael Beasley _____	2007-08
4.	52.0	Levi Stockard III _____	2017-18
5.	51.4	Jamar Samuels _____	2008-09
6.	50.0	Tre Harris _____	2014-15
7.	49.1	Thomas Gipson _____	2011-12
8.	48.0	Tyrone Adams _____	1978-79
9.	47.8	Mike Evans _____	1974-75
10.	47.2	Rolando Blackman _____	1977-78

### 3-Point Field Goals Made

1.	79	Marcus Foster _____	2013-14
2.	60	Nijel Pack _____	2020-21
3.	45	Barry Brown, Jr. _____	2015-16
4.	42	Brian Henson _____	1991-92
5.	40	Jacob Pullen _____	2007-08
	40	Will Spradling _____	2010-11
7.	38	Xavier Sneed _____	2016-17
8.	36	Michael Beasley _____	2007-08
9.	35	Bill Walker _____	2007-08
	35	Kamau Stokes _____	2015-16

### 3-Point Field Goal Percentage

1.	45.5	Tre Harris _____	2014-15
2.	40.6	Steve Henson _____	1986-87
3.	40.5	Cartier Diarra _____	2017-18
	40.5	Nijel Pack _____	2020-21
5.	39.5	Marcus Foster _____	2013-14
6.	38.2	Brian Henson _____	1991-92
7.	37.9	Michael Beasley _____	2007-08
8.	37.7	Nick Williams _____	2001-02
9.	37.0	Will Spradling _____	2010-11
10.	36.8	Dez Willingham _____	2003-04

### Free Throw Percentage

1.	83.2	Curtis Redding _____	1976-77
2.	82.6	Steve Henson _____	1986-87
3.	81.5	Mike Evans _____	1974-75
4.	79.4	Nijel Pack _____	2020-21
5.	78.9	Ed Nealy _____	1978-79
6.	77.4	Michael Beasley _____	2007-08
7.	74.7	Nick Williams _____	2001-02
8.	73.7	Bill Walker _____	2007-08
9.	73.4	Marcus Foster _____	2013-14
10.	72.6	Xavier Sneed _____	2016-17

### Games Played

1.	37	Cartier Diarra _____	2017-18
2.	36	Wally Judge _____	2009-10
	36	Levi Stockard III _____	2017-18
4.	35	Xavier Sneed _____	2016-17
5.	34	Jamar Samuels _____	2008-09
	34	Will Spradling _____	2010-11
7.	33	10 times (last time)	
		Barry Brown, Jr. _____	2015-16
		Dean Wade _____	2015-16

### Games Started

1.	33	Michael Beasley _____	2007-08
	33	Marcus Foster _____	2013-14
3.	32	Wesley Iwundu _____	2013-14
4.	31	Dean Wade _____	2015-16
5.	29	Clent Stewart _____	2004-05
6.	28	Bill Walker _____	2007-08
7.	26	Ayome May _____	1995-96
8.	25	Glenn Marshall _____	1978-79
	25	Nick Williams _____	2001-02
	25	Davion Bradford _____	2020-21
10.	24	Rolando Blackman _____	1977-78
	24	Ed Nealy _____	1978-79
	24	Nijel Pack _____	2020-21

## True Freshmen Starters in Season Openers (16)

Date	Player	Opponent	Min.	Pts	FG-A	3FG-A	FT-A	Reb.	Asts	Stls	Blks
Dec. 1, 1973	Dean Harris	Utah	—	7	3-9	—	1-2	4	—	—	—
Nov. 30, 1974	Mike Evans	Montana State	—	30	14-18	—	2-2	4	—	—	—
Nov. 27, 1976	Curtis Redding	Vanderbilt	—	14	4-18	—	6-6	6	3	1	0
Nov. 25, 1978	Ed Nealy	Northern Iowa	26	6	3-9	—	0-1	7	3	3	0
Nov. 27, 1982	Fred Marshall	Southern Colorado	27	6	3-7	—	0-0	0	1	1	0
Nov. 21, 2003	Dez Willingham	Birmingham-Southern	27	13	3-5	3-5	0-0	0	1	1	0
Nov. 19, 2004	Clent Stewart	North Dakota State	34	8	3-8	2-4	0-0	2	5	0	0
Nov. 11, 2006	Luis Colon	William & Mary	20	4	1-2	0-0	2-2	7	1	0	0
Nov. 9, 2007	Ron Anderson	Sacramento State	12	4	2-5	0-0	0-0	6	0	1	0
Nov. 9, 2007	Michael Beasley	Sacramento State	31	32	12-20	1-2	7-11	24	4	2	4
Nov. 9, 2007	Jacob Pullen	Sacramento State	27	18	7-11	2-4	2-2	1	5	2	0
Nov. 8, 2013	Marcus Foster	Northern Colorado	30	8	3-12	0-6	2-4	4	2	0	0
Nov. 13, 2015	Kamau Stokes	UMES	16	3	1-4	1-3	0-0	2	3	2	0
Nov. 13, 2015	Dean Wade	UMES	21	8	1-4	0-1	6-10	2	0	1	0
Nov. 5, 2019	Montavious Murphy	North Dakota State	33	2	1-2	0-1	0-1	6	0	0	0
Nov. 25, 2020	Nijel Pack	Drake	32	9	3-6	3-5	0-0	1	5	1	0

## Other Notable Freshman Debuts

Date	Player	Opponent	Min.	Pts	FG-A	3FG-A	FT-A	Reb.	Asts	Stls	Blks
Nov. 26, 1977	Rolando Blackman	Northern Illinois	31	15	7-10	—	1-1	8	1	0	0
Nov. 25, 1978	Ed Nealy	Northern Iowa	26	6	3-9	—	0-1	7	3	3	0
Nov. 29, 1986	Steve Henson	South Dakota	31	8	0-3	0-0	8-8	2	0	0	0
Nov. 13, 2015	Barry Brown, Jr.	UMES	23	17	7-15	3-7	0-0	4	2	2	0
Nov. 11, 2016	Xavier Sneed	Western Illinois	21	17	6-9	4-5	1-1	4	1	0	0



Freshman Records

**Points**

- 866 Michael Beasley 2007-08
- 516 Curtis Redding 1976-77
- 513 Marcus Foster 2013-14
- 498 Bill Walker 2007-08
- 492 Mike Evans 1974-75
- 328 Dean Wade 2015-16
- 319 Jacob Pullen 2007-08
- 315 Rolando Blackman 1977-78
- 305 Nijel Pack 2020-21
- 286 Ed Nealy 1978-79

**Rebounds**

- 408 Michael Beasley 2007-08
- 230 Ed Nealy 1978-79
- 212 Curtis Redding 1976-77
- 196 Bill Walker 2007-08
- 187 Rolando Blackman 1977-78
- 176 Dean Harris 1973-74
- 168 Dean Wade 2015-16
- 161 Jamar Samuels 2008-09
- 155 Thomas Gipson 2011-12

**Assists**

- 116 Clent Stewart 2004-05
- 114 Steve Henson 1986-87
- 106 Jacob Pullen 2007-08
- 101 Angel Rodriguez 2011-12
- 91 Nijel Pack 2020-21
- 88 Benny Green 1985-86
- 88 Glenn Marshall 1978-79
- 84 Marcus Foster 2013-14
- 73 Nick Williams 2001-02
- 73 Cartier Diarra 2017-18

**Steals**

- 50 Steve Henson 1986-87
- 42 Michael Beasley 2007-08
- 41 Angel Rodriguez 2011-12
- 40 Jacob Pullen 2007-08
- 40 Barry Brown, Jr. 2015-16
- 40 DuJuan Gordon 2019-20
- 33 Freddy Marshall 1982-83
- 33 Xavier Sneed 2016-17
- 32 Benny Green 1985-86
- 28 Will Spradling 2010-11
- 28 Cartier Diarra 2017-18
- 28 Nijel Pack 2020-21

**Blocked Shots**

- 54 Michael Beasley 2007-08
- 50 Jason Bennett 2006-07
- 32 Jamar Samuels 2008-09
- 27 Norris Coleman 1985-86
- 26 Jordan Henriquez 2009-10
- 24 Shawn Rhodes 1995-96
- 20 Tyrone Jackson 1982-83
- 18 Wally Judge 2009-10
- 17 Ben Mitchell 1982-83
- 17 Bill Walker 2007-08
- 17 Dean Wade 2015-16
- 17 Isaiah Maurice 2016-17

**Field Goals Made**

- 307 Michael Beasley 2007-08
- 213 Mike Evans 1974-75
- 196 Curtis Redding 1976-77
- 181 Bill Walker 2007-08
- 177 Marcus Foster 2013-14
- 127 Rolando Blackman 1977-78
- 115 Ed Nealy 1978-79
- 111 Dean Wade 2015-16
- 109 Nijel Pack 2020-21
- 108 Jacob Pullen 2007-08

**Field Goals Attempted**

- 577 Michael Beasley 2007-08
- 461 Curtis Redding 1976-77
- 446 Mike Evans 1974-75
- 418 Marcus Foster 2013-14
- 389 Bill Walker 2007-08
- 287 Barry Brown, Jr. 2015-16
- 269 Rolando Blackman 1977-78
- 269 Jacob Pullen 2007-08
- 266 Ed Nealy 1978-79
- 261 Nijel Pack 2020-21

**Field Goal Percentage**

- 62.1 Davion Bradford 2020-21
- 58.6 Isaiah Maurice 2016-17
- 53.2 Michael Beasley 2007-08
- 52.0 Levi Stockard III 2017-18
- 51.4 Jamar Samuels 2008-09
- 50.0 Tre Harris 2014-15
- 49.1 Thomas Gipson 2011-12
- 48.0 Tyrone Adams 1978-79
- 47.8 Mike Evans 1974-75
- 47.2 Rolando Blackman 1977-78

**3-Point Field Goals Made**

- 79 Marcus Foster 2013-14
- 60 Nijel Pack 2020-21
- 45 Barry Brown, Jr. 2015-16
- 42 Brian Henson 1991-92
- 40 Jacob Pullen 2007-08
- 40 Will Spradling 2010-11
- 38 Xavier Sneed 2016-17
- 36 Michael Beasley 2007-08
- 35 Bill Walker 2007-08
- 35 Kamau Stokes 2015-16

**3-Point Field Goal Percentage**

- 45.5 Tre Harris 2014-15
- 40.6 Steve Henson 1986-87
- 40.5 Cartier Diarra 2017-18
- 40.5 Nijel Pack 2020-21
- 39.5 Marcus Foster 2013-14
- 38.2 Brian Henson 1991-92
- 37.9 Michael Beasley 2007-08
- 37.7 Nick Williams 2001-02
- 37.0 Will Spradling 2010-11
- 36.8 Dez Willingham 2003-04

**Free Throws Made**

- 216 Michael Beasley 2007-08
- 124 Curtis Redding 1976-77
- 101 Bill Walker 2007-08
- 97 Jamar Samuels 2008-09
- 80 Marcus Foster 2013-14
- 80 Dean Wade 2015-16
- 73 Angel Rodriguez 2011-12
- 71 Wesley Iwundu 2013-14
- 69 Marques Hayden 2002-03
- 66 Mike Evans 1974-75

**Free Throw Percentage**

- 83.2 Curtis Redding 1976-77
- 82.6 Steve Henson 1986-87
- 81.5 Mike Evans 1974-75
- 79.4 Nijel Pack 2020-21
- 78.9 Ed Nealy 1978-79
- 77.4 Michael Beasley 2007-08
- 74.7 Nick Williams 2001-02
- 73.7 Bill Walker 2007-08
- 73.4 Marcus Foster 2013-14
- 72.6 Xavier Sneed 2016-17

**Games Played**

- 37 Cartier Diarra 2017-18
- 36 Wally Judge 2009-10
- 36 Levi Stockard III 2017-18
- 35 Xavier Sneed 2016-17
- 34 Jamar Samuels 2008-09
- 34 Will Spradling 2010-11
- 33 Michael Beasley 2007-08
- 33 Martavious Irving 2009-10
- 33 Rodney McGruder 2009-10
- 33 Jacob Pullen 2007-08
- 33 Travis Reynolds 1998-99
- 33 Thomas Gipson 2011-12
- 33 Marcus Foster 2013-14
- 33 Wesley Iwundu 2013-14
- 33 Barry Brown 2015-16
- 33 Dean Wade 2015-16

**Games Started**

- 33 Michael Beasley 2007-08
- 33 Marcus Foster 2013-14
- 32 Wesley Iwundu 2013-14
- 31 Dean Wade 2015-16
- 29 Clent Stewart 2004-05
- 28 Bill Walker 2007-08
- 26 Ayome May 1995-96
- 25 Glenn Marshall 1978-79
- 25 Nick Williams 2001-02
- 25 Davion Bradford 2020-21
- 24 Rolando Blackman 1977-78
- 24 Ed Nealy 1978-79
- 24 Nijel Pack 2020-21

**Minutes Played**

- 1,041 Michael Beasley 2007-08
- 969 Marcus Foster 2013-14
- 950 Steve Henson 1986-87
- 922 Clent Stewart 2004-05
- 879 Cartier Diarra 2017-18
- 871 Dean Wade 2015-16
- 852 Barry Brown, Jr. 2015-16
- 846 Bill Walker 2007-08
- 818 Nick Williams 2001-02
- 806 Nijel Pack 2020-21

Sophomore Records

**Points**

- 609 Norris Coleman 1985-86
- 514 Curtis Redding 1977-78
- 505 Nijel Pack 2021-22
- 502 Mike Evans 1975-76
- 483 Rolando Blackman 1978-79
- 472 Jacob Pullen 2008-09
- 464 Askia Jones 1991-92
- 450 Bob Boozer 1956-57
- 434 Jack Parr 1955-56
- 412 Xavier Sneed 2017-18

**Rebounds**

- 340 Jack Parr 1955-56
- 288 Jesse Priscock 1951-52
- 276 David Hall 1969-70
- 270 Ed Nealy 1979-80
- 237 Bob Boozer 1956-57
- 225 Norris Coleman 1985-86
- 222 Roy Smith 1964-65
- 211 Ernie Kusnyer 1970-71
- 211 Steve Mitchell 1971-72
- 206 Dick Knostman 1950-51

**Assists**

- 186 Steve Henson 1987-88
- 173 Angel Rodriguez 2012-13
- 163 Jim Roder 1982-83
- 145 Kamau Stokes 2016-17
- 109 Fred Peete 2004-05
- 109 Jacob Pullen 2008-09
- 102 Jevon Thomas 2014-15
- 91 Will Spradling 2011-12
- 85 Clent Stewart 2005-06
- 82 Ron Meyer 1985-86

**Steals**

- 82 Barry Brown, Jr. 2016-17
- 62 Fred Peete 2004-05
- 59 Xavier Sneed 2017-18
- 54 Jacob Pullen 2008-09
- 50 Angel Rodriguez 2012-13
- 39 Nijel Pack 2021-22
- 38 Kamau Stokes 2016-17
- 37 Dominique Sutton 2008-09
- 35 Jim Roder 1982-83
- 35 Steve Henson 1987-88
- 35 Jevon Thomas 2014-15

**Blocked Shots**

- 43 Jordan Henriquez 2010-11
- 42 Makol Mawien 2017-18
- 31 Ben Mitchell 1983-84
- 30 Shawn Rhodes 1996-97
- 24 Jamar Samuels 2009-10
- 23 Dean Wade 2016-17
- 22 Tyler Hughes 2004-05
- 20 Wesley Iwundu 2014-15
- 18 Manny Dies 1996-97
- 18 D.J. Johnson 2013-14

**Field Goals Made**

- 254 Norris Coleman 1985-86
- 216 Mike Evans 1975-76
- 202 Curtis Redding 1977-78
- 200 Rolando Blackman 1978-79
- 175 Nijel Pack 2021-22
- 157 Askia Jones 1991-92
- 153 Jack Parr 1955-56
- 153 Jacob Pullen 2008-09
- 146 Barry Brown, Jr. 2016-17
- 141 Xavier Sneed 2017-18

**Field Goals Attempted**

- 490 Norris Coleman 1985-86
- 437 Curtis Redding 1977-78
- 425 Mike Evans 1975-76
- 403 Jacob Pullen 2008-09
- 392 Rolando Blackman 1978-79
- 385 Nijel Pack 2021-22
- 373 Jack Parr 1955-56
- 354 Barry Brown 2016-17
- 353 Askia Jones 1991-92
- 338 Xavier Sneed 2017-18

**Field Goal Percentage**

- 59.8 Makol Mawien 2017-18
- 56.1 Kaosi Ezeagu 2020-21
- 53.9 Jamar Samuels 2009-10
- 53.4 Marques Hayden 2003-04
- 52.2 Ben Mitchell 1983-84
- 52.1 Tyrone Adams 1979-80
- 52.0 Earl Seyfert 1965-66
- 51.8 Jim Roder 1982-83
- 51.8 Norris Coleman 1985-86
- 51.7 Thomas Gipson 2012-13

**3-Point Field Goals Made**

- 95 Nijel Pack 2021-22
- 78 Askia Jones 1991-92
- 75 Jacob Pullen 2008-09
- 69 Rodney McGruder 2010-11
- 65 Xavier Sneed 2017-18
- 64 Kamau Stokes 2016-17
- 59 Marcus Foster 2014-15
- 58 Lance Harris 2004-05
- 55 Angel Rodriguez 2012-13
- 54 Fred Brown 2008-09

**3-Point Field Goal Percentage**

- 50.6 Steve Henson 1987-88
- 43.6 Nijel Pack 2021-22
- 42.3 Cartier Martin 2004-05
- 41.5 Fred Brown 2008-09
- 41.4 Lance Harris 2004-05
- 40.8 Rodney McGruder 2010-11
- 40.2 Dean Wade 2016-17
- 40.0 Askia Jones 1991-92
- 36.8 Duane Davis 1997-98
- 36.7 Josh Reid 1997-98

**Free Throws Made**

- 178 Bob Boozer 1956-57
- 128 Jack Parr 1955-56
- 119 David Hoskins 2005-06
- 116 Jamar Samuels 2009-10
- 111 Steve Henson 1987-88
- 111 Lon Kruger 1971-72
- 110 Curtis Redding 1977-78
- 107 Kamau Stokes 2016-17
- 101 Norris Coleman 1985-86
- 93 Steve Mitchell 1971-72

**Free Throw Percentage**

- 92.5 Steve Henson 1987-88
- 87.5 Ismael Massoud 2021-22
- 85.4 Mike Evans 1975-76
- 84.5 Nijel Pack 2021-22
- 83.0 Tyrone Adams 1979-80
- 82.6 Angel Rodriguez 2012-13
- 82.0 Will Spradling 2011-12
- 80.0 Askia Jones 1991-92
- 78.7 Tim Janovich 1979-80
- 78.2 Kent Poore 1953-54

**Games Played**

- 37 Makol Mawien 2017-18
- 37 Xavier Sneed 2017-18
- 36 Jamar Samuels 2009-10
- 35 Thomas Gipson 2012-13
- 35 Barry Brown, Jr. 2016-17
- 35 Kamau Stokes 2016-17
- 35 Dean Wade 2016-17
- 34 Ron Anderson 2008-09
- 34 Fred Brown 2008-09
- 34 Jordan Henriquez 2010-11
- 34 Steve Henson 1987-88
- 34 Rodney McGruder 2010-11
- 34 Jacob Pullen 2008-09
- 34 Dominique Sutton 2008-09
- 34 Nino Williams 2012-13
- 34 Mike McGuiri 2018-19

**Games Started**

- 37 Makol Mawien 2017-18
- 37 Xavier Sneed 2017-18
- 35 Barry Brown, Jr. 2016-17
- 35 Kamau Stokes 2016-17
- 35 Dean Wade 2016-17
- 34 Steve Henson 1987-88
- 34 Rodney McGruder 2010-11
- 34 Jacob Pullen 2008-09
- 33 Will Spradling 2011-12
- 33 Angel Rodriguez 2012-13

**Minutes Played**

- 1,243 Steve Henson 1987-88
- 1,165 Kamau Stokes 2016-17
- 1,160 Xavier Sneed 2017-18
- 1,146 Barry Brown, Jr. 2016-17
- 1,044 Jim Roder 1982-83
- 1,040 Rodney McGruder 2010-11
- 1,029 Will Spradling 2011-12
- 1,027 Jacob Pullen 2008-09
- 1,011 Fred Peete 2004-05
- 992 Norris Coleman 1985-86



## Junior Records

### Points

1.	715	Jacob Pullen	2009-10
2.	640	Chuckie Williams	1974-75
3.	590	Barry Brown, Jr.	2017-18
4.	566	Mike Evans	1976-77
5.	559	Mitch Richmond	1986-87
6.	555	Steve Henson	1988-89
7.	552	Rolando Blackman	1979-80
8.	544	Bob Boozer	1957-58
9.	533	Dean Wade	2017-18
10.	523	Rodney McGruder	2011-12

### Rebounds

1.	319	Dick Knostman	1951-52
2.	315	Larry Comley	1960-61
3.	301	Ed Nealy	1980-81
4.	290	Jack Parr	1956-57
5.	284	David Hall	1970-71
6.	283	Gene Williams	1967-68
7.	281	Bob Boozer	1957-58
8.	255	Willie Murrell	1962-63
9.	251	Tony Kitt	1998-99
10.	250	Deryl Cunningham	1992-93

### Assists

1.	146	Frank Richards	2002-03
2.	141	Steve Henson	1988-89
3.	137	Anthony Beane	1992-93
4.	136	Markquis Nowell	2021-22
5.	134	Cartier Diarra	2019-20
6.	125	Jacob Pullen	2009-10
7.	123	Wesley Iwundu	2015-16
8.	120	Barry Brown, Jr.	2017-18
9.	119	Tim Jankovich	1980-81
10.	112	Denis Clemente	2008-09

### Steals

1.	67	Jacob Pullen	2009-10
	67	Barry Brown, Jr.	2017-18
3.	59	Belvis Noland	1993-94
	59	Markquis Nowell	2021-22
5.	58	Cartier Diarra	2019-20
6.	53	Elliot Hatcher	1994-95
	53	Ed Nealy	1980-81
8.	51	Richie Terry	2000-01
	51	Dean Wade	2017-18
10.	49	LaKeith Humphrey	1988-89

### Blocked Shots

1.	77	Jordan Henriquez	2011-12
2.	74	Curtis Kelly	2009-10
3.	59	Gerald Eaker	1995-96
4.	49	Manny Dies	1997-98
5.	46	Pervis Pasco	2001-02
6.	45	Les Craft	1981-82
7.	40	Tony Kitt	1998-99
8.	38	Shawn Rhodes	1997-98
9.	37	Darryl King	1990-91
10.	29	D.J. Johnson	2015-16

### Field Goals Made

1.	290	Chuckie Williams	1974-75
2.	227	Mike Evans	1976-77
3.	226	Rolando Blackman	1979-80
4.	211	Larry Comley	1960-61
5.	203	Barry Brown, Jr.	2017-18
6.	201	Jacob Pullen	2009-10
	201	Curtis Redding	1977-78
8.	198	Dean Wade	2017-18
9.	195	Bob Boozer	1957-58
10.	192	Steve Henson	1988-89

### Field Goals Attempted

1.	594	Chuckie Williams	1974-75
2.	570	Larry Comley	1960-61
3.	480	Jacob Pullen	2009-10
4.	468	Mike Evans	1976-77
5.	453	Barry Brown, Jr.	2017-18
6.	450	Mitch Richmond	1986-87
7.	441	Bob Boozer	1957-58
8.	419	Rolando Blackman	1979-80
9.	413	Steve Henson	1988-89
10.	412	Denis Clemente	2008-09

### Field Goal Percentage

1.	60.8	D.J. Johnson	2015-16
2.	60.1	Tony Kitt	1998-99
3.	60.0	Steve Soldner	1977-79
4.	56.5	Curtis Kelly	2009-10
5.	56.4	Randy Reed	1980-81
6.	56.2	Thomas Gipson	2013-14
7.	55.8	Pervis Pasco	2001-02
8.	55.6	Carl Gerlach	1974-75
9.	55.0	Dean Wade	2017-18
10.	54.5	Manny Dies	1997-98

### 3-Point Field Goals Made

1.	110	Jacob Pullen	2009-10
2.	79	Steve Henson	1988-89
3.	72	Will Scott	1986-87
4.	64	Galen Morrison	1999-00
5.	59	Denis Clemente	2008-09
6.	55	Josh Reid	1998-99
7.	54	Xavier Sneed	2018-19
8.	51	Cartier Diarra	2019-20
9.	50	Cartier Martin	2005-06
	50	Rodney McGruder	2011-12

### 3-Point Field Goal Percentage

1.	52.9	Will Scott	1986-87
2.	44.6	Steve Henson	1988-89
3.	44.0	Dean Wade	2017-18
4.	43.6	Shane Southwell	2012-13
5.	42.7	Cartier Martin	2005-06
6.	40.5	Phineas Atchinson	2000-01
7.	40.2	Elliot Hatcher	1994-95
8.	39.8	Marcus Zeigler	1990-91
	39.8	Mike McGuire	2019-20
10.	39.6	Jacob Pullen	2009-10

### Free Throws Made

1.	203	Jacob Pullen	2009-10
2.	171	David Hoskins	2006-07
3.	154	Bob Boozer	1957-58
4.	142	Barry Brown, Jr.	2017-18
5.	132	Cartier Martin	2005-06
6.	122	Curtis Kelly	2009-10
7.	120	Dick Knostman	1951-52
	120	Jeremiah Massey	2003-04
9.	118	Mitch Richmond	1986-87
10.	112	Mike Evans	1976-77

### Free Throw Percentage

1.	92.0	Steve Henson	1988-89
2.	86.4	Will Spradling	2012-13
3.	85.7	Lon Kruger	1972-73
4.	85.4	Aaron Swartzendruber	1996-97
5.	85.0	LaKeith Humphrey	1988-89
6.	84.1	Cartier Martin	2005-06
7.	82.9	Markquis Nowell	2021-22
8.	82.5	Will Scott	1986-87
9.	82.2	Jacob Pullen	2009-10
	82.2	Chuckie Williams	1974-75

### Games Played

1.	37	Curtis Kelly	2009-10
	37	Jacob Pullen	2009-10
	37	Dominique Sutton	2009-10
	37	Barry Brown, Jr.	2017-18
5.	35	David Hoskins	2006-07
	35	Clent Stewart	2006-07
	35	Blake Young	2006-07
8.	34	Luis Colon	2008-09
	34	Demond Davis	1993-94
	34	Mark Dobbins	1987-88
	34	Buster Glover	1987-88
	34	Fred McCoy	1987-88
	34	Belvis Noland	1993-94
	34	Will Spradling	2012-13

### Games Started

1.	37	Curtis Kelly	2009-10
	37	Jacob Pullen	2009-10
	37	Barry Brown, Jr.	2017-18
4.	36	Dominique Sutton	2009-10
5.	35	David Hoskins	2006-07
6.	34	Luis Colon	2008-09
	34	Demond Davis	1993-94
	34	Makol Mawien	2018-19
	33	Ed Nealy	1980-81
	33	Rodney McGruder	2011-12
	33	Will Spradling	2012-13
	33	Wesley Iwundu	2015-16
	33	Xavier Sneed	2018-19

### Minutes Played

1.	1,285	Barry Brown, Jr.	2017-18
2.	1,168	Jacob Pullen	2009-10
3.	1,123	Steve Henson	1988-89
4.	1,085	Rodney McGruder	2011-12
5.	1,070	Wesley Iwundu	2015-16
6.	1,031	Anthony Beane	1992-93
7.	1,014	Xavier Sneed	2018-19
8.	1,008	Larry Reid	2000-01
9.	997	Cartier Diarra	2019-20
10.	973	LaKeith Humphrey	1988-89

### Points

1.	786	Mitch Richmond	1987-88
2.	729	Askia Jones	1993-94
3.	691	Bob Boozer	1958-59
4.	648	Willie Murrell	1963-64
5.	626	Jacob Pullen	2010-11
6.	613	Denis Clemente	2009-10
7.	599	Cartier Martin	2006-07
8.	585	Chuckie Williams	1975-76
9.	556	Steve Henson	1989-90
10.	555	Mike Evans	1977-78

### Rebounds

1.	321	Willie Murrell	1963-64
2.	306	Bob Boozer	1958-59
3.	298	Gene Williams	1968-69
4.	295	Deryl Cunningham	1993-94
5.	271	Cedric Price	1993-94
6.	270	Larry Dassie	1976-77
7.	268	Ed Nealy	1981-82
8.	267	David Hall	1971-72
9.	260	Mark Smith	2021-22
10.	259	Jack Parr	1957-58

### Assists

1.	154	Denis Clemente	2009-10
2.	153	Anthony Beane	1993-94
3.	149	Larry Reid	2001-02
4.	141	Steve Henson	1989-90
5.	135	Chris Griffin	1998-99
6.	134	Marcus Zeigler	1991-92
7.	129	Tyrone Adams	1981-82
8.	125	Mitch Richmond	1987-88
9.	123	Tim Jankovich	1981-82
10.	121	Wesley Iwundu	2016-17

### Steals

1.	66	Jeff Wires	1990-91
2.	65	Elliot Hatcher	1995-96
	65	Barry Brown, Jr.	2018-19
4.	62	Steve Henson	1989-90
5.	58	Justin Edwards	2015-16
	58	Xavier Sneed	2019-20
7.	51	Belvis Noland	1994-95
8.	49	Jacob Pullen	2010-11
9.	47	Askia Jones	1993-94
10.	45	Anthony Beane	1993-94
	45	Will Spradling	2013-14

### Blocked Shots

1.	64	Jordan Henriquez	2012-13
2.	52	D.J. Johnson	2016-17
3.	48	Kelvin Howell	2000-01
4.	46	Tony Kitt	1999-00
	46	Pervis Pasco	2002-03
6.	45	Dramane Diarra	2005-06
7.	44	Gerald Eaker	1996-97
8.	40	Manny Dies	1998-99
9.	39	Les Craft	1982-83
10.	33	Curtis Kelly	2010-11
	33	Shane Southwell	2013-14

### Field Goals Made

1.	290	Chuckie Williams	1975-76
2.	268	Mitch Richmond	1987-88
3.	251	Willie Murrell	1963-64
4.	247	Bob Boozer	1958-59
5.	234	Mike Evans	1977-78
6.	227	Askia Jones	1993-94
7.	213	Denis Clemente	2009-10
8.	204	Rodney McGruder	2012-13
9.	202	Rolando Blackman	1980-81
10.	197	Cartier Martin	2006-07

### Field Goals Attempted

1.	572	Chuckie Williams	1975-76
2.	568	Bob Boozer	1958-59
3.	536	Willie Murrell	1963-64
4.	533	Askia Jones	1993-94
5.	526	Denis Clemente	2009-10
6.	521	Mitch Richmond	1987-88
7.	476	Mike Wroblewski	1961-62
8.	471	Mike Evans	1977-78
9.	462	Rodney McGruder	2012-13
10.	448	Jacob Pullen	2010-11

### Field Goal Percentage

1.	62.3	D.J. Johnson	2016-17
2.	60.4	Marcus McCollough	1997-98
3.	58.4	Steve Soldner	1978-79
4.	57.1	Ben Mitchell	1985-86
5.	56.9	Randy Reed	1981-82
6.	56.8	Ed Nealy	1981-82
7.	56.7	Tony Massop	1989-90
	56.7	Darryl Winston	1976-77
9.	56.6	Tom Alfaro	1984-85
10.	56.0	Carl Gerlach	1975-76
	56.0	Steve Mitchell	1972-73

### 3-Point Field Goals Made

1.	110	Askia Jones	1993-94
2.	93	Steve Henson	1989-90
3.	88	Denis Clemente	2009-10
4.	80	Gilson DeJesus	2002-03
5.	78	Cartier Martin	2006-07
6.	74	Jacob Pullen	2010-11
7.	70	Cortez Groves	1999-00
	70	Will Scott	1987-88
9.	67	Kamau Stokes	2018-19
10.	61	Anthony Beane	1993-94
	61	Belvis Noland	1994-95

### 3-Point Field Goal Percentage

1.	49.6	Will Scott	1987-88
2.	46.9	Mitch Richmond	1987-88
3.	43.7	Gilson DeJesus	2002-03
4.	43.7	Steve Henson	1989-90
5.	43.5	Galen Morrison	1999-00
6.	42.2	Mark Dobbins	1988-89
7.	41.8	Dean Wade	2018-19
8.	39.8	Martavious Irving	2012-13
9.	39.4	Jarrett Hart	2003-04
10.	39.4	Askia Jones	1993-94



Kansas State has appeared on national television 345 times in the last 44 seasons (since the 1978-79 season), posting a 156-189 record. K-State has played on national television 296 times in the past 16 seasons - more than 18 games a season - since the 2006-07 season. The Wildcats have appeared in the ESPN Family of Networks (ESPN, ESPN2, ESPNU, ESPNNews and Big 12 Now) a combined 310 times since 1980.

**ABC Sports (2-2)**

3/13/1988	vs. 4 Oklahoma [Big Eight Championship]	L, 83-88
2/3/2007	at 22 Texas	W, 73-72
3/3/2007	Oklahoma	W, 72-61
2/14/2009	16 Kansas	L, 74-85

**Big Ten Network (1-0)**

12/19/2021	at Nebraska	W, 67-58
------------	-------------	----------

**CBS Sports (4-7)**

1/17/1998	at 3 Kansas	L, 62-69
3/20/2008	vs. USC [NCAA Midwest First Round]	W, 80-67
3/22/2008	vs. 6 Wisconsin [NCAA Midwest Second Round]	L, 55-72
3/20/2010	vs. BYU [NCAA West Second Round]	W, 84-72
3/25/2010	vs. 25 Xavier [NCAA West Semifinals]	W, 101-96 (2 OTs)
3/27/2010	vs. 8 Butler [NCAA West Final]	L, 56-63
3/17/2012	vs. 2 Syracuse [NCAA East Third Round]	L, 59-75
3/21/2014	vs. Kentucky [NCAA Midwest Second Round]	L, 49-56
3/22/2018	vs. 22 Kentucky [NCAA South Semifinals]	W, 61-58
2/22/2020	Texas	L, 59-70
2/29/2020	Kansas	L, 58-62

**CBS Sports Network (2-1)**

12/8/2012	at George Washington	W, 65-62
12/17/2016	vs. Colorado State [Duel in Denver]	W, 89-70
12/18/2018	at Tulsa	L, 46-47

**ESPN (25-50) | Big Monday (9-15)**

12/8/1980	at Arizona State	L, 61-84
12/27/1980	vs. 17 Arkansas	W, 47-46
1/20/1982	Oklahoma	W, 47-42
2/6/1982	Colorado	W, 65-58
2/1/1983	at Oklahoma State	L, 47-71
3/1/1983	13 Missouri	L, 47-49
2/18/1988	Kansas	L, 63-64
1/25/1989	at Oklahoma State	L, 71-89
11/25/1989	vs. Michigan State	L, 68-73
12/14/1989	Tulsa	W, 75-69
12/23/1989	at North Carolina	L, 63-79
1/16/1990	3 Oklahoma	W, 66-51
2/8/1990	1 Missouri	W, 65-58
1/29/1991	24 Kansas [ESPN's Big Monday]	L, 69-78
2/5/1991	23 Oklahoma	W, 95-70
2/19/1991	Oklahoma State	L, 65-76
1/6/1992	at 3 Oklahoma State [ESPN's Big Monday]	L, 34-72
2/3/1992	at 3 Kansas [ESPN's Big Monday]	L, 58-80
1/18/1993	1 Kansas [ESPN's Big Monday]	L, 65-71
2/8/1993	at Missouri [ESPN's Big Monday]	L, 51-67
3/14/1993	vs. Missouri [Big Eight Championship]	L, 56-68
1/17/1994	at 1 Kansas [ESPN's Big Monday]	W, 68-64
1/12/1995	at Nebraska	L, 56-78
1/6/1996	Iowa State	W, 72-55
1/4/1997	1 Kansas	L, 59-62
11/23/1998	vs. 17 Indiana [Maui Invitational]	L, 70-71
2/1/1999	Kansas [ESPN's Big Monday]	L, 46-69
11/16/1999	at 10 Arizona [Preseason NIT]	L, 69-88
3/6/2004	10 Texas	W, 58-48
1/8/2007	Texas Tech [ESPN's Big Monday]	L, 52-62
2/19/2007	9 Kansas [ESPN's Big Monday]	L, 62-71
3/19/2007	DePaul [NIT Second Round]	L, 65-70
12/4/2007	vs. Notre Dame [Jimmy V Classic]	L, 59-68
1/19/2008	10 Texas A&M	W, 75-54
2/9/2008	Oklahoma State	W, 82-61
2/25/2008	5 Texas [ESPN's Big Monday]	L, 65-74
3/1/2008	6 Kansas	L, 74-88
1/18/2010	1 Texas [ESPN's Big Monday]	W, 71-62
1/30/2010	2 Kansas	L, 79-81 (OT)
3/13/2010	vs. Kansas [Big 12 Championship]	L, 64-72
11/16/2010	22 Virginia Tech	W, 73-57
1/17/2011	at 15 Missouri [ESPN's Big Monday]	L, 59-75
1/22/2011	at 11 Texas A&M	L, 56-64
1/24/2011	Baylor [ESPN's Big Monday]	W, 69-61
1/29/2011	at 6 Kansas	L, 66-90
2/14/2011	1 Kansas [ESPN's Big Monday]	W, 84-68
2/26/2011	20 Missouri	W, 80-70
2/28/2011	at 7 Texas [ESPN's Big Monday]	W, 75-70
2/11/2012	at Texas	L, 64-75
2/13/2012	4 Kansas [ESPN's Big Monday]	L, 53-59
11/23/2012	vs. 4 Michigan [NIT Tip-Off Championship]	L, 57-71



JACOB PULL AND DICK VITALE

2/11/2013	at 14 Kansas [ESPN's Big Monday]	L, 62-83
2/18/2013	West Virginia [ESPN's Big Monday]	W, 71-61
3/16/2013	vs. 7 Kansas [Big 12 Championship]	L, 54-70
1/11/2014	at 18 Kansas	L, 60-86
2/10/2014	7 Kansas [ESPN's Big Monday]	W, 85-82 (OT)
3/3/2014	at Oklahoma State [ESPN's Big Monday]	L, 61-77
11/25/2014	vs. 3 Arizona [Maui Invitational]	L, 68-72
11/26/2014	vs. Pittsburgh [Maui Invitational]	L, 47-70
1/31/2015	at 9 Kansas	L, 57-68
2/7/2015	25 Texas	L, 57-61
2/23/2015	8 Kansas [ESPN's Big Monday]	W, 70-63
2/6/2017	3 Kansas [ESPN's Big Monday]	L, 71-74
2/11/2017	at 13 West Virginia	L, 66-85
1/13/2018	at 12 Kansas	L, 72-73
1/29/2018	vs. 7 Kansas [ESPN's Big Monday]	L, 56-70
3/3/2018	vs. Baylor	W, 77-67
3/9/2018	vs. 9 Kansas [Big 12 Semifinals]	L, 67-83
1/26/2019	at Texas A&M [SEC/Big 12 Challenge]	L, 53-65
2/5/2019	vs. 13 Kansas	W, 74-67
1/18/2019	at West Virginia [ESPN's Big Monday]	W, 65-51
1/25/2019	at 15 Kansas [ESPN's Big Monday]	L, 49-64
3/10/2021	vs. TCU [Big 12 First Round]	W, 71-50
3/11/2021	vs. 2 Baylor [Big 12 Quarterfinals]	L, 68-74
2/22/2022	at 5 Kansas	L, 83-102

**ESPN2 (38-51)**

1/9/1996	Oklahoma	L, 59-64
2/10/1997	Nebraska	W, 61-53
2/4/2000	2 Kansas	L, 71-98
3/13/2003	vs. Colorado [Big 12 First Round]	L, 76-77
3/2/2005	9 Kansas [Big 12 Second Round]	L, 65-72
2/22/2006	7 Texas	L, 64-65
1/3/2007	at Xavier	L, 66-76
3/10/2007	vs. 2 Kansas [Big 12 Semifinals]	L, 61-67
11/22/2007	vs. George Mason [Old Spice Classic]	L, 77-87
11/29/2007	17 Oregon	L, 77-80 (OT)
2/13/2008	at Texas Tech	L, 75-84
2/20/2008	at Nebraska	L, 64-71
1/21/2009	Baylor	L, 65-83
3/3/2009	at Oklahoma State	L, 71-77
1/9/2010	at Missouri	L, 68-74

1/12/2010	Texas A&M	W, 88-65
2/6/2010	at Iowa State	W, 79-75
11/22/2010	vs. 18 Gonzaga [CBE Classic Semifinals]	W, 81-64
11/23/2010	vs. 1 Duke [CBE Classic Championship]	L, 68-82
12/21/2010	vs. UNLV [Wildcat Classic]	L, 59-63
1/8/2011	at Oklahoma State	L, 62-76
12/8/2011	vs. West Virginia [Wichita Wildcat Classic]	L, 80-85 (2 OTs)
12/25/2011	vs. LBSU [Diamond Head Championship]	W, 77-60
1/18/2012	Texas	W, 84-80
2/21/2012	at 3 Missouri	W, 78-68
2/28/2012	at Texas A&M	W, 76-70
3/8/2012	vs. Baylor [Big 12 Championship Quarterfinals]	L, 72-84
11/13/2012	Ala.-Huntsville	W, 87-26
12/15/2012	vs. 14 Gonzaga [Battle in Seattle]	L, 52-68
12/22/2012	vs. 8 Florida [Wildcat Classic]	W, 67-61
1/30/2013	Texas	W, 83-57
2/2/2013	at Oklahoma	W, 52-50
2/9/2013	Iowa State	W, 79-70
3/2/2013	at Baylor	W, 64-61
12/5/2013	Ole Miss	W, 61-58
12/21/2013	vs. 21 Gonzaga [Wichita Wildcat Classic]	W, 72-62
1/14/2014	25 Oklahoma	W, 72-66
1/21/2014	at Texas	L, 64-67
2/25/2014	at Texas Tech	W, 60-56
3/13/2014	vs. 16 Iowa State [Big 12 Quarterfinals]	L, 85-91
11/24/2014	vs. Purdue [EA Sports Maui Invitational]	W, 88-79
12/6/2014	at Tennessee [SEC/Big 12 Challenge]	L, 64-65
1/20/2015	at 9 Iowa State	L, 71-77
1/24/2015	Oklahoma State	W, 63-53
1/27/2015	17 West Virginia	L, 59-65
2/14/2015	17 Oklahoma	W, 59-56
2/28/2015	12 Iowa State	W, 70-69
3/7/2015	at Texas	L, 49-62
11/24/2015	vs. 9 North Carolina [CBE Classic Championship]	L, 70-80
2/3/2016	at 7 Kansas	L, 59-77
2/20/2016	2 Kansas	L, 63-72
2/27/2016	at 17 Iowa State	L, 61-80
3/10/2016	vs. 1 Kansas [Big 12 Quarterfinals]	L, 63-85
1/3/2017	at 3 Kansas	L, 88-90
1/21/2017	7 West Virginia	W, 79-75
1/28/2017	at Tennessee [SEC/Big 12 Challenge]	L, 58-70
2/15/2017	Iowa State	L, 79-87
3/10/2017	11 West Virginia [Big 12 Semifinals]	L, 50-51



## ESPN2 (cont.)

12/20/2017	at Washington State	W, 68-65
2/3/2018	at 15 West Virginia	L, 51-89
2/24/2018	at Oklahoma	L, 77-86
3/8/2018	vs. TCU [Big 12 Quarterfinals]	W, 66-64 (OT)
12/22/2018	vs. Vanderbilt [Wildcat Classic]	W, 69-58
1/12/2019	at 20 Iowa State	W, 58-57
1/16/2019	at 20 Oklahoma	W, 74-61
1/19/2019	TCU	W, 65-55
1/22/2019	14 Texas Tech	W, 58-45
2/9/2019	at Baylor	W, 70-63
2/12/2019	at Texas	W, 71-64
2/16/2019	23 Iowa State	L, 64-78
2/23/2019	Oklahoma State	W, 85-46
3/2/2019	Baylor	W, 66-60
3/4/2019	at TCU	W, 64-52
3/9/2019	Oklahoma	W, 68-53
3/14/2019	vs. TCU [Big 12 Quarterfinals]	W, 70-61
3/15/2019	vs. Iowa State [Big 12 Semifinals]	L, 59-63
12/7/2019	Marquette	L, 65-73
1/21/2020	at Kansas	L, 60-81
1/25/2020	at Alabama	L, 74-77
2/1/2020	at West Virginia	L, 57-66
2/3/2020	Baylor	L, 67-73
2/8/2020	at Iowa State	L, 63-73
2/19/2020	at Texas Tech	L, 62-69
1/9/2021	Oklahoma State	L, 54-70
1/23/2021	14 West Virginia	L, 47-69
1/27/2021	at 2 Baylor	L, 59-107
2/23/2021	7 Oklahoma	W, 62-57
2/27/2021	at 10 West Virginia	L, 43-65
12/8/2021	Marquette [Big East/Big 12 Battle]	L, 63-64
1/15/2022	19 Texas Tech	W, 62-51
2/14/2022	West Virginia	W, 78-73
2/28/2022	at 12 Texas Tech	L, 68-73

## ESPNU (56-44)

1/31/2007	Missouri	W, 80-73
3/9/2007	vs. Texas Tech [Big 12 Quarterfinals]	W, 66-45
3/14/2007	Vermont [NIT First Round]	W, 59-57
11/23/2007	vs. UCF [Old Spice Classic]	W, 73-71 (OT)
11/25/2007	vs. Rider [Old Spice Classic]	W, 82-69
12/31/2007	vs. Xavier	L, 77-103
1/23/2008	at Colorado	W, 72-56
11/28/2008	vs. Kentucky [Las Vegas Invitational]	L, 72-74
2/11/2008	Texas Tech	W, 85-73
2/25/2009	at 8 Missouri	L, 74-94
11/20/2009	vs. Ole Miss [Puerto Rico Tip-Off]	L, 74-86
11/22/2009	vs. 18 Dayton [Puerto Rico Tip-Off]	W, 83-75
12/5/2009	Washington State	W, 86-69
12/8/2009	Xavier	W, 71-56
2/20/2010	at Oklahoma	W, 83-68
2/27/2010	Missouri	W, 63-53
11/12/2010	James Madison	W, 75-61
1/12/2011	Colorado	L, 66-74
2/12/2011	at Colorado	L, 56-58
2/23/2011	at Nebraska	W, 61-57
12/4/2011	at Virginia Tech	W, 69-61
12/17/2011	vs. Alabama [Hy-Vee Wildcat Classic]	W, 71-58
12/22/2011	vs. Southern Illinois [Diamond Head Classic]	W, 83-58
12/23/2011	vs. UTEP [Diamond Head Classic]	W, 78-70
1/25/2012	at Texas Tech	W, 69-47
11/21/2012	vs. Delaware [NIT Tip-Off Semifinals]	W, 66-63
1/16/2013	at TCU	W, 67-54
2/16/2013	Baylor	W, 81-61
2/25/2013	Texas Tech	W, 75-55
3/15/2013	vs. 14 Oklahoma State [Big 12 Semifinals]	W, 68-57
11/21/2013	vs. Charlotte [Puerto Rico Tip-Off]	L, 61-68
11/22/2013	vs. Georgetown [Puerto Rico Tip-Off]	L, 63-90
1/4/2014	6 Oklahoma State	W, 74-71
2/15/2014	at Baylor	L, 73-87 (2 OTs)
2/19/2014	TCU	W, 65-53
3/1/2014	15 Iowa State	W, 80-73
12/20/2014	vs. Texas A&M	W, 71-64
12/31/2014	Georgia	L, 46-50
1/3/2015	at Oklahoma State	L, 47-61
1/10/2015	at 16 Oklahoma	W, 66-63 (OT)
1/17/2015	22 Baylor	W, 63-61
2/4/2015	at Texas Tech	L, 47-64
2/11/2015	at 21 West Virginia	L, 72-76
2/21/2015	at 20 Baylor	L, 42-69
3/11/2015	vs. TCU [Big 12 First Round]	L, 65-67
11/23/2015	vs. Missouri [CBE Classic Semifinal]	W, 66-42
1/2/2016	19 West Virginia	L, 83-87 (2 OTs)
1/16/2016	17 Iowa State	L, 63-76
1/23/2016	Oklahoma State	W, 89-73
1/30/2016	Ole Miss [Big 12/SEC Challenge]	W, 69-64
2/6/2016	1 Oklahoma	W, 80-69
2/22/2016	25 Texas	L, 70-71

3/9/2016	vs. Oklahoma State [Big 12 First Round]	W, 75-71
1/14/2017	1 Baylor	L, 68-77
1/18/2017	at Oklahoma State	W, 96-88
1/24/2017	at Iowa State	L, 65-70
2/22/2017	Oklahoma State	L, 68-80
2/25/2017	at Oklahoma	L, 51-81
3/1/2017	at TCU	W, 75-74
3/9/2017	vs. 9 Baylor [Big 12 Quarterfinals]	W, 70-64
12/9/2017	at Iowa State	W, 91-75
1/1/2018	6 West Virginia	L, 69-77
1/16/2018	4 Oklahoma	W, 87-69
1/20/2018	24 TCU	W, 73-68
1/22/2018	at Baylor	W, 90-83
1/27/2018	Georgia [Big 12-SEC Challenge]	W, 56-51
2/10/2018	7 Texas Tech	L, 47-66
2/14/2018	at Oklahoma State	W, 82-72
2/17/2018	Iowa State	W, 78-66
2/21/2018	Texas	W, 58-48
2/27/2018	at TCU	L, 59-66
1/2/2019	Texas	L, 47-67
1/5/2019	at 11 Texas Tech	L, 57-63
1/9/2019	West Virginia	W, 71-69
2/2/2019	at Oklahoma State	W, 75-57
12/14/2019	vs. Mississippi State	L, 61-67
1/7/2020	TCU	L, 57-59
1/18/2020	West Virginia	W, 84-68
2/11/2020	Oklahoma State	L, 59-64
3/4/2020	at Oklahoma State	L, 63-69
3/11/2020	vs. TCU [Big 12 First Round]	W, 53-49
11/25/2020	Drake	L, 70-80
11/27/2020	Colorado	L, 58-76
11/30/2020	Kansas City	W, 62-58
12/15/2020	at Iowa State	W, 74-65
1/2/2021	TCU	L, 60-67
1/5/2021	at 18 Texas Tech	L, 71-82
1/30/2021	Texas A&M [SEC/Big 12 Challenge]	L, 61-68
2/13/2021	at 23 Oklahoma State	L, 60-67
12/5/2021	at Wichita State	W, 65-59
1/1/2022	at Oklahoma	L, 69-71
1/12/2022	TCU	L, 57-60
1/29/2022	at Ole Miss	L, 56-67
2/2/2022	Oklahoma State	W, 71-68
2/5/2022	at TCU	W, 75-63
2/12/2022	at Iowa State	W, 75-69 (OT)
2/19/2022	at Oklahoma State	L, 79-82 (OT)
2/26/2022	Iowa State	L, 73-74
3/9/2022	vs. West Virginia	L, 67-73

## ESPNews (8-10)

1/7/2015	TCU	W, 58-53
1/14/2015	Texas Tech	W, 58-51
1/9/2016	at 2 Oklahoma	L, 76-86
1/20/2016	at 13 Baylor	L, 72-79 (2 OTs)
1/26/2016	at 9 West Virginia	L, 55-70
2/10/2016	21 Baylor	L, 72-82
2/13/2016	at Oklahoma State	L, 55-58
2/16/2016	at TCU	W, 63-49
3/5/2016	at Texas Tech	L, 71-80
12/30/2016	Texas	W, 65-62
1/7/2017	Oklahoma	W, 75-64
1/10/2017	at Texas Tech	L, 65-66
2/1/2017	TCU	L, 80-86 (OT)
2/4/2017	at 2 Baylor	W, 56-54
3/4/2017	Texas Tech	W, 61-48
1/10/2018	Oklahoma State	W, 86-82
11/22/2021	vs. 13 Arkansas [Hall of Fame Classic]	L, 64-72
11/23/2021	vs. 14 Illinois [Hall of Fame Classic]	L, 64-72

## FSN (1-2)

11/29/2006	at California	L, 48-78
12/7/2008	at Oregon	L, 70-75
12/3/2010	at Washington State	W, 63-58

## FS1 (1-4)

11/23/2017	vs. Arizona State	L, 90-92
11/24/2017	vs. George Washington	W, 67-59
12/1/2018	at Marquette	L, 71-83
11/25/2019	vs. Pittsburgh	L, 59-63
11/27/2019	vs. Bradley	L, 60-73

## FS2 (1-0)

12/28/2013	vs. Tulane	W, 72-41
------------	------------	----------

## Longhorn Network (4-2)

2/23/2013	at Texas	W, 81-69
1/5/2016	at Texas	L, 57-60
2/18/2017	at Texas	W, 64-61
2/7/2018	at Texas	W, 67-64
1/16/2021	at Texas	L, 67-82
1/18/2022	at Texas	W, 66-65

## NBC Sports (0-1)

2/5/1983	at 10 Missouri	L, 50-82
----------	----------------	----------

## SEC Network (2-1)

12/4/2015	at Georgia	W, 68-66
12/12/2015	at 25 Texas A&M	L, 68-78
12/3/2017	at Vanderbilt	W, 84-79

## TBS (0-2)

3/24/2018	vs. Loyola Chicago [NCAA South Final]	L, 62-78
3/22/2019	vs. UC Irvine [NCAA South First Round]	L, 64-70

## TNT (1-1)

3/19/2011	vs. 16 Wisconsin [NCAA Southeast Third Round]	L, 65-70
3/18/2018	vs. Creighton [NCAA South First Round]	W, 69-59

## TruTV (4-2)

3/17/2011	vs. 19 Utah State [NCAA Southeast Second Round]	W, 73-68
3/15/2012	vs. Southern Miss [NCAA East Second Round]	W, 70-64
3/22/2013	vs. La Salle [NCAA West Second Round]	L, 61-63
3/14/2017	vs. Wake Forest [NCAA First Four]	W, 95-88
3/17/2017	vs. 16 Cincinnati [NCAA South First Round]	L, 61-75
3/18/2018	vs. UNBC [NCAA South Second Round]	W, 50-43

## Big 12 Now (19-18)

In the spring of 2019, the Big 12 Conference and ESPN agreed to significantly expand their existing rights agreement, which runs through 2024-25. Under the expanded agreement, hundreds of additional Big 12 sporting events annually will be distributed on the **Big 12 Now on ESPN+** digital platforms.

11/5/2019	North Dakota State	W, 67-54
11/13/2019	Monmouth	W, 73-54
11/19/2019	Arkansas-Pine Bluff	W, 62-51
12/2/2019	Florida A&M	W, 76-58
12/11/2019	Alabama State	W, 86-41
12/21/2019	Saint Louis	L, 63-66
12/29/2019	Tulsa	W, 69-67
1/4/2020	at Oklahoma	L, 61-66
1/14/2020	23 Texas Tech	L, 63-77
1/29/2020	Oklahoma	W, 61-53
2/15/2020	at TCU	L, 57-68
2/25/2020	at 2 Baylor	L, 66-85
3/7/2020	Iowa State	W, 79-63
12/5/2020	UNLV	L, 58-68
12/8/2020	Fort Hays State	L, 68-81
12/11/2020	Milwaukee	W, 76-75
12/19/2020	2 Baylor	L, 69-100
12/21/2020	Jacksonville	W, 70-46
12/29/2020	Omaha	W, 60-58
2/2/2021	at 23 Kansas	L, 51-74
2/6/2021	13 Texas Tech	L, 62-73
2/9/2021	13 Texas	L, 77-80
2/17/2021	23 Kansas	L, 41-59
2/20/2021	at TCU	W, 62-54
3/6/2021	Iowa State	W, 62-56
11/10/2021	Florida A&M	W, 67-57
11/17/2021	Omaha	W, 79-64
11/28/2021	North Dakota	W, 84-42
12/1/2021	UAlbany	W, 71-43
12/12/2021	Green Bay	W, 82-64
12/21/2021	McNeese	W, 74-59
1/4/2022	14 Texas	L, 57-70
1/8/2022	at West Virginia	L, 68-71
1/22/2022	7 Kansas	L, 75-78
1/25/2022	at 4 Baylor	L, 49-74
2/9/2022	10 Baylor	L, 60-75
3/5/2022	Oklahoma	L, 71-78



Team Records

Most Points (Since 1946-47)

1.	125 (125-87)	Arizona	A	12/30/1997
2.	117 (117-76)	Oklahoma	H	1/18/1992
3.	116 (116-75)	Lamar	A	12/21/1991
4.	112 (112-95)	Oklahoma	A	2/13/1988
	112 (112-88)	Arkansas	A	12/1/1990
6.	107 (107-59)	Baylor	A	1/27/2021
7.	104 (104-75)	Oklahoma	A	2/16/1992
8.	103 (103-68)	Kansas	A	2/27/2002
	103 (103-77)	Xavier	A	12/31/2007
10.	102 (102-83)	Kansas	A	2/22/2022

Fewest Points (Since 1946-47)

1.	25 (25-85)	Savannah State	H	1/7/2008
2.	26 (26-87)	Alabama-Huntsville	H	11/13/2012
3.	30 (30-43)	Iowa State	H	2/3/1947
4.	31 (31-76)	Texas-El Paso	H	12/3/1957
5.	34 (34-43)	Oklahoma State	N (kc)	3/15/1948
	34 (34-83)	Rockhurst	H	12/1/1949
7.	36 (36-62)	Coppin State	H	12/21/1998
	36 (36-73)	Chicago State	H	1/22/2007
9.	38 (38-69)	Texas A&M	H	2/12/2002
	38 (38-52)	Long Beach State	N (pr)	11/24/2013
10.	39	4 times (last time)		
		Ark.-Pine Bluff	H	12/4/2002

Most Field Goals Made

1.	50	Oklahoma	H	1/18/1992
2.	43	Iowa State	A	1/29/1975
3.	42	SMU	A	12/4/1976
	42	Arkansas	A	12/1/1990
5.	41	Indiana	H	12/5/1960
	41	Arizona	A	12/30/1997
	41	Baylor	A	1/27/2021
	41	Kansas	A	2/22/2022
9.	40	Oklahoma	A	2/13/1988
	40	Iowa State	H	2/9/1991
	40	Lamar	A	12/21/1991

Fewest Field Goals Made

1.	9	Baylor	H	12/16/1949
	9	Rutgers	A	11/15/2006
	9	Savannah State	H	1/7/2008
	9	Alabama-Huntsville	H	11/13/2012
5.	11	Rockhurst	H	12/1/1949
	11	New Orleans	H	12/4/1999
	11	Texas Tech	H	2/7/2012
	11	Long Beach State	N (pr)	11/24/2013
9.	12	6 times (last time)		
		Tulane	N (bkn)	12/28/2013

Most Field Goals Attempted

1.	98	Indiana	A	12/22/1951
2.	96	Creighton	H	12/2/1964
3.	92	San Francisco	H	12/15/1952
4.	91	Oregon State (3 OTs)	A	12/6/2003
5.	90	Indiana	A	12/7/1953
	90	Notre Dame	H	2/21/1955
	90	Indiana	H	12/9/1968
	90	Houston	N (law)	3/14/1970
	90	SMU	A	12/2/1978
10.	89	Purdue	H	12/1/1958
	89	Oklahoma	H	1/18/1992

Fewest Field Goals Attempted

1.	32	Oklahoma State	A	3/5/1962
	32	Kentucky	N (lv)	11/28/2008
3.	33	Nebraska	A	2/28/1984
4.	34	New Orleans	H	12/4/1999
5.	35	Oklahoma State	N (kc)	12/26/1969
6.	36	Iowa State	H	1/14/1967
	36	Colorado	A	1/15/1977
8.	37	6 times (last time)		
		Texas	H	2/7/2015

Most 3-Point Field Goals Made

1.	17	Baylor	A	1/27/2021
2.	15	Missouri	A	2/28/1998
	15	Saint Louis	A	1/3/2004
	15	TCU	A	2/15/2020
	15	Baylor	H	12/19/2020
	15	Kansas	A	2/22/2022
7.	14	Missouri	H	2/19/2000
	14	Nebraska	H	2/17/2010
	14	Texas	H	1/2/2019
	14	Iowa State	H	2/16/2019

Fewest 3-Point Field Goals Made

1.	0	South Dakota	H	11/29/1986
	0	Missouri	N (kc)	3/7/1987
2.	1	38 times (last time)		
		UAlbany	H	12/1/2021

Most 3-Point Field Goals Attempted

1.	39	Wichita State	A	12/10/1997
2.	37	Marquette	H	12/8/2021
3.	36	Missouri	A	2/28/1998
	36	Saint Louis	A	1/3/2004
5.	35	Tennessee State	H	11/28/2000
6.	34	Washington State	A	12/20/2017
	34	Creighton	N (cha)	3/16/2018
8.	33	Missouri	H	2/19/2000
	33	Nebraska	H	2/4/2004
	33	Ala.-Huntsville	H	11/13/2012
	33	Oklahoma State	A	2/13/2016
	33	Southern Miss	H	12/19/2018
	33	TCU	A	2/15/2020

Fewest 3-Point Field Goals Attempted

1.	1	Abilene Christian	H	12/11/1986
	1	Kansas	H	2/4/1987
3.	2	Missouri	N (kc)	3/7/1987
	2	Hawaii	N (anc)	11/25/1989
5.	3	Northern Illinois	A	12/23/1986
6.	4	6 times (last time)		
		Iowa State	H	2/9/1991

Highest Field Goal Percentage

1.	71.9 (23/32)	Oklahoma State	A	3/2/1963
2.	68.8 (22/32)	Kentucky	N (lv)	11/28/2008
3.	66.7 (22/33)	Nebraska	A	2/23/1984
	66.7 (26/39)	Oklahoma State	A	1/31/1990
5.	66.0 (35/53)	Missouri	A	2/26/1986
6.	65.4 (36/55)	Creighton	A	1/13/1976
7.	64.2 (34/53)	Arkansas	A	12/20/1976
	64.2 (34/53)	Nebraska	A	2/26/1994
9.	64.1 (41/64)	Kansas	A	2/22/2022
10.	64.0 (32/50)	Arizona State	N (law)	12/15/1962

Lowest Field Goal Percentage

1.	15.5 (9/58)	Savannah State	H	1/7/2008
2.	16.4 (9/55)	Ala.-Huntsville	H	11/13/2012
3.	19.1 (9/47)	Rutgers	A	11/15/2006
4.	19.6 (11/56)	Long Beach State	N (pr)	11/24/2013
5.	19.7 (15/76)	Colorado	A	1/28/1950
6.	20.0 (15/75)	California	N (law)	12/20/1957
7.	20.5 (17/83)	Cal State Fullerton	H	12/2/1967
8.	21.0 (13/62)	Wichita State	H	12/12/1950
9.	21.18 (18/85)	Iowa State	A	3/3/1951
10.	21.21 (14/66)	Colorado	H	1/27/1951

Highest Field Goal Percentage/Half

1.	82.4	Colorado (2nd)	A	1/24/2009
2.	81.3	Oklahoma State (2nd)	H	2/11/2020
3.	80.0	Oklahoma State (2nd)	H	2/17/1982
4.	78.6	Missouri (2nd)	A	2/26/1986
5.	77.3	Missouri (2nd)	H	1/21/1986
6.	76.5	Kentucky (1st)	N (lv)	11/28/2008
7.	75.0	5 times (last time)		
		Oklahoma State (2nd)	H	1/9/2021

Lowest Field Goal Percentage/Half

1.	4.3	Savannah State (2nd)	H	1/7/2008
2.	13.0	Tulane (1st)	N (bkn)	12/28/2013
3.	14.3	Ala.-Huntsville (1st)	H	11/13/2012
4.	14.7	Ark.-Pine Bluff (1st)	H	11/29/2004
	14.7	Loyola Chicago (1st)	H	11/13/2009
6.	14.8	Charleston Southern (2nd)	H	11/11/2011
7.	15.8	Cal State Northridge (1st)	H	11/30/1987
8.	16.7	Missouri (1st)	N (kc)	12/26/1958
	16.7	Texas (1st)	A	1/10/2001
	16.7	Rutgers (1st)	A	11/15/2006
	16.7	La Salle (2nd)	N (kc)	3/22/2013

Highest 3-Point Field Goal Percentage

1.	100.0 (4/4)	Colorado	H	2/10/1990
2.	77.8 (7/9)	Iowa State	A	1/19/1991
3.	75.0 (6/8)	Oklahoma	H	2/1/1989
4.	66.7 (4/6)	Southern Miss	A	1/11/1988
	66.7 (4/6)	Missouri	H	2/27/1991
	66.7 (14/21)	Nebraska	H	2/17/2010
	66.7 (8/12)	Colorado	H	1/12/2011
	66.7 (6/9)	Colorado	N (kc)	3/10/2011
	66.7 (6/9)	Syracuse	N (pitt)	3/17/2012
10.	63.6 (7/11)	Iowa State	A	2/25/2004

Lowest 3-Point Field Goal Percentage

1.	4.8 (1/21)	Oklahoma	A	2/23/1993
2.	5.6 (1/18)	UAlbany	H	12/1/2021
3.	6.3 (1/16)	Oklahoma State	A	1/21/2012
	6.3 (1/16)	Pittsburgh	N (fm)	11/25/2019
5.	7.1 (1/14)	Wyoming	A	1/2/1992
	7.1 (1/14)	Denver	H	11/24/2004
7.	8.3 (1/12)	Delaware State	H	12/7/1991
	8.3 (1/12)	Tennessee State	N (tall)	12/24/1994
9.	9.1 (1/11)	Iowa State	H	2/11/2004
	9.1 (1/11)	USC	N (lv)	12/22/2006
	9.1 (3/33)	Ala.-Huntsville	H	11/13/2012
	9.1 (1/11)	USC Upstate	H	12/2/2012

Most Free Throws Made

1.	41	Iowa State	A	1/30/1965
2.	40	Oklahoma	H	1/4/1955
	40	Missouri	H	1/15/1955
	40	Missouri	H	2/13/1960
5.	37	Xavier	N (ind)	3/16/1990
6.	36	Nebraska	A	1/11/1954
	36	Oklahoma City	H	2/16/1957
8.	35	4 times (last time)		
		Texas	A	2/11/2012

Fewest Free Throws Made

1.	0	South Dakota	H	11/28/1977
	0	Oral Roberts	H	12/8/1977
	0	Iowa State	H	2/25/1981
	0	Auburn-Montgomery	H	12/3/1981
	0	Stephen F. Austin	H	11/26/2005
6.	1	10 times (last time)		
		Marquette	H	12/8/2021

Most Free Throws Attempted

1.	60	Nebraska	A	1/11/1954
2.	55	Oklahoma	H	1/4/1955
3.	54	Kansas	A	1/17/1953
4.	53	Nebraska	A	2/7/1953
	53	Missouri	H	1/15/1955
	53	Missouri	H	2/13/1960
	53	Colorado	N (kc)	12/29/1965
8.	50	Missouri	A	1/24/1953
	50	Iowa State	H	1/14/1967
10.	49	3 times (last time)		
		Iowa State	A	1/30/1965

Fewest Free Throws Attempted

1.	0	Iowa State	H	2/25/1981
2.	2	Wisconsin-Parkside	H	12/12/1981
	2	Eastern Washington	H	1/19/1985
2.	3	Nebraska	N (kc)	3/12/1993
5.	3	South Dakota	H	11/28/1977
	3	Marquette	H	12/8/2021
7.	4	10 times (last time)		
		TCU	N (kc)	3/11/2020

Highest Free Throw Percentage

1.	100.0 (11/11)	Kansas	A	2/24/1968
	100.0 (10/10)	Colorado	H	2/12/1975
	100.0 (14/14)	Oklahoma	H	1/31/1979
	100.0 (11/11)	Kansas	H	2/25/1984
	100.0 (12/12)	Wichita State	H	1/20/1990
	100.0 (11/11)	Colorado	H	2/18/2006
	100.0 (10/10)	SE Missouri State	H	12/16/2017
	100.0 (9/9)	Oklahoma State	A	2/13/2021
9.	96.7 (29/30)	Baylor	H	2/10/2016
10.	95.0 (19/20)	Iowa State	A	2/8/2020

Most Rebounds

1.	74	Purdue	N (lex)	12/18/1970
2.	71	Saint Louis	A	12/7/1961
3.	69	Colorado	N (kc)	12/29/1965
4.	68	Texas A&M	H	12/3/1960
5.	65	Kansas	H	1/14/1956
	65	USC	A	12/10/1960
7.	62	3 times (last time)		
		Indiana	A	12/9/1961

Fewest Rebounds

1.	15	Missouri	A	1/13/2007
	15	North Florida	H	12/31/2010
3.	17	Nebraska	H	1/26/1980
	17	Eastern Washington	H	12/16/2000
5.	18	Colorado	A	1/15/1977
	18	Nebraska	A	2/23/1984
	18	Texas Tech	H	1/15/2011
8.	19	8 times (last time)		
		SE Missouri State	H	12/16/2017



## Team Records

### Most Assists

1.	32	Oklahoma	H	1/18/1992
2.	30	Creighton	A	1/13/1976
	30	Purdue	A	12/20/1987
4.	29	Iowa State	A	2/15/1986
5.	28	Kansas	A	2/22/1986
6.	27	Nebraska	A	3/4/1992
	27	Kansas	N (kc)	3/9/2000
8.	26	Oklahoma	A	1/26/1985
	26	Kansas	H	2/4/2002

### Fewest Assists

1.	1	Nebraska	H	1/17/1976
	1	Alcorn State	H	12/6/2010
3.	2	Oklahoma	H	2/28/1978
	2	Pittsburgh	N (fm)	11/25/2019
5.	3	Central Missouri	H	12/15/1975
	3	Missouri	A	2/19/1977
	3	Northern Iowa	H	11/25/1978
	3	Marquette	H	1/6/1982
	3	Long Beach State	N (pr)	11/24/2013
10.	4	Oklahoma	H	1/10/2015

### Most Steals

1.	17	Northwestern State	H	11/21/1999
	17	Kansas	A	2/27/2002
3.	16	Arizona	A	12/30/1997
	16	Kansas	A	1/17/1998
	16	Missouri	A	1/13/2007
6.	15	Kansas	A	3/1/2008

### Fewest Steals

1.	0	Colorado	A	2/4/1978
	0	SIU-Edwardsville	H	12/14/1978
	0	Cal State Bakersfield	H	12/17/1979
	0	Tulane	N (bkn)	12/28/2013
	0	Texas	H	2/22/2016
6.	1	Baylor	A	1/22/2018

### Most Blocked Shots

1.	14	Texas	H	2/7/2015
2.	12	Notre Dame	A	3/23/1992
	12	Oklahoma State	A	2/5/2003
	12	Texas	A	2/3/2007
	12	George Washington	A	12/8/2012
6.	11	Nebraska	A	1/12/1995
	11	Kansas	A	2/17/1999
	11	Kansas	A	2/27/2002
	11	Oklahoma	A	1/9/2016
	11	Baylor	A	1/20/2016

### Most Turnovers

1.	34	South Dakota	H	11/29/1986
2.	33	Holy Cross	A	12/5/1975
3.	32	Louisiana Tech	H	12/1/1975
	32	UMES	H	12/19/2006
5.	31	Oklahoma State	A	1/9/1993
	31	Sacramento State	H	11/9/2007
	31	Kentucky	N (lv)	11/28/2008
	31	Northern Arizona	H	11/20/2017
9.	30	Vanderbilt	H	11/27/1976
10.	29	Cal State Bakersfield	H	12/17/1979

### Fewest Turnovers

1.	4	Kansas	N (kc)	3/7/1981
	4	Nebraska	A	2/3/1982
	4	Oklahoma	N (kc)	3/13/1988
	4	Texas Tech	A	2/5/2013
5.	5	George Mason	H	12/29/2018

### Most Personal Fouls

1.	37	Wyoming	H	12/12/1953
	37	Loyola Chicago	H	11/13/2009
3.	36	Colorado	A	1/16/2010
4.	35	Marshall	H	12/2/1995
5.	34	Marshall	H	12/9/1993
	34	Boston University	N (pr)	11/19/2009
	34	Charleston Southern	H	11/11/2011
8.	33	North Texas	H	11/24/1984
	33	Nebraska	N (kc)	3/11/1988

### Fewest Personal Fouls

1.	7	Texas-El Paso	A	12/17/1977
	7	Oklahoma State	A	2/15/1978
	7	Texas A&M	A	1/26/2019
	7	Jacksonville	H	12/21/2020
5.	8	Oklahoma	N (kc)	12/30/1970
	8	Arizona	A	12/14/1974
	8	Central Missouri	H	12/15/1975
	8	Minnesota	A	12/23/1976
	8	Missouri	A	1/27/1978
	8	Alabama State	H	12/11/2019

### Most Disqualifications

1.	4	Drake	H	12/6/1952
	4	Wyoming	H	12/12/1953
	4	Indiana	H	12/6/1958
	4	Missouri	H	2/25/1961
	4	Iowa State	H	2/6/1971
	4	UNLV	A	12/17/1983
	4	Missouri	H	3/5/1988
	4	Missouri	N (kc)	3/5/1999
9.	3	North Dakota	H	11/9/2012

## Individual Records

### Most Points

1.	51	Doremus Bennerman, Siena	N (nyc)	3/30/1994
2.	45	Markus Howard	A	12/1/2018
3.	43	Bob Portman, Creighton	H	2/12/1968
4.	42	Willie Biles, Tulsa	A	12/9/1972
5.	41	Aleks Maric, Nebraska	A	2/13/2007
6.	39	Steve Copp, San Diego State	A	12/21/1973
7.	38	Wilt Chamberlain, Kansas	N (kc)	12/30/1957
	38	Willie Smith, Missouri	H	3/3/1976
	38	Anton Reese, Georgia State	H	11/28/1998
10.	37	Wayman Tisdale, Oklahoma	A	1/26/1985
	37	Jodie Meeks, Kentucky	N (lv)	11/28/2008

### Most Field Goals

1.	19	Willie Biles, Tulsa	A	12/9/1972
2.	17	Steve Copp, San Diego State	A	12/21/1973
3.	16	Wilt Chamberlain, Kansas	N (kc)	12/30/1957
	16	Bob Portman, Creighton	H	2/12/1968
5.	15	G. Fort, Nebraska	H	1/17/1976
	15	Danny Manning, Kansas	A	2/19/1987
	15	Doremus Bennerman, Siena	N (nyc)	3/30/1994
8.	14	Anton Reese, Georgia State	H	11/29/1998

### Most Field Goals Attempted

1.	37	Bob Portman, Creighton	H	2/12/1968
2.	36	Wilt Chamberlain, Kansas	N (kc)	12/30/1957
3.	33	Willie Biles, Tulsa	A	12/9/1972
4.	32	Charles Henke, Missouri	H	2/25/1961
5.	31	Greg Carney, Wichita State	H	12/12/1969
6.	29	Bill Spivey, Kentucky	N (minn)	3/27/1951
	29	Don Schlundt, Indiana	A	12/22/1951
	29	Clyde Lorette, Kansas	N (kc)	12/28/1951
	29	Don Boldebeck, Houston	N (law)	3/17/1956
	29	Gary Thompson, Iowa State	H	2/23/1957
	29	Bud Stallworth, Kansas	H	2/15/1972
	29	Jordan Crawford, Xavier (2 OTs)	N (slc)	3/25/2010

### Most 3-Point Field Goals Made

1.	10	Al Coleman, Texas	H	1/12/1997
2.	9	Anton Reese, Georgia State	H	11/28/1998
	9	LaceDarius Dunn, Baylor	H	1/21/2009
4.	7	Jeff Boschee, Kansas	N (kc)	3/9/2000
	7	Blair Wilson, Colorado	A	1/1/2002
	7	Reggie Bryant, Saint Louis	A	1/3/2004
	7	Blair Wilson, Colorado	A	2/7/2004
	7	Richard Roby, Colorado	A	2/26/2005
	7	Antonio Webb, Bethune-Cookman	H	12/17/2005
	7	Cory Lewis, Colorado State	A	12/2/2006
	7	Parker Smith, North Florida	H	12/31/2010
	7	Matt Thomas, Iowa State	A	1/24/2017
	7	Jason Febres, Texas	H	1/2/2019
	7	David Jenkins, Jr., UNLV	H	12/5/2020
	7	Davion Mitchell, Baylor	A	1/27/2021
	7	Alfonso Plummer, Illinois	N (kc)	11/23/2021
	7	Umoja Gibson, Oklahoma	H	3/5/2022

### Most 3-Point Field Goals Attempted

1.	18	Anton Reese, Georgia State	H	11/28/1998
2.	17	Kenard Moore, SE Missouri State	H	11/16/2008

3.	16	Karry Price, Colorado	A	2/27/1999
	16	Tevis Stukes, Baylor	A	3/1/2000
	16	Reggie Bryant, Saint Louis	A	1/3/2004
	16	Antonio Webb, Bethune-Cookman	H	12/17/2005
	16	Glen Andrews, Howard	H	12/31/2012
8.	15	Reid Newey, Utah State	H	11/30/1988
9.	14	4 times (last time)		
		James Anderson, Oklahoma State	A	3/11/2010

### Most Free Throws Made

1.	27	Doremus Bennerman, Siena	N (nyc)	3/30/1994
2.	19	Markus Howard, Marquette	A	12/1/2018
3.	18	Juwan Staton, West Virginia	A	2/1/2014
4.	17	Bob Reiter, Missouri	H	1/15/1955
	17	Zaid Abdul-Aziz, Iowa State	H	1/14/1967
6.	16	Don Tomlinson, Missouri	H	2/5/1968
7.	15	Don Schlundt, Indiana	A	12/21/1954
	15	Ken Charlton, Colorado	A	1/6/1962
	15	Aleks Maric, Nebraska	H	2/13/2007
	15	Byron Eaton, Oklahoma State	H	3/3/2009

### Most Free Throws Attempted

1.	30	Doremus Bennerman, Siena	N (nyc)	3/30/1994
2.	25	Aleks Maric, Nebraska	H	2/13/2007
3.	24	Zaid Abdul-Aziz, Iowa State	H	1/14/1967
	24	Don Tomlinson, Missouri	H	2/5/1968
5.	22	Gene Jones, Missouri	A	12/30/1967
6.	21	Zaid Abdul-Aziz, Iowa State	A	3/14/1968
	21	Curtis Berry, Missouri	A	3/6/1981
	21	Juwan Staton, West Virginia	A	2/1/2014
	21	Markus Howard, Marquette	A	12/1/2018
10.	20	Bob Reiter, Missouri	H	1/15/1955
	20	P.J. Washington, Kentucky	N (atl)	3/21/2018

### Most Rebounds

1.	27	Bob Reiter, Missouri	H	1/15/1955
2.	24	Ned Monsees, Missouri	A	12/30/1964
3.	23	Tom Kondla, Minnesota	H	12/1/1966
4.	22	Elgin Baylor, Seattle	N (lou)	3/21/1958
	22	Don Smith, Iowa State	A	3/6/1967
6.	20	B.H. Born, Kansas	A	1/17/1953
7.	20	Chuck Denny, Missouri	H	3/3/1956
8.	20	Wayne Gaughran, S. Dakota State	H	12/1/1959
	20	Dexter Pittman, Texas	N (okc)	3/12/2009
10.	19	4 times (last time)		
		Cliff Meely, Colorado	H	2/26/1990

### Most Assists

1.	13	Mark Wade, UNLV	N (slc)	3/14/1987
	13	Lester Medford, Baylor	H	1/20/2016
	13	Jared Butler, Baylor	H	12/19/2020
4.	12	Melvin Gilliam, Oklahoma State	A	1/19/1986
	12	Jeff Hornacek, Iowa State	A	2/15/1986
	12	Aaron Miles, Kansas	H	1/28/2004
	12	Marcus Clark, Stephen F. Austin	H	11/26/2005
	12	Lance Jeter, Nebraska	H	2/17/2010
	12	Kenny Chery, Baylor	A	2/15/2014
10.	11	8 times (last time)		
		Jevon Carter, West Virginia	A	2/3/2018

### Most Steals

1.	8	Nick Bradford, Kansas	A	3/9/2000
2.	7	Brent Price, Oklahoma	H	1/18/1992
	7	Eddie House, Arizona State	H	11/24/1998
	7	Kenny Taylor, Baylor	H	2/19/2003
5.	6	Terry Evans, Oklahoma	H	2/3/1993
	6	Chris Robinson, Western Kentucky	A	2/18/1994
	6	Jason Terry, Arizona	A	12/30/1997
	6	Lester Earl, Kansas	A	1/17/1998
	6	Marcus Hall, Colorado	H	3/4/2008
	6	Alex Caruso, Texas A&M	A	12/12/2015
11.	5	19 times (last time)		
		Courtney Ramey, Texas	H	2/22/2020

### Most Blocked Shots

1.	9	Jeff Withey, Kansas	H	2/13/2012
	9	Isaiah Austin, Baylor	A	2/15/2014
3.	8	LaPhonso Ellis, Notre Dame	N (ind)	3/23/1992
	8	Kelvin Gato, Iowa State	A	1/22/1997
	8	Nick Bradford, Kansas	A	3/9/2000
6.	7	Terry Benton, Wichita State	H	12/12/1970
	7	Eric Chenoweth, Kansas	A	2/17/1999
	7	Kimani Friend, Nebraska	H	1/30/2001
	7	Andre Williams, Oklahoma State	A	2/5/2003
	7	David Harrison, Colorado	N (kc)	3/13/2003
	7	Isaiah Armwood, G. Washington	A	12/8/2012



**Team**

**K-State was ranked No. 1 in AP Top 25:** March 14, 1959  
**K-State was ranked in AP Top 25:** No. 18 (March 18, 2019 // Final)  
**K-State was ranked in USA Today Coaches Poll:** No. 19 (April 9, 2019 // Final)  
**Played AP No. 1-ranked opponent:** Lost vs. Baylor, 77-68 (Jan. 14, 2017)  
**Defeated AP No. 1-ranked opponent:** Oklahoma, 80-69 (Feb. 6, 2016)  
**Defeated AP No. 1-ranked opponent on road:** Kansas, 68-64 (Jan. 17, 1994)  
**Played AP No. 2-ranked opponent:** Lost to Baylor, 74-68 (March 11, 2021)  
**Defeated opponent ranked 3-10 by AP:** No. 7 Oklahoma, 62-57 (Feb. 23, 2021)  
**Defeated opponent ranked 3-10 by AP on the road:** No. 2 Baylor, 56-54 (Feb. 4, 2017)  
**Defeated opponent ranked 11-15 by AP:** No. 12 West Virginia, 84-68 (Jan. 18, 2020)  
**Defeated AP Top 25 opponent at home:** No. 19 Texas Tech, 62-51 (Jan. 15, 2022)  
**Defeated AP Top 25 opponent on the road:** No. 23 Texas, 66-65 (Jan. 18, 2022)  
**Defeated consecutive AP Top 25 opponents on the road:**  
 No. 20 Iowa State, 58-57 (Jan. 12, 2019) and No. 20 Oklahoma, 74-61 (Jan. 16, 2019)  
**Defeated AP Top 25 opponent at neutral site:** No. 18 Kentucky, 61-58 (March 22, 2018)

**Scoring**

**Scored 20 or more points:** 22 by Mark Smith and 21 by Mike McGuirl vs. Oklahoma (Mar. 5, 2022)  
**Reserve scored 20 or more points:** 23 by Antonio Gordon vs. Baylor (Dec. 19, 2020)  
**Freshman scored 20 or more points:** 23 by Nijel Pack vs. TCU (March 10, 2021)  
**Scored 30 or more points:** 32 by Nijel Pack vs. Iowa State (Feb. 26, 2022)  
**Freshman scored 30 or more points:** 34 by Marcus Foster vs. Texas (Feb. 8, 2014)  
**Scored 35 or more points:** 35 by Nijel Pack vs. Kansas (Jan. 22, 2022)  
**Scored 40 or more points:** 44 by Denis Clemente at Texas (Jan. 31, 2009)  
**Scored 50 or more points:** 62 by Askia Jones vs. Fresno State (March 24, 1994) *school record*  
**Two or more Wildcats scored 30 or more points in same game:**  
 Michael Beasley (44) and Bill Walker (31) at Baylor (Feb. 23, 2008)  
**Two or more Wildcats scored 20 or more points in same game:**  
 Mark Smith (22) and Mike McGuirl (21) vs. Oklahoma (Mar. 5, 2022)  
**Three or more Wildcats scored 20 or more points in same game:**  
 Dean Wade (34), Kamau Stokes (23) and Barry Brown, Jr. (21) at Iowa State (Dec. 29, 2017)  
**Scored 20 points in one half:** 20 (1st) by Nijel Pack vs. Iowa State (Feb. 26, 2022)  
**Scored 20 points/two straight games:**  
 Nijel Pack (2), 22 vs. Oklahoma State (Feb. 2, 2022) and 20 at TCU (Feb. 5, 2022)  
**Scored 20 points/three straight games:**  
 Nijel Pack (3), 22 vs. Oklahoma State (Feb. 2, 2022), 20 at TCU (Feb. 5, 2022) and 31 vs. Baylor (Feb. 9, 2022)  
**Scored 30 points/two straight games:**  
 Michael Beasley, 30 vs. George Mason (Nov. 22, 2007) and 30 vs. UCF (Nov. 23, 2007)  
**No Wildcat scored in double figures:** at Nebraska (Jan. 26, 1983)  
**One Wildcat scored in double figures:** Dajuan Gordon (12) vs. Kansas (Feb. 17, 2021)  
**Four Wildcats scored in double figures:**  
 Mark Smith (22), Mike McGuirl (21), Ish Massoud (11), Nijel Pack (10) vs. Oklahoma (Mar. 5, 2022)  
**Five Wildcats scored in double figures:** Markquis Nowell (20), Mike McGuirl (13), Selton Miguel (13), Nijel Pack (13), Mark Smith (11) at Kansas (Feb. 22, 2022)  
**Six Wildcats scored in double figures:** D.J. Johnson (19), Barry Brown, Jr. (14), Xavier Sneed (12), Wesley Iwuandu (11), Kamau Stokes (10) and Dean Wade (10) vs. Colorado State (Dec. 17, 2016)  
**All five Wildcat starters scored in double figures:** Cartier Diarra (15), Barry Brown, Jr. (13), Xavier Sneed (11), Makol Mawien (10) and Kamau Stokes (10) vs. Iowa State (March 15, 2019)  
**K-State scored 70 or more points:** 71 vs. Oklahoma (Mar. 5, 2022)  
**K-State scored 80 or more points:** 83 at Kansas (Feb. 22, 2022)  
**K-State scored 90 or more points:** 95 vs. Eastern Kentucky (Nov. 16, 2018)  
**K-State scored 100 or more points:** 100 vs. North Florida (Dec. 31, 2010)

**Field Goal Shooting**

**Made 10 or more field goals:** 11 by Nijel Pack vs. Iowa State (Feb. 26, 2022)  
**Made 15 or more field goals:** 15 by Michael Beasley vs. Nebraska (Feb. 6, 2008)  
**100 percent from the field (min. 10 att):** 100.0% (11-11) by Eddie Elder vs. Colorado (Feb. 23, 1985)  
**100 percent from the field (min. 5 att):** 100.0% (9-9) by Antonio Gordon vs. Baylor (Dec. 19, 2020)  
**K-State connected on 50 percent or better:** 54.9% (28-51) vs. Green Bay (Dec. 12, 2021)  
**K-State connected on 50 percent or better in both halves:**  
 51.7% (15-29)/1st half and 69.0% (20-29)/2nd half vs. North Dakota (Nov. 28, 2021)  
**K-State connected on 60 percent or better:** 60.3% (35-58) vs. North Dakota (Nov. 28, 2021)  
**K-State connected on 60 percent or better in both halves:**  
 62.5% (15-24)/1st half and 69.6% (16-23)/2nd half vs. Wake Forest (March 14, 2017)  
**K-State connected on 70 percent or better:** 70% (42-60) vs. Southern Colorado (Nov. 30, 1985)  
**K-State made 30 or more field goals:** 32 at Kansas (Feb. 22, 2022)  
**K-State made 40 or more field goals:** 41 vs. Missouri (Jan. 3, 1998)  
**K-State made 45 or more field goals:** 49 vs. Morgan State (Jan. 5, 1985) *school record*  
**K-State made 50 or more field goals:** *Never been done in recorded school history*  
**K-State attempted 60 or more field goals:** 68 at Kansas (Feb. 22, 2022)  
**K-State attempted 70 or more field goals:** 70 at Oklahoma State (Feb. 19, 2022)  
**K-State attempted 80 or more field goals:** 88 vs. South Dakota (Jan. 3, 2010)  
**K-State attempted 90 or more field goals:** 94 vs. Houston (March 14, 1970)  
**K-State attempted 100 or more field goals:** 103 vs. Cal State Fullerton (Dec. 2, 1967)

**3-Point Field Goal Shooting**

**Made 5 or more 3-point field goals:** 6 by Nijel Pack vs. Iowa State (Feb. 26, 2022)  
**Made 10 or more 3-point field goals:** 14 by Askia Jones vs. Fresno State (March 24, 1994) *school record*  
**100 percent from the field (min. 6 att):** 100.0% (6-6) by Denis Clemente at Texas (Jan. 31, 2009)  
**K-State connected on 50 percent or better (min. 10 att):** 52.4% (11-21) vs. Green Bay (Dec. 12, 2021)  
**K-State connected on 60 percent or better (min. 10 att):** 71.4% (10-14) vs. Western Illinois (Nov. 11, 2016)  
**K-State connected on 70 percent or better (min. 10 att):** 71.4% (10-14) vs. Western Illinois (Nov. 11, 2016)  
**K-State connected on 80 percent or better (min. 10 att):** 80.0% (8-10) vs. Coastal Carolina (Dec. 6, 1997)  
**K-State made 10 or more 3-point field goals:** 11 vs. West Virginia (March 9, 2022)  
**K-State made 15 or more 3-point field goals:** 16 at Oklahoma State (Feb. 2, 2019) *most in a conference game*  
**K-State made 20 or more 3-point field goals:** 23 vs. Fresno State (March 24, 1994) *school record*  
**K-State attempted 30 or more 3-point field goals:** 30 vs. West Virginia (March 9, 2022)  
**K-State attempted 35 or more 3-point field goals:** 36 at Ole Miss (Jan. 29, 2022)

**Double-Double / Triple-Double**

**Had a Triple-Double:** *Never happened in recorded school history*  
**Had a 20/20 Double-Double (Pts/Rebs):** Michael Beasley (28 pts, 22 rebs) vs. Western Illinois (Nov. 17, 2007)  
**Had a Double-Double (Pts/Rebs):** Mark Smith (15 pts, 10 rebs) at Oklahoma State (Feb. 19, 2022)  
**Had a Double-Double (Pts/Asts):** Markquis Nowell (10 pts, 10 asts) at West Virginia (Jan. 8, 2022)  
**Had a Double-Double (Rebs/Asts):** *Never happened in recorded school history*  
**Had a Double-Double (Pts/Rebs) in a Half:** Mark Smith (18 pts, 10 rebs [2nd]) at Ole Miss (Jan. 29, 2022)  
**Had a Double-Double in Consecutive Games:**  
 Mark Smith (17 pts, 10 rebs vs. West Virginia; Feb. 14, 2022) and (15 pts, 10 rebs at Oklahoma State; Feb. 19, 2022)  
**Two Players with Double-Doubles in Same Game:**  
 Selton Miguel (12 pts, 10 rebs) and Mark Smith (14 pts, 10 rebs) vs. UAlbany (Dec. 1, 2021)

**Free Throw Shooting**

**Made 10 or more free throws:** 14 by Markquis Nowell vs. Iowa State (Feb. 26, 2022)  
**Made 15 or more free throws:** 15 by Jacob Pullen vs. Kansas (Feb. 14, 2011)  
**Perfect at the FT line (min. 10 att):** 11-11 by DuJuan Gordon at Iowa State (Dec. 15, 2020)  
**Perfect at the FT line:** 17-17 by Steve Henson at Iowa State (Feb. 24, 1988) *school record*  
**K-State connected on 80 percent or better (min. 15 att.):** 80.0% (16-20) at Texas Tech (Feb. 28, 2022)  
**K-State connected on 90 percent or better (min. 15 att.):** 93.8% (15-16) at Iowa State (Jan. 20, 2015)  
**K-State connected on 100 percent or better (min. 15 att.):** 100% (16-16) vs. Nebraska (Jan. 26, 1980)  
**K-State made 20 or more free throws:** 25 vs. Iowa State (Feb. 26, 2022)  
**K-State made 30 or more free throws:** 31 vs. West Virginia (Feb. 14, 2022)  
**K-State made 40 or more free throws:** 41 vs. Oklahoma (Dec. 29, 1958)  
**K-State attempted 30 or more free throws:** 33 vs. Iowa State (Feb. 26, 2022)  
**K-State attempted 40 or more free throws:** 40 at West Virginia (Feb. 11, 2017)  
**K-State attempted 50 or more free throws:** 54 at Colorado (Jan. 16, 2010)  
**K-State attempted 55 or more free throws:** 56 vs. Purdue (Dec. 1, 1958) *school record*

**Rebounds**

**Had 10 or more rebounds:** 10 by Mark Smith at Oklahoma State (Feb. 19, 2022)  
**Had 15 or more rebounds:** 16 by Mark Smith at Ole Miss (Jan. 29, 2022)  
**Had 20 or more rebounds:** 22 by Michael Beasley vs. Western Illinois (Nov. 17, 2007)  
**Had 10 or more rebounds in consecutive games:**  
 Mark Smith (10 vs. West Virginia; Feb. 14, 2022) and (10 at Oklahoma State (Feb. 19, 2022)  
**Multiple players had 10 or more rebounds:**  
 Selton Miguel (10 rebs) and Mark Smith (10 rebs) vs. UAlbany (Dec. 1, 2021)  
**K-State had 20 or more offensive rebounds:** 22 at Alabama (Jan. 25, 2020)  
**K-State had 30 or more defensive rebounds:** 34 at Nebraska (12/19/21)  
**K-State had 40 or more rebounds:** 44 at Nebraska (12/19/21)  
**K-State had 50 or more rebounds:** 52 vs. Central Arkansas (Dec. 1, 2013)  
**K-State had 60 or more rebounds:** 61 at Oregon State (Dec. 6, 2003)

**Assists**

**Had 10 or more assists:** 10 by Markquis Nowell at West Virginia (Jan. 8, 2022)  
**Had 15 or more assists:** 16 by Keith Frazier vs. Central Missouri (Dec. 18, 1976) *school record*  
**K-State had 20 or more assists:** 21 vs. North Dakota (Nov. 28, 2021)  
**K-State had 30 or more assists:** 30 vs. Gardner-Webb (Dec. 14, 2008)

**Blocked Shots**

**Had 5 or more blocked shots:** 5 by Jordan Henriquez vs. La Salle (March 22, 2013)  
**Had 10 or more blocked shots:** *Never happened in recorded school history*  
**K-State had 5 or more blocked shots:** 7 at West Virginia (Jan. 8, 2022)  
**K-State had 10 or more blocked shots:** 11 vs. North Florida (Dec. 11, 2011)

**Steals**

**Had 5 or more steals:** 5 by Markquis Nowell vs. Texas Tech (Jan. 15, 2022)  
**Had 10 or more steals:** *Never happened in recorded school history*  
**K-State had 10 or more steals:** 13 vs. North Dakota (Nov. 28, 2021)  
**K-State had 15 or more steals:** 17 vs. Monmouth (Nov. 13, 2019)

**Turnovers**

**K-State had 3 or fewer turnovers:** 3 vs. SIU-Edwardsville (Dec. 14, 1978) *school record*  
**K-State had 5 or fewer turnovers:** 5 at Ole Miss (Jan. 29, 2022)  
**Opponent committed 15 or more turnovers:** 17 by Nebraska (Dec. 19, 2021)  
**Opponent committed 20 or more turnovers:** 20 by Fort Hays State (Dec. 8, 2020)

**Overtime**

**Played an Overtime Game:** at Oklahoma State, 82-79 (Feb. 19, 2022)  
**Played an Overtime Game at home:** Lost vs. TCU, 86-80 (Feb. 1, 2017)  
**Played a 2-Overtime Game:** Lost at No. 13 Baylor, 79-72 (Jan. 20, 2016)  
**Played a 3-Overtime Game:** Lost at Oregon State, 87-72 (Dec. 6, 2003)  
**Played a 4-Overtime Game:** Lost at Missouri State, 82-80 (Dec. 8, 1987)  
**Played in Consecutive OT Games:**  
 (2) Won vs. No. 7 Kansas, 85-82 (Feb. 10, 2014) and Lost at Baylor, 87-73 (Feb. 15, 2014)

**Winning Streaks**

**K-State won consecutive games:** vs. Iowa State (Feb. 12, 2022) and West Virginia (Feb. 14, 2022)  
**K-State had a 5 or more game winning streak:** 5, Jan. 9-22, 2019  
*(longest since winning 6, Nov. 9-24, 2018)*  
**K-State had a 10 or more game winning streak:** 10, Nov. 24, 2013 to Jan. 7, 2014  
**K-State had a 15 or more game winning streak:** 21, Dec. 19, 1958 to March 13, 1959  
**K-State had a 20 or more game winning streak:** 21, Dec. 19, 1958 to March 13, 1959

**Miscellaneous**

**Hit a Buzzer Beater:** vs. Oklahoma State, 71-68 (Feb. 2, 2022) [Nijel Pack 3-pointer at :02.2]  
**Won after trailing by at least 10 points in second half:** 10 vs. West Virginia (Feb. 14, 2022)  
*(down 54-44, 16:12 remaining - won 78-73)*  
**Won after trailing by at least 15 points in second half:** 15 at Iowa State (Feb. 12, 2022)  
*(down 45-30, 18:59 remaining - won 75-69 in overtime)*



# Wildcats™

2022-23 MEN'S BASKETBALL

## HONORS

Honored Wildcats // 174  
All-Americans // 175-179  
Individual Honors // 180-182  
All-Century Team // 183  
Wildcats in the Pros // 184-185  
Team Awards // 186





**Ernie Barrett**  
guard // wellington, kan.  
[1948-51]  
Captain of NCAA Runner-up Team  
1951 Consensus All-American  
First Round NBA Draft pick  
**Jersey Honored in 2005**



**Bob Boozer**  
forward // omaha, neb.  
[1956-59]  
1958, 1959 Consensus All-American  
2-time Big 8 Player of the Year  
No. 1 pick of 1959 NBA Draft  
**Jersey Honored in 2005**



**Jack Parr**  
center // richmond, va.  
[1955-58]  
1957 Second Team All-American  
1958 Third Team All-American  
3-time All-Big 7/8 selection  
**Jersey Honored in 2005**



**Mike Evans**  
guard // goldsboro, n.c.  
[1974-78]  
1978 First Team All-American  
2-time Big 8 Player of the Year  
Played 9 years in the NBA  
**Jersey Honored in 2006**



**Lon Kruger**  
guard // silver lake, kan.  
[1971-74]  
2-time Academic All-American  
1973, 1974 Big 8 Player of the Year  
2-time All-Big 8 selection  
**Jersey Honored in 2006**



**Chuckie Williams**  
guard // columbus, ohio  
[1972-76]  
1975, 1976 First Team All-American  
2-time All-Big 8 selection  
First Round NBA Draft pick  
**Jersey Honored in 2006**



**Dick Knostman**  
center // wamego, kan.  
[1950-53]  
1953 First Team All-American  
1952, 1953 All-American  
2-time All-Big 7 selection  
**Jersey Honored in 2007**



**Rolando Blackman**  
guard // brooklyn, n.y.  
[1977-81]  
1980, 1981 First Team All-American  
2-time Big 8 Player of the Year  
Played 13 years in the NBA  
**Jersey Honored in 2007**



**Willie Murrell**  
guard // taft, okla.  
[1962-64]  
1964 First Team All-American  
1964 All-Final Four Team  
Averaged career double-double  
**Jersey Honored in 2009**



**Mitch Richmond**  
forward // ft. lauderdale, fla.  
[1986-88]  
1988 Consensus All-American  
First Round NBA Draft pick  
Played 14 years in the NBA  
**Jersey Honored in 2009**



**Naismith Memorial Basketball Hall of Fame**



**National Collegiate Basketball Hall of Fame**

**Jack Gardner**  
INDUCTED IN 1984  
Head Coach [1939-42; 1946-53]

**Fred "Tex" Winter**  
INDUCTED IN 2011  
Head Coach [1953-68]

**Jack Gardner**  
INDUCTED IN 2006  
Head Coach [1939-42; 1946-53]

**Rolando Blackman**  
INDUCTED IN 2015  
Forward [1986-88]

**Bob Boozer**  
INDUCTED IN 2010  
(as part of 1960 U.S. Olympic Team)  
Forward [1956-59]

**Mitch Richmond**  
INDUCTED IN 2014  
Forward [1986-88]

**Fred "Tex" Winter**  
INDUCTED IN 2010  
Assistant Coach [1947-51]  
Head Coach [1953-68]

**Bob Boozer**  
INDUCTED IN 2016  
Forward [1956-59]

**Lowell "Cotton" Fitzsimmons**  
INDUCTED IN 2021  
Head Coach [1968-70]

**Lon Kruger**  
INDUCTED IN 2022  
Guard [1971-74] / Head Coach [1986-90]





**F.I. Reynolds**  
guard // 1915-17

K-State's first All-American selection, earning first team honors from the Helms Foundation as a senior 1917... Lettered three seasons for the Aggies in 1915, 1916 and 1917 for coaches **Carl J. Mermer** and **Zora G. Clevenger**... Helped K-State to its first-ever conference title (Missouri Valley) as a senior in 1917 with a 15-2 record, which included 13 straight wins to end the season.



**Frank Groves**  
guard // 1935-37

Groves earned two All-America awards as a senior in 1937, including second team honors from the *Omaha World-Herald* and third team accolades from *Converse Yearbook*... He became the first three-time all-conference selection in basketball, earning it from the Big Six Conference from 1935-37... A three-time letterman from 1935-37 as well as a captain as a senior in 1937 for head coach **Frank Root**... Named to the K-State Athletics Hall of Fame in 2000.



**Howard Shannon**  
guard // munday, texas // 1947-48

A star on K-State's first Final Four team in 1947-48, Shannon earned second team All-America honors from the Helms Foundation and First Team All-Big Seven honors in his first and only season... Nicknamed the "Silent Smoothie," legendary coach **Jack Gardner** called him "one of the greatest players I ever had."... The leading scorer (9.9 ppg.), he led the Wildcats to a series of program firsts in 1948, which included their first 20-win season, first NCAA Tournament appearance and first championships in the Big Seven Conference and Holiday Tournament... Set a school record with 33 consecutive free throws made that stood until **Steve**

**Henson** hit 48 in a row in 1988... Played at North Texas in 1942-43 before joining the Air Force for World War II... Was chosen as the No. 1 pick in the 1949 NBA Draft by the Providence Steamrollers, earning NBA Rookie of the Year after averaging 13.4 points per game in 1948-49... Played two professional seasons (1948-50) before becoming head coach at Topeka High School in 1950, which at the time paid more money... Spent 10 years as an assistant coach at K-State for **Tex Winter** from 1954-63, helping the Wildcats to a Final Four in 1958, four NCAA Tournament appearances and six Big Seven/Eight titles... Served as head coach of the Puerto Rican Olympic Team for the 1960 Summer Olympics... Was head coach at Virginia Tech from 1963-71, guiding the Hokies to their first NCAA Tournament in 1967... Named to the K-State Athletics Hall of Fame in 1998... Passed away on August 19, 1995.

**Shannon's Career Statistics**

YEAR	GP-GS	MIN	AVG	FG-A	PCT	3PT-A	PCT	FT-A	PCT	REB	AVG	PF-FO	A	TO	BLK	ST	PTS	AVG
1947-48	28	---	---	109	---	---	---	58-66	.879	---	---	54	---	---	---	---	276	9.9



**Rick Harman**  
forward // hoisington, kan. // 1946-50

A member of the school's first Final Four teams and a three-year letterman (1947-50), Harman earned first team All-America honors from *The Sporting News* and second team accolades

from the Helms Foundation as a senior in 1950... He led the Wildcats to a tie for the 1950 Big Seven Conference title and a No. 14 ranking in The Associated Press poll with a 17-7 overall record... The leading scorer for the Wildcats in both 1949 and 1950, he played in 86 games in his career, scoring 757 points... Named to the All-Big Seven team as a junior in 1949... He was the second-leading scorer (9.4 ppg.) for the 1947-48 Final Four team, which earned a number of program firsts, including first 20-win season, first NCAA Tournament appearance and its first championships in the Big Seven Conference and Holiday Tournament... Was taken in the sixth round of the 1950 NBA Draft by the Baltimore Bullets... Passed away on February 24, 2010.



**Harman's Career Statistics**

YEAR	GP-GS	MIN	AVG	FG-A	PCT	3PT-A	PCT	FT-A	PCT	REB	AVG	PF-FO	A	TO	BLK	ST	PTS	AVG
1946-47	23	---	---	31	---	---	---	37-63	.587	---	---	51	---	---	---	---	99	4.3
1947-48	28	---	---	88	---	---	---	67-86	.779	---	---	81	---	---	---	---	262	9.4
1948-49	11	---	---	39-104	.375	---	---	47-68	.691	---	---	---	---	---	---	---	125	11.4
1949-50	24	---	---	84-209	.402	---	---	103-135	.763	---	---	73	---	---	---	---	271	11.2
Totals	86	---	---	252	---	---	---	254-352	.722	---	---	205	---	---	---	---	757	8.8



**Ernie Barrett**  
guard // wellington, kan. // 1948-51

Affectionately known as "Mr. K-State" Barrett enjoyed a storybook senior season in 1950-51, as he led the Wildcats to the NCAA Championship game, earned first team All-America honors from the Helms Foundation, *The Sporting News* and International News Service and played on the team that opened historic Ahearn Field House... He was also named second team All-America accolades from *Converse Yearbook* and *Look* magazine and third team honors from UPI as a senior... Barrett was the driving force behind K-State's only team to reach the NCAA title game, as the school posted a 25-4 overall record and

captured both the Big Seven regular-season and Holiday Tournament titles... Due to a shoulder injury he was unable to play in the championship game, which the Wildcats lost to Kentucky... A three-year letterman (1948-51), he scored 675 points in 77 career games... He was one of four Wildcats taken in the 1951 NBA Draft, as the Boston Celtics took Barrett with the seventh pick of the first round... He played two seasons (1953-54 and 1955-56) in Boston for the legendary **Red Auerbach** before returning to K-State as an assistant coach... It would begin a long association with the university, which included a term as athletic director from 1969-75... He retired in 2007 after nearly 60 years in service to the university as a student-athlete, coach and administrator... Charter member of the K-State Athletics Hall of Fame in 1990... Selected to Kansas Sports Hall of Fame in 1996... Named to the school's 13-member All-Century Basketball Team in 2003... No. 22 jersey was honored in 2005.

**Barrett's Career Statistics**

YEAR	GP-GS	MIN	AVG	FG-A	PCT	3PT-A	PCT	FT-A	PCT	REB	AVG	PF-FO	A	TO	BLK	ST	PTS	AVG
1948-49	24	---	---	57-178	.320	---	---	22-36	.611	---	---	---	---	---	---	---	136	5.7
1949-50	24	---	---	100-250	.400	---	---	41-63	.651	---	---	71	---	---	---	---	241	10.0
1950-51	29	---	---	127-307	.414	---	---	44-62	.710	---	---	89	---	---	---	---	298	10.3
Totals	77	---	---	284-735	.386	---	---	107-161	.627	---	---	160	---	---	---	---	675	8.8



**Dick Knostman**  
center // wamego, kan. // 1950-53

The first Wildcat to claim All-America honors twice in a career, Knostman was three-year letterman for legendary coach **Jack Gardner** from 1950-53... He helped guide the Wildcats to a 61-13 (.824) record, including three straight Top 10 finishes and runner-up finish at the 1951 NCAA Final Four... He is one of 12 Wildcats to be named a first team All-America, earning consensus honors from the Helms Foundation, *Look* magazine and the Newspaper Enterprises Association as a senior in 1953... He averaged 22.7 points in helping the

Wildcats to a 17-4 record and a final ranking of No. 9 in the UPI and No. 12 in the AP polls... He was also a second team All-American by the AP, UPI, *Colliers* and International News Services and fourth team All-American by *Converse Yearbook* as a senior... He first earned All-America accolades as a junior when he averaged 16.3 points in guiding K-State to a final ranking of No. 3 in the AP and No. 6 in the UPI polls... He was also selected a second team All-American by *Converse Yearbook* and to the AP third team as a junior... Chosen in the 1953 NBA Draft by the Syracuse Nationals... Named to the K-State Athletics Hall of Fame in 2003... Selected to Kansas Sports Hall of Fame in 2008... No. 33 jersey was honored in 2007... Passed away on March 16, 2022.

**Knostman's Career Statistics**

YEAR	GP-GS	MIN	AVG	FG-A	PCT	3PT-A	PCT	FT-A	PCT	REB	AVG	PF-FO	A	TO	BLK	ST	PTS	AVG
1950-51	29	---	---	77-212	.363	---	---	63-111	.568	---	---	---	---	---	---	---	217	7.5
1951-52	24	---	---	135-327	.413	---	---	120-177	.678	---	---	---	---	---	---	---	390	16.3
1952-53	21	---	---	155-340	.456	---	---	166-253	.656	---	---	---	---	---	---	---	476	22.7
Totals	74	---	---	367-979	.418	---	---	349-541	.645	---	---	---	---	---	---	---	1083	14.6



**Jack Parr**  
center // richmond, va. // 1955-58

Known for his hook shot and a soft "face the basket" jumper, Parr was a three-year letterman for the Wildcats from 1955-58 for head coach **Tex Winter**... He helped guide K-State to two Big Seven Conference titles and

a pair of NCAA Tournament appearances, including the 1958 Final Four... Parr was twice named an All-American in his distinguished career, earning second team honors from the Helms Foundation and *Converse Yearbook* as a junior in 1957 and third team accolades as senior in 1958 by the National Association of Basketball Coaches... He was also a three-time All-Big Seven selection from 1956-58... He burst onto the scene in 1955-56 by averaging 17.4 points and 13.6 rebounds per game to help K-State win the Big Seven title and reach the Sweet 16... As a junior in 1957-58, Parr dominated the Big Seven by averaging 20.6 points and a school-record 14.5 rebounds per game en route to helping the Wildcats to the 1958 Final Four...





**Jack Parr [cont.]**

Parr still ranks among the Top 10 in several school statistical categories, including first in both single season (14.5 rpg.) and career (12.7 rpg.) rebounding averages and second in career double-doubles (40)... He is the first and only Wildcat to post four 20-point and 20-rebound games in his career, while only three other players have done it more than once... He ranks second in single-season (340) and career (889) rebounds, while his 26 rebounds against Drake on Dec. 8, 1956 still places second all-time on the single-game chart... In addition, he ranks 16th on the all-time scoring list with 1,184 points... His most thrilling game came against Kansas in 1958 when Parr made one of the greatest defensive plays in school history, blocking **Wilt Chamberlain** in the waning seconds to help K-State post a 79-75 win... Chosen in the 10th round of the 1958 NBA Draft by the Cincinnati Royals... He played one season professionally before turning to private business and becoming a Big Eight basketball official... Selected to the school's 13-member All-Century Basketball Team in 2003... Named to the K-State Athletics Hall of Fame in 2004... No. 33 jersey was honored in 2005... Passed away on January 4, 2015.

**Parr's Career Statistics**

YEAR	GP-GS	MIN	AVG	FG-A	PCT	3PT-A	PCT	FT-A	PCT	REB	AVG	PF-FO	A	TO	BLK	ST	PTS	AVG
1955-56	25	---	---	153-373	.411	---	---	128-201	.637	340	13.6	96-8	---	---	---	---	434	17.4
1956-57	20-20	---	---	156-334	.467	---	---	99-151	.656	290	14.5	-6	---	---	---	---	411	20.6
1957-58	25-25	---	---	125-386	.324	---	---	89-142	.627	259	10.4	---	---	---	---	---	339	13.6
<b>Totals</b>	<b>70-45</b>	---	---	<b>434-1093</b>	<b>.397</b>	---	---	<b>316-494</b>	<b>.640</b>	<b>889</b>	<b>12.7</b>	<b>-14</b>	---	---	---	---	<b>1184</b>	<b>16.9</b>



**Bob Booser**  
forward // omaha, neb. // 1956-59

Considered to be the school's most decorated player, Booser was the landslide vote-getter for the All-Century Basketball Team released in 2003 and remains the only Wildcat to be a two-time consensus first team All-American... A three-time letterman for legendary coach **Tex Winter**, he helped the school post a 62-15 overall record from 1956-59 with two conference titles and two NCAA Tournament appearances highlighted by the 1958 Final Four... A first team All-American in both 1957-58 and 1958-59, he averaged a double-double for his 77-game career with 21.9 points on 44 percent shooting with 10.7

rebounds per game... He is one of only two players (**Willie Murrell**) to average 20 points and 10 rebounds in a career... In addition to his All-America honors, he was the first Wildcat to be named Big Eight Player of the Year (in both 1958 and 1959) and just the second to earn first team all-conference three times... A native of Omaha, Nebraska, he averaged a then school-record 25.6 points per game as a senior en route to leading the school to the 1958-59 Big Eight regular-season title with a 14-0 mark and the No. 1 ranking in the final regular season poll... Arguably one of the best teams in school history, the Wildcats lost to **Oscar Robertson** and the Cincinnati Bearcats in the Midwest Regional for a chance to advance to the Final Four for the second consecutive season... His single-season scoring mark stood for nearly 50 years until **Michael Beasley**, who also wore No. 30 on his jersey, averaged 26.2 points in 2007-08... It was common knowledge that when K-State was in trouble, the Wildcats would clear one side and provide a double-pick for a 20-foot Booser jump shot... As one rival head coach once said, "I knew he would shoot, my players knew he would shoot, the good Father above knew he was going to shoot, but we couldn't do anything about it"... Although he played more than 50 years ago, he still ranks among numerous Top 10 lists for single-game, single-season and career records at K-State, including first in career 20-point games (45) and career double-doubles (42), second in career scoring average (21.9 ppg.) and 30-point games (10), fourth in career rebounds (824) and fifth in career points (1,685)... He still owns the all-time marks for free throws made (529) and attempted (702), while his 23 makes (on 26 attempts) against Purdue on Dec. 1, 1958 remains No. 1 on the chart for the most free throws made in one game in school history... The first Wildcat to play on an Olympic team, he was part of the gold-medal winning 1960 U.S. Olympic team that was enshrined into the Naismith Basketball Hall of Fame in 2010... Touted as the greatest basketball team in Olympic history, the 1960 U.S. squad went a perfect 8-0 in winning gold in Rome, averaging 101.9 points a game and posting an average margin of victory of 42.4 points... Booser averaged 6.8 points in playing in all eight games... Selected with the No. 1 pick of the 1959 NBA Draft by the Cincinnati Royals, he went on to play 11 seasons (1959-71) in the NBA for six different teams, leading the Milwaukee Bucks to the 1971 NBA title in his final season... He scored 12,964 points (14.8 ppg.) on 46.2 percent shooting during his pro career with 7,119 rebounds and 1,237 assists in 874 games... Charter member of the K-State Athletics Hall of Fame in 1990... Selected to Kansas Sports Hall of Fame in 1996... Named to the school's 13-member All-Century Basketball Team in 2003... No. 30 jersey was honored in 2005... Elected as part of the 1960 U.S. Olympic team into the Naismith Basketball Hall of Fame in 2010... Selected to the National Collegiate Basketball Hall of Fame in 2016... Passed away on May 18, 2012.



**Booser's Career Statistics**

YEAR	GP-GS	MIN	AVG	FG-A	PCT	3PT-A	PCT	FT-A	PCT	REB	AVG	PF-FO	A	TO	BLK	ST	PTS	AVG
1956-57	23-23	---	---	136-306	.444	---	---	178-229	.777	237	10.3	75-	---	---	---	---	450	19.6
1957-58	27-27	---	---	195-441	.442	---	---	154-215	.716	281	10.4	106-11	---	---	---	---	544	20.1
1958-59	27-27	---	---	247-568	.435	---	---	197-258	.764	306	11.3	89-4	---	---	---	---	691	25.6
<b>Totals</b>	<b>77-77</b>	---	---	<b>578-1315</b>	<b>.440</b>	---	---	<b>529-702</b>	<b>.754</b>	<b>824</b>	<b>10.7</b>	<b>270-15</b>	---	---	---	---	<b>1685</b>	<b>21.9</b>



**Roy DeWitz**  
guard/forward // barrington, ill. // 1955-58

Described as that "other player" at K-State when **Bob Booser**, **Jack Parr** and **Wally Frank** were garnering all the headlines from 1955-58, DeWitz earned honorable mention All-American honors from United Press as a senior in 1958, along with First Team All-Big Seven honors... The captain and starting guard for the 1958 Final Four squad, he led the Wildcats to the Big Seven title and a No. 3 ranking in The Associated Press poll with a 22-5 record as a senior... Described as "the hustling heart of our ball club," by **Tex Winter**, he was considered by many as one of the best defensive players in the nation... DeWitz played a key role in a double-overtime win over Kansas and **Wilt Chamberlain** in February 1958, leading both squads in rebounding with 14 in a zone defense to stop Chamberlain... He was unanimously selected as the team's "Most Inspirational Player" in 1957, becoming the first junior to be awarded that honor... In all, he played in 68 games, scoring 615 career points and leading the team to a pair of Big Seven titles and NCAA Tournament appearances with a 54-21 record... Was taken in the third round of the 1958 NBA Draft by the Detroit Pistons, but never played opting to become a teacher and coach at Manhattan High School... Spent two years as an assistant to Winter at K-State from 1964-66 before serving one season as head coach at Augustana (S.D.) College from 1966-67, and three years as an assistant to **Norm Stewart** at Missouri from 1967-70... Selected to the K-State Athletics Hall of Fame in 2013.

**DeWitz's Career Statistics**

YEAR	GP-GS	MIN	AVG	FG-A	PCT	3PT-A	PCT	FT-A	PCT	REB	AVG	PF-FO	A	TO	BLK	ST	PTS	AVG
1955-56	18	---	---	51-143	.357	---	---	47-72	.653	95	5.3	---	---	---	---	---	149	8.3
1956-57	23-23	---	---	84-248	.339	---	---	82-134	.612	139	6.0	---	---	---	---	---	250	10.9
1957-58	27-27	---	---	71-227	.313	---	---	74-100	.740	149	5.5	---	---	---	---	---	216	8.0
<b>Totals</b>	<b>68-50</b>	---	---	<b>206-618</b>	<b>.333</b>	---	---	<b>203-306</b>	<b>.663</b>	<b>383</b>	<b>5.6</b>	---	---	---	---	---	<b>615</b>	<b>9.0</b>



**Mike Wroblewski**  
center // south bend, ind. // 1959-62

The leading scorer for one of the best K-State teams not to win a conference title, Wroblewski was named a second team All-American by *The Sporting News* as well as first team All-Big Eight as a senior in 1962... After averaging 7.3 points as a sophomore and 6.1 points as a junior, the center had a senior season to remember, averaging 19 points and 8.5 rebounds for a Wildcat squad that posted a 22-3 overall record, including a 12-2 mark in Big Eight play, and finished No. 6 in The Associated Press poll... His 46 points against Kansas on Feb. 7, 1962 still ranks as the third-highest total by a Wildcat in school history and is the most-ever in a conference game... Still holds conference game marks for field goals made (17) and attempted (34) with that effort vs. the Jayhawks... A three-year letterman for head coach **Tex Winter** from 1959-62, he led the Wildcats to one of their best stretches in school history with a cumulative 60-18 record that included two Big Eight titles and the 1961 Midwest Regional Final... He played in 77 career games, collecting 822 points (10.7 ppg.) and 416 rebounds (5.4 rpg.)... Was taken in the fifth round of the 1962 NBA Draft by the Cincinnati Royals while he was also taken in the ABA Draft by the Kansas City Bulls... Selected to the K-State Athletics Hall of Fame in 2020.

**Wroblewski's Career Statistics**

YEAR	GP-GS	MIN	AVG	FG-A	PCT	3PT-A	PCT	FT-A	PCT	REB	AVG	PF-FO	A	TO	BLK	ST	PTS	AVG
1959-60	25-12	---	---	71-185	.384	---	---	40-69	.580	87	3.5	49-2	---	---	---	---	182	7.3
1960-61	27-5	---	---	68-196	.347	---	---	30-54	.556	117	4.3	67-2	---	---	---	---	166	6.1
1961-62	25-25	---	---	183-476	.385	---	---	108-148	.730	212	8.5	88-	---	---	---	---	474	19.0
<b>Totals</b>	<b>77-42</b>	---	---	<b>322-857</b>	<b>.376</b>	---	---	<b>178-271</b>	<b>.657</b>	<b>416</b>	<b>5.4</b>	<b>204-</b>	---	---	---	---	<b>822</b>	<b>10.7</b>



**Willie Murrell**  
guard // taft, okla. // 1962-64

One of just 11 players to earn first team All-America honors, Murrell was a two-year letterman for head coach **Tex Winter** from 1962-64... He guided the Wildcats to a 38-16 record, including a pair of Big Eight Conference titles and a Final Four appearance in 1964... Transferred to K-State after two years at Eastern Oklahoma A&M (1960-62)... Murrell is one of just six players in school history to average a double-double for his career and one of just two (along with **Bob Booser**) to average 20 points and 10 rebounds, averaging 20.6 points and 10.7 rebounds in 54 career games... His career averages in scoring and rebounding still rank among the top-5 in school history, including third in rebounding (10.7 rpg.) and fifth in scoring (20.6 ppg.)... He was twice named an All-American during his record-setting senior season in 1964, including earning first team honors from the Helms Foundation and second team accolades from *Converse Yearbook*... He averaged 22.3 points and 11.1 rebounds per game as a senior in guiding the Wildcats to a 22-7 overall record, the Big Eight regular-season and Holiday championships and the 1964 Final Four... He earned 25.3 points during the run to the Final Four, including a 29-point, 13-rebound effort in the semifinals against UCLA en route to earning recognition to the All-Midwest Regional Tournament team and the All-Final Four squad... He is the only player to ever record a double-double in a Final Four game and the only one ever named to an All-Final Four team... His 29 points against the Bruins are the most by a Wildcat in a Final Four game... He still ranks among the top 10 in 20 single-game, season and/or career statistical categories in school history... His 1,112 points are the second-most among transfers... Selected in the fourth round of the 1964 NBA Draft by the St. Louis Bombers... Played three professional seasons, including stints with the ABA's Denver Nuggets (1967-68) and Miami Floridians (1968-70)... Selected to the Kansas Sports Hall of Fame in 2012... No. 44 jersey was honored in 2009... Passed away on December 6, 2018.



**Murrell's Career Statistics**

YEAR	GP-GS	MIN	AVG	FG-A	PCT	3PT-A	PCT	FT-A	PCT	REB	AVG	PF-FO	A	TO	BLK	ST	PTS	AVG
1962-63	25-25	---	---	181-405	.447	---	---	102-149	.685	255	10.2	64-0	---	---	---	---	464	18.6
1963-64	29-29	---	---	251-536	.468	---	---	146-192	.760	321	11.1	68-	---	---	---	---	648	22.3
<b>Totals</b>	<b>54-54</b>	---	---	<b>432-941</b>	<b>.459</b>	---	---	<b>248-341</b>	<b>.727</b>	<b>576</b>	<b>10.7</b>	<b>132-</b>	---	---	---	---	<b>1112</b>	<b>20.6</b>



**Steve Mitchell**

center // oklahoma city, okla. // 1970-73

The "Big Kid" as he was called, Mitchell was the center on the Wildcats' back-to-back Big Eight Championship teams in the 1972 and 1973, earning first team All-America honors from the Helms Foundation as a senior... A three-year letterman for head coach **Jack Hartman** from 1970-73, he led K-State to consecutive NCAA Midwest Regional Finals and a 42-14 record his junior and senior seasons... During his All-America season in 1973, he averaged a near double-double (15.1 ppg., 8.9 rpg.) for a Wildcat squad that posted a 23-5 overall record, including a 12-2 mark in Big Eight play, and a No. 9 ranking in The Associated Press poll...

The team lost in the Midwest Regional Final to eventual national runner-up Memphis... He made an immediate impact for first-year head coach **Jack Hartman** in 1970-71, averaging a team-best 14.3 points with 8.1 rebounds as a sophomore en route to earning Big Eight Newcomer of the Year honors in 1971... As a junior, he was one of four players to average double figures for the 1971-72 Big Eight Champions, helping the Wildcats to a 19-9 record and the Midwest Regional Final... Scored 1,079 points in his career, as he connected on 52.3 percent of his field goals in his 82-game career and still ranks among the Top 10 in rebounding (649) and career double-digit rebounding games (26)... He is one of 13 players to score 1,000 points and collect 500 rebounds in a career... Was taken in the third round of the 1973 NBA Draft by the Phoenix Suns as well as the second round of the ABA Draft by the Denver Nuggets... He played professionally in Europe before his tragic death at the age of 27 while playing in Italy in 1978.

**Mitchell's Career Statistics**

YEAR	GP-GS	MIN	AVG	FG-A	PCT	3PT-A	PCT	FT-A	PCT	REB	AVG	PF-FO	A	TO	BLK	ST	PTS	AVG
1970-71	26-21	---	---	139-283	.491	---	---	93-138	.674	211	8.1	96-8	---	---	---	---	371	14.3
1971-72	28-12	---	---	107-210	.509	---	---	69-114	.605	188	6.7	78-3	---	---	---	---	283	10.1
1972-73	28-28	---	---	182-325	.560	---	---	61-88	.693	250	8.9	102-9	---	---	---	---	425	15.2
<b>Totals</b>	<b>82-61</b>	---	---	<b>428-818</b>	<b>.523</b>	---	---	<b>223-340</b>	<b>.656</b>	<b>649</b>	<b>7.9</b>	<b>276-20</b>	---	---	---	---	<b>1079</b>	<b>13.2</b>



**Chuckie Williams**

guard // columbus, ohio // 1972-76

One of the school's most potent scorers, Williams became just the second Wildcat to collect first team All-America honors twice in a career, earning the recognition from the Helms Foundation as a junior and senior in 1975 and 1976... A four-year letterman for head coach **Jack Hartman** from 1972-76, where he helped K-State to 82 wins, two NCAA Elite Eight appearances and the 1973 Big Eight regular-season title... Part of the "Purple Pop Guns" tandem, along with **Mike Evans**, which paced K-State in scoring during the 1974-75 and 1975-76 seasons... After averaging just 5.3 points as a sophomore, he made one of the

biggest scoring jumps in school history the following season as he paced the Wildcats in scoring at 22.1 points per game en route to guiding K-State to a 20-9 overall record and the 1975 Elite Eight as a junior... He again averaged 20 points (20.9 ppg.) as a senior in helping the Wildcats to another 20-win season and the NIT in 1976 en route to earning first team All-America accolades from the Helms Foundation and second team honors from *Basketball Weekly*, *Converse Yearbook* and *The Sporting News*... He enjoyed two of his more impressive scoring nights as a junior with a then-school record 47 points against Holy Cross on December 5, 1975 and a 35-point effort in an overtime loss to Syracuse in the East Regional Final on March 22, 1975... He held the single-game scoring mark for 19 years before it was eclipsed by **Askia Jones'** 62-point effort vs. Fresno State in 1994, while his 35 points were the most by a Wildcat in a NCAA Tournament game before **Steve Henson** tied the mark in 1990 and **Jacob Pullen** eclipsed the mark with 38 in 2011... He still ranks among the top 10 in a number of single-game, season and/or career categories in school history, including tops in field goals made (22) and attempted (42) in a game and season field goals attempted (594)... Averaged 16.2 points on 47 percent shooting for his career, including a 21.5 points per game average his last two seasons... Was taken in the first round of the 1976 NBA Draft by the Cleveland Cavaliers... Named to the All-Century Basketball Team in 2003... Selected to the K-State Athletics Hall of Fame in 2006... Chosen to the Kansas Sports Hall of Fame in 2014... No. 10 jersey was honored in 2006.



**Williams' Career Statistics**

YEAR	GP-GS	MIN	AVG	FG-A	PCT	3PT-A	PCT	FT-A	PCT	REB	AVG	PF-FO	A	TO	BLK	ST	PTS	AVG
1972-73	1-0	---	---	0-1	.000	---	---	0-0	.000	0	0.0	0-0	---	---	---	---	0	0.0
1973-74	26-1	---	---	61-153	.399	---	---	17-21	.810	42	1.6	30-0	---	---	---	---	139	5.3
1974-75	29-29	---	---	290-594	.488	---	---	60-73	.822	111	3.8	65-0	---	---	---	---	640	22.1
1975-76	28-28	---	---	270-572	.472	---	---	45-61	.738	71	2.5	52-1	---	---	---	---	585	20.9
<b>Totals</b>	<b>84-58</b>	---	---	<b>621-1320</b>	<b>.470</b>	---	---	<b>122-155</b>	<b>.787</b>	<b>224</b>	<b>2.7</b>	<b>147-1</b>	---	---	---	---	<b>1364</b>	<b>16.2</b>



**Mike Evans**

guard // goldsboro, n.c. // 1974-78

The first player in school history to total 2,000 career points, including the second-most with 2,115, Evans earned first team All-America honors from the Helms Foundation and third team accolades from The Associated Press as a senior in 1978... A four-year letterman for head coach **Jack Hartman** from 1974-78, he helped guide the Wildcats to 82 wins, three postseason appearances and the 1977 Big Eight regular season and tournament titles... The team's leading scorer in 1977 and 1978, he averaged 19.1 points during his All-America campaign his senior season in helping K-State to an 18-win season... As a junior in 1977, he

averaged 18.3 points as the Wildcats captured both the Big Eight regular-season and tournament titles and a trip to the Midwest Regional Final during a 24-win season... He was the team's second-leading scorer as a freshman and sophomore, teaming with **Chuckie Williams** to form the "Purple Pop Guns" tandem, which averaged nearly 40 points per game during the 1974-75 and 1975-76 seasons... In addition to his All-America accolades, he is one of three players (joining **Bob Boozer** and **Lon Kruger**) in school history to be named Big Eight Player of the Year twice (1977, 1978) and one of just three Wildcats to receive the honor... He is also one of three players (joining **Boozer** and **Jack Parr**) to earn first team all-conference honors three times (1976, 1977, 1978)... He was named the 1975 Big Eight Newcomer of the Year as a freshman... He still places among the Top 10 in a number of single-game, season and/or career categories in school history, including tops in career field goals made (890) and field goals attempted (1,810), second in career scoring (2,115) and third in career double-digit scoring games (93) and career 20-point games (40)... He ranks No. 8 on the Big Eight's all-time scoring list... He is the only Wildcat to score 500 or more points in three separate seasons... Averaged 18.1 points on 49.2 percent shooting in 117 career games... Was taken in the first round of the 1978 NBA Draft by the Denver Nuggets... He played nine seasons in the NBA before retiring in 1989, including stints with San Antonio (1978-80), Milwaukee (1980-82), Cleveland (1981-82) and Denver (1982-89)... He spent time in various capacities with the Nuggets upon his retirement, including serving as interim coach for the final 56 games of the 2001-02 season... Selected as a member of the K-State Sports Hall of Fame in 1998... Named to the school's All-Century Basketball Team in 2003... Chosen to the Kansas Sports Hall of Fame in 2005... No. 12 jersey was honored in 2006.



**Evans' Career Statistics**

YEAR	GP-GS	MIN	AVG	FG-A	PCT	3PT-A	PCT	FT-A	PCT	REB	AVG	PF-FO	A	TO	BLK	ST	PTS	AVG
1974-75	29-28	---	---	213-446	.478	---	---	66-81	.815	103	3.6	54-1	---	---	---	---	492	17.0
1975-76	28-28	---	---	216-425	.508	---	---	70-82	.854	94	3.4	64-0	---	---	---	---	502	17.9
1976-77	31-31	---	---	227-468	.485	---	---	112-145	.772	110	3.5	66-1	91	---	---	---	566	18.3
1977-78	29-29	---	---	234-471	.497	---	---	87-120	.725	86	3.0	62-1	91	---	---	---	555	19.1
<b>Totals</b>	<b>117-116</b>	---	---	<b>890-1810</b>	<b>.492</b>	---	---	<b>335-428</b>	<b>.783</b>	<b>393</b>	<b>3.4</b>	<b>246-3</b>	<b>182</b>	---	---	---	<b>2115</b>	<b>18.1</b>



**Rolando Blackman**

guard // brooklyn, n.y. // 1977-81

One of just three players to earn first team All-America honors in consecutive seasons, Blackman was a four-year letterman for head coach **Jack Hartman** from 1977-81, guiding the Wildcats to an 80-41 (.661) record, including two NCAA Tournament appearances and the Big Eight Tournament title in 1980... The school's No. 3 all-time scorer with 1,844 points, he was selected as a first team All-American as a senior in 1980-81 when he was chosen to the Helms Foundation, *The Sporting News*, *Converse Yearbook* and John R. Wooden Award teams in helping K-State to a 24-win season and the West Regional Final... He

first earned All-America accolades as a junior in guiding the Wildcats to 22 wins, the 1980 Big Eight Tournament crown and the NCAA Tournament... He was named to the first team by the Helms Foundation and *The Sporting News*, second team by *Basketball Weekly* and *Basketball Times* and third team by The Associated Press in 1980... He is one of four players (along with **Bob Boozer**, **Mike Evans** and **Lon Kruger**) to be named Big Eight Player of the Year, earning the honor in 1980, and the only two-time conference Defensive Player of the Year (1979, 1980)... The only player to earn all-league honors all four seasons, including one of three players (joining **Boozer** and **Jack Parr**) to earn first team accolades three times (1979, 1980, 1981)... He still ranks among the school's Top 10 in a number of statistical categories, including second in career double-digit scoring games (100), career field goals made (755) and consecutive starts (102)... Averaged 15.2 points on 51.7 percent shooting in 121 career games, leading the team scoring for three straight seasons... Was taken in the first round of the 1981 NBA Draft by the Dallas Mavericks... He played 13 seasons in the NBA, including 11 with the Mavericks...





**Rolando Blackman [cont.]**

The four-time NBA All-Star played with Dallas from 1981-92 and ranks second on the all-time scoring list with 16,643 points... In team history, he is second behind **Dirk Nowitzki** in field goals made (6,487) and attempted (13,061), free throw made (3,501) and attempted (4,166) as well as starts (781)... He had his number 22 jersey retired by the Mavericks on March 11, 2000... Has spent the last 21 seasons in various capacities in the Dallas front office, including his current post as vice president of corporate relations... Selected as a member of the K-State Sports Hall of Fame in 1995... Chosen to the Kansas Sports Hall of Fame in 1998... Named to the 13-member All-Century Basketball Team in 2003... No. 25 jersey was honored in 2007... Became the first Wildcat player inducted into the National Collegiate Basketball Hall of Fame in 2015.

**Blackman's Career Statistics**

YEAR	GP-GS	MIN	AVG	FG-A	PCT	3PT-A	PCT	FT-A	PCT	REB	AVG	PF-FO	A	TO	BLK	ST	PTS	AVG
1977-78	29-24	---	---	127-269	.472	---	---	61-93	.656	187	6.5	56-0	45	---	---	---	315	10.9
1978-79	28-28	---	---	200-392	.510	---	---	83-113	.735	110	3.9	46-0	79	---	---	---	483	17.3
1979-80	31-31	---	---	226-419	.540	---	---	100-145	.690	145	4.7	50-1	94	---	---	---	552	17.8
1980-81	33-33	---	---	202-380	.532	---	---	90-115	.783	165	5.0	62-1	102	---	---	---	494	15.0
<b>Totals</b>	<b>121-116</b>	<b>---</b>	<b>---</b>	<b>755-1460</b>	<b>.517</b>	<b>---</b>	<b>---</b>	<b>334-466</b>	<b>.717</b>	<b>607</b>	<b>5.0</b>	<b>214-2</b>	<b>320</b>	<b>---</b>	<b>---</b>	<b>---</b>	<b>1844</b>	<b>15.2</b>



**Ed Nealy**

forward // bonner springs, kan. // 1978-82

The only Wildcat to earn All-America honors on and off the court, Nealy was an honorable mention All-America selection by The Associated Press as a senior in 1982 to go with his second team Academic All-America honors... He averaged 11.3 points on 53.8 percent shooting with 8.7 rebounds as a senior in helping K-State to a 23-win season and the 1982 NCAA Midwest Regional Semifinals... A four-year letterman for **Jack Hartman** from 1978-82, he led the Wildcats to 85 wins, three NCAA Tournament appearances, including the 1981 West Regional Final, and the 1980 Big Eight Tournament title... A three-time All-Big Eight

selection, he was the 1979 Newcomer of the Year after averaging 10.2 points and 8.2 rebounds as a freshman... Earned second team Academic All-America distinction as a junior in 1981... One of the greatest rebounders in school history, he is the only Wildcat to total more than 1,000 career points and rebounds... His 1,069 career rebounds still rank first in school history and third in Big Eight history... He places first in career double-digit rebounding games (45) and third in career double-doubles (34), while he is the only Wildcat to lead the team in rebounding four consecutive seasons... Was taken in the eighth round of the 1982 NBA Draft by the Kansas City Kings... He played 10 seasons in the NBA with five different teams, including winning a pair of world championships with the Chicago Bulls in 1991 and 1993... He scored 1,451 points in his NBA career on 49.8 percent shooting with 1,799 rebounds... Named to the school's 13-member All-Century Basketball Team in 2003... Selected as a member of the K-State Sports Hall of Fame in 2006... Chosen to the Kansas Sports Hall of Fame in 2014.



**Nealy's Career Statistics**

YEAR	GP-GS	MIN	AVG	FG-A	PCT	3PT-A	PCT	FT-A	PCT	REB	AVG	PF-FO	A	TO	BLK	ST	PTS	AVG
1978-79	28-24	---	---	115-266	.432	---	---	56-71	.789	230	8.2	75-1	47	---	---	---	286	10.2
1979-80	31-30	---	---	114-243	.469	---	---	76-105	.724	270	8.7	76-0	71	---	---	---	304	9.8
1980-81	33-33	---	---	152-289	.526	---	---	59-82	.720	301	9.1	78-2	77	---	---	---	363	11.0
1981-82	31-31	---	---	138-243	.568	---	---	75-122	.615	268	8.7	67-1	75	---	---	---	351	11.3
<b>Totals</b>	<b>123-118</b>	<b>---</b>	<b>---</b>	<b>519-1041</b>	<b>.499</b>	<b>---</b>	<b>---</b>	<b>266-380</b>	<b>.700</b>	<b>1069</b>	<b>8.7</b>	<b>296-4</b>	<b>270</b>	<b>---</b>	<b>---</b>	<b>---</b>	<b>1304</b>	<b>10.6</b>



**Mitch Richmond**

forward // fort lauderdale, fla. // 1986-88

One of the more recognizable players in school history, Richmond earned consensus second team All-America honors as a junior in 1988, becoming the school's first consensus selection in nearly 30 years... During his All-America season, he led K-State to a then school-record tying 25-wins, a second-place finish in the Big Eight and a rousing trip through the NCAA Tournament that led the Wildcats to an appearance in the Elite Eight... Averaged 22.6 points on 51.4 percent shooting in 1987-88 with 6.3 rebounds and 3.7 assists en route to earning second team All-America distinction from UPI, *Basketball Weekly*, *The*

*Sporting News* and U.S. Basketball Writers of America (USBWA) and third team from The Associated Press and *Basketball Times*... A highly-regarded community college transfer from Moberly (Mo.) Junior College, he was the Wildcats' second-leading scorer (18.6 ppg.) as a sophomore in 1986-87, guiding the school to its first 20-win season and NCAA Tournament appearance in five years... Led K-State to 45 wins in his two-year career with a pair of NCAA Tournament appearances and a trip to the 1988 NCAA Midwest Regional Final... His 1,327 points are the most by a player in a two-year career, while his 786 points as a junior in 1987-88 rank second on the single season list...

Still ranks among the school's Top 10 in a number of single-game, season and career categories, including fourth in career scoring average (20.7 ppg.) and 20-point games (34) and fifth in 30-point games (7)... Was taken in the first round of the 1988 NBA Draft by the Golden State Warriors... Played 14 seasons in the NBA with Golden State (1988-91), Sacramento (1991-98), Washington (1998-2001) and Los Angeles (2001-02), winning the 2002 NBA title with the Lakers... 1989 NBA Rookie of the Year... Six-time NBA All-Star, including MVP in 1995, and a five-time All-NBA selection... One of just a few players in NBA history to average 21.0 or more points in each of his first 10 seasons... Scored more than 20,000 points in his NBA career... Had his number 2 jersey retired by the Kings on December 5, 2003... Two-time Olympian, winning a bronze in 1988 and a gold with the "Dream Team" in 1996... Selected as a member of the K-State Sports Hall of Fame in 1998... Named to the 13-member All-Century Basketball Team in 2003... No. 23 jersey was honored in 2009... Selected to the Naismith Memorial Basketball Hall of Fame in 2014.



**Richmond's Career Statistics**

YEAR	GP-GS	MIN	AVG	FG-A	PCT	3PT-A	PCT	FT-A	PCT	REB	AVG	PF-FO	A	TO	BLK	ST	PTS	AVG
1986-87	30-28	964	32.1	201-450	.447	39-108	.361	118-155	.761	170	5.7	79-2	80	82	13	38	559	18.6
1987-88	34-34	1200	35.3	268-521	.514	46-98	.469	186-240	.775	213	6.3	77-3	125	115	13	23	768	22.6
<b>Totals</b>	<b>64-62</b>	<b>2,164</b>	<b>33.8</b>	<b>469-971</b>	<b>.483</b>	<b>85-206</b>	<b>.413</b>	<b>304-395</b>	<b>.770</b>	<b>383</b>	<b>6.0</b>	<b>156-5</b>	<b>205</b>	<b>197</b>	<b>26</b>	<b>61</b>	<b>1327</b>	<b>20.7</b>



**Steve Henson**

guard // mcpherson, kan. // 1986-90

The first player to lead the school to four consecutive NCAA Tournaments, Henson earned honorable mention All-America honors as a junior in 1989 from The Associated Press... Filling the scoring void left by **Mitch Richmond**, he led the Wildcats in scoring as both a junior and senior, including an 18.5-points per game average during his All-America season to go with 4.7 assists... Was twice named All-Big Eight, including first team in 1989... A tenacious competitor who was once called "K-State's stick of dynamite..." Considered the program's greatest point guard, he broke 21 school records and etched his name

among the Top 10 in 41 categories... Still owns school career marks in seven categories, including assists (582), assists per game (4.58), free throw percentage (90.0), minutes played (4,474), minutes per game (35.2) and consecutive starts (118)... Ranks in the Top 5 of several other categories, including 3-point field goals made (240), free throws made (361), steals (190) and assist-to-turnover ratio (1.98)... His 1,655 career points ranks seventh on the school's all-time scoring list... Remembered best for shooting free throws like a machine, once making a school-record 48 in a row... Holds the career record for free throw percentage at 90 percent (361-of-401) and owns three of the four single-season records, including a school-record and nation-leading 92.5 percent (111-of-120) in 1987-88... Holds the school's single-game mark by making all 17 attempts vs. Iowa State on February 24, 1988... The record-holder for free throw percentage by a sophomore (92.5) and junior (92.0)... Was taken in the second round of the 1990 NBA Draft by the Milwaukee Bucks... Played seven years in the NBA for Milwaukee (1990-92), Atlanta (1992-93), Charlotte (1993-94), Portland (1994-95) and Detroit (1997-99), logging time in 238 games with 739 points and 465 assists... Named to the school's 13-member All-Century Basketball Team in 2003... Selected as a member of the K-State Sports Hall of Fame in 2013... Joined the coaching ranks becoming an assistant to his college coach **Lon Kruger** at Illinois, UNLV and Oklahoma before the assuming the head coaching reins at UTSA in 2016.



**Henson's Career Statistics**

YEAR	GP-GS	MIN	AVG	FG-A	PCT	3PT-A	PCT	FT-A	PCT	REB	AVG	PF-FO	A	TO	BLK	ST	PTS	AVG
1986-87	31-22	950	30.6	75-190	.395	26-64	.406	57-69	.826	63	2.0	91-2	114	7	50	233	7.5	
1987-88	34-34	1243	36.6	79-184	.429	42-83	.506	111-120	.925	81	2.4	70-1	186	71	7	35	311	9.1
1988-89	30-30	1123	37.4	192-413	.465	79-177	.446	92-100	.920	81	2.7	69-1	141	80	0	43	555	18.5
1989-90	32-32	1158	36.2	181-406	.446	93-213	.437	101-112	.902	85	2.7	81-0	141	73	0	62	556	17.4
<b>Totals</b>	<b>127-118</b>	<b>4,474</b>	<b>35.2</b>	<b>527-1193</b>	<b>.442</b>	<b>240-537</b>	<b>.447</b>	<b>361-401</b>	<b>.900</b>	<b>310</b>	<b>2.4</b>	<b>311-4</b>	<b>582</b>	<b>294</b>	<b>9</b>	<b>190</b>	<b>1655</b>	<b>13.0</b>





**Michael Beasley**  
forward // washington, d.c. // 2007-08

Perhaps the greatest one-year player in school history, Beasley became the 11th and most recent first team All-American during the 2007-08 campaign, as he posted the third-most points (866) and second-most rebounds (408) by a freshman in NCAA history... Led the Wildcats to a 21-win campaign and their first NCAA Tournament in 12 seasons in his lone season... Just the second consensus first team All-American in school history and the first since **Bob Boozer** earned the recognition in back-to-back seasons in 1958 and 1959... Selected for first team honors by The Associated Press (unanimous), John R.

Wooden Award, National Association of Basketball Coaches (NABC)/State Farm, *CBS Sports.com*, *Rivals.com*, *Sports Illustrated*, *The Sporting News*, *ESPN.com*, Dick Vitale, U.S. Basketball Writers Association (USBWA) and *CollegeInsider.com*... Became the first player in school history to be named National Player of the Year when he was named for the honor by *CBS Sports.com* and *Rivals.com*, while he was runner-up for the John R. Wooden and Naismith Player of the Year trophies... Consensus 2007-08 National Freshman of the Year, earning the distinction from *CBS Sports.com*, *Rivals.com*, *CollegeHoops.net*, *CollegeInsider.com*, *The Sporting News* and USBWA... Selected for first team Freshman All-American honors from *CBS Sports.com*, *CollegeHoops.net*, *CollegeInsider.com* and *Rivals.com*... The recipient of the 2008 Pete Newell Big Man of the Year given annually to the nation's top Big Man by the NABC... Swept most major Big 12 accolades, earning Phillips 66 Player and Freshman of the Year trophies as well as consensus First Team All-Big 12 honors from the league coaches and AP and Phillips 66 Big 12 All-Rookie Team accolades... Named Phillips 66 Big 12 Player (three) and/or Rookie (eight) of the Week honors a combined 11 times... Became just the second student-athlete and first men's player to win any weekly award seven straight week... Led the Wildcats in nearly every statistical category... Led the nation in 40-point games (3), 30-point, 10-rebound (13), 20-point, 10-rebound games (22), rebounding average (12.4 rpg.) and double-doubles (28)... Broke the NCAA freshman mark for double-doubles and was just the 11th player in NCAA Division I history to post 28 or more double-doubles in a single season... Set 30 school career (3), single-season (13) and freshman records (14) and 17 Big 12 single-game (6), single-season (9) and freshman (2) marks... Among his school record are single-season points (866), scoring average (26.2 ppg.), 30-point games (13), 20-point games (26), double-doubles (28), rebounds (408), double-digit rebounds (29), field goals (307) and free throws (216)... Became the third freshman in NCAA history to lead the nation in rebounding... Was taken in the first round of the 2008 NBA Draft by the Miami Heat... Has played 11 seasons in the NBA for seven teams, most recently with the Los Angeles Lakers in 2018-19.

**Beasley's Career Statistics**

YEAR	GP-GS	MIN	AVG	FG-A	PCT	3PT-A	PCT	FTA	PCT	REB	AVG	PF-FO	A	TO	BLK	ST	PTS	AVG
2007-08	33-33	1041	31.5	307-577	.532	36-95	.379	216-279	.774	408	12.4	85-1	38	95	54	42	866	26.2



**Bill Walker**  
forward // huntington, w.va. // 2006-08

Often overshadowed by the play of All-American **Michael Beasley**, Walker earned Freshman All-American honors from *CBS Sports.com*, *CollegeHoops.net* and *CollegeInsider.com* during the 2007-08 season... Led the Wildcats to a 21-win campaign and their first NCAA Tournament in 12 seasons in his redshirt freshman season... He ranked second to Beasley in a number of categories, including scoring (16.1 ppg.), 3-point games (2), 20-point games (9), rebounding (6.3 rpg.), double-doubles (4), blocks (17) and free throws (101)... One of just five Big 12 players to rank in the Top 10 in scoring, rebounding and

field goal percentage, including one of three freshmen... Teamed with Beasley to form the fourth-best scoring tandem in the nation at 42.3 points per game, which was the best scoring average by a tandem in both school and Big 12 history... Named to several all-conference teams, including second team by the *Kansas City Star* and third team by the league coaches and The Associated Press... Twice selected as the Phillips 66 Big 12 Rookie of the Week... Played five seasons in the NBA for three teams before pursuing a career overseas.

**Walker's Career Statistics**

YEAR	GP-GS	MIN	AVG	FG-A	PCT	3PT-A	PCT	FTA	PCT	REB	AVG	PF-FO	A	TO	BLK	ST	PTS	AVG
2006-07	6-5	139	23.2	26-65	.400	0-9	.000	16-24	.667	27	4.5	17-1	5	11	0	4	68	11.3
2007-08	31-28	846	27.3	181-389	.465	35-114	.307	101-137	.737	196	6.3	101-3	59	81	17	27	498	16.1
Totals	37-33	985	26.6	207-454	.456	35-123	.285	117-161	.727	223	6.0	118-4	64	92	17	31	566	15.3



**Denis Clemente**  
guard // bayamon, puerto rico // 2008-10

A transfer from Miami (Fla.), Clemente played two seasons at K-State (2008-10), earning fourth team All-American honors from *FOXSports.com* as a senior in helping the Wildcats to a school-record 29 wins and its first Elite Eight in 22 seasons in 2009-10... Averaged 16.6 points during his All-American season to go with 4.2 assists per game... Led the team in minutes (34.7), field goals (213) and assists (154), while was second in scoring, double-figure scoring games (34), 20-point games (11) and 3-pointers (88)... Named to the NCAA West Regional All-Tournament team during the Wildcats' run to the Elite Eight, averaging a

team-best 21.5 points against Xavier and Butler... Averaged 19.8 points during the four-game NCAA Tournament run, leading the Wildcats in scoring vs. North Texas and Butler and dishing the team highs in three of the four games... Selected to the Phillips 66 Big 12 Championship All-Tournament team after averaging 17.7 points and 7.0 assists per game in guiding the team to its first-ever Championship game... Made an impact as a junior in 2008-09,

leading the Wildcats in scoring (15.0 ppg.) and assists (3.5 apg.) en route to a 22-win season and a trip to the NIT... Named the 2009 Phillips 66 Big 12 Newcomer of the Year... Tied a then Big 12 single-game record and Erwin Center record with 44 points in a win at Texas on January 31, 2009... Led K-State to a 51-20 record his two-year career, including a 20-12 mark in Big 12 play... Twice named Second Team All-Big 12... Scored 1,093 points in 69 career games, which ranks third by a transfer... One of six Wildcats to top 1,000 career points in a two-year career... Has played professionally all over the world, including most recently in Puerto Rico.

**Clemente's Career Statistics**

YEAR	GP-GS	MIN	AVG	FG-A	PCT	3PT-A	PCT	FTA	PCT	REB	AVG	PF-FO	A	TO	BLK	ST	PTS	AVG
2008-09	32-32	952	29.8	167-412	.405	59-161	.366	87-109	.798	78	2.4	76-1	112	84	0	27	480	15.0
2009-10	37-37	1284	34.7	213-526	.405	88-258	.341	99-133	.744	88	2.4	78-1	154	72	4	40	613	16.6
Totals	69-69	2236	32.4	380-938	.405	147-419	.351	186-242	.769	166	2.4	154-2	266	156	4	67	1093	15.8



**Jacob Pullen**  
guard // maywood, ill. // 2007-11

The school's all-time leading scorers (2,132 points) and first three-time team captain, Pullen earned All-American status twice in his distinguished playing career, first as a junior in 2010 and lastly as a senior in 2011... He first won All-America honor as a third team selection from *The Sporting News* and an honorable mention pick from The Associated Press in 2010 after helping the Wildcats total a school-record 29 wins and their first trip to the Elite Eight in 22 seasons... He repeated his third team honors as a senior in 2011 from the AP,

National Association of Basketball Coaches (NABC)/State Farm, *The Sporting News* and *Yahoo! Sports* after guiding the Wildcats to a 23-win season and the NCAA Tournament... Became just the third player in school history to be selected a John R. Wooden Award All-American and one of just 10 players nationally... Captured the Frances Pomeroy Naismith Award, as the best player under 6-foot by the Naismith Memorial Basketball Hall of Fame in 2011... Averaged a team-best 20.2 points during his All-American senior season on 42.6 percent shooting, including 38.1 percent from 3-point range, with 3.7 assists, 2.9 rebounds and 1.6 steals per game... Led the Wildcats in 15 categories, including scoring, double-digit scoring (29), 30-point games (2), 20-point games (17)... His 38 points against Wisconsin in the NCAA Southeast Regional Third Round on March 19, 2011 were the most by a Wildcat in a NCAA Tournament contest... Set the career scoring mark with his 38 vs. Wisconsin... Averaged a team-best 19.3 points during his All-American junior campaign with 3.4 assists, 2.6 rebounds and 1.8 steals per game... Led the Wildcats in eight categories in 2010 and became just the fourth player to top 700 points in a single season in school history... Selected to the NCAA West Regional All-Tournament Team after averaging 21 points in games with Xavier and Butler... Named to Phillips 66 Big 12 Championship All-Tournament team after averaging a team-best 19.3 points in helping the Wildcats to the Championship game... Registered 37 consecutive double-digit scoring games, which is the longest single-season streak and the longest in school history... His 110 3-point field goals tied Askia Jones for the most in a single season at K-State... A three-time All-Big 12 selection, including first team in 2010 and 2011, while he was twice named to the All-Defensive Team... Became the second Wildcat (joining **Mike Evans**) and the sixth Big 12 player to eclipse 2,000 career points... Ranks in the Top 5 in 17 career categories at K-State and in the Top 10 in six career categories in Big 12 history... First Wildcat with at least 1,800 points, 400 assists, 300 rebounds and 200 steals... Has played professionally all over the world, including currently in Slovenia.

**Pullen's Career Statistics**

YEAR	GP-GS	MIN	AVG	FG-A	PCT	3PT-A	PCT	FTA	PCT	REB	AVG	PF-FO	A	TO	BLK	ST	PTS	AVG
2007-08	33-14	771	23.4	108-269	.401	40-132	.303	63-92	.685	45	1.4	56-1	106	69	1	40	319	9.7
2008-09	34-34	1027	30.2	153-403	.380	75-224	.335	91-125	.728	91	2.7	74-0	109	98	2	54	472	13.9
2009-10	37-37	1168	31.6	201-480	.419	110-278	.396	203-247	.822	96	2.6	89-1	125	93	2	67	715	19.3
2010-11	31-31	1012	32.6	191-448	.426	74-194	.381	170-220	.773	90	2.9	55-0	115	95	4	49	626	20.2
Totals	135-116	3978	29.5	653-1600	.408	299-828	.361	527-684	.770	322	2.4	274-2	455	355	9	210	2132	15.8



**Rodney McGruder**  
guard // washington, d.c. // 2009-13

The program's latest All-American, McGruder earned honorable mention honors from The Associated Press in 2013 after guiding the Wildcats to their first-ever Big 12 Championship, the NCAA Tournament and a 27-win season... It was the school's first league title since 1977 with record-tying 14 league victories, while the 27 wins were the second-most in school history... Led the Wildcats in 12 categories as a senior, including scoring (15.6 ppg.), field goals (204), double-digit scoring games (29), rebounding (5.4 rpg.) and starts (35)... Ranked in the Big 12's Top 20 in seven categories, including fourth in scoring...

Named to Phillips 66 Big 12 Championship All-Tournament team after averaging team-highs in both scoring (22.3 ppg.) and rebounding (7.0 rpg.) in helping the Wildcats to the Championship game... Earned All-Big 12 honors three times, including first team accolades as a senior in 2012-13... Apart of the winningest class in school history with 101 victories (101-38) and the second class to make four consecutive NCAA Tournament appearances... Ranks in the Top 10 in 14 career categories at K-State, including eighth in scoring with 1,576 points in 135 games played... One of only three Wildcats (along with **Bob Boozer** and **Dean Wade**) to rank in the Top 10 in both career scoring (1,576, 8th) and rebounding (654, 9th)... Has played six seasons in the NBA, including currently with Detroit.

**McGruder's Career Statistics**

YEAR	GP-GS	MIN	AVG	FG-A	PCT	3PT-A	PCT	FTA	PCT	REB	AVG	PF-FO	A	TO	BLK	ST	PTS	AVG
2009-10	33-0	412	12.5	46-93	.495	19-43	.419	18-25	.720	91	2.8	27-0	17	15	10	10	128	3.9
2010-11	34-34	1040	30.6	130-296	.439	69-169	.408	49-69	.710	202	5.9	61-0	52	48	8	24	378	11.1
2011-12	33-33	1085	32.9	188-406	.463	50-130	.385	97-121	.802	173	5.2	63-0	46	50	9	38	523	15.8
2012-13	35-35	1171	33.5	204-462	.442	51-152	.336	88-117	.752	188	5.4	54-0	71	58	9	44	547	15.6
Totals	135-102	3708	27.5	568-1257	.452	188-494	.381	253-332	.759	654	4.8	205	186	171	36	116	1576	11.7



Consensus All-Americans



**Ernie Barrett**  
Second team [1951]



**Dick Knostman**  
Second team [1953]



**Bob Boozer**  
First team [1958]



**Bob Boozer**  
First team [1959]



**Mitch Richmond**  
Second team [1988]



**Michael Beasley**  
First team [2008]

**National Honors**

**National Player of the Year**

2008 Michael Beasley, forward  
*(CBS Sports.com, Rivals.com)*

**Naismith Player of the Year**

2008 Michael Beasley, forward *(runner-up)*

**John R. Wooden Player of the Year**

2008 Michael Beasley, forward *(runner-up)*

**National Freshman of the Year**

2008 Michael Beasley, forward *(consensus)*

**Pete Newell Big Man of the Year**

2008 Michael Beasley, forward

**Frances Pomeroy Naismith Award**

2011 Jacob Pullen, guard

**All-Americans**

**First Team**

- 1917 F.I. Reynolds, guard *(Helms)*
- 1950 Rick Harman, guard *(The Sporting News)*
- 1951 Ernie Barrett, guard *(Helms, The Sporting News, International News Service)*
- 1953 Dick Knostman, guard *(Helms, Look, Newspaper Enterprises Association)*
- 1958 Bob Boozer, forward *(Helms, Look, NABC)*
- 1959 Bob Boozer, forward *(AP, UPI, Helms, Look, Converse Yearbook, The Sporting News, Newspaper Enterprises Association, NABC)*
- 1964 Willie Murrell, guard *(Helms)*
- 1973 Steve Mitchell, center *(Helms)*
- 1975 Chuckie Williams, guard *(Helms)*
- 1976 Chuckie Williams, guard *(Helms)*
- 1978 Mike Evans, guard *(Helms)*
- 1980 Rolando Blackman, guard *(Helms, Converse Yearbook)*
- 1981 Rolando Blackman, guard *(Helms, The Sporting News, Converse Yearbook, John R. Wooden Award)*
- 2008 Michael Beasley, forward *(AP, John R. Wooden Award, NABC/State Farm, CBS Sports.com, ESPN.com, Rivals.com, Sports Illustrated, The Sporting News, Dick Vitale, USBWA)*

**Second Team**

- 1937 Frank Groves, guard *(Omaha World Herald)*
- 1948 Howard Shannon, guard *(Helms)*
- 1950 Rick Harman, guard *(Helms)*
- 1951 Ernie Barrett, guard *(Converse Yearbook, Look)*
- 1952 Dick Knostman, guard *(Converse Yearbook)*
- 1953 Dick Knostman, guard *(AP, UPI, Colliers International News Service)*
- 1957 Jack Parr, guard *(Helms, Converse Yearbook)*
- 1958 Bob Boozer, forward *(AP, UPI, Converse, International News Service, The Sporting News)*
- 1962 Mike Wroblewski, guard *(The Sporting News)*
- 1964 Willie Murrell, guard *(Converse Yearbook)*
- 1976 Chuckie Williams, guard *(Basketball Weekly, Converse Yearbook, The Sporting News)*
- 1980 Rolando Blackman, guard *(Basketball Weekly, Basketball Times)*

1988 Mitch Richmond, forward *(UPI, Basketball Weekly, The Sporting News, USBWA)*

**Third Team**

- 1937 Frank Groves, guard *(Converse Yearbook)*
- 1951 Ernie Barrett, guard *(UPI)*
- 1952 Dick Knostman, guard *(AP)*
- 1958 Jack Parr, guard *(NABC)*
- 1978 Mike Evans, guard *(AP)*
- 1980 Rolando Blackman, guard *(AP)*
- 1988 Mitch Richmond, forward *(AP, Basketball Times)*
- 2010 Jacob Pullen, guard *(The Sporting News)*
- 2011 Jacob Pullen, guard *(AP, John R. Wooden Award, NABC/State Farm, The Sporting News, Yahoo! Sports)*

**Fourth Team**

- 1953 Dick Knostman, guard *(Converse Yearbook)*
- 2010 Denis Clemente, guard *(FOXSports.com)*
- 2011 Jacob Pullen, guard *(FOXSports.com)*

**Honorable Mention**

- 1958 Roy DeWitz, guard *(UP)*
- Jack Parr, guard *(UP)*
- 1982 Ed Nealy, guard *(AP)*
- 1989 Steve Henson, guard *(AP)*
- 2010 Jacob Pullen, guard *(AP)*
- 2013 Rodney McGruder, forward *(AP)*

**Freshman**

- 1975 Mike Evans, guard *(Basketball Weekly)*
- 2008 Michael Beasley, forward
- Bill Walker, forward

**McDonald's All-American**

- 1976 Tom Freeman
- 1990 Deryl Cunningham
- 2007 Michael Beasley
- 2009 Wally Judge

**Athletics Hall of Fame**

*Inductees into the K-State Athletics Hall of Fame*

- 1990 \*Ernie Barrett *(player)*
- \*Bob Boozer *(player)*
- \*Jack Gardner *(head coach)*
- 1991 Mike Ahearn *(head coach)*
- Jack Hartman *(head coach)*
- Fred "Tex" Winter *(head coach)*
- 1995 Rolando Blackman *(player)*
- 1998 Mike Evans *(player)*
- Mitch Richmond *(player)*
- Howard Shannon *(player)*
- 2000 Frank Groves *(player)*
- 2003 Dick Knostman *(player)*
- Lon Kruger *(player/head coach)*
- Oren Stoner *(player)*
- 2004 Jack Parr *(player)*
- 2006 Ed Nealy *(player)*
- Chuckie Williams *(player)*
- 2013 Roy DeWitz *(player)*
- 2016 Max Moss *(contributor/player)*
- 2018 David Hall *(player)*
- F.I. Reynolds *(player)*
- 2020 Mike Wroblewski *(player)*

\*inaugural class

**Conference Awards**

**Player of the Year**

- 1958 Bob Boozer, forward *(UPI)*
- 1959 Bob Boozer, forward *(UPI)*
- 1973 Lon Kruger, guard
- 1974 Lon Kruger, guard
- 1977 Mike Evans, guard *(AP)*
- 1978 Mike Evans, guard
- 1980 Rolando Blackman, guard
- 2008 Michael Beasley, forward

**Defensive Player of the Year**

- 1979 Rolando Blackman, guard
- 1980 Rolando Blackman, guard
- 2019 Barry Brown, Jr., guard

**Big 12 Sixth Man Award**

- 2007 Cartier Martin, forward
- 2010 Jamar Samuels, forward

**Big 12 Most Improved Player**

- 2022 Nijel Pack, guard

**Sophomore of the Year**

- 1970 Bob Zender, forward

**Freshman of the Year**

- 1975 Mike Evans, guard *(AP)*
- 2008 Michael Beasley, forward

**Newcomer of the Year**

- 1970 Bob Zender, forward *(AP)*
- 1971 Steve Mitchell, center *(AP)*
- 1972 Lon Kruger, guard *(AP)*
- 1975 Mike Evans, guard *(AP)*
- 1977 Curtis Redding, forward *(AP)*
- 1979 Ed Nealy, forward *(AP)*
- 1980 Randy Reed, center *(AP, UPI)*
- 1986 Norris Coleman, forward
- 1990 Jean Derouillere, guard *(co-UP)*
- 1993 Anthony Beane, guard *(AP)*
- 2004 Jeremiah Massey, forward *(AP)*
- 2009 Denis Clemente, guard

**All-Conference Honors**

*All are Coaches' first team selections unless denoted*

**Missouri Valley Conference**

- 1915 E.C. Jones, guard
- 1919 John Clark, center
- George Jennings, forward
- 1920 Holman Bunger, forward
- E. Cowell, guard
- 1921 Holman Bunger, forward
- E. Cowell, guard
- 1926 C.A. Byers, guard
- 1927 C.A. Byers, guard

**Big Six Conference**

- 1932 Eldon Auken, guard
- 1935 Frank Groves, center
- 1936 Frank Groves, center
- 1937 Frank Groves, center
- 1938 Homer Wesche, guard
- 1939 Homer Wesche, guard
- 1946 Jay Payton, guard

**Big Seven Conference**

- 1948 Clarence Brannum, center
- Howard Shannon, guard
- 1949 Rick Harman, forward
- 1950 Clarence Brannum, center
- 1951 Ernie Barrett, guard
- Lew Hitch, forward
- Jack Stone, forward
- 1952 Dick Knostman, center
- 1953 Dick Knostman, center
- 1956 Jack Parr, center
- 1957 Bob Boozer, forward
- Jack Parr, center
- 1958 Bob Boozer, forward *(first team/first team)*
- Jack Parr, center *(first team/second team)*
- Roy DeWitz, guard *(second team/honorable mention)*

**Big Eight Conference**

- 1959 Bob Boozer, forward
- Don Matuszak, guard
- 1960 Wally Frank, forward
- 1961 Larry Comley, forward
- 1962 Pat McKenzie, forward
- Mike Wroblewski, center
- 1963 Willie Murrell, forward
- 1964 Willie Murrell, forward
- 1968 Steve Honeycutt, guard

*Beginning in 1969, there were two separate all-conference teams, the Associated Press (listed first in parentheses) and the United Press International. The UPI team was discontinued after the 1991 season, and the conference began keeping a coaches' all-conference team in 1993.*

- 1969 Steve Honeycutt, guard *(first team/second team)*
- Gene Williams, forward *(second team/second team)*
- 1970 Jerry Venable, forward *(first team/second team)*
- Bob Zender, forward *(second team/first team)*
- 1972 David Hall, center
- 1973 Lon Kruger, guard
- 1974 Lon Kruger, guard
- 1975 Chuckie Williams, guard *(first team)*
- 1976 Mike Evans, guard
- Chuckie Williams, guard
- 1977 Mike Evans, guard
- Curtis Redding, forward
- Larry Dassie, forward *(second team)*
- 1978 Mike Evans, guard
- Rolando Blackman, guard *(second team)*
- 1979 Rolando Blackman, forward
- 1980 Rolando Blackman, guard
- Ed Nealy, forward *(second team)*
- 1981 Rolando Blackman, guard
- Ed Nealy, forward *(second team)*
- Tyrone Adams, guard *(honorable mention)*
- Ed Nealy, forward
- 1982 Jim Roder, guard *(honorable mention)*
- 1985 Eddie Elder, forward *(honorable mention/second team)*
- Tom Alfaro, guard *(—/honorable mention)*
- 1986 Norris Coleman, forward *(first team/first team)*
- 1987 Norris Coleman, forward *(first team/first team)*
- Mitch Richmond, forward *(second team/second team)*
- 1988 Mitch Richmond, forward *(first team/first team)*



**Big Eight Conference (cont.)**

- 1989 Steve Henson, guard (first team/first team)  
Fred McCoy, guard (—/second team)  
LaKeith Humphrey, guard  
(honorable mention/honorable mention)
- 1990 Steve Henson, guard (second team/second team)  
Jean Derouillere, guard  
(honorable mention/honorable mention)
- 1991 Jeff Wires, guard (second team/second team)  
Keith Amerson, guard  
(honorable mention/honorable mention)  
Jean Derouillere, guard  
(honorable mention/honorable mention)
- 1992 Askia Jones, guard  
(honorable mention/honorable mention)  
Wylie Howard, forward (—/honorable mention)  
Marcus Zeigler, guard  
(honorable mention/honorable mention)
- 1993 Anthony Beane, guard (second team/second team)  
Deryl Cunningham, forward (honorable mention/—)  
Vincent Jackson, forward  
(honorable mention/honorable mention)  
Askia Jones, guard (—/honorable mention)
- 1994 Askia Jones, guard (second team/second team)  
Anthony Beane, guard (honorable mention)  
Deryl Cunningham, forward  
(honorable mention/honorable mention)
- 1995 Elliot Hatcher, guard (honorable mention/—)  
Belvis Noland, forward  
(honorable mention/honorable mention)
- 1996 Elliot Hatcher, guard (first team/second team)  
Tyrone Davis, forward  
(second team/honorable mention)

**All-Freshman Team**

- 1986 Norris Coleman, guard (UPI)
- 1987 Steve Henson, guard (UPI)
- 1990 Askia Jones, guard (UPI)

**All-Newcomer Team**

- 1993 Anthony Beane, guard

**All-Defensive Team**

- 1993 Vincent Jackson, guard

**All-Surprise Team**

- 1987 Will Scott, forward (UPI)
- 1988 Ron Meyer, guard (UPI)

**All-Underrated Team**

- 1992 Marcus Zeigler, forward
- 1993 Deryl Cunningham, forward

**All-Improved Team**

- 1993 Deryl Cunningham, forward

**All-Transfer Team**

- 1985 Joe Wright, guard (UPI)
- 1987 Mitch Richmond, forward (UPI)  
Will Scott, guard (UPI)
- 1988 Fred McCoy, guard (UPI)
- 1989 LaKeith Humphrey, guard (UPI)
- 1990 Jean Derouillere, guard (UPI)
- 1991 Maurice Brittain, guard (UPI)

**All-Bench Team**

- 1987 Mark Dobbins, forward (UPI)
- 1988 Mark Dobbins, forward (UPI)
- 1989 Lance Simmons, guard (UPI)
- 1991 Marcus Zeigler, guard (UPI)

**Big 12 Conference**

- 1997 Mark Young, forward (honorable mention)
- 1998 Manny Dies, forward (third team)  
Aaron Swartzendruber, guard (hon. mention)
- 1999 Manny Dies, forward (honorable mention)  
Tony Kitt, forward (honorable mention)  
Shawn Rhodes, guard (honorable mention)
- 2000 Cortez Groves, guard (honorable mention)  
Tony Kitt, forward (honorable mention)
- 2001 Larry Reid, guard (honorable mention)
- 2002 Larry Reid, guard (second team)
- 2003 Pervis Pasco, forward (honorable mention)
- 2004 Jeremiah Massey, forward (third team)
- 2005 Jeremiah Massey, forward (second team)
- 2006 Cartier Martin, forward (second team)
- 2007 Cartier Martin, forward (second team)  
David Hoskins, forward (second team)
- 2008 \*Michael Beasley, forward (first team)  
Bill Walker, forward (third team)
- 2009 Denis Clemente, guard (second team)  
Jacob Pullen, guard (honorable mention)  
Jacob Pullen, guard (first team)  
Denis Clemente, guard (second team)
- 2011 \*Jacob Pullen, guard (first team)  
Rodney McGruder, guard (third team)
- 2012 Rodney McGruder, guard (second team)  
Jamar Samuels, forward (honorable mention)
- 2013 Rodney McGruder, guard (first team)  
Angel Rodriguez, guard (second team)  
Shane Southwell, guard (honorable mention)
- 2014 Marcus Foster, guard (second team)  
Thomas Gipson, forward (honorable mention)  
Will Spradling, guard (honorable mention)

- 2015 Marcus Foster, guard (honorable mention)  
Thomas Gipson, forward (honorable mention)  
Nino Williams, forward (honorable mention)
- 2016 Wesley Iwundu, guard (third team)
- 2017 Wesley Iwundu, guard (third team)  
D.J. Johnson, forward (honorable mention)  
Dean Wade, forward (first team)
- 2018 Barry Brown, Jr., guard (second team)
- 2019 \*Barry Brown, Jr., guard (first team)  
Dean Wade, forward (first team)  
Xavier Sneed, guard (honorable mention)  
Kamau Stokes, guard (honorable mention)  
Xavier Sneed, guard (honorable mention)
- 2020 Mike McGuirl, guard (honorable mention)
- 2021 Nijel Pack, guard (first team)
- 2022 Mark Smith, guard (third team)  
Markquis Nowell, guard (honorable mention)

**All-Newcomer Team**

- 2008 Michael Beasley, forward
- 2014 Marcus Foster, guard
- 2016 Barry Brown, Jr., guard  
Dean Wade, guard
- 2022 Mark Smith, guard

**All-Defensive Team**

- 2010 Jacob Pullen, guard
- 2011 Jacob Pullen, guard
- 2012 Jordan Henriquez, forward  
Rodney McGruder, guard
- 2013 Angel Rodriguez, guard
- 2016 Wesley Iwundu, guard
- 2018 Barry Brown, Jr., guard
- 2019 Barry Brown, Jr., guard
- 2022 Markquis Nowell, guard

\*Unanimous selection

**Region Honors**

All are first team selections unless denoted

**USBWA All-District**

- 1976 Mike Evans, guard
- 1977 Mike Evans, guard
- 1986 Norris Coleman, forward
- 1987 Norris Coleman, forward
- 1989 Steve Henson, guard
- 1990 Steve Henson, guard
- 1993 Anthony Beane, guard
- 1994 Askia Jones, guard
- 1996 Elliot Hatcher, guard
- 1998 Manny Dies, forward
- 2006 Cartier Martin, forward
- 2007 Cartier Martin, forward
- 2008 Michael Beasley, forward  
Bill Walker, forward
- 2009 Denis Clemente, guard
- 2010 Denis Clemente, guard  
Jacob Pullen, guard
- 2011 Askia Jones, guard
- 2012 Rodney McGruder, guard
- 2013 Rodney McGruder, guard
- 2018 Barry Brown, Jr., guard  
Dean Wade, forward  
Barry Brown, Jr., guard  
Dean Wade, forward
- 2019 Barry Brown, Jr., guard  
Dean Wade, forward
- 2022 Nijel Pack, guard

**NABC All-District**

- 1950 Rick Harman, forward  
Clarence Brannum, center
- 1951 Ernie Barrett, guard
- 1952 Jim Iverson, guard  
Dick Knostman, forward (honorable mention)  
Bob Rousy, guard (honorable mention)
- 1953 Dick Knostman, forward  
Bob Rousey, guard (honorable mention)
- 1954 Jesse Priscock, forward  
Gene Stauffer, guard
- 1957 Jack Parr, guard
- 1958 Bob Boozer, forward  
Jack Parr, guard
- 1959 Bob Boozer, forward (second team)
- 1960 Wally Frank, forward
- 1961 Larry Comley, forward (honorable mention)
- 1962 Mike Wroblewski, center
- 1963 Willie Murrell, forward (second team)
- 1964 Willie Murrell, forward

**Multiple All-Conference Honors**

**Four-Time All-Conference**

Rolando Blackman (1977-81)	2nd	1st	1st	1st
----------------------------	-----	-----	-----	-----

**Three-Time All-Conference**

Frank Groves (1935-37)	1st	1st	1st
Jack Parr (1955-58)	1st	1st	1st
Bob Boozer (1956-59)	1st	1st	1st
Mike Evans (1974-78)	1st	1st	1st
Ed Nealy (1978-82)	2nd	2nd	1st
Jacob Pullen (2007-11)	HM	1st	1st
Rodney McGruder (2009-13)	3rd	2nd	1st

**Three-Time First Team All-Conference**

Frank Groves (1935-37)	1935/1936/1937
Jack Parr (1955-58)	1956/1957/1958
Bob Boozer (1956-59)	1957/1958/1959
Mike Evans (1974-78)	1976/1977/1978
Rolando Blackman (1977-81)	1979/1980/1981

**Three-Time All-Big 12**

Jacob Pullen (2007-11)	2009/2010/2011
Rodney McGruder (2009-13)	2011/2012/2013

**Two-Time First Team All-Conference**

Holman Bunger (1919-21)	1920/1921
E. Cowell (1919-21)	1920/1921
C.A. Byers (1925-27)	1926/1927
Homer Wesche (1937-39)	1938/1939
Clarence Brannum (1946-50)	1948/1950
Dick Knostman (1950-53)	1952/1953
Willie Murrell (1962-64)	1963/1964
Steve Honeycutt (1966-69)	1968/1969
Lon Kruger (1971-74)	1973/1974
Chuckie Williams (1972-76)	1975/1976
Norris Coleman (1985-87)	1986/1987
Jacob Pullen (2007-11)	2010/2011
Dean Wade (2015-19)	2018/2019

**Two-Time All-Big 12**

Manny Dies (1996-99)	1998/1999
Tony Kitt (1998-2000)	1999/2000
Larry Reid (2000-02)	2001/2002
Jeremiah Massey (2003-05)	2004/2005
Cartier Martin (2004-07)	2006/2007
Denis Clemente (2008-10)	2009/2010
Marcus Foster (2013-15)	2014/2015
Thomas Gipson (2011-15)	2016/2017

Wesley Iwundu (2013-17)	2016/2017
Dean Wade (2015-19)	2018/2019
Barry Brown, Jr. (2015-19)	2018/2019
Xavier Sneed (2016-20)	2019/2020

**Multiple First Team Selections in Same Season**

John Clark / George Jennings	1918-19
Holman Bunger / E. Cowell	1919-20
Holman Bunger / E. Cowell	1920-21
Clarence Brannum / Howard Shannon	1947-48
Ernie Barrett / Lew Hitch / Jack Stone	1950-51
Bob Boozer / Jack Parr	1956-57
Bob Boozer / Jack Parr	1957-58
Bob Boozer / Don Matuszak	1958-59
Pat McKenzie / Mike Wroblewski	1961-62
Jerry Venable / Bob Zender	1969-70
Mike Evans / Chuckie Williams	1975-76
Mike Evans / Curtis Redding	1976-77
Barry Brown, Jr. / Dean Wade	2018-19



## NABC All-District (cont.)

- 1965 Jeff Simons, forward (third team)
- 1969 Gene Williams, forward  
Steve Honeycutt, guard (second team)
- 1972 David Hall, center (second team)
- 1973 Steve Mitchell, center  
Lon Kruger, guard (third team)
- 1974 Lon Kruger, guard  
Larry Williams, forward (third team)
- 1975 Chuckie Williams, guard (second team)
- 1976 Chuckie Williams, guard  
Mike Evans, guard (second team)
- 1977 Mike Evans, guard
- 1978 Mike Evans, guard
- 1979 Rolando Blackman, guard (second team)
- 1980 Rolando Blackman, guard
- 1981 Rolando Blackman, guard
- 1982 Ed Nealy, center (second team)  
Randy Reed, forward (second team)
- 1986 Norris Coleman, forward (second team)
- 1987 Norris Coleman, forward
- 1988 Mitch Richmond, forward
- 1989 Steve Henson, guard (second team)
- 1990 Steve Henson, guard
- 1991 Jean Deroouillere, guard (second team)
- 1996 Tyrone Davis, forward (second team)
- 1998 Manny Dies, forward (second team)
- 2005 Jeremiah Massey, forward (second team)
- 2006 Cartier Martin, forward (second team)
- 2007 Cartier Martin, forward (second team)
- 2008 Michael Beasley, forward  
Bill Walker, forward (second team)
- 2010 Jacob Pullen, guard (second team)
- 2011 Jacob Pullen, guard (second team)
- 2012 Rodney McGruder, guard (second team)
- 2013 Rodney McGruder, guard (first team)  
Angel Rodriguez, guard (second team)
- 2014 Marcus Foster, guard (second team)
- 2019 Barry Brown, Jr., guard (first team)  
Dean Wade, forward (first team)
- 2022 Nijel Pack, guard (first team)

## All-Tournament Honors

Region is in parenthesis

### NCAA All-Final Four

- 1964 Willie Murrell

### NCAA All-Tournament

- 1951 Ed Head (West)  
Jack Stone (West)
- 1956 Harry Wallace (Midwest)
- 1958 Bob Boozer (Midwest)  
Roy DeWitz (Midwest)  
Jack Parr (Midwest)
- 1959 Bob Boozer (Midwest)  
Don Matuszak (Midwest)
- 1961 \*Larry Comley (Midwest)
- 1964 Willie Murrell (Midwest)  
Roger Suttner (Midwest)
- 1970 David Hall (Midwest)  
Jerry Venable (Midwest)
- 1972 Danny Beard (Midwest)
- 1975 \*Chuckie Williams (East)
- 1981 Rolando Blackman (West)  
Ed Nealy (West)
- 1988 Mitch Richmond (Midwest)  
Will Scott (Midwest)
- 2010 Denis Clemente (West)  
Jacob Pullen (West)
- 2018 Barry Brown, Jr. (South)  
Xavier Sneed (South)

### Big Eight All-Tournament

- 1977 \*\*Mike Evans  
Curtis Redding
- 1978 Mike Evans  
Curtis Redding
- 1980 \*\*Rolando Blackman  
Ed Nealy  
Jari Willis

## Big Eight All-Tournament (cont.)

- 1981 Tyrone Adams  
Rolando Blackman
- 1987 Steve Henson  
Mitch Richmond
- 1988 Mitch Richmond
- 1989 LaKeith Humphrey
- 1993 Anthony Beane  
Vincent Jackson  
Askia Jones

### Big 12 All-Tournament

- 2010 Denis Clemente  
Jacob Pullen
- 2013 Rodney McGruder  
Angel Rodriguez
- 2018 Makol Mawien

\*\*Most Outstanding Player

## Weekly Awards

### Big 12 Player of the Week

- 1997-98 Manny Dies, forward (1/18/98)
- 1999-00 Galen Morrison, guard (1/10/00)
- 2004-05 Jeremiah Massey, forward (12/27/04)  
Jeremiah Massey, forward (1/31/05)  
Michael Beasley, forward (11/12/07)  
Michael Beasley, forward (1/14/08)  
Michael Beasley, forward (3/9/08)
- 2008-09 Denis Clemente, guard (2/2/09)
- 2009-10 Jacob Pullen, guard (12/14/09)  
Denis Clemente, guard (2/8/10)  
Denis Clemente, guard (2/22/10)  
Jacob Pullen, guard (2/7/11)  
Jacob Pullen, guard (2/21/11)
- 2011-12 Jamar Samuels, forward (12/5/11)  
Rodney McGruder, guard (12/26/11)  
Jamar Samuels, forward (3/4/12)
- 2012-13 Rodney McGruder, guard (12/10/12)  
Rodney McGruder, guard (12/24/12)  
Rodney McGruder, guard (1/7/13)  
Rodney McGruder, guard (1/21/13)  
Angel Rodriguez, guard (2/18/13)
- 2014-15 Nino Williams, forward (12/15/14)  
Marcus Foster, guard (1/12/15)  
Nino Williams, forward (1/26/15)  
Wesley Iwundu, guard (11/16/15)
- 2015-16 Dean Wade, forward (1/22/18)
- 2017-18 Barry Brown, Jr., guard (1/14/19)
- 2018-19 Dean Wade, forward (1/21/19)  
Cartier Diarra, guard (12/30/19)
- 2019-20 Nijel Pack, guard (1/24/22)
- 2021-22 Nijel Pack, guard (2/7/22)

### Big 12 Newcomer of the Week

- 1998-99 Josh Kimm, guard (11/24/98)  
Tony Kitt, forward (12/1/98)  
Tony Kitt, forward (1/4/99)
- 2000-01 Larry Reid, guard (1/2/01)  
Larry Reid, guard (2/5/01)
- 2001-02 Pervis Pasco, forward (2/4/02)  
Pervis Pasco, forward (3/4/02)
- 2002-03 Tim Ellis, guard (12/30/02)  
Frank Richards, guard (2/17/03)
- 2003-04 Jeremiah Massey, forward (2/9/04)  
Jeremiah Massey, forward (3/8/04)
- 2004-05 Fred Peete, guard (12/13/04)  
Fred Peete, guard (2/14/05)
- 2005-06 David Hoskins, forward (11/28/05)  
David Hoskins, forward (12/12/05)
- 2007-08 Michael Beasley, forward (11/19/07)  
Bill Walker, forward (12/10/07)  
Michael Beasley, forward (12/26/07)  
Bill Walker, forward (1/21/08)  
Michael Beasley, forward (1/28/08)  
Michael Beasley, forward (2/4/08)  
Michael Beasley, forward (2/11/08)  
Michael Beasley, forward (2/18/08)  
Michael Beasley, forward (2/25/08)  
Michael Beasley, forward (3/3/08)

- 2011-12 Thomas Gipson, forward (12/12/11)
- 2013-14 Marcus Foster, guard (1/6/14)  
Marcus Foster, guard (2/10/14)
- 2015-16 Dean Wade, forward (12/7/15)  
Barry Brown, guard (1/11/16)  
Dean Wade, forward (2/8/16)
- 2021-22 Mark Smith, guard (1/3/22)

## National Academic Honors

- Arthur Ashe Jr. Sports Scholar Award
- 2012 Victor Ojeleye

## NCAA Postgraduate Scholar

- 1968 Earl Seyfert

## Academic All-Americans

- 1964 Max Moss (third team)
- 1968 Earl Seyfert (first team)
- 1972 David Hall (third team)
- 1973 Lon Kruger (second team)  
Ernie Kusnyer (second team)
- 1974 Lon Kruger (second team)
- 1980 Tim Jankovich (third team)
- 1981 Tim Jankovich (second team)  
Ed Nealy (second team)
- 1982 Tim Jankovich (second team)  
Ed Nealy (second team)
- 1984 Eddie Elder (honorable mention)

## Academic Honors

All are first team selections unless denoted

### Big Eight Conference

- 1965 Roy Smith
- 1966 Earl Seyfert  
Roy Smith
- 1972 David Hall  
Lon Kruger
- 1973 Lon Kruger  
Ernie Kusnyer  
Larry Williams
- 1974 Lon Kruger
- 1975 Doug Snider
- 1976 Bobby Noland
- 1980 Tim Jankovich  
Ed Nealy
- 1981 Tim Jankovich  
Ed Nealy
- 1982 Tim Jankovich  
Ed Nealy
- 1983 Eddie Elder
- 1984 Eddie Elder  
Jim Roder
- 1985 Eddie Elder
- 1987 Mark Dobbins
- 1988 Mark Dobbins
- 1989 Mark Dobbins
- 1995 Tyrone Davis

## Big 12 Conference

- 1997 Chris Marsh (first team)  
Shawn Rhodes (honorable mention)  
Aaron Swartzendruber (honorable mention)
- 1998 Josh Reid (first team)  
Shawn Rhodes (first team)  
Aaron Swartzendruber (first team)
- 1999 Shawn Rhodes (first team)  
Josh Reid (first team)  
Tony Kitt (honorable mention)  
Travis Reynolds (honorable mention)  
Josh Reid (first team)
- 2000 Josh Reid (first team)
- 2001 Ivan Sulic (first team)  
Donnie Wallace (first team)
- 2002 Ivan Sulic (first team)
- 2004 Blake Bauer (first team)  
Josh Eilert (first team)
- 2006 Clent Stewart (first team)
- 2007 Serge Afeli (first team)  
Clent Stewart (second team)
- 2008 Clent Stewart (first team)
- 2009 Buchi Awaji (first team)  
Chris Merriewether (first team)
- 2010 Chris Merriewether (first team)  
Victor Ojeleye (first team)
- 2011 Victor Ojeleye (first team)
- 2012 Victor Ojeleye (first team)
- 2013 Rodney McGruder (first team)  
Will Spradling (second team)
- 2014 Ryan Schultz (first team)  
Will Spradling (second team)
- 2015 Thomas Gipson (first team)  
Brian Rohleder (first team)
- 2016 Brian Rohleder (first team)
- 2017 Austin Budke (first team)  
Wesley Iwundu (first team)  
Mason Schoen (first team)  
Zach Winter (first team)  
D.J. Johnson (second team)
- 2018 Kade Kinnamon (first team)  
Pierson McAtee (first team)  
Mason Schoen (first team)  
Xavier Sneed (second team)
- 2019 Pierson McAtee (first team)  
Mike McGuirl (first team)  
Barry Brown, Jr. (second team)  
Xavier Sneed (second team)
- 2020 Cartier Diarra (first team)  
Pierson McAtee (first team)  
Mike McGuirl (second team)
- 2021 Kaosi Ezeagu (first team)  
Joe Petrakis (first team)  
DaJuan Gordon (second team)

## Academic All-Rookie Team

- 2017 Xavier Sneed
- 2018 Mike McGuirl
- 2019 Shaun Williams
- 2021 Luke Kasubke  
Nijel Pack







### Ernie Barrett

guard // wellington, kan. // 1948-51

Affectionately known as "Mr. K-State," **Ernie Barrett** enjoyed a storybook senior season in 1950-51, as he led the Wildcats to the NCAA Championship game, earned first team All-America honors from the Helms Foundation, *The Sporting News* and International News Service and played on the team that opened iconic Ahearn Field House.

### Rolando Blackman

guard // brooklyn, n.y. // 1977-81

One of just three players to earn first team All-America honors in consecutive seasons, **Rolando Blackman** was selected as a first team All-American as a senior in 1980-81 when he was chosen to the Helms Foundation, *The Sporting News*, *Converse Yearbook* and John R. Wooden Award teams in helping K-State to the 1981 West Regional Final... He was also the 1980 Big Eight Player of the Year and twice named Big Eight Defensive Player of the Year.

### Bob Boozer

forward // omaha, neb. // 1956-59

Considered to be K-State's most decorated player, **Bob Boozer** was the landslide vote-getter for the All-Century Basketball Team and remains the only Wildcat to be a two-time consensus first team All-American... A three-time letterman for head coach **Tex Winter**, he was a first team All-American in 1957-58 and 1958-59 and averaged a double-double for his 77-game career with 21.9 points on 44 percent shooting with 10.7 rebounds per game.

### Mike Evans

guard // goldsboro, n.c. // 1974-78

The first player in school history to total 2,000 career points, **Mike Evans** earned first team All-America honors from the Helms Foundation as a senior in 1978... In addition to his All-America accolades, he is one of just two players to be named Big Eight Player of the Year twice (1977, 1978) and one of just three to receive the honor.

### Steve Henson

guard // mcpherson, kan. // 1986-90

The first player to lead the school to four consecutive NCAA Tournaments, **Steve Henson** was once described as "K-State's stick of dynamite"... Considered the school's greatest point guard, he broke 21 school records and etched his name among the Top 10 in 41 categories... He still owns career marks for assists (582), free throw percentage (90.0), minutes played (4,474) and consecutive starts (118).

### Lon Kruger

guard // silver lake, kan. // 1971-74

One of only two K-State players ever to be named the Big Eight Player of the Year twice, **Lon Kruger** led the Wildcats to a pair of Big Eight Championships and two Elite Eight appearances during his three seasons playing for head coach **Jack Hartman**... He is one of only three Wildcats to earn Academic All-America honors twice.

### Ed Nealy

forward // bonner springs, kan. // 1978-82

The only player to earn All-America honors on and off the court, **Ed Nealy** was a four-year letterman for coach **Jack Hartman** from 1978-82, leading the Wildcats to 85 wins and three NCAA Tournament appearances... He is the only Wildcat to total more than 1,000 career points and rebounds with a school-best 1,069 career boards.

### Jack Parr

center // richmond, va. // 1955-58

Known for his hook shot and a soft "face the basket" jumper playing for **Tex Winter**, the two-time All-American **Jack Parr** still ranks among the Top 10 in several school statistical categories, including first in both single season (14.5 rpg.) and career (12.7 rpg.) rebounding averages and second in career double-doubles (40).

### Mitch Richmond

forward // fort lauderdale, fla. // 1986-88

One of the more recognizable players in school history, **Mitch Richmond** led K-State to a then school-record tying 25-wins, a second-place finish in the Big Eight and the 1988 Elite Eight... His 1,327 points are the most by a player in a two-year career, while his 786 points as a junior in 1987-88 rank second on the single season list.

### Chuckie Williams

guard // columbus, ohio // 1972-76

One of the school's most potent scorers, **Chuckie Williams** paced the Wildcats in scoring at 22.1 points per game en route to the 1975 Elite Eight... His 47 points vs. Holy Cross in 1975 stood as the school record for 19 years.

## COACHES

### Jack Gardner

head coach // 1939-42, 1946-53

A member of the Naismith Basketball Hall of Fame, **Jack Gardner** led the Wildcats to 146 wins during two stints as head coach (1939-42; 1946-53) to go with two Final Fours (1948, 1951) and three Big Seven titles.

### Fred "Tex" Winter

head coach // 1953-68

A member of both the Naismith and National Collegiate Basketball Halls of Fame, **Tex Winter** led the Wildcats to 261 wins as head coach (1953-68) to go with two Final Fours (1959, 1968) and eight Big Seven/Eight titles.

### Jack Hartman

head coach // 1970-86

The program's all-time winningest coach with 295 victories from 1970-86, **Jack Hartman** helped the Wildcats to seven NCAA Tournament, including four trips to the Elite Eights, as well as four Big Eight Championships.



NBA Draft History

Year	Name	Pos.	Team	Round	Pick
1947	Jack Stone	F	Chicago Stags	--	--
1949	Howard Shannon	G/F	Providence Steamrollers	1	1
1950	Rick Harman	F	Baltimore Bullets	6	--
1951	Ernie Barrett	G	Boston Celtics	1	7
	Jack Stone	F	Baltimore Bullets	2	11
	Lew Hitch	C	Minneapolis Lakers	2	20
	Ed Head	F	Minneapolis Lakers	7	70
1952	Jim Iverson	G	Boston Celtics	--	--
1953	Jack Carby	F	Baltimore Bullets	--	--
	Bob Rousey	G	Milwaukee Bucks	--	--
	Dick Knostman	C	Syracuse Nationals	--	--
1954	Jesse Prisco	F	New York Knicks	5	40
1955	Jerry Jung	C	Rochester Royals	--	--
1958	Roy DeWitz	G/F	Detroit Pistons	3	19
	Jack Parr	F	Cincinnati Royals	10	63
1959	Bob Boozer	F	Cincinnati Royals	1	1
	Don Matuszak	G	Cincinnati Royals	8	56
1960	Wally Frank	F	Minneapolis Lakers	4	26
1961	Cedrick Price	C	New York Knicks	8	69
	Larry Comley	G/F	Chicago Packers	10	91
1962	Mike Wroblewski	C	Cincinnati Royals	5	42
	Pat McKenzie	F	Chicago Packers	15	99
1964	Willie Murrell	F	St. Louis Hawks	4	33
	Roger Suttner	C	San Francisco Warriors	5	43
1967	Ray Smith	C	New York Knicks	9	95
	Nick Pino	C	Los Angeles Lakers	11	116
1968	Nick Pino	C	Los Angeles Lakers	6	73
	Earl Seyfert	F	Philadelphia 76ers	13	170
1969	Gene Williams	F	New York Knicks	9	95
	Steve Honeycutt	G	Seattle Supersonics	17	203
1970	Jerry Venable	F	Philadelphia 76ers	6	97
1972	David Hall	C	Cincinnati Royals	10	148
1973	Steve Mitchell	F	Phoenix Suns	3	43
	Ernie Kusyner	G/F	Kansas City Kings	10	157
1974	Larry Williams	F	Milwaukee Bucks	6	108
	Lon Kruger	G	Atlanta Hawks	9	151
1976	Chuckie Williams	G	Cleveland Cavaliers	1	15
	Carl Gerlach	C	Atlanta Hawks	7	110
1978	Mike Evans	G	Denver Nuggets	1	21
1981	Rolando Blackman	G	Dallas Mavericks	1	9
1982	Tyrone Adams	G/F	Chicago Bulls	3	53
	Randy Reed	F	Cleveland Cavaliers	7	139
	Ed Nealy	F	Kansas City Kings	8	166
1983	Les Craft	F	Cleveland Cavaliers	3	65
1987	Norris Coleman	F	Los Angeles Clippers	2	38
1988	Mitch Richmond	G/F	Golden State Warriors	1	5
1990	Steve Henson	G	Milwaukee Bucks	2	44
2008	Michael Beasley	F	Miami Heat	1	2
	Bill Walker	F	Washington Wizards <sup>^</sup>	2	47
2017	Wes Iwundu	F	Orlando Magic	2	33

ABA Draft History

Year	Name	Pos.	Team	Round	Pick
1968	Nick Pino	C	Minnesota Pipers	4	--
1969	Gene Williams	F	Kentucky Colonels	5	--
1970	Jerry Venable	F	New York Nets	15	--
1972	David Hall	C	Kentucky Colonels	8	--
1973	Steve Mitchell	F	Denver Nuggets	2	--
	Ernie Kusyner	G/F	San Diego Conquistadors	4	--

<sup>^</sup>Later traded to the Boston Celtics.

K-State is one of 19 schools

(Cincinnati, Duke, Duquesne, Georgetown, Houston, Indiana, Kansas, Kentucky, LSU, Maryland, Michigan, UNC, Purdue, UCLA, UNLV, Utah, UTEP, WVU)

that has produced more than one No. 1 NBA Draft pick.

All-Time ABA/NBA Statistics

Ernie Barrett

Boston Celtics (1953-56)

Year	Team	G	FG-A	3FG-A	FT-A	REB	AST	STL	BLK	PTS	PPG
1953-54	Boston	59	60-191	0-0	14-25	100	55	0	0	134	2.3
1955-56	Boston	72	207-533	0-0	93-118	243	174	0	0	507	7.0
<b>Career (2 years)</b>		<b>131</b>	<b>267-724</b>	<b>0-0</b>	<b>107-143</b>	<b>343</b>	<b>229</b>	<b>0</b>	<b>0</b>	<b>641</b>	<b>4.9</b>

Michael Beasley

Miami Heat (2008-10, 2013-15); Minnesota Timberwolves (2010-12); Phoenix Suns (2012-13); Houston Rockets (2015-16); Milwaukee Bucks (2016-17); New York Knicks (2017-18); Los Angeles Lakers (2018-19)

Year	Team	G	FG-A	3FG-A	FT-A	REB	AST	STL	BLK	PTS	PPG
2008-09	Miami	88	486-1045	37-94	199-258	490	90	43	44	1208	13.7
2009-10	Miami	83	490-1089	29-104	199-249	527	103	84	49	1208	14.6
2010-11	Minnesota	73	561-1246	60-164	219-291	409	158	54	52	1401	19.2
2011-12	Minnesota	47	221-497	38-101	61-95	207	45	18	19	541	11.5
2012-13	Phoenix	75	310-766	45-144	94-126	282	111	31	34	759	10.1
2013-14	Miami	55	177-355	21-54	61-79	172	42	23	21	436	7.9
2014-15	Miami	24	92-212	8-34	20-26	89	32	15	13	212	8.8
2015-16	Houston	20	107-205	3-9	38-49	98	16	11	10	255	12.8
2016-17	Milwaukee	56	209-389	18-40	77-104	193	53	27	26	528	9.4
2017-18	New York	74	409-807	34-86	375-721	414	123	36	43	976	13.2
2018-19	L.A. Lakers	26	75-153	3-17	28-39	60	25	9	10	181	7.0
<b>Career (11 years)</b>		<b>609</b>	<b>3088-6644</b>	<b>291-835</b>	<b>1101-1450</b>	<b>2861</b>	<b>788</b>	<b>345</b>	<b>314</b>	<b>7568</b>	<b>12.4</b>

Rolando Blackman

Dallas Mavericks (1981-92); New York Knicks (1992-94)

Year	Team	G	FG-A	3FG-A	FT-A	REB	AST	STL	BLK	PTS	PPG
1981-82	Dallas	82	439-855	1-4	212-276	254	105	46	30	1091	13.3
1982-83	Dallas	75	513-1042	3-15	297-381	293	185	37	29	1326	17.7
1983-84	Dallas	81	721-1320	1-11	372-458	373	288	56	37	1815	22.4
1984-85	Dallas	81	625-1230	6-20	342-413	300	289	61	16	1598	19.7
1985-86	Dallas	82	677-1318	4-29	404-483	291	271	79	25	1762	21.5
1986-87	Dallas	80	626-1264	5-15	419-474	278	266	64	21	1676	21.0
1987-88	Dallas	71	497-1050	0-5	331-379	246	262	64	18	1325	18.7
1988-89	Dallas	78	594-1249	30-85	316-370	273	288	65	20	1534	19.7
1989-90	Dallas	80	626-1256	13-43	287-340	280	289	77	21	1552	19.4
1990-91	Dallas	80	634-1316	40-143	282-326	256	301	69	19	1590	19.9
1991-92	Dallas	75	535-1161	65-169	239-266	239	204	50	22	1374	18.3
1992-93	New York	60	239-539	31-73	71-90	102	157	22	10	580	9.7
1993-94	New York	55	161-369	30-84	48-53	93	76	25	6	400	7.3
<b>Career (13 years)</b>		<b>980</b>	<b>6887-13969</b>	<b>229-667</b>	<b>3620-4309</b>	<b>3278</b>	<b>2981</b>	<b>715</b>	<b>274</b>	<b>17623</b>	<b>18.0</b>

Bob Boozer

Cincinnati Royals (1960-63; 1963-64); New York Knicks (1963-64; 1964-65); Los Angeles Lakers (1965-66); Chicago Bulls (1966-69); Seattle Supersonics (1969-70); Milwaukee Bucks (1970-71)

Year	Team	G	FG-A	3FG-A	FT-A	REB	AST	STL	BLK	PTS	PPG
1960-61	Cincinnati	79	250-603	0-0	166-247	488	109	0	0	666	8.4
1961-62	Cincinnati	79	410-936	0-0	263-372	804	130	0	0	1083	13.7
1962-63	Cincinnati	79	440-992	0-0	252-353	878	102	0	0	1132	14.3
1963-64	New York	49	329-762	0-0	198-257	418	63	0	0	856	17.5
	Cincinnati	32	139-334	0-0	74-119	178	33	0	0	352	11.0
1964-65	New York	80	424-963	0-0	288-375	604	108	0	0	1136	14.2
1965-66	L.A. Lakers	78	365-754	0-0	225-289	548	87	0	0	955	12.2
1966-67	Chicago	80	538-1104	0-0	360-461	679	90	0	0	1436	18.0
1967-68	Chicago	77	622-1265	0-0	411-535	756	121	0	0	1655	21.5
1968-69	Chicago	79	661-1375	0-0	394-489	614	156	0	0	1716	21.7
1969-70	Seattle	82	493-1005	0-0	263-320	717	110	0	0	1249	15.2
1970-71	Milwaukee	80	290-645	0-0	148-181	435	128	0	0	728	9.1
<b>Career (11 years)</b>		<b>874</b>	<b>4961-10738</b>	<b>0-0</b>	<b>3042-3998</b>	<b>7119</b>	<b>1237</b>	<b>0</b>	<b>0</b>	<b>12964</b>	<b>14.8</b>

Norris Coleman

Los Angeles Clippers (1987-88)

Year	Team	G	FG-A	3FG-A	FT-A	REB	AST	STL	BLK	PTS	PPG
1987-88	L.A. Clippers	29	66-191	1-2	20-36	81	13	11	6	153	5.3
<b>Career (1 year)</b>		<b>29</b>	<b>66-191</b>	<b>1-2</b>	<b>20-36</b>	<b>81</b>	<b>13</b>	<b>11</b>	<b>6</b>	<b>153</b>	<b>5.3</b>

Larry Comley

Baltimore Bullets (1963-64)

Year	Team	G	FG-A	3FG-A	FT-A	REB	AST	STL	BLK	PTS	PPG
1963-64	Baltimore	12	8-37	0-0	9-16	19	12	0	0	25	2.1
<b>Career (1 year)</b>		<b>12</b>	<b>8-37</b>	<b>0-0</b>	<b>9-16</b>	<b>19</b>	<b>12</b>	<b>0</b>	<b>0</b>	<b>25</b>	<b>2.1</b>

Mike Evans

S.A. Spurs (1979-80); Milwaukee Bucks (1980-82); Cleveland Cavaliers (1981-82); Denver Nuggets (1982-88)

Year	Team	G	FG-A	3FG-A	FT-A	REB	AST	STL	BLK	PTS	PPG
1979-80	San Antonio	79	208-464	12-42	58-85	107	230	60	9	486	6.2
1980-81	Milwaukee	71	134-291	2-14	50-64	87	167	34	4	320	4.5
1981-82	Cleveland	8	11-35	0-4	5-8	10	20	4	0	27	3.4
	Milwaukee	14	24-51	0-2	8-12	12	22	9	0	56	4.0
1982-83	Denver	42	115-243	0-9	33-42	58	113	23	3	263	6.3
1983-84	Denver	78	243-564	32-89	111-131	138	288	61	4	629	8.1
1984-85	Denver	81	323-661	57-157	113-131	119	231	65	12	816	10.1
1985-86	Denver	81	304-715	39-176	126-149	101	177	61	1	773	9.5
1986-87	Denver	81	334-729	53-169	96-123	128	185	79	12	817	10.1
1987-88	Denver	56	139-307	36-91	30-37	48	81	34	6	344	6.1
<b>Career (9 years)</b>		<b>591</b>	<b>1835-4060</b>	<b>231-753</b>	<b>630-781</b>	<b>808</b>	<b>1514</b>	<b>430</b>	<b>51</b>	<b>4531</b>	<b>7.7</b>



**Steve Henson**

Milwaukee Bucks (1990-92); Atlanta Hawks (1992-93); Charlotte Hornets (1993-94); Portland Trailblazers (1994-95); Detroit Pistons (1997-99)

Year	Team	G	FG-A	3FG-A	FT-A	REB	AST	STL	BLK	PTS	PPG
1990-91	Milwaukee	68	79-189	18-54	38-42	51	131	32	0	214	3.1
1991-92	Milwaukee	50	52-144	23-48	23-29	41	82	15	1	150	3.0
1992-93	Atlanta	53	71-182	37-80	34-40	55	155	30	1	213	4.0
1993-94	Charlotte	3	1-2	1-1	0-0	1	5	0	0	3	1.0
1994-95	Portland	37	37-86	23-52	22-25	26	85	9	0	119	3.2
1997-98	Detroit	23	13-26	3-8	7-7	2	4	1	0	36	1.6
1998-99	Detroit	4	1-2	0-0	2-2	0	3	1	0	4	1.0
<b>Career (7 years)</b>		<b>238</b>	<b>254-631</b>	<b>105-243</b>	<b>126-145</b>	<b>176</b>	<b>465</b>	<b>88</b>	<b>2</b>	<b>739</b>	<b>3.1</b>

**Lew Hitch**

Minneapolis Lakers (1951-53, 1954-56); Milwaukee Hawks (1953-54); Philadelphia Warriors (1956-57)

Year	Team	G	FG-A	3FG-A	FT-A	REB	AST	STL	BLK	PTS	PPG
1951-52	Minneapolis	61	77-215	0-0	63-94	243	50	0	0	217	3.6
1952-53	Minneapolis	70	89-255	0-0	83-136	275	66	0	0	261	3.7
1953-54	Milwaukee	72	221-603	0-0	133-208	691	141	0	0	575	8.0
1954-55	Minneapolis	74	167-417	0-0	115-169	438	125	0	0	449	6.1
1955-56	Minneapolis	69	94-235	0-0	100-132	283	77	0	0	288	4.2
1956-57	Philadelphia	68	111-296	0-0	63-88	253	40	0	0	285	4.2
<b>Career (6 years)</b>		<b>414</b>	<b>759-2021</b>	<b>0-0</b>	<b>557-827</b>	<b>2183</b>	<b>499</b>	<b>0</b>	<b>0</b>	<b>2075</b>	<b>5.0</b>

**Wes Iwundu**

Orlando Magic (2017-20); Dallas Mavericks (2020-21); New Orleans Pelicans (2021-22); Atlanta Hawks (2021-22); Portland Trail Blazers (2022-present)

Year	Team	G	FG-A	3FG-A	FT-A	REB	AST	STL	BLK	PTS	PPG
2017-18	Orlando	62	93-218	9-46	34-47	137	57	33	12	229	3.7
2018-19	Orlando	68	113-274	29-79	84-103	184	73	28	22	339	5.0
2019-20	Orlando	52	97-233	28-82	78-97	131	60	13	25	300	5.8
2020-21	Dallas	23	17-52	3-23	12-14	44	10	9	3	49	2.1
	New Orleans	18	17-50	2-18	14-17	46	8	6	1	50	2.8
2021-22	Atlanta	3	8-18	3-5	3-4	13	0	1	0	22	7.3
<b>Career (5 years)</b>		<b>226</b>	<b>345-845</b>	<b>74-253</b>	<b>225-282</b>	<b>555</b>	<b>208</b>	<b>102</b>	<b>51</b>	<b>989</b>	<b>4.4</b>

**Askia Jones**

Minnesota Timberwolves (1994-95)

Year	Team	G	FG-A	3FG-A	FT-A	REB	AST	STL	BLK	PTS	PPG
1994-95	Minnesota	11	15-44	2-12	13-16	11	16	6	0	45	4.1
<b>Career (1 year)</b>		<b>11</b>	<b>15-44</b>	<b>2-12</b>	<b>13-16</b>	<b>11</b>	<b>16</b>	<b>6</b>	<b>0</b>	<b>45</b>	<b>4.1</b>

**Dick Knostman**

Syracuse Nationals (1953-54)

Year	Team	G	FG-A	3FG-A	FT-A	REB	AST	STL	BLK	PTS	PPG
1953-54	Syracuse	5	3-10	0-0	7-11	17	6	0	0	13	2.6
<b>Career (1 year)</b>		<b>5</b>	<b>3-10</b>	<b>0-0</b>	<b>7-11</b>	<b>17</b>	<b>6</b>	<b>0</b>	<b>0</b>	<b>13</b>	<b>2.6</b>

**Cartier Martin**

Charlotte Bobcats (2008-09); Golden State Warriors (2009-10); Washington Wizards (2009-13); Chicago Bulls (2013-14); Atlanta Hawks (2013-14); Detroit Pistons (2014-15)

Year	Team	G	FG-A	3FG-A	FT-A	REB	AST	STL	BLK	PTS	PPG
2008-09	Charlotte	33	28-77	10-33	20-25	33	13	8	4	86	2.6
2009-10	Golden State	10	32-88	10-31	16-21	47	9	8	0	90	9.0
	Washington	8	18-48	7-18	8-9	21	7	3	1	51	6.4
2010-11	Washington	52	71-182	39-99	28-40	74	18	18	6	209	4.0
2011-12	Washington	17	59-134	29-75	11-19	58	10	11	2	158	9.3
2012-13	Washington	41	96-252	58-146	20-28	100	20	19	6	270	6.6
2013-14	Chicago	6	5-8	3-5	2-4	5	2	1	0	15	2.5
	Atlanta	53	106-256	56-146	46-61	105	31	26	7	314	5.9
2014-15	Detroit	23	15-53	6-33	0-0	20	11	3	1	36	1.6
<b>Career (7 years)</b>		<b>243</b>	<b>430-1098</b>	<b>218-586</b>	<b>151-207</b>	<b>463</b>	<b>121</b>	<b>97</b>	<b>27</b>	<b>1229</b>	<b>5.1</b>

**Rodney McGruder**

Miami Heat (2016-19); Los Angeles Clippers (2019-20); Detroit Pistons (2020-present)

Year	Team	G	FG-A	3FG-A	FT-A	REB	AST	STL	BLK	PTS	PPG
2016-17	Miami	78	190-460	73-220	44-71	256	124	46	18	497	6.4
2017-18	Miami	18	36-73	15-35	4-8	32	17	8	3	91	5.1
2018-19	Miami	66	186-461	79-225	52-72	238	112	36	12	503	7.6
2019-20	L.A. Clippers	56	72-181	24-89	19-34	151	36	26	8	187	3.3
2020-21	Detroit	16	37-70	11-24	6-8	22	16	8	1	91	5.7
2021-22	Detroit	51	98-225	58-146	19-26	111	48	21	7	273	5.4
<b>Career (6 years)</b>		<b>285</b>	<b>619-1470</b>	<b>260-739</b>	<b>144-219</b>	<b>811</b>	<b>353</b>	<b>145</b>	<b>49</b>	<b>1642</b>	<b>5.8</b>

**Willie Murrell**

Denver Nuggets (1967-68); Miami Floridians (1968-70)

Year	Team	G	FG-A	3FG-A	FT-A	REB	AST	STL	BLK	PTS	PPG
1967-68	Denver	71	498-1069	3-11	166-236	637	64	0	0	1165	16.4
1968-69	Miami	75	476-1019	4-18	191-269	566	103	0	0	1147	15.3
1969-70	Miami	82	276-596	7-17	117-154	452	66	0	0	676	8.2
<b>Career (3 years)</b>		<b>228</b>	<b>1250-2684</b>	<b>14-46</b>	<b>474-659</b>	<b>1655</b>	<b>233</b>	<b>0</b>	<b>0</b>	<b>2988</b>	<b>13.1</b>

**Ed Nealy**

Kansas City Kings (1982-85); San Antonio Spurs (1986-88); Chicago Bulls (1988-89, 1989-90; 1992-93); Phoenix Suns (1988-89; 1990-92); Golden State Warriors (1992-93)

Year	Team	G	FG-A	3FG-A	FT-A	REB	AST	STL	BLK	PTS	PPG
1982-83	Kansas City	82	147-247	0-0	70-114	485	62	68	12	364	4.4
1983-84	Kansas City	71	63-126	0-0	48-60	222	50	41	9	174	2.5
1984-85	Kansas City	22	26-44	0-0	10-19	44	18	3	1	62	2.8
1986-87	San Antonio	60	84-192	4-31	51-69	284	83	40	11	223	3.7
1987-88	San Antonio	68	50-109	1-2	41-63	222	49	29	5	142	2.1

1988-89	Chicago	13	5-7	0-0	1-2	23	6	3	1	11	0.8
	Phoenix	30	8-29	0-2	3-7	55	8	4	0	19	0.6
1989-90	Chicago	46	37-70	0-2	30-41	138	28	16	4	104	2.3
1990-91	Phoenix	55	45-97	5-16	28-38	151	36	24	4	123	2.2
1991-92	Phoenix	52	62-121	20-50	16-24	111	37	16	2	160	3.1
1992-93	Chicago	11	10-23	1-5	2-2	16	3	1	2	23	2.1
	Golden State	30	16-46	7-22	7-10	48	13	9	1	46	1.5
<b>Career (10 years)</b>		<b>540</b>	<b>553-1111</b>	<b>38-130</b>	<b>307-449</b>	<b>1799</b>	<b>392</b>	<b>256</b>	<b>51</b>	<b>1451</b>	<b>2.7</b>

**Jack Parr**

Cincinnati Royals (1958-59)

Year	Team	G	FG-A	3FG-A	FT-A	REB	AST	STL	BLK	PTS	PPG
1958-59	Cincinnati	66	109-307	0-0	44-73	278	51	0	0	262	4.0
<b>Career (1 year)</b>		<b>66</b>	<b>109-307</b>	<b>0-0</b>	<b>44-73</b>	<b>278</b>	<b>51</b>	<b>0</b>	<b>0</b>	<b>262</b>	<b>4.0</b>

**Mitch Richmond**

Golden State Warriors (1988-91); Sacramento Kings (1991-98); Washington Wizards (1998-2001); L.A. Lakers (2001-02)

Year	Team	G	FG-A	3FG-A	FT-A	REB	AST	STL	BLK	PTS	PPG
1988-89	Golden State	79	649-1386	33-90	410-506	468	334	82	13	1741	22.0
1989-90	Golden State	78	640-1287	34-95	406-469	360	223	98	24	1720	22.1
1990-91	Golden State	77	703-1424	40-115	394-465	452	238	126	34	1840	23.9
1991-92	Sacramento	80	685-1465	103-268	330-406	319	411	92	34	1803	22.5
1992-93	Sacramento	45	371-782	48-130	197-233	154	221	53	9	987	21.9
1993-94	Sacramento	78	635-1428	127-312	426-511	286	313	103	17	1823	23.4
1994-95	Sacramento	82	668-1497	156-425	375-445	357	311	91	29	1867	22.8
1995-96	Sacramento	81	611-1368	225-515	425-491	269	255	125	19	1872	23.1
1996-97	Sacramento	81	717-1578	204-477	457-531	319	338	118	24	2095	25.9
1997-98	Sacramento	70	543-1220	130-334	407-471	229	279	88	15	1623	23.2
1998-99	Washington	50	331-803	70-221	251-293	172	122	64	10	983	19.7
1999-00	Washington	74	447-1049	93-241	298-340	213	185	110	13	1285	17.4
2000-01	Washington	37	205-504	45-133	1						



**Porky Morgan**

**most inspirational player**

*Porky Morgan served as K-State's head athletic trainer for nearly 30 years prior to his death in 1980. The Most Inspirational Award, the oldest award, is named for Morgan.*

1950	Lloyd Krone
1951	Ed Head
1952	Don Upson
1953	Bob Rousey
1954	Jesse Priscock
1955	Jim Smith
1956	Fritz Schneider
1957	Roy DeWitz
1958	Don Matuszak
1959	Don Matuszak
1960	Mickie Heinz
1961	Cedric Price
1962	Pat McKenzie
1963	Gary Marriott
1964	Willie Murrell
1965	Jeff Simons
1966	Sammy Robinson
1967	Galen Frick
1968	Steve Honeycutt
1969	Bud Peithman
1970	Jeff Webb
1971	Dennis Lull
1972	Lon Kruger
1973	Lon Kruger
1974	Lon Kruger
1975	Doug Snider
1976	Bobby Noland
1977	Mike Evans
1978	Mike Evans
1979	Steve Soldner
1980	Jari Wills
1981	Rolando Blackman
1982	Tyrone Adams
1983	Jim Roder
1984	Tyrone Jackson
1985	Eddie Elder
1986	Ben Mitchell
1987	Lynn Smith
1988	Steve Henson/Mitch Richmond
1989	Steve Henson
1990	Steve Henson
1991	Keith Amerson/Jeff Wires
1992	Wylie Howard
1993	Anthony Beane/Aaron Collier
1994	Anthony Beane
1995	Demon Davis
1996	Tyrone Davis/Aaron Swartzendruber
1997	Aaron Swartzendruber
1998	Aaron Swartzendruber/Marcus McCullough
1999	Jay Heidrick
2000	Tony Kitt
2001	Larry Reid
2002	Pervis Pasco
2003	Gilson Dejesus
2004	Dez Willingham
2005	Cartier Martin
2006	Dramane Diarra
2007	Clent Stewart/Bill Walker
2008	Clent Stewart
2009	Chris Merriewether
2010	Denis Clemente
2011	Victor Ojeleye
2012	Victor Ojeleye
2013	Martavious Irving
2014	Ryan Schultz
2015	Brian Rohleder
2016	Brian Rohleder
2017	Caribe Ervin II
2018	Mason Schoen
2019	Barry Brown, Jr.
2020	Pierson McAtee
2021	Davion Bradford
2022	Ismael Massoud

**Rolando Blackman**

**most valuable player**

*Established to honor the team's most valuable player after All-American Rolando Blackman beginning in 2006-07.*

2007	Cartier Martin
2008	Michael Beasley
2009	Denis Clemente
2010	Denis Clemente/Jacob Pullen
2011	Jacob Pullen
2012	Rodney McGruder

2013	Rodney McGruder
2014	Marcus Foster/Thomas Gipson
2015	Thomas Gipson/Nino Williams
2016	Wesley Iwundu
2017	Wesley Iwundu
2018	Barry Brown, Jr./Dean Wade
2019	Barry Brown, Jr./Kamau Stokes/Dean Wade
2020	Xavier Sneed
2021	Mike McGuirl
2022	Nijel Pack

**Tex Winter**

**top offensive player award**

*Established to honor legendary head coach Tex Winter, who laid claim to more league titles (8) and owns the best winning percentage of any coach in school history.*

2001	Larry Reid
2002	Larry Reid
2003	Matt Siebrandt
2004	Jeremiah Massey
2005	Jeremiah Massey
2006	Cartier Martin
2007	David Hoskins
2008	Michael Beasley
2009	Denis Clemente
2010	Jacob Pullen
2011	Jacob Pullen
2012	Rodney McGruder
2013	Rodney McGruder
2014	Marcus Foster
2015	Nino Williams
2016	Justin Edwards
2017	Wesley Iwundu
2018	Dean Wade
2019	Dean Wade
2020	Cartier Diarra
2021	Nijel Pack
2022	Nijel Pack

**Jack Hartman**

**top defensive player award**

*The Defensive Player of the Year Award was renamed to the Jack Hartman Defensive Player of the Year Award to honor the coach after the 1998-99 season.*

1999	Ayome May
2000	Travis Reynolds
2001	Quentin Buchanan
2002	Matt Siebrandt
2003	Gilson Dejesus
2004	Jarrett Hart
2005	Justin Williams
2006	Akeem Wright
2007	Akeem Wright
2008	Blake Young
2009	Dominique Sutton
2010	Jacob Pullen
2011	Jacob Pullen
2012	Jordan Henriquez
2013	Angel Rodriguez
2014	Wesley Iwundu
2015	Thomas Gipson
2016	Wesley Iwundu
2017	Barry Brown, Jr.
2018	Barry Brown, Jr.
2019	Barry Brown, Jr./Xavier Sneed
2020	Xavier Sneed
2021	Selton Miguel
2022	Markquis Nowell

**Dean Harris**

**sixth man of the year**

*The Dean Harris Sixth Man of the Year Award was established in 1974 after his tragic death. Recipients are rated on many of the characteristics he displayed, including dedication, enthusiasm, ability and team play.*

1975	Mike Evans
1976	Keith Frazier
1977	Curtis Redding
1978	Rolando Blackman
1979	Ed Nealy
1980	Les Craft
1981	Steve Reid
1982	Lafayette Watkins
1983	Jim Roder
1984	Alex Williams
1985	Ron Meyer

1986	Norris Coleman
1987	Steve Henson
1989	None selected
1990	Askia Jones
1991	None selected
1992	Brian Henson
1993	George Hill
1994	Kevin Lewis
1995	Mark Young
1996	Ayome May/Shawn Rhodes
1997	Pero Vasiljevic/Josh Reid
1998	Duane Davis/Ty Sims
1999	Tony Kitt/Cortez Groves
2000	Quentin Buchanan
2001	None selected
2002	Marcelo Da Barrosa
2003	Frank Richards
2004	Jeremiah Massey
2005	Clent Stewart
2006	David Hoskins
2007	Blake Young
2008	Jacob Pullen
2009	Jamar Samuels
2010	Curtis Kelly
2011	Will Spradling
2012	Angel Rodriguez
2013	D.J. Johnson
2014	Marcus Foster
2015	Justin Edwards
2016	Barry Brown, Jr./Kamau Stokes/Dean Wade
2017	Xavier Sneed
2018	Makol Mawien
2019	Cartier Diarra
2020	DaJuan Gordon
2021	Kaosi Ezeagu
2022	Mike McGuirl

**Ernie Barrett**

**play hard award**

*Established to honor All-American Ernie Barrett beginning in the 2000-01 season.*

2001	Kelvin Howell
2002	Matt Siebrandt
2003	Gilson Dejesus
2004	Jarrett Hart
2005	Jeremiah Massey
2006	Schlyler Thomas
2007	Luis Colón
2008	Darren Kent/Dominique Sutton
2009	Victor Ojeleye
2010	Wally Judge
2011	Will Spradling
2012	Will Spradling
2013	Angel Rodriguez
2014	Will Spradling
2015	Nino Williams
2016	Justin Edwards
2017	D.J. Johnson
2018	Xavier Sneed
2019	Xavier Sneed
2020	Xavier Sneed
2021	DaJuan Gordon
2022	Mark Smith

**Ed Nealy**

**most improved player award**

*Established to honor Ed Nealy, one of the best four-year players in school history in 2010-11.*

2011	Jordan Henriquez
2012	Jordan Henriquez
2013	Shane Southwell
2014	Nino Williams
2015	Shawn Meyer
2016	D.J. Johnson
2017	D.J. Johnson/Wesley Iwundu
2018	Cartier Diarra
2019	Makol Mawien
2020	Mike McGuirl
2021	Davion Bradford
2022	Nijel Pack

**Mitch Richmond**

**mr. basketball award**

*Established to honor All-American Mitch Richmond beginning in the 2007-08 season.*

2008	Bill Walker
2009	Darren Kent

2010	Denis Clemente
2011	Rodney McGruder/Curtis Kelly
2012	Jamar Samuels
2013	Jordan Henriquez
2014	Shane Southwell
2015	Wesley Iwundu
2016	Stephen Hurt
2017	Dean Wade
2018	Barry Brown, Jr./Dean Wade
2019	Barry Brown, Jr.
2020	Cartier Diarra
2021	Nijel Pack
2022	Mark Smith

**Bob Booser**

**courage award**

*Established in honor of Bob Booser, the school's only two-time consensus All-American, beginning in 2012-13.*

2013	Will Spradling
2014	Thomas Gipson
2015	Thomas Gipson
2016	Kamau Stokes
2017	Kamau Stokes
2018	Kamau Stokes/Levi Stockard III
2019	Kamau Stokes
2020	Cartier Diarra
2021	Mike McGuirl
2022	Markquis Nowell

**1st Battalion, 7th Field Artillery**

**"never broken" award**

*Established to honor the team's relationship with the 1st Battalion, 7th Field Artillery unit stationed at Fort Riley beginning in the 2009-10 season.*

2010	Chris Merriewether
2011	Jamar Samuels
2012	Jamar Samuels
2013	Rodney McGruder
2014	D.J. Johnson
2015	Brian Rohleder
2016	D.J. Johnson
2017	Zach Winter
2018	Kamau Stokes
2019	Kamau Stokes
2020	Makol Mawien
2021	Luke Kasubke/Carlton Linguard, Jr.
2022	Mark Smith

**Keith Amerson**

**academic award**

*Established to honor the late Keith Amerson (1990-91), whose determination to reach his potential on and off the court set the standard for future student-athletes.*

1992	Wylie Howard/John Rettiger
1993	Aaron Collier
1994	Askia Jones
1995	Tyrone Davis
1996	Aaron Swartzendruber
1997	Josh Reid
1998	Josh Reid
1999	Josh Reid
2000	Josh Reid
2001	Ivan Sulic
2002	Ivan Sulic
2003	Schlyler Thomas
2004	Josh Eilert
2005	Clent Stewart
2006	Clent Stewart
2007	Clent Stewart
2008	Clent Stewart
2009	Victor Ojeleye
2010	Luis Colón/Victor Ojeleye
2011	Alex Potuzak/Victor Ojeleye
2012	Victor Ojeleye/Brian Rohleder
2013	Brian Rohleder
2014	Brian Rohleder
2015	Brian Rohleder
2016	Austin Budke
2017	Austin Budke
2018	Pierson McAtee
2019	Pierson McAtee
2020	Pierson McAtee
2021	Kaosi Ezeagu
2022	Markquis Nowell



# Wildcats™

2022-23 MEN'S BASKETBALL

## POSTSEASON

Conference Champ. History // 188-189  
Postseason History // 190-191  
Postseason Records // 192-193  
Postseason Boxscores // 194-201  
2023 Big 12 Championship // 202



Miscellaneous

Big Eight/12 Championship History (1977-present)

All-Time Championship Results

Big Eight Tournament	20-18
Big 12 Championship	17-25
<b>Total</b>	<b>37-43</b>

Championship Results By Round

First Round	20-15
Second Round	6-6
Quarterfinals	7-11
Semifinals	2-5
Finals	2-6

Championship Results By Site/Arena

Kansas City [1977-2002, 2005, 2008, 2010-present]	36-38
Kemper Arena [1977-2002, 2005]	26-25
T-Mobile Center [2008, 2010-present]	10-13
Dallas, Texas [American Airlines Center; 2003-04, 2006]	0-3
Oklahoma City, Okla. [Ford Center; 2007, 2009]	1-2

Record by Seeding

Seed	Record	Times	Last Time/Result
1	4-1	2	1-1, Semifinals, 2019
2	12-5	6	2-1, Runner-Up, 2013
3	1-2	2	0-1, Quarterfinals, 2008
4	7-9	9	1-1, Semifinals, 2018
5	2-4	4	0-1, Quarterfinals, 2014
6	2-4	4	1-1, Semifinals, 2017
7	3-3	3	1-1, Quarterfinals, 2002
8	2-7	7	0-1, First Round, 2022
9	1-2	3	1-1, Quarterfinals, 2021
10	3-2	3	0-0, Quarterfinals, 2020*
11	0-1	1	0-1, First Round, 2003
12	0-2	2	0-1, First Round, 2000

Record vs. Seeding

Seed	Record	Times	Last Time/Result
1	2-14	16	L, 68-74, Baylor, 2021
2	3-7	10	L, 50-51, West Virginia, 2017
3	6-4	10	W, 70-64, Baylor, 2017
4	2-4	6	L, 85-91, Iowa State, 2014
5	6-6	12	L, 59-63, Iowa State, 2019
6	2-2	4	L, 60-63, Texas A&M, 2008
7	9-2	11	W, 53-49, TCU, 2020
8	3-2	5	W, 71-50, TCU, 2021
9	2-2	4	L, 67-73, West Virginia, 2022
10	2-0	2	W, 74-73, Baylor, 2002
11	0-0	--	--
12	0-0	--	--

All-Tournament Selections

1977	Mike Evans (MVP)
	Curtis Redding
1978	Mike Evans
	Curtis Redding
	Rolando Blackman
1980	Rolando Blackman (MVP)
	Ed Nealy
	Jari Willis
1981	Tyrone Adams
	Rolando Blackman
1987	Mitch Richmond
	Steve Henson
1988	Mitch Richmond
1989	LaKeith Humphrey
1993	Askia Jones
	Vincent Jackson
	Anthony Beane
2010	Denis Clemente
	Jacob Pullen
2013	Rodney McGruder
	Angel Rodriguez
2018	Makol Mawien

Year-by-Year Championship Results

Year	Seed	Opponent	Score	Round
1977	1	(8) Iowa State	W, 97-62	First^
	1	(4) Kansas	W, 80-67	Second
	1	(2) Missouri	W, 72-67 (OT)	Final
1978	4	(5) Oklahoma	W, 52-44	First^
	4	(1) Kansas	W, 87-76	Second
	4	(7) Missouri	L, 68-71 (OT)	Final
1979	4	(5) Nebraska	W, 61-60 (2 OTs)	First^
	4	(1) Oklahoma	L, 68-72	Second
1980	2	(7) Iowa State	W, 101-87	First^
	2	(3) Nebraska	W, 60-59	Second
	2	(2) Kansas	W, 79-58	Final
1981	2	(7) Oklahoma	W, 75-56	First^
	2	(6) Colorado	W, 64-61	Second
	2	(4) Kansas	L, 68-80	Final
1982	2	(7) Kansas	W, 74-62	First^
	2	(3) Oklahoma	L, 62-68	Second
1983	6	(3) Oklahoma State	L, 61-75	First^
1984	6	(3) Nebraska	W, 41-39	First^
	6	(2) Kansas	L, 59-70	Second
1985	5	(4) Missouri	L, 50-68	First
1986	8	(1) Kansas	L, 51-74	First
1987	4	(5) Nebraska	W, 47-45	First
	4	(1) Missouri	L, 69-72	Second
1988	2	(7) Nebraska	W, 75-70	First
	2	(3) Kansas	W, 69-54	Second
	2	(1) Oklahoma	L, 83-88	Final
1989	3	(6) Kansas	W, 73-65	First
	3	(2) Missouri	L, 83-88	Second
1990	4	(5) Oklahoma State	L, 78-82	First
1991	8	(1) Oklahoma State	L, 66-77	First
1992	7	(2) Oklahoma State	L, 57-81	First
1993	5	(4) Nebraska	W, 47-45	First
	5	(1) Kansas	W, 74-67	Second
	5	(7) Missouri	L, 56-68	Final
1994	6	(3) Kansas	L, 52-73	First
1995	8	(1) Kansas	L, 45-90	First
1996	4	(5) Oklahoma State	W, 58-55	First
	4	(1) Kansas	L, 55-61	Second
1997	12	(5) Texas Tech	L, 57-73	First
1998	8	(9) Colorado	W, 75-61	First
	8	(1) Kansas	L, 61-68	Quarterfinals
1999	7	(10) Texas A&M	W, 87-76	First
	7	(2) Missouri	W, 84-74	Quarterfinals
	7	(3) Kansas	L, 58-69	Semifinals
2000	12	(5) Kansas	L, 60-84	First
2001	10	(7) Nebraska	W, 62-58	First
	10	(2) Kansas	L, 63-94	Quarterfinals
2002	7	(10) Baylor	W, 74-73 (OT)	First
	7	(2) Oklahoma	L, 52-63	Quarterfinals
2003	11	(6) Colorado	L, 76-77	First
2004	9	(8) Iowa State	L, 64-78	First
2005	10	(7) Texas A&M	W, 68-62	First
	10	(2) Kansas	L, 67-80	Quarterfinals
2006	9	(8) Texas Tech	L, 65-73	First
2007	4	(5) Texas Tech	W, 66-45	Quarterfinals
	4	(1) Kansas	L, 61-67	Semifinals
2008	3	(6) Texas A&M	L, 60-63	Quarterfinals
2009	4	(5) Texas	L, 58-61	Quarterfinals
2010	2	(7) Oklahoma State	W, 83-64	Quarterfinals
	2	(3) Baylor	W, 82-75	Semifinals
	2	(1) Kansas	L, 64-72	Final
2011	4	(5) Colorado	L, 75-87	Quarterfinals
2012	5	(4) Baylor	L, 74-82	Quarterfinals
2013	2	(7) Texas	W, 66-49	Quarterfinals
	2	(3) Oklahoma State	W, 68-57	Semifinals
	2	(1) Kansas	L, 54-70	Final
2014	5	(4) Iowa State	L, 85-91	Quarterfinals
2015	8	(9) TCU	L, 65-67	First
2016	8	(9) Oklahoma State	W, 75-71	First
	8	(1) Kansas	L, 63-85	Quarterfinals
2017	6	(3) Baylor	W, 70-64	Quarterfinals
	6	(2) West Virginia	L, 50-51	Semifinals
2018	4	(5) TCU	W, 66-64 (OT)	Quarterfinals
	4	(1) Kansas	L, 67-83	Semifinals
2019	1	(8) TCU	W, 70-61	Quarterfinals
	1	(5) Iowa State	L, 59-63	Semifinals
2020	10	(7) TCU	W, 53-49	First
	10	(2) Baylor	cc'd.	Quarterfinals
2021	9	(8) TCU	W, 71-50	First
	9	(1) Baylor	L, 68-74	Quarterfinals
2022	8	(9) West Virginia	L, 67-73	First

vs. Baylor (3-2)

Year	Seeds	W/L	Score	Round
2002	7/10	W	74-73 (OT)	First
2010	2/3	W	82-75	Semifinals
2012	5/4	L	74-82	Quarterfinals
2017	6/3	W	70-64	Quarterfinals
2021	9/1	L	68-74	Quarterfinals

vs. Colorado (2-2)

Year	Seeds	W/L	Score	Round
1981	2/6	W	64-61	Second
1998	8/9	W	75-61	First
2003	11/6	L	76-77	First
2011	4/5	L	75-87	Quarterfinals

vs. Iowa State (2-3)

Year	Seeds	W/L	Score	Round
1977	1/8	W	97-62	First^
1980	2/7	W	101-87	First^

2004	9/8	L	64-78	First
2014	5/4	L	85-91	Quarterfinals
2019	1/5	L	59-63	Semifinals

vs. Kansas (7-16)

Year	Seeds	W/L	Score	Round
1977	1/4	W	80-67	Second
1978	4/1	W	87-76	Second
1980	2/4	W	79-58	Final
1981	2/4	L	68-80	Final
1982	2/7	W	74-62	First^
1984	6/2	L	59-70	Second
1986	8/1	L	51-74	First
1988	2/3	W	69-54	Second
1989	3/6	W	73-65	First
1993	5/1	W	74-67	Second
1994	6/3	L	52-73	First
1995	8/1	L	45-90	First
1996	4/1	L	55-61	Second
1998	8/1	L	61-68	Quarterfinals
1999	7/3	L	58-69	Semifinals
2000	12/5	L	60-84	First
2001	10/2	L	63-94	Quarterfinals
2005	10/2	L	67-80	Quarterfinals
2007	4/1	L	61-67	Semifinals
2010	2/1	L	64-72	Final
2013	2/1	L	54-70	Final
2016	8/1	L	63-85	Quarterfinals
2018	4/1	L	67-83	Semifinals

vs. Missouri (2-5)

Year	Seeds	W/L	Score	Round
1977	1/2	W	72-67 (OT)	Final
1978	4/7	L	68-71 (OT)	Final
1985	5/4	L	50-68	First
1987	4/1	L	69-72	Second
1989	3/2	L	83-88	Second
1993	5/7	L	56-68	Final
1999	7/2	W	84-74	Quarterfinals

vs. Nebraska (7-0)

Year	Seeds	W/L	Score	Round
1979	4/5	W	61-60 (2 OTs)	First^
1980	2/3	W	60-59	Second
1984	6/3	W	41-39	First^
1987	4/5	W	47-45	First
1988	2/7	W	75-70	First
1993	5/4	W	47-45	First
2001	10/7	W	62-58	First

vs. Oklahoma (2-4)

Year	Seeds	W/L	Score	Round
1978	4/5	W	52-44	First^
1979	4/1	L	68-72	Second
1981	2/7	W	75-56	First^
1982	2/3	L	62-68	Second
1988	2/1	L	83-88	Final
2002	7/2	L	52-63	Quarterfinals

vs. Oklahoma State (4-4)

Year	Seeds	W/L	Score	Round
1983	6/3	L	61-75	First^
1990	4/5	L	78-82	First
1991	8/1	L	66-77	First
1992	7/2	L	57-81	First
1996	4/5	W	58-55	First
2010	2/7	W	83-64	Quarterfinals
2013	2/3	W	68-57	Semifinals
2016	8/9	W	75-71	First

vs. TCU (4-1)

Year	Seeds	W/L	Score	Round
2015	8/9	W	65-67	First
2018	4/5	W	66-64 (OT)	Quarterfinals
2019	1/8	W	70-61	Quarterfinals
2020	10/7	W	53-49	First
2021	9/8	W	71-50	First

vs. Texas (1-1)

Year	Seeds	W/L	Score	Round
2009	4/5	L	58-61	Quarterfinals
2013	2/7	W	66-49	Quarterfinals

vs. Texas A&M (2-1)

Year	Seeds	W/L	Score	Round
1999	7/10	W	87-76	First
2005	10/7	W	68-62	First
2008	3/6	L	60-63	Quarterfinals

vs. Texas Tech (1-2)

Year	Seeds	W/L	Score	Round
1997	12/5	L	57-73	First
2006	9/8	L	65-73	First
2007	4/5	W	66-45	Quarterfinals

vs. West Virginia (0-2)

Year	Seeds	W/L	Score	Round
2017	6/2	L	50-51	Semifinals
2022	8/9	L	67-73	First

^A play-in game was held in Manhattan in 1977, 1978, 1979, 1980, 1981 and 1982, Stillwater in 1983 and Lincoln in 1984. Earned a bye to the quarterfinals in 2007, 2008, 2009, 2010, 2011, 2012, 2013, 2014, 2017, 2018, 2019.







1980 BIG EIGHT TOURNAMENT CHAMPIONS

Conference Championship Highs

Team

Most Points:

Big 8: 101 vs. Iowa State (2/26/1980)  
Big 12: 87 vs. Texas A&M (3/4/1999)

Fewest Points:

Big 8: 41 vs. Nebraska (3/6/1984)  
Big 12: 50 vs. West Virginia (3/10/2017)

Most Field Goals Made

Big 8: 43 vs. Iowa State (2/26/1980)  
Big 12: 30 vs. Texas A&M (3/4/1999)

Most Field Goals Attempted

Big 8: 82 vs. Missouri (3/4/1977)  
Big 12: 69 vs. Kansas (3/13/2010)

Highest Field Goal Percentage

Big 8: 59.7 (43-72) vs. Iowa State (2/26/1980)  
Big 12: 58.8 (30-51) vs. Texas A&M (3/4/1999)

Most 3-Point Field Goals Made

Big 8: 7, several times  
Big 12: 10 vs. Texas Tech (3/9/2007)

Most 3-Point Field Goals Attempted

Big 8: 19, twice  
(last vs. Kansas (3/9/1996)  
Big 12: 27 vs. Iowa State (3/15/2019)

Highest 3-Point Field Goal Percentage (Min. 10 att.)

Big 8: 70.0 (7-10) vs. Nebraska (3/6/1987)  
Big 12: 54.5 (6-11) vs. Texas A&M (3/4/1999)

Most Free Throws Made

Big 8: 37 vs. Iowa State (2/26/1977)  
Big 12: 28 vs. Missouri (3/5/1999)

Most Free Throws Attempted

Big 8: 50 vs. Nebraska (3/11/1988)  
Big 12: 38 vs. Missouri (3/5/1999)

Highest Free Throw Percentage (Min. 10 att.)

Big 8: 92.0 (23-25) vs. Oklahoma State (3/8/1991)  
Big 12: 84.0 (21-25) vs. Texas A&M (3/4/1999)

Most Rebounds

Big 8: 50 vs. Iowa State (2/26/1980)  
Big 12: 50 vs. Missouri (3/5/1999)

Most Assists

Big 8: 24 vs. Iowa State (2/26/1980)  
Big 12: 22 vs. Texas A&M (3/4/1999)

Most Steals

Big 8: 11 vs. Oklahoma State (3/9/1990)  
Big 12: 11 vs. Baylor (3/11/2021)

Most Blocked Shots

Big 8: 5 vs. Kansas (3/2/1982)  
Big 12: 9 vs. Iowa State (3/11/2004)

Individual

Most Points

Big 8: 27, five times  
(last: Steve Henson vs. Oklahoma State, 3/9/1990)  
Big 12: 29 by Makol Mawien vs. Kansas, 3/9/2018

Most Field Goals Made

Big 8: 13 by Mike Evans vs. Missouri (3/4/1977)  
Big 12: 13 by Makol Mawien vs. Kansas (3/9/2018)

Most Field Goals Attempted

Big 8: 27 by Mike Evans vs. Missouri (3/4/1977)  
Big 12: 21, twice  
(last: Michael Beasley vs. Texas A&M, 3/14/2008)

Most 3-Point Field Goals Made

Big 8: 6 by Steve Henson vs. Oklahoma (3/13/1988)  
Big 12: 7 by Lance Harris vs. Kansas (3/11/2005)

Most 3-Point Field Goals Attempted

Big 8: 12 by Steve Henson vs. Oklahoma State (3/9/1990)  
Big 12: 13 by Lance Harris vs. Kansas (3/11/2005)

Most Free Throws Made

Big 8: 13 by Curtis Redding vs. Kansas (3/3/1977)  
Big 12: 11, twice  
(last: Jamar Samuels vs. Oklahoma State (3/11/2010)

Most Free Throws Attempted

Big 8: 15 by Curtis Redding vs. Kansas (3/3/1977)  
Big 12: 14 by Jamar Samuels vs. Oklahoma State (3/11/2010)

Most Rebounds

Big 8: 16 by Larry Dassie vs. Missouri (3/4/1977)  
Big 12: 14, three times  
(last: Jordan Henriquez vs. Baylor, 3/8/2012)

Most Assists

Big 8: 14 by Tim Jankovich vs. Kansas (3/7/1981)  
Big 12: 10, twice  
(last: Denis Clemente vs. Oklahoma State (3/11/2010)

Most Steals

Big 8: 5 by Glenn Marshall vs. Iowa State (2/26/1980)  
Big 12: 4, four times  
(last: DaJuan Gordon vs. Baylor (3/11/2021)

Most Blocked Shots

Big 8: 4 by Les Craft vs. Iowa State (2/26/1980)  
Big 12: 6 by Tony Kitt vs. Kansas (3/6/1999)

Big 6/7/8 Holiday Tournament

For 33 years, the Big Six/Seven/ Eight Conference sponsored one of the most successful basketball tournaments in the nation - the Big Six/Seven Eight Holiday Basketball Tournament. The four-day tournament included eight teams, each guaranteed three games with consolation and winner brackets.

The event began in 1946 when the Big Six Conference invited SMU and Arkansas to complete the field of eight. In 1947, the Big Seven invited Missouri Valley Conference member Oklahoma A&M (now Oklahoma State) to participate. Completing the field until it became the Big Eight in 1958 were: Harvard (1948); Michigan (1949); Minnesota (1950); Stanford (1951); Yale (1952); Washington (1953); California (1954); Cornell (1955); Michigan State (1956); Princeton (1957).

The 1946 and 1947 tournament were conducted prior to Christmas, being held on the second weekend of December. For the remainder of the event, it was held following Christmas, either December 26-29 or 27-30. Pairings were based on the previous year's conference standings until 1964, but beginning in 1965 the first-round match-ups were based on a set rotation.

The tournament was held at Municipal Auditorium in Kansas City, Mo., from 1946-73. Beginning with the 1974 tourney, Kemper Arena became the home to the event. The last Holiday Tournament was in 1978, and cancelled because the league also conducted a postseason tournament for automatic NCAA Tournament qualification. The two tournaments were conducted in the same year three times: 1976-77; 1977-78; 1978-79.

Year	Champion	MVP	School
1946	SMU		
1947	Kansas State		
1948	Oklahoma		
1949	Missouri		
1950	Kansas State		
1951	Kansas		
1952	Kansas State		
1953	Kansas		
1954	Missouri		
1955	Iowa State		
1956	Kansas		
1957	Kansas		
1958	Kansas State		
1959	Iowa State	Vinnie Brewer	Iowa State
1960	Kansas State	Bill Bridges	Kansas
1961	Kansas State	Jerry Gardner	Kansas
1962	Kansas	Nolen Ellison	Kansas
1963	Kansas State	Willie Murrell	K-State
1964	Kansas	Riney Lochmann	Kansas
		Pat Frink	Colorado
1965	Kansas	Delvy Lewis	Kansas
1966	Kansas	JoJo White	Kansas
1967	Nebraska	JoJo White	Kansas
1968	Kansas	JoJo White	Kansas
1969	Oklahoma	Garfield Heard	Kansas
1970	Kansas	Dave Robisch	Kansas
1971	Missouri	John Brown	Missouri
1972	Missouri	Al Eberhard	Missouri
1973	Missouri	Al Eberhard	Missouri
1974	Kansas	Alvan Adams	Oklahoma
1975	Missouri	Willie Smith	Missouri
1976	Missouri	Herb Nobles	Kansas
1977	Kansas	Donnie Von Moore	Kansas
1978	Kansas	Darnell Valentine	Kansas



1947-48 TEAM



Miscellaneous

NCAA Tournament Appearances (31)

1948	1951	1956	1958	1959	1961
1964	1968	1970	1972	1973	1975
1977	1980	1981	1982	1987	1988
1989	1990	1993	1996	2008	2010
2011	2012	2013	2014	2017	2018
2019					

NCAA First Four (1)

2017

NCAA Sweet 16s (17)

1951	1956	1958	1959	1961	1964
1968	1970	1972	1973	1975	1977
1981	1982	1988	2010	2018	

NCAA Elite Eights (12)

1951	1958	1959	1961	1964	1972
1973	1975	1981	1988	2010	2018

NCAA Final Fours (4)

1948	1951	1958	1964
------	------	------	------

NIT Appearances (7)

1976	1992	1994	1998	1999	2007
2009					

NIT Final Fours (1)

1994

All-Time Postseason Results

NCAA	37-35 (.514)
NIT	6-8 (.429)
Total	43-43 (.500)

Tournament Record By Round

First Four	1-0
First Round	11-6
Second Round	7-5
Third Round	0-2
Regional Semifinals	13-5
Regional Finals	3-10
National Semifinals	0-2
National Consolation (Third-Place Game)	0-2
National Finals	0-1

Tournament Record By Region

Midwest	18-15
West	11-5
East	3-4
South	4-4
Southeast	1-1

Tournament Record By City

Ames, Iowa	1-1 [1972]
Atlanta, Ga.	1-1 [2018]
Charlotte, N.C.	2-0 [2018]
Dallas, Texas	2-0 [1982]
Dayton, Ohio	1-0 [2017]
Greensboro, N.C.	0-1 [1989]
Houston, Texas	1-1 [1973]
Kansas City, Mo.	4-5 [1948, 1951, 1964, 2013]
Indianapolis, Ind.	0-1 [1990]
Lawrence, Kan.	6-4 [1956, 1958, 1959, 1961, 1970]
Lincoln, Neb.	1-1 [1980]
Los Angeles, Calif.	2-0 [1981]
Louisville, Ky.	0-2 [1958]
Minneapolis, Minn.	0-1 [1951]
Norman, Okla.	1-0 [1977]
Oklahoma City, Okla.	2-1 [1977, 2010]
Omaha, Neb.	1-1 [2008]
Orlando, Fla.	0-1 [1993]
Philadelphia, Pa.	1-0 [1975]
Pittsburgh, Pa.	1-1 [2012]
Pontiac, Mich.	1-1 [1988]
Providence, R.I.	1-1 [1975]
Richmond, Va.	0-1 [1996]
Sacramento, Calif.	0-1 [2017]
Salt Lake City, Utah	3-3 [1981, 1987, 2010]
San Jose, Calif.	0-1 [2019]
South Bend, Ind.	2-0 [1988]
St. Louis, Mo.	0-2 [1982, 2014]
Tucson, Ariz.	1-1 [2011]
Wichita, Kan.	2-2 [1964, 1968]

NCAA Tournament Results

Year	Date	Region	Round	Site	Seed	Opponent	W/L	Score
1948	March 19	West	Semifinals	Kansas City, Mo.	--	Wyoming	W	58-48
	March 20	West	Finals	Kansas City, Mo.	--	Baylor	L	52-60
	March 23	National	Third Place	Kansas City, Mo.	--	Holy Cross	L	54-60
1951	March 21	West	First Round	Kansas City, Mo.	--	Arizona	W	61-59
	March 23	West	Semifinals	Kansas City, Mo.	--	BYU	W	64-54
	March 24	West	Finals	Kansas City, Mo.	--	Oklahoma State	W	68-44
1956	March 27	National	Finals	Minneapolis, Minn.	--	Kentucky	L	58-68
	March 16	Midwest	Semifinals	Lawrence, Kan.	--	Oklahoma City	L	93-97
	March 17	Midwest	Third Place	Lawrence, Kan.	--	Houston	W	89-70
1958	March 14	Midwest	Semifinals	Lawrence, Kan.	--	Cincinnati	W	83-80 (2 OTs)
	March 15	Midwest	Finals	Lawrence, Kan.	--	Oklahoma State	W	69-57
	March 21	National	Semifinals	Louisville, Ky.	--	Seattle	L	51-73
1959	March 22	National	Third Place	Louisville, Ky.	--	Temple	L	57-67
	March 13	Midwest	Semifinals	Lawrence, Kan.	--	DePaul	W	102-70
	March 14	Midwest	Finals	Lawrence, Kan.	--	Cincinnati	L	75-85
1961	March 17	Midwest	Semifinals	Lawrence, Kan.	--	Houston	W	75-64
	March 18	Midwest	Finals	Lawrence, Kan.	--	Cincinnati	L	64-69
1964	March 13	Midwest	Semifinals	Wichita, Kan.	--	Texas-El Paso	W	64-60
	March 14	Midwest	Finals	Wichita, Kan.	--	Wichita State	W	94-86
	March 20	National	Semifinals	Kansas City, Mo.	--	UCLA	L	84-90
1968	March 21	National	Third Place	Kansas City, Mo.	--	Michigan	L	90-100
	March 15	Midwest	Semifinals	Wichita, Kan.	--	TCU	L	72-77
	March 16	Midwest	Third Place	Wichita, Kan.	--	Louisville	L	63-73
1970	March 12	Midwest	Semifinals	Lawrence, Kan.	--	New Mexico State	L	66-70
	March 14	Midwest	Third Place	Lawrence, Kan.	--	Houston	W	107-98
1972	March 16	Midwest	Semifinals	Ames, Iowa	--	Texas	W	66-55
	March 18	Midwest	Finals	Ames, Iowa	--	Louisville	W	65-72
1973	March 15	Midwest	Semifinals	Houston, Texas	--	Louisiana	W	66-63
	March 17	Midwest	Finals	Houston, Texas	--	Memphis	L	72-92
1975	March 15	East	First Round	Philadelphia, Pa.	--	Pennsylvania	W	69-62
	March 20	East	Semifinals	Providence, R.I.	--	Boston College	W	74-65
	March 22	East	Finals	Providence, R.I.	--	Syracuse	L	87-95 (OT)
1977	March 12	Midwest	First Round	Norman, Okla.	--	Providence	W	87-80
	March 17	Midwest	Semifinals	Oklahoma City, Okla.	--	Marquette	L	66-67
1980	March 6	Midwest	First Round	Lincoln, Neb.	7	(10) Arkansas	W	71-53
	March 8	Midwest	Second Round	Lincoln, Neb.	7	(2) Louisville	L	69-71 (OT)
1981	March 12	West	First Round	Los Angeles, Calif.	8	(9) San Francisco	W	64-60
	March 14	West	Second Round	Los Angeles, Calif.	8	(1) Oregon State	W	50-48
	March 19	West	Semifinals	Salt Lake City, Utah	8	(4) Illinois	W	57-52
1982	March 21	West	Finals	Salt Lake City, Utah	8	(2) North Carolina	L	68-82
	March 12	Midwest	First Round	Dallas, Texas	5	(12) Northern Illinois	W	77-68
	March 14	Midwest	Second Round	Dallas, Texas	5	(4) Arkansas	W	65-64
1987	March 19	Midwest	Semifinals	St. Louis, Mo.	5	(8) Boston College	L	65-69
	March 12	West	First Round	Salt Lake City, Utah	9	(8) Georgia	W	82-79 (OT)
1988	March 14	West	Second Round	Salt Lake City, Utah	9	(1) UNLV	L	61-80
	March 17	Midwest	First Round	South Bend, Ind.	4	(13) LaSalle	W	66-53
1989	March 19	Midwest	Second Round	South Bend, Ind.	4	(5) DePaul	W	66-58
	March 25	Midwest	Semifinals	Pontiac, Mich.	4	(1) Purdue	W	73-70
	March 27	Midwest	Finals	Pontiac, Mich.	4	(6) Kansas	L	58-71
1990	March 16	East	First Round	Greensboro, N.C.	6	(11) Minnesota	L	75-86
1990	March 16	Midwest	First Round	Indianapolis, Ind.	11	(6) Xavier	L	79-87
1993	March 18	South	First Round	Orlando, Fla.	6	(11) Tulane	L	53-55
1996	March 15	East	First Round	Richmond, Va.	10	(7) New Mexico	L	48-69
2008	March 20	Midwest	First Round	Omaha, Neb.	11	(6) USC	W	80-67
	March 22	Midwest	Second Round	Omaha, Neb.	11	(3) Wisconsin	L	55-72
2010	March 18	West	First Round	Oklahoma City, Okla.	2	(15) North Texas	W	82-62
	March 20	West	Second Round	Oklahoma City, Okla.	2	(7) BYU	W	84-72
	March 25	West	Semifinals	Salt Lake City, Utah	2	(6) Xavier	W	101-96 (2 OTs)
2011	March 27	West	Finals	Salt Lake City, Utah	2	(5) Butler	L	56-63
	March 17	Southeast	Second Round	Tucson, Ariz.	5	(12) Utah State	W	73-68
2012	March 19	Southeast	Third Round	Tucson, Ariz.	5	(4) Wisconsin	L	65-70
	March 15	East	Second Round	Pittsburgh, Pa.	8	(9) Southern Miss	W	70-64
2013	March 17	East	Third Round	Pittsburgh, Pa.	8	(1) Syracuse	L	59-75
	March 22	West	Second Round	Kansas City, Mo.	4	(13) La Salle	L	61-63
2014	March 21	Midwest	Second Round	St. Louis, Mo.	9	(8) Kentucky	L	49-56
2017	March 14	South	First Four	Dayton, Ohio	11	(11) Wake Forest	W	95-88
	March 17	South	First Round	Sacramento, Calif.	11	(6) Cincinnati	L	61-75
2018	March 16	South	First Round	Charlotte, N.C.	9	(8) Creighton	W	69-59
	March 18	South	Second Round	Charlotte, N.C.	9	(16) UMBG	W	50-43
	March 22	South	Semifinals	Atlanta, Ga.	9	(5) Kentucky	W	61-58
2019	March 24	South	Finals	Atlanta, Ga.	9	(11) Loyola Chicago	L	62-78
	March 22	South	First Round	San Jose, Calif.	4	(13) UC Irvine	L	64-70

NIT Results

Year	Date	Opponent	Round	Site	W/L	Score
1976	March 16	Kentucky	First Round	New York City, N.Y.	L	78-81
1992	March 18	Western Kentucky	First Round	Manhattan, Kan.	W	85-74
	March 23	Notre Dame	Second Round	South Bend, Ind.	L	47-64
1994	March 17	Mississippi State	First Round	Manhattan, Kan.	W	78-67
	March 22	Gonzaga	Second Round	Manhattan, Kan.	W	66-64
	March 24	Fresno State	Third Round	Manhattan, Kan.	W	115-77
	March 28	Vanderbilt	Semifinals	New York City, N.Y.	L	76-82
1998	March 30	Siena	Third Place	New York City, N.Y.	L	79-92
	March 11	North Carolina State	First Round	Raleigh, N.C.	L	39-59
1999	March 10	TCU	First Round	Manhattan, Kan.	L	71-72
2007	March 14	(7) Vermont	First Round	Manhattan, Kan.	W	59-57
	March 19	(5) DePaul	Second Round	Manhattan, Kan.	L	65-70
2009	March 18	(5) Illinois State	First Round	Manhattan, Kan.	W	83-79 (OT)
	March 20	(1) San Diego State	Second Round	San Diego, Calif.	L	52-70





K-State vs. Postseason

Arkansas	2-0 [1980, 1982]
Arizona	1-0 [1951]
Baylor	0-1 [1948]
Boston College	1-1 [1975, 1982]
BYU	2-0 [1951, 2010]
Butler	0-1 [2010]
Cincinnati	1-3 [1958, 1959, 1961, 2017]
Creighton	1-0 [2018]
DePaul	2-1 [1959, 1988, 2007]
Fresno State	1-0 [1994]
Georgia	1-0 [1987]
Gonzaga	1-0 [1994]
Holy Cross	0-1 [1951]
Houston	3-0 [1956, 1961, 1970]
Illinois	1-0 [1981]
Illinois State	1-0 [2009]
Kansas	0-1 [1988]
Kentucky	1-3 [1976, 2014, 2018]
La Salle	1-1 [1988, 2013]
Louisiana	1-0 [1973]
Louisville	0-3 [1968, 1972, 1980]
Loyola Chicago	0-1 [2018]
Marquette	0-1 [1977]
UC Irvine	0-1 [2019]
UMBC	1-0 [2018]
Memphis	0-1 [1973]
Michigan	0-1 [1964]
Minnesota	0-1 [1989]
Mississippi State	1-0 [1994]
UNLV	0-1 [1987]
New Mexico	0-1 [1996]
New Mexico State	0-1 [1970]
North Carolina	0-1 [1981]
N.C. State	0-1 [1998]
Notre Dame	0-1 [1992]
North Texas	2-0 [2010]
Northern Illinois	1-0 [1982]
Oklahoma City	0-1 [1956]
Oklahoma State	2-0 [1951, 1958]
Oregon State	1-0 [1981]
Pennsylvania	1-0 [1975]
Providence	1-0 [1977]
Purdue	1-0 [1988]
San Francisco	1-0 [1981]
Seattle	0-1 [1964]
Siena	0-1 [1994]
Southern Miss	1-0 [2012]
Syracuse	0-2 [1975, 2012]
Temple	0-1 [1958]
TCU	0-1 [1999]
Texas	1-0 [1972]
TCU	0-1 [1999]
Texas-El Paso	1-0 [1964]
Tulane	0-1 [1993]
UCLA	0-1 [1964]
USC	1-0 [2008]
Utah State	1-0 [2011]
Vanderbilt	0-1 [1994]
Vermont	1-0 [2007]
Wake Forest	1-0 [2017]
Western Kentucky	1-0 [1992]
Wichita State	1-0 [1964]
Wisconsin	0-2 [2008, 2011]
Wyoming	1-0 [1948]
Xavier	1-1 [1990, 2010]

NCAA Tournament Superlatives

Career NCAA Tournament Appearances

1.	4	Steve Henson	1986-90
	4	Lance Simmons	1985-90
	4	Jordan Henriquez	2009-13
	4	Martavious Irving	2009-13
	4	Rodney McGruder	2009-13
	4	Shane Southwell	2010-14
	4	Will Spradling	2010-14
	4	Nino Williams	2010-15
9.	3	Fred Barton	1976-81
	3	Tyrone Adams	1978-82
	3	Ed Nealy	1978-82
	3	Tim Jankovich	1979-82
	3	Les Craft	1979-83
	3	Eduardo Galvao	1979-83
	3	Jacob Pullen	2007-11
	3	Victor Ojeleye	2008-12
	3	Jamar Samuels	2008-12
	3	Omar Lawrence	2011-14
	3	Thomas Gipson	2011-15
	3	Shawn Meyer	2011-15
	3	D.J. Johnson	2012-17
	3	Barry Brown, Jr.	2015-19
	3	Kamau Stokes	2015-19
	3	Dean Wade	2015-19
	3	Xavier Sneed	2016-20

■ Multiple players have 2 NCAA Tournament appearances.

Career NCAA Tournament Games Played

1.	9	Tyrone Adams	1978-82
	9	Ed Nealy	1978-82
	9	Tim Jankovich	1979-82
	9	Les Craft	1979-83
	9	Jordan Henriquez	2009-13
	9	Martavious Irving	2009-13
	9	Rodney McGruder	2009-13
8.	8	Fred Barton	1976-81
	8	Steve Henson	1986-90
	8	Jacob Pullen	2007-11
	8	Jamar Samuels	2008-12
12.	7	Randy Reed	1980-82
	7	Eduardo Galvao	1979-83
	7	Mark Dobbins	1985-89
	7	Barry Brown, Jr.	2015-19
	7	Kamau Stokes	2015-19
	7	Xavier Sneed	2016-20

■ 22 players have played in 6 NCAA Tournament games.

Career NCAA Tournament Wins

1.	6	Tyrone Adams	1978-82
	6	Tim Jankovich	1979-82
	6	Ed Nealy	1978-82
	6	Les Craft	1979-83
5.	5	Fred Barton	1976-81
	5	Randy Reed	1980-82
	5	Eduardo Galvao	1979-83
	5	Jacob Pullen	2007-11
	5	Jamar Samuels	2008-12
	5	Jordan Henriquez	2009-13
	5	Martavious Irving	2009-13
	5	Rodney McGruder	2009-13
13.	4	Rolando Blackman	1977-81
	4	Ron Meyer	1984-88
	4	Mark Dobbins	1985-89
	4	Steve Henson	1986-90
	4	Charles Bledsoe	1986-88
	4	Mitch Richmond	1986-88
	4	Will Scott	1986-88
	4	Luis Colon	2006-10
	4	Chris Merriewether	2006-10
	4	Dominique Sutton	2007-10
	4	Curtis Kelly	2009-11
	4	Barry Brown, Jr.	2015-19
	4	Kamau Stokes	2015-19
	4	Dean Wade	2015-19
	4	Xavier Sneed	2016-20

Career NCAA Tournament Winning Percentage

1.	.750	Ed Head [3-1]	1948-51
	.750	Jack Stone [3-1]	1948-51
	.750	Don Upson [3-1]	1948-52
	.750	Lew Hitch [3-1]	1949-51
	.750	Dick Peck [3-1]	1949-52
	.750	Dick Knostman [3-1]	1950-53
	.750	Bob Rousey [3-1]	1950-53
	.750	Dan Schuyler [3-1]	1950-54
	.750	Denis Clemente [3-1]	2008-10
10.	.714	Eduardo Galvao [5-2]	1979-83
	.714	Randy Reed [5-2]	1980-82

■ 14 players have a winning percentage of .667 in NCAA Tournament play.

K-State vs. NCAA seeds

K-State by NCAA Seed Since 1979

1	0-0
2	3-1
3	0-0
4	3-3
5	3-2
6	0-2
7	1-1
8	4-2
9	4-3
10	0-1
11	2-3
12	0-0
13	0-0
14	0-0
15	0-0
16	0-0

K-State vs. NCAA Seeds Since 1979

1	2-2
2	0-2
3	0-1
4	2-1
5	2-1
6	2-3
7	1-1
8	2-2
9	2-0
10	1-0
11	1-3
12	2-0
13	1-2
14	0-0
15	1-0
16	1-0



Team Records

Most Points

1.	115 (115-77)	Fresno State*	H	3/24/1994
2.	107 (107-98)	(12) Houston	N (law)	3/14/1970
3.	102 (102-70)	DePaul	N (law)	3/13/1959
4.	101 (101-96)	(25) Xavier	N (slc)	3/25/2010
5.	95 (95-88)	Wake Forest	N (day)	3/14/2017
6.	94 (94-86)	(5) Wichita State	N (wic)	3/14/1964
7.	93 (93-97)	(16) Oklahoma City	N (law)	3/16/1956
8.	90 (90-100)	(2) Michigan	N (kc)	3/21/1964
9.	89 (89-70)	(17) Houston	N (law)	3/17/1956
10.	87 (87-95)	(20) Syracuse	N (pro)	3/22/1975
	87 (87-80)	(13) Providence	N (okc)	3/12/1977

Fewest Points

1.	39 (39-59)	N.C. State*	A	3/11/1998
2.	47 (47-64)	Notre Dame*	A	3/23/1992
3.	48 (48-56)	New Mexico	N (rich)	3/15/1996
4.	49 (49-56)	Kentucky	N (stl)	3/21/2014
5.	50 (50-48)	(2) Oregon State	N (la)	3/14/1981
	50 (50-43)	UMBC	N (cha)	3/18/2018
7.	51 (51-73)	Seattle	N (lou)	3/21/1958
8.	52 (52-60)	Baylor	N (kc)	3/20/1948
	52 (52-70)	San Diego State*	A	3/20/2009
10.	53 (53-55)	Tulane	N (ori)	3/18/1993

Most Field Goals Made

1.	47	(12) Houston	N (law)	3/14/1970
2.	40	Fresno State*	H	3/24/1994
3.	39	DePaul	N (law)	3/13/1959
4.	38	(13) Providence	N (okc)	3/12/1977
5.	37	(1) UCLA	N (kc)	3/20/1964
	37	(2) Michigan	N (slc)	3/21/1964
	37	(25) Xavier	N (slc)	3/25/2010
8.	36	Kentucky*	N (nyc)	3/16/1976
9.	35	(5) Wichita State	N (wic)	3/14/1964
10.	34	Boston College	N (pro)	3/20/1975
	34	(20) Syracuse	N (pro)	3/22/1975

Fewest Field Goals Made

15	N.C. State*	A	3/11/1992
15	New Mexico	N (rich)	3/15/1996

Most Field Goals Attempted

1.	94	(12) Houston	N (law)	3/14/1970
2.	85	New Mexico State	N (law)	3/12/1970
3.	84	(20) Syracuse	N (pro)	3/22/1975
4.	83	DePaul	N (law)	3/13/1959
5.	82	(5) Cincinnati	N (law)	3/14/1959
6.	80	(1) Kentucky	N (min)	3/27/1951
8.	80	(9) Louisville	N (wich)	3/16/1968
	79	(16) Oklahoma City	N (law)	3/16/1956
	79	(17) Houston	N (law)	3/17/1956
	79	(2) Michigan	N (kc)	3/21/1964

Fewest Field Goals Attempted

33	(2) Oregon State	N (la)	3/14/1981
44	UMBC	N (cha)	3/18/2018
47	Wake Forest	N (day)	3/14/2017
48	N.C. State*	A	3/11/1998

Most 3-Point Field Goals Made

1.	23	Fresno State*	H	3/24/1994
2.	11	(17) BYU	N (okc)	3/20/2010
3.	10	DePaul	N (nd)	3/19/1988
4.	9	Vanderbilt*	N (nyc)	3/28/1994
	9	Creighton	N (cha)	3/16/2018
	9	Kentucky	N (atl)	3/22/2018
7.	8	Georgia	N (slc)	3/12/1987
	8	La Salle	N (nd)	3/17/1988
	8	(3) Purdue	N (pon)	3/25/1988
	8	(25) Xavier	N (slc)	3/25/2010
	8	UC Irvine	N (sj)	3/22/2019

Fewest 3-Point Field Goals Made

0	(6) Wisconsin	N (oma)	3/22/2008
1	UMBC	N (cha)	3/18/2018
2	San Diego State*	A	3/20/2009

Most 3-Point Field Goals Attempted

1.	36	Fresno State*	H	3/24/1994
2.	29	Minnesota	N (green)	3/16/1989
3.	27	BYU	N (okc)	3/20/2010
	27	UC Irvine	N (sj)	3/22/2019
5.	26	Loyola Chicago	N (atl)	3/24/2018
6.	24	(23) New Mexico	N (rich)	3/15/1996

24	DePaul*	H	3/19/2007	
24	Illinois State*	H	3/18/2009	
9.	23	TCU*	H	3/10/1999
10.	22	Kansas	N (pon)	3/27/1988
	22	Vermont*	H	3/14/2007
	22	Kentucky	N (atl)	3/21/2018

Fewest 3-Point Field Goals Attempted

5	(1) UNLV	N (slc)	3/14/1987
10	N.C. State*	A	3/11/1998

Highest Field Goal Percentage

1.	66.0 (31/47)	Wake Forest	N (day)	3/17/2017
2.	63.0 (34/54)	Boston College	N (pro)	3/20/1975
3.	60.4 (29/48)	(12) Arkansas	N (dal)	3/14/1982
4.	60.0 (27/45)	Arkansas	N (lin)	3/6/1980
5.	56.3 (40/71)	Fresno State*	H	3/24/1994
6.	54.5 (30/55)	(19) Oklahoma State	N (law)	3/15/1958
	54.5 (24/44)	Northern Illinois	N (dal)	3/12/1982
8.	54.3 (38/70)	(13) Providence	N (okc)	3/12/1977
9.	52.7 (29/55)	San Francisco	N (la)	3/12/1981
10.	52.5 (32/61)	Mississippi State*	H	3/17/1994

Lowest Field Goal Percentage

1.	28.2 (20/71)	(5) Temple	N (kc)	3/22/1958
2.	28.3 (17/61)	Notre Dame*	A	3/23/1992
3.	28.8 (23/80)	(1) Kentucky	N (minn)	3/27/1951
	28.8 (15/52)	(23) New Mexico	N (rich)	3/15/1996
5.	31.3 (15/48)	N.C. State*	A	3/11/1998
	31.3 (21/67)	(2) Syracuse	N (pitt)	3/17/2012
7.	31.7 (26/82)	(5) Cincinnati	N (law)	3/14/1959
	31.7 (19/60)	San Diego State*	A	3/20/2009
9.	31.8 (21/66)	Seattle	N (kc)	3/21/1958
	31.8 (27/85)	New Mexico State	N (law)	3/12/1970

Highest Field Goal Percentage/Half

1.	73.7 (n/a)	Northern Illinois (2nd)	N (dal)	3/12/1982
2.	71.0 (22/31)	(13) Providence	N (okc)	3/12/1977
3.	70.0 (14/20)	Western Kentucky* (2nd)	H	3/18/1992
4.	69.6 (16/23)	Wake Forest (2nd)	N (day)	3/17/2017
5.	68.0 (n/a)	Arkansas (2nd)	N (lin)	3/6/1980
6.	65.0 (n/a)	(19) Illinois (1st)	N (slc)	3/19/1981
7.	64.3 (18/28)	Boston College (1st)	N (pro)	3/20/1975
8.	63.1 (n/a)	Arkansas (1st)	N (lin)	3/6/1980
9.	62.5 (15/24)	Wake Forest (1st)	N (day)	3/17/2017
10.	61.5 (16/26)	Boston College (2nd)	N (pro)	3/20/1975

Lowest Field Goal Percentage/Half

1.	22.2 (6/27)	N.C. State* (2nd)	A	3/11/1998
2.	23.5 (8/34)	(2) Syracuse (1st)	N (pitt)	3/17/2012
3.	24.0 (6/25)	New Mexico (2nd)	N (rich)	3/15/1996
4.	25.8 (8/31)	Notre Dame* (1st)	A	3/23/1992
5.	31.0 (9/29)	(15) Pennsylvania (2nd)	N (phil)	3/15/1975
6.	32.4 (12/37)	(12) Memphis (1st)	N (hou)	3/17/1973
	32.4 (11/34)	Kansas (2nd)	N (pon)	3/27/1988
8.	33.3 (9/27)	New Mexico (1st)	N (rich)	3/15/1996
	33.3 (13/39)	Loyola Chicago (2nd)	N (atl)	3/24/2018
10.	34.4 (11/32)	BYU (1st)	N (okc)	3/20/2010

Most Free Throws Made

1.	33	(16) Oklahoma City	N (law)	3/16/1956
2.	29	Northern Illinois	N (dal)	3/12/1982
3.	27	(2) Cincinnati	N (law)	3/14/1958
	27	(17) Houston	N (law)	3/17/1956
	27	Houston	N (law)	3/17/1961
	27	BYU	N (okc)	3/20/2010
	27	Wake Forest	N (day)	3/17/2017
7.	26	Southern Miss	N (pitt)	3/15/2012
8.	25	Vanderbilt	N (nyc)	3/28/1994
9.	24	DePaul	N (law)	3/13/1959
	24	(5) Wichita State	N (wich)	3/14/1964
	24	(19) Utah State	N (tuc)	3/17/2011

Fewest Free Throws Made

4	Tulane	N (ori)	3/18/1993
6	Kentucky*	N (nyc)	3/16/1976

Most Free Throws Attempted

1.	44	(16) Oklahoma City	N (law)	3/16/1956
2.	40	(2) Cincinnati	N (law)	3/14/1958
3.	37	(17) Houston	N (law)	3/17/1956
	37	(5) Wichita State	N (wich)	3/14/1964
5.	36	Illinois State*	H	3/18/2009
	36	Wake Forest	N (day)	3/17/2017
7.	35	Houston	N (law)	3/17/1961

8.	34	Southern Miss	N (pitt)	3/15/2012
9.	33	Vanderbilt*	N (nyc)	3/28/1994
10.	31	(5) Temple	N (lou)	3/22/1958
	31	(5) Cincinnati	N (law)	3/14/1959

Fewest Free Throws Attempted

6	Tulane	N (ori)	3/18/1993
11	Gonzaga*	H	3/22/1994

Highest Free Throw Percentage

1.	92.3 (12/13)	La Salle	N (nd)	3/17/1988
2.	90.0 (27/30)	BYU	N (okc)	3/20/2010
3.	88.9 (16/18)	(2) Oregon State	N (la)	3/14/1981
4.	86.6 (13/15)	(2) Louisville	N (lin)	3/8/1980
5.	85.7 (12/14)	(7) Marquette	N (okc)	3/17/1977
	85.7 (24/28)	(19) Utah State	N (tuc)	3/17/2011
7.	83.3 (10/12)	Loyola Chicago	N (atl)	3/24/2018
8.	82.9 (29/35)	Northern Illinois	N (dal)	3/12/1982
9.	81.3 (13/16)	(6) Wisconsin	N (oma)	3/22/2008
10.	80.0 (24/30)	DePaul	N (law)	3/14/1959
	80.0 (16/20)	(2) Michigan	N (kc)	3/21/1964
	80.0 (12/15)	(18) Cincinnati	N (sac)	3/17/2017
	80.0 (12/15)	UC Irvine	N (sj)	3/22/2019

Lowest Free Throw Percentage

1.	36.8 (7/19)	Vermont*	H	3/14/2007
2.	37.5 (6/16)	Kentucky	N (nyc)	3/16/1976
3.	41.0 (12/29)	New Mexico State	N (law)	3/12/1970
4.	45.8 (11/24)	(9) Louisville	N (wic)	3/16/1968
5.	47.6 (10/21)	(1) UCLA	N (kc)	3/20/1964
	47.6 (11/23)	Notre Dame*	A	3/23/1992
7.	50.0	5 times (last time)		
		Kentucky	N (stl)	3/21/2014

Most Rebounds

1.	65	(12) Houston	N (law)	3/14/1970
2.	62	DePaul	N (law)	3/13/1959
3.	59	(17) Houston	N (law)	3/17/1956
4.	58	New Mexico State	N (law)	3/12/1970
5.	55	(5) Cincinnati	N (law)	3/14/1959
6.	54	(20) Syracuse	N (pro)	3/22/1975
7.	53	TCU	N (wich)	3/15/1968
8.	52	(2) Cincinnati	N (law)	3/14/1958
9.	51	(5) Temple	N (kc)	3/22/1958
10.	49	TCU*	H	3/10/1999

Fewest Rebounds

21	(2) Oregon State	N (la)	3/14/1981
22	(16) Cincinnati	N (sac)	3/17/1971
25	DePaul*	H	3/19/2007

Most Offensive Rebounds

1.	29	(9) Louisville	N (wich)	3/16/1968
2.	28	(5) Cincinnati	N (law)	3/14/1959
3.	26	DePaul	N (law)	3/13/1959
4.	24	San Diego State*	A	3/20/2009
5.	23	(5) Wichita State	A	3/14/1964
6.	21	(17) Houston	N (law)	3/17/1956
	21	Houston	N (law)	3/17/1961
	21	TCU*	H	3/10/1999
	21	USC	N (oma)	3/20/2008
10.	19	Kentucky*	N (nyc)	3/16/1976

Fewest Offensive Rebounds

5	Southern Miss	N (pitt)	3/15/2012
5	UMBC	N (cha)	3/18/2018
7	Wake Forest	N (sac)	3/14/2017
8	Mississippi State*	H	3/17/1994

Most Defensive Rebounds

1.	38	(17) Houston	N (law)	3/17/1956
2.	36	DePaul	N (law)	3/13/1959
	36	TCU	N (wich)	3/15/1968
4.	32	Illinois State*	H	3/18/2009
5.	30	UMBC	N (cha)	3/18/2018
6.	29	Texas-El Paso	N (wich)	3/13/1964
	29	New Mexico	N (rich)	3/15/1996
8.	28	TCU*	H	3/10/1999
	28	Creighton	N (cha)	3/16/2018
10.	27	(5) Cincinnati	N (law)	3/14/1959
	27	(1) UCLA	N (kc)	3/20/1964

Fewest Defensive Rebounds

11	San Diego State*	A	3/20/2009
14	(18) Cincinnati	N (sac)	3/17/2017



Team Records

Most Assists

1.	29	Fresno State*	H	3/24/1994
2.	21	(2) Louisville	N (lin)	3/8/1980
		(12) Arkansas	N (dal)	3/14/1982
21		Illinois State*	H	3/18/2009
5.	20	Boston College	N (sti)	3/19/1982
	20	Western Kentucky*	H	3/18/1992
7.	19	5 times (last time)		
		(25) Xavier	N (slc)	3/25/2010

Fewest Assists

4	(6) Wisconsin	N (oma)	3/22/2008
4	UMBC	N (cha)	3/18/2018
6	Notre Dame*	A	3/23/1992

Most Steals

1.	13	Arkansas	N (lin)	3/6/1980
	13	UMBC	N (cha)	3/18/2018
3.	12	Minnesota	N (green)	3/16/1989
	12	Mississippi State*	H	3/17/1994
	12	Vermont*	H	3/14/2007
6.	11	Fresno State*	H	3/24/1994
	11	(11) Butler	N (slc)	3/27/2010
	11	Kentucky	N (atl)	3/21/2018
9.	10	(20) Syracuse	N (pro)	3/22/1975
10.	9	3 times (last time)		
		North Texas	N (okc)	3/20/2010

Fewest Steals

1	San Francisco	N (la)	3/12/1981
2	3 times (last time)		
	Utah State	N (tuc)	3/17/2011

Most Blocked Shots

1.	11	(25) Xavier	N (slc)	3/25/2010
2.	10	North Texas	N (okc)	3/18/2010
3.	7	Southern Miss	N (pitt)	3/15/2012
	7	La Salle	N (kc)	3/22/2013
4.	6	(13) Providence	N (okc)	3/12/1977
	6	Illinois State*	H	3/18/2009
6.	5	(12) Arkansas	N (sti)	3/14/1982
	5	Creighton	N (cha)	3/16/2018
8.	4	Boston College	N (pro)	3/20/1975
	4	Northern Illinois	N (dal)	3/12/1982

Most Turnovers

1.	23	(7) Louisiana	N (hou)	3/15/1973
	23	(1) UNLV	N (slc)	3/14/1987
3.	22	Boston College	N (pro)	3/20/1975
	22	(7) Marquette	N (okc)	3/17/1977
5.	21	(20) Syracuse	N (pro)	3/22/1975
6.	20	(2) Oregon State	N (la)	3/14/1981
	20	Tulane	N (ori)	3/18/1993
8.	19	Siena*	N (nyc)	3/20/1994
	19	N.C. State*	A	3/11/1998
10.	18	3 times (last time)		
		UMBC	N (cha)	3/18/2018

Fewest Turnovers

1.	6	(25) Xavier	N (ind)	3/16/1990
	6	Loyola Chicago	N (atl)	3/24/2018
3.	7	(19) Illinois	N (slc)	3/19/1981
	7	(3) Purdue	N (pon)	3/25/1988
	7	(18) Cincinnati	N (sac)	3/17/2017
6.	8	(6) North Carolina	N (slc)	3/21/1981
	8	Gonzaga*	H	3/22/1994
	8	DePaul*	H	3/19/2007
	8	(16) Wisconsin	N (tuc)	3/19/2011
10.	9	3 times (last time)		
		La Salle	N (kc)	3/22/2013

Most Personal Fouls

31	(25) Xavier	N (ind)	3/16/1990
31	Siena*	N (nyc)	3/30/1994

Fewest Personal Fouls

1.	8	La Salle	N (nd)	3/17/1988
2.	9	(19) Illinois	N (slc)	3/19/1981
	9	DePaul	N (nd)	3/19/1988
4.	11	Creighton	N (cha)	3/16/2018
5.	12	(13) Providence	N (okc)	3/12/1977
	12	Vermont*	H	3/14/2007
7.	13	Tulane	N (ori)	3/18/1993
9.	14	9 times (last time)		
		La Salle	N (kc)	3/22/2013

Individual Records

Most Points

1.	62	Askia Jones vs. Fresno State*	H	3/24/1994
2.	38	Jacob Pullen vs. Wisconsin	N (tuc)	3/19/2011
3.	35	Chuckie Williams vs. Syracuse	N (pro)	3/22/1975
	35	Steve Henson vs. Xavier	N (ind)	3/16/1990
5.	34	Mitch Richmond vs. Georgia	N (slc)	3/12/1987
	34	Jacob Pullen vs. BYU	N (okc)	3/20/2010
7.	32	Bob Boozer vs. Cincinnati	N (law)	3/14/1959
	32	Chuckie Williams vs. Boston College	N (pro)	3/20/1975
	32	Curtis Redding vs. Providence	N (okc)	3/12/1977
	32	Jacob Pullen vs. Illinois State*	H	3/18/2009

Most Field Goals

1.	18	Askia Jones vs. Fresno State*	H	3/24/1994
2.	15	Chuckie Williams vs. B. College	N (pro)	3/20/1975
3.	14	Chuckie Williams vs. Syracuse	N (pro)	3/22/1975
	14	Curtis Redding vs. Providence	N (okc)	3/12/1977
5.	13	Willie Murrell vs. UCLA	N (kc)	3/20/1964
7.	13	Jacob Pullen vs. Wisconsin	N (tuc)	3/19/2011
	12	Jerry Venable vs. N. Mexico State	N (law)	3/12/1970
	12	David Hall vs. Houston	N (law)	3/14/1970
	12	Chuckie Williams vs. Kentucky*	N (nyc)	3/16/1976
10.	11	6 times (last time)		
		Rodney McGruder vs. So. Miss	N (pitt)	3/15/2012

Most Field Goals Attempted

1.	30	Jerry Venable vs. N. Mexico St.	N (law)	3/12/1970
2.	27	Chuckie Williams vs. Syracuse	N (pro)	3/22/1975
3.	26	Bob Boozer vs. Cincinnati	N (law)	3/14/1959
	26	Jerry Venable vs. Houston	N (law)	3/14/1970
5.	25	Bob Boozer vs. Cincinnati	N (law)	3/14/1958
	25	Chuckie Williams vs. B. College	N (pro)	3/20/1975
	25	Askia Jones vs. Fresno State	H	3/24/1994
8.	24	Willie Murrell vs. Texas-El Paso	N (wich)	3/13/1964
	24	Willie Murrell vs. Wichita State	A	3/14/1964
	24	Denis Clemente vs. Xavier	N (slc)	3/25/2010

Highest Field Goal Percentage

1.	100.0 (5/5)	Jack Stone vs. Okla. State	N (kc)	3/24/1951
2.	90.0 (9/10)	Carl Gerlach vs. B. College	N (pro)	3/20/1975
3.	88.9 (8/9)	D.J. Johnson vs. Wake Forest	N (day)	3/14/2017
4.	84.6 (11/13)	Randy Reed vs. San Francisco	N (la)	3/12/1981
5.	83.3 (5/6)	Willie Murrell vs. Texas-El Paso	N (wich)	3/13/1964
	83.3 (5/6)	Darryl Winston vs. Marquette	N (okc)	3/17/1977
	83.3 (5/6)	Les Craft vs. San Francisco	N (la)	3/12/1981
	83.3 (5/6)	Charles Bledsoe vs. Kansas	N (pon)	3/27/1988
9.	80.0 (4/5)	Gene McVey vs. Louisiana	N (hou)	3/15/1973
	80.0 (4/5)	Dominique Sutton vs. Illinois St.*	H	3/18/2009

Most 3-Point Field Goals Made

1.	14	Askia Jones vs. Fresno State*	H	3/24/1994
2.	7	William Scott vs. DePaul	N	3/19/1988
	7	Jacob Pullen vs. BYU	N (okc)	3/20/2010
4.	6	Steve Henson vs. Xavier	N (ind)	3/16/1990
	6	Jacob Pullen vs. Xavier	N (slc)	3/25/2010
	6	Jacob Pullen vs. Illinois State*	H	3/18/2009
	6	Jacob Pullen vs. Wisconsin	N (tuc)	3/19/2011
8.	5	8 times (last time)		
		Xavier Sneed vs. Kentucky	N (atl)	3/22/2018

Most 3-Point Field Goals Attempted

1.	18	Askia Jones vs. Fresno State*	H	3/24/1994
2.	15	Steve Henson vs. Minnesota	N (green)	3/16/1989
3.	14	Cartier Martin vs. Vermont*	H	3/14/2007
4.	13	Jacob Pullen vs. Illinois State*	H	3/18/2009
5.	12	Jacob Pullen vs. BYU	N (okc)	3/20/2010
	12	Jacob Pullen vs. Xavier	N (slc)	3/25/2010
7.	11	William Scott vs. La Salle	N (nd)	3/17/1988
	11	Steve Henson vs. Xavier	N (ind)	3/16/1990
	11	Deryl Cunningham vs. Gonzaga	H	3/22/1994
10.	10	William Scott vs. Kansas	N (pon)	3/27/1988
	10	Clent Stewart vs. DePaul	H	3/19/2007

Highest 3-Point Field Goal Percentage

1.	100.0 (5/5)	Mitch Richmond vs. Georgia	N (slc)	3/12/1987
	100.0 (5/5)	William Scott vs. Purdue	N (pon)	3/25/1988
3.	87.5 (7/8)	William Scott vs. DePaul	N (nd)	3/19/1988
4.	80.0 (4/5)	Askia Jones vs. Gonzaga*	H	3/22/1994
5.	77.8 (14/18)	Askia Jones vs. Fresno State*	H	3/24/1994
6.	75.0 (6/8)	Jacob Pullen vs. Wisconsin	N (tuc)	3/19/2011
7.	66.7 (4/6)	Askia Jones vs. W. Kentucky	H	3/18/1992
	66.7 (4/6)	Xavier Sneed vs. Loyola Chicago	N (atl)	3/24/2018
9.	62.5 (5/8)	Kamau Stokes vs. Wake Forest	N (day)	3/14/2017
	62.5 (5/8)	Xavier Sneed vs. Kentucky	N (atl)	3/22/2018
10.	60.0 (3/5)	Wesley Iwuandu vs. Cincinnati	N (sac)	3/17/2017

Most Free Throws Made

1.	14	Askia Jones vs. Siena*	N (nyc)	3/30/1994
2.	13	Jack Parr vs. Oklahoma City	N (law)	3/16/1956
3.	12	Askia Jones vs. Fresno State*	H	3/24/1994
4.	11	Les Craft vs. Northern Illinois	N (dal)	3/12/1982
	11	Jacob Pullen vs. BYU	N (okc)	3/20/2010
	11	Wesley Iwuandu vs. Wake Forest	N (day)	3/14/2017
7.	10	Bob Boozer vs. Cincinnati	N (law)	3/14/1959
	10	Mitch Richmond vs. La Salle	N (nd)	3/17/1988
9.	9	3 times (last time)		
		Jordan Henriquez vs. So. Miss	N (pitt)	3/15/2012

Most Free Throws Attempted

1.	19	Jack Parr vs. Oklahoma City	N (law)	3/16/1956
2.	16	Askia Jones vs. Fresno State*	H	3/24/1994
3.	15	Askia Jones vs. Siena*	N (nyc)	3/30/1994
4.	13	Bob Boozer vs. Cincinnati	N (law)	3/14/1959
	13	Wesley Iwuandu vs. Wake Forest	N (day)	3/14/2017
5.	12	Mitch Richmond vs. Georgia	N (slc)	3/12/1987
	12	Jacob Pullen vs. Utah State	N (tuc)	3/17/2011
7.	11	6 times (last time)		
		Jacob Pullen vs. Illinois State*	H	3/18/2009

Most Rebounds

1.	21	David Hall vs. New Mexico State	N (law)	3/12/1970
2.	20	Jack Parr vs. Houston	N (law)	3/17/1956
3.	19	David Hall vs. Houston	N (law)	3/14/1970
4.	18	Dan Droge vs. Syracuse	N (pro)	3/22/1975
5.	17	Jack Parr vs. Oklahoma City	N (law)	3/16/1956
	17	Jordan Henriquez vs. Syracuse	N (pitt)	3/17/2012
7.	16	Carl Gerlach vs. Pennsylvania	N (phi)	3/15/1975
8.	14	6 times (last time)		
		Mitch Richmond vs. UNLV	N (slc)	3/14/1987

Most Assists

1.	12	Steve Henson vs. Purdue	N (pon)	3/25/1988
2.	10	Anthony Beane vs. Fresno State*	H	3/24/1994
	10	Denis Clemente vs. Illinois State*	H	3/18/2009
4.	9	Mitch Richmond vs. La Salle	N (nd)	3/17/1988
	9	Akeem Wright vs. DePaul*	H	3/19/2007
6.	8	Glenn Marshall vs. Louisville	N (lin)	3/8/1980
7.	7	4 times (last time)		
		Wesley Iwuandu vs. Wake Forest	N (day)	3/14/2017

Most Steals

1.	6	Glenn Marshall vs. Arkansas	N (lin)	3/6/1980
	6	Askia Jones vs. Miss. State*	H	3/17/1994
	6	Jacob Pullen vs. Butler	N (slc)	3/27/2010
4.	5	Ed Nealy vs. Arkansas	N (dal)	3/14/1982
	5	LeKeith Humphrey vs. Minnesota	N (green)	3/16/1989
	5	Belvis Noland vs. Vanderbilt*	N (nyc)	3/28/1994
7.	4	Steve Henson vs. Xavier	N (ind)	3/16/1990
	4	Jacob Pullen vs. BYU	N (okc)	3/20/2010
	4	Rodney McGruder vs. So. Miss	N (pitt)	3/15/2012
	4	Xavier Sneed vs. Wake Forest	N (day)	3/14/2017
	4	Barry Brown vs. Cincinnati	N (sac)	3/17/2017
	4	Xavier Sneed vs. UMB	N (cha)	3/18/2018
	4	Kamau Stokes vs. Kentucky	N (atl)	3/21/2018

Most Blocked Shots

1.	6	Jordan Henriquez vs. So. Miss	N (pitt)	3/15/2012
2.	5	Les Craft vs. Arkansas	N (dal)	3/14/1982
	5	Curtis Kelly vs. Xavier	N (slc)	3/25/2010
	5	Jordan Henriquez vs. La Salle	N (kc)	3/22/2013
4.	4	Les Craft vs. Boston College	N (sti)	3/19/1982
	4	Curtis Kelly vs. North Texas	N (okc)	3/18/2010
6.	3	5 times (last time)		
		D.J. Johnson vs. Wake Forest	N (day)	3/14/2017

\*National Invitational Tournament game

LOCATION KEY:

atl-Atlanta, Ga.  
 cha-Charlotte, N.C.  
 dal-Dallas, Texas  
 day-Dayton, Ohio  
 green-Greensboro, N.C.  
 hou-Houston, Texas  
 ind-Indianapolis, Ind.  
 kc-Kansas City, Mo.  
 la-Los Angeles, Calif.  
 law-Lawrence, Kan.  
 lin-Lincoln, Neb.  
 lou-Louisville, Ky.  
 minn-Minneapolis, Minn.  
 nd-Notre Dame, Ind.  
 nyc-New York City  
 okc-Oklahoma City, Okla.  
 oma-Omaha, Neb.  
 ori-Orlando, Fla.  
 phil-Philadelphia, Pa.  
 pitt-Pittsburgh, Pa.  
 pon-Pontiac, Mich.  
 pro-Providence, R.I.  
 rich-Richmond, Va.  
 sac-Sacramento, Calif.  
 slc-Salt Lake City, Utah  
 sj-San Jose, Calif.  
 stl-St. Louis, Mo.  
 tuc-Tucson, Ariz.  
 wich-Wichita, Kan.





■ 1948

**Game 1: Kansas State vs. Wyoming, NCAA West Regional Semifinals, March 19, 1948 at Municipal Auditorium (Kansas City, Mo.)**  
**K-State (58)** - Rick Harman 5 2 12, David Weatherby 10 2, Harold Howey 10 2, Allan Langton 0 0 0, Clarence Brannum 3 2 8, Ward Clark 3 2 8, Howie Shannon 4 6 14, Joe Thornton 0 0, John Dean 5 2 12, Lloyd Krone 0 0 0, Ken Mahoney 0 0 0, William Thurston 0 0 0, **Totals: 22 14 58**  
**Wyoming (48)** - Leonard Larson 1 1 3, Lay Doty 5 11, Mack Peyton 9 2 20, Araie Flian 0 0, Gerry Reed 1 1 3, Jack Cotton 0 0 0, Jim Collins 0 0 0, Johnnie Mankin 0 0 0, John Pilch 2 5 9, Keith Bloom 1 0 2, Dorin Bloom 0 0 0, **Totals: 19 10 48**  
**Halftime** - n/a, Fouled Out - Reed, Pilch, Brannum, Total Fouls - Wyoming 20, K-State 13, Technical Fouls - None, A - n/a.

**Game 2: Kansas State vs. Baylor, NCAA West Regional Finals, March 20, 1948 at Municipal Auditorium (Kansas City, Mo.)**  
**K-State (52)** - Rick Harman 3 6 12, David Weatherby 0 0 0, Harold Howey 3 3 9, Allan Langton 1 1 3, Clarence Brannum 3 1 7, Ward Clark 1 3 5, Howie Shannon 1 4 6, Lloyd Krone 0 2 2, **Totals: 15 22 52**  
**Baylor (60)** - James Owens 3 2 8, Bill DeWitt 3 6, Odell Preston 1 3 5, William Hickman 0 0 0, Don Heathington 3 9 15, Bill Johnson 4 5 13, Ralph Pulley 1 0 2, Jack Robinson 5 1 11, **Totals: 20 20 60**  
**Halftime** - n/a, Fouled Out - Howey, Brannum, Clark, Owens, DeWitt, Total Fouls - K-State 29, Baylor 22, Technical Fouls - None, A - n/a

**Game 3: K-State vs. Holy Cross, NCAA National Third Place Game, March 23, 1948 at Municipal Auditorium (Kansas City, Mo.)**  
**K-State (54)** - Rick Harman 3 3 9, David Weatherby 0 0 0, Harold Howey 4 2 10, Allan Langton 0 0 0, Clarence Brannum 1 2 4, Ward Clark 0 0 0, Howie Shannon 6 5 17, Joe Thornton 0 0 0, John Dean 5 2 12, Lloyd Krone 1 0 2, Ken Mahoney 0 0 0, **Totals: 20 14 54**  
**Holy Cross (60)** - Bob Cousy 2 1 5, Demie O'Connell 5 0 10, Frank Oftring 4 3 11, George Kaftan 4 3 11, Charlie Bollinger 1 0 2, Bob Curran 2 1 5, Bob McMullan 3 0 6, Joe Mullaney 3 0 6, Andy Laska 2 0 4, **Totals: 26 8 60**  
**Halftime** - Holy Cross 36, K-State 24, Fouled Out - None, Total Fouls - K-State 12, Holy Cross 21, Technical Fouls - None, A - n/a.



■ 1951

**Game 4: K-State vs. Arizona, NCAA West Regional First Round, March 21, 1951 at Municipal Auditorium (Kansas City, Mo.)**  
**K-State (61)** - Ed Head 6-13 1-2 13, Dick Peck 1-2 1-1 3, Dan Schuyler 0-0 0-1 0, Jack Stone 2-8 2-3 6, John Gibson 0-0 1-3 1, Lew Hitch 5-8 2-6 12, Dick Knostman 0-7 2-3 2, Jim Iverson 4-11 1-3 9, Don Upson 0-1 0-0 0, Ernie Barrett 3-12 1-1 7, Bob Rousey 3-10 2-3 8, **Totals: 24-73 13-24 61**  
**Arizona (59)** - Robert Honea 7-19 1-1 15, David Schuff 3-5 2-3 8, Leo Johnson 3-9 3-3 9, Jerome Dillon 2-8 0-4 4, Jack Howell 2-8 0-0 4, William Kemmeries 2-4 0-0 4, Roger Johnson 6-17 3-4 15, **Totals: 25-70 9-15 59**  
**Halftime** - K-State 36, Arizona 20, Fouled Out - Schuff, Total Fouls - K-State 14, Arizona 26, Technical Fouls - None, A - n/a.

**Game 5: K-State vs. Brigham Young, NCAA West Regional Semifinals, March 23, 1951 at Municipal Auditorium (Kansas City, Mo.)**  
**K-State (64)** - Ed Head 5-11 1-2 11, Jack Stone 4-13 3-9 11, John Gibson 1-1 1-1 3, Lew Hitch 3-6 0-1 6, Dick Knostman 1-1 1-1 3, Jim Iverson 3-9 1-2 7, Ernie Barrett 4-9 2-2 10, Bob Rousey 5-9 3-13 13, **Totals: 26-59 12-21 64**  
**BYU (54)** - Joe Richey 6-15 0-2 12, Roland Minson 5-17 2-3 12, Russ Hillman 4-10 1-3

9, Mel Hutchins 5-13 0-1 10, Boyd Jarman 0-2 1-1 1, Harold Christensen 0-0 0-0 0, Dick Jones 1-2 0-0 2, Jerry Romney 1-9 6-6 8, **Totals: 22-68 10-18 54**  
**Halftime** - K-State 39, BYU 21, Fouled Out - Barrett, Hillman, Total Fouls - K-State 17, BYU 25, Technical Fouls - None, A - n/a.

**Game 6: K-State vs. Oklahoma State, NCAA West Regional Final, March 24, 1951 at Municipal Auditorium (Kansas City, Mo.)**  
**K-State (68)** - Ed Head 4-9 1-1 9, Dan Schuyler 2-4 0-1 4, Jack Stone 5-5 0-0 10, John Gibson 0-0 0-0 2, Dick Knostman 4-8 3-6 11, Jim Iverson 3-4 3-3 9, Don Upson 3-4 0-0 6, Ernie Barrett 1-7 3-3 5, Bob Rousey 0-1 1-4 1, Lew Hitch 4-11 4-6 12, Dick Peck 0-1 1-1 1, **Totals: 26-54 16-27 68**  
**Oklahoma State (44)** - Don Johnson 2-10 3-3 7, Emmett McAfee 0-1 0-0 0, John Miller 0-2 0-0 0, Gerald Stockton 0-0 0-0 0, Maurice Ward 1-2 0-0 2, Pete Darcey 2-5 0-1 4, Bob Pager 5-10 1-2 11, Keith Smith 0-0 0-0 0, Louis Amaya 1-2 0-0 2, Harold Rogers 2-5 0-0 4, Gale McArthur 1-11 5-5 7, Kendall Sheets 2-4 1-1 5, **Totals: 16-52 12-14 44**  
**Halftime** - K-State 37, Oklahoma State 14, Fouled Out - None, Total Fouls - K-State 18, Oklahoma State 25, Technical Fouls - None, A - n/a.

**Game 7: K-State vs. Kentucky, NCAA National Championship, March 27, 1951 at Williams Arena (Minneapolis, Minn.)**  
**K-State (58)** - Ed Head 3-11 2-2 8, Dan Schuyler 1-2 0-0 2, Jack Stone 3-8 6-12, John Gibson 0-2 1-1 1, Dick Knostman 1-4 1-2 3, Jim Iverson 3-12 1-2 7, Don Upson 0-1 0-0 0, Ernie Barrett 2-12 0-2 4, Bob Rousey 2-10 0-0 4, Lew Hitch 6-15 1 13, Dick Peck 2-3 0-0 4, **Totals: 23-80 12-18 58**  
**Kentucky (68)** - Cliff Hagan 5-6 2-10, Shelby Linville 2-7 4-8 8, Bill Spivey 9-29 4-6 22, Loyu Tsiropoulos 1-4 0-0 2, Bobby Watson 3-8 2-4 8, Frank Ramsey 4-10 1-3 9, Lucian Whitaker 4-5 1-9, C.M. Newton 0-0 0-0 0, **Totals: 28-69 12-24 68**  
**Halftime** - K-State 29, Kentucky 27, Fouled Out - Gibson, Linville, Ramsey, Hagan, Rebounds - K-State 30 (Hitch 9, Stone 6, Barrett 3, Knostman 3, Head 3, Rousey 2, Upson 2, Schuyler 1, Gibson 1), Kentucky 45 (Spivey 21, Linville 8, Tsiropoulos 3, Watson 3, Hagan 4, Ramsey 4, Whitaker 2), Total Fouls - K-State 23, Kentucky 23, Technical Fouls - None, A - 15,348.



■ 1956

**Game 8: K-State vs. Oklahoma City, NCAA Midwest Regional Semifinal, March 16, 1956 at Allen Fieldhouse (Lawrence, Kan.)**  
**K-State (93)** - Hayden Abbott 1-4 0-0 2, Larry Fischer 0-1 0-0 0, Joe Powell 0-2 0-1 1, Dick Stone 6-15 2-2 14, Jack Parr 3-12 13-19 19, Jack Kiddoo 3-4 3-4 9, Fritz Schneider 4-13 2-10, Pachin Vicens 4-10 7-8 15, Eddie Wallace 9-18 5-6 23, **Totals: 30-73 33-44 93**

**Oklahoma City (97)** - Dunbar 0-0 0-1 0, Griffin 6-14 8-9 20, Holloway 5-9 7-9 17, Lee 5-13 10-15 20, Reed 6-11 3-15 15, Bradshaw 3-7 1-3 7, Jeter 0-0 0-0 0, July 1-2 0-1 2, Magana 5-9 6-6 16, **Totals: 31-65 35-46 97**  
**Halftime** - OCU 47, K-State 43, Fouled Out - Abbott, Schneider, Vicens, Holloway, Reed, Bradshaw, Rebounds - K-State 48 (Parr 17, Schneider 8, Stone 7, Wallace 5, Vicens 3, Abbott 2, Powell 2, Fischer 1), OCU 42 (Bradshaw 9, Lee 9, Holloway 7, Magana 6, Griffin 5, Reed 4, Dunbar 1, Jeter 1), Total Fouls - K-State 28, OCU 23, Technical Fouls - None, A - n/a.


**Game 9: K-State vs. Houston, NCAA Midwest Regional Consolation, March 17, 1956 at Allen Fieldhouse (Lawrence, Kan.)**  
**K-State (89)** - Hayden Abbott 0-1 0-0 0, Larry Fischer 0-1 1-2 1, Bob Jedwabny 2-5 0-1 4, Dean Plagge 0-0 0-0 0, Joe Powell 0-0 0-0 0, Dick Stone 6-15 8-8 20, Jack Parr 7-20 7-10 21, Jack Kiddoo 4-8 3-3 11, Don Richards 0-1 0-0 0, Fritz Schneider 2-4 0-1 4, Pachin Vicens 4-11 4-6 12, Eddie Wallace 6-13 4-6 16, **Totals: 31-79 27-37 89**  
**Houston (70)** - Dean Evans 1-9 0-0 2, Jack Foster 2-10 0-0 4, Art Helms 4-10 0-1 8, Harlow Tucker 2-3 2-2 6, Don Boldebeck 5-29 11-17 21, Danny Dotson 6-14 2-2 14, Lupe Lopez 4-5 1-2 9, Andy McElween 0-1 0-0 0, Sam Sells 1-4 4-4 6, **Totals: 25-85 20-29 70**  
**Halftime** - K-State 40, Houston 37, Fouled Out - Helms, Rebounds - K-State 59 (Parr 20, Stone 10, Vicens 8, Wallace 5, Kiddoo 3, Schneider 2, Fischer 1, Jedwabny 2, Richards 1), Houston 58 (Boldebeck 24, Dotson 6, Evans 6, Helms 6, Foster 2, Lopez 2, McElween 2, Tucker 2), Total Fouls - K-State 17, Houston 22, Technical Fouls - None, A - n/a.



■ 1958

**Game 10: K-State vs. Cincinnati, NCAA Midwest Regional Semifinal, March 14, 1958 at Allen Fieldhouse (Lawrence, Kan.)**  
**K-State (83)** - Bob Boozer 9-25 6-11 24, Wally Frank 5-10 2-2 12, Hayden Abbott 0-1 0-0 0, Larry Fischer 1-1 3-4 5, Jack Parr 7-22 3-4 17, Don Matuszak 2-6 5-7 9, Roy DeWitz 4-10 7-10 15, Jim Holwerda 0-0 1-2 1, **Totals: 28-75 27-40 83**  
**Cincinnati (80)** - Wayne Stevens 4-15 5-7 13, Oscar Robertson 12-20 6-8 30, Connie Dierking 4-17 10-13 18, Ralph Davis 4-12 2-4 10, Mike Mendenhall 3-10 3-3 9, Spud Hornsby 0-0 0-0 0, Ron Dykes 0-2 0-2 0, Larry Willey 0-0 0-1 0, Rod Nall 0-0 0-0 0, Bill Whitaker 0-3 0-0 0, **Totals: 27-76 26-38 80**  
**Halftime** - Cincinnati 40, K-State 39, Regulation - K-State 74, Cincinnati 74, Fouled Out - Matuszak, Frank, Stevens, Robertson, Dierking, Rebounds - K-State 52 (Boozer 14, Parr 12, DeWitz 9, Frank 5, Matuszak 4, Abbott 2, Fischer 2), Cincinnati 37 (Robertson 14, Stevens 6, Dierking 5, Mendenhall 3, Willey 2, Davis 2, Dykes 1), Total Fouls - K-State 24, Cincinnati 26, Technical Fouls - None, A - n/a.

**Game 11: K-State vs. Oklahoma State, NCAA Midwest Regional Final, March 15, 1958 at Allen Fieldhouse (Lawrence, Kan.)**  
**K-State (69)** - Bob Boozer 12-16 2-5 26, Wally Frank 4-11 2-2 10, Hayden Abbott 0-1 0-0 0, Glen Long 0-0 0-0 0, Larry Fischer 0-0 0-0 0, Jack Parr 5-14 3-5 13, Don Matuszak 6-7 2-2 14, Roy DeWitz 3-6 0-2 6, Jim Holwerda 0-0 0-1 0, Sonny Ballard 0-0 0-0 0, **Totals: 30-55 9-17 69**  
**Oklahoma State (57)** - Eddie Sutton 2-2 1-1 5, Joe Crutchfield 2-8 2-2 6, Arlen Clark 8-22 8-12 24, Roy Carberry 0-3 2-2 2, Jerry Adair 2-10 3-4 7, Larry Hale 4-9 3-4 11, Don Heffington 0-0 0-0 0, Dick Soergel 0-1 2-2 2, Dennis Walker 0-0 0-0 0, **Totals: 18-55 21-27 57**  
**Halftime** - K-State 38, OSU 31, Fouled Out - None, Rebounds - K-State 36 (Parr 10, Boozer 9, Frank 8, Matuszak 5, DeWitz 2), OSU 21 (Clark 8, Adair 5, Hale 5, Crutchfield 1, Heffington 1), Total Fouls - K-State 19, OSU 14, Technical Fouls - None, A - n/a.







**BOB BOOZER**

■ **1958 (cont.)**

**Game 12: K-State vs. Seattle, NCAA National Semifinal, March 21, 1958 at Freedom Hall (Louisville, Ky.)**

**K-State (51)** - Bob Boozer 6-15 3-5 15, Wally Frank 6-12 3-4 15, Hayden Abbott 0-4 0-0 0, Glen Long 2-6 0-1 4, Larry Fischer 0-1 0-0 0, Jack Parr 2-11 0-1 4, Don Matuszak 3-8 1-3 7, Roy DeWitz 2-7 2-3 6, Jim Holwerda 0-2 0-0 0, **Totals: 21-66 9-17 51**

**Seattle (73)** - Don Ogorek 3-9 1-2 7, Jerry Frizzell 2-4 6-7 10, Jude Petrie 0-0 0-0 0, Elgin Baylor 9-21 5-7 23, Jim Harney 0-4 0-0 0, Charles Brown 5-6 4-5 14, Francis Saunders 5-11 2-12 12, Don Piasecki 1-1 3-4 5, John Kootnekoff 1-1 0-0 2, **Totals: 26-57 21-28 73**

**Halftime** - Seattle 37, K-State 32, Fouled Out - None, Rebounds - K-State 33 (Parr 8, Matuszak 7, Frank 7, Boozer 4, Long 4, Abbott 2, Holwerda 1), Seattle 56 (Baylor 22, Brown 13, Saunders 8, Ogorek 4, Frizzell 2, Harney 2), Total Fouls - K-State 18, Seattle 14, Technical Fouls - None, A - n/a.

**Game 13: K-State vs. Temple, NCAA National Third Place Game, March 22, 1958 at Freedom Hall (Louisville, Ky.)**

**K-State (57)** - Bob Boozer 6-19 7-9 19, Wally Frank 3-9 2-3 8, Hayden Abbott 6-11 2-14, Jack Parr 1-13 5-8 7, Don Matuszak 1-4 1-3 3, Roy DeWitz 3-12 0-1 6, Jim Holwerda 0-1 0-0 0, Sonny Ballard 0-1 0-0 0, Steve Douglas 0-1 0-0 0, **Totals: 20-71 17-26 57**

**Temple (67)** - Jay Norman 1-11 5-8 7, Mel Brodsky 4-13 2-5 10, Tink Van Patton 1-6 1-3 3, Dan Fleming 2-3 3-3 7, Bill Kennedy 8-16 7-9 23, Guy Rodgers 7-17 3-17, **Totals: 23-66 21-31 67**

**Halftime** - n/a, Fouled Out - Van Patton, Rebounds - K-State 51 (Boozer 12, Frank 11, Parr 10, DeWitz 4, Abbott 3, Matuszak 2, Douglas 1), Temple 54 (Norman 13, Brodsky 12, Van Patton 12, Fleming 6, Rodgers 4), Total Fouls - K-State 22, Temple 17, Technical Fouls - None, A - n/a.



■ **1959**

**Game 14: K-State vs. DePaul, NCAA Midwest Regional Semifinal, March 13, 1959 at Allen Fieldhouse (Lawrence, Kan.)**

**K-State (102)** - Wally Frank 9-13 5-6 23, Bob Boozer 7-21 2-3 16, Cedric Price 3-13 8-10 14, Don Matuszak 2-6 2-3 6, Steve Douglas 7-8 1-1 15, Mickie Heinz 1-5 4-4 6, Bill Guthridge 2-4 0-0 4, Glen Long 0-2 1-2 1, Jerry Johnson 2-2 0-0 4, Jim Holwerda 5-8 1-1 11, Gary Balding 0-0 0-0 0, Bob Graham 1-1 0-0 2, **Totals: 39-83 24-30 102**

**DePaul (70)** - Mike Salzinski 2-4 2-2 6, McKinley Cowsen 3-18 1-3 7, Jim Flemming 3-7 2-4 8, Bill Haig 3-11 3-4 9, Howie Carl 7-23 8-10 22, Paul Ruddy 6-10 6-7 18, **Totals: 24-73 22-30 70**

**Halftime** - K-State 49, DePaul 32, Fouled Out - Ruddy, Rebounds - K-State 62 (Boozer 12, Price 8, Douglas 6, Frank 4, Matuszak 4, Heinz 4, Johnson 3, Holwerda 2, Balding 2, Guthridge 1, Long 1), DePaul 51 (Flemming 11, Cowsen 9, Carl 6, Ruddy 6, Haig 5, Salzinski 1), Total Fouls - K-State 19, DePaul 20, Technical Fouls - None.

**Game 15: K-State vs. Cincinnati, NCAA Midwest Regional Final, March 14, 1959 at Allen Fieldhouse (Lawrence, Kan.)**

**K-State (75)** - Bob Boozer 11-26 10-13 32, Wally Frank 4-16 2-4 10, Cedric Price 1-6 9-10 11, Don Matuszak 4-7 0-0 8, Steve Douglas 1-5 1-1 3, Jim Holwerda 3-11 0-0 6, Mickie Heinz, Jerry Johnson 0-2 0-0 0, Bill Guthridge 1-3 1-2 3, **Totals: 26-82 23-31 75**

**Cincinnati (85)** - Oscar Robertson 8-19 8-9 24, Bob Wiesenhahn 6-12 0-1 12, Dave Tenwick 5-16 12-15 22, Ralph Davis 6-16 1-2 13, Bill Whitaker 1-4 2-3 4, Mel Landfried 4-5 2-3 10, Carl Boudin 0-1 0-0 0, **Totals: 30-73 25-33 85**

**Halftime** - K-State 41, Cincinnati 39, Fouled Out - Boozer, Price, Douglas, Wiesenhahn, Rebounds - K-State 55 (Boozer 13, Heinz 8, Price 5, Matuszak 4, Douglas 4, Frank 3, Holwerda 3, Guthridge 2), Cincinnati 52 (Robertson 17, Landfried 10, Wiesenhahn 9, Tenwick 9, Davis 2), Total Fouls - K-State 23, Cincinnati 20, Technical Fouls - None, A - n/a.



■ **1961**

**Game 16: K-State vs. Houston, NCAA Midwest Regional Semifinal, March 17, 1961 at Allen Fieldhouse (Lawrence, Kan.)**

**K-State (75)** - Larry Comley 7-15 4-5 18, Pat McKenzie 3-7 1-3 7, Cedric Price 2-6 8-11 12, Al Peithman 1-8 2-2 4, Richard Ewy 2-3 0-1 4, Dave Nelson 1-5 4-4 6, Warren Brown 1-2 4-4 6, Mike Wroblewski 3-4 1-2 7, Phil Heitmeyer 2-3 1-1 5, George Davidson 2-2 2-2 6, Jerry Roy 0-0 0-0 0, Jim Baxter 0-0 0-0 0, **Totals: 24-55 27-35 75**

**Houston (64)** - Richard Molchany 1-1 1-1 3, Tommy Thomson 5-12 4-5 14, Ted Luckenbill 1-7 3-3 5, Jack Thompson 1-5 6-9 8, Gary Phillips 6-14 10-11 22, Lytle Harger 2-5 1-4 5, Dick Thurman 2-4 0-2 4, Norman Tuffii 0-0 1-1 1, Jim Lemmon 1-2 0-2 2, Denny Bishop 0-0 0-0 0, Bob Pollan 0-1 0-0 0, Bill Brown 0-0 0-0 0, **Totals: 19-51 26-36 64**

**Halftime** - K-State 33, Houston 29, Fouled Out - Luckenbill, Rebounds - K-State 48 (Comley 12, Price 12, McKenzie 4, Nelson 4, Heitmeyer 3, Wroblewski 3, Peithman 1, Brown 1, Davidson 1, Baxter 1), UH 39 (Luckenbill 7, Phillips 6, Harger 6, Thomson 5, Thurman 2, Tuffii 2, Molchany 1, Pollan 1), Total Fouls - K-State 26, UH 22, Technical Fouls - None, A - 8,500.

**Game 17: K-State vs. Cincinnati, NCAA Midwest Regional Final, March 18, 1961 at Allen Fieldhouse (Lawrence, Kan.)**

**K-State (64)** - Larry Comley 7-19 2-2 16, Pat McKenzie 1-4 1-1 3, Cedric Price 3-8 4-6 10, Al Peithman 5-11 0-0 10, Richard Ewy 3-5 1-4 7, Mike Wroblewski 3-7 5-5 11, Phil Heitmeyer 0-1 1-2 1, Dave Nelson 1-5 2-2 4, George Davidson 0-0 2-2 2, **Totals: 23-60 18-24 64**

**Cincinnati (69)** - Bob Wiesenhahn 8-12 6-9 22, Tom Thacker 5-11 6-10 16, Paul Hogue 3-6 2-6 8, Tony Yates 1-5 6-7 8, Carl Bouldin 4-16 2-4 10, Dale Heidotting 2-4 1-1 5, Fred Dierking 0-1 0-0 0, Tom Sizer 0-0 0-0 0, **Totals: 23-55 23-37 69**

**Halftime** - K-State 33, Cincinnati 33, Fouled Out - McKenzie, Ewy, Hogue, Heidotting, Rebounds - K-State 36 (Comley 9, Price 6, McKenzie 5, Nelson 3, Wroblewski 2, Peithman 1, Ewy 1, Heitmeyer 1), Cincinnati 52 (Wiesenhahn 12, Thacker 12, Hogue 7, Heidotting 5, Yates 4, Bouldin 2, Dierking 1), Total Fouls - K-State 26, Cincinnati 17, Technical Fouls - None, A - 10,000.



■ **1964**

**Game 18: K-State vs. Texas-El Paso, NCAA Midwest Regional Semifinal, March 13, 1964 at Leavitt Arena (Wichita, Kan.)**

**K-State (64)** - Max Moss 0-3 2-2 2, Willie Murrell 9-24 6-8 24, Sammy Robinson 5-6 4-6 14, Roger Suttner 5-10 6-8 16, Jeff Simons 2-7 2-3 6, Gary Williams 1-2 0-0 2, **Totals: 22-52 20-27 64**

**UTEP (60)** - Jim Barnes 1-5 2-3 4, Orsten Artis 1-12 0-1 2, Steve Tredennick 0-1 0-0 0, Andy Stoglin 5-12 2-2 12, Harry Flournoy 3-5 1-1 7, Charlie Banks 8-16 4-6 20, Bob Dibler 6-15 1-1 13, Ron Shockey 1-2 0-0 2, **Totals: 25-68 10-14 60**

**Halftime** - K-State 23, UTEP 21, Fouled Out - Barnes, Stoglin, Rebounds - K-State 46 (Suttner 13, Murrell 11, Moss 4, Robinson 4, Simons 4), UTEP 40 (Barnes 9, Banks 6, Stoglin 5, Flournoy 5, Artis 4, Dibler 4), Assists - K-State 10 (Moss 4, Simons 4), UTEP 13 (Artis 4, Flournoy 3, Dibler 3), Total Fouls - K-State 11, UTEP 19, Technical Fouls - None, A - 10,811.

**Game 19: K-State vs. Wichita State, NCAA Midwest Regional Final, March 14, 1964 at Leavitt Arena (Wichita, Kan.)**


**K-State (94)** - Max Moss 4-8 3-5 11, Willie Murrell 11-24 6-10 28, Sammy Robinson 2-7 7-10 11, Roger Suttner 7-11 2-4 16, Jeff Simons 6-14 2-3 14, Gary Williams 3-3 2-2 8, Ron Paradis 2-2 3-6, **Totals: 35-69 24-37 94**

**Wichita State (86)** - Dave Stallworth 14-22 9-12 37, Nate Bowman 4-6 4-5 12, Dave Leach 3-10 1-1 7, Criss 4-9 1-9 9, Smith 2-3 0-0 4, Nosich 0-0 0-0 0, Davis 0-1 0-0 0, Rowland 0-0 0-0 0, Kelly Pete 7-12 3-3 17, **Totals: 34-63 18-22 86**

**Halftime** - K-State 46, Wichita State 33, Fouled Out - Suttner, Simons, Bowman, Leach, Criss, Rebounds - K-State 40 (Murrell 10, Robinson 7, Suttner, Simons 6, Williams 6, Moss 2, Paradis 1), WSU 40 (Stallworth 16, Bowman 8, Leach 5, Pete 5, Smith 3, Davis 2, Criss 1), Assists - K-State 14 (Robinson 5, Simons 3), WSU 14 (Criss 6, Leach 3), Total Fouls - K-State 20, WSU 25, Technical Fouls - None, A - 10,815.

**Game 20: K-State vs. UCLA, NCAA National Semifinal, March 20, 1964 at Municipal Auditorium (Kansas City, Mo.)**

**K-State (84)** - Max Moss 3-9 1-1 7, Sammy Robinson 2-7 0-1 4, Jeff Simons 10-17 4-6 24, Roger Suttner 3-9 0-5 6, Willie Murrell 13-22 3-5 29, Ron Paradis 5-9 0-0 10, Gary Williams 1-1 2-3 4, Dave Nelson 0-1 0-0 0, Joe Gottfrid 0-0 0-0 0, Dick Barnard 0-1 0-0 0, **Totals: 37-76 10-21 84**





■ 1964 (cont.)

**UCLA (90)** - Gail Goodrich 7-18 0-0 14, Fred Slaughter 2-6 0-0 4, Walt Hazzard 7-10 5-7 19, Jack Hirsch 2-11 0-0 4, Keith Erickson 10-21 8-9 28, Doug McIntosh 3-5 2-3 8, Kenny Washington 5-11 3-4 13, **Totals: 36-82 18-23 90**  
**Halftime** - UCLA 43, K-State 41, Fouled Out - None, Rebounds - K-State 42 (Murrell 13, Suttner 10, Simons 7, Robinson 5, Moss 5, Paradis 1, Williams 1), UCLA 45 (Erickson 10, McIntosh 10, Hazzard 7, Goodrich 6, Washington 6, Slaughter 5, Hirsch 1), Assists - K-State 14 (Moss 4, Robinson 2, Simons 2, Murrell 2, Paradis 2), UCLA 13 (Hazzard 9, Goodrich 2), Total Fouls - K-State 19, UCLA 19, Technical Fouls - None, A - 10,731.

**Game 21: K-State vs. Michigan, NCAA National Third Place Game, March 21, 1964 at Municipal Auditorium (Kansas City, Mo.)**  
**K-State (90)** - Max Moss 4-9 3-3 11, Sammy Robinson 6-11 0-0 12, Jeff Simons 4-8 3-3 11, Roger Suttner 7-15 6-8 20, Willie Murrell 10-19 0-0 20, Gary Williams 2-4 0-1 4, Dave Nelson 2-6 1-1 5, Ron Paradis 1-4 3-4 5, Joe Gottfrid 1-1 0-2, Dick Barnard 0-1 0-0 0, Lou Poma 0-1 0-0 0, Jim Hoffman 0-0 0-0 0, **Totals: 37-79 16-20 90**  
**Michigan (100)** - Bill Buntin 9-18 15-17 33, Bob Cantrell 8-17 4-5 20, Doug Hermer 0-3 0-0 0, Larry Tregoning 6-13 4-5 16, Oliver Darden 8-16 1-3 17, Jim Myers 3-10 1-2 7, George Pomey 2-4 0-0 4, John Clawson 1-3 1-2 3, **Totals: 37-84 26-34 100**  
**Halftime** - Michigan 52, K-State 47, Fouled Out - Moss, Rebounds - K-State 37 (Murrell 10, Robinson 6, Suttner 5, Moss 3, Simons 3, Barnard 3, Williams 2, Nelson 2, Gottfrid 2, Poma 1), Michigan 50 (Buntin 14, Darden 14, Tregoning 8, Myers 6, Cantrell 3, Pomey 2, Clawson 2, Hermer 1), Assists - K-State 19 (Moss 6, Suttner 6), Michigan 18 (Buntin 4, Cantrell 4, Hermer 4), Total Fouls - K-State 23, Michigan 13, Technical Fouls - None, A - n/a.



■ 1968

**Game 22: K-State vs. TCU, NCAA Midwest Regional Semifinal, March 15, 1968 at Leavitt Arena (Wichita, Kan.)**  
**K-State (72)** - Steve Honeycutt 7-17 5-5 19, Jeff Webb 4-12 3-6 11, Nick Pino 7-21 1-5 15, Earl Seyfert 4-9 2-5 10, Gene Williams 5-9 2-2 12, Fred Arnold 0-1 0-0 0, Ray Willis 0-2 0-0 0, Kent Litton 2-3 1-1 5, George Shupe 0-0 0-0 0, **Totals: 29-74 14-24 72**  
**TCU (77)** - Mickey McCarty 8-23 1-17, Tom Swift 6-12 1-13, James 5-9 0-0 10, Rick Wittenbraker 6-14 6-8 18, Bill Swanson 0-4 1-2 1, Carey Sloan 0-2 5-5 5, Mike Sechrist 1-3 0-1 2, Jeff Harp 3-5 5-6 11, Randy Kerth 0-3 0-1 0, **Totals: 29-75 19-25 77**  
**Halftime** - n/a, Fouled Out - Honeycutt, Swift, Rebounds - K-State 53 (Webb 12, Williams 10, Seyfert 9, Pino 8, Honeycutt 4, Willis 2, Litton 2), TCU 54 (McCarty 15, Wittenbraker 6, Sechrist 6, Cash 5, Swanson 5, Swift 4, Sloan 3, Harp 1, Kerth 1), Assists - K-State 12 (Webb 4, Williams 4), TCU 14 (Wittenbraker 4, Swanson 4), Total Fouls - K-State 17, TCU 18, Technical Fouls - None, A - 10,938.


**Game 23: K-State vs. Louisville, NCAA Midwest Regional Consolation, March 16, 1968 at Leavitt Arena (Wichita, Kan.)**  
**K-State (63)** - Steve Honeycutt 8-22 2-4 18, Jeff Webb 2-7 0-2 4, Earl Seyfert 4-11 0-1 8, Gene Williams 1-3 4-4 6, Fred Arnold 0-1 0-0 0, Ray Willis 1-7 0-1 2, Kent Litton 0-1 0-0 0, George Shupe 0-1 0-0 0, Greg Dickerson 1-7 0-2 0, Mike Barber 7-13 3-8 17, Al Peithman 0-1 0-0 0, Mike Third 2-6 2-4 6, **Totals: 26-80 11-24 63**  
**Louisville (93)** - Wes Unsled 9-14 7-10 25, Jerry King 6-13 0-0 12, Mike Grosso 2-6 2-6 2, Butch Beard 9-13 3-3 21, Fred Holden 6-10 4-4 16, Marv Selvy 4-6 0-1 8, Ed Linonis 1-1 0-2 2, Dennis Deeken 1-5 1-1 3, Gordon Minner 0-1 0-1 0, Gary Holland 0-0 0-0 0, **Totals: 38-69 17-24 93**  
**Halftime** - Louisville 47, K-State 21, Fouled Out - None, Rebounds - K-State 49 (Barber 10, Third 7, Webb 5, Honeycutt 4, Seyfert 4, Williams 4, Willis 4, Dickerson 2, Litton 1, Shupe 1), Louisville 55 (Unsled 19, King 5, Beard 5, Selvy 5, Grosso 4, Holden 4, Deeken 2, Linonis), Assists - K-State 15 (Webb 3), Louisville 20 (Unsled 8), Total Fouls - K-State 17, Louisville 18, Technical Fouls - None, A - n/a



■ 1970

**Game 24: K-State vs. New Mexico State, NCAA Midwest Regional Semifinals, March 12, 1970 at Allen Fieldhouse (Lawrence, Kan.)**  
**K-State (66)** - Bob Zender 3-10 1-2 7, Jerry Venable 12-30 2-8 26, David Hall 5-16 6-11 16, Jeff Webb 4-17 0-0 8, Wheeler Hughes 2-7 2-4 6, Terry Snider 1-4 0-0 2, Jack Thomas 0-0 0-1 0, David Lawrence 0-1 1-1 3, Eddie Smith 0-0 0-0 0, **Totals: 27-85 12-29 66**  
**NMSU (70)** - John Burgess 0-4 3-3 3, Jeff Smith 3-10 2-3 8, Sam Lacey 5-12 5-7 15, Charlie Criss 4-9 5-7 13, Jimmy Collins 8-19 7-9 23, Bill Moore 0-0 0-0 0, Chito Reyes 2-3 2-2 6, Roy Neal 1-1 0-1 2, Milton Horne 0-0 0-0 0, **Totals: 23-58 24-32 70**  
**Halftime** - NMSU 35, K-State 27, Fouled Out - Hall, Neal, Rebounds - K-State 58 (Hall 21, Venable 14, Zender 9, Snider 6, Lawrence 4, Hughes 3, Webb 1), NMSU 44 (Lacey 11, Burgess 10, Smith 7, Collins 6, Criss 4, Reyes 2, Neal 2, Moore 1, Horne 1), Total Fouls - K-State 22, NMSU 22, Technical Fouls - None, A - 10,200.

**Game 25: K-State vs. Houston, NCAA Midwest Regional Consolation, March 14, 1970 at Allen Fieldhouse (Lawrence, Kan.)**  
**K-State (107)** - Bob Zender 7-13 1-3 15, Jerry Venable 11-26 2-4 24, David Hall 12-19 1-3 25, Jeff Webb 7-13 0-0 14, Wheeler Hughes 4-8 1-2 9, David Lawrence 2-4 2-6 6, Terry Snider 2-4 3-5 7, Eddie Smith 2-6 2-2 6, Jack Thomas 0-0 1-1 1, Mike Barber 0-0 0-0 0, Kent Litton 0-1 0-0 0, **Totals: 47-94 13-26 107**  
**Houston (98)** - Ollie Taylor 10-18 6-11 26, Dwight Davis 7-14 2-3 16, Melvin Bell 0-0 0-0 0, Tom Gribben 6-16 5-9 17, Poo Welch 5-18 4-5 14, Jeff Hickman 7-12 2-2 16, Sonny Willis 0-3 1-3 1, Bob Hall 2-5 0-0 4, Mars Evans 0-2 0-0 0, John Youngdale 2-2 0-0 4, **Totals: 39-90 20-33 98**  
**Halftime** - K-State 51, Houston 46, Fouled Out - Gribben, Venable, Hughes, Rebounds - K-State 65 (Hall 19, Venable 10, Zender 10, Smith 7, Webb 6, Hughes 5, Lawrence 5, Snider 1, Thomas 1, Litton 1), Houston 47 (Taylor 13, Gribben 10, Davis 9, Hickman 6, Welch 5, Hall 4), Total Fouls - K-State 26, Houston 24, Technical Fouls - None, A - 8,400.




■ 1972

**Game 26: K-State vs. Texas, NCAA Midwest Regional Semifinal, March 16, 1972 at Hilton Coliseum (Ames, Iowa)**  
**K-State (66)** - Ernie Kusnyer 5-9 2-5 12, Bob Zender 2-6 2-2 6, David Hall 4-6 5-6 13, Lon Kruger 4-9 3-4 11, Danny Beard 8-18 4-7 20, Larry Williams 1-4 0-0 2, Steve Mitchell 1-2 0-0 2, **Totals: 25-54 16-24 66**  
**Texas (55)** - Larry Robinson 10-14 2-3 22, Eric Goscurth 0-5 0-1 0, B.G. Brosterhus 4-8 2-5 10, Joe Lenox 6-12 2-3 14, Harry Larrabee 2-10 1-1 5, Jack Louis 2-5 0-1 4, Jimmy Blacklock 0-0 0-0 0, **Totals: 24-54 7-14 55**

**Halftime** - K-State 36, Texas 25, Fouled Out - Larrabee, Rebounds - K-State 38 (Hall 12, Zender 9, Kusnyer 6, Williams 4, Kruger 3, Beard 2, Mitchell 2), Texas 27 (Larrabee 8, Louis 5, Goscurth 5, Brosterhus 4, Robinson 3, Lenox 2), Total Fouls - K-State 14, Texas 19, Technical Fouls - None, A - 10,000.

**Game 27: K-State vs. Louisville, NCAA Midwest Regional Final, March 18, 1972 at Hilton Coliseum (Ames, Iowa)**

**K-State (65)** - Ernie Kusnyer 4-6 5-5 13, Bob Zender 2-6 0-1 4, David Hall 4-9 0-2 8, Lon Kruger 3-8 8-9 14, Danny Beard 4-9 0-1 8, Bob Chipman 0-1 0-2 0, Steve Mitchell 3-7 0-0 6, Larry Williams 6-8 0-1 12, Lindbergh White 0-2 0-0 0, **Totals: 26-64 13-21 65**  
**Louisville (72)** - Ron Thomas 6-10 6-10 18, Mike Lawhon 3-8 4-5 10, Al Vilcheck 4-9 0-0 8, Henry Bacon 4-10 0-3 8, Jim Price 11-16 3-4 25, Larry Carter 0-1 0-0 0, Bill Bunton 0-2 1-1 3, Ken Bradley 0-2 0-0 0, **Totals: 29-57 14-23 72**  
**Halftime** - Louisville 42, K-State 26, Fouled Out - Vilcheck, Rebounds - K-State 32 (Hall 10, Kusnyer 6, Mitchell 5, Zender 4, Williams 3, Kruger 2, Beard 2), Louisville 39 (Thomas 14, Lawhon 7, Vilcheck 7, Bunton 6, Bacon 5), Total Fouls - K-State 19, Louisville 16, Technical Fouls - None, A - 10,000



■ 1973

**Game 28: K-State vs. Louisiana, NCAA Midwest Regional Semifinal, March 15, 1973 at Hofheinz Pavilion (Houston, Texas)**  
**K-State (66)** - Lon Kruger 6-11 4-6 16, Bob Chipman 4-6 3-5 11, Larry Williams 2-8 0-0 4, Ernie Kusnyer 7-15 1-3 15, Steve Mitchell 4-7 0-0 8, Danny Beard 0-1 0-0 0, Jerry Thurston 1-3 1-2 3, Gene McVey 4-5 1-4 9, **Totals: 28-56 10-20 66**  
**Louisiana (63)** - Dwight Lamar 8-21 2-2 18, Jerry Bisbano 2-7 0-0 4, Fred Saunders 4-8 0-0 8, Larry Fogle 4-14 2-3 10, Roy Ebron 5-15 6-7 16, Percy Wells 0-0 0-0 0, Andre Brown 0-0 0-0 0, Robert Wilson 3-7 1-2 7, **Totals: 26-72 11-14 63**  
**Halftime** - K-State 38, Louisiana 26, Fouled Out - Mitchell, Bisbano, Rebounds - K-State 30 (Williams 7, Kusnyer 7, Thurston 3, McVey 3, Kruger 2, Chipman 2, Beard 1), Louisiana 39 (Ebron 12, Saunders 7, Fogle 7, Wilson 6, Lamar 4, Bisbano 2, Brown 1), Assists - K-State 18 (Chipman 6, Kruger 4), Louisiana 9 (Lamar 3, Saunders 2, Ebron 2), Turnovers - K-State 23, Louisiana 18, Total Fouls - K-State 18, Louisiana 21, Technical Fouls - None, A - 10,060.

**Game 29: K-State vs. Memphis, NCAA Midwest Regional Finals, March 17, 1973 at Hofheinz Pavilion (Houston, Texas)**

**K-State (72)** - Lon Kruger 6-12 3-3 15, Bob Chipman 1-4 1-2 3, Larry Williams 2-8 0-0 4, Ernie Kusnyer 8-19 5-10 21, Steve Mitchell 6-14 0-1 12, Danny Beard 0-3 1-2 1, Doug Snider 0-3 0-0 0, Jerry Thurston 2-3 0-2 4, Gene McVey 4-7 4-4 12, **Totals: 29-73 14-24 72**  
**Memphis (92)** - Bill Laurie 2-4 4-4 8, Billy Buford 2-5 0-0 4, Larry Finch 10-16 12-12 32, Ronnie Robinson 7-10 0-0 14, Larry Kenon 7-12 0-0 14, Jerry Tetzlaff 0-1 0-2 0, Jim Liss 1-1 0-0 2, Ken Andrews 0-0 0-0 0, Doug McKinney 0-1 0-0 0, Wes Westfall 5-6 0-0 10, Bill Cook 3-6 2-2 8, Clarence Jones 0-0 0-0 0, **Totals: 37-62 18-20 92**  
**Halftime** - Memphis 44, K-State 34, Fouled Out - None, Rebounds - K-State 34 (Mitchell 6, Kruger 5, Williams 5, Kusnyer 5, McVey 4, Chipman 2, Beard 1, Thurston 1), Memphis 47 (Robinson 16, Kenon 7, Westfall 6, Laurie 3, Buford 3, Cook 3, Finch 2, Laurie 2), Assists - K-State 12 (Kruger 4, Chipman 2, Kusnyer 2, Beard 2), Memphis 22 (Laurie 11, Finch 3), Turnovers - K-State 12, Memphis 17, Steals - K-State 14 (Kruger 3, Chipman 2, Beard 2, Snider 2, Thurston 2), Memphis 6 (Laurie 1, Buford 1, Finch 1, Robinson 1, Kenon 1, McKinney 1), Blocks - K-State 3 (Chipman 1, Williams 1, Kusnyer 1), Memphis 2 (Robinson 1, Kenon 1), Total Fouls - K-State 19, Memphis 22, Technical Fouls - None, A - 10,060





■ 1975

**Game 30: K-State vs. Pennsylvania, NCAA East Regional First Round, March 15, 1975 at The Palestra (Philadelphia, Pa.)**

**K-State (69)** - Doug Snider 2-6 1-2 5, Dan Droge 3-10 3-4 9, Carl Gerlach 8-13 4-5 20, Chuckie Williams 10-22 0-1 20, Mike Evans 4-10 5-5 13, Bob Noland 1-5 0-0 2, Jim Molinari 0-1 0-0 0, **Totals: 28-67 13-17 69**

**Pennsylvania (62)** - Henry Johnson 5-12 2-3 12, Robert Bigelow 7-16 1-2 15, Ron Haigler 8-21 1-3 17, Mark Lonetto 7-14 0-0 14, John Beecroft 1-4 0-0 2, Ed Stefanski 1-1 0-0 2, Myron Jones 0-2 0-0 0, **Totals: 29-70 4-8 62**

**Halftime** - K-State 40, Penn 28, Fouled Out - None, Rebounds - K-State 42 (Gerlach 16, Noland 10, Droge 8, Williams 3, Snider 2, Evans 2, Molinari 1), Penn 38 (Johnson 17, Haigler 9, Bigelow 8, Lonetto 2, Beecroft 1, Stefanski 1), Assists - K-State 11 (Evans 7, Gerlach 1), Penn 12 (Lonetto 4, Stefanski 3), Turnovers - K-State 15, Penn 17, Steals - K-State 6 (Droge 2, Snider 1, Gerlach 1, Evans 1, Noland 1), Penn 6 (Lonetto 3, Bigelow 1, Haigler 1, Beecroft 1), Blocks - K-State 3 (Gerlach 2, Noland 1), Penn 4 (Haigler 3, Johnson 1), Total Fouls - K-State 14, Penn 20, Technical Fouls - None, A - n/a.

**Game 31: K-State vs. Boston College, NCAA East Regional Semifinal, March 20, 1975 at Providence Civic Center (Providence, R.I.)**

**K-State (74)** - Chuckie Williams 15-25 2-2 32, Mike Evans 3-6 1-2 7, Doug Snider 3-3 0-0 6, Bob Noland 1-1 1-1 3, Carl Gerlach 9-10 2-4 20, Dan Droge 3-9 0-0 6, **Totals: 34-54 6-9 74**

**Boston College (65)** - Jeff Jurgens 0-0 0-0 0, Mel Helikin 2-10 2-2 6, Mike Shirey 0-0 0-0 0, Bob Carrington 5-15 4-5 14, Jeff Hailey 5-14 0-0 10, Wil Morrison 7-20 3-4 17, Bill Collins 8-16 2-2 18, **Totals: 27-75 11-13 65**

**Halftime** - K-State 39, Boston College 36, Fouled Out - Carrington, Rebounds - K-State 39 (Gerlach 13, Droge 7, Evans 5, Snider 4, Williams 3), BC 34 (Morrison 9, Collins 8, Carrington 4, Hailey 3, Helikin 2), Assists - K-State 14 (Snider 6, Droge 3), BC 7 (Carrington 3, Helikin 2), Turnovers - K-State 22, BC 10, Steals - K-State 4 (Williams 2, Evans 2), BC 6 (Helikin 2, Carrington 2), Blocks - K-State 4 (Gerlach 2, Evans 1, Snider 1), BC 4 (Collins 2, Hailey 1, Morrison 1), Total Fouls - K-State 14, BC 7, Technical Fouls - None, A - 10,631.

**Game 32: K-State vs. Syracuse, NCAA East Regional Final, March 22, 1975 at Providence Civic Center (Providence, R.I.)**

**K-State (87)** - Chuckie Williams 14-27 9-35, Mike Evans 6-21 8-8 20, Jim Molinari 0-0 0-0 0, Doug Snider 5-10 1-3 11, Bob Noland 0-1 2-2 2, Carl Gerlach 0-4 0-0 0, Dan Droge 5-15 1-2 11, Darryl Winston 4-6 0-0 8, **Totals: 34-84 19-24 87**

**Syracuse (95)** - Jim Lee 10-17 5-7 25, Larry Arrington 0-0 0-0 0, Ross Kindel 3-5 2-8, Jim Williams 4-8 2-2 10, Kevin King 4-7 2-2 10, Steve Shaw 0-0 0-1 0, Rudy Hackett 10-21 8-15 28, Earnie Seibert 1-4 0-0 2, Chris Sease 5-12 2-2 12, **Totals: 37-74 21-32 95**

**Halftime** - K-State 38, Syracuse 36, Regulation - K-State 76, Syracuse 76, Fouled Out - Evans, Noland, Gerlach, Lee, Williams, Rebounds - K-State 54 (Droge 18, Williams 7, Evans 7, Snider 6, Noland 5, Gerlach 4), Syracuse 49 (Hackett 16, Sease 10, King 4, Kindel 4, Seibert 3, Williams 3, Lee 3, Shaw 1), Assists - K-State 13 (Evans 5, Williams 4), Syracuse 20 (Hackett 8, Lee 4), Turnovers - K-State 21, Syracuse 23, Steals - K-State 10 (Williams 2, Evans 2, Noland 2, Droge 2), Syracuse 9 (Williams 3, Kindel 2, Lee 2), Blocks - K-State 1 (Evans 1), Syracuse 7 (Hackett 3, King 2), Total Fouls - K-State 28, Syracuse 24, Technical Fouls - None, A - 9,295.



MIKE EVANS



■ 1977

**Game 33: K-State vs. Providence, NCAA Midwest Regional First Round, March 12, 1977 at Lloyd Noble Center (Norman, Okla.)**

**K-State (87)** - Curtis Redding 14-18 4-4 32, Larry Dassie 4-11 0-0 8, Darryl Winston 1-5 4-6 6, Scott Langton 9-12 1-2 19, Mike Evans 9-19 2-2 20, Dan Droge 0-2 0-0 0, Tyrone Ladson 1-2 0-0 2, Jerry Black 0-1 0-0 0, **Totals: 38-70 11-14 87**

**Providence (80)** - Bill Eason 6-9 0-0 12, Bruce Campbell 3-8 0-2 6, Robert Cooper 5-11 1-2 11, Joe Hassett 13-19 0-0 26, Dwight Williams 4-14 3-3 11, Robert Misevicius 7-15 0-0 14, Paul Oristaglin 0-1 0-0 0, **Totals: 38-77 4-7 80**

**Halftime** - PC 40, K-State 37, Fouled Out - None, Rebounds - K-State 42 (Dassie 11, Redding 9, Winston 9, Evans 4, Langton 3, Ladson 2, Black 1), PC 28 (Cooper 8, Misevicius 8, Hassett 6, Eason 2, Williams 2, Oristaglin 1), Assists - K-State 12 (Langton 6, Droge 2), PC 10 (Hassett 3, Misevicius 3), Turnovers - K-State 14, PC 10, Steals - K-State 8 (Redding 3, Winston 2, Evans 2), PC 8 (Williams 4, Campbell 1, Hassett 1, Misevicius 1, Oristaglin 1), Blocks - K-State 6 (Dassie 3, Winston 1, Langton 1, Ladson 1), PC 0, Total Fouls - K-State 12, PC 13, Technicals - None, A - 10,831.

**Game 34: K-State vs. Marquette, NCAA Midwest Regional Semifinals, March 17, 1977 at Myriad Convention Center (Oklahoma City, Okla.)**

**K-State (66)** - Curtis Redding 4-16 4-4 12, Larry Dassie 7-12 4-4 18, Darryl Winston 5-6 2-4 12, Scott Langton 3-5 2-2 8, Mike Evans 8-14 0-0 16, Dan Droge 0-1 0-0 0, Tyrone Ladson 0-0 0-0 0, **Totals: 27-54 12-14 66**

**Marquette (67)** - Bill Neary 0-2 0-0 0, Bo Ellis 5-14 9-11 19, Jerome Whitehead 1-9 0-0 2, Butch Lee 12-23 2-2 26, Jim Boylan 4-4 0-0 8, Gary Rosenberger 0-4 0-0 0, Bernard Toone 2-4 4-5 8, Jim Dudley 2-3 0-0 4, **Totals: 26-63 15-18 67**

**Halftime** - K-State 36, Marquette 28, Fouled Out - Redding, Rebounds - K-State 40 (Redding 14, Winston 11, Dassie 6, Langton 5), MU 29 (Whitehead 6, Toone 5, Lee 4, Neary 3, Ellis 3, Duoley 3, Boylan 2, Rosenberger 1), Assists - K-State 12 (Redding 4, Evans 3, Langton 3), MU 5 (Lee 2, Neary 1, Ellis 1, Duoley 1), Turnovers - K-State 22, MU 13, Steals - K-State 4 (Winston 2, Evans 1, Ladson 1), MU 7 (Lee 2, Boylan 2), Blocks - K-State 3 (Dassie 2, Redding 1), MU 1 (Ellis 1), Total Fouls - K-State 19, MU 15, Technical Fouls - MU Bench, A - 10,185.



■ 1980

**Game 35: K-State (#7 seed) vs. Arkansas (#10 seed), NCAA Midwest Regional First Round, March 6, 1980 at Devaney Sports Center (Lincoln, Neb.)**

**K-State (71)** - Ed Nealy 3-5 4-5 10, Jari Wills 6-10 0-1 12, Les Craft 2-2 1-2 5, Glenn Marshall 6-10 0-2 12, Rolando Blackman 5-8 5-8 15, Tim Jankovich 0-1 2-2 2, Tyrone Adams 2-4 3-7, Billy Lewis 0-0 0-0 0, Manley Ray 1-2 2-3 4, Dean Danner 1-1 0-0 2, Eric Salter 1-2 0-0 2, Greg Prudhoe 0-0 0-0 0, Eduardo Galvao 0-0 0-0 0, **Totals: 27-45 17-28 71**

**Arkansas (53)** - Brad Friess 1-3 3-4 5, Alan Zahn 6-11 1-2 13, Scott Hastings 3-10 2-2 8, Keith Hilliard 1-3 0-0 2, U.S. Reed 8-18 0-0 16, Leroy Sutton 0-1 0-0 0, Mike Young 1-3 0-1 2, Tony Brown 0-4 2-4 2, Greg Skulman 0-0 0-0 0, Carey Kelly 1-3 3-4 5, **Totals: 21-56 11-17 53**

**Halftime** - K-State 27, UA 21, Fouled Out - None, Rebounds - K-State 32 (Nealy 8, Wills 4, Marshall 4, Blackman 4, Ray 4), UA 33 (Zahn 14, Reed 8), Assists - K-State 13 (Craft 4, Blackman 2, Jankovich 2), UA 15 (Hastings 4, Zahn 3, Hilliard 3, Brown 3), Turnovers - K-State 18, UA 20, Steals - K-State 13 (Marshall 6, Nealy 3), UA 8 (Zahn 4, Hastings 2), Blocks - K-State 3 (Nealy 1, Marshall 1, Adams 1), UA 4 (Zahn 2, Hastings 1, Hilliard 1), Total Fouls - K-State 19, UA 23, Technical Fouls - None, A - 8,000.

**Game 36: K-State (#7 seed) vs. Louisville (#2 seed), NCAA Midwest Regional Second Round, March 8, 1980 at Devaney Sports Center (Lincoln, Neb.)**

**K-State (69)** - Ed Nealy 3-12 3-9, Jari Wills 3-5 3-4 9, Les Craft 3-4 0-0 6, Glenn Marshall 8-14 0-0 16, Rolando Blackman 6-18 7-8 19, Tyrone Adams 5-9 0-0 10, **Totals: 28-62 13-15 69**

**Louisville (71)** - Rodney McCray 4-6 0-0 8, Derek Smith 9-14 2-2 20, Wiley Brown 4-5 1-2 9, Jerry Eaves 0-3 0-0 0, Darrell Griffith 8-20 2-3 18, Tony Branch 1-1 0-0 2, Roger Burkman 1-1 2-2 4, Poncho Wright 4-6 2-2 10, **Totals: 31-56 9-11 71**

**Halftime** - UofL 39, K-State 37, Regulation - K-State 67, UofL 67, Fouled Out - None, Rebounds - K-State 33 (Nealy 11, Wills 6), UofL 29 (Brown 6, Griffith 6), Assists - K-State 21 (Marshall 8, Blackman 7), UofL 17 (Griffith 8, Burkman 3), Turnovers - K-State 14, UofL 19, Steals - K-State 9 (Wills 3, Marshall 3), UofL 4 (McCray 1, Eaves 1, Burkman 1, Wright 1), Blocks - K-State 0, UofL 3 (McCray 1, Burkman 1, Wright 1), Total Fouls - K-State 15, Louisville 15, Technical Fouls - None, A - 14,558.





■ 1981

**Game 37: K-State (#8 seed) vs. San Francisco (#9 seed), NCAA West Regional First Round, March 12, 1981 at Pauley Pavilion (Los Angeles, Calif.)**

**K-State (64)** - Tyrone Adams 2-11 0-1-4, Ed Nealy 3-10 2-3 8, Randy Reed 11-13 2-3 24, Rolando Blackman 4-6 0-0 8, Tim Jankovich 1-2 0-0 2, Fred Barton 1-4 0-0 2, Les Craft 5-6 0-0 10, Eduardo Galvao 2-3 2-3 6, Greg Prudhoe 0-0 0-0 0, **Totals: 29-55 6-10 64**

**San Francisco (60)** - John Hegwood 4-8 0-0 8, Bart Bowers 4-8 0-0 8, Wallace Bryant 7-20 1-4 15, Ken McAllister 4-4 1-2 9, Quintin Dailey 8-18 4-5 20, Eric Slaymaker 0-0 0-0 0, Crosetti Speight 0-1 0-0 0, **Totals: 27-59 6-11 60**  
**Halftime** - USF 34, K-State 25, Fouled Out - None, Rebounds - K-State 26 (Craft 6, Reed 5, Nealy 5, Blackman 5), USF 33 (Hegwood 9, Bowers 7), Assists - K-State 19 (Nealy 5, Adams 5), USF 12 (McAllister 5, Bowers 2, Dailey 2), Turnovers - K-State 9, USF 6, Steals - K-State 1 (Galvao 1), USF 5 (Hegwood 1, Bowers 1, Bryant 1, McAllister 1, Dailey 1), Blocks - K-State 2 (Reed 1, Blackman 1), USF 0, Total Fouls - K-State 14, USF 18, Technical Fouls - None, A - n/a.

**Game 38: K-State (#8 seed) vs. Oregon State (#1 seed), NCAA West Regional Second Round, March 14, 1981 at Pauley Pavilion (Los Angeles, Calif.)**

**K-State (50)** - Tyrone Adams 4-5 4-5 12, Ed Nealy 2-3 7-7 11, Randy Reed 2-5 1-2 5, Rolando Blackman 6-13 2-2 14, Eduardo Galvao 3-5 2-2 8, Fred Barton 0-0 0-0 0, Les Craft 0-2 0-0 0, Steve Reid 0-0 0-0 0, Tim Jankovich 0-0 0-0 0, **Totals: 17-33 16-18 50**

**Oregon State (48)** - Lester Conner 3-5 0-0 6, Charlie Sitton 2-6 0-1 4, Steve Johnson 5-10 6-8 16, Mark Radford 3-6 2-3 8, Ray Blume 5-10 0-0 10, Jeff Stoutt 2-4 0-0 4, Rob Holbrook 0-1 0-0 0, Bill McShane 0-0 0-0 0, **Totals: 20-42 8-12 48**

**Halftime** - OSU 26, K-State 19, Fouled Out - Johnson, Rebounds - K-State 21 (Nealy 9, Reed 4), OSU 16 (Johnson 6, Sitton 4, Blume 4), Assists - K-State 8 (Blackman 2, Nealy 2), OSU 9 (Johnson 3, Conner 2), Turnovers - K-State 20, OSU 13, Steals - K-State 3 (Nealy 2, Adams 1), OSU 8 (Conner 5, Radford 2), Blocks - K-State 1 (Craft 1), OSU 2 (Johnson 2), Fouls - K-State 15, OSU 18, Technical Fouls - None, A - n/a.

**Game 39: K-State (#8 seed) vs. Illinois (#4 seed), NCAA West Regional Semifinal, March 19, 1981 at Huntsman Center (Salt Lake City, Utah)**

**K-State (57)** - Tyrone Adams 5-6 1-2 11, Ed Nealy 4-9 4-4 12, Randy Reed 3-3 1-2 7, Tim Jankovich 2-5 4-7 8, Rolando Blackman 4-9 4-6 12, Fred Barton 1-1 0-0 2, Eduardo Galvao 1-6 3-4 5, Les Craft 0-0 0-0 0, **Totals: 20-39 17-25 57**

**Illinois (52)** - Eddie Johnson 7-15 1-1 15, Mark Smith 5-10 0-0 10, Derek Holcomb 2-4 0-0 4, Derek Harper 0-7 0-0 0, Perry Range 5-9 0-0 10, Craig Tucker 2-10 1-2 5, James Griffin 4-7 0-0 8, Quinn Richardson 0-0 0-0 0, **Totals: 25-62 2-3 52**


**Halftime** - K-State 30, Illinois 27, Fouled Out - None, Rebounds - K-State 27 (Nealy 14, Blackman 3), Illinois 34 (Johnson 9, Holcomb 7), Assists - K-State 11 (Jankovich 5, Adams 4), Illinois 14 (Harper 7, Smith 5), Turnovers - K-State 7, Illinois 7, Steals - K-State 7 (Nealy 3, Jankovich 1, Blackman 1, Barton 1, Craft 1), Illinois 1 (Holcomb 1), Blocks - K-State 0, Illinois 3 (Harper 2, Johnson 1), Fouls - K-State 9, Illinois 22, Technical Fouls - None, A - 15, 29.

**Game 40: K-State (#8 seed) vs. North Carolina (#2 seed), NCAA West Regional Final, March 21, 1981 at Huntsman Center (Salt Lake City, Utah)**

**K-State (68)** - Tyrone Adams 2-9 0-1 4, Ed Nealy 6-10 0-0 12, Randy Reed 6-12 7-7 19, Tim Jankovich 1-6 2-4 4, Rolando Blackman 10-17 1-1 21, Steve Reid 0-1 0-0 0, Fred Barton 2-4 0-0 4, Eduardo Galvao 2-8 0-0 4, Les Craft 0-2 0-0 0, **Totals: 29-69 10-13 68**

**North Carolina (82)**

- Al Wood 10-17 1-1 21, James Worthy 6-16 3-4 15, Sam Perkins 7-14 2-2 16, Mike Pepper 2-2 0-0 4, Jimmy Black 1-3 6-6 8, Jim Braddock 1-1 0-0 2, Eric Kenny 0-1 0-0 0, Pette Budko 0-0 0-0 0, Jeb Barlow 0-0 0-0 0, Matt Doherty 6-7 4-6 16, Chris Brust 0-0 0-0 0, Cecil Exum, **Totals: 33-61 16-19 82**



ROLANDO BLACKMAN

**Halftime** - UNC 42, K-State 29, Fouled Out - None, Rebounds - K-State 30 (Blackman 10, Adams 7, Nealy 7), UNC 39 (Wood 17, Perkins 11), Assists - K-State 17 (Jankovich 7, Adams 3, Nealy 3), UNC 20 (Worthy 5, Perkins 4), Turnovers - K-State 8, UNC 8, Steals - K-State 4 (Nealy 3, Galvao 1), UNC 6 (Worthy 2, Doherty 2), Blocks - K-State 1 (Reed 1), UNC 2 (Wood 1, Perkins 1), Total Fouls - K-State 19, UNC 16, Technical Fouls - UNC Bench, Worthy, Perkins, A - 15, 42.



■ 1982

**Game 41: K-State (#5 seed) vs. Northern Illinois (#12 seed), NCAA Midwest Regional First Round, March 12, 1982 at Reunion Arena (Dallas, Texas)**

**K-State (77)** - Ed Nealy 2-7 1-2 5, Randy Reed 7-9 1-4 15, Les Craft 5-7 11-11 21, Tim Jankovich 3-6 7-8 13, Tyrone Adams 4-9 2-2 10, Lafayette Watkins 0-2 0-0 0, Ed Galvao 3-4 7-8 13, Kenny Williams 0-0 0-0 0, Chris Rorabaugh 0-0 0-0 0, **Totals: 24-44 29-35 77**

**Northern Illinois (68)** - Jon Collins 0-5 0-0 0, Tim Dillon 4-10 0-0 8, Allen Rayhorn 6-13 5-8 17, Keith Gray 4-9 2-2 10, Leonard Hayes 9-17 0-0 18, Carl Armato 1-1 0-0 2, Terry Green 0-1 0-0 0, Ron Lindfors 4-7 1-2 9, Bruce Johnson 1-1 2-2 4, Mike Padden 0-0 0-0 0, Kerry Mitchell 0-1 0-0 0, Joe Parys 0-0 0-0 0, **Totals: 29-65 10-14 68**

**Halftime** - K-State 31, NIU 25, Fouled Out - Dillon, Rayhorn, Rebounds - K-State 30 (Craft 8, Nealy 5, Galvao 5), NIU 33 (Rayhorn 13, Lindfors 4), Assists - K-State 15 (Craft 4, Jankovich 4), NIU 22 (Dillon 6, Hayes 5), Turnovers - K-State 14, NIU 9, Steals - K-State 3 (Adams 2, Nealy 1), NIU 8 (Hayes 4, Rayhorn 2), Blocks - K-State 4 (Craft 3, Reed 1), NIU 3 (Rayhorn 2, Gray 1), Total Fouls - K-State 15, NIU 25, Technical Fouls - None, A - n/a.

**Game 42: K-State (#5 seed) vs. Arkansas (#4 seed), NCAA Midwest Regional Second Round, March 14, 1982 at Reunion Arena (Dallas, Texas)**

**K-State (65)** - Ed Nealy 5-7 1-1 11, Randy Reed 4-9 0-0 8, Les Craft 6-11 1-1 13, Tim Jankovich 4-7 0-0 8, Tyrone Adams 8-11 5-6 21, Lafayette Watkins 0-1 0-0 0, Ed Galvao 2-2 0-2 4, **Totals: 29-48 7-13 65**

**Arkansas (64)** - Tony Brown 7-11 1-2 15, Keith Peterson 5-7 0-0 10, Scott Hastings 8-17 0-2 16, Darrell Walker 5-12 3-6 13, Alvin Robertson 1-4 4-4 6, Brad Friess 0-0 0-0 0, Ricky Norton 1-3 2-2 4, Carey Kelly 0-0 0-0 0, **Totals: 27-54 10-16 64**

**Halftime** - Arkansas 32, K-State 31, Fouled Out - Craft, Rebounds - K-State 30 (Nealy 9, Reed 9), Arkansas 25 (Walker 10, Hastings 8), Assists - K-State 21 (Craft 6, Adams 4), Arkansas 17 (Walker 6, Brown 4), Turnovers - K-State 17, Arkansas 14, Steals - K-State 8 (Nealy 5, Reed 1, Craft 1, Jankovich 1), Arkansas 9 (Walker 4, Robertson 3), Blocks - K-State 5 (Craft 5), Arkansas 4 (Walker 3, Brown 1), Total Fouls - K-State 17, Arkansas 17, A - 13, 50.


**Game 43: K-State (#5 seed) vs. Boston College (#8 seed), NCAA Midwest Regional Semifinals, March 19, 1982 at Kiel Auditorium (St. Louis, Mo.)**

**K-State (65)**

- Ed Nealy 3-6 0-0 6, Randy Reed 5-10 6-7 16, Les Craft 2-4 0-0 4, Tim Jankovich 5-10 0-0 10, Tyrone Adams 8-17 0-2 16, Lafayette Watkins 3-6 1-2 7, Ed Galvao 3-5 0-0 6, Eddie Elder 0-0 0-0 0, **Totals: 29-58 7-11 65**

**Boston College (69)**

- Rich Shrigley 0-1 0-0 0, Martin Clark 2-5 3-3 7, Jay Murphy 2-6 7-8 11, Dwan Chandler 1-3 0-0 2, John Bagley 4-12 2-2 10, Michael Adams 7-8 6-8 20, John Garris 7-14 4-5 18, Mark Schmidt 0-0 0-0 0, Burnett Adams 0-0 1-2 1, **Totals: 23-49 23-28 69**  
**Halftime** - K-State 41, BC 36, Fouled Out - None, Rebounds - K-State 30 (Nealy 10, Reed 5, Adams 5), BC 32 (Murphy 7, Garris 7), Assists - K-State 20 (Jankovich 7, Nealy 4), BC 14 (Shrigley 4, Adams 3), Turnovers - K-State 13, BC 12, Steals - K-State 5 (Galvao 3, Jankovich 1, Reed 1), BC 7 (Chandler 2, Bagley 2), Blocks - K-State 4 (Craft 4), BC 5 (Garris 4, Murphy 1), Total Fouls - K-State 21, BC 17, A - 18, 50.







## ■ 1987

### Game 44: K-State (#9 seed) vs. Georgia (#8 seed), NCAA West Regional First Round, March 12, 1987 at Huntsman Center (Salt Lake City, Utah)

**K-State (82)** - Charles Bledsoe 6-12 1-4 13, Lance Simmons 0-1 0-0, Mitch Richmond 10-19 9-12 34, Lynn Smith 0-0 0-0 0, Steve Henson 1-3 2-2 4, William Scott 5-8 4-4 17, Mark Dobbins 0-0 0-0 0, Norris Coleman 6-12 2-4 14, Ron Meyer 0-0 0-0 0, **Totals: 28-55 18-26 82**

**Georgia (79)** - Chad Kessler 7-11 2-4 16, Derrick Kirce 1-2 0-0 2, Eric Burdette 3-5 2-2 8, Dennis Williams 3-12 0-0 6, Willie Anderson 13-20 6-35, Milt Blakley 1-4 0-2 2, Mike Harron 0-1 2-1, Alec Kessler 4-5 1-2 9, **Totals: 32-59 12-16 79**

**Halftime** - K-State 31, Georgia 29, Regulation - K-State 72, Georgia 72, Fouled Out - None, Rebounds - K-State 32 (Richmond 11, Coleman 11), Georgia 31 (Kessler, C 6, Kessler, A 6), Assists - K-State 17 (Henson 5, Richmond 5), Georgia 18 (Kirce 5, Williams 5, Anderson 5), Turnovers - K-State 17, Georgia 17, Steals - K-State 6 (Henson 2, Scott 2), Georgia 8 (Anderson 2, Kessler, C 1, Kirce 1, Burdette 1, Williams 1, Blakley 1, Kessler, A 1), Blocks - K-State 2 (Bledsoe 2), Georgia 0, 3-Point FGS - K-State 8-9 (Richmond 5-5, Scott 3-4), Georgia 3-7 (Anderson 3-5, Blakley 0-2), Total Fouls - K-State 16, Georgia 21, Technical Fouls - None, A - n/a.

### Game 45: K-State (#9 seed) vs. UNLV (#1 seed), NCAA West Regional Second Round, March 14, 1987 at Huntsman Center (Salt Lake City, Utah)

**K-State (61)** - Charles Bledsoe 3-4 1-2 7, Lance Simmons 0-2 0-1 0, Mitch Richmond 8-18 3-6 19, Lynn Smith 0-2 0-0 0, Steve Henson 3-9 0-0 6, William Scott 4-7 3-5 13, Mark Dobbins 0-0 0-0 0, Percy Eddie 0-0 0-0 0, Norris Coleman 6-9 2-3 14, Ron Meyer 1-1 0-0 2, **Totals: 25-52 9-17 61**

**UNLV (80)** - Mark Wade 1-5 0-1 2, Freddie Banks 5-13 2-2 15, Gerald Paddio 4-15 0-0 10, Armon Gilliam 9-17 6-24, Jarvis Basnight 4-4 6-14 4, Stacey Cvijanovich 0-0 2-2 2, Gary Graham 3-5 2-9, Eldridge Hudson 1-10 0-2, David Willard 1-4 0-0 2, **Totals: 28-64 18-19 80**

**Halftime** - UNLV 36, K-State 27, Fouled Out - Graham, Smith, Rebounds - K-State 32 (Richmond 14, Coleman 5), UNLV 35 (Gilliam 11, Basnight 10), Assists - K-State 11 (Henson 4, Richmond 4), UNLV 18 (Wade 13, Banks 1, Gilliam 1, Cvijanovich 1, Graham 1, Willard 1), Turnovers - K-State 16, UNLV 23, Steals - K-State 5 (Bledsoe 2, Smith 1, Richmond 1, Coleman 1), UNLV 8 (Wade 2, Hudson 2), Blocks - K-State 4 (Coleman 2, Richmond 1, Bledsoe 1), UNLV 5 (Banks 2, Willard 2), 3-Point FGS - K-State 2-5 (Scott 2-2, Henson 0-2 Richmond 0-1), UNLV 6-25 (Banks 3-10, Paddio 2-10, Graham 1-3, Wade 0-2), Fouls - K-State 18, UNLV 20, Fouls - None, A - n/a.



## ■ 1988

### Game 46: K-State (#4 seed) vs. LaSalle (#13 seed), NCAA Midwest Regional First Round, March 17, 1988 at the Joyce Center (South Bend, Ind.)

**K-State (66)** - Mitch Richmond 9-17 10-10 30, Charles Bledsoe 3-4 1-2 7, Ron Meyer 3-3 1-7, Steve Henson 1-6 0-0 3, William Scott 6-12 0-0 17, Buster Glover 1-2 0-0 2, Carlos Diggins 0-0 0-0 0, Favio De Almeida 0-0 0-0 0, Mark Dobbins 0-0 0-0 0, Fred McCoy 0-1 0-0 0, **Totals: 23-45 12-13 66**

**LaSalle (53)** - Lionel Simmons 7-14 6-12 20, Tim Legler 4-9 0-0 10, Craig Conlin 3-6 0-0 6, Doug Overton 4-10 0-0 9, Rich Tarr 1-11 0-0 3, Sam Rines 1-2 0-0 3, Bob Johnson 1-4 0-0 2, Ralph Flowers 0-1 0-0 0, Eric Lee 0-0 0-0 0, Ken Palczewski 0-0 0-0 0, **Totals: 21-57 6-12 53**

**Halftime** - K-State 34, LaSalle 23, Fouled Out - None, Rebounds - K-State 36 (Bledsoe 8, Richmond 7), LaSalle 23 (Simmons 10, Conlin 3, Overton 3, Tarr 3), Assists - K-State 19 (Richmond 9, Scott 3, Glover 3), LaSalle 9 (Legler 3, Simmons 2, Tarr 2), Turnovers - K-State 13, LaSalle 6, Steals - K-State 2 (Richmond 1, Meyer 1), LaSalle 6 (Overton 2, Simmons 1, Tarr 1, Johnson 1, Flowers 1), Blocks - K-State 2 (Richmond 1, Meyer 1), LaSalle 2 (Simmons 1, Legler 1), 3-Point FGS - K-State 8-20 (Scott 5-11, Richmond 2-5, Henson 1-4), LaSalle 5-19 (Legler 2-6, Overton 1-4, Tarr 1-7, Rines 1-1, Flowers 0-1), Total Fouls - K-State 8, LaSalle 13, Technical Fouls - None, A - 10,760.

### Game 47: K-State (#4 seed) vs. DePaul (#5 seed), NCAA Midwest Regional Second Round, March 19, 1988 at the Joyce Center (South Bend, Ind.)

**K-State (66)** - Mitch Richmond 6-14 6-7 19, Charles Bledsoe 2-7 0-3 4, Ron Meyer 4-4 1-2 9, Steve Henson 3-7 2-4 10, William Scott 7-10 2-2 23, Mark Nelson 0-0 0-0 0, Buster Glover 0-0 0-0 0, Mark Dobbins 0-0 0-0 0, Fred McCoy 0-1 1-1 1, **Totals: 22-43 12-19 66**

**DePaul (58)** - Andy Laux 2-5 0-0 6, Kevin Holland 4-5 0-0 8, Stanley Brundy 2-5 4-6 8, Rod Strickland 7-19 2-4 19, Kevin Edwards 3-14 0-0 6, Terence Greene 3-10 0-2 9, James Hamby 0-0 0-0 0, Kevin Golden 1-1 0-0 2, **Totals: 22-59 6-12 58**

**Halftime** - K-State 30, DePaul 29, Fouled Out - None, Rebounds - K-State 28 (Bledsoe 10, Richmond 8), DePaul 36 (Brundy 11, Holland 9), Assists - K-State 15 (Henson 4, Scott 4), DePaul 17 (Strickland 8, Edwards 4), Turnovers - K-State 11, DePaul 6, Steals - K-State 3 (Meyer 1, Henson 1, Scott 1), DePaul 8 (Edwards 3, Holland 2, Brundy 2), Blocks - K-State 0, DePaul 2 (Brundy 1, Hamby 1), 3-Point FGS - K-State 10-13 (Scott 7-8, Henson 2-3, Richmond 1-2), DePaul 8-21 (Greene 3-7, Strickland 3-8, Laux 2-5, Edwards 0-1), Total Fouls - K-State 9, DePaul 18, Technical Fouls - None, A - 10,760.

### Game 48: K-State (#4 seed) vs. Purdue (#1 seed), NCAA Midwest Regional Semifinals, March 25, 1988 at Silverdome (Pontiac, Mich.)

**K-State (73)** - Mitch Richmond 10-20 5-8 27, Charles Bledsoe 2-6 1-3 5, Ron Meyer 2-8 1-2 5, Steve Henson 1-3 2-2 5, William Scott 6-11 0-0 17, Buster Glover 1-1 0-0 2, Fred McCoy 4-8 0-1 8, Mark Dobbins 2-4 0-0 4, **Totals: 28-61 9-16 73**

**Purdue (70)** - Kip Jones 0-0 0-0 0, Kip Jones 0-0 0-0 0, Todd Mitchell 6-15 1-4 13, Melvin McCants 5-12 3-4 13, Everett Stephens 7-11 1-1 20, Troy Lewis 5-11 5-6 19, Tony Jones 1-3 0-0 2-2, Steve Scheffler 0-0 1-2 1, Ryan Berning 1-1 0-0 2, **Totals: 25-53 11-17 70**

**Halftime** - PU 43, K-State 34, Fouled Out - None, Rebounds - K-State 33 (Richmond 11, McCoy 6), PU 35 (Mitchell 9, Jones 6), Assists - K-State 18 (Henson 12, Richmond 3, Meyer 3), PU 18 (Stephens 9, Jones 6), Turnovers - K-State 7, PU 12, Steals - K-State 4 (Bledsoe 2, Henson 2), PU 4 (Jones 2, Mitchell 1, Lewis 1), Blocks - K-State 3 (Meyer 2, Bledsoe 1), PU 5 (McCants 2, Stephens 2), 3-Point FGS - K-State 8-10 (Scott 5-5, Richmond 2-4, Henson 1-1), PU 9-16 (Stephens 5-7, Lewis 4-8, Mitchell 0-1), Total Fouls - K-State 20, PU 18, Technical Fouls - None, A - 31,309.

**Halftime** - PU 43, K-State 34, Fouled Out - None, Rebounds - K-State 33 (Richmond 11, McCoy 6), PU 35 (Mitchell 9, Jones 6), Assists - K-State 18 (Henson 12, Richmond 3, Meyer 3), PU 18 (Stephens 9, Jones 6), Turnovers - K-State 7, PU 12, Steals - K-State 4 (Bledsoe 2, Henson 2), PU 4 (Jones 2, Mitchell 1, Lewis 1), Blocks - K-State 3 (Meyer 2, Bledsoe 1), PU 5 (McCants 2, Stephens 2), 3-Point FGS - K-State 8-10 (Scott 5-5, Richmond 2-4, Henson 1-1), PU 9-16 (Stephens 5-7, Lewis 4-8, Mitchell 0-1), Total Fouls - K-State 20, PU 18, Technical Fouls - None, A - 31,309.

**Game 49: K-State (#4 seed) vs. Kansas (#6 seed), NCAA Midwest Regional Final, March 27, 1988 at Silverdome (Pontiac, Mich.)**

**K-State (58)** - Mitch Richmond 4-14 2-4 11, Charles Bledsoe 5-6 0-4 10, Ron Meyer 1-3 0-0 2, Steve Henson 2-8 0-0 6, William Scott 6-15 2-2 18, Fred McCoy 3-5 3-4 9, Buster Glover 1-3 0-0 2, Carlos Diggins 0-0 0-0 0, Mark Dobbins 0-0 0-0 0, Todd Stanfield 0-0 0-0 0, **Totals: 22-54 7-14 58**

**Kansas (71)** - Milt Newton 7-10 2-2 18, Chris Piper 3-6 0-2 6, Danny Manning 10-18 0-1 20, Kevin Pritchard 2-7 3-4 8, Jeff Gueldner 0-3 0-0 0, Scooter Barry 5-6 4-4 15, Keith Harris 2-3 0-0 4, Lincoln Minor 0-1 0-0 0, Mike Maddox 0-0 0-0 0, Clint Normore 0-0 0-0 0, Marvin Maddox 0-0 0-0 0, **Totals: 29-54 9-14 71**

**Halftime** - K-State 29, KU 27, Rebounds - K-State 29 (Bledsoe 9, McCoy 5), KU 32 (Newton 9, Manning 6), Assists - K-State 15 (Henson 5, Richmond 5), KU 22 (Newton 7, Pritchard 7), Turnovers - K-State 12, KU 10, Steals - K-State 4 (Scott 2, Meyer 1, Henson 1), KU 6 (Pritchard 2, Harris 2), Blocks - K-State 3 (Bledsoe 1, Henson 1, Scott 1), KU 1 (Manning 1), 3-Point FGS - K-State 7-22 (Scott 4-10, Henson 2-6, Richmond 1-5, Glover 0-1), KU 4-11 (Newton 2-3, Pritchard 1-3, Barry 1-1, Piper 0-1, Manning 0-1, Gueldner 0-1), Total Fouls - K-State 14, KU 13, Technical Fouls - None, A - 31,632.



## ■ 1989


### Game 50: K-State (#6 seed) vs. Minnesota (#11 seed), NCAA East Regional First

### Round, March 16, 1989 at Greensboro Coliseum (Greensboro, N.C.)

**K-State (75)** - Lance Simmons 3-3 2-2 8, Mark Dobbins 0-3 0-0 0, Fred McCoy 5-7 2-5 12, LaKeith Humphrey 5-15 5-6 16, Steve Henson 8-23 3-4 24, Todd Stanfield 0-0 0-0 0, Steve Fritz 0-0 0-0 0, Carlos Diggins 1-7 0-0 2, Reggie Britt 2-2 1-3 5, Billy Ray Smith 3-5 0-0 6, Tony Massop 1-1 0-0 2, Troy Maydew 0-1 0-0 0, **Totals: 28-67 13-20 75**

**UM (86)** - Willie Burton 8-15 11-11 29, Walter Bond 3-5 2-8 8, Jim Shikhenjanski 3-7 1-2 7, Kevin Lynch 6-10 4-7 18, Melvin Newbern 4-8 2-2 12, Mario Green 0-0 0-0 0, Connell Lewis 0-0 0-1 0, Ray Gaffney 3-7 2-2 10, Rob Metcalfe 0-0 2-4 2, Bob Martin 0-0 0-0 0, **Totals: 27-52 24-31 86**

**Halftime** - UM 41, K-State 31, Fouled Out - Newbern, Rebounds - K-State 33 (McCoy 6, Dobbins 5, Smith 5, Massop 5), UM 38 (Burton 13, Lynch 6), Assists - K-State 9 (Humphrey 5, Simmons 1, Henson 1, Britt 1, Smith 1), UM 16 (Gaffney 5, Bond 3, Newbern 3), Turnovers - K-State 15, UM 18, Steals - K-State 12 (Humphrey 5, Massop 3), UM 9 (Newbern 5, Bond 2), Blocks - K-State 1 (Dobbins 1), UM 1 (Martin 1), 3-Point FGS - K-State 6-29 (Henson 5-15, Humphrey 1-6, Massop 0-6), UM 8-12 (Burton 2-4, Lynch 2-2, Newbern, Gaffney 2-4), Total Fouls - K-State 24, UM 19, Technical Fouls - None, A - n/a.



## ■ 1990

### Game 51: K-State (#11 seed) vs. Xavier (#6 seed), NCAA Midwest Regional First Round, March 16, 1990 at Hoosier Dome (Indianapolis, Ind.)

**K-State (79)** - Askia Jones 6-13 0-2 13, Lance Simmons 2-5 0-0 4, Tony Massop 1-5 0-0 2, Steve Henson 11-19 7-7 35, Jean Derouillere 4-13, 4-7 12, Jeff Wires 0-0 0-0 0, Jeff Malham 0-0 0-0 0, Keith Amerson 1-1 0-0 2, Nick Weigal 0-0 0-0 0, Patrick Sams 0-0 0-0 0, Reggie Britt 2-3 0-0 4, Billy Ray Smith 0-1 3-4 3, Wylie Howard 0-1 0-0 0, John Rettiger 1-2 2-4 4, **Totals: 28-63 16-24 79**

**Xavier (87)** - Maurice Brantley 2-3 4-4 8, Tyrone Hill 6-12 17-18 29, Derek Strong 4-10 9-11 17, Jamal Walker 5-11 0-1 11, Jamie Gladden 5-9 2-2 12, Michael Davenport 1-4 5-7 8, Aaron Williams 1-2 0-0 2, **Totals: 24-51 37-43 87**

**Halftime** - Xavier 42, K-State 32, Fouled Out - Simmons, Rettiger, Rebounds - K-State 27 (Massop 6, Derouillere 5), Xavier 40 (Hill 14, Strong 11), Assists - K-State 9 (Derouillere 5, Henson 2), Xavier 10 (Walker 6, Gladden 1, Brantley 1, Strong 1, Davenport 1), Turnovers - K-State 6, Xavier 10, Steals - K-State 7 (Henson 4, Amerson 1, Derouillere 1, Smith 1), Xavier 2 (Hill 1, Walker 1), Blocks - K-State 2 (Simmons 1, Derouillere 1), Xavier 4 (Strong 2, Walker 1, Williams), 3-Point FGS - K-State 7-14 (Jones 1-1, Henson 6-11, Derouillere 0-1, Howard 0-1), Xavier 2-6 (Walker 1-3, Gladden 0-1, Davenport 1-2), Total Fouls - K-State 31, Xavier 19, Technical Fouls - None, A - 39,417.



## ■ 1993

### Game 52: K-State (#6 seed) vs. Tulane (#11 seed), NCAA South Regional First Round, March 18, 1993 at Orlando Arena (Orlando, Fla.)

**K-State (53)** - Vincent Jackson 5-16, 1-2 11, Aaron Collier 8-12 2-2 18, Deryl Cunningham 4-9 1-2 9, Anthony Beane 2-7 0-0 4, Askia Jones 3-7 0-0 9, Brian Henson 1-2 0-0 2, Ron Lucas 0-1 0-0 0, **Totals: 23-54 4-6 53**

**Tulane (55)** - Matt Greene 6-7 1-2 13, Carlin Hartman 4-9 0-0 8, Anthony Reed 6-15 0-5 12, Pointer Williams 4-8 2-2 12, G.J. Hunter 0-0 0-0 0, LeVldro Simmons 2-7 1-2 6, Antonio Jackson 1-1 0-2 2, Carter Nichols 0-1 0-0 0, Makeba Perry 1-3 0-0 2, **Totals: 24-51 4-13 55**

**Halftime** - Tulane 28, K-State 26, Fouled Out - None, Rebounds - K-State 39 (Cunningham 13, Collier 9), Tulane 26 (Reed 7, Hartman 5), Assists - K-State 14 (Jackson 5, Beane 4), Tulane 12 (Williams 5), Turnovers - K-State 20, Tulane 15, Steals - K-State 9 (Jones 3, Beane 2, Jackson 2), Tulane 10 (Williams 5, Greene 2, Reed 2), Blocks - K-State 2 (Cunningham 1, Jackson 1), Tulane 3 (Greene 1, Reed 1, Perry 1), 3-Point FGS - K-State 3-12 (Jones 3-7, Henson 0-1, Beane 0-2, Jackson 0-2), Tulane 3-11 (Williams 2-5, Simmons 1-4, Reed 0-2), Total Fouls - K-State 13, Tulane 12, Technical Fouls - None, A - 14,326.





■ 1996

**Game 53: K-State (#10 seed) vs. New Mexico (#7 seed), NCAA East Regional First Round, March 15, 1996 at Richmond Coliseum (Richmond, Va.)**  
**K-State (48)** - Mark Young 1-6 2-2 4, Tyrone Davis 3-10 1-3 7, Gerald Eaker 3-6 0-2 6 Eliot Hatcher 2-14 8-10 14, Ayome May 3-6 1-1 7, Aaron Swartzendruber 0-1 0-0 0, Brian Gavin 0-0 0-0 0, George Hill 0-0 0-0 0, Chris Marsh 0-0 0-0 0, Manny Dies 3-9 3-9 9, Johnnie Williams 0-0 1-4 1, **Totals: 15-52 16-26 48**  
**New Mexico (69)** - Clayton Shields 8-18 6-7 25, Greg Shornstein 5-10 1-2 14, Kenny Thomas 2-3 0-0 4, Charles Smith 7-19 0-0 15, David Gibson 2-2 0-0 5, Kavossy Franklin 0-2 0-0 0, Marcos White 0-0 0-0 0, Tre Carruthers 0-1 0-0 0, Royce Olney 0-2 0-0 0, Chris Paddock 0-0 0-0 0, Daniel Santiago 0-0 2-2 2, Marty Cotwright 1-4 2-2 4, **Totals: 25-61 11-13 69**  
**Halftime** - UNM 31, K-State 30, Fouled Out - None, Rebounds - K-State 42 (Davis 8, Dies 8), UNM 35 (Shields 10, Cotwright 7), Assists - K-State 6 (Davis 2, Hatcher 2, Swartzendruber 2), UNM 15 (Smith 4, Shornstein 3, Gibson 3), Turnovers - K-State 14, UNM 6, Steals - K-State 2 (Hatcher 1, Dies 1), UNM 10 (Shields 4, Shornstein 2, Smith 2), Blocks - K-State 2 (Davis 1, Dies 1), UNM 2 (Thomas 1, Santiago 1), 3-Point FGs - K-State 2-6 (Hatcher 2-4, Swartzendruber 0-1, Young 0-1), UNM 8-24 (Shields 3-7, Shornstein 3-7, Smith 1-6, Gibson 1-1, Franklin 0-1, Olney 0-2), Total Fouls - K-State 13, UNM 21, Technical Fouls - None, A - 11,859.



■ 2008

**Game 54: K-State (#11 seed) vs. USC (#6 seed), NCAA Midwest Regional First Round, March 18, 2008 at Qwest Center (Omaha, Neb.)**  
**K-State (80)** - Blake Young 0-4 0-2 0, Clint Stewart 2-6 0-0 6, Bill Walker 7-12 5-22, Dominique Sutton 2-4 1-2 6, Michael Beasley 7-12 1-18 10, Jacob Pullen 5-10 1-3 11, Fred Brown 0-0 0-0 0, Andre Gilbert 0-3 0-2 0, Ron Anderson 5-7 0-2 10, Darren Kent 1-2 0-0 0, Luis Colon 0-0 0-0 0, **Totals: 21-50 19-27 80**  
**USC (67)** - Daniel Hackett 2-6 4-9, Dwight Lewis 3-10 0-0 8, O.J. Mayo 6-16 6-7 20, Davon Jefferson 7-9 1-4 15, Taj Gibson 1-5 8-12 10, Angelo Johnson 1-1 0-0 3, Marcus Simmons 0-0 0-0 0, Keith Wilkinson 1-3 0-0 2, **Totals: 21-50 19-27 67**  
**Halftime** - K-State 37, USC 27, Fouled Out - Jefferson, Gibson, Rebounds - K-State 44 (Beasley 11, Anderson 8), USC 27 (Gibson 9, Hackett 6, Jefferson 6), Assists - K-State 15 (Pullen 5, Stewart 3), USC 12 (Mayo 5, Hackett 2), Turnovers - K-State 13, USC 11, Steals - K-State 7 (Stewart 2, Anderson 2), USC 6 (Hackett 1, Lewis 1, Mayo 1, Jefferson 1, Gibson 1, Wilkinson 1), Blocks - K-State 1 (Beasley 1), USC 4 (Gibson 3, Jefferson 1), 3-Point FGs - K-State 7-16 (Walker 3-4, Stewart 2-5, Beasley 1-1, Sutton 1-1, Kent 0-1, Young 0-2, Pullen 0-2), USC 6-12 (Lewis 2-5, Mayo 2-4, Johnson 1-1, Hackett 1-2), Total Fouls - K-State 21, USC 24, Technical Fouls - None, A - 17,162.  
**Game 55: K-State (#11 seed) vs. Wisconsin (#3 seed), NCAA Midwest Regional Second Round, March 20, 2008 at Qwest Center (Omaha, Neb.)**  
**K-State (55)** - Blake Young 2-4 0-0 4, Clint Stewart 0-4 0-0 0, Bill Walker 7-11 4 18, Dominique Sutton 0-1 2-2 2, Michael Beasley 8-19 7-23, Jacob Pullen 2-7 0-2 4, Fred Brown 0-0 0-0 0, Andre Gilbert 0-1 0-0 0, Chris Merriewether 0-0 0-0 0, Ron Anderson 1-2 0-2 2, Darren Kent 1-3 0-0 2, Luis Colon 0-0 0-0 0, James Franklin 0-0 0-0 0, **Totals: 21-53 13-16 55**  
**Wisconsin (72)** - Trevon Hughes 8-14 5-8 25, Michael Flowers 5-6 2-2 15, Marcus Landry 0-2 4-2 2, Joe Krabbenhoft 1-5 0-0 2, Brian Butch 3-7 2-4 9, Jason Bohannon 1-4 2-3 5, Tanner Bronson 0-0 0-0 0, Brett Valentyn 0-0 0-0 0, Tim Jarmusz 0-1 0-0 0, Joe Leuer 0-0 0-0 0, Greg Stiemsma 6-9 2-3 14, Keaton Nankivill 0-0 0-0 0, **Totals: 24-46 15-24 72**  
**Halftime** - UW 39, K-State 33, Fouled Out - Walker, Rebounds - K-State 36 (Beasley 13, Walker 6), UW 26 (Stiemsma 7, Flowers 5, Krabbenhoft 5), Assists - K-State 4 (Stewart 2, Pullen 1, Kent 1), UW 10 (Flowers 4, Hughes 3), Turnovers - K-State 13, UW 10, Steals - K-State 4 (Beasley 2, Brown 1, Stewart 1), UW 3 (Hughes 1, Flowers 1,

Landry 1), Blocks - K-State 1 (Sutton 1), UW 0, 3-Point FGs - K-State 0-13 (Beasley 0-4, Pullen 0-3, Walker 0-2, Young 0-1, Stewart 0-1, Sutton 0-1, Kent 0-1), UW 9-22 (Hughes 4-9, Flowers 3-3, Butch 1-3, Bohannon 1-4, Jarmusz 0-1, Krabbenhoft 0-2), Total Fouls - K-State 23, UW 18, Technical Fouls - Walker, Butch, A - 17,162.



■ 2010

**Game 56: K-State (#2 seed) vs. North Texas (#15 seed), NCAA West Regional First Round, March 18, 2010 at Ford Center (Oklahoma City, Okla.)**  
**K-State (82)** - Jacob Pullen 5-11 3-4 15, Denis Clemente 6-12 2-2 17, Dominique Sutton 4-6 4-6 12, Curtis Kelly 6-10 3-5 15, Luis Colon 3-4 0-0 6, Jordan Henriquez 0-2 1-2 1, Martavious Irving 1-3 0-0 2, Victor Ojeleye 0-0 0-0 0, Nick Russell 1-2 0-0 3, Rodney McGruder 1-2 0-0 3, Chris Merriewether 0-0 0-0 0, Jamar Samuels 1-3 0-0 2, Wally Judge 3-6 0-1 6, **Totals: 31-61 13-20 82**  
**North Texas (62)** - Shannon Shorter 1-4 0-0 2, Josh White 1-10 1-2 3, Tristan Thompson 7-15 10-10 28, George Odufwa 4-10 2-8 10, Eric Tramiel 3-12 5-5 11, Alzee Williams 0-0 0-0 0, Antwone Matlock 0-0 0-0 0, Collin Mangrum 1-3 2-2 5, Jacob Holmen 0-0 0-0 0, Cameron Spencer 0-1 3-4 3, **Totals: 17-55 23-31 62**  
**Halftime** - K-State 41, North Texas 25, Fouled Out - Tramiel, Rebounds - K-State 40 (Sutton 8, Henriquez 6, Judge 6), North Texas 36, Assists - K-State 12 (Clemente 6, Pullen 3), North Texas 8, Turnovers - K-State 11, North Texas 16, Steals - K-State 9 (Pullen 3, Clemente 2, Sutton 2), North Texas 2, Blocks - K-State 10 (Kelly 4, Colon 2, Henriquez 2), North Texas 0, 3-Point FGs - K-State 7-18 (Clemente 3-7, Pullen 2-6, Russell 1-2, McGruder 1-2), North Texas 5-19, Total Fouls - K-State 25, North Texas 17, Technical Fouls - None, A - 13,382.

**Game 57: K-State (#2 seed) vs. BYU (#7 seed), NCAA West Regional Second Round, March 20, 2010 at Ford Center (Oklahoma City, Okla.)**  
**K-State (84)** - Jacob Pullen 8-15 11-11 34, Denis Clemente 7-18 2-2 19, Dominique Sutton 1-5 2-2 4, Curtis Kelly 2-4 6-6 10, Luis Colon 1-1 0-0 2, Martavious Irving 0-1 2-2 2, Nick Russell 0-0 0-0 0, Rodney McGruder 1-3 0-0 3, Chris Merriewether 0-0 1-2 1, Jamar Samuels 0-6 1-2 1, Wally Judge 3-3 2-3 8, **Totals: 23-56 27-30 84**  
**BYU (72)** - Jackson Emery 4-7 2-2 13, Tyler Haws 4-6 6-6 14, Jimmer Fredette 5-13 10-11 21, Noah Hartscock 3-7 2-2 8, Chris Miles 0-1 0-0 0, Brandon Davies 1-2 3-4 5, Charles Abouo 0-2 2-3 2, Lamont Morgan, Jr. 0-0 0-0 0, Michael Loyd, Jr. 1-5 0-0 2, Logan Magnusson 0-0 0-0 0, Brock Zylstra 0-0 0-0 0, James Anderson 0-0 0-0 0, Jonathan Tavarnari 3-10 0-0 7, **Totals: 21-53 25-28 72**  
**Halftime** - K-State 41, BYU 31, Fouled Out - Hartscock, Davies, Rebounds - K-State 39 (Judge 8, Kelly 7), BYU 29, Assists - K-State 14 (Clemente 3, Sutton 3, Kelly 3, Samuels 3), BYU 12, Turnovers - K-State 15, BYU 13, Steals - K-State 7 (Pullen 4, Sutton 2), BYU 7, Blocks - K-State 3 (Kelly 1, Sutton 1, Samuels 1), BYU 2, 3-Point FGs - K-State 11-27 (Pullen 7-12, Clemente 3-9, McGruder 1-1), BYU 5-16, Total Fouls - K-State 20, BYU 24, Technical Fouls - None, A - 15,668.

**Game 58: K-State (#2 seed) vs. Xavier (#6 seed), NCAA West Regional Semifinals, March 25, 2010 at EnergySolutions Arena (Salt Lake City, Utah)**  
**K-State (101)** - Jacob Pullen 9-20 4-4 28, Denis Clemente 10-24 3-3 25, Dominique Sutton 2-3 0-1 4, Curtis Kelly 9-17 3-6 21, Luis Colon 1-1 0-3 2, Jordan Henriquez 0-1 0-0 0, Martavious Irving 0-1 0-0 0, Rodney McGruder 0-1 0-0 0, Chris Merriewether 0-0 3-4 3, Jamar Samuels 4-7 6-8 14, Wally Judge 2-3 0-4 0, **Totals: 37-78 19-29 101**  
**Xavier (96)** - Dante Jackson 4-7 0-0 11, Terrell Holloway 6-14 10-13 26, Jordan Crawford 13-29 3-4 32, Jamel McLean 0-2 5-6 5, Jason Love 5-13 1-2 11, Brian Walsh 0-0 0-0 0, Mark Lyons 1-3 0-0 2, Brad Redford 2-4 0-0 6, Kevin Feeney 0-0 0-0 0, Andrew Taylor 0-0 3-4 3, Kenny Frease 0-0 0-0 0, **Totals: 31-72 22-29 96**  
**Halftime** - Xavier 32, K-State 31, Regulation - K-State 72, Xavier 72, First Overtime - K-State 87, Xavier 87, Fouled Out - Sutton, Judge, McLean, Rebounds - K-State 40 (Kelly 8, Clemente 5, Samuels 5), Xavier 51, Assists - K-State 19 (Clemente 5, Kelly 4), Xavier 12, Turnovers - K-State 12, Xavier 16, Steals - K-State 5 (Irving 2), Xavier 8, Blocks - K-State 11 (Kelly 5, Colon 3), Xavier 4, 3-Point FGs - K-State 8-19 (Pullen 6-12, Clemente 2-6, Samuels 0-1), Xavier 12-28, Total Fouls - K-State 25, Xavier 28, Technical Fouls - Clemente, Lyons, A - 17,254.

**Game 59: K-State (#2 seed) vs. Butler (#5 seed), NCAA West Regional Final, March 27, 2010 at EnergySolutions Arena (Salt Lake City, Utah)**  
**K-State (56)** - Jacob Pullen 4-13 4-4 14, Denis Clemente 7-17 1-4 18, Dominique Sutton 0-5 0-3 0, Curtis Kelly 6-10 2-3 14, Luis Colon 1-2 0-0 2, Martavious Irving 0-0 0-0 0, Rodney McGruder 2-3 0-0 4, Chris Merriewether 0-0 0-0 0, Jamar Samuels 0-4 0-0 0, Wally Judge 2-3 0-0 4, **Totals: 22-57 14 56**  
**Butler (63)** - Shelvin Mack 5-11 3-4 16, Ronald Nored 2-5 0-0 4, Willie Veasley 1-4 0-0 3, Gordon Hayward 7-14 6-22, Matt Howard 2-2 4-8 8, Shawn Vanzant 2-3 0-0 5, Zach Hahn 0-1 0-0 0, Avery Jukes 1-3 0-0 2, Andrew Smith 1-1 1-2 3, **Totals: 21-46 14-20 63**

**Halftime** - Butler 27, K-State 20, Fouled Out - None, Rebounds - K-State 29 (Sutton 7, Judge 5, Kelly 5), Butler 41, Assists - K-State 8 (Kelly 2, Irving 2), Butler 9, Turnovers - K-State 13, Butler 20, Steals - K-State 11 (Pullen 2, Clemente 2, Irving 2), Butler 7, Blocks - K-State 6 (Kelly 3, Sutton 1, Colon 1, McGruder 1), Butler 4, 3-Point FGs - K-State 5-15 (Clemente 3-7, Pullen 2-6, McGruder 0-1, Samuels 0-1), Butler 7-15, Total Fouls - K-State 19, Butler 16, Technical Fouls - None, A - 17,587.



■ 2011

**Game 60: K-State (#5 seed) vs. Utah State (#12 seed), NCAA Southeast Regional Second Round, March 17, 2011 at McKale Arena (Tucson, Ariz.)**  
**K-State (73)** - Curtis Kelly 5-11 0-0 15, Jamar Samuels 2-6 0-0 4, Jacob Pullen 6-13 9-12 22, Shane Southwell 2-5 6-6 10, Rodney McGruder 3-9 2-2 10, Martavious Irving 0-0 0-0 0, Jordan Henriquez 2-5 2-2 6, Will Spradling 2-5 0-0 6, **Totals: 22-54 24-28 73**  
**Utah State (68)** - Nate Bendall 2-7 0-0 4, Tai Wesley 7-10 4-8 18, Brockeith Pane 4-9 8-9 17, Pooh Williams 6-12 0-0 16, Tyler Newbold 0-3 0-0 0, James Walker III 0-0 0-0 0, Brady Jardine 2-3 0-0 4, Brian Green 2-6 2-2 7, **Totals: 23-50 16-21 68**  
**Halftime** - K-State 33, Utah State 22, Fouled Out - Samuels, Wesley, Rebounds - K-State 33 (Kelly 6, McGruder 6, Samuels 5, Henriquez 5), Utah State, Assists - K-State 14 (Pullen 5, Kelly 3, Southwell 3), Utah State, Turnovers - K-State 11, Utah State 12, Steals - K-State 2 (Kelly 1, Pullen 1), Utah State 2, Blocks - K-State 1 (Kelly 1), Utah State 2, 3-Point FGs - K-State 5-17 (McGruder 2-4, Spradling 2-5, Pullen 1-5), Utah State 6-18, Total Fouls - K-State 17, Utah State 25, Technical Fouls - None, A - 10,293.

**Game 61: K-State (#5 seed) vs. Wisconsin (#4 seed), NCAA Southeast Regional Third Round, March 19, 2011 at McKale Arena (Tucson, Ariz.)**  
**K-State (65)** - Curtis Kelly 5-12 1-4 11, Jamar Samuels 4-6 0-0 8, Jacob Pullen 13-22 6-8 38, Shane Southwell 0-2 0-0 0, Rodney McGruder 0-3 2-4 3, Martavious Irving 0-0 0-0 0, Juey Myles 0-0 1-2 1, Nick Russell 0-1 0-0 0, Jordan Henriquez 0-1 2-2 2, Will Spradling 0-2 2-2 2, **Totals: 22-48 15-22 65**  
**Wisconsin (70)** - Tim Jarmusz 3-3 0-0 8, Jon Leuer 6-12 6-9 19, Keaton Nankivill 2-6 0-0 5, Jordan Taylor 2-16 6-6 12, Josh Gasser 3-4 4-4 11, Ryan Evans 1-3 0-0 2, Mike Bruesewitz 3-4 3-4 11, Jared Berggren 1-2 0-0 2, **Totals: 21-50 19-23 70**  
**Halftime** - Wisconsin 36, K-State 30, Fouled Out - None, Rebounds - K-State 32 (Kelly 9, Samuels 9), Wisconsin 30, Assists - K-State 7 (McGruder 2, Pullen 2), Wisconsin 12, Turnovers - K-State 8, Wisconsin 5, Steals - K-State 3 (Samuels 3), Wisconsin 4, Blocks - K-State 0, Wisconsin 2, 3-Point FGs - K-State 6-12 (Pullen 6-12, McGruder 0-2, Samuels 0-1, Spradling 0-1), Wisconsin 9-20, Total Fouls - K-State 22, Wisconsin 18, Technical Fouls - None, A - 11,267.



■ 2012

**Game 61: K-State (#8 seed) vs. Southern Miss (#9 seed), NCAA East Regional Second Round, March 15, 2012 at CONSOL Energy Center (Pittsburgh, Pa.)**  
**K-State (70)** - Jordan Henriquez 3-6 9-10 9, Jamar Samuels 0-0 1-2 1, Angel Rodriguez 4-11 5-8 13, Rodney McGruder 11-16 6-8 30, Will Spradling 1-4 0-0 2, Shane Southwell 0-1 0-0 0, Martavious Irving 1-3 2-2 4, Victor Ojeleye 0-0 0-0 0, Thomas Gipson 1-1 3-4 5, **Totals: 21-42 26-34 70**  
**Southern Miss (64)** - Maurice Bolden 1-4 2-6 4, Jonathan Mills 0-2 1-0 2-1, Lashay Page 5-16 2-2 15, Angelo Johnson 4-13 0-0 9, Darnell Dodson 5-12 3-3 14, Neil Watson 5-11 4-4 16, Cedric Jenkins 2-2 0-0 5, **Totals: 22-60 12-17 64**  
**Halftime** - K-State 30, USM 27, Fouled Out - Johnson, Dodson, Rebounds - K-State 31 (Henriquez 9, Samuels 8, McGruder 4, Southwell 4, Gipson 3, Rodriguez 3), USM 34, Assists - K-State 12 (Rodriguez 4, Samuels 3, Henriquez 2, Spradling 1, Southwell 1, Irving 1), USM 8, Turnovers - K-State 11, USM 10, Steals - K-State 4 (McGruder 4), USM, Blocks - K-State 7 (Henriquez 6), USM 0, 3-Point FGs - K-State 2-12 (McGruder 2-5, Rodriguez 0-3, Spradling 0-3, Irving 0-1), USM 8-23, Total Fouls - K-State 18, USM 25, Technical Fouls - None, A - 18,927.



**Game 62: K-State (#8 seed) vs. Syracuse (#1 seed), NCAA East Regional Third Round, March 17, 2012 at CONSOL Energy Center (Pittsburgh, Pa.)**  
**K-State (59)** - Jordan Henriquez 7-17 0-114, Thomas Gipson 2-9 4-8 8, Angel Rodriguez 3-11 4-4 12, Rodney McGruder 5-13 5-6 15, Will Spradling 4-11 0-0 10, Shane Southwell 0-1 0-0 0, Martavious Irving 0-3 0-0 0, Victor Ojeleye 0-0 0-0 0, Adrian Diaz 0-1 0-0 0, Jeremy Jones 0-1 0-0 0, **Totals: 21-67 13-19 59**  
**Syracuse (75)** - C.J. Fair 0-3 3-6 3, Kris Joseph 2-7 7-8 11, Raakeem Christmas 4-7 0-0 8, Scoop Jardine 5-9 3-4 16, Brandon Triche 2-4 0-0 4, Dion Waiters 5-9 7-7 18, Baye Keita 0-0 0-0 0, James Southerland 5-6 3-4 15, **Totals: 23-45 23-29 75**  
**Halftime** - Syracuse 25, K-State 24, Fouled Out - Spradling, Rebounds - K-State 41 (Henriquez 17, Gipson 8, Rodriguez 4, McGruder 4, Spradling 3), Syracuse 32, Assists - K-State 8 (Henriquez 3, McGruder 2), Syracuse 13, Turnovers - K-State 14, Syracuse 14, Steals - K-State 5 (Gipson 2, Southwell 2), Syracuse 6, Blocks - K-State 0, Syracuse 8, 3-Point FGs - K-State 4-17 (Rodriguez 2-7, Spradling 2-6, McGruder 0-2, Irving 0-1, Jones 0-1), Syracuse 6-9, Total Fouls - K-State 20, Syracuse 18, A - 18,588.



## ■ 2017

**Game 65: K-State (#11 seed) vs. Wake Forest (#11 seed), NCAA First Four, March 14, 2017 at University of Dayton Arena (Dayton, Ohio)**  
**K-State (95)** - D.J. Johnson 8-9 2-2 18, Wesley Iwundu 6-9 11-13 24, Dean Wade 3-4 2-3 8, Kamau Stokes 5-9 7-8 22, Barry Brown 6-10 2-4 14, Carlebe Ervin III 3-3 1-2 7, Brian Patrick 0-1 0-0 0, Xavier Sneed 0-2 2-4 2, **Totals: 31-47 27-36 95**  
**Wake Forest (88)** - John Collins 9-13 8-8 26, Austin Ariens 5-7 3-3 17, Dinos Mitoglou 1-5 4-6 7, Keyshawn Woods 2-8 0-0 4, Bryant Crawford 5-11 9-9 20, Brandon Childress 1-5 4-4 7, Mitchell Wilbekin 2-4 1-2 7, Greg McClinton 0-0 0-0 0, Sam Japhet-Mathias 0-0 0-0 0, Trent Vanhorn 0-0 0-0 0, **Totals: 25-53 29-32 88**  
**Halftime** - K-State 40, WFU 36, Fouled Out - Woods, Rebounds - K-State 29 (Iwundu 6, Johnson 6, Brown 5, Ervin 4, Sneed 2, Stokes 2, Wade 2, Maurice 1), WFU 21, Assists - K-State 18 (Iwundu 7, Brown 3, Stokes 3, Sneed 2, Wade 2, Ervin 1), WFU 14, Turnovers - K-State 15, WFU 11, Steals - K-State 6 (Sneed 4), WFU 8, Blocks - K-State 3 (Johnson 2), WFU 1, 3-Point FGs - K-State 6-16 (Stokes 5-8, Iwundu 1-2, Patrick 0-1, Wade 0-1, Brown 0-2, Sneed 0-2), WFU 8-23, Total Fouls - K-State 26, WFU 25, Technical Fouls - None, A - 11,855.



## ■ 2013

**Game 63: K-State (#4 seed) vs. La Salle (#13 seed), NCAA West Regional Second Round, March 22, 2013 at Sprint Center (Kansas City, Mo.)**  
**K-State (61)** - Jordan Henriquez 7-10 3-8 17, Shane Southwell 7-10 0-0 17, Angel Rodriguez 0-6 2-3 2, Rodney McGruder 5-17 2-3 13, Will Spradling 1-2 0-2 0, Martavious Irving 1-4 0-0 2, Nino Williams 0-1 0-0 0, Thomas Gipson 3-7 2-3 8, **Totals: 24-57 9-17 61**  
**La Salle (63)** - Jerrell Wright 6-6 9-10 21, D.J. Peterson 1-2 0-0 3, Tyreek Duren 1-7 0-0 3, Sam Mills 4-7 0-0 10, Ramon Galloway 6-15 4-4 19, Tyrone Garland 1-8 0-0 2, Rohan Brown 2-4 1-2 5, **Totals: 21-49 14-16 63**  
**Halftime** - La Salle 44, K-State 26, Fouled Out - None, Rebounds - K-State 36 (Henriquez 12, McGruder 6, Gipson 4, Southwell 4, Irving 2, Rodriguez 2, Spradling 1), La Salle 30, Assists - K-State 12 (Rodriguez 4, Irving 3, McGruder 2, Spradling 2, Southwell 1), La Salle 12, Turnovers - K-State 9, La Salle 8, Steals - K-State 6 (McGruder 2, Rodriguez 2), La Salle 4, Blocks - K-State 7 (Henriquez 5), La Salle 5, 3-Point FGs - K-State 4-13 (Southwell 3-3, McGruder 1-5, Irving 0-2, Rodriguez 0-2, Spradling 0-1), La Salle 7-18, Total Fouls - K-State 14, La Salle 13, Technical Fouls - None, A - 18,301.



## ■ 2014

**Game 64: K-State (#9 seed) vs. Kentucky (#9 seed), NCAA Midwest Regional Second Round, March 21, 2014 at Scottrade Center (St. Louis, Mo.)**  
**K-State (49)** - Nino Williams 0-2 0-0 0, Wesley Iwundu 3-4 1-4 7, Thomas Gipson 4-6 2-4 10, Marcus Foster 7-18 0-0 15, Will Spradling 1-8 0-0 3, Shane Southwell 3-10 2-2 11, Jevon Thomas 1-2 0-0 2, Omari Lawrence 0-1 0-0 0, Nigel Johnson 0-2 0-0 0, Brian Rohleder 0-0 0-0 0, D.J. Johnson 0-0 1-2 1, **Totals: 19-53 6-12 49**  
**Kentucky (56)** - James Young 3-13 1-1 7, Julius Randle 7-12 5-8 19, Dakari Johnson 0-1 0-0 0, Aaron Harrison 6-10 4-6 18, Andrew Harrison 1-6 4-6 7, Jarrod Polson 0-0 0-0 0, Willie Cauley-Stein 1-4 0-0 2, Alex Poythress 1-4 0-0 3, **Totals: 19-50 14-21 56**  
**Halftime** - Kentucky 29, K-State 23, Fouled Out - None, Rebounds - K-State 28 (Gipson 7, Foster 3, Iwundu 3, N. Johnson 3, Williams 2, Spradling 1, Southwell 1, Thomas 1, Lawrence 1, D. Johnson 1), Kentucky 40, Assists - K-State 8 (Foster 5, Iwundu 2, Spradling 1), Kentucky 8, Turnovers - K-State 10, Kentucky 15, Steals - K-State 7 (N. Johnson 2, Williams 1, Iwundu 1, Foster 1, Spradling 1, Southwell 1), Kentucky 4, Blocks - K-State 3 (Iwundu 1, Southwell 1, D. Johnson 1), Kentucky 7, 3-Point FGs - K-State 5-21 (Southwell 3-6, Foster 1-7, Spradling 1-7, N. Johnson 0-1), Kentucky 4-15, Total Fouls - K-State 20, Kentucky 11, Technical Fouls - Southwell, Rohleder, A - 19,223.

**Game 66: K-State (#11 seed) vs. Cincinnati (#6 seed), NCAA South Regional First Round, March 17, 2017 at Golden 1 Center (Sacramento, Calif.)**  
**K-State (61)** - D.J. Johnson 3-6 2-2 8, Wesley Iwundu 5-10 6-6 19, Dean Wade 4-9 0-0 9, Kamau Stokes 2-10 0-0 5, Barry Brown 3-10 0-0 7, Carlebe Ervin III 1-3 1-2 4, Isaiah Maurice 2-5 1-3 5, Brian Patrick 0-0 0-0 0, Mason Schoen 0-0 0-0 0, Zach Winter 1-1 0-0 2, Xavier Sneed 0-0 2-2 2, **Totals: 21-54 12-15 61**  
**Cincinnati (75)** - Gary Clark 6-10 2-4 15, Kyle Washington 5-6 6-8 16, Jacob Evans 4-8 0-0 9, Troy Cauptain 7-10 7-23, Kevin Johnson 1-3 0-1 2, Nysier Brooks 0-1 1-2 1, Jarron Cumberland 4-5 0-0 9, **Totals: 27-43 16-22 75**  
**Halftime** - Cincinnati 39, K-State 28, Fouled Out - None, Rebounds - UC 31, K-State 23 (Iwundu 4, Brown 3, Stokes 3, Wade 3, Ervin 2, Maurice 2, Sneed 2), Assists - K-State 10 (Iwundu 3, Wade 2, Ervin 2, Brown 1, Maurice 1, Stokes 1), UC 10, Turnovers - K-State 7, UC 11, Steals - K-State 7 (Brown 4), UC 4, Blocks - K-State 2 (Maurice 2), UC 4, 3-Point FGs - K-State 7-18 (Iwundu 3-5, Ervin 1-1, Wade 1-3, Brown 1-4, Stokes 1-5), UC 5-11, Total Fouls - K-State 19, UC 12, A - 16,154.



## ■ 2018

**Game 67: K-State (#9 seed) vs. Creighton (#8 seed), NCAA South Regional First Round, March 16, 2018 at Spectrum Center (Charlotte, N.C.)**  
**K-State (69)** - Makol Mawien 1-2 2-2 5, Xavier Sneed 3-8 1-3 9, Cartier Diarra 2-4 2-3 7, Kamau Stokes 5-9 2-11, Barry Brown, Jr., 5-14 7-10 18, Mike McGuiri 6-10 2-3 17, Amaad Wainright 0-0 0-2 0, Levi Stockard III 1-3 0-0 2, **Totals: 23-50 14-25 69**  
**Creighton (59)** - Toby Hegner 5-12 1-1 12, Marcus Foster 2-11 0-0 5, Davion Mintz 4-10 0-0 10, Khry Thomas 4-9 1-2 9, Mitch Ballcock 5-14 2-16, Ronnie Harrell, Jr., 1-3 0-0 2, Ty-Shon Alexander 1-5 0-0 3, Tyler Clement 0-1 0-0 0, Jacob Epperson 1-3 0-0 2, Manny Suarez 0-0 0-0 0, **Totals: 23-68 4-5 59**  
**Halftime** - K-State 32, Creighton 26, Fouled Out - Diarra, Rebounds - K-State 35 (Brown 6, Sneed 6, Mawien 4, Diarra 4, Stokes 4, McGuiri 4), Creighton 45, Assists - K-State 12 (Diarra 3, Stokes 3, Brown 3), Creighton 12, Turnovers - K-State 11, Creighton 13, Steals - K-State 6 (Brown 2, Mawien 2), Creighton 6, Blocks - K-State 5 (Mawien 2, Brown 2), Creighton 3, 3-Point FGs - K-State 9-19 (McGuiri 3-5, Sneed 2-5, Mawien 1-1, Diarra 1-2, Stokes 1-4, Brown 1-2), Creighton 9-34, Total Fouls - K-State 11, Creighton 21, Technical Fouls - None, A - 17,943.

**Game 68: K-State (#9 seed) vs. UMBC (#16 seed), NCAA South Regional Second Round, March 18, 2018 at Spectrum Center (Charlotte, N.C.)**  
**K-State (50)** - Makol Mawien 4-7 3-4 11, Xavier Sneed 4-9 0-0 8, Cartier Diarra 2-5 0-4 5, Kamau Stokes 2-6 0-0 4, Barry Brown, Jr., 5-13 8-8 18, Mike McGuiri 0-2 2-2 2, Amaad Wainright 1-2 0-0 2, **Totals: 18-44 13-18 50**  
**UMBC (43)** - Daniel Akin 1-1 1-4 3, Arkel Lamar 2-8 0-0 5, Jauris Lyles 4-15 3-6 12, K.J. Maura 3-6 2-3 10, Joe Sherburne 0-9 0-1 0, Isaiah Rogers 1-1 0-0 2, Josh Rosario 0-1 0-0 0, Jourdan Grant 1-3 3-4 6, Max Curran 2-3 0-0 5, **Totals: 14-47 9-18 43**  
**Halftime** - K-State 25, UMBC 20, Fouled Out - Grant, Rebounds - K-State 35 (Sneed 7, Diarra 7, Mawien 6, Stokes 6), UMBC 28, Assists - K-State 4 (Sneed 2, Stokes 2), UMBC 6, Turnovers - K-State 18, UMBC 17, Steals - K-State 13 (Sneed 4, Diarra 3), UMBC 11, Blocks - K-State 2 (Mawien 2), UMBC 2, 3-Point FGs - K-State 6-22 (Sneed 0-3, Diarra 1-2, Stokes 0-3, Brown 0-1, McGuiri 0-2, Wainright 0-1), UMBC 6-22, Total Fouls - K-State 17, UMBC 17, Technical Fouls - None, A - 18,485.

**Game 69: K-State (#9 seed) vs. Kentucky (#5 seed), NCAA South Regional Semifinals, March 22, 2018 at Philips Arena (Atlanta, Ga.)**  
**K-State (61)** - Makol Mawien 0-4 0-0 0, Xavier Sneed 7-14 3-7 22, Cartier Diarra 2-6 0-1 5, Kamau Stokes 2-7 1-6 6, Barry Brown, Jr., 4-15 4-5 13, Mike McGuiri 1-3 0-0 3, Amaad Wainright 2-3 2-4 6, Dean Wade 1-2 2-2 4, Levi Stockard III 0-0 2-2 2, **Totals: 19-54 14-22 61**  
**Kentucky (58)** - Nick Richards 0-0 1-2 1, Kevin Knox 5-10 2-2 13, P.J. Washington 5-7 8-20 18, Hamidou Diallo 1-4 0-0 2, Shai Gilgeous-Alexander 2-10 11-12 15, Quade Green 2-5 0-0 6, Sacha Killeye-Jones 0-1 0-0 0, Wenyen Gabriel 1-5 1-1 3, **Totals: 16-42 23-37 58**  
**Halftime** - K-State 33, Kentucky 29, Fouled Out - Mawien, Sneed, Stockard, Rebounds - K-State 29 (Sneed 9, Stokes 5, Wainright 4), Kentucky 38, Assists - K-State 12 (Stokes 3, Brown 3), Kentucky 6, Turnovers - K-State 10, Kentucky 15, Steals - K-State 11 (Stokes 4, Diarra 2, Sneed 2), Kentucky 5, Blocks - K-State 2 (Mawien 2), Kentucky 3, 3-Point FGs - K-State 9-22 (Sneed 5-8, Diarra 1-2, Stokes 1-5, Brown 1-4, McGuiri 1-2, Wainright 0-1), Kentucky 3-12, Total Fouls - K-State 30, Kentucky 21, Technical Fouls - Kentucky - TEAM, A - 15,616.

**Game 70: K-State (#9 seed) vs. Loyola Chicago (#11 seed), NCAA South Regional Final, March 24, 2018 at Philips Arena (Atlanta, Ga.)**  
**K-State (62)** - Makol Mawien 2-8 0-0 4, Xavier Sneed 6-10 0-0 16, Cartier Diarra 2-8 2-2 7, Kamau Stokes 4-12 4-13, Barry Brown, Jr., 6-16 2-3 14, Mike McGuiri 2-9 1-1 5, Mawdo Sallah 0-1 0-0 0, Amaad Wainright 1-2 0-0 2, Levi Stockard III 0-0 1-2 1, **Totals: 23-66 10-12 62**  
**Loyola Chicago (78)** - Donte Ingram 4-6 2-2 12, Cameron Krutwig 4-8 1-1 9, Marques Townes 4-6 5-5 13, Clayton Custer 2-8 2-2 7, Ben Richardson 7-10 3-3 23, Lucas Williamson 3-6 2-3 8, Cameron Satterwhite 0-0 0-0 0, Aundre Jackson 3-3 0-0 6, **Totals: 27-47 15-18 78**  
**Halftime** - Loyola Chicago 36, K-State 24, Fouled Out - None, Rebounds - K-State 28 (Sneed 6, Diarra 5, Wainright 4), Loyola 36, Assists - K-State 9 (Stokes 4, Brown 2), Loyola 17, Turnovers - K-State 6, Loyola 15, Steals - K-State 7 (Brown 3, Mawien 2, Wainright 2), Loyola 2, Blocks - K-State 2 (Sneed, Stokes), Loyola 2, 3-Point FGs - K-State 6-26 (Sneed 4-6, Diarra 1-3, Stokes 1-6, Mawien 0-1, Brown 0-4, McGuiri 0-5, Wainright 0-1), Loyola 9-18, Total Fouls - K-State 19, Loyola 15, A - 15,477.



## ■ 2019

**Game 71: K-State (#4 seed) vs. UC Irvine (#13 seed), NCAA South Regional First Round, March 22, 2019 at SAP Center (San Jose, Calif.)**  
**K-State (64)** - Makol Mawien 6-11 2-2 14, Xavier Sneed 4-10 0-0 9, Cartier Diarra 3-5 0-0 9, Kamau Stokes 4-12 7-9 18, Barry Brown, Jr., 2-9 0-0 5, Mike McGuiri 2-7 3-4 7, Levi Stockard III 1-2 0-0 2, Shaun Neal-Williams 0-2 0-0 1, Austin Trice 0-1 0-0 0, **Totals: 22-59 12-15 64**  
**UC Irvine (70)** - Jonathan Galloway 1-3 1-1 3, Tommy Rutherford 0-0 0-0 0, Max Hazzard 5-14 4-4 19, Robert Cartwright 4-11 0-0 10, Evan Leonard 4-7 9-9 19, Eyassu Worku 0-1 0-0 2, Spencer Rivers 0-2 0-0 0, Collin Welp 3-4 2-2 8, Elston Jones 5-8 1-1 11, J.C. Butler 0-0 0-0 0, **Totals: 22-50 17-19 70**  
**Halftime** - K-State 30, UC Irvine 30, Fouled Out - Sneed, Rebounds - K-State 34 (Mawien 12, Sneed 7, Brown 5, Stokes 4, McGuiri 2, Brown 1, Diarra 1), UC 33, Assists - K-State 10 (Stokes 4, UC 10), Turnovers - K-State 13, UC 14, Steals - K-State 5 (Mawien 1, Diarra 1, Stokes 1, Brown 1, McGuiri 1), UC 9, Blocks - K-State 1 (Neal-Williams 1), UC 1, 3-Point FGs - K-State 8-27 (Stokes 3-9, Diarra 3-4, Sneed 1-6, Brown 1-4), UC 9-23, Total Fouls - K-State 18, UC 13, Technical Fouls - None, A - 14,331.



**Wednesday, March 8  
First Round**

**Thursday, March 9  
Quarterfinals**

**Friday, March 10  
Semifinals**

**Saturday, March 11  
Championship**



**2023 Phillips 66  
Big 12 Championship**  
March 8-11 ■ T-Mobile Center  
Kansas City, Mo.



**Championship Site**

**Address:** 1407 Grand Boulevard, Kansas City, MO 64106  
**Capacity:** 18,972  
**Date Opened:** October 10, 2007  
**Cost:** \$276 million  
**Total Square Feet:** 666,480  
**General Information:** (816) 949.7000  
**Tickets:** (800) 745.3000

**Ticket Information**

**Number of Sessions:** 6  
**Tournament Packages - Includes All Sessions:** \$330, \$300, \$240  
**Individual Session Prices:** \$55, \$50, \$40  
**Availability:** www.Big12Sports.com  
 or via member school's ticket offices

**Future Championship Dates**

**2024:** TBD [T-Mobile Center, Kansas City]  
**2025:** TBD [T-Mobile Center, Kansas City]  
**2026:** TBD [T-Mobile Center, Kansas City]  
**2027:** TBD [T-Mobile Center, Kansas City]

**Championship History**

Year	Championship Game (seed)	Year	Most Outstanding Player
1997	(1) Kansas 87, (10) Missouri 60	1997	Paul Pierce, Kansas
1998	(1) Kansas 72, (3) Oklahoma 58	1998	Paul Pierce, Kansas
1999	(3) Kansas 53, (5) Oklahoma State 37	1999	Jeff Boschee, Kansas
2000	(1) Iowa State 70, (3) Oklahoma State 58	2000	Marcus Fizer, Iowa State
2001	(3) Oklahoma State 54, (4) Texas 45	2001	Nolan Johnson, Oklahoma
2002	(2) Oklahoma 64, (1) Kansas 55	2002	Hollis Price, Oklahoma
2003	(2) Oklahoma 49, (5) Missouri 47	2003	Hollis Price, Oklahoma
2004	(1) Oklahoma State 65, (2) Texas 49	2004	Tony Allen, Oklahoma State
2005	(3) Oklahoma State 72, (4) Texas Tech 68	2005	Joey Graham, Oklahoma State
2006	(2) Kansas 80, (1) Texas 68	2006	Mario Chalmers, Kansas
2007	(1) Kansas 88, (2) Texas 84 (OT)	2007	Kevin Durant, Texas
2008	(2) Kansas 84, (1) Texas 74	2008	Brandon Rush, Kansas
2009	(3) Missouri 73, (9) Baylor 60	2009	DeMarre Carroll, Missouri
<b>2010</b>	<b>(1) Kansas 72, (2) Kansas State 64</b>	2010	Sherron Collins, Kansas
2011	(1) Kansas 85, (2) Texas 73	2011	Marcus Morris, Kansas
2012	(2) Missouri 90, (4) Baylor 75	2012	Kim English, Missouri
<b>2013</b>	<b>(1) Kansas 70, (2) Kansas State 54</b>	2013	Jeff Withey, Kansas
2014	(4) Iowa State 74, (7) Baylor 65	2014	DeAndre Kane, Iowa State
2015	(2) Iowa State 70, (1) Kansas 66	2015	Georges Niang, Iowa State
2016	(1) Kansas 81, (2) West Virginia 71	2016	Devonte' Graham, Kansas
2017	(4) Iowa State 80, (2) West Virginia 74	2017	Monte Morris, Iowa State
2018	(1) Kansas 81, (3) West Virginia 70	2018	Malik Newman, Kansas
2019	(5) Iowa State 78, (3) Kansas 66	2019	Marial Shayok, Iowa State
2020	cancelled due to COVID-19	2020	cancelled due to COVID-19
2021	(3) Texas 91, (5) Oklahoma State 86	2021	Matt Coleman, Texas
2022	(1) Kansas 74, (3) Texas Tech 65	2022	Ochai Agbaji, Kansas



# Wildcats™

2022-23 MEN'S BASKETBALL

## HISTORY

A Championship Tradition // 204-207  
Coaching History // 208-209  
All-Time Lettermen // 210-211  
All-Time Jersey Numbers // 212-213  
Career Statistics // 214-224  
Traditions // 225  
Nichols Gym // 226  
Ahearn Field House // 227  
This is K-State Basketball // 228



A CHAMPIONSHIP

# TRADITION

**K-State's coaching ledger** reads like a **who's who** of **basketball's greatest minds**. These **11 coaches** guided the **Wildcats** to some of their **most successful seasons**, including nearly **1,400 wins**, **4 Final Fours**, **31 NCAA Tournaments** and **17 league titles**.

## JACK GARDNER

1939-42; 1946-53

146-81



**Jack Gardner** had great numbers, great teams and great results. That is why he is enshrined in the Naismith Hall of Fame, basketball's highest reward. It's also the reason that he is often credited with beginning the great basketball tradition that exists at Kansas State today.

Simply stated, Gardner got it all started. Interestingly, he is the only head coach in school history to hold the top position on two different occasions (1939-42; 1946-53).

His second stint at the school resulted in some of the best basketball ever played in Manhattan.

Entering the 1946-47 season, Kansas State hadn't finished above the .500 mark for 15 years, but Gardner, renowned for his tactical prowess, rallied the Wildcats to a 14-10 season in the initial season of his second go-around. By his second season in 1947-48, the Wildcats had posted their first-ever 20-win season and captured both the Big Seven regular-season and Holiday Tournament titles. The 1950-51 squad, perhaps the school's best-ever, would soar to a 25-4 record and become the only team to play for a national championship, losing to Kentucky, 68-58, in the finals. Gardner's teams won a total of three conference crowns in seven years and captured two Big Eight Holiday Tournament titles, in addition to finishing the year ranked in the Top 20 on two occasions. He would finish his tenure with a 146-81 (.643) record, including a stunning 126-47 (.730) mark in his final seven seasons.

Aside from his on-the-court achievements, Gardner is remembered as the force behind the construction of Ahearn Field House in 1950. His successful teams of the late 1940s drove basketball fans in the state of Kansas into a frenzy, and tickets were as rare as the losses. After nearly a decade of trying to persuade state legislators, the new arena became a reality in December 1950.

Gardner, a native of New Mexico and a graduate of USC, responded with the 1950-51 team which was arguably the best in school history and one of two that would go to the Final Four during his tenure (the other was in 1947-48).

The 1950-51 squad led by All-American **Ernie Barrett** is still the only team in school history to advance to the NCAA title game.



Gardner left K-State in 1953 to take over the head coaching reins at Utah, where he remained for 18 years. He led the Utes to six NCAA Tournament appearances and two trips to the Final Four. He finished his career in Salt Lake City with a 339-154 record while winning seven conference titles. Between 1959-62, his Utah teams posted a 72-14 record. Overall, he posted a 486-235 (.674) mark in 28 seasons as a head coach.

Gardner, who was inducted into the Kansas Sports Hall of Fame in 2000, has been inducted into 11 different Hall of Fames. He is also a member of the Southern Utah Hall of Fame, Utah All-Sports Hall of Fame, State of Utah Basketball Hall of Fame, Naismith Basketball Hall of Fame, Helms Foundation Hall of Fame, the Crimson Club (Utah), the Modesto (Calif.) Junior College Hall of Fame and the Redlands (Calif.) High School Hall of Fame and the College Basketball Hall of Fame. He was the 1982 winner of the National Association of Basketball Coaches' Golden Anniversary Award.

Gardner worked as a consultant for the NBA's Utah Jazz from 1979 until 1991. Gardner, who passed away on April 9, 2000, is credited with discovering Gonzaga's **John Stockton** while working for the Jazz.



**LON KRUGER**  
1987-90

**JACK GARDNER**  
1939-42; 1946-53





*Jack Hartman*

**JACK HARTMAN**  
1970-86

*Lowell 'Cotton' Fitzsimmons*

**LOWELL "COTTON" FITZSIMMONS**  
1968-70

*Fred 'Tex' Winter*

**FRED "TEX" WINTER**  
1954-68

**FRED "TEX" WINTER**

1953-68

261-118



**Morice Fredrick "Tex" Winter** was an assistant coach during **Jack Gardner's** glory years. He was a natural to succeed his mentor, although the early years were tough. So tough, in fact, that at one point signs sprouted saying, "Spring is here, Winter must go."

Fortunately, Winter stayed, and it was a "long, hard Winter" for K-State foes for 15 years. An innovator of the "triangle offense," he earned a reputation as one of the most

creative offensive coaches in the land and in 1962, published a book on the offense entitled *The Triple-Past Offense*.

Winter owns the second-most wins (261) of any Kansas State coach, and laid claim to more league titles (eight) than any other Wildcat coach. He would lead the school to postseason play seven times, including six trips to the NCAA Tournament. K-State won the Big Eight Holiday Tournament four times under his leadership, and achieved top 20 finishes on four occasions.

He helped the Wildcats to a No. 1 ranking twice in his career, including for the first time in school history for four weeks in late February and early March 1958 and again for two weeks at the end of the 1959 season. Eleven players achieved all-league honors under Winter, and two (**Jack Parr** and **Bob Boozer**) were All-Americans. He was also named the United Press International (UPI) National Coach of the Year in 1959.

There were several outstanding teams under Winter, two of which made trips to the Final Four in 1959 and 1964. Spearheaded by the play of **Bob Boozer**, the 1958-59 team was ranked among the nation's top-5 for most of the season and spent numerous weeks as the nation's No. 1 ranked team before falling in the Midwest Regional Finals to **Oscar Robertson** and No. 5 Cincinnati. Then, in 1964, the Wildcats charged back to the Final Four, finally being eliminated by eventual champion UCLA, 90-84.

A native of Huntington Park, Calif., Winter began his coaching career as the first full-time assistant at K-State for **Jack Gardner** from 1947-51. Like Gardner, he graduated from USC (in 1947), where he learned the triangle offense from **Sam Barry**. An All-American pole vaulter for the Trojans, he became the youngest coach in the nation at Marquette in 1951, guiding the Warriors to the National Catholic Championship in his first season. After his second season at Marquette, he replaced Gardner as head coach at K-State in 1953.

Following his departure from K-State in 1968, Winter served shorter stints as head coach at Washington (1969-72), the NBA's Houston Rockets (1972-74), Northwestern (1975-78) and Long Beach State (1978-83). In total, he won 454 games in college, while he went 51-78 with the Rockets.

In 1985, Winter started another chapter of his life, serving as an assistant coach with the NBA's Chicago Bulls under famed 11-time championship head coach **Phil Jackson** and teaching the triangle offense to **Michael Jordan**. Winter was hired to the position by Chicago general manager **Jerry Krause**, an old friend he had met while at K-State.

As an assistant to Jackson, Winter was an integral part of the Bulls' NBA championships in 1991, 1992, 1993, 1996, 1997 and 1998. He followed Jackson to the Los Angeles Lakers in 1999, where he collected four more championship rings in 2000, 2001, 2002, and 2009.

A member of both the state of Kansas Sports Hall of Fame and K-State Sports Hall of Fame, Winter earned recognition to the National Collegiate Basketball Hall of Fame in 2010 and the Naismith Memorial Basketball Hall of Fame in 2011. He is the fourth person with K-State ties in the Naismith Hall of Fame, joining former mentor **Jack Gardner** who was elected in 1984, former player **Bob Boozer**, who was a part of the 1960 U.S. Olympic Team elected in 2010 and **Mitch Richmond**, who was selected in 2014.

This was Winter's second honor from the Naismith Hall of Fame, as he was named the 1998 winner of the John Bunn Award for lifetime achievement. K-State once again honored Winter in January 2015 by dedicating the drive leading to the Wildcats' Ice Family Basketball Center in his name.

One of only two people to be affiliated with all four of K-State's Final Four teams, Winter passed away at the age of 96 on October 10, 2018 at his home in Manhattan, Kansas.



LOWELL 'COTTON' FITZSIMMONS

1968-70

34-20



Lowell "Cotton" Fitzsimmons and Tex Winter had at least three things in common. Neither used their given first name, both took over the head coaching job at K-State after serving as an assistant coach and both are remembered for a coaching style marked by personality and their winning ways.

Fitzsimmons was a menace in the Big Eight in his two years, winning 34 games, including 19 in league play, and finishing among the top two in both seasons. His 1968-69 squad was the league runner-up in his initial campaign, then won the league crown in his second and final season with a 10-4 mark in 1969-70. His second team eclipsed the 20-win mark, advanced to the Sweet 16 of the NCAA Tournament and earned Fitzsimmons 1970 Big Eight Coach of the Year honors. It was the school's first 20-win season and first trip to the NCAA Tournament in six seasons since advancing to the 1964 Final Four. He saw three players earn All-Big Eight honors in his tenure, including Steve Honeycutt in 1969 and Jerry Venable and Bob Zender in 1970.

Fitzsimmons was colorful, literally. He became the first coach to ever add a third color to the uniforms, when he attached a gold trim during his stay. Of a less literal, Fitzsimmons' style drew attention, too. His first team finished 14-12, but that 1968-69 squad averaged more fans (12,166 per game) than any team in the history of Ahearn Field House.

A native of Hannibal, Missouri, Fitzsimmons began his coaching career at Moberly (Mo.) Junior College, where he compiled a 224-58 (.794) record in 11 years and won national titles in 1966 and 1967. He was twice named the National Junior College Coach of the Year. He spent one season as an assistant coach to Winter before being named head coach in 1968, helping the Wildcats to a 1969 Big Eight title and the NCAA Midwest Regional Semifinals.

Fitzsimmons left K-State in 1970 to become head coach of the Phoenix Suns, the first of three coaching stints with the franchise. He went on to coach 21 seasons in the NBA, compiling the 16th-most victories in the league's history with an 832-775 (.518) record with five teams - Phoenix (1970-72; 1988-92; 1996-97), Atlanta Hawks (1972-76), Buffalo Braves (1977-78), Kansas City Kings (currently the Sacramento Kings) (1978-84) and San Antonio Spurs (1984-86). He was twice named NBA Coach of the Year, first in 1978-79 with the Kansas City Kings and lastly in 1988-89 with the Phoenix Suns.

Fitzsimmons received the highest honor of his esteemed career in 2021, as he was one of 16 individuals selected to the 2021 class of the Naismith Memorial Basketball Hall of Fame. Formally inducted on September 11, 2021, he is the fifth individual with K-State ties named to the Hall of Fame and third head coach. He was also inducted into the Phoenix Suns' Ring of Honor in 2005.

Fitzsimmons was Senior Executive Vice President for the organization before his passing at the age of 72 in July 2004 due to complications from lung cancer.



JACK HARTMAN

1970-86

295-169




Shrewd, calculating and intense all describe the winningest coach in Kansas State history.

Jack Hartman endeared himself to K-Staters for a number of reasons, but none more memorable than his ability to take seemingly less talented teams and consistently come out on the winning side of the ledger.

Hartman led K-State to 295 wins, three Big Eight titles, two Big Eight Tournament championships and nine postseason appearances during his 16 seasons as head coach. He saw the Wildcats register 20 or more wins seven times, including 24 wins in both 1976-77 and 1980-81. He also guided the Wildcats to the NCAA Tournament seven times (1972, 1973, 1975, 1977, 1980, 1981, 1982), including four trips (1972, 1973, 1975, 1981) to the Elite Eight. His teams finished the season ranked among the Top 20 five times, including the No. 7 (UPI) and No. 9 (AP) rankings in 1972-73.

Hartman was honored as National Coach of the Year by the National Association of Basketball Coaches (NABC) after the 1980-81 season. Led by All-American Rolando Blackman, the eight-seeded Wildcats charged into the NCAA West Regional Finals on the strength of upset wins over San Francisco, No. 2 Oregon State and No. 19 Illinois. The Wildcats were denied their first Final Four in 17 years by No. 6 North Carolina in the finals. He was also named Big Eight Coach of the Year following the 1974-75 and 1976-77 seasons.



In 23 years of coaching at the Division I level (the other seven coming at Southern Illinois from 1962-70), Hartman compiled a 439-233 (.653) record. He also enjoyed success in the community college ranks, posting a 150-46 (.765) mark in seven seasons at Coffeyville (Kan.) Community College from 1955-62. During his stint at Coffeyville, he was one of the few coaches to take a junior college team through a season undefeated, including the national title, as his 1962 squad went 32-0. In addition, he was the head coach for the United States at the 1983 Pan American Games, and led the Americans to the gold medal.

Hartman coached a number of future pros. While at Southern Illinois, he tutored Walt Frazier, and at Kansas State, he produced players like legends Rolando Blackman, Mike Evans, Lon Kruger, Ed Nealy and Chuckie Williams. In all, he coached 10 All-Americans, five Big Eight Players of the year and 16 first team All-Big Eight selections.

Prior to his stint at K-State, Hartman led Southern Illinois to a 144-64 (.692) record from 1962-70, guiding the Salukis to the 1967 NIT title with a 24-2 record. The championship helped Hartman gain *The Sporting News* Coach of the Year honors at end of the season.

A native of Dewey, Oklahoma and a two-sport star at Oklahoma State, Hartman played professionally on the gridiron. After garnering All-Missouri Valley Conference honors as the Cowboys' quarterback, he played for the CFL's Saskatchewan. He was also an outstanding basketball player for OSU, and played for the legendary Henry Iba.

After retiring from coaching in 1986, Hartman served as a color analyst for the Wildcat Television Network as well as the Big Eight television package. He served as interim coach of the women's basketball team during the 1995-96 season, guiding the squad to a 3-4 record. He remained active in K-State Athletics until his death at the age of 73 on November 6, 1998.

LON KRUGER

1987-90

81-46



A two-time Big Eight Player of the Year for K-State in 1973 and 1974, Lon Kruger is remembered for many accomplishments as the Wildcats' head coach from 1986-90. At the top of that list, one will find four consecutive trips to the NCAA Tournament.

Despite K-State's reputation, no coach had been able to secure four straight trips to the prestigious event. Kruger changed all that by taking the Wildcats to the NCAA Tournament in each of his four years at the helm, and became the first coach in school history to win 20 games in his initial season.

His best team was the 1987-88 club, which featured All-American and 2014 Naismith Hall of Fame inductee Mitch Richmond. That squad tied the school record for wins at 25-9 and advanced all the way to the Midwest Regional title game at Pontiac, Michigan, where the Wildcats lost to eventual champion Kansas. Following that season, he was named NABC District Coach of the Year.

With a coaching style marked by calculated precision and calm under pressure, Kruger led the Wildcats to several triumphs that will be recalled for many years to come. His upsets of some of the nation's highest-ranked teams became almost routine as his trips to the NCAA Tournament.

A native of Silver Lake, Kansas, Kruger was a three-year letterman for head coach Jack Hartman from 1971-74, winning Big Eight Player of the Year accolades in both 1973 and 1974. He scored 1,063 points in his career, including a 17.6-point average his senior year, and his jersey was retired in 2006.

Kruger served as an assistant to Hartman for four years from 1978-81 before accepting the head coaching position at Texas-Pan American (now Texas-Rio Grande Valley) in 1982. He spent five years at UTPA before following his mentor as head coach at K-State in 1986.

Following his stint at K-State, Kruger moved onto Florida for six seasons (1990-96) where he led the Gators to 104 wins and the 1994 Final Four. He left Florida in 1996 to become head coach at Illinois for four years (1996-2000), guiding the Fighting Illini to 81 victories, three three NCAA Tournaments (1997, 1998, 2000) and a Big Ten crown in 1998. He left to take over as head coach of the NBA's Atlanta Hawks in May 2000, compiling a 69-122 record with the Hawks before being replaced on Dec. 26, 2002.

Kruger returned to the college game in March 2004 when he was named head coach at UNLV. He led the Runnin' Rebels to 161 wins and six postseason appearances in seven seasons (2004-11), which included four NCAA Tournaments (2007, 2008, 2010, 2011).

Kruger left Las Vegas in 2011 to take the head coaching job at Oklahoma, where he led the Sooners to 195 wins and seven



NCAA Tournament appearances in 10 seasons before retiring in March 2021. His Sooner tenure was highlighted by his second trip to the Final Four in 2016.

In 2012-13, Kruger became the first coach in NCAA history to take five different schools (K-State, Florida, Illinois, UNLV and Oklahoma) to the NCAA Tournament, while he was the first to take four schools to the Sweet 16 since the tournament expanded to 64 teams. He was also the first coach to take five schools to multiple NCAA Tournament appearances.

Kruger retired from the coaching profession on March 25, 2021 to help his son, Kevin, who was named the head coach at UNLV. He finished his career with a 674-432 (.609) overall record in 35 seasons, including 100 or more wins at Florida (104), UNLV (161) and Oklahoma (195). His teams advanced to the NCAA Tournament 20 times, including Final Four appearances in 1994 and 2016. He will be inducted into the College Basketball Hall of Fame in November 2022.



**DANA ALTMAN**

1990-94

68-54



Although his four-year tenure as head coach only produced one NCAA Tournament, **Dana Altman's** tenure will be remembered most for his uncanny ability to win close ball games, and for pulling off some of the biggest upsets in school history, including top-ranked Kansas in 1994 at historic Allen Fieldhouse.

Altman's teams were a remarkable 28-13 in games decided by six points or less, which included a 6-1 mark in one-point games.

Picked to finish last in the Big Eight, his 1992-93 club won 11 games in the final minute, earned the school's first Top 25 ranking in five seasons, finished 19-11, reached the championship game of the Big Eight Tournament and returned K-State to the NCAA Tournament for the first time since 1990. Altman was named Big Eight Coach of the Year in 1993 and he capped the season by upsetting No. 6 Kansas, 74-67, in the Big Eight Tournament semifinals.

The following season, Altman made it two in a row over Kansas when he upset the top-ranked Jayhawks, 68-64, at Allen Fieldhouse. The 1993-94 squad finished the year with a 20-14 record and advanced to the NIT Final Four in New York City. During the team's run to the NIT semifinals, **Askia Jones** broke the school single-season scoring mark with 62 points against Fresno State on March 24, 1994. Jones still holds single-game records for 3-point field goals (14) and attempted (18) for his historic performance as well as single-season marks for 3-point field goals made (110) and attempted (279).

Altman has posted a 710-367 (.659) record in 34 seasons as head coach, which includes stints at Marshall (1989-90), Creighton (1994-2010) and Oregon (2010-present). He built the Bluejays into one of the top mid-major programs, posting 327 wins in 16 seasons with three Missouri Valley Conference regular season and six tournament titles and seven trips to the NCAA Tournament. He has continued his impressive work at Oregon, where he has led the Ducks to 300 wins, seven NCAA Tournaments and a trip to the 2017 Final Four.

Altman's teams have made 24 consecutive postseason appearances (1998-2022), including 14 trips to the NCAA Tournament with three Sweet 16s (2013, 2019, 2021), two Elite Eights (2016, 2017) and a Final Four (2017).

**TOM ASBURY**

1994-2000

85-88



**Tom Asbury** continued the rich tradition of Kansas State basketball, guiding the Wildcats to 85 wins from 1994 to 2000 to go with three postseason appearances, including a trip to the NCAA Tournament in 1996.

Asbury was hired after an impressive six-year stint at Pepperdine, where he guided the Waves to 125-59 (.679) record from 1989-94 and three West Coast Conference regular-season and tournament titles. He also led the Waves to five trips to the postseason,

including three NCAA Tournaments (1991, 1992 and 1994). He was also named the West Coast Conference (WCC) Coach of the Year following the 1990-91 and 1991-92 seasons.

Known for developing tough defensive teams, Asbury guided K-State to its first NCAA Tournament appearance in three seasons in just his second season at the helm, as his 1995-96 squad advanced to the East Region where they lost to No. 23 New Mexico.

Asbury helped the team to back-to-back trips to the Postseason NIT in 1997-98 and 1998-99. His 1998-99 team led the nation in field goal percentage defense, as the Wildcats held opponents to just 37.1 percent shooting from the field. That squad posted the 19th 20-win season in school history and the first in five years.

Upon leaving K-State, Asbury entered private business before returning to bench as an assistant coach to **Mark Gottfried** at Alabama from 2003-07. After a brief retirement, he returned to the sidelines in 2008 for his second stint at Pepperdine, guiding the Waves for three seasons (2008-10) before retiring for good in 2010. He concluded his career with a 242-212 (.533) record in 15 seasons at Pepperdine (1988-94; 2008-10) and K-State (1994-2000).

**JIM WOOLDRIDGE**

2000-06

83-90



When **Jim Wooldridge** was hired as K-State's head coach in 2000, he brought with him the reputation as a builder of programs. After all, he spent 16 years mastering the art at places like as Central Missouri, Texas State and Louisiana Tech.

Hired after a stint coaching with the NBA's Chicago Bulls, alongside **Tim Floyd** and coaching icon **Tex Winter**, Wooldridge rebuilt a program that had won just nine games the year before he arrived to

double-digit wins in each of his six seasons (2000-06) at the helm. His 83 wins rank eighth on the all-time coaching wins list.

After slowing but steadily improving the K-State program, Wooldridge guided the Wildcats to their first winning season in six years in 2004-05 with a 17-12 record. The team started the year with eight wins in a row, which represented the best start by a squad since the 1979-80 team also started 8-0 en route to the school's best non-league record (10-1) since 1993-94. The Wildcats went on to tally six wins over teams that advanced to the postseason. The squad had a number of near misses, as seven of their Big 12 losses came by 10 points or less, including two on last-second shots and two in overtime. Despite 17 wins, including a sweep of Missouri, the team did not advance to the postseason.

Wooldridge again had the Wildcats off to quick start in 2005-06, as the team won seven of its first eight games and ended non-league play with a 9-2 mark. However, his tough luck continued as the Wildcats set a school-record by losing nine games (including seven in Big 12 play) by five points or less. Two of these defeats came in overtime and two came in back-to-back one-point losses to No. 7 Texas and No. 20 Oklahoma.

Wooldridge returned to the coaching ranks at UC Riverside in 2007, posting a 70-112 record before retiring from coaching in 2013 to become the school's athletics director. He moved two years later to become athletics director at Riverside City College before retiring in 2020. He finished his coaching career with a 382-349 (.537) overall record in 25 seasons.

**BOB HUGGINS**

2006-07

23-12



Although his tenure as Kansas State's head coach lasted just one season in 2006-07, legend **Bob Huggins** left an indelible mark upon the program.

Hired as the 22nd head coach on March 23, 2006, Huggins came to K-State as one of the most successful coaches in the country with over 500 career wins and 15 trips to the NCAA Tournament to his credit, including the 1992 Final Four.

Huggins helped guide the Wildcats to their first 20-win season and first postseason appearance in eight seasons, as his squad posted a 23-12 record and advanced to the second round of the Mastercard NIT. The 23 wins were the most-ever by a first-year coach in school history and the most since the 1987-88 squad tied the school record with 25 victories.

In addition, Huggins also helped the program to one of its best ever in the Big 12 era, as the Wildcats earned their first bye in the league tournament with a fourth-place finish and a 10-6 record. In the process, K-State snapped nationally-ranked Texas' 22-game home court winning streak (its only home loss), swept the series from rivals Missouri (just second time since 1982), Iowa State and Colorado. The team's win over Vermont in the first round of the NIT was the Wildcats' first postseason victory since 1994.

Huggins left K-State in 2007 to become head coach at his alma mater, West Virginia, where he has led the Mountaineers to 326 wins and 10 NCAA Tournament appearances in 15 seasons, including a trip to the 2010 Final Four.

Huggins received the ultimate honor in 2022 when he was inducted into the Naismith Basketball Hall of Fame. One of just six coaches in NCAA Division I history to win 900 games, he enters the 2022-23 campaign with a 916-399 (.697) overall record in 40 seasons with 24 NCAA Tournaments to his credit.

**FRANK MARTIN**

2007-12

117-54



Just like it had done twice before when it elevated assistants **Tex Winter** (1953) and **Cotton Fitzsimmons** (1968) to the head coaching spot, K-State tapped **Bob Huggins'** top assistant **Frank Martin** as his replacement in 2007.

The fiery Martin, a native of Miami, Florida, took the baton from Huggins and led the school to one of its greatest stretches in its long and storied history. He helped the Wildcats to a 117-54 (.684) overall record,

including a 50-32 (.610) mark in Big 12 play, and the team advanced to the postseason each of his five seasons, including four trips to the NCAA Tournament (2008, 2010, 2011 and 2012). He is the first head coach in school history to post five consecutive 20-win seasons and the first to guide the Wildcats to the postseason in each of his first five years. His 117 wins rank fifth in school history.

Hired as the 23rd head coach on April 6, 2007, Martin posted one of the most successful inaugural campaigns in school history. He guided the Wildcats to a 21-12 record in 2007-08, including a third-place finish in the Big 12, and broke a 12-year drought in the NCAA Tournament. He became just the second rookie head coach in school history to lead his team to the NCAA Tournament and the first since **Lon Kruger** in 1986-87. Under his tutelage, **Michael Beasley** posted one of the greatest seasons ever by a college freshman, averaging 26.2 points and 12.4 rebounds en route to earning consensus National Freshman of the Year honors and National Player of the Year honors from a number of outlets. Beasley became the first consensus first team All-American since 1959.

After an NIT finish in year two, Martin helped K-State to its first Elite Eight appearance in 22 seasons in 2009-10. Led by All-Americans **Denis Clemente** and **Jacob Pullen**, the Wildcats won a school-record 29 games and finished in a tie for second in the Big 12. In all, the team set 23 team and individual school records, including the scoring mark (2,949). For his effort, Martin was the Big 12 Coach of the Year and a runner-up for the AP's National Coach of the Year.

Martin left K-State in March 2012 for the head coaching job at South Carolina, where he won 171 games and advanced to the 2017 Final Four in 10 seasons. He was hired as the head coach at Massachusetts (UMass) on March 22, 2022.

**BRUCE WEBER**

2012-22

184-147



K-State turned to one of the winningest active Division I coaches to replace Martin, as **Bruce Weber** was selected as the school's 24th head coach on March 31, 2012.

Mentored by K-State alumnus **Gene Keady** during his 19 years as an assistant coach at Purdue before head coaching stints at Southern Illinois (1998-2003) and Illinois (2003-11), Weber enjoyed immediate success, guiding the Wildcats to a 27-8 record and a 14-4 mark in league play en

route to its first-ever Big 12 regular-season title and a school-record fifth consecutive trip to the NCAA Tournament in 2012-13. The 27 wins remain the second-most in school history, while the 14 in conference play tied the school record held by the 1958-59 team (and again tied in 2018-19). The league title was the 18th in school history and the first since the 1976-77 season, as he became the first sixth coach to be named league Coach of the Year.

Weber helped K-State to four more trips to the NCAA Tournament, including three in a row from 2017-19, while his 2018 team made the school's first trip to the Elite Eight in eight years, which included the first-ever win over Kentucky in the Sweet 16. During the 2018 NCAA Tournament run, he became just the 10th Division I head coach to take three schools to the Sweet 16. The following season in 2018-19, he guided the Wildcats to a second Big 12 title with a 14-4 mark.

Weber's 184 wins are the third-most by a head coach in school history, trailing Hall of Famers **Jack Hartman** and **Fred "Tex" Winter**. He is one of four coaches with multiple conference championships (**Zora Clevenger**, **Jack Gardner** and **Winter**). He is the fourth coach to take the school to at least five NCAA Tournaments in a tenure, while only Hartman (with seven) had more 20-win seasons. Among his five 20-win seasons were consecutive 25-win campaigns in 2017-18 and 2018-19 for the first time in school history.



All-Time Head Coaches

Coach (Alma Mater)	Years	Years	Games	Overall		Conf.		Conf. Titles	Conf. Tourn.		NCAA		20-win Seasons	.500+ Seasons	vs. Top 25	
				W-L	Pct.	W-L	Pct.		W-L	Pct.	App.	W-L				
C.W. Melick	1905-06	1	15	6-9	.400	—	—	—	—	—	—	—	—	0	—	
Mike Ahearn (Massachusetts State College, '04)	1906-11	4	46	22-24	.478	—	—	—	—	—	—	—	—	2	—	
Guy Lowman (Springfield College, '05)	1911-14	4	59	38-21	.644	7-5	.583	—	—	—	—	—	—	4	—	
Carl J. Nermer	1914-16	2	34	19-15	.559	13-13	.500	—	—	—	—	—	—	1	—	
Zora G. Clevenger (Indiana, '03)	1916-20	4	71	54-17	.761	38-17	.691	2	—	—	—	—	—	4	—	
E.A. Knoth	1920-21	1	17	12-5	.706	9-4	.692	—	—	—	—	—	—	1	—	
E.C. Curtiss	1921-23	2	33	5-28	.152	5-24	.172	—	—	—	—	—	—	0	—	
Charles Corsaut	1923-33	10	170	89-81	.524	61-63	.492	—	—	—	—	—	—	7	—	
Frank Root (Kansas State, '14)	1933-39	6	110	38-72	.345	19-47	.288	—	—	—	—	—	—	2	—	
*Jack Gardner (USC, '32)	1939-42	3	54	20-34	.370	8-22	.267	—	—	—	—	—	—	0	—	
Chili Cochrane	1942-43	1	20	6-14	.300	1-9	.100	—	—	—	—	—	—	0	—	
Cliff Rock (Emporia State, '38)	1943-44	1	22	7-15	.318	1-9	.100	—	—	—	—	—	—	0	—	
Fritz Knorr (Kansas State, '32)	1944-46	2	47	14-33	.298	6-14	.300	—	—	—	—	—	—	0	—	
*Jack Gardner (USC, '32)	1946-53	7	173	126-47	.728	58-24	.707	3	—	—	2	4-3	2	7	7-7	
Fred "Tex" Winter (USC, '47)	1953-68	15	379	261-118	.689	144-56	.720	8	—	—	6	7-9	5	14	16-20	
Lowell "Cotton" Fitzsimmons (Midwestern, '55)	1968-70	2	54	34-20	.630	19-9	.679	1	—	—	1	1-1	1	2	4-3	
#Jack Hartman (Oklahoma State, '50)	1970-86	16	464	295-169	.636	133-91	.594	1	6-7	.462	2	7	11-7	7	13	22-48
Lon Kruger (Kansas State, '75)	1986-90	4	127	81-46	.638	34-22	.607	—	4-4	.500	—	4	4-4	2	4	8-19
Dana Altman (Eastern New Mexico, '80)	1990-94	4	122	68-54	.557	19-37	.339	—	2-4	.333	—	1	0-1	1	3	6-18
Tom Asbury (Wyoming, '68)	1994-2000	6	173	85-88	.491	29-63	.315	—	4-6	.400	—	1	0-1	1	3	3-39
%Jim Wooldridge (Louisiana Tech, '78)	2000-06	6	173	83-90	.480	32-64	.333	—	3-6	.333	—	—	—	—	3	5-33
Bob Huggins (West Virginia, '77)	2006-07	1	35	23-12	.657	10-6	.625	—	1-1	.500	—	—	—	1	1	1-4
Frank Martin (Florida International, '93)	2007-12	5	171	117-54	.684	50-32	.610	—	2-5	.286	—	4	6-4	5	5	19-21
^Bruce Weber (Wisconsin-Milwaukee, '78)	2012-22	10	331	184-147	.556	82-98	.456	2	8-9	.471	—	5	4-5	5	6	29-71
Jerome Tang (Charter Oak State College, '07)	2022-present	—	—	—	—	—	—	—	—	—	—	—	—	—	—	—

\*Gardner served as head coach on two occasions (1939-42 and 1946-53), posting a combined 146-81 (.643) record.

#Assistant coach Darryl Winston served as interim head coach for the last 15 games of the 1984-85 season after Hartman suffered a heart attack, posting a 5-10 record.

%Assistant coach Jimmy Elgas served as interim head coach for 2 games during the 2005-06 season after Wooldridge underwent neck surgery, posting a 1-1 record.

^Weber missed 2 games in early 2022 due to COVID-19 health and safety protocols. Assistant coach Shane Southwell served as interim coach vs. Texas on Jan. 4, 2022, while assistant coach Jermaine Henderson served as interim coach at West Virginia on Jan. 8, 2022.

Coaching Honors and Records

National Coach of the Year

- 1958 Fred "Tex" Winter (UPI)
- 1980 Jack Hartman (NABC)

Conference Coach of the Year

- 1958 Fred "Tex" Winter
- 1959 Fred "Tex" Winter
- 1960 Fred "Tex" Winter
- 1970 Lowell "Cotton" Fitzsimmons
- 1975 Jack Hartman
- 1977 Jack Hartman
- 1993 Dana Altman
- 2010 Frank Martin
- 2013 Bruce Weber

NABC District Coach of the Year

- 1988 Lon Kruger
- 2010 Frank Martin

USBWA District Coach of the Year

- 2007 Bob Huggins
- 2010 Frank Martin
- 2019 Bruce Weber

Seasons Coached

- 1. 16 Jack Hartman [1970-86]
- 2. 15 Fred "Tex" Winter [1953-68]
- 3. 10 Charles Corsaut [1923-33]
- 10 Jack Gardner [1939-42; 1946-53]
- 5. 9 Bruce Weber [2012-present]

Games Coached

- 1. 464 Jack Hartman [1970-86] \_\_\_\_\_ 295-169
- 2. 379 Fred "Tex" Winter [1953-68] \_\_\_\_\_ 261-118
- 3. 331 Bruce Weber [2012-22] \_\_\_\_\_ 184-147
- 4. 227 Jack Gardner [1939-42; 1946-53] \_\_\_\_\_ 146-81
- 5. 173 Tom Asbury [1994-2000] \_\_\_\_\_ 85-88
- 173 Jim Wooldridge [2000-06] \_\_\_\_\_ 83-90

Career Wins

- 1. 295 Jack Hartman [1970-86] \_\_\_\_\_ 295-169
- 2. 261 Fred "Tex" Winter [1953-68] \_\_\_\_\_ 261-118
- 3. 184 Bruce Weber [2012-22] \_\_\_\_\_ 184-147
- 4. 146 Jack Gardner [1939-42; 1946-53] \_\_\_\_\_ 146-81
- 5. 117 Frank Martin [2007-12] \_\_\_\_\_ 117-54

Highest Winning Percentage

- 1. .761 Zora G. Clevenger [1916-20] \_\_\_\_\_ 54-17
- 2. .706 E.A. Knoth [1920-21] \_\_\_\_\_ 12-5
- 3. .689 Fred "Tex" Winter [1953-68] \_\_\_\_\_ 261-118
- 4. .684 Frank Martin [2007-12] \_\_\_\_\_ 117-54
- 5. .657 Bob Huggins [2006-07] \_\_\_\_\_ 23-12

Conference Regular Season Wins

- 1. 144 Fred "Tex" Winter [1953-68]
- 2. 133 Jack Hartman [1970-86]
- 3. 82 Bruce Weber [2012-22]
- 4. 66 Jack Gardner [1939-42; 1946-53]
- 5. 61 Charles Corsaut [1923-33]

Highest Conference Winning Percentage

- 1. .720 Fred "Tex" Winter [1953-68] \_\_\_\_\_ 144-56
- 2. .692 E.A. Knoth [1920-21] \_\_\_\_\_ 9-4
- 3. .691 Zora G. Clevenger [1916-20] \_\_\_\_\_ 38-17
- 4. .679 Lowell "Cotton" Fitzsimmons [1968-70] \_\_\_\_\_ 19-9
- 5. .625 Bob Huggins [2006-07] \_\_\_\_\_ 10-6

Conference Regular Season Titles

- 1. 8 Fred "Tex" Winter [1953-68]
- 2. 3 Jack Gardner [1939-42; 1946-53]
- 3. 2 Zora G. Clevenger [1916-20]
- 2 Bruce Weber [2012-22]
- 5. 1 Lowell "Cotton" Fitzsimmons [1968-70]
- 1 Jack Hartman [1970-86]

Conference Tournament Wins

- 1. 8 Bruce Weber [2012-22] \_\_\_\_\_ 8-9
- 2. 6 Jack Hartman [1970-86] \_\_\_\_\_ 6-7
- 3. 4 Lon Kruger [1986-90] \_\_\_\_\_ 4-4
- 4 Tom Asbury [1994-2000] \_\_\_\_\_ 4-6
- 5. 3 Jim Wooldridge [2000-06] \_\_\_\_\_ 3-6

Conference Tournament Titles

- 1. 2 Jack Hartman [1970-86]

NCAA Appearances

- 1. 7 Jack Hartman [1970-86]
- 2. 6 Fred "Tex" Winter [1953-68]
- 3. 5 Bruce Weber [2012-22]
- 4. 4 Lon Kruger [1986-90]
- 4 Frank Martin [2007-12]

NCAA Tournament Games

- 1. 18 Jack Hartman [1970-86] \_\_\_\_\_ 11-7
- 2. 16 Fred "Tex" Winter [1953-68] \_\_\_\_\_ 7-9
- 3. 10 Frank Martin [2007-12] \_\_\_\_\_ 6-4
- 4. 9 Bruce Weber [2012-22] \_\_\_\_\_ 4-5
- 5. 8 Lon Kruger [1986-90] \_\_\_\_\_ 4-4

NCAA Tournament Wins

- 1. 11 Jack Hartman [1970-86] \_\_\_\_\_ 11-7
- 2. 7 Fred "Tex" Winter [1953-68] \_\_\_\_\_ 7-9
- 3. 6 Frank Martin [2007-12] \_\_\_\_\_ 6-4
- 4. 4 Jack Gardner [1939-42; 1946-53] \_\_\_\_\_ 4-3
- 4 Lon Kruger [1986-90] \_\_\_\_\_ 4-4
- 4 Bruce Weber [2012-22] \_\_\_\_\_ 4-5

Postseason Appearances

[NCAA and NIT Appearances]

- 1. 8 Jack Hartman [1970-86] \_\_\_\_\_ 7 NCAAAs, 1 NIT
- 2. 6 Fred "Tex" Winter [1953-68] \_\_\_\_\_ 6 NCAAAs
- 3. 5 Bruce Weber [2012-22] \_\_\_\_\_ 5 NCAAAs
- 5 Frank Martin [2007-12] \_\_\_\_\_ 4 NCAAAs, 1 NIT
- 5. 4 Lon Kruger [1986-90] \_\_\_\_\_ 4 NCAAAs

20 or more win Seasons

- 1. 7 Jack Hartman [1970-86]
- 2. 5 Fred "Tex" Winter [1953-68]
- 5 Frank Martin [2007-12]
- 5 Bruce Weber [2012-22]

Single Season Wins

- 1. 29 Frank Martin [2009-10] \_\_\_\_\_ 29-8
- 2. 27 Bruce Weber [2012-13] \_\_\_\_\_ 27-8
- 3. 25 Jack Gardner [1950-51] \_\_\_\_\_ 25-4
- 25 Fred "Tex" Winter [1958-59] \_\_\_\_\_ 25-2
- 25 Lon Kruger [1987-88] \_\_\_\_\_ 25-9
- 25 Bruce Weber [2017-18] \_\_\_\_\_ 25-12
- 25 Bruce Weber [2018-19] \_\_\_\_\_ 25-9

Single Season Conference Wins

- 1. 14 Fred "Tex" Winter [1958-59] \_\_\_\_\_ 14-0
- 14 Bruce Weber [2012-13] \_\_\_\_\_ 14-4
- 14 Bruce Weber [2018-19] \_\_\_\_\_ 14-4
- 4. 13 Fred "Tex" Winter [1960-61] \_\_\_\_\_ 13-1
- 5. 12 four times  
Jack Hartman [1972-73] (most recently) \_\_\_\_\_ 12-2



All-Time Assistant Coaches

**\*Assistant Coaches By Name**

(Since 1947)

Coach	Years at K-State
Marvin Adams	1973-76
Steve Aggers	1994-95
Jimmy Allen	1984-86
Dana Altman	1986-89
Chad Altadonna	2003-05
Andy Assaley%	2006-12
<b>Bailey Bachamp%</b>	<b>2022-present</b>
Charles Baker	2000-06
Sonny Ballard	1966-67
Brent Bargaen%	1997-2000
Ernie Barrett	1958-64
<b>Marco Borne#</b>	<b>2022-present</b>
Alvin Brooks III	2012-16
David Campbell^	1994-99
Dennis Cutts	2005-06
Dean Dannner	1980-81
Ken Darting	1985-86
Roy DeWitz	1964-66
<b>Jareem Dowling</b>	<b>2022-present</b>
Jim Eads	1977-83
Jimmy Elgas%	2000-06
Lamont Evans	2011-12
Matt Figger	2007-12
Lowell "Cotton" Fitzsimmons	1967-68
Mark Fox	1994-2000
Chester Frazier	2012-19
Charles Garrett	1970-75
Bob Gottlieb	1971-73
Greg Gensing	1986-94
Bill Guthridge	1964-67
Bob Hanson	1995-98
Hank Harris	1982-84
Butch Hawking	1998-2000
Jermaine Henderson	2019-22
Pete Herrmann	1992-94
Dalonte Hill^	2006-11
Jerry Holmes	1975-77, '83-84
Tim Jankovich	1984-86
Ben Kelso	2005-06
Jim Kerwin	1990-92
Brad Korn%	2012-13; 2016-20
Lon Kruger	1978-82
Robbie Laing	2000-02
Keith Lambert	1951-54
Chris Lowery^	2012-22
<b>Ulric Maligi^</b>	<b>2022-present</b>
Erik Martin	2006-07
Frank Martin	2006-07
Glenn Marshall	1984-86
Robert McCullum	1989-90
Mike Miller^	2000-05
<b>Rodney Perry</b>	<b>2022-present</b>
Mark Reiner	1976-78
Gene Robbins	1968-70
Howard Shannon	1954-64
Shane Southwell	2020-22
Drew Speraw%	2013-22
Randy Stange	1986-88
Ron Stewart	1987-90
<b>Kevin Sutton</b>	<b>2022-present</b>
Ken Turner	1990-94
Brad Underwood%^	2006-12
Larry Weigel	1969-71
Darryl Winston	1979-80, '82-86
Fred "Tex" Winter	1947-51
Ernie Zeigler	1999-2000

\*Includes all full-time staff (assistant coaches and support staff)

^Associate Head Coach

%Director of Operations

#Chief of Staff

Below is a listing of assistant men's basketball coaches at K-State since the 1947-48 season. According to the archives, Fred "Tex" Winter became the first official assistant coach in 1947-48 for head coach Jack Gardner. However, coaches of the freshman team were used as assistant coaches prior to that.

**Assistant Coaches By Head Coach and Year**

**Head Coach Jack Gardner [1946-53]**

1947-48	Fred "Tex" Winter
1948-49	Fred "Tex" Winter
1949-50	Fred "Tex" Winter
1950-51	Fred "Tex" Winter
1951-52	Keith Lambert
1952-53	Keith Lambert

**Head Coach Fred "Tex" Winter [1953-68]**

1953-54	Keith Lambert
1954-55	Howard Shannon
1955-56	Howard Shannon
1956-57	Howard Shannon
1957-58	Howard Shannon
1958-59	Howard Shannon, Ernie Barrett, Bob Bremner
1959-60	Howard Shannon, Ernie Barrett
1960-61	Howard Shannon, Ernie Barrett
1961-62	Howard Shannon, Ernie Barrett
1962-63	Howard Shannon, Ernie Barrett
1963-64	Howard Shannon, Ernie Barrett
1964-65	Bill Guthridge, Roy DeWitz
1965-66	Bill Guthridge, Roy DeWitz
1966-67	Bill Guthridge
1967-68	Lowell "Cotton" Fitzsimmons

**Head Coach Lowell "Cotton" Fitzsimmons [1968-70]**

1968-69	Gene Robbins
1969-70	Gene Robbins, Larry Weigel

**Head Coach Jack Hartman [1970-86]**

1970-71	Charles Garrett, Larry Weigel
1971-72	Charles Garrett, Bob Gottlieb
1972-73	Charles Garrett, Bob Gottlieb
1973-74	Charles Garrett, Marvin Adams
1974-75	Charles Garrett, Marvin Adams
1975-76	Marvin Adams, Jerry Holmes
1976-77	Jerry Holmes, Mark Reiner
1977-78	Jim Eads, Mark Reiner
1978-79	Jim Eads, Lon Kruger
1979-80	Jim Eads, Lon Kruger
1980-81	Jim Eads, Lon Kruger
1981-82	Jim Eads, Lon Kruger
1982-83	Jim Eads, Darryl Winston
1983-84	Darryl Winston, Jerry Holmes
1984-85	Darryl Winston, Jimmy Allen
1985-86	Darryl Winston, Jimmy Allen, Tim Jankovich

**Head Coach Lon Kruger [1986-90]**

1986-87	Dana Altman, Greg Gensing, Ron Stewart
1987-88	Dana Altman, Greg Gensing, Ron Stewart
1988-89	Dana Altman, Greg Gensing, Ron Stewart
1989-90	Greg Gensing, Robert McCullum, Ron Stewart

**Head Coach Dana Altman [1990-94]**

1990-91	Jim Kerwin, Ken Turner, Greg Gensing
1991-92	Jim Kerwin, Ken Turner, Greg Gensing
1992-93	Ken Turner, Greg Gensing, Pete Herrmann
1993-94	Ken Turner, Greg Gensing, Pete Herrmann

**Head Coach Tom Asbury [1994-2000]**

1994-95	Steve Aggers, David Campbell, Mark Fox
1995-96	David Campbell, Mark Fox, Bob Hanson, Brent Bargaen^
1996-97	David Campbell, Mark Fox, Bob Hanson, Brent Bargaen^
1997-98	David Campbell*, Mark Fox, Bob Hanson, Brent Bargaen^
1998-99	David Campbell*, Mark Fox, Butch Hawking, Brent Bargaen^
1999-2000	Mark Fox, Ernie Zeigler, Butch Hawking, Brent Bargaen^

**Head Coach Jim Wooldridge [2000-06]**

2000-01	Mike Miller*, Charles Baker, Robbie Liang, Jimmy Elgas^
2001-02	Mike Miller*, Charles Baker, Robbie Liang, Jimmy Elgas^
2002-03	Mike Miller*, Charles Baker, Jimmy Elgas
2003-04	Mike Miller*, Charles Baker, Jimmy Elgas, Chad Altadonna^
2004-05	Mike Miller*, Charles Baker, Jimmy Elgas, Chad Altadonna^
2005-06	Charles Baker, Jimmy Elgas, Ben Kelso, Dennis Cutts^

**Head Coach Bob Huggins [2006-07]**

2006-07	Frank Martin, Dalonte Hill, Erik Martin, Brad Underwood^
---------	--

**Head Coach Frank Martin [2007-12]**

2007-08	Dalonte Hill*, Brad Underwood, Matt Figger, Andy Assaley^
2008-09	Dalonte Hill*, Brad Underwood, Matt Figger, Andy Assaley^
2009-10	Dalonte Hill*, Brad Underwood, Matt Figger, Andy Assaley^
2010-11	Dalonte Hill*, Brad Underwood, Matt Figger, Andy Assaley^
2011-12	Brad Underwood*, Matt Figger, Lamont Evans, Andy Assaley^

**Head Coach Bruce Weber [2012-22]**

2012-13	Chris Lowery*, Alvin Brooks III, Chester Frazier, Brad Korn^
2013-14	Chris Lowery*, Alvin Brooks III, Chester Frazier, Drew Speraw^
2014-15	Chris Lowery*, Alvin Brooks III, Chester Frazier, Drew Speraw^
2015-16	Chris Lowery*, Alvin Brooks III, Chester Frazier, Drew Speraw^
2016-17	Chris Lowery*, Chester Frazier, Brad Korn, Drew Speraw^
2017-18	Chris Lowery*, Chester Frazier, Brad Korn, Drew Speraw^
2018-19	Chris Lowery*, Chester Frazier, Brad Korn, Drew Speraw^
2019-20	Chris Lowery*, Brad Korn, Jermaine Henderson, Drew Speraw^
2020-21	Chris Lowery*, Jermaine Henderson, Shane Southwell, Drew Speraw^
2021-22	Chris Lowery*, Jermaine Henderson, Shane Southwell, Drew Speraw^

**Head Coach Jerome Tang [2022-present]**

2022-23	Ulric Maligi*, Jareem Dowling, Rodney Perry, Marco Borne & Bailey Bachamp^
---------	--

\*Associate Head Coach | ^Director of Operations | &Chief of Staff

**Support Staff By Year**

**Director of Operations**

1995-2000	Brent Bargaen	2007-12	Andy Assaley
2000-02	Jimmy Elgas	2012-13	Brad Korn
2003-05	Chad Altadonna	2013-22	Drew Speraw
2006-07	Brad Underwood	<b>2022-</b>	<b>Bailey Bachamp</b>

**Director of Student-Athlete Development**

2007-08	Bruce Shingler, Jr.	2017-19	Jermaine Henderson
2008-12	Doug Edwards	2019-22	Mike Furlong
2012-13	Wayne McClain	<b>2022-</b>	<b>Austin Carpenter</b>
2013-17	Matt McCumber		

**Video Coordinator**

1993-95	Brian Fish	2017-19	Mike Furlong
2006-07	Andy Assaley	2020-21	Mason Schoen
2007-12	Dylan Lockwood	2021-22	Nate Michael
2012-13	Drew Speraw	<b>2022-</b>	<b>Anthony Winchester</b>
2013-17	Dustin Yoder		

**Strength Coach**

1997-2000	Marty Lehman	2012-16	Jimmy Price
2000-03	Marcus Kinney	2016-21	Ben O'Donnell
2003-06	Karl Kasselman	2021-22	A.J. Kloss
2006-12	Scott Greenawalt	<b>2022-</b>	<b>Phil Baier</b>

**Athletic Trainer**

1951-80	Porky Morgan	1997-98	Jim Whalen
1980-82	Richard Ray	1998-2000	Woody Graham
1982-86	Carl Cramer	2000-06	Daren Badura
1986-87	Charles Greene	2006-08	Cory Driskill
1987-90	Steve Brace	2008-09	Mike Lopriore
1990-92	Trey Maurer	2009-14	Brandon Yoder
1992-93	John Thomas	<b>2014-</b>	<b>Luke Sauber</b>
1993-97	Brant Berkstresser		

**Graduate Assistants**

1966-67	Sonny Ballard	2009-11	Lamont Evans
1968-69	Larry Weigel		Josh McCowan
1969-70	Steve Honeycutt	2011-12	Darren Kent
1970-72	Rex Barker		Eric Rodriguez
1971-73	David Lawrence	2012-13	Eric Rodriguez
1973-74	Dennis Lull		Dustin Yoder
1974-75	Michael Schaeffer	2013-15	Dennan Morrow
1975-77	Jim Eads		Kevin O'Connor
1977-78	Lon Kruger	2015-17	Mike Furlong
1978-80	Darryl Winston		Aaron Proctor
1980-81	Dean Dannner	2017-19	Shane Southwell
1981-84	Hank Harris		Ryan Strohm
1984-85	Tim Jankovich	2019-20	Mason Schoen
	Glenn Marshall	2019-21	Jordan Henriquez-Roberts
1985-86	Ken Darting		Nate Michael
1986-87	Randy Stang	2021-22	Zack Price
1987-88	Robert Turner	<b>2021-</b>	<b>Curtis Kelly</b>
1989-91	Dan O'Dowd	<b>2022-</b>	<b>Brandon Branch</b>
2000-02	Matt Mardis		Jaycee Cruz
2002-03	Chris Salinas		Jeremie Hart
2003-04	none		Matthew Parker
2004-06	Jon Craig		
2005-06	Rob Heil	<b>Volunteer Analyst</b>	
2006-07	Josh Eilert	<b>2022-</b>	<b>AI Grushkin</b>
2006-08	Dylan Lockwood		
	Brendan Foley		
2008-09	Erik Pastrana		



**A--A--A**

Abbott, James H. (F)	1956, 57, 58
Adams, Nugent (F)	1955
Adams, R.V.	1914, 15, 16
Adams, Tyrone (G/F)	1979, 80, 81, 82
Afeji, Serge (F/C)	2006, 07
Alfaro, Tom (F/G)	1984, 85
Allen, Curtis (G)	2005, 06
Amerson, Keith (F)	1990, 91
Anderson, Ron (F)	2008, 09
Armstrong, Richard	1935
Arnold, Frederick O. (F)	1968
Atchison, Phineas (G)	2001, 02
Atkins, Dana M.	1945
Auker, Eldon	1930, 31, 32
Awaji, Buchi (G)	2009

**B--B--B**

Baird, H.S. "Harry"	1909
Balding, Gary L.	1959
Ballard, Ross B. "Sonny" (G)	1958, 60
Barber, Michael (C)	1968, 69, 70
Barnard, Richard L. (G)	1964, 65, 66
Barrett, Ernie D. (G)	1949, 50, 51
Barrett, Ralph	1946
Barton, Fred (G)	1977, 78, 79, 80
Baxter, James N. (F)	1961, 62, 63
Baxter, Mark (F)	1975
Beane, Anthony (G)	1993, 94
Beard, Danny M. (G)	1972, 73, 74
Beasley, Michael (F)	2008
Beaumont, Larry	1941, 42
Bell	1910
Bell, Jack F. (G)	1945
Bengston, A.E.	1915
Bennett, Jason (C)	2007
Bergen, Gary (F)	1953
Berkholtz, Dennis L. (G)	1965, 66, 67
Bidnick, J.S.	1934
Black, Jerry (C)	1976, 77, 78
Blackman, Rolando (G/F)	1978, 79, 80, 81
Blair, G.Y.	1919
Blair, Roscoe Eugene	1909, 10
Blake, Cool	1906, 07
Bledsoe, Charles (F)	1987, 88
Boes, Glenn H.	1939
Bohm, Mark, G	1984, 85
Bolden, Brandon (F)	2015
Boozer, Robert L. (F/C)	1957, 58, 59
Bortka, John	1942, 43
Boyd, Francis W.	1932, 33, 34
Bradford, Davion (F)	2021, 22
Brannum, Clarence D. (C)	1947, 48, 49, 50
Breen, Emmet	1932, 33
Britt, Reggie (F)	1989, 90
Brittann, Maurice (F/C)	1991
Broberg, William	1911, 13, 14
Brockway, S.H.	1928, 31, 32
Brooks, R.V.	1928
Brown, Jr., Barry (G)	2016, 17, 18, 19
Brown, Fred (G)	2008, 09
Brown, Warren S. (G)	1960, 61, 62
Bryan, L.J. "Rocky"	1921
Buchanan, Quentin (F)	2000, 01, 02, 03
Budke, Austin (F)	2016, 17
Bunger, H.L.	1919, 20, 21
Bunker, K.R.	1924, 25
Burns, Allen W.	1936, 37, 38

**C--C--C**

Byers, Clifton	1925, 26, 27
Campbell, Josh (G)	2005, 06
Canby, Travis (F)	2002, 03, 04, 05
Carby, Jack (C/F)	1952, 53
Carpenter, C.C.	1909, 10
Carr, Clifford H.	1906, 07
Cassell, B.	1905
Chipman, Robert A. (G)	1972, 73
Clark, Ward L. (C)	1948
Clarke, John Allen	1917, 18, 19
Clemente, Denis (G)	2009, 10
Cleveland, H.W.	1937, 38
Cody, Jonas (G)	1983, 84
Coleman, Norris (F)	1986, 87
Collier, Aaron (F)	1992, 93
Colón, Luis (C)	2007, 08, 09, 10
Comley, Larry R. (F/G)	1960, 61
Cooley, Charles	1944
Cowell, E.R. "Shorty"	1919, 20, 21
Cowell, W.C.	1920, 21, 22
Craft, Les (F/C)	1980, 81, 82, 83
Craft, Roger L. (C)	1954, 55
Crist, Guinn	1944
Cronkite, H.O.	1930, 31
Cunningham, Deryl (F/C)	1992, 93, 94
Cushman, J.H.	1916, 17

**D--D--D**

Da Barros, Marcelo (F)	2002
Dalton, Lloyd Henry	1931, 32, 33
Danner, Dean, F.	1977, 78, 79, 80
Dassie, Larry (F)	1976, 77
Davidson, George A. (G)	1961, 62
Davis, Demond (G)	1994, 95
Davis, Duane (G)	1998
Davis, Tyrone (F)	1995, 96
DeAlmeida, Fabio (F)	1988
Dean, John R. (G)	1947, 48, 49
Degner, Neal (F/C)	1982, 83
DeJesus, Gilson (F)	2002, 03
Detouillere, Jean (G)	1990, 91
DeWitz, Roy A. (G/F)	1956, 57, 58
Diarra, Cartier (G)	2018, 19, 20
Diarra, Dramane (F)	2004, 06
Diaz, Adrian (F)	2012, 13
Dickerson, Greg A. (G)	1968
Dicus, G.B.	1927
Dies, Manny (F)	1996, 97, 98, 99
Diggins, Carlos (G/F)	1988, 89
Dirks, B. Marlo	1942, 43, 47
Dix, Keryatta (G)	2000
Dobbins, Mark (G)	1986, 87, 88, 89
Dobson, Maurille	1922
Doolen, A.H.	1923, 24, 25
Douglas, Steve A. (F/G)	1958, 59, 60
Dovlan, Art	1925
Doyen, Lee	1944
Dreier, Clarence	1939
Dresser, William (C)	1949
Droge, Dan (F)	1975, 76, 77

**E--E--E**

Eaker, Gerald (C)	1996, 97
Eddie, Percy (F)	1986, 87
Edwards, A.R. "Monk"	1926, 27, 28
Edwards, E.J.	1909, 10, 11
Edwards, Justin (G)	2015, 16
Eklblad, Robert	1944
Elder, Eddie (G)	1983, 84, 85
Ellis, Tim (G)	2003, 04
Ervin II, Caribe (G)	2016, 17
Evans, Mike (G)	1975, 76, 77, 78
Ewy, Richard D. (G)	1960, 61, 62
Ezeagu, Kaosi (F)	2021, 22

**F--F--F**

Fairbank, Paul E.	1930, 31, 32
Ferris, Frank E.	1906, 07
Findley, Donald	1944
Fischer, Larry L. (F)	1956, 57, 58
Flynn, Ronald J. (G/F)	1955
Foltz, G.A.	1918, 19
Foster, Marcus (G)	2014, 15
Foval, E.	1921, 22, 23
Foveaux, Myron	1944
Fowler, I. Loren	1910
Frank, Wally (F)	1958, 59, 60
Franklin, James (G)	2007, 08
Frazier, Keith (G)	1976, 77
Freeland, James R.	1934, 35
Freeman, A.H.	1928, 29, 30
Freeman, Ron	2016
Frederick, Mark (F)	2005, 06
Frick, Galen C. (F)	1966, 67
Fritz, Steve (G)	1989, 91
Fullington, D.M.	1917
Fulton, Floyd W.	1938

**G--G--G**

Galvao, Eduardo (G)	1981, 82, 83
Gann, E.L.	1928, 29
Gavin, Brian (G)	1993, 94, 95, 96
George, Robert E. (G)	1966, 67
Gerlach, Carl R. (C/F)	1973, 74, 75, 76
Gibson, John P. "Hoot" (F)	1950, 51, 52
Gilbert, Andre (F)	2008
Gilpin, Paul	1935, 36
Gipson, Thomas (F)	2012, 13, 14, 15
Gish, Norvelle	1944
Glover, Buster (G)	1988
Gordon, Antonio (F)	2020, 21
Gordon, DaJuan (G)	2020, 21
Gottfrid, Joe N. (C)	1962, 63, 64
Graham, Kenneth	1940, 41
Graham, Ralph M.	1932, 33, 34
Graham, Robert K. (F/G)	1959
Green, Benny (G)	1986
Green, Ronald J. (G)	1971
Griffin, Chris (G)	1997, 98, 99
Grothusen, L.W.	1923
Groves, Cortez (G)	1999, 00
Groves, Frank	1935, 36, 37
Guerrant, D.S.	1940
Gunning, Harry	1916

Guthridge, Bill (G)	1959, 60
Guy, Tom	1941

**H--H--H**

Hahn, Isaac	1911, 12
Hahn, Ray	1922, 23
Hall, David (C/F)	1970, 71, 72
Hamilton, Stanley (F)	1994, 95
Harman, Richard J. (F)	1947, 48, 49, 50
Harris, Dean (F)	1974
Harris, Lance (G)	2004, 05, 06, 07
Harris, Malek (F)	2015
Harris, Tre (G)	2015
Hart, Jarrett (G)	2003, 04
Hatcher, Elliot (G)	1995, 96
Hauck, John Harold (F)	1950
Hayden, Marques (F)	2003, 04
Haynes, L.G.	1906, 07, 09
Head, Ed (F)	1949, 50, 51
Heidrick, Jay (F)	1998, 99
Heinz, Michael K. (F)	1959, 60
Heitmeyer, J. Phil (F)	1960, 61, 62
Henson, Brian (G)	1992, 93, 94
Henson, Steve (G)	1987, 88, 89, 90
Henriquez, Jordan (F)	2010, 11, 12, 13
Hickert, Dan (C)	1978
Hill, George (C)	1993, 94, 95, 96
Hinds, G.W.	1918, 19, 20
Hinds, J.B.	1918
Hitch, Lewis R. (C)	1950, 51
Hoffman, James N. (F)	1964, 65, 66
Holman, Bruce	1942, 43, 47
Holmes, J.C.	1912
Holstrom, Norris	1940, 41
Holwender, Jim R. (G)	1957, 58, 59
Honas, Drew (G)	2021, 22
Honeycutt, Steven F. (G)	1967, 68, 69
Horacek, Jack	1940, 41, 42
Hoskins, David (G/F)	2006, 07
Howard, Burt	1946
Howard, Wylie (C)	1990, 91, 92
Howe, Daniel	1941, 42
Howell, Kelvin (F/C)	2000, 01
Howey, Harold (F)	1947, 48
Howse, Derrick (F)	1985
Hughes, Tyler (F)	2004, 05, 06
Hughes, Wheeler M. (G)	1969, 70
Hull, William L. (F)	1955
Humphrey, LaKeith (G)	1989
Hurt, Stephen (F)	2015, 16
Hutchinson, Don	1934
Hutto, L.E.	1913

**I--I--I**

Irving, Martavious (G)	2010, 11, 12, 13
Iverson, James (G)	1950, 51, 52
Iwundu, Wesley (G/F)	2014, 15, 16, 17

**J--J--J**

Jackson, Tyrone (F)	1983, 84, 85
Jackson, Vincent (F)	1992, 93
Jackson, W. Roscoe (F)	1966
Jankovich, Tim (G)	1980, 81, 82
Jedwabny, Robert L. (F)	1956
Jennings, G.S.	1919, 20, 21
Jilka, Bernard	1944
Johnson, Brady (F)	2007
Johnson, D.J. (F)	2013, 14, 16, 17
Johnson, Jerry (F)	1959
Johnson, Jerry (G)	1960, 62, 63
Johnson, Nigel (G)	2014, 15
Johnson, O.L.	1915
Johnson, Robert A. (G)	1949
Jones, Askia (G)	1990, 92, 93, 94
Jones, E.C.	1913, 14, 15
Jones, Dax	1997
Jones, Jeremy	2012
Jones, Walter	1928
Judge, Wally (F)	2010
Jung, Jerry (C)	1953, 54, 55

**K--K--K**

Kasubke, Luke (G)	2021, 22
Kecker, K.H.	1917, 19
Kelly, Curtis (F)	2010, 11
Kent, Darren (F)	2006, 07, 08, 09
Kiddoo, Clyde H. (G)	1956, 57
Kimm, Josh (G)	1999, 00
Kincheleo, Jack	1945
Kinnamon, Kade (G)	2017, 18
Kitt, Tony (F)	1999, 00
Klimek, Ed	1936, 37, 38
Knostman, Dick (C)	1951, 52, 53
Knostman, William	1917, 20, 21
Koch, Fritz	1924, 25, 26
Kohl, Fred	1942, 43
Kohl, William F., G	1954
Kramer, George R.	1937, 38, 39

Kramer, Karl	1946
Krone, Lloyd A. (G/F)	1947, 48, 49, 50
Kruger, Lon (G)	1972, 73, 74
Kusnyer, Ernie (G/F)	1971, 72, 73
Kuykendall, Charles	1921

**L--L--L**

Ladson, Tyrone (G)	1977
Laketa, Parker (F)	1983, 84
Lallott, J.	1909
Landers, Logan (F)	2022
Langton, Allan L. (G)	1947, 48, 49, 50
Langton, Scott (G)	1976, 77, 78
Langvardt, Chris	1940, 41
Larson, E.	1909, 10, 11
Larson, H.	1907
Lawrence, David (F)	1969, 70
Lawrence, Omari (G)	2012, 13, 14
Leonard, Joe (C)	1998, 99, 00, 01
Leonard, Lawrence	1914, 15, 16
Lewis, Kevin (C)	1994, 95
Lewis, Seryee (F)	2021
Lili, Dean	1941, 43
Linguard, Jr., Carlton (F)	2021, 22
Litton, Kent D. (F)	1968, 69, 70
Long, Glen C. (F)	1958, 59, 60
Lopez, Adam (G)	1998
Love III, James (F)	2018, 19, 20
Lucas, Ron (F)	1993, 94

**M--M--M**

Lull, Dennis S. (G)	1971, 72
Mahoney, Ken (G)	1948, 49
Mariotti, Gary A. (F)	1962, 63
Marsh, Chris (G)	1996, 97
Marshall, Fred (G)	1983
Marshall, Glenn (G)	1979, 80
Martin, Cartier (G/F)	2004, 05, 06, 07
Martin, Roy	1907
Massey, Jeremiah (F)	2004, 05
Massop, Tony (F/C)	1989, 90
Massoud, Ismael [Ishi] (F)	2022
Matuszak, Don V. (G)	1957, 58, 59
Matuszak, Edwin J. (G)	1961, 62, 63
Maurice, Isiah (F)	2017
Mawien, Makol (F)	2018, 19, 20
May, Ayome "Paco" (G)	1996, 97, 98, 99
Maybank, Jermaine (G)	2007
Maydew, Troy (G)	1989
McAtee, Pierson (F)	2017, 18, 19, 20
McCallum, D.C.	1911, 12, 13
McCloughry, Larry	1945
McCullough, Marcus (G/F)	1997, 98
McConnell, James R. (G)	1964
McCoy, Fred (F/C)	1988, 89
McIntyre, Kenny (G)	1993
McGuire, Mike (G)	2018, 19, 20, 21, 22
McGruder, Rodney (G)	2010, 11, 12, 13
McIrath, C.F.	1914, 15, 16
McKee, Andrew J.	1922
McKenzie, Patrick B. (F)	1960, 61, 62
McMillan, R.I.	1915, 16, 17
McNail, P.	1909, 11
McVey, L. Eugene (C)	1972, 73, 74
Meives, Joseph R. (F)	1969
Mendenhall, George	1941, 42, 43
Merriewether, Chris (G)	2007, 08, 09, 10
Mertel, Elmer	1926, 27, 28
Merten, Robert L. (F)	1957
Messner, Kenneth	1942
Meyer, Ron (C/F)	1985, 86, 87, 88
Meyer, Shawn (G)	2012, 13, 14, 15
Miguel, Selton (F)	2021, 22
Miller, Ernest	1939, 40
Miller, Jack	1936, 37
Mills, Arnold	1935
Mills, Marvin (G)	1953
Mitchell, Ben (F)	1983, 84, 85, 86
Mitchell, Steve (C)	1971, 72, 73
Molinari, James R. (G)	1974, 75
Morgan, Lee T.	1934
Morrison, Galen (G)	2000
Mourning, Judd (G)	1994
Moss, Max R. (G)	1962, 63, 64
Muff, Kevin (F)	1985, 86
Muldoon, Patrick (F)	2019
Murphy, Brent (F)	1978, 79
Murphy, Montavious (F)	2020, 21
Murrell, Willie V. (F)	1963, 64

**N--N--N**

Myles, Juevol (G)	2011
Nealy, Ed (F)	1979, 80, 81, 82
Nelson, David E. (F)	1962, 63, 64
Nelson, Mark (G)	1987, 88
Nickerson, Gaylon (G)	1992
Nigro, Alex	1929, 30, 31
Noland, Belvis (F)	1994, 95
Noland, Robert F. (F)	1974, 75, 76



Nowell, Markquis (G)	2022
Nystrom, Amer B.	1906, 07

## O--O--O

Oberg, Kenneth D.	1946
Ojeleye, Victor (F)	2009, 10, 11, 12
Olson, John W. (C)	1965, 67
Olson, Norris	1944
Orris, Michael (G)	2013
Osborne, R.R.	1926

## P--P--P

Pack, Nijel (G)	2021, 22
Paradis, Ronald E. (G)	1964, 65, 66
Parks, F.T.	1910
Parr, Jack (C/F)	1956, 57, 58
Pasco, Pervis (F)	2002, 03
Patrick, Brian (G)	2017, 18
Patrick, Gerald H. (C/F)	1947
Patzwald, Ryan (G)	2007
Payton, Jay (G)	1945, 46
Peck, Richard B. (F)	1950, 51, 52
Peete, Fred (G)	2005
Peithman, Allen E. (G)	1961, 62, 63
Peithman, Loren E. (G)	1968, 69, 70
Peterson, Devon (G)	2011
Petrakis, Joe (F)	2021
Pino, Nick (C)	1966, 67, 68
Plagge, Ernest D. (F)	1956, 57
Poma, Louis L. (F)	1963, 64, 65
Poore, Lee Kent (G)	1954, 55
Poppenhouse, Gerhard	1937, 38
Powell, Larry Joe (C/F)	1955, 56
Potuzak, Alex (F)	2011
Price, Cedric L. (C)	1959, 60, 61
Priscock, Jesse W. (C/F)	1952, 53, 54
Prudhoe, Greg (C)	1980, 81, 82
Pullen, Jacob (G)	2008, 09, 10, 11

## R--R--R

Railsback, Lee T.	1935, 36
Ramsey, Earl	1915, 16
Redding, Curtis (F)	1977, 78
Reed, Randy (F)	1981, 82
Reid, Ervin	1938, 39, 40
Reid, Josh (G/F)	1997, 98, 99, 00
Reid, Larry (G)	2001, 02
Reid, Steve (G)	1981
Rettiger, John (C/F)	1989, 90, 91, 92
Reynolds, El.	1915, 16, 17
Reynolds, Travis (F)	1999, 00, 01
Rhodes, Shawn (F)	1996, 97, 98, 99
Richards, Donald E. (G)	1958
Richards, Frank (G)	2003, 04
Richards, William H.	1946
Richardson, C.D.	1929, 30
Richmond, Mitch (G/F)	1987, 88
Ries, David (F)	1998, 99
Ridgway, Joe	1943, 45
Robertson, Joe	1939, 40

Robinson, Bernard (G)	1973
Robinson, Sammy J. (G/F)	1964, 65, 66
Roder, Jim (G)	1983, 84
Rodriguez, Angel (G)	2012, 13
Rogers, Courtney G. (F)	1970
Rohleder, Brian (G)	2012, 14, 15, 16
Root, Frank	1913, 14
Rousey, Robert L. (G)	1951, 52, 53
Roy, Jerry (G)	1961
Rumold, Perry	1923
Russell, Nick (G)	2010, 11
Russell, Ray	1929, 30

## S--S--S

Sallah, Mawdo (F)	2018
Salter, Eric (F)	1980
Sams, Patrick (G)	1990, 91
Samuels, Jamar (F)	2009, 10, 11, 12
Sanders, Martin	1911, 12, 13
Schierlamann, Charles	1936, 37
Schmidt, Todd (G)	1994
Schneider, Frederick R. (F/G)	1955, 56
Schoen, Mason (G)	2015, 16, 17, 18
Schultz, Ryan (F)	2013, 14
Schultz, William	1945, 46
Schuyler, Dan C. (G)	1951
Schwartz, Robert	1944
Scott, William (G)	1987, 88
Sechler, Phillip	1943
Seelye, Melvin	1939, 40
Seyfert, Earl H. (F)	1966, 67, 68
Shadd, Marlon (G)	1991
Shadd, Nigel (F)	2018, 19, 20
Shannon, Howard (F/G)	1948
Sharp, Guy "Jack"	1946
Shull, Dave	1913, 14
Shupe, George E. (F/G)	1968
Siebrandt, Matt (F)	2001, 02, 03
Silverwood, Kermit	1929, 30
Simmons, Lance (F)	1986, 87, 89, 90
Simons, Jeffrey C. (F)	1963, 64, 65
Sims, Ty (F)	1998, 99
Skradski, Andrew	1931, 32, 33
Skradski, Ed J.	1927, 28, 29
Sloan, David (G)	2020
Small, Louis (G)	1968
Smith, Billy Ray (F)	1989, 90
Smith, Eddie C. (F)	1969, 70, 71
Smith, Lynn (G)	1986, 87
Smith, James A. (G)	1953, 54, 55
Smith, Mark (G)	2022
Smith, Robert W. (G)	1954
Smith, Roy O. (C)	1965, 66, 67
Sneed, Xavier (F)	2017, 18, 19, 20
Snider, Douglas L. (F)	1973, 74, 75
Snider, Terry S. (G)	1969, 70, 71
Snyder, John R. (G)	1954, 55
Soldner, Steve (F)	1977, 78, 79
Souders, M.W.	1911, 12, 13
Southwell, Shane (G/F)	2011, 12, 13, 14
Specht, Henry (G)	1949, 50
Spencer, Dale	1943

Spencer, Richard	1945
Spradling, Will (G)	2011, 12, 13, 14
Stanfield, Todd (G)	1988, 89
Stauffer, Gene A. (G)	1952, 53, 54
St. John, John M.	1942
Stewart, Clint (G)	2005, 06, 07, 08
Stockard III, Levi (F)	2018, 19, 20
Stokes, Kamau (G)	2016, 17, 18, 19
Stone, Francis R. (F)	1954, 55, 56
Stone, Jack (F)	1949, 50, 51
Stoner, Oren P.	1933, 34, 35
Strickland, Hamilton (C)	1992, 93, 94, 95
Stuesser, Ralph	1945
Sulic, Ivan (F)	2000, 01, 02
Suttner, Roger W. (C)	1962, 63, 64
Sutton, Dominique (F)	2008, 09, 10
Swartzendruber, Aaron (G)	1995, 96, 97, 98

## T--T--T

Talbott, J.	1909
Tayborn, Mario (G)	2006
Taylor, Kyle (F)	2005, 06
Tebow, E.T. "Eric"	1924, 25, 26
Tellejohn, Arthur	1935
Terry, Richie (G)	2001
Third, Michael (F)	1968
Thomas, Jack Lee (G)	1970, 71, 72
Thomas, Jevon (G)	2014, 15
Thomas, Keith M.	1947
Thomas, Schyler (G)	2003, 04, 05, 06
Thornbrough, G. Wayne	1935, 36
Thornton, Joe (G)	1948, 49
Thurston, Jerry (F)	1973
Thuston, William (F)	1948
Topping, C.	1906, 07
Trice, Austin (F)	2019
Turner, Lewis	1946

## U--U--U

Underwood, Brad (G)	1985, 86
Upson, Donald (F)	1950, 51, 52

## V--V--V

Vale, Joe	1912
Vance, Warren	1944
Vantrine, R.A.	1916, 17, 18
Vasiljevic, Pero (F)	1998
Vawter, Raymond (C)	1950
Venable, Jerry N. (F)	1969, 70
Vicens, Juan "Pachin" (G)	1955, 56
Vohs, Ralph	1930, 31

## W--W--W

Wade, Dean (F)	2016, 17, 18, 19
Wainright, Amaad (G)	2018
Walker, Bill (F)	2007, 08
Walker, Ty (G)	1986
Wallace, Donnie (F)	2000, 01
Wallace, Harry E. (G)	1956, 57

Wann, Gill	1924
Warta, Ben (G)	1994
Watkins, Lafayette (F/G)	1982, 83, 84
Watson, Eric (G)	1984, 85
Weatherby, James	1945
Weatherby, David J. (F)	1946, 47, 48
Webb, Jeffrey W. (G)	1968, 69, 70
Webber, H.G.	1922, 23, 24
Weddie, H.M.	1925, 26, 27
Weigel, Larry N. (G)	1965, 66, 67
Weller, Harold R.	1929, 34
Wells, Eddie D.	1917
Werner, Justin (G)	2009
Wesche, Homer	1937, 38, 39
Whedon, E.F.	1918
Whipple, G.	1911
White, Lindbergh (G)	1971, 72
Wiggins, George	1930, 31, 32
Williams, Alex (F)	1984, 85
Williams, Chuckie (G)	1974, 75, 76
Williams, Eugene (G)	1968, 69
Williams, Fred	1920, 21, 22
Williams, Gary W. (F)	1964
Williams, Johnny (F/C)	1996
Williams, Kenny (G)	1982
Williams, Larry D. (F)	1972, 73, 74
Williams, Nick (G)	2002
Williams, Nino (F)	2012, 13, 14, 15
Williams, Justin (F)	2004, 05
Williams, Rudi (G)	2021
Williams, Shaun (G)	2019
Willingham, Dez (G)	2004
Willis, Ray (G)	1967, 68
Willis, Jari (F/C)	1979, 80
Wilson, John L. (F)	1954
Winger, Justin (G)	2006
Winston, Darryl S. (F/C)	1974, 75, 76, 77
Winter, M.S.	1919
Winter, Zach (G)	2016, 17
Wires, Jeff (G)	1990, 91
Woody, Forrest	1924
Woolf, Frank	1940
Wooster, David	1917
Wright, Akeem (G)	2006, 07
Wright, Joe (G)	1985, 86
Wright, Walter (F)	1988
Wroblewski, Mike (C)	1960, 61, 62

## Y--Y--Y

Yearby, Delvez (F)	2006, 07
Yelley, Clifford R.	1943
Young, Blake (G)	2007, 08
Young, Mark (F)	1995, 96, 97
Young, Spin	1912
Youngman, Richard	1928

## Z--Z--Z

Zeigler, Marcus (G)	1991, 92
Zender, Robert (F/C)	1970, 71, 72

## All-Time Team Captains

<b>1906-07</b> C.H. Carr	<b>1919-20</b> G.W. Hinds	<b>1932-33</b> Andy Skradski	<b>1945-46</b> Jay Payton	<b>1957-58</b> Roy DeWitz	<b>1969-70</b> Jerry Venable	<b>1980-81</b> Rolando Blackman Fred Barton	<b>1990-91</b> Keith Amerson	<b>2000-01 to 2005-06</b> No Captains Chosen	<b>2014-15</b> Thomas Gipson Nino Williams
<b>1907-08</b> L.G. Haynes	<b>1920-21</b> H.L. Bunger	<b>1933-34</b> F.W. Boyd	<b>1946-47</b> Bruce Holman	<b>1958-59</b> Don Matuszak	<b>1970-71</b> Terry Snider David Hall	<b>1981-82</b> Ed Nealy Tyrone Adams	<b>1991-92</b> Wylie Howard John Rettiger Marcus Zeigler	<b>2006-07</b> David Hoskins Cartier Martin	<b>2015-16</b> Justin Edwards Stephen Hurt Brian Rohleder
<b>1908-09</b> C. Carpenter	<b>1921-22</b> W.C. Cowell	<b>1934-35</b> Oren Stoner	<b>1947-48</b> Howard Shannon	<b>1959-60</b> Wally Frank	<b>1971-72</b> Robert Zender David Hall	<b>1982-83</b> Les Craft Eduardo Galvao	<b>1992-93</b> Aaron Collier Vincent Jackson	<b>2007-08</b> Clent Stewart Blake Young	<b>2016-17</b> Carlbe Ervin II Wesley Iwundu D.J. Johnson
<b>1909-10</b> C. Carpenter	<b>1922-23</b> F.L. Foval	<b>1935-36</b> Lee Railsback	<b>1948-49</b> Lloyd Krone John Dean	<b>1960-61</b> Cedric Price	<b>1972-73</b> Ernie Kusnyer	<b>1983-84</b> Jim Roder Eddie Elder	<b>1993-94</b> Anthony Beane Askia Jones Deryl Cunningham	<b>2008-09</b> Darren Kent Jacob Pullen	<b>2017-18</b> Barry Brown, Jr. Mason Schoen
<b>1910-11</b> E.J. Edwards	<b>1923-24</b> Howard Webber	<b>1936-37</b> Frank Groves	<b>1949-50</b> Lloyd Krone Allan Langton	<b>1961-62</b> Richard Ewy	<b>1973-74</b> Lon Kruger Eugene McVey	<b>1984-85</b> Eddie Elder	<b>1994-95</b> Demond Davis	<b>2009-10</b> Chris Merriewether Jacob Pullen	<b>2018-19</b> Barry Brown, Jr. Kamau Stokes Dean Wade
<b>1911-12</b> Isaac Hahn	<b>1924-25</b> Art Dowlan	<b>1937-38</b> Al Burns	<b>1950-51</b> Ernie Barrett	<b>1963-64</b> Max Moss	<b>1974-75</b> Douglas Snider Carl Gerlach	<b>1985-86</b> Ben Mitchell	<b>1995-96</b> Tyrone Davis	<b>2010-11</b> Victor Ojeleye Jacob Pullen	<b>2019-20</b> Makoi Mavien Xavier Sneed
<b>1912-13</b> Don McCallum	<b>1925-26</b> Fritz Koch	<b>1938-39</b> Homer Wesche	<b>1951-52</b> Jim Iverson	<b>1965-66</b> Sammy Robinson	<b>1975-76</b> Chuckie Williams Carl Gerlach	<b>1986-87</b> Lynn Smith	<b>1996-97</b> Gerald Eaker Aaron Swartzendruber	<b>2011-12</b> Rodney McGruder Will Spradling	<b>2020-21</b> Mike McGuire
<b>1913-14</b> F.P. Root	<b>1926-27</b> A.R. Edwards	<b>1939-40</b> Ernest Miller	<b>1952-53</b> Dick Knostman	<b>1966-67</b> Dennis Berkholz	<b>1976-77</b> Darryl Winston Mike Evans	<b>1987-88</b> Mitch Richmond Ron Meyer	<b>1997-98</b> Aaron Swartzendruber	<b>2012-13</b> Jordan Henriquez Martavious Irving Rodney McGruder	<b>2021-22</b> Mike McGuire Mark Smith
<b>1914-15</b> Addell C. Jones	<b>1927-28</b> A.R. Edwards	<b>1940-41</b> Norris Holstrom	<b>1953-54</b> Jesse Priscock Gene Stauffer	<b>1967-68</b> Steve Honeycutt Earl Seyfert	<b>1977-78</b> Mike Evans	<b>1988-89</b> Mark Dobbins Steve Henson	<b>1998-99</b> Chris Griffin Shawn Rhodes	<b>2013-14</b> Shane Southwell Will Spradling	
<b>1915-16</b> R.V. Adams	<b>1928-29</b> Ed Skradski	<b>1941-42</b> Danny Howe	<b>1954-55</b> Kent Poore	<b>1968-69</b> Steve Honeycutt	<b>1978-79</b> Steve Soldner	<b>1989-90</b> Steve Henson Tony Massop	<b>1999-00</b> Tony Kitt Josh Reid		
<b>1916-17</b> Roscoe McMillan	<b>1929-30</b> C.D. Richardson	<b>1942-43</b> George Mendenhall	<b>1955-56</b> Dick Stone	<b>1956-57</b> Eddie Wallace					
<b>1917-18</b> Ralph Van Trine	<b>1930-31</b> Alex Nigro	<b>1943-44</b> Bob Schwartz							
<b>1918-19</b> Johnny Clarke	<b>1931-32</b> Elden Auker	<b>1944-45</b> Joe Ridgway							



Below are the jersey numbers of former and current Wildcats. Some players changed their jersey numbers during their career and some had different numbers for home and road games. Those players are listed under each number they wore.

## 0

Pullen, Jacob \_\_\_\_\_ 2008, 09, 10, 11

## 00

Guthridge, Bill \_\_\_\_\_ 1959, 60  
Kimm, Josh \_\_\_\_\_ 1999, 00, 01  
Matuszak, Edwin J. \_\_\_\_\_ 1961, 62, 63  
McGuire, Mike \_\_\_\_\_ 2018, 19, 20, 21, 22

## 1

Brown, Fred \_\_\_\_\_ 2008, 09  
Ervin II, Carlbe \_\_\_\_\_ 2016, 17  
Ezeagu, Kaosi \_\_\_\_\_ 2021  
Hayes, Marcus \_\_\_\_\_ 2002  
Morrison, Galen \_\_\_\_\_ 2000  
**Nowell, Markquis** \_\_\_\_\_ **2022, 23**  
Patzwald, Ryan \_\_\_\_\_ 2007  
Sallah, Mawdo \_\_\_\_\_ 2018  
Southwell, Shane \_\_\_\_\_ 2011, 12, 13, 14  
Thomas, Jevon \_\_\_\_\_ 2015  
Thomas, Schyler \_\_\_\_\_ 2003, 04, 05, 06  
Williams, Shaun \_\_\_\_\_ 2019, 20

## 2

Diarra, Cartier \_\_\_\_\_ 2017, 18, 19, 20  
Edwards, Maximus \_\_\_\_\_ 2022  
Foster, Marcus \_\_\_\_\_ 2014, 15  
Groves, Cortez \_\_\_\_\_ 2000  
Henriquez, Jordan \_\_\_\_\_ 2010  
Miguel, Selton \_\_\_\_\_ 2021  
Peterson, Devon \_\_\_\_\_ 2011  
Young, Blake \_\_\_\_\_ 2007, 08

## 3

Buchanan, Quentin \_\_\_\_\_ 2000, 01, 02, 03  
George, Robert E. \_\_\_\_\_ 1966, 67  
Gordon, DaJuan \_\_\_\_\_ 2020, 21  
Guthridge, Bill \_\_\_\_\_ 1959, 60  
Harris, Lance \_\_\_\_\_ 2004, 05, 06, 07  
Hatcher, Elliot \_\_\_\_\_ 1995, 96  
Head, Ed \_\_\_\_\_ 1949, 50, 51  
Hutchinson, Don \_\_\_\_\_ 1934  
Irving, Martavious \_\_\_\_\_ 2010, 11, 12, 13  
Karapetyan, Jack \_\_\_\_\_ 2014  
Miguel, Selton \_\_\_\_\_ 2022  
**N'Guessan, David** \_\_\_\_\_ **2023**  
Plagge, Ernest D. \_\_\_\_\_ 1956, 57  
Reynolds, Travis \_\_\_\_\_ 1999  
Shannon, Howard \_\_\_\_\_ 1948  
Stokes, Kamau \_\_\_\_\_ 2016, 17, 18, 19  
Vasiljevic, Pero \_\_\_\_\_ 1998

## 4

Allen, Curtis \_\_\_\_\_ 2005, 06  
Davidson, George A. \_\_\_\_\_ 1961, 62  
Dies, Manny \_\_\_\_\_ 1996, 97, 98, 99  
Gilbert, Andre \_\_\_\_\_ 2008  
**Greene, Tykei** \_\_\_\_\_ **2023**  
Guthridge, William W. \_\_\_\_\_ 1959, 60  
Hamilton, Stanley \_\_\_\_\_ 1994, 95  
Honeycutt, Steven \_\_\_\_\_ 1967, 68, 69  
Johnson, D.J. \_\_\_\_\_ 2016, 17  
Kitt, Tony \_\_\_\_\_ 2000  
Langton, Allan L. \_\_\_\_\_ 1947, 48, 49, 50  
Lewis, Seryee \_\_\_\_\_ 2021, 2022  
Myles, Juevol \_\_\_\_\_ 2011  
Plagge, Ernest D. \_\_\_\_\_ 1956, 57  
Poore, Lee Kent \_\_\_\_\_ 1954, 55  
Sloan, David \_\_\_\_\_ 2020

## 5

Bauer, Blake \_\_\_\_\_ 2004  
Brown, Jr., Barry \_\_\_\_\_ 2016, 17, 18, 19  
**Carter, Cam** \_\_\_\_\_ **2023**  
Davis, Demond, G \_\_\_\_\_ 1994, 95  
Griffin, Chris \_\_\_\_\_ 1997, 98, 99  
Guthridge, William W. \_\_\_\_\_ 1959, 60  
Harris, Tre \_\_\_\_\_ 2015  
Kidoo, Clyde H. \_\_\_\_\_ 1956, 57  
Reynolds, Travis \_\_\_\_\_ 2000, 01, 02  
Rousey, Robert L. \_\_\_\_\_ 1951, 52, 53  
Stewart, Clint \_\_\_\_\_ 2005, 06, 07, 08  
Thomas, Jevon \_\_\_\_\_ 2014

Thuston, William \_\_\_\_\_ 1948  
Williams, Ruedeale "Rudi" \_\_\_\_\_ 2021  
Young, Mark \_\_\_\_\_ 1995, 96, 97  
Zeigler, Marcus \_\_\_\_\_ 1991, 92

## 6

Bidnick, J.S. \_\_\_\_\_ 1934  
Dean, John R. \_\_\_\_\_ 1947, 48, 49  
Stoner, Oren P. \_\_\_\_\_ 1933, 34, 35

## 7

Dean, John R. \_\_\_\_\_ 1947, 48, 49  
Patrick, Gerald H. \_\_\_\_\_ 1947

## 8

Breen, Emmet \_\_\_\_\_ 1932, 33  
Harman, Rick \_\_\_\_\_ 1947, 48, 49, 50

## 9

Barrett, Ernie D. \_\_\_\_\_ 1949, 50, 51  
Boyd, Francis W. \_\_\_\_\_ 1932, 33, 34  
Howey, Harold \_\_\_\_\_ 1947, 48

## 10 (honored)

Ballard, Ross B. (Sonny) \_\_\_\_\_ 1958, 60  
Berkholtz, Dennis L. \_\_\_\_\_ 1965, 66, 67  
Bohm, Mark \_\_\_\_\_ 1984, 85  
Dalton, Lloyd Henry \_\_\_\_\_ 1931, 32, 33  
DeWitz, Roy A. \_\_\_\_\_ 1956, 57, 58  
Green, Benny \_\_\_\_\_ 1986  
Harris, Malek \_\_\_\_\_ 2015  
Honeycutt, Steven \_\_\_\_\_ 1967, 68, 69  
Humphrey, LaKeith \_\_\_\_\_ 1989  
Ladson, Tyrone \_\_\_\_\_ 1977  
Marshall, Fred \_\_\_\_\_ 1983  
Marshall, Glenn \_\_\_\_\_ 1979, 80  
Maurice, Isaiah \_\_\_\_\_ 2016, 17  
McEntyre, Kenny \_\_\_\_\_ 1993  
Moss, Max R. \_\_\_\_\_ 1962, 63, 64  
Nelson, Mark \_\_\_\_\_ 1987, 88  
Ojeleye, Victor \_\_\_\_\_ 2009, 10, 11, 12  
Peithman, Loren E. \_\_\_\_\_ 1968, 69, 70  
Reid, Steve \_\_\_\_\_ 1981  
Roy, Jerry \_\_\_\_\_ 1961  
Shadd, Marlon \_\_\_\_\_ 1991  
Stone, Jack \_\_\_\_\_ 1949, 50, 51  
Weatherby, David J. \_\_\_\_\_ 1946, 47, 48  
White, Lindbergh \_\_\_\_\_ 1971, 72  
Williams, Chuckie \_\_\_\_\_ 1974, 75, 76  
Willingham, Dez \_\_\_\_\_ 2004  
Winger, Justin \_\_\_\_\_ 2006

## 11

Ballard, Ross B. (Sonny) \_\_\_\_\_ 1958, 60  
Campbell, Josh \_\_\_\_\_ 2005, 06  
DeWitz, Roy A. \_\_\_\_\_ 1956, 57, 58  
Ellis, Tim \_\_\_\_\_ 2003, 04  
Freeland, James R. \_\_\_\_\_ 1934, 35  
Glover, Buster \_\_\_\_\_ 1988  
Gordon, Antonio \_\_\_\_\_ 2020, 21  
**Johnson, Keyontae** \_\_\_\_\_ **2023**  
Langton, Scott \_\_\_\_\_ 1976, 77, 78  
Lopez, Adam \_\_\_\_\_ 1998  
Patrick, Brian \_\_\_\_\_ 2017, 18  
Peithman, Loren E. \_\_\_\_\_ 1968, 69, 70  
Reid, Larry \_\_\_\_\_ 2001, 02  
Robinson, Bernard \_\_\_\_\_ 1973  
Robinson, Sammy J. \_\_\_\_\_ 1964, 65, 66  
Skradski, Andrew \_\_\_\_\_ 1931, 32, 33  
Smith, Lynn \_\_\_\_\_ 1986, 87  
Thornton, Joe \_\_\_\_\_ 1948, 49  
Upson, Donald \_\_\_\_\_ 1950, 51, 52  
White, Lindbergh \_\_\_\_\_ 1971, 72  
Williams, Nino \_\_\_\_\_ 2012, 13, 14, 15  
Wires, Jeff \_\_\_\_\_ 1990, 91

## 12 (honored)

Balding, Gary L. \_\_\_\_\_ 1959  
Ballard, Ross B. (Sonny) \_\_\_\_\_ 1958, 60  
Clark, Ward L. \_\_\_\_\_ 1948  
Eliert, Josh \_\_\_\_\_ 2004  
Evans, Mike \_\_\_\_\_ 1975, 76, 77, 78  
Ewy, Richard D. \_\_\_\_\_ 1960, 61, 62  
George, Robert E. \_\_\_\_\_ 1966, 67  
Hauck, John Harold \_\_\_\_\_ 1950  
Henson, Brian \_\_\_\_\_ 1992, 93, 94  
Henson, Steve \_\_\_\_\_ 1987, 88, 89, 90  
Jankovich, Tim \_\_\_\_\_ 1980, 81, 82

Jung, Jerry \_\_\_\_\_ 1953, 54, 55  
Kruger, Lon \_\_\_\_\_ 1972, 73, 74  
Lawrence, Omari \_\_\_\_\_ 2012, 13, 14  
Linguard, Jr., Carlton \_\_\_\_\_ 2021, 22  
May, Ayome \_\_\_\_\_ 1996, 97, 98, 99  
Morgan, Lee T. \_\_\_\_\_ 1934  
Peete, Fred \_\_\_\_\_ 2005  
Roder, Jim \_\_\_\_\_ 1983, 84  
Russell, Nick \_\_\_\_\_ 2010, 11  
Schoen, Mason \_\_\_\_\_ 2015, 16, 17, 18  
Smith, Eddie C. \_\_\_\_\_ 1969, 70, 71  
**Thomas, Anthony** \_\_\_\_\_ **2023**  
Walker, Bill \_\_\_\_\_ 2007, 08

## 13

Balding, Gary L. \_\_\_\_\_ 1959  
Ballard, Ross B. (Sonny) \_\_\_\_\_ 1958, 60  
Da Barrosa, Marcelo \_\_\_\_\_ 2002, 03  
Griffin, Chris \_\_\_\_\_ 1997  
Krone, Lloyd A. \_\_\_\_\_ 1947, 48, 49, 50  
Ries, David \_\_\_\_\_ 1998, 99  
Rodriguez, Angel \_\_\_\_\_ 2012, 13  
Schuyler, Dan C. \_\_\_\_\_ 1951  
**Sills, Desi** \_\_\_\_\_ **2023**  
Smith, Mark \_\_\_\_\_ 2022  
Smith, Eddie C. \_\_\_\_\_ 1969, 70, 71  
Wallace, Harry E. \_\_\_\_\_ 1956, 57  
Werner, Justin \_\_\_\_\_ 2009  
Winter, Zach \_\_\_\_\_ 2016, 17

## 14

Afeli, Serge \_\_\_\_\_ 2006, 07  
Brown, Warren S. \_\_\_\_\_ 1960, 61, 62  
Edwards, Justin \_\_\_\_\_ 2015, 16  
Douglas, Steve A. \_\_\_\_\_ 1958, 59, 60  
Graham, Ralph M. \_\_\_\_\_ 1932, 33, 34  
Holwerda, Jim R. \_\_\_\_\_ 1957, 58, 59  
Honas, Drew \_\_\_\_\_ 2021, 22  
Lull, Dennis S. \_\_\_\_\_ 1971, 72  
Mahoney, Kenneth J. \_\_\_\_\_ 1948, 49  
Mawien, Makol \_\_\_\_\_ 2018, 19, 20  
Mourning, Judd \_\_\_\_\_ 1994  
Peithman, Loren E. \_\_\_\_\_ 1968, 69, 70  
Scott, William \_\_\_\_\_ 1987, 88  
Snyder, John R. \_\_\_\_\_ 1954, 55  
Watson, James \_\_\_\_\_ 2012

## 15

Amerson, Keith \_\_\_\_\_ 1990, 91  
Asprilla, Freddy \_\_\_\_\_ 2011  
Colón, Luis \_\_\_\_\_ 2009, 10  
Dirks, B. Marlo \_\_\_\_\_ 1942, 43, 47  
Douglas, Steve A. \_\_\_\_\_ 1958, 59, 60  
Gavin, Brian \_\_\_\_\_ 1993, 94, 95, 96  
Harris, Trey \_\_\_\_\_ 2022  
Holwerda, Jim R. \_\_\_\_\_ 1957, 58, 59  
Hoskins, David \_\_\_\_\_ 2006, 07, 08  
Iverson, James \_\_\_\_\_ 1950, 51, 52  
Lull, Dennis S. \_\_\_\_\_ 1971, 72  
**Manning, Taj** \_\_\_\_\_ **2023**  
Massey, Jeremiah \_\_\_\_\_ 2004, 05  
Mills, Marvin \_\_\_\_\_ 1953  
Paradis, Ronald E. \_\_\_\_\_ 1964, 65, 66  
Peithman, Loren E. \_\_\_\_\_ 1968, 69, 70  
Richards, Donald E. \_\_\_\_\_ 1958  
Schmidt, Todd \_\_\_\_\_ 1994  
Williams, Dante \_\_\_\_\_ 2016

## 17

Dresser, William \_\_\_\_\_ 1949  
Specht, Henry \_\_\_\_\_ 1949, 50

## 18

Brannum, Clarence D. \_\_\_\_\_ 1947, 48, 49, 50

## 19

Barton, Fred \_\_\_\_\_ 1977, 78, 79, 80

## 20

Baxter, Mark \_\_\_\_\_ 1975  
Brannum, Clarence D. \_\_\_\_\_ 1947, 48, 49, 50  
Chipman, Robert A. \_\_\_\_\_ 1972, 73  
**Colbert, Jerrell** \_\_\_\_\_ **2023**  
Derouillere, Jean \_\_\_\_\_ 1990, 91  
Diaz, Adrian \_\_\_\_\_ 2012, 13  
Dickerson, Greg A. \_\_\_\_\_ 1968  
Ezeagu, Kaosi \_\_\_\_\_ 2022  
Green, Ronald J. \_\_\_\_\_ 1971

Langton, Allan L. \_\_\_\_\_ 1947, 48, 49, 50  
Langton, Scott \_\_\_\_\_ 1976, 77, 78  
Martin, Cartier \_\_\_\_\_ 2004, 05, 06, 07  
Matuszak, Don V. \_\_\_\_\_ 1957, 58, 59  
Peithman, Allen E. \_\_\_\_\_ 1961, 62, 63  
Poppenhouse, Gerhard \_\_\_\_\_ 1937, 38  
Ridgway, Joe \_\_\_\_\_ 1943, 45  
Rogers, Courtney G. \_\_\_\_\_ 1970  
Seelye, Melvin \_\_\_\_\_ 1939, 40  
Sneed, Xavier \_\_\_\_\_ 2017, 18, 19, 20  
Stanfield, Todd \_\_\_\_\_ 1988, 89  
Stone, Francis R. \_\_\_\_\_ 1954, 55, 56  
Vawter, Raymond \_\_\_\_\_ 1950  
Weigel, Larry N. \_\_\_\_\_ 1965, 66, 67  
Williams, Kenny \_\_\_\_\_ 1982  
Wright, Joe \_\_\_\_\_ 1985, 86

## 21

**Abrey, Nate** \_\_\_\_\_ **2023**  
Baxter, Mark \_\_\_\_\_ 1975  
Bradford, Davion \_\_\_\_\_ 2021, 22  
Bell, Jack F. \_\_\_\_\_ 1945  
Bolden, Brandon \_\_\_\_\_ 2015  
Clemente, Denis \_\_\_\_\_ 2009, 10  
Diarra, Dramane \_\_\_\_\_ 2004, 06  
Dickerson, Greg A. \_\_\_\_\_ 1968  
Gibson, John P. "Hoot" \_\_\_\_\_ 1950, 51, 52  
Green, Ronald J. \_\_\_\_\_ 1971  
Henriquez, Jordan \_\_\_\_\_ 2011, 12, 13  
Jackson, Vincent \_\_\_\_\_ 1992, 93  
Love III, James \_\_\_\_\_ 2017, 18, 19, 20  
Matuszak, Don V. \_\_\_\_\_ 1957, 58, 59  
Rogers, Courtney G. \_\_\_\_\_ 1970  
Samuels, Jamar \_\_\_\_\_ 2008  
Simons, Jeffrey C. \_\_\_\_\_ 1963, 64, 65  
Stanfield, Todd \_\_\_\_\_ 1988, 89  
Sulic, Ivan \_\_\_\_\_ 2000, 01, 02  
Swartzendruber, Aaron \_\_\_\_\_ 1995, 96, 97, 98  
Upson, Donald \_\_\_\_\_ 1950, 51, 52

## 22 (honored)

Barnard, Richard L. \_\_\_\_\_ 1964, 65, 66  
Barrett, Ernie D. \_\_\_\_\_ 1949, 50, 51  
Baxter, James N. \_\_\_\_\_ 1961, 62, 63  
Cleveland, H.W. \_\_\_\_\_ 1937, 38  
Douglas, Steve A. \_\_\_\_\_ 1958, 59, 60  
Frank, Wally \_\_\_\_\_ 1958, 59, 60  
George, Robert E. \_\_\_\_\_ 1966, 67  
Horacek, Jack \_\_\_\_\_ 1940, 41, 42  
Howard, Wylie \_\_\_\_\_ 1990, 91, 92  
Jedwabny, Robert L. \_\_\_\_\_ 1956  
Johnson, Robert A. \_\_\_\_\_ 1949  
Kasubke, Luke \_\_\_\_\_ 2021, 22  
Lull, Dennis S. \_\_\_\_\_ 1971, 72  
McGruder, Rodney \_\_\_\_\_ 2010, 11, 12, 13  
Reid, Josh \_\_\_\_\_ 1997, 98, 99, 00  
Richards, Frank \_\_\_\_\_ 2003, 04  
Smith, James A. \_\_\_\_\_ 1953, 54, 55  
Snider, Terry S. \_\_\_\_\_ 1969, 70, 71  
Taybron, Mario \_\_\_\_\_ 2006  
Thornton, Joe \_\_\_\_\_ 1948, 49  
Warta, Ben \_\_\_\_\_ 1994

## 23

Atchison, Phineas (Tony) \_\_\_\_\_ 2001, 02  
Beane, Anthony \_\_\_\_\_ 1993, 94  
Brooks, Jordan \_\_\_\_\_ 2022  
Dix, Kenyatta \_\_\_\_\_ 2000  
Douglas, Steve A. \_\_\_\_\_ 1958, 59, 60  
Ekblad, Robert \_\_\_\_\_ 1944  
Frank, Wally \_\_\_\_\_ 1958, 59, 60  
Freeman, Ron \_\_\_\_\_ 2016  
Hayden, Marques \_\_\_\_\_ 2003, 04, 05  
Heinz, Michael K. \_\_\_\_\_ 1959, 60  
**Iyiola, Abayomi** \_\_\_\_\_ **2023**  
Jackson, W. Roscoe \_\_\_\_\_ 1966  
Johnson, Nigel \_\_\_\_\_ 2014, 15  
Kramer, George R. \_\_\_\_\_ 1937, 38, 39  
Maybank, Jermaine \_\_\_\_\_ 2007  
Mendenhall, George \_\_\_\_\_ 1941, 42, 43  
Murphy, Montavious \_\_\_\_\_ 2020, 21  
Nickerson, Gaylon \_\_\_\_\_ 1992  
Peck, Richard B. \_\_\_\_\_ 1950, 51, 52  
Richmond, Mitch \_\_\_\_\_ 1987, 88  
Schneider, Frederick R. \_\_\_\_\_ 1955, 56  
Smith, Robert W. \_\_\_\_\_ 1954  
Snider, Terry S. \_\_\_\_\_ 1969, 70, 71  
Suttner, Roger W. \_\_\_\_\_ 1962, 63, 64  
Sutton, Dominique \_\_\_\_\_ 2008, 09, 10  
Thornbrough, G. Wayne \_\_\_\_\_ 1935, 36  
Trice, Austin \_\_\_\_\_ 2019  
Wainright, Amaad \_\_\_\_\_ 2018



## 24

Atkins, Dana M.	1945
Davis, Demond	1994, 95
<b>Finister, Dorian</b>	<b>2023</b>
Frederick, Mark	2004, 05, 06
Fritz, Steve	1989, 91
Gilpin, Paul	1935, 36
Graham, Robert K.	1959
Groves, Cortez	1999
Holwerda, Jim R.	1957, 58, 59
Howey, Harold	1947, 48
Jones, Askia	1990, 92, 93, 94
Jones, Jeremy	2010, 11
Kelly, Curtis	2010, 11
Krone, Lloyd A.	1947, 48, 49, 50
Lull, Dennis S.	1971, 72
McAtee, Pierson	2016, 17, 18, 19, 20
Nelson, David E.	1962, 63, 64
Pack, Nijel	2021, 22
Reid, Ervin	1938, 39, 40
Richards, William H.	1946
Schultz, Ryan	2013, 14
Shupe, George E.	1968
Simons, Jeffrey C.	1963, 64, 65
Vicens, Juan Pachin	1955, 56
Webb, Jeffrey W.	1968, 69, 70
Williams, Nick	2002

## 25 (honored)

Awaji, Buchi	2009
Blackman, Rolando	1978, 79, 80, 81
Cody, Jonas	1983, 84
Dean, John R.	1947, 48, 49
Diggins, Carlos	1988, 89
Fischer, Larry L.	1956, 57, 58
Gavin, Brian	1993, 94, 95, 96
Gibson, John P. "Hoot"	1950, 51, 52
Graham, Robert K.	1959
Iwundu, Wesley	2014, 15, 16, 17
Johnson, Jerald F.	1959
Jung, Jerry	1953, 54, 55
Klimek, Ed	1936, 37, 38
Lull, Dennis S.	1971, 72
<b>Massoud, Ismael</b>	<b>2022, 23</b>
Marsh, Chris	1996, 97
McConnell, James R.	1964
Miller, Jack	1936, 37
Sams, Patrick	1990, 91
Walker, Ty	1986
Webb, Jeffrey W.	1968, 69, 70
Williams, Kenny	1982
Willis, Ray	1967, 68

## 26

Harman, Rick	1947, 48, 49, 50
Holstrom, Norris	1940, 41
Payton, Jay	1945, 46
Schierlamann, Charles	1936, 37
St. John, John M.	1942

## 27

Bell, Jack F.	1945
Cleveland, H.W.	1937, 38
Holman, Bruce	1942, 43, 47
McLaughry, Larry	1945
Miller, Ernest	1939, 40
Patrick, Gerald H.	1947

## 28

Kohl, Fred	1942, 43
Langvardt, Chris	1940, 41
Weatherby, David J.	1946, 47, 48

## 29

Klimek, Ed	1936, 37, 38
Kramer, Karl	1946

## 30 (honored)

Beard, Danny M.	1972, 73, 74
Beasley, Michael	2008
Bergen, Gary	1953
Boozer, Bob	1957, 58, 59
Davis, Duane	1998
DeAlmeida, Fabio	1988
Foveaux, Myron	1944
Frazier, Keith	1976, 77
Hart, Jarrett	2003, 04
Hoffman, James N.	1964, 65, 66
Howe, Daniel	1941, 42

Hughes, Wheeler M.	1969, 70
Molinari, Jim	1974, 75
Shannon, Howard	1948
Taylor, Kyle	2005, 06
Wroblewski, Mike	1960, 61, 62

## 31

Boozer, Bob	1957, 58, 59
Britt, Reggie	1989, 90
Galvao, Eduardo	1981, 82, 83
Harman, Rick	1947, 48, 49, 50
Hughes, Wheeler M.	1969, 70
McCullough, Marcus	1997, 98
Merriewether, Chris	2007, 08, 09, 10
Potuzak, Alex	2011
Pino, Nick	1966, 67, 68
Redding, Curtis	1977, 78
Snider, Douglas L.	1973, 74, 75
Specht, Henry	1949, 50
Wesche, Homer	1937, 38, 39

## 32

Adams, Tyrone	1979, 80, 81, 82
Beuder, Evan	2015
Black, Jerry	1976, 77, 78
Bledsoe, Charles	1987, 88
Cunningham, Deryl	1992, 93, 94
DeJesus, Gilson	2002, 03
Frick, Galen C.	1966, 67
Hall, David	1970, 71, 72
Heidrick, Jay	1998, 99
Langton, Scott	1976, 77, 78
Merten, Robert L.	1957
Mitchell, Ben	1983, 84, 85, 86
Parr, Jack	1956, 57, 58
Price, Cedric L.	1959, 60, 61
Samuels, Jamar	2009, 10, 11, 12
Smith, Billy Ray	1989, 90
Stauffer, Gene A.	1952, 53, 54
Terry, Richie	2001
Thomas, Keith M.	1947
Thurston, Jerry	1973
Turner, Lewis	1946
Wade, Dean	2016, 17, 18, 19
Williams, Gary W.	1964
Yearby, Deilvez	2006, 07

## 33 (honored)

Barrett, Ralph	1946
Bortka, John	1942, 43
Brannum, Clarence D.	1947, 48, 49, 50
Hall, David	1970, 71, 72
Hill, George	1993, 94, 95, 96
Judge, Wally	2010, 11
Knostman, Dick	1951, 52, 53
Landers, Logan	2022
Leonard, Joe	1998, 99, 00, 01
Ojeleye, Victor	2009
Parr, Jack	1956, 57, 58
Price, Cedric L.	1959, 60, 61
Rohleder, Brian	2012, 13, 14, 15, 16, 17
Schultz, William	1945, 46
Seyfert, Earl H.	1966, 67, 68

## 34

Arnold, Fred	1968
Dirks, B. Marlo	1942, 43, 47
Frank, Wally	1958, 59, 60
Galvao, Eduardo	1981, 82, 83
Gottfrid, Joe N.	1962, 63, 64
Groves, Frank	1935, 36, 37
Jones, Dax	1997
Lawrence, David	1969, 70
Lewis, Kevin	1994, 95
Marsh, Chris	1996, 97
Olson, John W.	1965, 67
Richards, Donald E.	1958
Sharp, Guy "Jack"	1946
Siebrandt, Matt	2001, 02, 03
Simmons, Lance	1986, 87, 89, 90
Stockard III, Levi	2018, 19, 20
Watson, Eric	1984, 85
Wright, Akeem	2006, 07
Wright, Walter	1988

## 35

Adams, Nugent	1955
Bell, Jack F.	1945
Brannum, Clarence D.	1947, 48, 49, 50
Budke, Austin	2016, 17
Dreier, Clarence	1939

Frank, Wally	1958, 59, 60
Hitch, Lew	1950, 51
Howse, Derrick	1985
Lawrence, David	1969, 70
Messner, Kenneth	1942
Muldoon, Patrick	2018, 19
Petrakis, Joe	2020, 21
Railsback, Lee T.	1935, 36
Rhodes, Shawn	1996, 97, 98, 99
Richards, Donald E.	1958
<b>Tomlin, Nae'Qwan</b>	<b>2023</b>
Watkins, Lafayette	1982, 83, 84

## 36

Cooley, Charles	1944
Dirks, B. Marlo	1942, 43, 47
Oberg, Kenneth D.	1946
Reid, Ervin	1938, 39, 40

## 40

Anderson, Ron	2008, 09
Canby, Travis	2002, 03, 04, 05
Kiddoo, Clyde H.	1956, 57
Kinnamon, Kade	2018
Laketa, Parker	1983, 84
Long, Glen C.	1958, 59, 60
Marriott, Gary A.	1962, 63
Meives, Joseph R.	1969
Meyer, Shawn	2012, 13, 14, 15
Noland, Robert F.	1974, 75, 76
Soldner, Steve	1977, 78, 79
Stauffer, Gene A.	1952, 53, 54
Thomas, Jack Lee	1970, 71, 72
Underwood, Brad	1985, 86
Washington, Rashad	2001

## 41

Carby, Jack	1952, 53
Craft, Les	1980, 81, 82, 83
Dobbins, Mark	1986, 87, 88, 89
Hurt, Stephen	2015, 16, 17
Long, Glen C.	1958, 59, 60
Meives, Joseph R.	1969
Noland, Belvis	19994, 95
Olson, John W.	1965, 67
Strickland, Hamilton	1992, 93, 94, 95
Thomas, Jack Lee	1970, 71, 72
Wallace, Donnie	2000, 01
Williams, Larry D.	1972, 73, 74

## 42

Gipson, Thomas	2012, 13, 14, 15
Graham, Robert K.	1959
Harris, Dean	1974
Hill, George	1993, 94, 95, 96
Johnson, Jerald F.	1959
Kent, Darren	2006, 07, 08, 09
Kitt, Tony	1999
Kusnyer, Ernie	1971, 72, 73
Litton, Kent D.	1968, 69, 70
Massop, Tony	1989, 90
McKenzie, Pat	1960, 61, 62
Poma, Louis L.	1963, 64, 65
Spurlock, Janerio	2002, 03

## 43

<b>Ackerman, Peyton</b>	<b>2023</b>
Danner, Dean	1977, 78, 79, 80
Eddie, Percy	1986, 87
Gerlach, Carl R.	1973, 74, 75, 76
Graham, Robert K.	1959
Hull, William L.	1955
Jackson, Tyrone	1983, 84, 85
Johnson, Jerald F.	1959
Kusnyer, Ernie	1971, 72, 73
Litton, Kent D.	1968, 69, 70
Maydew, Troy	1989
Priscock, Jesse W.	1952, 53, 54
Rettiger, John	1989, 90, 91, 92
Zender, Robert	1970, 71, 72

## 44

Alfaro, Tom	1984, 85
Coleman, Norris	1986, 87
Comley, Larry R.	1960, 61
Craft, Roger L.	1954, 55
Davis, Tyrone	1995, 96
Fischer, Larry L.	1956, 57, 58
Howell, Kelvin	2000, 01
McCoy, Fred	1988, 89

Murrell, Willie	1963, 64
Noland, Belvis	1994, 95
Orris, Michael	2013
Pasco, Pervis	2002, 03
Sims, Ty	1998, 99
Third, Michael	1968
Venable, Jerry N.	1969, 70
Williams, Gary W.	1964

## 45

Eaker, Gerald	1996, 97
Fischer, Larry L.	1956, 57, 58
Heitmeyer, J. Phil	1960, 61, 62
Kinnamon, Kade	2017
Meyer, Ron	1985, 86, 87, 88
Nealy, Ed	1979, 80, 81, 82
Powell, Larry Joe	1955, 56
Shadd, Nigel	2018, 19, 20
Smith, Roy O.	1965, 66, 67
Venable, Jerry N.	1969, 70

## 49

Hoffman, James N.	1964, 65, 66
-------------------	--------------

## 50

Barber, Michael	1968, 69, 70
Colón, Luis	2007, 08
Dies, Manny	1996
Droge, Dan	1975, 76, 77
Elder, Eddie	1983, 84, 85
Heinz, Michael K.	1959, 60
Holwerda, Jim R.	1957, 58, 59
Johnson, D.J.	2013, 14, 15
Lucas, Ron	1993, 94
McVey, L. Eugene	1972, 73, 74
Murphy, Brent	1978, 79
Wilson, John L.	1954

## 51

Barber, Michael	1968, 69, 70
Degner, Neal	1982, 83
Flynn, Ronald J.	1955
Franklin, James	2008
Heinz, Michael K.	1959, 60
Holwerda, Jim R.	1957, 58, 59
Kohl, William F.	1954
Muff, Kevin	1985, 86
Salter, Eric	1980
Winston, Darryl	1974, 75, 76, 77

## 52

Brittian, Maurice	1991
Collier, Aaron	1992, 93
Hickert, Dan	1978
Merten, Robert L.	1957
Mitchell, Steve	1971, 72, 73
Reed, Randy	1981, 82
Williams, Alex	1984, 85
Wills, Jari	1979, 80
Zender, Robert	1970, 71, 72

## 53

Dassie, Larry	1976, 77
Merten, Robert L.	1957
Prudhoe, Greg	1980, 81, 82
Williams, Johnny	1996

## 54

Zender, Robert	1970, 71, 72
Barber, Michael	1968, 69, 70
Herrera, Abdul	2009
Mitchell, Steve	1971, 72, 73
Williams, Eugene	1968, 69
Williams, Justin	2004, 05

## 55

Barber, Michael	1968, 69, 70
Bennett, Jason	2007
Hughes, Tyler	2004, 05, 06
Darting, Kerry	2000, 01
Mitchell, Steve	1971, 72, 73
Rettiger, John	1989, 90, 91, 92
Spradling, Will	2011, 12, 13, 14



### Hayden Abbott

YEAR	GP-GS	MIN	AVG	FG-A	PCT	3PT-A	PCT	FT-A	PCT	REB	AVG	PF-FO	A	TO	BLK	ST	PTS	AVG
1955-56	21	---	---	84-198	424	---	---	42-69	609	97	4.6	---	---	---	---	---	210	10.0
1956-57	21	---	---	60-154	330	---	---	16-25	640	81	3.9	---	---	---	---	---	136	6.5
1957-58	26-24	---	---	84-233	361	---	---	31-58	535	132	5.1	---	---	---	---	---	199	7.7
<b>Totals</b>	<b>68-37</b>	---	---	<b>228-585</b>	<b>389</b>	---	---	<b>89-152</b>	<b>585</b>	<b>310</b>	<b>4.6</b>	---	---	---	---	---	<b>545</b>	<b>8.0</b>

### Tyrone Adams

YEAR	GP-GS	MIN	AVG	FG-A	PCT	3PT-A	PCT	FT-A	PCT	REB	AVG	PF-FO	A	TO	BLK	ST	PTS	AVG
1978-79	28-17	---	---	94-196	480	---	---	39-57	684	85	3.0	74-2	64	---	---	---	227	8.1
1979-80	23-15	---	---	80-188	521	---	---	44-63	830	90	3.9	53-0	51	---	---	---	240	10.4
1980-81	28-27	---	---	132-274	482	---	---	58-74	784	122	4.3	79-2	79	---	---	---	302	11.5
1981-82	31-31	---	---	191-360	531	---	---	80-105	762	80	2.6	83-2	129	---	---	---	462	14.9
<b>Totals</b>	<b>110-90</b>	---	---	<b>515-1018</b>	<b>506</b>	---	---	<b>221-289</b>	<b>765</b>	<b>377</b>	<b>3.4</b>	<b>289-6</b>	<b>323</b>	---	---	---	<b>1251</b>	<b>11.4</b>

### Nugent Adams

YEAR	GP-GS	MIN	AVG	FG-A	PCT	3PT-A	PCT	FT-A	PCT	REB	AVG	PF-FO	A	TO	BLK	ST	PTS	AVG
1952-53	15	---	---	6-11	545	---	---	7-12	583	---	---	---	---	---	---	---	19	1.3
1953-54	12	---	---	3-24	125	---	---	14-30	466	---	---	---	---	---	---	---	20	1.7
1954-55	19	---	---	50-122	410	---	---	50-65	769	---	---	---	---	---	---	---	150	7.9
<b>Totals</b>	<b>46</b>	---	---	<b>59-157</b>	<b>376</b>	---	---	<b>71-107</b>	<b>664</b>	---	---	---	---	---	---	---	<b>189</b>	<b>4.1</b>

### Serge Afeli

YEAR	GP-GS	MIN	AVG	FG-A	PCT	3PT-A	PCT	FT-A	PCT	REB	AVG	PF-FO	A	TO	BLK	ST	PTS	AVG
2005-06	18-0	120	6.7	4-11	364	0-0	0-0	3-6	500	4	2.3	25-1	5	12	4	5	11	0.6
2006-07	28-1	138	4.9	18-36	500	0-0	0-0	8-10	800	35	1.3	22-0	4	8	5	3	36	1.3
<b>Totals</b>	<b>46-1</b>	<b>258</b>	<b>5.6</b>	<b>22-47</b>	<b>468</b>	<b>0-0</b>	<b>0-0</b>	<b>3-14</b>	<b>214</b>	<b>76</b>	<b>1.7</b>	<b>47-1</b>	<b>9</b>	<b>20</b>	<b>9</b>	<b>8</b>	<b>47</b>	<b>1.0</b>

### Tom Alfaro

YEAR	GP-GS	MIN	AVG	FG-A	PCT	3PT-A	PCT	FT-A	PCT	REB	AVG	PF-FO	A	TO	BLK	ST	PTS	AVG
1983-84	27-21	801	29.7	155-313	495	---	---	30-39	769	67	2.5	45-1	36	47	0	17	340	12.6
1984-85	28-25	840	30.0	171-302	566	---	---	42-54	778	53	1.9	62-2	63	57	2	27	384	13.7
<b>Totals</b>	<b>55-46</b>	<b>1641</b>	<b>29.8</b>	<b>326-615</b>	<b>530</b>	---	---	<b>72-93</b>	<b>774</b>	<b>120</b>	<b>2.2</b>	<b>107-3</b>	<b>99</b>	<b>104</b>	<b>2</b>	<b>44</b>	<b>724</b>	<b>13.2</b>

### Curtis Allen

YEAR	GP-GS	MIN	AVG	FG-A	PCT	3PT-A	PCT	FT-A	PCT	REB	AVG	PF-FO	A	TO	BLK	ST	PTS	AVG
2004-05	21-0	109	5.2	14-32	438	2-8	250	2-4	500	17	0.8	14-0	5	5	0	4	32	1.5
2005-06	22-0	180	7.3	20-55	364	2-5	400	10-12	833	39	1.8	12-0	13	18	1	15	52	2.4
<b>Totals</b>	<b>4-0</b>	<b>269</b>	<b>6.3</b>	<b>34-87</b>	<b>391</b>	<b>4-13</b>	<b>308</b>	<b>12-16</b>	<b>750</b>	<b>56</b>	<b>1.3</b>	<b>22-0</b>	<b>18</b>	<b>23</b>	<b>1</b>	<b>19</b>	<b>84</b>	<b>2.0</b>

### Keith Amerson

YEAR	GP-GS	MIN	AVG	FG-A	PCT	3PT-A	PCT	FT-A	PCT	REB	AVG	PF-FO	A	TO	BLK	ST	PTS	AVG
1989-90	29-4	298	10.3	24-60	400	1-2	500	9-16	563	36	1.2	35-1	23	16	2	13	58	2.0
1990-91	28-28	788	28.1	94-202	465	9-37	243	40-68	588	172	6.1	85-6	67	45	7	35	237	8.5
<b>Totals</b>	<b>57-32</b>	<b>1086</b>	<b>19.1</b>	<b>118-262</b>	<b>450</b>	<b>10-39</b>	<b>256</b>	<b>49-84</b>	<b>583</b>	<b>208</b>	<b>3.7</b>	<b>120-7</b>	<b>102</b>	<b>61</b>	<b>9</b>	<b>48</b>	<b>295</b>	<b>5.2</b>

### Ron Anderson

YEAR	GP-GS	MIN	AVG	FG-A	PCT	3PT-A	PCT	FT-A	PCT	REB	AVG	PF-FO	A	TO	BLK	ST	PTS	AVG
2007-08	30-6	360	12.0	40-73	548	0-0	0-0	108-139	462	108	3.6	39-0	14	15	6	11	98	3.3
2008-09	34-0	638	18.8	59-113	522	0-1	0-0	59-117	504	180	5.3	67-1	36	33	15	24	117	3.2
<b>Totals</b>	<b>64-6</b>	<b>998</b>	<b>15.6</b>	<b>99-186</b>	<b>532</b>	<b>0-1</b>	<b>0-0</b>	<b>77-156</b>	<b>494</b>	<b>288</b>	<b>4.5</b>	<b>106-1</b>	<b>50</b>	<b>48</b>	<b>21</b>	<b>35</b>	<b>275</b>	<b>4.3</b>

### Fred Arnold

YEAR	GP-GS	MIN	AVG	FG-A	PCT	3PT-A	PCT	FT-A	PCT	REB	AVG	PF-FO	A	TO	BLK	ST	PTS	AVG
1966-67	18	---	---	15-35	429	---	---	9-19	474	41	2.2	25	---	---	---	---	39	2.1
1967-68	19	---	---	27-55	491	---	---	3-8	375	36	1.9	25	---	---	---	---	57	3.0
<b>Totals</b>	<b>37</b>	---	---	<b>42-90</b>	<b>467</b>	---	---	<b>12-27</b>	<b>444</b>	<b>77</b>	<b>2.1</b>	<b>50</b>	---	---	---	---	<b>96</b>	<b>2.6</b>

### Freddy Asprilla

YEAR	GP-GS	MIN	AVG	FG-A	PCT	3PT-A	PCT	FT-A	PCT	REB	AVG	PF-FO	A	TO	BLK	ST	PTS	AVG
2010-11	16-13	260	16.3	33-66	500	0-0	0-0	12-36	333	79	4.9	45-2	10	23	17	7	78	4.9

### Phineas (Tony) Atchison

YEAR	GP-GS	MIN	AVG	FG-A	PCT	3PT-A	PCT	FT-A	PCT	REB	AVG	PF-FO	A	TO	BLK	ST	PTS	AVG
2000-01	28-6	724	25.9	110-285	386	47-116	405	60-76	789	63	2.3	45-0	21	52	1	12	337	11.7
2001-02	24-4	494	17.0	78-211	370	43-119	361	33-40	825	46	1.6	23-0	25	26	1	10	232	8.0
<b>Totals</b>	<b>57-10</b>	<b>1,218</b>	<b>21.4</b>	<b>188-496</b>	<b>379</b>	<b>95-235</b>	<b>404</b>	<b>93-116</b>	<b>802</b>	<b>109</b>	<b>1.9</b>	<b>68-0</b>	<b>46</b>	<b>78</b>	<b>2</b>	<b>22</b>	<b>559</b>	<b>9.8</b>

### Buchi Awaji

YEAR	GP-GS	MIN	AVG	FG-A	PCT	3PT-A	PCT	FT-A	PCT	REB	AVG	PF-FO	A	TO	BLK	ST	PTS	AVG
2008-09	25-0	269	10.8	34-68	500	14-33	424	18-22	818	48	1.9	16-0	17	10	2	9	100	4.0

### Gary Balding

YEAR	GP-GS	MIN	AVG	FG-A	PCT	3PT-A	PCT	FT-A	PCT	REB	AVG	PF-FO	A	TO	BLK	ST	PTS	AVG
1958-59	9-0	---	---	4-7	571	---	---	1-1	1,000	11	1.2	---	---	---	---	---	9	1.0

### Sonny Ballard

YEAR	GP-GS	MIN	AVG	FG-A	PCT	3PT-A	PCT	FT-A	PCT	REB	AVG	PF-FO	A	TO	BLK	ST	PTS	AVG
1957-58	11-0	---	---	5-18	278	---	---	4	800	7	0.6	---	---	---	---	---	14	1.3
1958-59	16-9	---	---	35-101	348	---	---	18-21	857	42	2.6	---	---	---	---	---	88	5.5
1959-60	25-15	---	---	76-178	427	---	---	24-34	706	43	1.7	42-1	---	---	---	---	176	7.0
<b>Totals</b>	<b>52-25</b>	---	---	<b>116-297</b>	<b>391</b>	---	---	<b>46-63</b>	<b>730</b>	<b>92</b>	<b>1.8</b>	<b>42-1</b>	---	---	---	---	<b>278</b>	<b>5.3</b>

### Mike Barber

YEAR	GP-GS	MIN	AVG	FG-A	PCT	3PT-A	PCT	FT-A	PCT	REB	AVG	PF-FO	A	TO	BLK	ST	PTS	AVG
1967-68	16	---	---	16-40	400	---	---	10-21	476	35	2.2	---	---	---	---	---	42	2.6
1968-69	16	---	---	39-73	411	---	---	24-39	615	57	3.5	27	---	---	---	---	84	5.2
1969-70	7-7	---	---	2-5	400	---	---	1-4	250	2	0.2	1-0	---	---	---	---	5	0.7
<b>Totals</b>	<b>29-7</b>	---	---	<b>48-118</b>	<b>407</b>	---	---	<b>35-64</b>	<b>550</b>	<b>94</b>	<b>2.4</b>	<b>44</b>	---	---	---	---	<b>131</b>	<b>3.4</b>

### Dick Barnard

YEAR	GP-GS	MIN	AVG	FG-A	PCT	3PT-A	PCT	FT-A	PCT	REB	AVG	PF-FO	A	TO	BLK	ST	PTS	AVG
1963-64	1																	



**Warren Brown**

Guard * 6-2 * 170 • Lee's Summit, Mo. (High)																		
YEAR	GP-GS	MIN	AVG	FG-A	PCT	3PT-A	PCT	FTA	PCT	REB	AVG	PF-FO	A	TO	BLK	ST	PTS	AVG
1959-60	20-10	---	---	20-64	313	---	---	11-33	478	59	2.5	26	0	---	---	---	59	2.6
1960-61	26-1	---	---	21-66	318	---	---	17-30	850	57	2.2	26	0	---	---	---	59	2.3
1961-62	23-7	---	---	43-116	371	---	---	21-33	636	66	2.9	38	---	---	---	---	107	4.7
<b>Totals</b>	<b>69-18</b>	---	---	<b>84-246</b>	<b>342</b>	---	---	<b>49-76</b>	<b>645</b>	<b>173</b>	<b>2.5</b>	<b>90</b>	---	---	---	---	<b>217</b>	<b>3.2</b>

**Quentin Buchanan**

Guard * 6-7 * 200 • Junction City, Kan. (High)																		
YEAR	GP-GS	MIN	AVG	FG-A	PCT	3PT-A	PCT	FTA	PCT	REB	AVG	PF-FO	A	TO	BLK	ST	PTS	AVG
1999-00	28-7	510	18.2	53-128	414	3PT-A	PCT	FTA	PCT	REB	AVG	PF-FO	A	TO	BLK	ST	PTS	AVG
2000-01	29-26	793	27.3	82-201	408	4-17	235	45-60	775	109	3.8	80-3	43	69	11	21	213	7.3
2001-02	29-14	454	15.0	31-84	369	0-8	0.000	11-18	611	71	2.4	48-0	27	38	16	14	73	2.5
2002-03	27-1	215	8.0	19-45	422	0-0	0.000	16-25	640	36	1.3	30-0	8	5	7	1	54	2.0
<b>Totals</b>	<b>113-48</b>	<b>1952</b>	<b>17.3</b>	<b>185-458</b>	<b>404</b>	<b>12-53</b>	<b>226</b>	<b>84-124</b>	<b>677</b>	<b>303</b>	<b>2.7</b>	<b>195-3</b>	<b>106</b>	<b>147</b>	<b>46</b>	<b>50</b>	<b>466</b>	<b>4.1</b>

**Austin Budke**

Forward * 6-6 * 227 • Beloit, Kan. (High/Hutchinson CC)																		
YEAR	GP-GS	MIN	AVG	FG-A	PCT	3PT-A	PCT	FTA	PCT	REB	AVG	PF-FO	A	TO	BLK	ST	PTS	AVG
2015-16	33-0	431	13.1	21-55	382	2-11	182	33-44	750	67	2.0	70-1	13	20	3	8	77	2.3
2016-17	23-0	109	4.7	6-20	300	3-13	231	5-10	500	10	0.4	15-0	5	3	1	4	20	0.9
<b>Totals</b>	<b>56-0</b>	<b>540</b>	<b>9.6</b>	<b>27-75</b>	<b>360</b>	<b>5-24</b>	<b>208</b>	<b>38-54</b>	<b>704</b>	<b>77</b>	<b>1.4</b>	<b>18</b>	<b>23</b>	<b>4</b>	<b>12</b>	<b>9</b>	<b>97</b>	<b>1.7</b>

**Warren Bullock**

Guard * 6-0 * 170 • Norton, Kan. (High)																		
YEAR	GP-GS	MIN	AVG	FG-A	PCT	3PT-A	PCT	FTA	PCT	REB	AVG	PF-FO	A	TO	BLK	ST	PTS	AVG
1953-54	12	---	---	5-22	227	---	---	4-14	286	---	---	---	---	---	---	---	14	1.2
1954-55	3	---	---	0-2	0.000	---	---	0-0	0.000	---	---	---	---	---	---	---	0	0.0
<b>Totals</b>	<b>15</b>	---	---	<b>5-24</b>	<b>208</b>	---	---	<b>4-14</b>	<b>286</b>	---	---	---	---	---	---	---	<b>14</b>	<b>0.9</b>

**Josh Campbell**

Guard * 5-11 * 165 • Hoxie, Kan. (Hoxie/Cloud County CC)																		
YEAR	GP-GS	MIN	AVG	FG-A	PCT	3PT-A	PCT	FTA	PCT	REB	AVG	PF-FO	A	TO	BLK	ST	PTS	AVG
2004-05	2-0	3	1.5	0-0	0.000	0-0	0.000	0-0	0.000	0	0.0	0-0	1	2	0	0	0	0.0
2005-06	2-0	2	1.0	0-0	0.000	0-0	0.000	0-0	0.000	0	0.0	0-0	1	0	0	0	0	0.0
<b>Total</b>	<b>4-0</b>	<b>5</b>	<b>1.3</b>	<b>0-0</b>	<b>0.000</b>	<b>0-0</b>	<b>0.000</b>	<b>0-0</b>	<b>0.000</b>	<b>0</b>	<b>0.0</b>	<b>0-0</b>	<b>2</b>	<b>2</b>	<b>0</b>	<b>0</b>	<b>0</b>	<b>0.0</b>

**Travis Canby**

Forward * 6-9 * 233 • Atlanta, Ga. (Fork Union Military Academy)																		
YEAR	GP-GS	MIN	AVG	FG-A	PCT	3PT-A	PCT	FTA	PCT	REB	AVG	PF-FO	A	TO	BLK	ST	PTS	AVG
2001-02	22-0	169	7.7	7-15	467	0-0	0.000	5-9	556	32	1.5	34-0	4	5	2	19	0.9	
2002-03	26-0	109	4.2	3-8	375	0-0	0.000	3-7	429	16	0.6	10-0	6	4	1	2	9	0.3
2003-04	19-1	138	7.3	8-12	867	0-0	0.000	0-0	0.000	19	1.0	20-0	7	10	1	4	16	0.8
2004-05	8-0	20	2.5	1-1	100	0-0	0.000	2-4	500	5	0.6	3-0	0	2	0	4	6.5	
<b>Total</b>	<b>75-1</b>	<b>436</b>	<b>5.8</b>	<b>19-36</b>	<b>528</b>	<b>0-0</b>	<b>0.000</b>	<b>10-19</b>	<b>526</b>	<b>72</b>	<b>1.0</b>	<b>65-0</b>	<b>21</b>	<b>20</b>	<b>7</b>	<b>8</b>	<b>48</b>	<b>0.6</b>

**Jack Carby**

Forward * 6-7 * 235 • Kansas City, Mo. (Westport/Kansas)																		
YEAR	GP-GS	MIN	AVG	FG-A	PCT	3PT-A	PCT	FTA	PCT	REB	AVG	PF-FO	A	TO	BLK	ST	PTS	AVG
1951-52	23	---	---	73-197	371	---	---	51-80	638	---	---	86	---	---	---	---	197	8.6
1952-53	21	---	---	35-93	374	---	---	33-53	623	---	---	---	---	---	---	---	103	4.9
<b>Totals</b>	<b>44</b>	---	---	<b>108-290</b>	<b>372</b>	---	---	<b>84-133</b>	<b>632</b>	---	---	<b>86</b>	---	---	---	---	<b>300</b>	<b>6.8</b>

**Glenn Channell**

Center * 6-5 * 190 • Kansas City, Kan.																		
YEAR	GP-GS	MIN	AVG	FG-A	PCT	3PT-A	PCT	FTA	PCT	REB	AVG	PF-FO	A	TO	BLK	ST	PTS	AVG
1950-51	9	---	---	2-6	333	---	---	5-7	714	---	---	---	---	---	---	---	9	1.0

**Bob Chipman**

Guard * 6-2 * 185 • Davison, Mich. (Flint Northwestern/Geneseo CC)																		
YEAR	GP-GS	MIN	AVG	FG-A	PCT	3PT-A	PCT	FTA	PCT	REB	AVG	PF-FO	A	TO	BLK	ST	PTS	AVG
1971-72	22-2	---	---	11-32	344	---	---	24-60	400	30	1.3	27-0	---	---	---	---	46	2.0
1972-73	28-18	---	---	87-170	512	---	---	45-60	750	78	2.8	47-1	---	---	---	---	219	7.8
<b>Totals</b>	<b>50-20</b>	---	---	<b>98-202</b>	<b>485</b>	---	---	<b>69-120</b>	<b>575</b>	<b>108</b>	<b>2.2</b>	<b>74-1</b>	---	---	---	---	<b>265</b>	<b>5.3</b>

**Ward Clark**

Center * 6-1 * 190 • Eureka, Kan. (High)																		
YEAR	GP-GS	MIN	AVG	FG-A	PCT	3PT-A	PCT	FTA	PCT	REB	AVG	PF-FO	A	TO	BLK	ST	PTS	AVG
1947-48	28	---	---	44	---	---	---	32-43	744	---	---	41	---	---	---	---	120	4.3
1948-49	6	---	---	9-21	429	---	---	5-7	714	---	---	41	---	---	---	---	23	3.8
<b>Totals</b>	<b>34</b>	---	---	<b>53</b>	---	---	---	<b>37-50</b>	<b>720</b>	---	---	<b>41</b>	---	---	---	---	<b>143</b>	<b>4.2</b>

**Denis Clemente**

Guard * 6-1 * 175 • Bayamon, Puerto Rico (Calusa [Fla.] Prep/Miami)																		
YEAR	GP-GS	MIN	AVG	FG-A	PCT	3PT-A	PCT	FTA	PCT	REB	AVG	PF-FO	A	TO	BLK	ST	PTS	AVG
2008-09	32-32	952	29.8	167-412	405	59-161	366	87-109	798	78	2.4	76-1	112	84	0	27	480	15.0
2009-10	37-37	1284	34.7	213-526	405	88-258	341	99-133	744	81	2.4	78-1	154	73	4	40	631	16.6
<b>Totals</b>	<b>69-69</b>	<b>2236</b>	<b>32.4</b>	<b>380-938</b>	<b>405</b>	<b>147-419</b>	<b>351</b>	<b>186-242</b>	<b>769</b>	<b>166</b>	<b>2.4</b>	<b>154-2</b>	<b>266</b>	<b>156</b>	<b>4</b>	<b>67</b>	<b>1093</b>	<b>15.8</b>

**Jonas Cody**

Guard * 6-0 * 195 • St. Louis, Mo. (Vashon)																		
YEAR	GP-GS	MIN	AVG	FG-A	PCT	3PT-A	PCT	FTA	PCT	REB	AVG	PF-FO	A	TO	BLK	ST	PTS	AVG
1982-83	24-3	---	---	32-86	372	---	---	30-52	577	17	0.7	34-0	18	16	0	12	94	3.9
1983-84	22-3	217	9.9	23-57	404	---	---	18-32	563	13	0.7	26-0	17	17	0	7	64	2.9
<b>Totals</b>	<b>46-6</b>	---	---	<b>55-143</b>	<b>385</b>	---	---	<b>48-84</b>	<b>571</b>	<b>30</b>	<b>0.7</b>	<b>60-0</b>	<b>35</b>	<b>33</b>	<b>0</b>	<b>19</b>	<b>158</b>	<b>3.4</b>

**Larry Cohan**

Guard * 6-2 * 170 • Bonner Springs, Kan. (High)																		
YEAR	GP-GS	MIN	AVG	FG-A	PCT	3PT-A	PCT	FTA	PCT	REB	AVG	PF-FO	A	TO	BLK	ST	PTS	AVG
1962-63	11	---	---	5-20	250	---	---	9-13	692	3	0.3	10-0	---	---	---	---	19	1.7

**Norris Coleman**

Forward * 6-8 * 210 • Jacksonville, Fla. (Paxon Senior)																		
YEAR	GP-GS	MIN	AVG	FG-A	PCT	3PT-A	PCT	FTA	PCT	REB	AVG	PF-FO	A	TO	BLK	ST	PTS	AVG
1985-86	28-28	992	35.4	254-490	518	---	---	101-136	743	225	8.0	65-0	21	41	27	25	609	21.8
1986-87	19-12	613	32.3	154-303	508	1-13	077	85-113	752	160	8.4	43-0	8	33	27	17	394	20.7
<b>Totals</b>	<b>47-40</b>	<b>1605</b>	<b>34.2</b>	<b>408-793</b>	<b>515</b>	<b>1-13</b>	<b>077</b>	<b>186-249</b>	<b>747</b>	<b>385</b>	<b>8.2</b>	<b>108-0</b>	<b>29</b>	<b>74</b>	<b>54</b>	<b>42</b>	<b>1003</b>	<b>21.3</b>

**Aaron Collier**

Forward * 6-6 * 220 • Kansas City, Mo. (Northeast/State Fair CC)																		
YEAR	GP-GS	MIN	AVG	FG-A	PCT	3PT-A	PCT	FTA	PCT	REB	AVG	PF-FO	A	TO	BLK	ST	PTS	AVG
1991-92	24-30	373	15.5	43-96	448	0-0	0.000	21-39	538	104	4.3	37-2	13	19	3	4	107	4.5
1992-93	30-9	796	26.5	117-234	500	0-0	0.000	38-54	704	197	6.6	61-1	22	42	3	19	272	9.1
<b>Totals</b>	<b>54-39</b>	<b>1169</b>	<b>21.7</b>	<b>160-330</b>	<b>485</b>	<b>0-0</b>	<b>0.000</b>	<b>59-93</b>										



Mark Dobbins

Table with columns: YEAR, GP-GS, MIN, AVG, FG-A, PCT, 3PT-A, PCT, FTA, PCT, REB, AVG, PF-FO, A, TO, BLK, ST, PTS, AVG. Includes data for 1985-86 to 1988-89 and a Totals row.

Steve Douglas

Table with columns: YEAR, GP-GS, MIN, AVG, FG-A, PCT, 3PT-A, PCT, FTA, PCT, REB, AVG, PF-FO, A, TO, BLK, ST, PTS, AVG. Includes data for 1957-58 to 1959-60 and a Totals row.

William Dresser

Table with columns: YEAR, GP-GS, MIN, AVG, FG-A, PCT, 3PT-A, PCT, FTA, PCT, REB, AVG, PF-FO, A, TO, BLK, ST, PTS, AVG. Includes data for 1948-49 and a Totals row.

Dan Droge

Table with columns: YEAR, GP-GS, MIN, AVG, FG-A, PCT, 3PT-A, PCT, FTA, PCT, REB, AVG, PF-FO, A, TO, BLK, ST, PTS, AVG. Includes data for 1974-75 to 1976-77 and a Totals row.

Gerald Eaker

Table with columns: YEAR, GP-GS, MIN, AVG, FG-A, PCT, 3PT-A, PCT, FTA, PCT, REB, AVG, PF-FO, A, TO, BLK, ST, PTS, AVG. Includes data for 1995-96 to 1996-97 and a Totals row.

Percy Eddie

Table with columns: YEAR, GP-GS, MIN, AVG, FG-A, PCT, 3PT-A, PCT, FTA, PCT, REB, AVG, PF-FO, A, TO, BLK, ST, PTS, AVG. Includes data for 1985-86 to 1986-87 and a Totals row.

Justin Edwards

Table with columns: YEAR, GP-GS, MIN, AVG, FG-A, PCT, 3PT-A, PCT, FTA, PCT, REB, AVG, PF-FO, A, TO, BLK, ST, PTS, AVG. Includes data for 2014-15 to 2015-16 and a Totals row.

Eddie Elder

Table with columns: YEAR, GP-GS, MIN, AVG, FG-A, PCT, 3PT-A, PCT, FTA, PCT, REB, AVG, PF-FO, A, TO, BLK, ST, PTS, AVG. Includes data for 1981-82 to 1984-85 and a Totals row.

Josh Eilert

Table with columns: YEAR, GP-GS, MIN, AVG, FG-A, PCT, 3PT-A, PCT, FTA, PCT, REB, AVG, PF-FO, A, TO, BLK, ST, PTS, AVG. Includes data for 2002-03 to 2003-04 and a Totals row.

Tim Ellis

Table with columns: YEAR, GP-GS, MIN, AVG, FG-A, PCT, 3PT-A, PCT, FTA, PCT, REB, AVG, PF-FO, A, TO, BLK, ST, PTS, AVG. Includes data for 2002-03 to 2003-04 and a Totals row.

Carlie Ervin II

Table with columns: YEAR, GP-GS, MIN, AVG, FG-A, PCT, 3PT-A, PCT, FTA, PCT, REB, AVG, PF-FO, A, TO, BLK, ST, PTS, AVG. Includes data for 2015-16 to 2016-17 and a Totals row.

Mike Evans

Table with columns: YEAR, GP-GS, MIN, AVG, FG-A, PCT, 3PT-A, PCT, FTA, PCT, REB, AVG, PF-FO, A, TO, BLK, ST, PTS, AVG. Includes data for 1974-75 to 1977-78 and a Totals row.

Richard Ewy

Table with columns: YEAR, GP-GS, MIN, AVG, FG-A, PCT, 3PT-A, PCT, FTA, PCT, REB, AVG, PF-FO, A, TO, BLK, ST, PTS, AVG. Includes data for 1959-60 to 1961-62 and a Totals row.

Kaosi Ezeagwu

Table with columns: YEAR, GP-GS, MIN, AVG, FG-A, PCT, 3PT-A, PCT, FTA, PCT, REB, AVG, PF-FO, A, TO, BLK, ST, PTS, AVG. Includes data for 2020-21 to 2021-22 and a Totals row.

Larry Fischer

Table with columns: YEAR, GP-GS, MIN, AVG, FG-A, PCT, 3PT-A, PCT, FTA, PCT, REB, AVG, PF-FO, A, TO, BLK, ST, PTS, AVG. Includes data for 1955-56 to 1957-58 and a Totals row.

Ron Flynn

Table with columns: YEAR, GP-GS, MIN, AVG, FG-A, PCT, 3PT-A, PCT, FTA, PCT, REB, AVG, PF-FO, A, TO, BLK, ST, PTS, AVG. Includes data for 1954-55 and a Totals row.

Marcus Foster

Table with columns: YEAR, GP-GS, MIN, AVG, FG-A, PCT, 3PT-A, PCT, FTA, PCT, REB, AVG, PF-FO, A, TO, BLK, ST, PTS, AVG. Includes data for 2013-14 to 2014-15 and a Totals row.

Wally Frank

Table with columns: YEAR, GP-GS, MIN, AVG, FG-A, PCT, 3PT-A, PCT, FTA, PCT, REB, AVG, PF-FO, A, TO, BLK, ST, PTS, AVG. Includes data for 1957-58 to 1959-60 and a Totals row.

James Franklin

Table with columns: YEAR, GP-GS, MIN, AVG, FG-A, PCT, 3PT-A, PCT, FTA, PCT, REB, AVG, PF-FO, A, TO, BLK, ST, PTS, AVG. Includes data for 2006-07 to 2007-08 and a Totals row.

Keith Frazier

Table with columns: YEAR, GP-GS, MIN, AVG, FG-A, PCT, 3PT-A, PCT, FTA, PCT, REB, AVG, PF-FO, A, TO, BLK, ST, PTS, AVG. Includes data for 1975-76 to 1977-78 and a Totals row.

Mark Frederick

Table with columns: YEAR, GP-GS, MIN, AVG, FG-A, PCT, 3PT-A, PCT, FTA, PCT, REB, AVG, PF-FO, A, TO, BLK, ST, PTS, AVG. Includes data for 2003-04 to 2005-06 and a Totals row.

Ron Freeman

Table with columns: YEAR, GP-GS, MIN, AVG, FG-A, PCT, 3PT-A, PCT, FTA, PCT, REB, AVG, PF-FO, A, TO, BLK, ST, PTS, AVG. Includes data for 2015-16 and a Totals row.

Thomas Freeman

Table with columns: YEAR, GP-GS, MIN, AVG, FG-A, PCT, 3PT-A, PCT, FTA, PCT, REB, AVG, PF-FO, A, TO, BLK, ST, PTS, AVG. Includes data for 1977-78 and a Totals row.

Galen Frick

Table with columns: YEAR, GP-GS, MIN, AVG, FG-A, PCT, 3PT-A, PCT, FTA, PCT, REB, AVG, PF-FO, A, TO, BLK, ST, PTS, AVG. Includes data for 1965-66 to 1966-67 and a Totals row.

Steve Fritz

Table with columns: YEAR, GP-GS, MIN, AVG, FG-A, PCT, 3PT-A, PCT, FTA, PCT, REB, AVG, PF-FO, A, TO, BLK, ST, PTS, AVG. Includes data for 1988-89 to 1990-91 and a Totals row.

Eduardo Galvao

Table with columns: YEAR, GP-GS, MIN, AVG, FG-A, PCT, 3PT-A, PCT, FTA, PCT, REB, AVG, PF-FO, A, TO, BLK, ST, PTS, AVG. Includes data for 1979-80 to 1982-83 and a Totals row.

Bob Garcia

Table with columns: YEAR, GP-GS, MIN, AVG, FG-A, PCT, 3PT-A, PCT, FTA, PCT, REB, AVG, PF-FO, A, TO, BLK, ST, PTS, AVG. Includes data for 1950-51 and a Totals row.

Dan Gaskin

Table with columns: YEAR, GP-GS, MIN, AVG, FG-A, PCT, 3PT-A, PCT, FTA, PCT, REB, AVG, PF-FO, A, TO, BLK, ST, PTS, AVG. Includes data for 1966-67 and a Totals row.

Brian Gavin

Table with columns: YEAR, GP-GS, MIN, AVG, FG-A, PCT, 3PT-A, PCT, FTA, PCT, REB, AVG, PF-FO, A, TO, BLK, ST, PTS, AVG. Includes data for 1992-93 to 1995-96 and a Totals row.

Bob George

Table with columns: YEAR, GP-GS, MIN, AVG, FG-A, PCT, 3PT-A, PCT, FTA, PCT, REB, AVG, PF-FO, A, TO, BLK, ST, PTS, AVG. Includes data for 1965-66 to 1966-67 and a Totals row.

Carl Gerlach

Table with columns: YEAR, GP-GS, MIN, AVG, FG-A, PCT, 3PT-A, PCT, FTA, PCT, REB, AVG, PF-FO, A, TO, BLK, ST, PTS, AVG. Includes data for 1972-73 to 1976-77 and a Totals row.

John Gibson

Table with columns: YEAR, GP-GS, MIN, AVG, FG-A, PCT, 3PT-A, PCT, FTA, PCT, REB, AVG, PF-FO, A, TO, BLK, ST, PTS, AVG. Includes data for 1949-50 to 1951-52 and a Totals row.

Thomas Gipson

Table with columns: YEAR, GP-GS, MIN, AVG, FG-A, PCT, 3PT-A, PCT, FTA, PCT, REB, AVG, PF-FO, A, TO, BLK, ST, PTS, AVG. Includes data for 2011-12 to 2014-15 and a Totals row.

Andre Gilbert

Table with columns: YEAR, GP-GS, MIN, AVG, FG-A, PCT, 3PT-A, PCT, FTA, PCT, REB, AVG, PF-FO, A, TO, BLK, ST, PTS, AVG. Includes data for 2007-08 and a Totals row.

Buster Glover

Table with columns: YEAR, GP-GS, MIN, AVG, FG-A, PCT, 3PT-A, PCT, FTA, PCT, REB, AVG, PF-FO, A, TO, BLK, ST, PTS, AVG. Includes data for 1987-88 and a Totals row.

Eugene Goodlow

Table with columns: YEAR, GP-GS, MIN, AVG, FG-A, PCT, 3PT-A, PCT, FTA, PCT, REB, AVG, PF-FO, A, TO, BLK, ST, PTS, AVG. Includes data for 1977-78 to 1978-79 and a Totals row.

Antonio Gordon

Table with columns: YEAR, GP-GS, MIN, AVG, FG-A, PCT, 3PT-A, PCT, FTA, PCT, REB, AVG, PF-FO, A, TO, BLK, ST, PTS, AVG. Includes data for 2019-20 to 2021-22 and a Totals row.

Daljuan Gordon

Table with columns: YEAR, GP-GS, MIN, AVG, FG-A, PCT, 3PT-A, PCT, FTA, PCT, REB, AVG, PF-FO, A, TO, BLK, ST, PTS, AVG. Includes data for 2019-20 to 2021-22 and a Totals row.

Joe Gottfrid

Table with columns: YEAR, GP-GS, MIN, AVG, FG-A, PCT, 3PT-A, PCT, FTA, PCT, REB, AVG, PF-FO, A, TO, BLK, ST, PTS, AVG. Includes data for 1961-62 to 1963-64 and a Totals row.

Bob Graham

Table with columns: YEAR, GP-GS, MIN, AVG, FG-A, PCT, 3PT-A, PCT, FTA, PCT, REB, AVG, PF-FO, A, TO, BLK, ST, PTS, AVG. Includes data for 1958-59 to 1959-60 and a Totals row.

Benny Green

Table with columns: YEAR, GP-GS, MIN, AVG, FG-A, PCT, 3PT-A, PCT, FTA, PCT, REB, AVG, PF-FO, A, TO, BLK, ST, PTS, AVG. Includes data for 1985-86 and a Totals row.



**Chris Griffin** Guard • 6-2 • 195 • Elverta, Calif. (Jesus/Washington State)

YEAR	GP-GS	MIN	AVG	FG-A	PCT	3PT-A	PCT	FTA	PCT	REB	AVG	PF-FO	A	TO	BLK	ST	PTS	AVG
1996-97	27-10	553	20.5	24-71	338	1-14	143	38-57	657	64	2.4	49-1	74	53	4	16	88	3.3
1997-98	28-10	444	15.6	39-64	469	4-13	408	23-37	622	52	1.9	50-6	62	41	3	21	87	3.1
1998-99	33-32	950	28.8	70-172	407	15-50	300	66-103	641	98	3.0	66-1	135	74	5	37	221	6.7
Totals	88-51	1947	22.1	124-307	404	21-77	273	127-197	645	214	2.4	102-7	217	168	12	74	396	4.5

**Cortez Groves** Guard • 6-5 • 185 • Raytown, Mo. (High/Moberly JC)

YEAR	GP-GS	MIN	AVG	FG-A	PCT	3PT-A	PCT	FTA	PCT	REB	AVG	PF-FO	A	TO	BLK	ST	PTS	AVG
1998-99	33-21	774	23.5	115-322	357	38-106	358	60-81	741	107	3.2	57-0	66	72	9	35	328	9.9
1999-00	26-24	742	28.5	146-384	380	70-187	374	57-80	713	55	2.1	65-1	65	78	4	37	419	16.1
Totals	59-45	1516	25.7	261-706	370	108-293	369	117-161	727	162	2.7	122-1	131	150	13	72	747	12.0

**Bill Guthridge** Guard • 5-10 • 160 • Parsons, Kan. (High/Parsons JC)

YEAR	GP-GS	MIN	AVG	FG-A	PCT	3PT-A	PCT	FTA	PCT	REB	AVG	PF-FO	A	TO	BLK	ST	PTS	AVG
1957-58	6-0	---	---	3-4	750	---	---	0-2	000	---	0.7	---	---	---	---	---	6	1.0
1958-59	20-2	---	---	14-64	364	---	---	24-38	632	25	1.3	---	---	---	---	---	56	2.8
1959-60	15-4	---	---	19-50	380	---	---	11-17	647	22	1.5	23-0	---	---	---	---	49	3.3
Totals	41-6	---	---	38-98	388	---	---	35-57	614	51	1.2	23-0	---	---	---	---	111	2.7

**David Hall** Center/Forward • 6-7 • 200 • Savannah, Ga. (Beach)

YEAR	GP-GS	MIN	AVG	FG-A	PCT	3PT-A	PCT	FTA	PCT	REB	AVG	PF-FO	A	TO	BLK	ST	PTS	AVG
1969-70	28-24	---	---	135-268	504	---	---	67-120	558	276	9.8	80-4	---	---	---	---	337	12.0
1970-71	26-26	---	---	127-256	496	---	---	44-101	436	284	10.9	95-9	---	---	---	---	298	11.5
1971-72	28-27	---	---	149-271	549	---	---	74-123	602	267	9.5	81-4	---	---	---	---	337	13.2
Totals	82-77	---	---	411-795	517	---	---	185-344	538	827	10.1	256-17	---	---	---	---	1007	12.3

**Stanley Hamilton** Forward • 6-6 • 230 • Savannah, Ga. (Dodge City CC)

YEAR	GP-GS	MIN	AVG	FG-A	PCT	3PT-A	PCT	FTA	PCT	REB	AVG	PF-FO	A	TO	BLK	ST	PTS	AVG
1993-94	30-0	245	8.2	20-36	556	0-1	000	15-23	652	56	1.9	23-0	14	14	1	1	55	1.8
1994-95	27-1	501	18.6	84-193	435	12-45	267	26-49	531	142	5.3	42-1	30	33	6	20	206	7.6
Totals	57-1	746	13.1	104-229	454	12-46	261	41-72	569	198	3.5	25-1	44	47	7	21	261	4.6

**Rick Harman** Forward • 6-3 • 190 • Hoisington, Kan. (High)

YEAR	GP-GS	MIN	AVG	FG-A	PCT	3PT-A	PCT	FTA	PCT	REB	AVG	PF-FO	A	TO	BLK	ST	PTS	AVG
1946-47	23-	---	---	31-	---	---	---	---	---	---	---	51-	---	---	---	---	99	4.3
1947-48	28-	---	---	88-	---	---	---	67-86	779	---	---	81-	---	---	---	---	262	9.4
1948-49	11-	---	---	39-144	375	---	---	47-68	691	---	---	73-	---	---	---	---	125	11.4
1949-50	24-	---	---	84-209	402	---	---	103-135	763	---	---	73-	---	---	---	---	271	11.2
Totals	86-	---	---	252-	---	---	---	254-352	722	---	---	205-	---	---	---	---	757	8.8

**Dean Harris** Forward • 6-8 • 185 • Edwardsville, Ill. (High)

YEAR	GP-GS	MIN	AVG	FG-A	PCT	3PT-A	PCT	FTA	PCT	REB	AVG	PF-FO	A	TO	BLK	ST	PTS	AVG
1973-74	27-23	---	---	87-202	431	---	---	26-48	542	176	6.5	67-2	---	---	---	---	200	7.4

**Lance Harris** Guard • 6-5 • 185 • Columbia, Mo. (Hickman)

YEAR	GP-GS	MIN	AVG	FG-A	PCT	3PT-A	PCT	FTA	PCT	REB	AVG	PF-FO	A	TO	BLK	ST	PTS	AVG
2003-04	27-0	213	7.9	21-73	288	10-42	238	6-14	429	23	0.9	15-0	16	14	2	6	58	2.1
2004-05	29-8	763	26.3	108-240	450	58-140	414	27-45	600	62	2.1	49-1	66	41	7	21	301	10.4
2005-06	28-13	717	25.6	117-282	415	27-100	270	38-50	760	68	2.4	46-1	49	44	6	16	299	10.7
2006-07	35-30	925	26.4	132-296	449	59-157	376	38-57	667	115	3.3	53-0	67	49	18	14	363	10.4
Totals	119-51	2618	22.0	379-891	425	154-439	351	109-166	657	268	2.3	163-2	198	148	33	57	1021	8.6

**Malek Harris** Forward • 6-8 • 215 • Orlando Park, Ill. (Sandburg)

YEAR	GP-GS	MIN	AVG	FG-A	PCT	3PT-A	PCT	FTA	PCT	REB	AVG	PF-FO	A	TO	BLK	ST	PTS	AVG
2014-15	27-0	336	12.4	21-53	396	0-3	000	14-23	609	50	1.9	38-0	14	18	0	2	56	2.1

**Tre Harris** Guard • 6-5 • 195 • Edwardsville, Ill. (Edwardsville/Fishburne (Va.) Military School)

YEAR	GP-GS	MIN	AVG	FG-A	PCT	3PT-A	PCT	FTA	PCT	REB	AVG	PF-FO	A	TO	BLK	ST	PTS	AVG
2014-15	21-1	211	10.0	28-56	500	20-44	455	4-8	500	18	0.9	24-0	11	7	0	5	80	3.8

**Trey Harris** Guard • 5-11 • 165 • Bloomington, Ill. (Bloomington/Indian Hills CC)

YEAR	GP-GS	MIN	AVG	FG-A	PCT	3PT-A	PCT	FTA	PCT	REB	AVG	PF-FO	A	TO	BLK	ST	PTS	AVG
2021-22	1-0	1	1.0	0-0	000	0-0	000	0-0	000	1	1.0	0-0	0	0	0	0	0	0.0

**Jarrett Hart** Guard • 6-4 • 205 • Little Rock, Ark. (Central/Oklahoma/Arkansas-Port Smith)

YEAR	GP-GS	MIN	AVG	FG-A	PCT	3PT-A	PCT	FTA	PCT	REB	AVG	PF-FO	A	TO	BLK	ST	PTS	AVG
2002-03	27-12	626	24.1	70-171	409	21-63	333	34-57	596	88	3.4	40-1	77	48	5	21	295	10.7
2003-04	26-24	835	30.9	102-259	394	41-104	394	38-62	774	96	3.6	47-1	85	49	1	20	193	10.9
Totals	53-36	1461	27.6	172-430	400	62-167	371	82-119	689	184	3.5	87-2	162	97	6	41	488	9.2

**Elliot Hatcher** Guard • 6-0 • 175 • Indianapolis, Ind. (Ritter High/Grayson CC)

YEAR	GP-GS	MIN	AVG	FG-A	PCT	3PT-A	PCT	FTA	PCT	REB	AVG	PF-FO	A	TO	BLK	ST	PTS	AVG
1994-95	27-27	807	32.9	123-295	417	41-102	402	74-96	771	95	3.5	67-2	82	61	3	53	361	13.4
1995-96	27-27	842	34.9	139-329	422	48-129	372	116-142	817	93	3.4	58-2	89	81	3	65	442	16.4
Totals	54-54	1829	33.9	262-624	420	89-231	385	190-238	798	188	3.5	125-4	171	142	6	118	803	14.9

**Marques Hayden** Forward • 6-7 • 240 • Putnam City, Okla. (High)

YEAR	GP-GS	MIN	AVG	FG-A	PCT	3PT-A	PCT	FTA	PCT	REB	AVG	PF-FO	A	TO	BLK	ST	PTS	AVG
2002-03	30-1	560	18.7	71-142	500	0-1	000	69-102	676	135	4.5	81-3	26	28	14	10	211	7.0
2003-04	28-26	709	25.3	86-161	534	1-2	500	50-80	625	181	6.5	81-1	27	15	16	27	223	8.0
2004-05	15-13	34	2.3	41-95	432	1-1	100	19-35	543	79	5.3	36-0	19	22	9	7	102	6.8
Totals	73-40	1603	22.0	198-398	498	2-4	500	138-217	636	395	5.4	198-4	72	105	39	44	536	7.3

**Marcus Hayes** Guard • 6-4 • 200 • Oviedo, Fla. (High)

YEAR	GP-GS	MIN	AVG	FG-A	PCT	3PT-A	PCT	FTA	PCT	REB	AVG	PF-FO	A	TO	BLK	ST	PTS	AVG
2001-02	12-0	38	3.2	0-4	000	0-1	000	2-2	1000	3	0.3	8-0	2	7	0	2	0	2

**Head** Forward • 6-0 • 160 • Los Angeles, Calif. (University)

YEAR	GP-GS	MIN	AVG	FG-A	PCT	3PT-A	PCT	FTA	PCT	REB	AVG	PF-FO	A	TO	BLK	ST	PTS	AVG
1948-49	12	---	---	32-96	333	---	---	8-19	421	---	---	---	---	---	---	---	72	6.0
1949-50	17	---	---	48-147	327	---	---	13-27	482	---	---	34-	---	---	---	---	109	6.4
1950-51	26	---	---	34-74	460	---	---	33-48	688	---	---	---	---	---	---	---	181	7.0
Totals	55	---	---	114-317	360	---	---	54-94	575	---	---	34-	---	---	---	---	362	6.6

**Jay Heidrick** Forward • 6-6 • 195 • Beloit, Kan. (High/Barton County CC)

YEAR	GP-GS	MIN	AVG	FG-A	PCT	3PT-A	PCT	FTA	PCT	REB	AVG	PF-FO	A	TO	BLK	ST	PTS	AVG
------	-------	-----	-----	------	-----	-------	-----	-----	-----	-----	-----	-------	---	----	-----	----	-----	-----



**Stephen Hurt** Forward • 6-11 • 265 • Murfreesboro, Tenn. (Siegel/Lipscomb/Northwest Florida JC)

YEAR	GP	GS	MIN	AVG	FG-A	PCT	3PT-A	PCT	FTA	PCT	REB	AVG	PF-FO	A	TO	BLK	ST	PTS	AVG
2014-15	29-5	388	13.4	46.102	451	4-14	286	27-39	692	81	2.8	54.0	12	31	7	123	4.2	84	2.9
2015-16	33-4	362	19.2	74.182	407	16-53	302	47-63	746	146	4.4	81.0	22	50	12	16	211	6.4	19.5
Totals	62-29	1020	16.5	120.284	423	20-67	299	74-102	725	227	3.7	135.0	34	81	19	23	334	5.4	14.5

**Wayne Hutchins** Center • 6-6 • 230 • Winfield, Kan. (High)

YEAR	GP	GS	MIN	AVG	FG-A	PCT	3PT-A	PCT	FTA	PCT	REB	AVG	PF-FO	A	TO	BLK	ST	PTS	AVG
1955-56	10	---	---	6-14	429	---	---	7-17	412	14	1.4	---	---	---	---	---	---	19	1.9

**Martavious Irving** Guard • 6-1 • 209 • Fort Lauderdale, Fla. (Boyd Anderson)

YEAR	GP	GS	MIN	AVG	FG-A	PCT	3PT-A	PCT	FTA	PCT	REB	AVG	PF-FO	A	TO	BLK	ST	PTS	AVG
2009-10	33-0	340	10.3	19.468	479	8-33	242	14-21	667	29	0.9	20.0	24	15	2	11	14	60	1.8
2010-11	33-0	501	15.2	50.122	470	17-49	347	16-35	457	40	1.2	43.1	31	25	2	11	13	133	4.2
2011-12	31-4	590	19.0	63.141	447	19-54	352	24-34	706	51	1.6	61.0	45	31	0	30	169	5.5	17.6
2012-13	33-2	685	20.8	58.154	377	35-88	398	17-23	739	59	1.8	50.0	71	35	2	17	168	5.1	14.2
Totals	130-16	2116	16.3	190.485	392	72-224	353	71-113	628	179	1.4	174.1	171	106	5	72	530	4.1	11.5

**Jim Iverson** Guard • 5-10 • 170 • Mitchell, S.D. (Platte)

YEAR	GP	GS	MIN	AVG	FG-A	PCT	3PT-A	PCT	FTA	PCT	REB	AVG	PF-FO	A	TO	BLK	ST	PTS	AVG
1949-50	22	---	---	26-74	351	---	---	13-20	650	---	---	---	18	---	---	---	---	65	2.9
1950-51	29	---	---	95-243	391	---	---	69-90	767	---	---	---	---	---	---	---	---	259	8.9
1951-52	24	---	---	121-291	416	---	---	67-88	761	---	---	---	---	---	---	---	---	309	12.9
Totals	75	---	---	242-608	398	---	---	149-198	733	---	---	---	18	---	---	---	---	633	8.4

**Wesley Iwundu** Guard/Forward • 6-7 • Houston, Texas (Westfield)

YEAR	GP	GS	MIN	AVG	FG-A	PCT	3PT-A	PCT	FTA	PCT	REB	AVG	PF-FO	A	TO	BLK	ST	PTS	AVG
2013-14	33-0	780	23.6	71.154	461	7-17	412	71-112	634	139	4.2	71.0	61	42	12	19	220	6.7	16.1
2014-15	31-24	780	25.2	63.156	404	6-19	316	47-79	595	108	3.5	65.0	61	62	20	23	179	5.8	14.5
2015-16	33-33	1070	32.4	140.293	478	6-30	200	108-156	692	150	4.5	78.0	123	95	8	44	394	11.9	35.7
2016-17	35-35	1098	31.4	151.314	481	32-85	376	122-159	767	221	6.3	63.1	121	81	12	35	456	13.0	31.4
Totals	132-124	3728	28.2	425.917	463	51-151	338	348-506	688	618	4.7	277.1	366	280	52	121	149	925	7.5

**Tyrone Jackson** Forward • 6-5 • 195 • East St. Louis, Ill. (Lincoln)

YEAR	GP	GS	MIN	AVG	FG-A	PCT	3PT-A	PCT	FTA	PCT	REB	AVG	PF-FO	A	TO	BLK	ST	PTS	AVG
1982-83	27-17	---	---	55-116	474	---	---	16-30	533	111	4.1	42.0	27	28	20	15	126	4.7	13.6
1983-84	27-3	384	14.2	25.46	544	---	---	12-19	632	63	2.3	35.0	9	12	6	12	62	2.3	6.6
1984-85	27-8	674	25.0	54.106	509	---	---	45-65	692	131	4.9	50.0	27	31	16	23	153	5.7	13.1
Totals	81-28	---	---	134-268	500	---	---	73-114	640	305	3.8	127.0	63	71	42	50	341	4.2	10.1

**Roscoe Jackson** Forward • 6-5 • 185 • Topeka, Kan. (High)

YEAR	GP	GS	MIN	AVG	FG-A	PCT	3PT-A	PCT	FTA	PCT	REB	AVG	PF-FO	A	TO	BLK	ST	PTS	AVG
1964-65	14-3	---	---	15-33	455	---	---	25-35	714	48	3.4	18	---	---	---	---	---	55	3.9
1965-66	23-9	---	---	39-90	422	---	---	12-31	387	92	4.0	54	---	---	---	---	---	88	3.8
Totals	37-12	---	---	53-123	431	---	---	37-66	561	140	3.8	72	---	---	---	---	---	143	3.9

**Vincent Jackson** Guard/Forward • 6-4 • 195 • East St. Louis, Ill. (Lincoln/Moberly CC)

YEAR	GP	GS	MIN	AVG	FG-A	PCT	3PT-A	PCT	FTA	PCT	REB	AVG	PF-FO	A	TO	BLK	ST	PTS	AVG
1991-92	30-22	736	24.5	109.247	441	7-27	259	48-82	585	111	3.7	78.1	64	76	6	27	273	9.1	21.9
1992-93	30-28	945	31.5	160.349	458	21-65	323	71-97	732	134	4.5	88.3	73	96	6	42	412	13.7	35.6
Totals	60-50	1681	28.0	269.596	451	28-92	304	119-179	665	245	4.1	166.4	137	172	8	69	685	11.4	28.7

**Tim Jankovich** Guard • 6-0 • 165 • Manhattan, Kan. (High/Washington State)

YEAR	GP	GS	MIN	AVG	FG-A	PCT	3PT-A	PCT	FTA	PCT	REB	AVG	PF-FO	A	TO	BLK	ST	PTS	AVG
1979-80	27-11	---	---	75-153	490	---	---	48-61	787	17	0.6	35.0	43	---	---	---	---	198	7.3
1980-81	33-27	---	---	45-58	774	39	1.2	82.0	119	---	---	---	---	---	---	---	---	241	7.3
1981-82	30-23	---	---	94-187	523	---	---	55-60	917	53	1.7	40.0	73	---	---	---	---	243	8.1
Totals	90-61	---	---	267-527	507	---	---	149-179	827	109	1.2	157.0	285	---	---	---	---	683	7.6

**Jerry Janovetz** Forward • 6-3 • 175 • Peoria, Ill. (High/Bradley)

YEAR	GP	GS	MIN	AVG	FG-A	PCT	3PT-A	PCT	FTA	PCT	REB	AVG	PF-FO	A	TO	BLK	ST	PTS	AVG
1964-65	12-0	---	---	7-19	368	---	---	12-14	857	26	2.2	18	---	---	---	---	---	26	2.2

**Bob Jedwabny** Forward • 6-5 • Menasha, Wis. (High)

YEAR	GP	GS	MIN	AVG	FG-A	PCT	3PT-A	PCT	FTA	PCT	REB	AVG	PF-FO	A	TO	BLK	ST	PTS	AVG
1955-56	6	---	---	3-7	429	---	---	1-4	250	6	1.0	---	---	---	---	---	---	7	1.2

**Brady Johnson** Forward • 6-7 • 220 • Salina, Kan. (El-Salman)

YEAR	GP	GS	MIN	AVG	FG-A	PCT	3PT-A	PCT	FTA	PCT	REB	AVG	PF-FO	A	TO	BLK	ST	PTS	AVG
2006-07	3-0	3	1.0	0.0	0.000	0-0	0.000	2-4	500	1	0.3	0.0	0	2	0	0	0	0	0.0

**D.J. Johnson** Forward • 6-9 • 250 • St. Louis, Mo. (Parkway North)

YEAR	GP	GS	MIN	AVG	FG-A	PCT	3PT-A	PCT	FTA	PCT	REB	AVG	PF-FO	A	TO	BLK	ST	PTS	AVG
2012-13	30-0	278	9.3	28.500	560	0-0	0.000	12-22	545	75	2.5	35.1	3	9	11	10	68	2.3	6.8
2013-14	33-5	459	13.9	45.888	511	0-0	0.000	24-47	511	117	3.5	77.2	3	25	28	10	114	3.5	10.7
2015-16	32-11	65	20.3	107.176	608	0-0	0.000	82-122	672	166	5.2	85.6	9	52	19	23	296	9.3	22.9
2016-17	34-33	883	26.0	147.236	623	0-0	0.000	91-130	700	193	5.7	111.6	15	53	52	24	385	11.3	26.7
Totals	129-49	2271	17.6	327.550	595	0-0	0.000	209-321	651	551	4.3	308.15	30	139	110	67	863	6.7	17.1

**Jerry Johnson** Forward • 6-4 • 190 • Hutchinson, Kan. (High)

YEAR	GP	GS	MIN	AVG	FG-A	PCT	3PT-A	PCT	FTA	PCT	REB	AVG	PF-FO	A	TO	BLK	ST	PTS	AVG
1958-59	10-0	---	---	7-26	269	---	---	9-12	750	23	2.3	---	---	---	---	---	---	23	2.3

**Jerry Johnson** Guard • 6-3 • 195 • North Platte, Neb. (High)

YEAR	GP	GS	MIN	AVG	FG-A	PCT	3PT-A	PCT	FTA	PCT	REB	AVG	PF-FO	A	TO	BLK	ST	PTS	AVG
1959-60	3-0	---	---	2-7	286	---	---	0-0	0.000	8	2.7	0-0	---	---	---	---	---	4	1.3
1961-62	12-0	---	---	13-31	419	---	---	2-7	286	10	0.8	4-0	---	---	---	---	---	28	2.3
1962-63	16-4	---	---	22-63	349	---	---	5-8	625	16	1.0	13-0	---	---	---	---	---	49	3.1
Totals	31-4	---	---	37-101	366	---	---	7-15	467	34	1.1	17-0	---	---	---	---	---	81	2.6

**Nigel Johnson** Guard • 6-1 • 180 • Ashburn, Va. (Riverdale [Md.] Baptist)

YEAR	GP	GS	MIN	AVG	FG-A	PCT	3PT-A	PCT	FTA	PCT	REB	AVG	PF-FO	A	TO	BLK	ST	PTS	AVG
2013-14	30-0	414	13.8	41.111	369	17-62	274	25-37	676	44	1.5	40.0	48	26	1	23	124	4	



**David Lawrence** Forward • 6-6 • 205 • Chadbourne, N.C. (West Columbus/Moberly JC)

YEAR	GP-GS	MIN	AVG	FG-A	PCT	3PT-A	PCT	FTA	PCT	REB	AVG	PF-FO	A	TO	BLK	ST	PTS	AVG
1968-69	23-3	---	---	28-75	37.3	---	---	54-89	60.7	7.1	2.6	6.2	1	---	---	---	130	4.5
1969-70	27-5	---	---	38-85	44.7	---	---	54-89	60.7	7.1	2.6	6.2	1	---	---	---	130	4.8
Totals	50-8	---	---	66-160	41.3	---	---	102-167	61.1	14.5	2.9	10.9	1	---	---	---	234	4.7

**Omar Lawrence** Guard • 6-3 • 220 • Bronx, N.Y. (South Kent [Conn.] Prep/St. John's)

YEAR	GP-GS	MIN	AVG	FG-A	PCT	3PT-A	PCT	FTA	PCT	REB	AVG	PF-FO	A	TO	BLK	ST	PTS	AVG
2011-12	9-0	20	2.2	2-4	50.0	0-0	0.000	1-2	50.0	6	0.7	5-0	2	4	0	0	5	0.6
2012-13	13-0	26.2	8.5	22-39	57.3	3-15	20.0	18-25	72.0	4.3	1.4	27-10	15	15	4	16	65	2.1
2013-14	33-1	42.3	12.8	38-90	42.2	4-24	16.7	23-38	60.5	6.0	1.8	59-29	29	23	7	21	103	3.1
Totals	73-1	705	9.7	62-153	40.5	7-39	17.9	42-65	64.6	10.9	1.5	91-0	46	42	11	37	173	2.4

**Joe Leonard** Center • 7-1 • 245 • St. Louis, Mo. (Oakville)

YEAR	GP-GS	MIN	AVG	FG-A	PCT	3PT-A	PCT	FTA	PCT	REB	AVG	PF-FO	A	TO	BLK	ST	PTS	AVG
1997-98	20-0	12.2	6.1	13-24	54.2	0-0	0.000	8-14	57.1	3.4	1.7	20-0	0	13	9	2	34	1.7
1998-99	30-2	16.9	5.9	13-42	31.0	0-0	0.000	14-22	63.6	4.3	1.4	20-0	1	10	6	3	40	1.3
1999-00	28-10	33.4	11.9	28-56	50.0	0-0	0.000	24-36	66.7	6.0	2.1	62-1	10	36	19	8	80	2.9
2000-01	15-0	10.1	6.7	5-10	50.0	0-0	0.000	3-6	50.0	2.7	1.8	21-1	4	3	6	2	13	0.9
Totals	93-12	72.6	7.8	59-132	44.7	0-0	0.000	49-78	62.8	16.4	1.8	123-2	15	62	40	15	167	1.8

**Billy Lewis** Guard • 6-2 • 190 • Mount Healthy, Ohio (High)

YEAR	GP-GS	MIN	AVG	FG-A	PCT	3PT-A	PCT	FTA	PCT	REB	AVG	PF-FO	A	TO	BLK	ST	PTS	AVG
1979-80	16-0	---	---	17-41	41.5	---	---	7-13	53.9	10	0.6	4-0	13	---	---	---	41	2.6

**Kevin Lewis** Center • 6-10 • 220 • Midwest City, Okla. (Carl Albert)

YEAR	GP-GS	MIN	AVG	FG-A	PCT	3PT-A	PCT	FTA	PCT	REB	AVG	PF-FO	A	TO	BLK	ST	PTS	AVG
1993-94	19-0	12.8	6.7	15-33	45.5	0-1	0.000	2-8	25.0	2.4	1.3	29-0	4	5	2	1	32	1.7
1994-95	21-13	25.7	12.2	22-56	39.3	0-0	0.000	10-26	38.5	4.0	1.9	30-0	4	8	10	1	54	2.6
Totals	40-13	38.5	9.6	37-89	41.6	0-1	0.000	12-34	35.3	6.4	1.6	59-0	8	13	10	2	86	2.2

**Seryee Lewis** Forward • 6-9 • 230 • Chicago, Ill. (Compass Prep [Ariz.])

YEAR	GP-GS	MIN	AVG	FG-A	PCT	3PT-A	PCT	FTA	PCT	REB	AVG	PF-FO	A	TO	BLK	ST	PTS	AVG
2020-21	18-0	9.8	5.5	15-24	62.4	0-0	0.000	6-14	42.9	2.0	1.1	17-0	0	7	0	4	36	2.0

**Carlton Linquard, Jr.** Forward • 7-0 • 220 • San Antonio, Texas (Stevens/Temple College [Texas])

YEAR	GP-GS	MIN	AVG	FG-A	PCT	3PT-A	PCT	FTA	PCT	REB	AVG	PF-FO	A	TO	BLK	ST	PTS	AVG
2020-21	17-0	11.3	6.6	16-35	45.7	4-11	36.4	2-4	50.0	2.2	1.3	12-0	3	5	2	2	38	2.2
2021-22	15-2	13.2	8.1	7-19	36.8	0-4	0.000	6-11	54.5	1.9	1.3	14-0	0	3	6	2	20	1.3
Totals	32-2	23.5	7.3	23-54	42.6	4-15	26.7	8-15	53.3	4.1	1.3	26-3	3	8	4	4	58	1.8

**Kent Litton** Forward • 6-4 • 180 • Nickerson, Kan. (High)

YEAR	GP-GS	MIN	AVG	FG-A	PCT	3PT-A	PCT	FTA	PCT	REB	AVG	PF-FO	A	TO	BLK	ST	PTS	AVG
1967-68	19-1	---	---	25-54	46.3	---	---	5-12	41.7	2.8	1.5	19-1	---	---	---	---	55	2.9
1968-69	8-0	---	---	11-29	37.9	---	---	5-6	83.3	1.7	2.1	11-1	---	---	---	---	27	3.3
1969-70	10-0	---	---	2-6	33.3	---	---	2-2	100.0	1.2	1.2	5-0	---	---	---	---	6	0.6
Totals	37-1	---	---	38-89	42.7	---	---	12-20	60.0	5.7	1.5	35-1	---	---	---	---	88	2.4

**Glen Long** Forward • 6-4 • 205 • Topeka, Kan. (High)

YEAR	GP-GS	MIN	AVG	FG-A	PCT	3PT-A	PCT	FTA	PCT	REB	AVG	PF-FO	A	TO	BLK	ST	PTS	AVG
1957-58	13-0	---	---	10-30	33.3	---	---	10-19	52.6	2.9	2.2	---	---	---	---	---	30	2.3
1958-59	6-2	---	---	9-21	42.9	---	---	7-10	70.0	2.0	3.3	---	---	---	---	---	25	4.2
1959-60	14-3	---	---	12-33	36.4	---	---	13-21	61.9	4.3	3.1	26-3	---	---	---	---	37	2.6
Totals	33-5	---	---	31-84	36.9	---	---	30-40	75.0	9.2	2.8	26-3	---	---	---	---	92	2.8

**Adam Lopez** Guard • 6-0 • 160 • Glendale, Ariz. (St. Mary's)

YEAR	GP-GS	MIN	AVG	FG-A	PCT	3PT-A	PCT	FTA	PCT	REB	AVG	PF-FO	A	TO	BLK	ST	PTS	AVG
1997-98	23-2	22.8	9.9	21-65	32.2	14-44	31.8	3-6	50.0	2.1	0.9	18-0	26	30	1	5	59	2.6

**James Love III** Forward • 6-7 • 210 • Fort Lauderdale, Fla. (American Heritage)

YEAR	GP-GS	MIN	AVG	FG-A	PCT	3PT-A	PCT	FTA	PCT	REB	AVG	PF-FO	A	TO	BLK	ST	PTS	AVG
2017-18	15-0	6.9	4.6	4-9	44.4	0-0	0.000	2-5	40.0	6	0.4	20-0	0	1	5	1	10	0.7
2018-19	19-0	4.9	2.6	3-5	60.0	0-0	0.000	0-0	0.000	7	0.4	13-1	0	2	0	0	6	0.3
2019-20	1-0	2	2.1	0-0	0.000	0-0	0.000	0-0	0.000	1	1.0	0-0	0	0	0	0	0	0.0
Totals	35-0	12.0	3.4	7-14	50.0	0-0	0.000	2-5	40.0	14	0.4	33-1	0	3	5	1	16	0.5

**Ron Lucas** Forward • 6-7 • 215 • Baltimore, Md. (Clifton Eastern/Vincennes JC)

YEAR	GP-GS	MIN	AVG	FG-A	PCT	3PT-A	PCT	FTA	PCT	REB	AVG	PF-FO	A	TO	BLK	ST	PTS	AVG
1992-93	30-2	52.6	17.5	52-107	48.6	0-1	0.000	36-52	69.2	9.4	3.1	54-23	41	4	20	140	4.7	
1993-94	34-17	74.7	22.0	59-141	41.8	0-3	0.000	42-69	60.9	11.2	3.3	83-20	49	3	13	160	4.7	
Totals	64-19	127.3	19.9	111-248	44.8	0-4	0.000	78-121	64.5	20.6	3.2	137-23	43	9	33	300	4.7	

**Dennis Lull** Guard • 6-1 • 180 • Smith Center, Kan. (High)

YEAR	GP-GS	MIN	AVG	FG-A	PCT	3PT-A	PCT	FTA	PCT	REB	AVG	PF-FO	A	TO	BLK	ST	PTS	AVG
1970-71	11-1	---	---	4-7	57.1	---	---	4-8	50.0	3	0.3	10-0	---	---	---	---	12	1.1
1971-72	5-0	---	---	1-1	100.0	---	---	4-8	50.0	5	1.0	0-0	---	---	---	---	6	1.2
Totals	16-1	---	---	5-8	82.5	---	---	8-16	50.0	8	0.5	10-0	---	---	---	---	18	1.1

**Ken Mahoney** Guard • 6-1 • 175 • Dorrance, Kan. (High)

YEAR	GP	MIN	AVG	FG-A	PCT	3PT-A	PCT	FTA	PCT	REB	AVG	PF-FO	A	TO	BLK	ST	PTS	AVG
1946-47	2	---	---	1-1	100.0	---	---	1-1	100.0	---	---	2-0	---	---	---	---	3	1.5
1947-48	16	---	---	8-11	72.7	---	---	5-9	55.6	---	---	18-1	---	---	---	---	21	1.3
1948-49	4	---	---	3-3	100.0	---	---	0-0	0.000	---	---	---	---	---	---	---	6	1.5
Totals	22	---	---	12-11	100.0	---	---	6-10	60.0	---	---	20-0	---	---	---	---	30	1.4

**Jeff Malham** Guard/Forward • 6-6 • 205 • Broken Arrow, Okla. (High)

YEAR	GP-GS	MIN	AVG	FG-A	PCT	3PT-A	PCT	FTA	PCT	REB	AVG	PF-FO	A	TO	BLK	ST	PTS	AVG
1989-90	12-0	30	2.5	4-19	21.1	0-1	0.000	5-9	55.6	13	1.1	4-0	1	1	0	3	13	1.1

**Gary Marriott** Forward • 6-5 • 190 • South Bend, Ind. (Osage City)

YEAR	GP-GS	MIN	AVG	FG-A	PCT	3PT-A	PCT	FTA	PCT	REB	AVG	PF-FO	A	TO	BLK	ST	PTS	AVG
1960-61	13-3	---	---	21-44	47.7	---	---	4-14	28.6	3.7	2.9	17-0	---	---	---	---	46	3.5
1961-62	25-15	---	---	96-228	42.1	---	---	66-93	71.0	15.8	6.3	53-1	---	---	---	---	258	10.3
1962-63	24-22	---	---	126-286	44.1	---	---	80-110	72.7	13.9	5.8	55-1	---	---	---	---	332	13.9
Totals	62-40	---	---	243-558	43.5	---	---	150-217	69.1	33.4	5.4	125-1	---	---	---	---	636	10.3

**Chris Marsh** Guard • 6-1 • 190 • Great Bend, Kan. (High)

YEAR	GP-GS	MIN	AVG	FG-A	PCT	3PT-A	PCT	FTA	PCT	REB	AVG	PF-FO	A	TO	BLK
------	-------	-----	-----	------	-----	-------	-----	-----	-----	-----	-----	-------	---	----	-----



**Mike Mertes**  
 Guard • 6-3 • 170 • Denver, Colo.  
 YEAR GP-GS MIN AVG FG-A PCT 3PT-A PCT FTA PCT REB AVG PF-FO A TO BLK ST PTS AVG  
 1968-69 2-0 --- --- 0-1 0.000 --- --- 0-0 0.000 1 0.5 2-0 --- --- --- 0 0.0

**Ron Meyer**  
 Center • 6-9 • 230 • Wichita, Kan. (Campus)  
 YEAR GP-GS MIN AVG FG-A PCT 3PT-A PCT FTA PCT REB AVG PF-FO A TO BLK ST PTS AVG  
 1984-85 26-13 373 14.3 40-78 51.3 --- --- 21-31 .677 60 2.3 42-31 34 35 4 5 101 3.9  
 1985-86 27-20 682 25.3 33-70 47.1 --- --- 40-54 .741 142 5.3 71-2 82 41 5 15 106 3.9  
 1986-87 28-21 410 14.6 38-69 55.1 0-0 0.000 28-44 .636 87 3.1 57-0 42 29 6 20 104 3.7  
 1987-88 32-4 616 19.3 60-111 54.1 0-0 0.000 35-52 .673 105 3.3 77-3 30 34 13 20 155 4.8  
 Totals 113-58 2081 18.4 171-328 .521 0-0 .000 124-181 .685 394 3.5 247-6 188 139 28 61 466 4.1

**Shawn Meyer**  
 Guard • 6-3 • 210 • Lee's Summit, Mo. (Blue Springs South)  
 YEAR GP-GS MIN AVG FG-A PCT 3PT-A PCT FTA PCT REB AVG PF-FO A TO BLK ST PTS AVG  
 2011-12 4-0 6 1.5 1-2 50.0 0-0 0.000 0-4 0.000 1 0.3 1-0 0 0 0 0 2 0.5  
 2012-13 11-0 10 0.9 1-4 25.0 0-0 0.000 0-1 0.000 1 0.1 3-0 0 2 0 0 2 0.2  
 2013-14 13-0 16 1.2 2-4 50.0 0-1 0.000 2-3 .667 3 0.2 1-0 1 1 0 0 6 0.5  
 2014-15 9-0 11 1.2 0-2 0.000 0-0 0.000 1-3 .333 1 0.1 2-0 1 0 0 1 1 0.1  
 Totals 37-0 43 1.2 4-12 .333 0-1 .000 3-11 .273 6 0.2 7-0 2 3 0 1 11 0.3

**Selton Miguel**  
 Guard • 6-4 • 210 • Luanda, Angola (West Oaks Academy [Fla.])  
 YEAR GP-GS MIN AVG FG-A PCT 3PT-A PCT FTA PCT REB AVG PF-FO A TO BLK ST PTS AVG  
 2020-21 29-22 797 27.5 70-122 57.4 20-89 22.5 48-70 68.6 89 3.1 68-2 4 26 208 7.2  
 2021-22 26-14 638 24.6 69-184 37.5 8-39 20.5 41-59 69.5 105 4.0 45-1 32 44 5 17 187 7.2  
 Totals 55-36 1435 26.1 139-396 35.1 28-128 21.9 89-129 69.0 194 3.5 113-3 103 116 9 43 395 7.2

**Junior Miller**  
 Guard/Forward • 6-0 • 195 • Atchison, Kan. (High)  
 YEAR GP-GS MIN AVG FG-A PCT 3PT-A PCT FTA PCT REB AVG PF-FO A TO BLK ST PTS AVG  
 1961-62 10-0 --- --- 2-11 18.2 --- --- 8-14 .571 7 0.7 4-0 --- --- --- 12 1.2  
 1962-63 12-0 --- --- 13-29 44.8 --- --- 1-5 .200 9 0.8 6-0 --- --- --- 27 2.3  
 Totals 22-0 --- --- 15-40 37.5 --- --- 9-19 47.4 16 0.7 10-0 --- --- --- 39 1.8

**Marvin Mills**  
 Guard • 6-0 • Tulsa, Okla. (Will Rogers)  
 YEAR GP-GS MIN AVG FG-A PCT 3PT-A PCT FTA PCT REB AVG PF-FO A TO BLK ST PTS AVG  
 1952-53 21-0 --- --- 23-94 24.4 --- --- 58-90 64.4 --- --- --- --- --- 104 5.0

**Ben Mitchell**  
 Forward • 6-9 • 200 • St. Louis, Mo. (Christian Brothers)  
 YEAR GP-GS MIN AVG FG-A PCT 3PT-A PCT FTA PCT REB AVG PF-FO A TO BLK ST PTS AVG  
 1982-83 20-5 --- --- 25-65 38.5 --- --- 12-27 44.4 51 2.6 45-0 11 28 17 9 62 3.1  
 1983-84 29-26 830 28.6 132-253 52.2 --- --- 48-70 68.6 150 5.2 103-8 32 52 31 13 312 10.8  
 1984-85 28-23 724 25.9 90-169 53.3 --- --- 63-90 70.0 121 4.3 88-2 46 48 15 19 243 8.7  
 1985-86 30-25 868 28.9 100-175 57.1 --- --- 52-66 78.8 160 5.3 93-3 43 36 25 14 252 8.4  
 Totals 107-79 2422 --- 347-662 52.4 --- --- 175-253 69.2 482 4.5 329-13 132 164 88 55 869 8.1

**Steve Mitchell**  
 Center • 6-10 • 250 • Oklahoma City, Okla. (Northwest Classen)  
 YEAR GP-GS MIN AVG FG-A PCT 3PT-A PCT FTA PCT REB AVG PF-FO A TO BLK ST PTS AVG  
 1970-71 26-21 --- --- 139-283 49.1 --- --- 93-138 67.4 211 8.1 96-8 --- --- --- 371 14.3  
 1971-72 28-12 --- --- 107-210 50.9 --- --- 69-114 60.5 188 6.7 78-3 --- --- --- 283 10.1  
 1972-73 28-28 --- --- 182-325 56.0 --- --- 61-88 68.9 250 8.9 102-9 --- --- --- 425 15.2  
 Totals 82-61 --- --- 428-818 52.3 --- --- 223-340 65.6 649 7.9 276-20 --- --- --- 1079 13.2

**Jim Molinari**  
 Guard • 6-1 • 170 • Glen Ellyn, Ill. (Glenbard West)  
 YEAR GP-GS MIN AVG FG-A PCT 3PT-A PCT FTA PCT REB AVG PF-FO A TO BLK ST PTS AVG  
 1973-74 5-0 --- --- 2-5 40.0 --- --- 12-17 .706 29 1.8 17-0 --- --- --- 42 2.4  
 1974-75 17-0 --- --- 15-37 40.5 --- --- 14-20 70.0 30 1.4 19-0 --- --- --- 48 2.2  
 Totals 22-0 --- --- 17-42 40.5 --- --- 14-20 70.0 30 1.4 19-0 --- --- --- 48 2.2

**Galen Morrison**  
 Guard • 6-0 • 200 • Omaha, Neb. (Central/Jowa Western C)  
 YEAR GP-GS MIN AVG FG-A PCT 3PT-A PCT FTA PCT REB AVG PF-FO A TO BLK ST PTS AVG  
 1999-00 24-18 532 24.2 87-210 41.4 64-147 43.5 25 4.0 20 60 72 1 21 262 11.9  
 2000-01 1-0 19 19.0 3-8 37.5 3-8 37.5 1-3 33.3 1 0.3 3-0 1 2 0 0 10 10.0  
 Totals 23-14 551 24.0 90-218 41.3 67-155 43.2 25-31 80.6 46 2.0 20 61 74 1 21 272 11.8

**Bill Mosier**  
 Forward • 6-8 • 205 • Collinsville, Ill. (High)  
 YEAR GP-GS MIN AVG FG-A PCT 3PT-A PCT FTA PCT REB AVG PF-FO A TO BLK ST PTS AVG  
 1980-81 8-0 --- --- 0-4 0.000 --- --- 1-3 33.3 6 0.8 4-0 2 --- --- --- 1 0.1

**Max Moss**  
 Guard • 6-0 • 175 • Hoxie, Kan. (High)  
 YEAR GP-GS MIN AVG FG-A PCT 3PT-A PCT FTA PCT REB AVG PF-FO A TO BLK ST PTS AVG  
 1961-62 10-0 --- --- 6-19 31.6 --- --- 1-2 50.0 8 0.8 3-0 --- --- --- 13 1.3  
 1962-63 20-14 --- --- 57-143 39.9 --- --- 20-26 76.9 54 2.7 26-0 --- --- --- 134 6.7  
 1963-64 28-28 --- --- 104-272 38.2 --- --- 47-74 63.5 129 4.6 66 --- --- --- 255 9.1  
 Totals 58-42 --- --- 167-434 38.5 --- --- 68-102 66.7 191 3.3 95 --- --- --- 402 6.9

**Judd Mourning**  
 Guard • 5-11 • 150 • Ottawa, Kan. (High)  
 YEAR GP-GS MIN AVG FG-A PCT 3PT-A PCT FTA PCT REB AVG PF-FO A TO BLK ST PTS AVG  
 1993-94 8-0 17 2.1 2-2 1.000 2-2 1.000 3-4 .750 1 0.1 1-0 5 6 0 1 9 1.1

**Kevin Muff**  
 Forward • 6-7 • 220 • Salina, Kan. (Central/Cloud County CC)  
 YEAR GP-GS MIN AVG FG-A PCT 3PT-A PCT FTA PCT REB AVG PF-FO A TO BLK ST PTS AVG  
 1984-85 17-4 147 8.7 17-38 43.9 --- --- 6-11 54.5 33 1.9 18-0 6 12 0 3 20 1.2  
 1985-86 24-4 319 13.3 77-186 41.4 --- --- 14-20 70.0 64 2.7 40-1 17 23 2 8 48 2.0  
 Totals 41-8 466 11.4 24-54 44.4 --- --- 20-31 64.5 97 2-4 58-1 23 35 2 11 68 1.7

**Patrick Muldoon**  
 Forward • 6-7 • 210 • Basehor, Kan. (Basehor-Linwood/Eastern Illinois)  
 YEAR GP-GS MIN AVG FG-A PCT 3PT-A PCT FTA PCT REB AVG PF-FO A TO BLK ST PTS AVG  
 2018-19 8-0 9 1.3 0-2 0.000 0-2 0.000 0-0 0.000 4 0.5 2-0 0 2 0 0 0 0.0

**Brent Murphy**  
 Forward • 6-7 • 215 • Clinton, Iowa (St. Mary's)  
 YEAR GP-GS MIN AVG FG-A PCT 3PT-A PCT FTA PCT REB AVG PF-FO A TO BLK ST PTS AVG  
 1977-78 10-0 --- --- 5-14 35.7 --- --- 6-9 66.7 13 1.3 12-0 4 --- --- --- 16 1.6  
 1978-79 21-4 --- --- 21-47 44.7 --- --- 16-22 72.7 48 2.3 38-0 11 --- --- --- 58 2.8  
 Totals 31-4 --- --- 26-61 42.6 --- --- 22-31 71.0 61 2.0 50-0 15 --- --- --- 74 2.4

**Montavious Murphy**  
 Forward • 6-9 • 230 • Spring, Texas (Concordia Lutheran)  
 YEAR GP-GS MIN AVG FG-A PCT 3PT-A PCT FTA PCT REB AVG PF-FO A TO BLK ST PTS AVG  
 2019-20 19-16 478 25.1 33-81 40.7 11-36 30.6 22-35 62.9 71 3.7 39-0 13 21 3 11 99 5.2  
 2020-21 4-1 49 12.1 4-9 44.4 --- --- 0-1 0.000 3-4 75.0 7 1.8 2-0 1 2 0 0 11 2.8  
 Totals 23-17 527 22.9 37-90 41.1 11-37 29.7 25-39 64.1 78 3-4 41-0 14 23 3 11 110 4.8

**Willie Murrell**  
 Forward • 6-6 • 190 • Taft, Okla. (Morton/Eastern Oklahoma A&M)  
 YEAR GP-GS MIN AVG FG-A PCT 3PT-A PCT FTA PCT REB AVG PF-FO A TO BLK ST PTS AVG  
 1962-63 25-25 --- --- 181-405 44.7 --- --- 102-149 68.5 255 10.2 64-0 --- --- --- 464 18.6  
 1963-64 29-29 --- --- 251-536 46.8 --- --- 146-192 76.0 321 11.1 69 --- --- --- 648 22.3  
 Totals 54-54 --- --- 432-941 45.9 --- --- 248-341 72.7 576 10.7 132 --- --- --- 1112 20.6

**Juevol Myles**  
 Guard • 6-1 • 200 • Ajax, Ontario (Pickering/Tallahassee [Fla. CC])  
 YEAR GP-GS MIN AVG FG-A PCT 3PT-A PCT FTA PCT REB AVG PF-FO A TO BLK ST PTS AVG  
 2010-11 19-10 90 4.7 12-19 63.2 6-7 85.7 9-16 56.3 6 0.3 8-0 9 10 0 2 39 2.1

**Ed Nealy**  
 Forward • 6-7 • 230 • Bonner Springs, Kan. (High)  
 YEAR GP-GS MIN AVG FG-A PCT 3PT-A PCT FTA PCT REB AVG PF-FO A TO BLK ST PTS AVG  
 1978-79 28-24 --- --- 115-266 43.2 --- --- 56-71 78.9 230 8.2 75-1 47 --- --- --- 286 10.2  
 1979-80 31-30 --- --- 114-243 46.9 --- --- 76-105 72.4 270 8.7 76-0 71 --- --- --- 304 9.8  
 1980-81 33-33 --- --- 152-289 52.6 --- --- 59-82 72.0 301 9.1 78-2 77 --- --- --- 363 11.0  
 1981-82 31-31 --- --- 138-243 56.8 --- --- 75-122 61.5 268 8.7 67-1 75 --- --- --- 411 13.1  
 Totals 123-118 --- --- 519-1041 49.9 --- --- 266-380 70.0 1069 8.7 296-4 270 --- --- --- 118 1304 10.6

**Dave Nelson**  
 Forward • 6-5 • 185 • Manhattan, Kan. (High)  
 YEAR GP-GS MIN AVG FG-A PCT 3PT-A PCT FTA PCT REB AVG PF-FO A TO BLK ST PTS AVG  
 1960-61 21-0 --- --- 25-63 39.7 --- --- 25-30 83.3 67 3.2 27-0 --- --- --- 75 3.6  
 1962-63 7-0 --- --- 4-18 22.2 --- --- 7-9 77.8 14 2.0 9-0 --- --- --- 15 2.1  
 1963-64 24-10 --- --- 51-116 44.0 --- --- 25-36 69.4 71 1.0 47 --- --- --- 127 5.3  
 Totals 52-10 --- --- 80-297 26.9 --- --- 57-75 76.0 152 2.9 83 --- --- --- 217 4.2

**Mark Nelson**  
 Guard • 5-11 • 155 • Pittsburg, Kan. (High/Independence CC)  
 YEAR GP-GS MIN AVG FG-A PCT 3PT-A PCT FTA PCT REB AVG PF-FO A TO BLK ST PTS AVG  
 1986-87 17-0 87 5.1 2-2 1.000 0-0 0.000 7-9 77.8 6 0.4 9-0 6 6 0 2 11 0.6  
 1987-88 24-0 121 5.0 2-6 33.3 1-2 50.0 7-11 63.6 12 0.5 4-0 19 8 0 1 12 0.5  
 Totals 41-0 208 5.1 4-8 50.0 1-2 50.0 14-20 70.0 18 0.4 13-0 25 14 0 3 23 0.6

**Gaylon Nickerson**  
 Guard • 6-3 • 190 • Wichita, Kan. (North/Butler County CC)  
 YEAR GP-GS MIN AVG FG-A PCT 3PT-A PCT FTA PCT REB AVG PF-FO A TO BLK ST PTS AVG  
 1991-92 30-29 836 27.9 112-287 39.0 7-24 29.2 50-77 64.9 128 4.3 63-1 86 67 7 38 281 9.4

**Belvis Noland**  
 Guard • 6-4 • 215 • Tuscaloosa, Ala. (County/Tyler Rivers JC)  
 YEAR GP-GS MIN AVG FG-A PCT 3PT-A PCT FTA PCT REB AVG PF-FO A TO BLK ST PTS AVG  
 1993-94 34-29 758 22.3 102-260 39.2 31-105 29.5 19-34 55.9 132 3.9 101-4 42 41 5 59 254 7.5  
 1994-95 27-6 610 22.6 125-312 40.1 61-179 34.1 33-54 61.1 103 3.8 59-2 36 46 11 51 344 12.7  
 Totals 61-35 1368 22.4 227-572 39.7 92-284 32.4 52-88 59.1 235 3.9 160-5 78 87 16 110 598 9.8

**Bobby Noland**  
 Forward • 6-6 • 225 • Fayetteville, Ark. (High)  
 YEAR GP-GS MIN AVG FG-A PCT 3PT-A PCT FTA PCT REB AVG PF-FO A TO BLK ST PTS AVG  
 1972-73 1-0 --- --- 0-0 0.000 0 0.0 0-0 --- --- --- 0 0.0  
 1973-74 10-0 --- --- 2-10 20.0 --- --- 4-6 66.7 13 1.3 7-0 --- --- --- 8 0.8  
 1974-75 26-11 --- --- 32-82 39.0 --- --- 25-38 65.8 118 4.5 64-3 --- --- --- 89 3.4  
 1975-76 27-19 --- --- 49-109 45.0 --- --- 10-27 37.0 129 4.8 73-4 --- --- --- 108 4.0  
 Totals 64-30 --- --- 83-201 41.3 --- --- 39-71 54.9 260 4.1 144-7 --- --- --- 205 3.2

**Victor Ojeleye**  
 Forward • 6-6 • 225 • Ottawa, Kan. (Ottawa/The Patterson [N.C.] School)  
 YEAR GP-GS MIN AVG FG-A PCT 3PT-A PCT FTA PCT REB AVG PF-FO A TO BLK ST PTS AVG  
 2008-09 15-0 58 3.9 6-15 40.0 0-0 0.000 4-10 40.0 19 1.3 6-0 2 2 1 0 16 1.1  
 2009-10 21-0 127 6.0 13-26 50.0 0-0 0.000 3-6 50.0 27 1.3 18-0 1 5 2 2 29 1.4  
 2010-11 24-0 193 8.0 18-39 46.2 3-7 42.9 5-8 62.5 39 1.6 16-0 5 6 6 6 44 1.8  
 2011-12 30-1 199 6.6 18-32 43.8 0-3 0.000 3-5 60.0 40 1.3 20-0 2 17 4 3 31 1.0  
 Totals 90-1 577 6.4 51-112 45.5 3-10 30.0 15-29 51.7 125 1.4 60-0 10 30 13 11 120 1.3

**John Olson**  
 Center • 6-8 • 200 • Leonardville, Kan. (Riley County)  
 YEAR GP-GS MIN AVG FG-A PCT 3PT-A PCT FTA PCT REB AVG PF-FO A TO BLK ST PTS AVG  
 1964-65 10-0 --- --- 8-27 29.6 --- --- 8-27 29.6 --- --- --- --- --- 21 2.1  
 1965-66 2-0 --- --- 0-2 0.000 --- --- 0-0 0.000 2 1.0 2-0 --- --- --- 0 0.0  
 1966-67 5-0 --- --- 3-7 42.9 --- --- 0-1 0.000 3 0.6 0-0 --- --- --- 6 1.2  
 Totals 17-0 --- --- 11-36 30.6 --- --- 5-9 55.6 19 1.1 12-0 --- --- --- 27 1.6

**Michael Orris**  
 Guard • 6-2 • 190 • Crete, Ill. (Crete-Tre Monee)  
 YEAR GP-GS MIN AVG FG-A PCT 3PT-A PCT FTA PCT REB AVG PF-FO A TO BLK ST PTS AVG  
 2012-13 15-0 49 3.3 1-2 50.0 0-0 0.000 2-4 50.0 2 0.1 1-0 7 6 0 2 4 0.3

**Nijel Pack**  
 Guard • 6-0 • 180 • Indianapolis, Ind. (Lawrence Central)  
 YEAR GP-GS MIN AVG FG-A PCT 3PT-A PCT FTA PCT REB AVG PF-FO A TO BLK ST PTS AVG  
 2020-21 24-24 806 33.6 109-261 41.8 60-148 40.5 27-34 79.4 88 3.7 49-0 91 49 0 28 305 12.7  
 2021-22 29-28 958 33.0 175-385 45.5 95-218 43.6 60-71 84.5 110 3.8 49-0 65 43 3 39 505 17.4  
 Totals 53-52 1764 33.3 284-646 40.4 155-366 42.3 87-105 82.9 198 3.7 98-0 156 92 3 67 810 15.3

**Ron Paradis**  
 Guard • 6-2 • 160 • Topeka, Kan. (Washburn Rural)  
 YEAR GP-GS MIN AVG FG-A PCT 3PT-A PCT FTA PCT REB AVG PF-FO A TO BLK ST PTS AVG  
 1963-64 23-5 --- --- 53-126 42.1 --- --- 13-18 72.2 23 1.0 21 --- --- --- 119 5.2  
 1964-65 24-9 --- --- 107-249 43.0 --- --- 80-102 78.4 53 2.2 41 --- --- --- 294 12.3  
 1965-66 23-3 --- --- 61-143 42.7 --- --- 37-42 88.1 32 1.4 23 --- --- --- 159 6.9  
 Totals 70-17 --- --- 221-518 42.7 --- --- 130-162 80.2 108 1.5 85 --- --- --- 572 8.2

**Jack Parr**  
 Center • 6-9 • 210 • Richmond, Va. (St. Christopher's)  
 YEAR GP-GS MIN AVG FG-A PCT 3PT-A PCT FTA PCT REB AVG PF-FO A TO BLK ST PTS AVG  
 1955-56 25-25 --- --- 153-373 41.1 --- --- 128-201 63.7 340 13.6 96-8 --- --- --- 434 17.4  
 1956-57 20-20 --- --- 156-334 46.7 6-6 --- --- 99-151 65.6 290 14.6 6-6 --- --- --- 411 20.6  
 1957-58 25-25 --- --- 125-386 32.4 --- --- 89-142 62.7 259 10.4 --- --- --- 339 13.6  
 Totals 70-70 --- --- 434-1093 39.7 --- --- 316-494 64.0 889 12.7 14 --- --- --- 1184 16.9

**Pervis Pasco**  
 Forward • 6-9 • 218 • Clearwater, Fla. (High/Pensacola JC)  
 YEAR GP-GS MIN AVG FG-A PCT 3PT-A PCT FTA PCT REB AVG PF-FO A TO BLK ST PTS AVG  
 2007-02 29-29 854 29.4 126-226 55.8 0-1 0.000 99-177 55.9 243 8.4 71-4 31 47 46 23 351 12.1  
 2002-03 30-30 900 30.0 116-238 50.9 0-0 0.000 81-157 51.6 224 7.5 85-6 54 53 46 28 313 10.4  
 Totals 59-59 1,754 29.7 242-464 53.3 0-1 0.000 180-334 53.9 467 7.9 154-10 85 100 92 51 664 11.3

**Brian Patrick**  
 Guard • 6-5 • 195 • Fort Lauderdale, Fla. (Boyd Anderson)  
 YEAR GP-GS MIN AVG FG-A PCT 3PT-A PCT FTA PCT REB AVG PF-FO A TO BLK ST PTS AVG  
 2016-17 23-0 124 5.4 19-40 47.5 12-28 42.9 3-7 42.9 9 0.4 8-0 2 4 2 3 53 2.3  
 2017-18 26-0 204 7.8 15-47 31.9 10-40 25.0 2-2 10.0 16 0.6 27-0 10 6 0 5 42 1.6  
 Totals 49-0 328 6.7 34-87 39.1 22-68 32.4 5-9 55.6 25 0.5 35-0 12 10 2 8 95 1.9

**Gerald Patrick**  
 Guard • 6-2 • 160 • Topeka, Kan. (Washburn Rural)  
 YEAR GP MIN AVG FG-A PCT 3PT-A PCT FTA PCT REB AVG PF-FO A TO BLK ST PTS AVG  
 1946-47 23 --- --- 25 --- --- 18-48 37.5 --- --- 66 --- --- --- 68 3.0  
 1947-48 6 --- --- 0 --- --- 3-3 1.000 --- --- 7 --- --- --- 3 0.5  
 Totals 29 --- --- 25 --- --- 21-51 41.2 --- --- 73 --- --- --- 71 2.4

**Ryan Patzwald**  
 Guard • 5-11 • 200 • Cincinnati, Ohio (Anderson/Cincinnati)  
 YEAR GP-GS MIN AVG FG-A PCT 3PT-A PCT FTA PCT REB AVG PF-FO A TO BLK ST PTS AVG  
 2006-07 11-0 19 1.7 0-2 0.000 0-2 0.000 0-0 0.000 0 0.0 0-0 0 1 0 2 0 0.0

**Dick Peck**  
 Forward • 6-1 • 175 • Anderson, Ind. (High)  
 YEAR GP MIN AVG FG-A PCT 3PT-A PCT FTA PCT REB AVG PF-FO A TO BLK ST PTS AVG  
 1949-50 22 --- --- 19-63 30.2 --- --- 9-19 47.4 --- --- 24 --- --- --- 47 2.1  
 1950-51 26 --- --- 22-66 33.3 --- --- 23-32 71.9 --- --- --- --- --- 67 2.6  
 1951-52 24 --- --- 30-42 71.4 --- --- 30-42 71.4 --- --- --- --- --- 84 3.5  
 Totals 72 --- --- 68-201 33.8 --- --- 62-93 66.7 --- --- 24 --- --- --- 198 2.8

**Fred Peete**  
 Guard • 6-4 • 200 • Memphis, Tenn. (Pullman [Wash.]/NE Oklahoma JC)  
 YEAR GP-GS MIN AVG FG-A PCT 3PT-A PCT FTA PCT REB AVG PF-FO A TO BLK ST PTS AVG  
 2004-05 29-29 1011 34.9 122-327 37.3 44-126 34.9 90-130 69.2 146 5.0 68-2 109 73 3 62 378 13.0

**Al Peithman**  
 Guard • 6-1 • 185 • Hebron, Neb. (High)  
 YEAR GP-GS MIN AVG FG-A PCT 3PT-A PCT FTA PCT REB AVG PF-FO A TO BLK ST PTS AVG  
 1960-61 27-27 --- --- 103-286 36.0 --- --- 32-47 68.1 68 2.7 60 --- --- --- 188 7.5  
 1961-62 25-25 --- --- 80-214 37.4 ---



**Dean Plagge**

Forward * 6-3 * 200 * Belle Plaine, Kan. (High)																		
YEAR	GP-GS	MIN	AVG	FG-A	PCT	3PT-A	PCT	FTA	PCT	REB	AVG	PF-FO	A	TO	BLK	ST	PTS	AVG
1955-56	9-0	---	---	4-8	500	---	---	2-2	1,000	---	---	---	---	---	---	---	10	1.1
1956-57	9-0	---	---	5-15	333	---	---	3-8	375	14	1.6	---	---	---	---	---	13	1.4
<b>Totals</b>	<b>18-0</b>	<b>---</b>	<b>---</b>	<b>9-23</b>	<b>.391</b>	<b>---</b>	<b>---</b>	<b>5-10</b>	<b>.500</b>	<b>18</b>	<b>1.0</b>	<b>---</b>	<b>---</b>	<b>---</b>	<b>---</b>	<b>---</b>	<b>23</b>	<b>1.3</b>

**Lou Poma**

Forward * 6-4 * 195 * Pagosa Springs, Colo. (High)																		
YEAR	GP-GS	MIN	AVG	FG-A	PCT	3PT-A	PCT	FTA	PCT	REB	AVG	PF-FO	A	TO	BLK	ST	PTS	AVG
1962-63	9-0	---	---	5-17	294	---	---	2-6	.333	15	1.7	8-0	---	---	---	---	12	1.3
1963-64	15-0	---	---	6-23	261	---	---	10-10	1,000	15	1.0	14-0	---	---	---	---	22	1.5
1964-65	21-6	---	---	34-93	366	---	---	23-38	.605	64	3.0	30-0	---	---	---	---	91	4.1
<b>Totals</b>	<b>45-6</b>	<b>---</b>	<b>---</b>	<b>45-133</b>	<b>.336</b>	<b>---</b>	<b>---</b>	<b>35-54</b>	<b>.648</b>	<b>94</b>	<b>2.1</b>	<b>52-0</b>	<b>---</b>	<b>---</b>	<b>---</b>	<b>---</b>	<b>125</b>	<b>2.8</b>

**Kent Poore**

Guard * 5-8 * 145 * Anderson, Ind. (High)																		
YEAR	GP-GS	MIN	AVG	FG-A	PCT	3PT-A	PCT	FTA	PCT	REB	AVG	PF-FO	A	TO	BLK	ST	PTS	AVG
1953-54	21	---	---	47-122	.385	---	---	36-46	.782	---	---	---	---	---	---	---	130	6.2
1954-55	21	---	---	51-146	.349	---	---	53-76	.697	---	---	---	---	---	---	---	155	7.4
<b>Totals</b>	<b>42</b>	<b>---</b>	<b>---</b>	<b>98-268</b>	<b>.366</b>	<b>---</b>	<b>---</b>	<b>89-122</b>	<b>.730</b>	<b>---</b>	<b>---</b>	<b>---</b>	<b>---</b>	<b>---</b>	<b>---</b>	<b>---</b>	<b>285</b>	<b>6.8</b>

**Alex Potuzak**

Forward * 6-11 * 200 * Clyde, Kan. (High)																		
YEAR	GP-GS	MIN	AVG	FG-A	PCT	3PT-A	PCT	FTA	PCT	REB	AVG	PF-FO	A	TO	BLK	ST	PTS	AVG
2010-11	10-0	19	1.9	1-4	.250	0-0	0.000	0-0	0.000	3	0.3	1-0	0	3	0	0	2	0.2

**Joe Powell**

Forward/Center * 6-7 * 180 * Emporia, Kan. (High)																		
YEAR	GP	MIN	AVG	FG-A	PCT	3PT-A	PCT	FTA	PCT	REB	AVG	PF-FO	A	TO	BLK	ST	PTS	AVG
1953-54	16	---	---	22-52	.423	---	---	22-37	.595	---	---	---	---	---	---	---	66	4.2
1954-55	13	---	---	16-60	.267	---	---	7-12	.583	---	---	---	---	---	---	---	39	3.0
1955-56	20	---	---	32-90	.356	---	---	21-35	.600	52	2.6	---	---	---	---	---	85	4.3
<b>Totals</b>	<b>49</b>	<b>---</b>	<b>---</b>	<b>70-202</b>	<b>.347</b>	<b>---</b>	<b>---</b>	<b>50-84</b>	<b>.595</b>	<b>52</b>	<b>---</b>	<b>---</b>	<b>---</b>	<b>---</b>	<b>---</b>	<b>---</b>	<b>190</b>	<b>3.9</b>

**Cedric Price**

Center * 6-5 * 205 * Ft. Worth, Texas (J.M. Terrell)																		
YEAR	GP-GS	MIN	AVG	FG-A	PCT	3PT-A	PCT	FTA	PCT	REB	AVG	PF-FO	A	TO	BLK	ST	PTS	AVG
1958-59	26-10	---	---	62-169	.367	---	---	92-147	.626	175	6.7	---	---	---	---	---	216	8.3
1959-60	24-14	---	---	68-199	.342	---	---	87-140	.621	159	6.6	56-3	---	---	---	---	223	9.3
1960-61	27-26	---	---	151-348	.434	---	---	155-322	.668	271	10.0	96-5	---	---	---	---	457	16.9
<b>Totals</b>	<b>77-50</b>	<b>---</b>	<b>---</b>	<b>281-716</b>	<b>.392</b>	<b>---</b>	<b>---</b>	<b>334-519</b>	<b>.644</b>	<b>605</b>	<b>7.9</b>	<b>152-8</b>	<b>---</b>	<b>---</b>	<b>---</b>	<b>---</b>	<b>896</b>	<b>11.6</b>

**Jesse Prisock**

Forward * 6-5 * 200 * Emporia, Kan. (High)																		
YEAR	GP	MIN	AVG	FG-A	PCT	3PT-A	PCT	FTA	PCT	REB	AVG	PF-FO	A	TO	BLK	ST	PTS	AVG
1951-52	24	---	---	73-169	.432	---	---	68-101	.673	---	---	---	---	---	---	---	214	8.9
1952-53	21	---	---	72-175	.411	---	---	63-92	.685	---	---	---	---	---	---	---	207	9.9
1953-54	18	---	---	90-207	.435	---	---	87-108	.805	---	---	---	---	---	---	---	267	14.8
<b>Totals</b>	<b>63</b>	<b>---</b>	<b>---</b>	<b>235-551</b>	<b>.426</b>	<b>---</b>	<b>---</b>	<b>218-301</b>	<b>.724</b>	<b>---</b>	<b>---</b>	<b>---</b>	<b>---</b>	<b>---</b>	<b>---</b>	<b>---</b>	<b>688</b>	<b>10.9</b>

**Greg Prudhoe**

Center * 6-11 * 235 * East Peoria, Ill. (East)																		
YEAR	GP-GS	MIN	AVG	FG-A	PCT	3PT-A	PCT	FTA	PCT	REB	AVG	PF-FO	A	TO	BLK	ST	PTS	AVG
1977-78	1-0	---	---	0-0	.000	---	---	0-0	0.000	0	0.0	0-0	0	---	---	---	0	0.0
1979-80	19-0	---	---	27-59	.458	---	---	11-20	.550	47	2.5	33-1	4	---	---	---	65	3.4
1980-81	10-0	---	---	9-19	.474	---	---	2-2	1,000	20	2.0	0-0	3	---	---	---	20	2.0
1981-82	8-0	---	---	8-19	.421	---	---	5-6	.833	11	1.4	6-0	3	---	---	---	21	2.6
<b>Totals</b>	<b>38-0</b>	<b>---</b>	<b>---</b>	<b>44-97</b>	<b>.454</b>	<b>---</b>	<b>---</b>	<b>18-28</b>	<b>.643</b>	<b>78</b>	<b>2.1</b>	<b>47-1</b>	<b>10</b>	<b>---</b>	<b>---</b>	<b>---</b>	<b>106</b>	<b>2.8</b>

**Jacob Pullen**

Guard * 6-1 * 185 * Maywood, Ill. (Proviso East)																		
YEAR	GP-GS	MIN	AVG	FG-A	PCT	3PT-A	PCT	FTA	PCT	REB	AVG	PF-FO	A	TO	BLK	ST	PTS	AVG
2007-08	33-14	771	23.4	108-269	.401	40-132	.303	63-92	.685	45	1.4	56-1	106	69	1	40	319	9.7
2008-09	34-34	1027	30.2	153-403	.380	75-224	.335	91-125	.728	91	2.7	74-0	109	98	2	54	472	13.9
2009-10	37-37	1168	31.6	201-480	.419	110-278	.396	203-247	.822	96	2.6	89-1	125	98	2	67	715	19.3
2010-11	31-31	1012	32.6	191-448	.426	74-194	.381	170-220	.773	90	2.9	55-0	115	95	4	49	636	20.2
<b>Totals</b>	<b>135-116</b>	<b>3978</b>	<b>29.5</b>	<b>653-1600</b>	<b>.408</b>	<b>299-828</b>	<b>.361</b>	<b>527-684</b>	<b>.770</b>	<b>322</b>	<b>2.4</b>	<b>274-2</b>	<b>455</b>	<b>355</b>	<b>9</b>	<b>210</b>	<b>2132</b>	<b>15.8</b>

**Manley Ray**

Forward * 6-5 * 225 * Portland, Ore. (Marymount)																		
YEAR	GP-GS	MIN	AVG	FG-A	PCT	3PT-A	PCT	FTA	PCT	REB	AVG	PF-FO	A	TO	BLK	ST	PTS	AVG
1979-80	27-9	---	---	56-152	.368	---	---	14-24	.583	98	3.6	84-3	25	---	---	---	126	4.7

**Curtis Redding**

Forward * 6-5 * 200 * Brookline, N.Y. (Canarsie)																		
YEAR	GP-GS	MIN	AVG	FG-A	PCT	3PT-A	PCT	FTA	PCT	REB	AVG	PF-FO	A	TO	BLK	ST	PTS	AVG
1976-77	31-27	---	---	196-461	.424	---	---	124-169	.822	212	6.8	74-1	51	---	---	---	516	16.6
1977-78	28-28	---	---	202-437	.462	---	---	110-143	.769	202	7.2	82-1	62	---	---	---	514	18.4
1978-79	39-35	---	---	398-898	.443	---	---	234-292	.801	414	7.0	156-2	113	---	---	---	1030	17.5

**Randy Reed**

Forward * 6-7 * 215 * St. Louis, Mo. (Vashon/Forrest Park)																		
YEAR	GP-GS	MIN	AVG	FG-A	PCT	3PT-A	PCT	FTA	PCT	REB	AVG	PF-FO	A	TO	BLK	ST	PTS	AVG
1980-81	33-27	---	---	154-273	.564	---	---	92-141	.652	155	4.7	72-1	22	---	---	---	400	12.1
1981-82	31-31	---	---	168-295	.569	---	---	106-147	.721	180	5.8	72-1	39	---	---	---	442	14.3
<b>Totals</b>	<b>64-58</b>	<b>---</b>	<b>---</b>	<b>322-568</b>	<b>.567</b>	<b>---</b>	<b>---</b>	<b>198-288</b>	<b>.688</b>	<b>335</b>	<b>5.2</b>	<b>144-2</b>	<b>61</b>	<b>---</b>	<b>---</b>	<b>---</b>	<b>842</b>	<b>13.2</b>

**Josh Reid**

Guard/Forward * 6-6 * 200 * Brewster, Kan. (High)																		
YEAR	GP-GS	MIN	AVG	FG-A	PCT	3PT-A	PCT	FTA	PCT	REB	AVG	PF-FO	A	TO	BLK	ST	PTS	AVG
1996-97	22-1	193	8.8	13-49	.265	6-27	.222	4-5	.800	35	1.6	17-0	14	18	2	7	36	1.6
1997-98	29-17	439	15.1	67-155	.432	33-90	.367	25-36	.694	70	2.4	42-0	26	24	2	23	192	6.6
1998-99	33-27	828	25.0	108-271	.399	55-156	.353	48-64	.750	146	4.4	71-1	56	65	5	26	319	9.7
1999-00	18-12	417	23.2	41-121	.339	22-39	.564	23-31	.744	42	2.3	24-3	33	36	1	10	128	7.1
<b>Totals</b>	<b>102-57</b>	<b>1875</b>	<b>18.4</b>	<b>229-596</b>	<b>.384</b>	<b>116-329</b>	<b>.353</b>	<b>101-136</b>	<b>.743</b>	<b>293</b>	<b>2.9</b>	<b>177-2</b>	<b>129</b>	<b>143</b>	<b>10</b>	<b>66</b>	<b>675</b>	<b>6.6</b>

**Larry Reid**

Guard * 6-0 * 170 * Midwest City, Okla. (Midwest City/North Oklahoma JC)																		
YEAR	GP-GS	MIN	AVG	FG-A	PCT	3PT-A	PCT	FTA	PCT	REB	AVG	PF-FO	A	TO	BLK	ST	PTS	AVG
2000-01	29-29	1008	34.8	115-321	.357	33-100	.333	62-84	.738	93	3.2	48-1	109	74	4	32	325	11.2
2001-02	28-28	986	35.2	141-362	.390	17-62	.274	81-101	.802	81	2.9	71-3	149	99	8	43	404	14.4
<b>Totals</b>	<b>57-57</b>	<b>1994</b>	<b>35.0</b>	<b>256-683</b>														



**Dan Sarver** Guard • 5-11 • 180 • Kirkwood, Mo. (High/Missouri)

YEAR	GP-GS	MIN	AVG	FG-A	PCT	3PT-A	PCT	FTA	PCT	REB	AVG	PF-FO	A	TO	BLK	ST	PTS	AVG
1962-63	10-0	---	---	6-21	286	3PT-A	PCT	FTA	PCT	REB <td>AVG <td>PF-FO <td>A <td>TO <td>BLK <td>ST <td>PTS <td>AVG</td> </td></td></td></td></td></td></td>	AVG <td>PF-FO <td>A <td>TO <td>BLK <td>ST <td>PTS <td>AVG</td> </td></td></td></td></td></td>	PF-FO <td>A <td>TO <td>BLK <td>ST <td>PTS <td>AVG</td> </td></td></td></td></td>	A <td>TO <td>BLK <td>ST <td>PTS <td>AVG</td> </td></td></td></td>	TO <td>BLK <td>ST <td>PTS <td>AVG</td> </td></td></td>	BLK <td>ST <td>PTS <td>AVG</td> </td></td>	ST <td>PTS <td>AVG</td> </td>	PTS <td>AVG</td>	AVG
Totals	10-0	---	---	6-21	286	3PT-A	PCT	FTA	PCT	REB	AVG <td>PF-FO <td>A <td>TO <td>BLK <td>ST <td>PTS <td>AVG</td> </td></td></td></td></td></td>	PF-FO <td>A <td>TO <td>BLK <td>ST <td>PTS <td>AVG</td> </td></td></td></td></td>	A <td>TO <td>BLK <td>ST <td>PTS <td>AVG</td> </td></td></td></td>	TO <td>BLK <td>ST <td>PTS <td>AVG</td> </td></td></td>	BLK <td>ST <td>PTS <td>AVG</td> </td></td>	ST <td>PTS <td>AVG</td> </td>	PTS <td>AVG</td>	AVG

**Todd Schmidt** Guard • 6-0 • 175 • Norfolk, Neb. (High)

YEAR	GP-GS	MIN	AVG	FG-A	PCT	3PT-A	PCT	FTA	PCT	REB	AVG	PF-FO	A	TO	BLK	ST	PTS	AVG
1993-94	12-0	26	2.2	1-4	250	0-1	.000	3-5	.600	2	0.2	9-0	5	1	0	0	5	0.4
Totals	12-0	26	2.2	1-4	250	0-1	.000	3-5	.600	2	0.2	9-0	5	1	0	0	5	0.4

**Fritz Schneider** Guard/Forward • 6-3 • Crystal Lake, Ill. (High)

YEAR	GP	MIN	AVG	FG-A	PCT	3PT-A	PCT	FTA	PCT	REB	AVG	PF-FO	A	TO	BLK	ST	PTS	AVG
1954-55	21	---	---	38-108	352	---	---	37-57	.649	---	---	---	---	---	---	---	113	5.4
1955-56	25	---	---	85-218	390	---	---	74-91	.813	141	5.6	---	---	---	---	---	244	9.8
Totals	46	---	---	123-326	377	---	---	111-148	.750	141	5.6	---	---	---	---	---	357	7.8

**Mason Schoen** Guard • 6-2 • 185 • Overland Park, Kan. (Blue Valley Northwest)

YEAR	GP-GS	MIN	AVG	FG-A	PCT	3PT-A	PCT	FTA	PCT	REB	AVG	PF-FO	A	TO	BLK	ST	PTS	AVG
2014-15	10-0	9	0.9	0-2	.000	0-0	.000	0-0	.000	2	0.2	0-0	0	0	0	0	0	0.0
2015-16	10-0	11	1.1	0-4	.000	0-2	.000	1-2	.500	1	0.1	0-0	1	0	0	0	1	0.1
2016-17	13-0	22	1.7	3-6	.500	3-5	.600	0-3	.000	1	0.1	3-0	2	1	0	0	9	0.7
2017-18	13-0	20	1.5	0-4	.000	0-2	.000	0-0	.000	0	0.0	0-0	1	0	0	0	0	0.0
Totals	46-0	62	1.3	3-16	.188	3-11	.273	1-5	.200	4	0.1	3-0	4	2	0	0	10	0.2

**Ryan Schultz** Forward • 6-5 • 200 • Wichita, Kan. (Maize/Hutchinson CC)

YEAR	GP-GS	MIN	AVG	FG-A	PCT	3PT-A	PCT	FTA	PCT	REB	AVG	PF-FO	A	TO	BLK	ST	PTS	AVG
2012-13	13-0	25	1.9	2-9	222	0-3	.000	0-0	.000	4	0.3	3-0	2	1	0	1	4	0.3
2013-14	15-0	36	2.4	3-14	214	2-11	.182	5-8	.625	7	0.5	7-0	3	5	0	4	13	0.9
Totals	28-0	61	2.2	5-23	217	2-14	.143	5-8	.625	11	0.4	10-0	5	6	0	5	17	0.6

**Dan Schuyler** Guard • 6-2 • 180 • Anderson, Ind. (High)

YEAR	GP	MIN	AVG	FG-A	PCT	3PT-A	PCT	FTA	PCT	REB	AVG	PF-FO	A	TO	BLK	ST	PTS	AVG
1950-51	23	---	---	9-33	273	---	---	3-10	.300	---	---	---	---	---	---	---	21	0.9
1951-52	14	---	---	4-16	250	---	---	3-3	1.000	---	---	---	---	---	---	---	11	0.8
1953-54	2	---	---	0-5	.000	---	---	1-2	.500	---	---	---	---	---	---	---	1	0.5
Totals	39	---	---	13-54	241	---	---	7-15	.467	---	---	---	---	---	---	---	33	0.8

**Brady Scott** Guard • 6-1 • 175 • Beloit, Kan. (High)

YEAR	GP-GS	MIN	AVG	FG-A	PCT	3PT-A	PCT	FTA	PCT	REB	AVG	PF-FO	A	TO	BLK	ST	PTS	AVG
1994-95	4-0	7	1.8	0-0	.000	0-0	.000	0-0	.000	4	1.0	0-0	0	1	0	0	0	0.0
Totals	4-0	7	1.8	0-0	.000	0-0	.000	0-0	.000	4	1.0	0-0	0	1	0	0	0	0.0

**Lee Scott** Guard • 6-2 • 174 • St. Louis, Mo. (Mercy)

YEAR	GP-GS	MIN	AVG	FG-A	PCT	3PT-A	PCT	FTA	PCT	REB	AVG	PF-FO	A	TO	BLK	ST	PTS	AVG
1983-84	1-0	4	8.0	0-2	.000	---	---	0-0	.000	2	2.0	1-0	0	1	2	0	0	0.0
Totals	1-0	4	8.0	0-2	.000	---	---	0-0	.000	2	2.0	1-0	0	1	2	0	0	0.0

**Will Scott** Guard • 6-2 • 165 • Kansas City, Mo. (Southeast/State Fair CC)

YEAR	GP-GS	MIN	AVG	FG-A	PCT	3PT-A	PCT	FTA	PCT	REB	AVG	PF-FO	A	TO	BLK	ST	PTS	AVG
1986-87	31-25	844	27.2	147-287	495	72-136	.529	66-80	.825	92	3.0	82-22	41	50	3	35	432	13.9
1987-88	34-34	936	27.5	147-287	512	70-141	.496	50-60	.833	89	2.6	55-11	36	47	3	28	414	12.2
Totals	65-59	1780	27.4	294-584	503	142-277	.513	116-140	.829	181	2.8	137-33	77	97	6	63	846	13.0

**Earl Seyfert** Forward • 6-7 • 215 • Humboldt, Kan. (High)

YEAR	GP-GS	MIN	AVG	FG-A	PCT	3PT-A	PCT	FTA	PCT	REB	AVG	PF-FO	A	TO	BLK	ST	PTS	AVG
1965-66	23-13	---	---	90-173	459	---	---	22-46	.478	117	5.1	66-	---	---	---	---	202	8.8
1966-67	24-22	---	---	140-305	520	---	---	50-73	.685	197	8.2	40-	---	---	---	---	330	13.8
1967-68	28-27	---	---	129-300	430	---	---	77-99	.778	213	7.6	90-	---	---	---	---	335	11.9
Totals	75-62	---	---	359-778	461	---	---	149-218	.683	527	7.0	196-	---	---	---	---	867	11.6

**Marlon Shadd** Guard • 6-3 • 175 • West Palm Beach, Fla. (Palm Beach Lakes)

YEAR	GP-GS	MIN	AVG	FG-A	PCT	3PT-A	PCT	FTA	PCT	REB	AVG	PF-FO	A	TO	BLK	ST	PTS	AVG
1990-91	17-0	100	5.9	13-32	406	2-4	.500	5-7	.714	15	0.9	6-0	9	8	0	11	33	1.9
Totals	17-0	100	5.9	13-32	406	2-4	.500	5-7	.714	15	0.9	6-0	9	8	0	11	33	1.9

**Nigel Shadd** Forward • 6-9 • 245 • Mesa, Ariz. (Tri-City Christian Academy)

YEAR	GP-GS	MIN	AVG	FG-A	PCT	3PT-A	PCT	FTA	PCT	REB	AVG	PF-FO	A	TO	BLK	ST	PTS	AVG
2017-18	8-0	50	6.3	3-8	.375	0-0	.000	3-4	.750	16	2.0	7-0	0	3	0	0	9	1.1
2018-19	13-0	18	1.4	1-3	.333	0-0	.000	0-2	.000	5	0.4	1-0	1	0	0	0	2	0.2
2019-20	3-0	7	2.3	0-2	.000	0-0	.000	0-1	.000	8	2.7	0-0	0	0	0	0	0	0.0
Totals	24-0	75	3.1	4-13	.307	0-0	.000	3-7	.429	29	1.2	8-0	1	3	0	0	11	0.5

**Howie Shannon** Guard • 6-1 • 170 • Munday, Texas (High/North Texas)

YEAR	GP	MIN	AVG	FG-A	PCT	3PT-A	PCT	FTA	PCT	REB	AVG	PF-FO	A	TO	BLK	ST	PTS	AVG
1947-48	28	---	---	109-	---	---	---	58-66	.879	---	---	---	---	---	---	---	276	9.9
Totals	28	---	---	109-	---	---	---	58-66	.879	---	---	---	---	---	---	---	276	9.9

**George Shupe** Forward/Guard • 6-4 • 190 • Honolulu, Hawaii (Manhattan)

YEAR	GP-GS	MIN	AVG	FG-A	PCT	3PT-A	PCT	FTA	PCT	REB	AVG	PF-FO	A	TO	BLK	ST	PTS	AVG
1966-67	7-0	---	---	4-18	222	---	---	10-13	.769	8	1.1	6-0	---	---	---	---	18	2.5
1967-68	10-1	---	---	2-11	182	---	---	0-3	.000	5	0.5	2-0	---	---	---	---	4	0.4
Totals	17-1	---	---	6-29	207	---	---	10-16	.625	13	0.8	8-0	---	---	---	---	22	1.3

**John Shupe** Forward • 6-5 • 205 • Honolulu, Hawaii (Manhattan)

YEAR	GP-GS	MIN	AVG	FG-A	PCT	3PT-A	PCT	FTA	PCT	REB	AVG	PF-FO	A	TO	BLK	ST	PTS	AVG
1966-67	14-0	---	---	4-14	286	---	---	2-6	.333	17	1.2	6-0	---	---	---	---	10	0.7
Totals	14-0	---	---	4-14	286	---	---	2-6	.333	17	1.2	6-0	---	---	---	---	10	0.7

**Matt Siebrandt** Forward • 6-8 • 205 • Reno, Nev. (Galena/UNLV/Col. of Southern Idaho)

YEAR	GP-GS	MIN	AVG	FG-A	PCT	3PT-A	PCT	FTA	PCT	REB	AVG	PF-FO	A	TO	BLK	ST	PTS	AVG
2000-01	29-25	658	22.7	104-221	471	0-1	.000	74-101	.733	111	3.8	79-24	62	61	4	9	282	9.7
2001-02	29-20	688	23.7	89-170	524	0-0	.000	50-76	.658	111	3.8	82-32	42	14	19	228	7.9	
2002-03	29-29	756	26.1	322-239	352	0-0	.000	55-79	.696	140	4.8	77-31	51	64	9	319	11.0	
Totals	87-74	2102	24.2	322-630	512	0-1	.000	179-256	.699	362	4.2	238-110	121	167	27	37	829	9.5

**Lance Simmons** Forward • 6-5 • 205 • St. Louis, Mo. (Soldan)

YEAR	GP-GS	MIN	AVG	FG-A	PCT	3PT-A	PCT	FTA	PCT	REB	AVG	PF-FO	A	TO	BLK	ST	PTS	AVG
1985-86	17-2	188	11.1	8-22	364	---	---	10-19	.588	24	1.4	18-0	12	6	7	8	26	1.5
1986-87	31-19	569	18.4	75-153	490	0-1	.000	52-83	.627	113	3.6	58-22	22	43	7	24	202	6.5
1988-89	29-13	504	17.4	60-102	588	0-0	.000	35-66	.530									



**Levi Stockard III**

**Forward • 6-8 • 240 • St. Louis, Mo. (Vashon)**

YEAR	GP-GS	MIN	AVG	FG-A	PCT	3PT-A	PCT	FTA	PCT	REB	AVG	PF-FO	A	TO	BLK	ST	PTS	AVG
2017-18	36-0	31	8.6	26-50	52.0	0-0	0.0	14-22	63.6	60	1.7	70-2	4	17	2	5	66	1.8
2018-19	30-0	250	7.8	25-45	55.6	0-0	0.0	7-17	41.2	48	1.5	39-0	4	18	3	6	57	1.8
2019-20	32-3	523	16.3	47-94	50.0	0-0	0.0	24-35	68.6	83	2.6	73-0	10	38	7	20	118	3.7
<b>Totals</b>	<b>100-3</b>	<b>1084</b>	<b>10.8</b>	<b>98-189</b>	<b>51.9</b>	<b>0-0</b>	<b>0.0</b>	<b>45-74</b>	<b>60.8</b>	<b>191</b>	<b>1.9</b>	<b>182-0</b>	<b>18</b>	<b>73</b>	<b>12</b>	<b>31</b>	<b>241</b>	<b>2.4</b>

**Kamau Stokes**

**Guard • 6-0 • 170 • Baltimore, Md. (City College/Fork Union Military Academy)**

YEAR	GP-GS	MIN	AVG	FG-A	PCT	3PT-A	PCT	FTA	PCT	REB	AVG	PF-FO	A	TO	BLK	ST	PTS	AVG
2015-16	21-20	564	26.9	62-170	36.5	35-103	34.0	39-54	72.2	58	2.8	49-0	57	44	0	20	198	9.4
2016-17	35-35	1165	33.3	120-337	35.6	64-176	36.4	107-140	76.4	90	2.6	77-2	145	100	0	38	411	11.7
2017-18	30-20	809	27.0	85-231	36.8	41-130	31.5	59-77	76.6	76	2.5	39-0	103	56	1	35	270	9.0
2018-19	33-32	1065	32.3	118-311	37.9	67-186	36.0	60-81	74.1	94	2.8	56-0	110	58	5	42	363	11.0
<b>Totals</b>	<b>119-107</b>	<b>3603</b>	<b>30.3</b>	<b>385-1049</b>	<b>36.7</b>	<b>207-595</b>	<b>34.8</b>	<b>265-352</b>	<b>75.3</b>	<b>318</b>	<b>2.7</b>	<b>221-2</b>	<b>415</b>	<b>258</b>	<b>6</b>	<b>135</b>	<b>1242</b>	<b>10.4</b>

**Dick Stone**

**Forward • 6-3 • 165 • Winfield, Kan. (High)**

YEAR	GP	MIN	AVG	FG-A	PCT	3PT-A	PCT	FTA	PCT	REB	AVG	PF-FO	A	TO	BLK	ST	PTS	AVG
1953-54	21	---	---	11-31	35.5	---	---	18-25	72.0	---	---	---	---	---	---	---	120	5.7
1954-55	21	---	---	85-204	41.6	---	---	31-36	86.1	---	---	---	---	---	---	---	201	9.6
1955-56	25	---	---	79-225	35.1	---	---	43-54	79.6	108	4.3	---	---	---	---	---	201	8.0
<b>Totals</b>	<b>67</b>	---	---	<b>215-560</b>	<b>38.4</b>	---	---	<b>92-115</b>	<b>80.0</b>	<b>108</b>	<b>4.3</b>	---	---	---	---	---	<b>522</b>	<b>7.8</b>

**Jack Stone**

**Forward • 6-3 • 190 • Los Angeles, Calif. (University)**

YEAR	GP	MIN	AVG	FG-A	PCT	3PT-A	PCT	FTA	PCT	REB	AVG	PF-FO	A	TO	BLK	ST	PTS	AVG
1948-49	12	---	---	19-70	27.1	---	---	26-42	61.9	---	---	---	---	---	---	---	64	5.3
1949-50	24	---	---	59-152	38.8	---	---	30-49	61.2	---	---	---	---	---	---	---	148	6.1
1950-51	29	---	---	112-253	44.3	---	---	54-93	58.1	---	---	---	---	---	---	---	278	9.6
<b>Totals</b>	<b>65</b>	---	---	<b>190-475</b>	<b>40.0</b>	---	---	<b>110-184</b>	<b>59.8</b>	---	---	---	---	---	---	---	<b>490</b>	<b>7.5</b>

**Hamilton Strickland**

**Forward • 6-9 • 210 • Atlanta, Ga. (Mays)**

YEAR	GP-GS	MIN	AVG	FG-A	PCT	3PT-A	PCT	FTA	PCT	REB	AVG	PF-FO	A	TO	BLK	ST	PTS	AVG
1991-92	13-0	38	2.9	2-10	20.0	0-0	0.0	0-1	0.0	10	0.8	9-0	2	5	2	1	14	0.3
1992-93	8-0	36	4.5	2-6	33.3	0-0	0.0	0-2	0.0	7	0.9	6-0	1	2	2	1	4	0.5
1993-94	16-0	60	3.8	2-9	22.2	0-0	0.0	4-4	100.0	8	0.5	9-0	0	5	1	4	8	0.5
1994-95	20-1	232	11.6	16-40	40.0	0-1	0.0	11-18	61.1	35	1.8	52-0	3	16	3	7	43	2.2
<b>Totals</b>	<b>57-1</b>	<b>366</b>	<b>6.4</b>	<b>22-65</b>	<b>33.8</b>	<b>0-1</b>	<b>0.0</b>	<b>15-25</b>	<b>60.0</b>	<b>60</b>	<b>1.1</b>	<b>76-0</b>	<b>6</b>	<b>28</b>	<b>8</b>	<b>13</b>	<b>69</b>	<b>1.2</b>

**Ivan Sulic**

**Forward • 6-9 • 235 • Split, Croatia (Velika Gorica/Zagreb University)**

YEAR	GP-GS	MIN	AVG	FG-A	PCT	3PT-A	PCT	FTA	PCT	REB	AVG	PF-FO	A	TO	BLK	ST	PTS	AVG
1999-00	8-0	15	1.9	0-1	0.0	0-0	0.0	2-2	100.0	2	0.3	2-0	0	1	0	2	0	0.3
2000-01	28-0	219	7.8	6-18	33.3	0-0	0.0	6-12	50.0	38	1.4	39-2	1	8	1	2	18	0.6
2001-02	19-1	126	6.6	4-12	33.3	0-0	0.0	1-6	16.7	17	0.9	14-0	5	5	1	3	9	0.5
<b>Totals</b>	<b>55-1</b>	<b>360</b>	<b>6.5</b>	<b>10-31</b>	<b>32.3</b>	<b>0-0</b>	<b>0.0</b>	<b>9-20</b>	<b>45.0</b>	<b>57</b>	<b>1.0</b>	<b>55-2</b>	<b>6</b>	<b>13</b>	<b>3</b>	<b>5</b>	<b>29</b>	<b>0.5</b>

**Dominique Sutton**

**Forward • 6-4 • 195 • Durham, N.C. (The Patterson [N.C.] School)**

YEAR	GP-GS	MIN	AVG	FG-A	PCT	3PT-A	PCT	FTA	PCT	REB	AVG	PF-FO	A	TO	BLK	ST	PTS	AVG
2007-08	19-8	256	13.5	24-46	52.2	1-7	14.3	13-22	59.1	47	2.5	33-0	11	12	5	20	62	3.3
2008-09	34-32	779	22.9	97-200	48.5	5-21	23.8	68-102	66.7	182	5.4	90-3	34	53	6	37	255	7.5
2009-10	37-36	888	24.0	95-199	47.7	5-15	33.3	72-122	59.0	214	5.8	112-4	72	62	7	46	267	7.2
<b>Totals</b>	<b>90-76</b>	<b>1923</b>	<b>21.4</b>	<b>216-445</b>	<b>48.5</b>	<b>11-43</b>	<b>25.6</b>	<b>141-226</b>	<b>62.4</b>	<b>443</b>	<b>4.9</b>	<b>235-7</b>	<b>117</b>	<b>127</b>	<b>18</b>	<b>103</b>	<b>584</b>	<b>6.5</b>

**Aaron Swartzendruber**

**Guard • 6-1 • 170 • Kolona, Iowa (Mennonite)**

YEAR	GP-GS	MIN	AVG	FG-A	PCT	3PT-A	PCT	FTA	PCT	REB	AVG	PF-FO	A	TO	BLK	ST	PTS	AVG
1994-95	21-1	187	8.9	13-51	25.5	4-13	30.8	5-8	62.5	23	1.1	9-0	14	9	0	8	35	1.7
1995-96	29-6	583	20.1	55-148	37.2	25-76	32.9	49-67	73.1	75	2.6	54-0	46	41	0	20	184	6.3
1996-97	26-22	817	31.4	67-215	31.2	34-119	28.6	82-96	85.4	98	3.8	62-1	77	43	1	38	250	9.6
1997-98	29-16	796	27.4	80-207	38.6	44-116	37.9	56-67	83.6	121	4.2	60-9	99	60	0	44	260	9.0
<b>Totals</b>	<b>105-45</b>	<b>2383</b>	<b>22.7</b>	<b>215-621</b>	<b>34.6</b>	<b>107-324</b>	<b>33.0</b>	<b>187-238</b>	<b>80.7</b>	<b>317</b>	<b>3.0</b>	<b>187-1</b>	<b>236</b>	<b>153</b>	<b>1</b>	<b>110</b>	<b>729</b>	<b>6.9</b>

**Roger Suttner**

**Forward • 7-0 • 195 • Ridgway, Ill. (High)**

YEAR	GP-GS	MIN	AVG	FG-A	PCT	3PT-A	PCT	FTA	PCT	REB	AVG	PF-FO	A	TO	BLK	ST	PTS	AVG
1961-62	24-0	---	---	22-66	33.3	---	---	24-43	55.8	59	2.5	21-1	---	---	---	---	68	2.8
1962-63	25-25	---	---	93-212	43.9	---	---	60-96	62.5	164	6.6	79-6	---	---	---	---	246	9.8
1963-64	29-29	---	---	138-295	46.8	---	---	97-169	57.4	243	8.4	104-1	---	---	---	---	373	12.9
<b>Totals</b>	<b>78-54</b>	---	---	<b>253-573</b>	<b>44.2</b>	---	---	<b>181-308</b>	<b>58.8</b>	<b>466</b>	<b>6.0</b>	<b>204-1</b>	---	---	---	---	<b>687</b>	<b>8.8</b>

**Jim Tangeman**

**Forward • 6-1 • 185 • Newton, Kan. (High)**

YEAR	GP	MIN	AVG	FG-A	PCT	3PT-A	PCT	FTA	PCT	REB	AVG	PF-FO	A	TO	BLK	ST	PTS	AVG
1952-53	3	---	---	0-0	0.0	---	---	1-2	50.0	---	---	---	---	---	---	---	1	0.3
1953-54	2	---	---	0-0	0.0	---	---	0-0	0.0	---	---	---	---	---	---	---	0	0.0
<b>Totals</b>	<b>5</b>	---	---	<b>0-0</b>	<b>0.0</b>	---	---	<b>1-2</b>	<b>50.0</b>	---	---	---	---	---	---	---	<b>1</b>	<b>0.2</b>

**Mario Taybron**

**Guard • 6-2 • 195 • Hampton, Va. (Ryan Academy/Eastern Oklahoma CC)**

YEAR	GP-GS	MIN	AVG	FG-A	PCT	3PT-A	PCT	FTA	PCT	REB	AVG	PF-FO	A	TO	BLK	ST	PTS	AVG
2005-06	27-8	513	19.0	49-116	42.2	17-46	37.0	15-22	68.2	46	1.7	37-0	76	43	5	19	130	4.8

**Kyle Taylor**

**Guard • 6-5 • 220 • Augusta, Kan. (High/Butler County CC)**

YEAR	GP-GS	MIN	AVG	FG-A	PCT	3PT-A	PCT	FTA	PCT	REB	AVG	PF-FO	A	TO	BLK	ST	PTS	AVG
2004-05	2-0	3	1.5	0-1	0.0	0-0	0.0	0-0	0.0	0	0.0	0-0	0	0	0	0	0	0.0
2005-06	3-0	2	0.7	1-1	100.0	0-0	0.0	0-0	0.0	1	0.3	0-0	0	0	0	0	2	0.7
<b>Totals</b>	<b>5-0</b>	<b>5</b>	<b>1.0</b>	<b>1-2</b>	<b>50.0</b>	<b>0-0</b>	<b>0.0</b>	<b>0-0</b>	<b>0.0</b>	<b>1</b>	<b>0.2</b>	<b>0-0</b>	<b>0</b>	<b>0</b>	<b>0</b>	<b>0</b>	<b>2</b>	<b>0.4</b>

**Roy Teas**

**Guard • 6-3 • 180 • Manhattan, Kan. (High)**

YEAR	GP-GS	MIN	AVG	FG-A	PCT	3PT-A	PCT	FTA	PCT	REB	AVG	PF-FO	A	TO	BLK	ST	PTS	AVG
1965-66	13-1	---	---	10-26	38.5	---	---	7-9	77.8	15	1.2	12-1	---	---	---	---	27	2.1

**Richie Terry**

**Guard • 6-3 • 210 • Joliet, Ill. (Joliet West/Jacksonville JC)**

YEAR	GP-GS	MIN	AVG	FG-A	PCT	3PT-A	PCT	FTA	PCT	REB	AVG	PF-FO
------	-------	-----	-----	------	-----	-------	-----	-----	-----	-----	-----	-------



**Larry Weigel** Guard/Forward \* 6-3 \* 195 \* Hays, Kan. (St. Joseph's Military Academy)

YEAR	GP-GS	MIN	AVG	FG-A	PCT	3PT-A	PCT	FTA	PCT	REB	AVG	PF-FO	A	TO	BLK	ST	PTS	AVG	
1964-65	23-4	---	---	38-107	355	---	---	32-47	681	53	2.3	30	---	---	---	---	---	108	4.7
1965-66	25-14	---	---	66-166	398	---	---	50-66	758	83	3.3	56	---	---	---	---	---	182	7.3
1966-67	22-8	---	---	51-114	447	---	---	32-46	696	48	2.1	34	---	---	---	---	---	134	6.0
<b>Totals</b>	<b>70-26</b>	---	---	<b>155-387</b>	<b>401</b>	---	---	<b>114-159</b>	<b>217</b>	<b>184</b>	<b>2.6</b>	<b>120</b>	---	---	---	---	---	<b>424</b>	<b>6.1</b>

**Nick Weigel** Guard \* 6-0 \* 175 \* Manhattan, Kan. (High)

YEAR	GP-GS	MIN	AVG	FG-A	PCT	3PT-A	PCT	FTA	PCT	REB	AVG	PF-FO	A	TO	BLK	ST	PTS	AVG
1988-89	3-0	5	1.7	1-2	500	0-0	0-0	0-0	0-0	1	1	0	1	0	0	0	0	0.0
1989-90	7-0	13	1.9	3-4	750	1-1	1,000	0-1	0-0	3	0.4	0-0	2	2	0	0	7	1.0
<b>Totals</b>	<b>10-0</b>	<b>18</b>	<b>2.0</b>	<b>4-6</b>	<b>667</b>	<b>1-1</b>	<b>1,000</b>	<b>0-1</b>	<b>0-0</b>	<b>3</b>	<b>0.3</b>	<b>0-0</b>	<b>3</b>	<b>0</b>	<b>0</b>	<b>1</b>	<b>7</b>	<b>0.8</b>

**Justin Werner** Guard \* 6-3 \* 190 \* Topeka, Kan. (Washburn Rural)

YEAR	GP-GS	MIN	AVG	FG-A	PCT	3PT-A	PCT	FTA	PCT	REB	AVG	PF-FO	A	TO	BLK	ST	PTS	AVG
2008-09	16-0	86	5.4	5-25	200	4-21	190	3-6	500	8	0.5	7-0	6	4	1	3	17	1.1

**Lindbergh White** Guard \* 6-0 \* 190 \* Omaha, Neb. (Central)

YEAR	GP-GS	MIN	AVG	FG-A	PCT	3PT-A	PCT	FTA	PCT	REB	AVG	PF-FO	A	TO	BLK	ST	PTS	AVG	
1970-71	22-6	---	---	38-114	333	---	---	27-46	587	54	2.5	40-0	---	---	---	---	---	103	4.7
1971-72	13-0	---	---	5-19	263	---	---	1-2	500	5	0.3	4-0	---	---	---	---	---	11	0.8
1972-73	1-0	---	---	0-2	000	---	---	0-0	0-0	0	0.0	0-0	---	---	---	---	---	0	0.0
<b>Totals</b>	<b>36-6</b>	---	---	<b>43-133</b>	<b>323</b>	---	---	<b>28-48</b>	<b>583</b>	<b>59</b>	<b>1.6</b>	<b>44-0</b>	---	---	---	---	---	<b>114</b>	<b>3.2</b>

**Alex Williams** Center/Forward \* 6-8 \* 215 \* St. Louis, Mo. (O'Fallon Tech)

YEAR	GP-GS	MIN	AVG	FG-A	PCT	3PT-A	PCT	FTA	PCT	REB	AVG	PF-FO	A	TO	BLK	ST	PTS	AVG
1983-84	28-7	395	14.1	45-71	634	---	---	35-57	614	65	2.3	54-11	11	35	14	4	125	4.5
1984-85	22-4	255	11.6	32-61	525	---	---	24-41	585	46	2.1	38-13	13	27	11	5	88	4.0
<b>Totals</b>	<b>50-11</b>	<b>650</b>	<b>13.0</b>	<b>77-132</b>	<b>583</b>	---	---	<b>59-98</b>	<b>602</b>	<b>111</b>	<b>2.2</b>	<b>92-24</b>	<b>24</b>	<b>62</b>	<b>25</b>	<b>9</b>	<b>213</b>	<b>4.3</b>

**Chuckie Williams** Guard \* 6-3 \* 190 \* Columbus, Ohio (East)

YEAR	GP-GS	MIN	AVG	FG-A	PCT	3PT-A	PCT	FTA	PCT	REB	AVG	PF-FO	A	TO	BLK	ST	PTS	AVG	
1972-73	1-0	---	---	0-1	000	---	---	0-0	0-0	0	0.0	0-0	---	---	---	---	---	0	0.0
1973-74	26-1	---	---	61-153	399	---	---	17-21	810	42	1.6	30-0	---	---	---	---	---	139	5.3
1974-75	29-29	---	---	290-594	488	---	---	60-73	822	111	3.8	65-0	---	---	---	---	---	640	22.1
1975-76	28-28	---	---	270-572	472	---	---	45-61	738	71	2.5	52-11	---	---	---	---	---	585	20.9
<b>Totals</b>	<b>84-58</b>	---	---	<b>621-1320</b>	<b>470</b>	---	---	<b>122-155</b>	<b>787</b>	<b>224</b>	<b>2.7</b>	<b>147-1</b>	---	---	---	---	---	<b>1364</b>	<b>16.2</b>

**Gary Williams** Forward \* 6-8 \* 195 \* Peoria, Ill. (Richwoods Community)

YEAR	GP-GS	MIN	AVG	FG-A	PCT	3PT-A	PCT	FTA	PCT	REB	AVG	PF-FO	A	TO	BLK	ST	PTS	AVG	
1963-64	22-0	---	---	35-82	427	---	---	16-47	340	82	3.7	34	---	---	---	---	---	86	3.9
1964-65	12-11	---	---	44-98	449	---	---	20-52	385	88	7.3	29	---	---	---	---	---	108	9.0
<b>Totals</b>	<b>34-11</b>	---	---	<b>79-180</b>	<b>439</b>	---	---	<b>36-99</b>	<b>364</b>	<b>170</b>	<b>5.0</b>	<b>63</b>	---	---	---	---	---	<b>194</b>	<b>5.7</b>

**Gene Williams** Forward \* 6-7 \* 225 \* San Francisco, Calif. (San Francisco City CC)

YEAR	GP-GS	MIN	AVG	FG-A	PCT	3PT-A	PCT	FTA	PCT	REB	AVG	PF-FO	A	TO	BLK	ST	PTS	AVG	
1967-68	28-22	---	---	87-179	486	---	---	43-77	558	283	10.1	84	---	---	---	---	---	217	7.7
1968-69	26-24	---	---	120-230	522	---	---	88-126	698	298	11.4	85	---	---	---	---	---	328	12.6
<b>Totals</b>	<b>54-46</b>	---	---	<b>207-409</b>	<b>506</b>	---	---	<b>131-203</b>	<b>645</b>	<b>581</b>	<b>10.8</b>	<b>169</b>	---	---	---	---	---	<b>545</b>	<b>10.1</b>

**Johnnie Williams** Center \* 6-9 \* 240 \* Chicago, Ill. (Carver/Cloud County CC)

YEAR	GP-GS	MIN	AVG	FG-A	PCT	3PT-A	PCT	FTA	PCT	REB	AVG	PF-FO	A	TO	BLK	ST	PTS	AVG
1995-96	18-0	112	6.2	11-28	393	0-0	0-0	9-26	346	24	1.3	18-0	1	18	3	2	31	1.7

**Justin Williams** Forward \* 6-10 \* 245 \* Hamburg, Ark. (Marshall (Wis.)/Kankakee (Ill.) CC)

YEAR	GP-GS	MIN	AVG	FG-A	PCT	3PT-A	PCT	FTA	PCT	REB	AVG	PF-FO	A	TO	BLK	ST	PTS	AVG
2003-04	27-4	388	14.4	36-76	474	0-0	0-0	35-58	603	87	3.2	64-1	8	26	7	1	107	4.0
2004-05	29-5	494	17.0	52-118	441	0-0	0-0	17-35	486	112	3.9	63-0	21	25	5	5	121	4.2
<b>Totals</b>	<b>56-9</b>	<b>882</b>	<b>15.8</b>	<b>88-194</b>	<b>454</b>	<b>0-0</b>	<b>0-0</b>	<b>52-93</b>	<b>559</b>	<b>199</b>	<b>3.6</b>	<b>127-1</b>	<b>29</b>	<b>51</b>	<b>12</b>	<b>6</b>	<b>228</b>	<b>4.1</b>

**Kenny Williams** Guard \* 6-3 \* 200 \* Chicago, Ill. (St. Joseph's)

YEAR	GP-GS	MIN	AVG	FG-A	PCT	3PT-A	PCT	FTA	PCT	REB	AVG	PF-FO	A	TO	BLK	ST	PTS	AVG
1981-82	15-0	---	---	7-21	333	---	---	7-12	583	6	0.4	8-0	7	---	---	---	21	1.4
1982-83	12-1	---	---	3-14	214	---	---	1-3	333	5	0.4	5-0	6	8	1	2	7	0.6
<b>Totals</b>	<b>27-1</b>	---	---	<b>10-35</b>	<b>286</b>	---	---	<b>8-15</b>	<b>533</b>	<b>11</b>	<b>0.4</b>	<b>13-0</b>	<b>13</b>	<b>8</b>	<b>1</b>	<b>2</b>	<b>28</b>	<b>1.0</b>

**Larry Williams** Forward \* 6-9 \* 215 \* Hobbs, N.M. (High)

YEAR	GP-GS	MIN	AVG	FG-A	PCT	3PT-A	PCT	FTA	PCT	REB	AVG	PF-FO	A	TO	BLK	ST	PTS	AVG	
1971-72	27-0	---	---	64-164	390	---	---	26-45	578	91	3.3	35-1	---	---	---	---	---	154	5.7
1972-73	25-22	---	---	97-241	403	---	---	40-50	800	136	5.4	50-0	---	---	---	---	---	234	9.4
1973-74	27-27	---	---	174-364	478	---	---	33-49	674	200	7.4	56-0	---	---	---	---	---	381	14.1
<b>Totals</b>	<b>79-49</b>	---	---	<b>335-769</b>	<b>436</b>	---	---	<b>99-144</b>	<b>688</b>	<b>427</b>	<b>5.4</b>	<b>141-1</b>	---	---	---	---	---	<b>769</b>	<b>9.7</b>

**Mike Williams** Forward \* 6-8 \* 210 \* Phoenix, Ariz. (Camelback)

YEAR	GP-GS	MIN	AVG	FG-A	PCT	3PT-A	PCT	FTA	PCT	REB	AVG	PF-FO	A	TO	BLK	ST	PTS	AVG	
1965-66	10-1	---	---	17-37	460	---	---	5-12	417	19	1.9	13	---	---	---	---	---	39	3.9

**Nick Williams** Guard \* 6-4 \* 180 \* Mansfield, Texas (High)

YEAR	GP-GS	MIN	AVG	FG-A	PCT	3PT-A	PCT	FTA	PCT	REB	AVG	PF-FO	A	TO	BLK	ST	PTS	AVG
2001-02	29-25	818	28.2	86-187	460	23-61	377	65-87	747	77	2.7	64-3	73	55	13	20	260	9.0

**Nino Williams** Forward \* 6-5 \* 215 \* St. Louis, Mo. (Leavenworth (Kan.)

YEAR	GP-GS	MIN	AVG	FG-A	PCT	3PT-A	PCT	FTA	PCT	REB	AVG	PF-FO	A	TO	BLK	ST	PTS	AVG
*2010-11	3-0	19	6.3	3-5	600	1-2	500	0-2	000	4	1.3	2-0	0	1	1	1	7	2.3
2011-12	12-0	74	6.2	3-21	333	2-11	182	10-37	269	25	2.1	7-0	44	1	1	2	26	2.2
2012-13	34-11	424	12.5	60-130	462	0-2	000	23-33	697	111	3.3	66-1	17	24	3	12	143	4.2
2013-14	33-13	537	16.3	77-153	503	0-0	000	52-72	722	114	3.5	92-4	21	29	4	15	206	6.2
2014-15	29-28	781	26.9	120-251	478	3-8	375	87-105	829	155	5.3	97-2	32	37	6	16	330	11.4
<b>Totals</b>	<b>111-49</b>	<b>1835</b>	<b>16.5</b>	<b>267-560</b>	<b>477</b>	<b>6-23</b>	<b>261</b>	<b>172-225</b>	<b>764</b>	<b>409</b>	<b>3.7</b>	<b>270-7</b>	<b>73</b>	<b>92</b>	<b>15</b>	<b>46</b>	<b>712</b>	<b>6.4</b>

**Rueadale "Rudi" Williams** Guard \* 6-3 \* 182 \* Hamilton, Ontario (Forest Trail (N.C.)/NE Oklahoma A&M)

YEAR	GP-GS	MIN	AVG	FG-A	PCT	3PT-A	PCT	FTA	PCT	REB	AVG	PF-FO	A	TO	BLK	ST	PTS	AVG
2020-21	27-4	491	18.2	50-124	403	15-51	294											



## Wildcat Nickname

Through its first 19 seasons, K-State had used "Aggies" as its nickname. But prior to the 1915 football season, coach **John "Chief" Bender** gave his squad the nickname "Wildcats." The moniker lasted the one season Bender coached at K-State. Under coach **Z.G. Clevenger** in 1917, the school team became known as the "Farmers." In 1920 new coach, **Charles Bachman**, took over the program, renaming the team "Wildcats." This time, the nickname stuck.

## Willie Wildcat

Willie, a student bedecked in a oversized Wildcat head, is Kansas State's No. 1 fan. Willie Wildcats are selected yearly by a panel appointed by the cheer coach. The mascot is a central part of athletic contests, but also attends functions around the state as an ambassador. Traditionally, the identity of the student is kept secret.

## K-State Colors

The school color Royal Purple was adopted in the fall of 1896 by a committee of "Miss Minnie L. Copeland, Jr. and Miss Winnifred Houghton and Miss Ina E. Holyrod, of the senior class, and perhaps one or more others." Although K-State's only official color is purple, white has been used as a complimentary color for many years. Silver and black are also common second and third colors. Former basketball coach **Bob Huggins** introduced a black uniform in 2006 and it continues to be used by both basketball teams, along with volleyball and baseball. The basketball team also utilized a silver uniform. Former basketball coach **Lowell "Cotton" Fitzsimmons** incorporated gold during his two-year stint (1968-70), but gold or yellow has not been used since that time.

## Lavender Two-Tone Uniform

Head coach **Jack Hartman** returned from a recruiting trip in Illinois and called **Jim Knight** of Knight's Sporting Goods in Salina, Kansas to meet with him on a new jersey idea. The two had been friends for years and Knight's Sporting Goods had been the primary vendor for all K-State products. Hartman had seen a lavender jersey and wanted to see if Knight could find a manufacturer. After some research, Knight and his son, **Chris**, found a company (Sand Knit) in Berlin, Wisconsin that said they could create the unique look. Hartman and Knight flew to the company's headquarters in Berlin and approved the new color scheme. Knight measured all the players and sent the order in for the two-tone purple uniforms. This was a new concept in uniforms to utilize the two shades of the same base color. One of the assistant coaches got pulled into the process and he told Knight, "I think Jack (Hartman) has lost his mind!" Even at the first fitting for the uniforms, famed big man **Ed Nealy** remarked "We are going to get called names that you have NEVER heard before!" The nation got to see the unique uniform first hand when **Sports Illustrated** used the picture of **Rolando Blackman** draining the jumper to upset Oregon State in the NCAA Tournament in Los Angeles in 1981.



## Powercat Logo

One of the most recognizable athletic logos in the nation is the Powercat. The logo was introduced by legendary football coach **Bill Snyder** shortly after his arrival in Manhattan in 1989 as the attitude of the entire athletics department and university was changing. K-State art professor **Tom Bookwalter**, in cooperation with Snyder, created the powerful logo that is a prominent feature on the football helmet, clothing, flags, bottled water, vanity plates for cars and just about anywhere in Manhattan. Previous logos used included a line drawing of a wildcat head and the cartoonish "Willie Wildcat" that is used only by the Alumni Association.



## Slogans

Several chants and slogans are used in association with the team. "Purple Pride" and "Eat 'Em Up, Eat 'Em Up K-S-U" and "Every Man A Wildcat" or "EMAW" are just a few. The term "Every Man A Wildcat" was popular in the '50s, '60s and early '70s, specifically with men's basketball, and once adorned the front of the Ahearn Field House press box. It has since been adopted by a number of sports. Kansas State, itself, is referred to in many different shortened versions. The most popular is "K-State", which is used by alums, friends and journalists from coast to coast.

## Songs

The Alma Mater was selected as a result of a 1903 campus contest. **H.W. Jones** ('88) was responsible for K-State's prized result. Jones' original work was four stanzas including the chorus. His version has been slightly altered over the years to include just two stanzas and the changing of the words from Kansas State Agricultural College to Kansas State University.

### alma mater

"I know a spot that I love full well, 'Tis not in forest nor yet in dell,  
ever it holds me with magic spell, I think of thee Alma Mater.  
'KSU, we'll carry the banner high, KSU long, long may thy colors fly.  
Loyal to thee thy children shall swell the cry.  
'Hail, Hail, Hail Alma Mater."

### wildcat victory

"Fight you K-State Wildcats. For Alma Mater fight-fight-fight.  
"Glory into combat for the purple and white. Faithful to our colors,  
we shall ever be, fighting ever fighting for a Wildcat Victory!"



## wabash cannonball

With a history like no other, the Wabash Cannonball may be known as a second fight song to the K-State contingent. Composed in 1933 as a folk ballad saluting the nation's rail-riding hobos, Wabash Cannonball was first performed for an athletic event at K-State on December 19, 1968. Wabash was the only selection in the band's repertoire that evening for a home basketball game at Ahearn Fieldhouse. Just three nights prior, arsonists had set fire to Nichols Hall, at the time the home of the Music Department, destroying all of the department's assets, including sheet music. The band director at the time, **Phil Hewitt**, just happened to have taken one copy of the Wabash home from the library that night to work on the arrangement; thus making it the only selection to survive the fire. Since then the Wabash Cannonball has come to represent the survival of the underdog in the hearts and minds of all true K-State fans, and has earned a secure place in the university's history. It was the judged the No. 1 football pregame tradition in the Big 12 in 2016 by *ESPN.com*.

## "Voice of the Wildcats"

To go along with the outstanding basketball tradition at K-State is a long line of memorable "Voices of the Wildcats." Wildcat fans around the region have enjoyed broadcasts by Hall-of-Famers **Bob Hilgendorf**, **Dev Nelson**, **Gary Bender**, **Fred White**, **Steve Physioc**, **Ron Paradis**, **Mitch Holthus**, **Greg Sharpe** and currently in his 20th season, **Wyatt Thompson**.



A pioneer in broadcasting in Kansas, **Bob Hilgendorf** was the Wildcats' play-by-play announcer for both football and basketball for seven years (1947-54). In 1951, he organized the K-State Sports Network, one of the country's first college-operated sports networks. He also broadcasted seven Final Fours.

**Dev Nelson** was the K-State Sports Information Director from 1966-72 and handled the Wildcats' play-by-play duties for football and basketball as "Voice of the Wildcats" for 25 years (1954-79). He earned Kansas Sportscaster of the Year honors five times and appeared on that award's final ballot of three for 18 consecutive years. In addition to his work on the Wildcat Network, he also was the first man on the Big Eight TV Network and originated the state high school basketball tournament all-site coverage. His first K-State athletics broadcast was a 65-51 win over Kansas in 1951 at Ahearn Field House on the 550-station Liberty Network. The Press Level of the West Stadium Center is named in honor of the 1949 K-State graduate.

**Gary Bender** worked for WIBW calling the action at Wildcat games sandwiched between Dev Nelson and Fred White during the 1966 and 1967 seasons. He went on to work for many years at CBS Sports, ABC Sports, ESPN, TNT and Fox Sports, including calling the 1981 NBA Finals and 1982 and 1983 NCAA Championship games. He officially retired on April 13, 2011 from Fox Sports Arizona after 18 years as the television play-by-play voice of the Phoenix Suns. Bender was inducted into the Kansas Sports Hall of Fame in 2008.

**Fred White** called the action for football and basketball games from 1967-79 for WIBW. He was the radio voice of the Kansas City Royals for 25 years. The award-winning announcer was heard year-round after working college basketball and football games for CBS Sports, NBC Sports, ABC Sports, CBS, Raycom, Jefferson Pilot, Creative Sports and ESPN. White, who earned numerous Kansas Sportscaster of the year awards, retired as the Royals' Director of Broadcast Services in 2008. He passed away on May 15, 2013 of complications from melanoma.

**Steve Physioc** served as "Voice of the Wildcats" from 1979-83. After leaving WIBW in 1983, he has served as play-by-play announcer for the Cincinnati Reds and Bengals (1983-87), San Francisco Giants (1987-88), San Diego Padres (1989-90), Golden State Warriors (1989-91), Vancouver Grizzlies (1995-96), Los Angeles Angels of Anaheim (1996-2009) and is currently in his ninth year, handling television play-by-play duties for the Kansas City Royals. Physioc was a member of the ESPN staff from 1988-95 where he announced Major League Baseball, college basketball and baseball as well as Big Ten football before joining FOX Sports Net and KCAL in Los Angeles. A 1977 graduate of K-State, he currently broadcasts college basketball games on FOX Sports and Big Ten Network.

**Ron Paradis** was a three-year letterman at K-State from 1964-66 before embarking on a broadcasting career. During his tenure at WIBW-TV, Paradis served as "Voice of the Wildcats" in 1984.

**Mitch Holthus** was "Voice of the Wildcats" from 1984-96 while earning Kansas Sportscaster of the Year honors in 1987, 1989, 1991, 1992, 1993 and 1994 by the National Association of Sportswriters and Sportscasters. He is the youngest broadcaster to receive every major sports casting award in the state of Kansas, winning the Kansas Broadcasters Association best play-by-play sports cast nine times. The 1996 winner of the Hod Humiston Award of Excellence in Kansas Sports casting and the 2007 winner of the John Sanders Spirit of the Valley by the Missouri Valley Conference, he was inducted in the K-State Athletics Hall of Fame in January 2016. He is in his 29th season as play-by-play analyst for the 2020 Super Bowl champion Kansas City Chiefs. He also broadcasts Missouri Valley Conference games on FOX Sports.

**Greg Sharpe** was K-State's man behind the mike from 1997 to 2001 and moved into the play-by-play role after serving as the Wildcats' color analyst from 1989 to 1996. Sharpe, who called the 2001 NCAA Tournament for the Westwood One radio network, was named the Kansas Sportscaster of the Year in 1997. He is currently in his 15th year as the play-by-play voice of the Nebraska Cornhuskers.





K-State's basketball tradition was born in **Nichols Gymnasium** located now on the grounds of Nichols Hall on the university campus. The gym achieved its fame, however, more for spawning the movement to build Ahearn Field House and for an arsonist's fire which gutted the structure on Dec. 13, 1968.

Nichols was named after **Ernest Nichols**, the university's fifth president from 1899-1909. Work on the facility began in February 1910, and was completed in June of that same year at a cost of \$84,190 (the money was appropriated from state funds).



The Wildcats defeated Bethany in the opener by a 40-20 count, then lost to Missouri, 58-55, in the final game on March 3, 1950.

Over the years, Kansas State won 227 games in the building (with a .627 winning percentage), including four seasons - 1916-17 (10-0); 1918-19 (10-0), 1919-20 (10-2) and 1947-48 (10-1) - of 10 victories. The last four teams compiled an impressive 36-5 (.878) record at Nichols Gym, including a 10-1 mark in 1947-48.

Fans at Nichols Gym saw some of the early milestones of the Kansas State program, including its first three All-Americans **F. I. Reynolds** (1917), **Frank Groves** (1937) and **Rick Harman** (1950) as well as early head coaches **Mike Ahearn**, **Zora G. Clevenger** (who would later be inducted into the College Football Hall of Fame) and **Jack Gardner** (who later would be inducted into the Naismith Basketball Hall of Fame).

The school's first two conference championship teams - the Missouri Valley Conference champions in 1917 (15-2) and 1919 (17-2) - both called Nichols Gym home with each of the squads going 10-0 in the building. The school's first Final Four team - 1947-48 - also competed in the arena and posted a 10-1 mark, while its last team won the Big Seven Conference crown in 1949-50.

The seating capacity of Nichols was just 2,800 and by the time it closed, the crowds were easily overflowing. The student body was divided into two groups, and the groups alternated in attendance at every other game. People actually sat on the rafters and practice goals to see the games. That overcrowding problem eventually led to the construction of Ahearn Field House.

Prior to the advent of Nichols Gymnasium, Kansas State basketball was played in several locales. Among the homecourts were Commercial Hall, the K-State YMCA at 1100 Fremont in Manhattan and various other buildings around the town, including a closed-down skating rink.

The first game ever played on campus, a bout between the student team and the faculty, was staged in the Ag Barn at the north end of campus in January 1906. Twenty-five spectators attended, and the goals were provided by the blacksmith shop.

**Year-by-Year Record**

**All-Time Record: 227-135 (.627)**

Season	W-L	Pct.
1910-11	4-1	.800
1911-12	7-3	.700
1912-13	8-2	.800
1913-14	7-3	.700
1914-15	4-9	.308
1915-16	9-3	.750
1916-17	10-0	1.000
1917-18	7-4	.636
1918-19	10-0	1.000
1919-20	10-2	.833
1920-21	8-1	.889
1921-22	2-7	.222
1922-23	0-8	.000
1923-24	5-3	.625
1924-25	4-5	.444
1925-26	5-1	.833
1926-27	5-2	.714
1927-28	4-5	.444
1928-29	4-3	.571
1929-30	3-4	.429
1930-31	3-4	.429
1931-32	5-2	.714
1932-33	7-2	.778
1933-34	3-6	.333
1934-35	4-5	.444
1935-36	3-3	.500
1936-37	4-3	.571
1937-38	7-3	.700
1938-39	5-6	.455
1939-40	4-3	.571
1940-41	5-3	.625
1941-42	6-3	.667
1942-43	6-6	.500
1943-44	4-7	.364
1944-45	6-4	.600
1945-46	3-5	.375
1946-47	9-2	.818
1947-48	10-1	.909
1948-49	8-1	.889
1949-50	9-1	.900
<b>Overall</b>	<b>227-135</b>	<b>.627</b>





# MIKE AHEARN FIELD HOUSE

Ahearn Field House meant different things to different people. To K-Staters, it meant great atmosphere, roaring crowds and Wildcat victories. To opponents, it meant intimidation, deafening noise and likely defeat.

Then legendary Indiana head coach **Bob Knight** paid the facility one of its biggest compliments by saluting the fans. The Hoosier mentor said, "This has to be the greatest basketball crowd in America."

Over four and half million fans witnessed Ahearn's long and fruitful tenure and saw the Wildcats amass an incredible record of 378-86 (.815) in 38 seasons. Included in those totals are six undefeated seasons - 1951-52 (11-0); 1958-59 (11-0); 1961-62 (10-0); 1969-70 (11-0); 1972-73 (12-0); 1974-75 (12-0) - and an arena-best 16 wins in 1981-82 under head coach **Jack Hartman**.



K-State averaged almost 10,000 fans for its 464 games in Ahearn Field House and drew an arena record 12,166 fans during the 1968-69 season. In fact, the Wildcats drew 11,000 or more fans 16 times in the history of Ahearn Field House, including nine straight seasons from 1961-62 to 1969-70. The 378 wins are also the second-most at a home venue.

Ahearn's beginning officially started April 16, 1940, with a student rally although

athletic director **Mike Ahearn** had mentioned the need for a new gymnasium several years earlier. The rally took place a full 10 years before the first game was played at the new field house. The student rally kicked off an extended period of student demonstrations, petitions and pleading with state legislators for a new athletics facility which would be home to numerous events. However, at the heart of the matter, was basketball seating, or the lack of it.

As head coach **Jack Gardner's** Wildcat teams began to take off, so did the demand for tickets in the 2,800-seat Nichols Gymnasium, which had been home to the team for 30 years. The college's enrollment alone was almost twice the seating capacity of Nichols. Students began their field house campaign, which soon grew to be a statewide effort, with the slogan "Let's have a Crackerjack Field House instead of a Crackerbox Coliseum."

After countless petitions and rallies, the students took things a step further in January 1941. With over 100 legislators attending the K-State/Kansas basketball game as guests of the university, a body fell from the rafters of Nichols where many of the students were forced to sit. Although the body was made of straw and covered with ketchup, the point was well taken.

"The way those students sat up on those rafters, it's really a wonder that somebody wasn't injured or killed," said **Dev Nelson**, the "Voice of the Wildcats" from 1954-79. "When the dummy fell from the rafters, it startled a lot of people."

In time, the long endeavors of the K-State students and supporters paid off with a new \$2 million facility, which was the fifth largest in the country at its construction and the largest in the state of Kansas with a seating capacity of 13,000.

The structure opened on Dec. 9, 1950, when K-State defeated Utah State, 66-56 before a sellout crowd. Later that same season, on Jan. 31, 1951, an Ahearn Field House record crowd of 14,028 crammed in to see the Wildcats crush No.4 Long Island, 85-65.

The last game in the building took place on March 5, 1988, when K-State defeated Missouri, 92-82, in front of 11,850. The last official capacity for the facility was 11,220 (over the years, seating was reduced due to fire codes).

Today, Ahearn Field House is one of America's showplace indoor facilities, serving as the home venue for K-State's acclaimed men's and women's indoor track and field teams and the women's volleyball squad, which has advanced to the NCAA Tournament 16 times in the past 20 seasons. Ahearn has served as host for the NCAA Tournament five times (1996, 2001, 2002, 2003 and 2007). The volleyball team has ranked among the top 25 programs in the nation for home attendance for eight consecutive seasons, placing 18th with more than 2,000 fans per contest in 2015.

## Year-by-Year Record

All-Time Record: 378-86 (.815)

Season	Gms	W-L	Total Attendance/Avg.
1950-51	13	12-1	148,647/11,434
1951-52	11	11-0	127,541/11,595
1952-53	10	9-1	117,198/11,720
1953-54	9	5-4	89,823/9,980
1954-55	10	6-4	92,684/9,268
1955-56	10	8-2	89,562/8,956
1956-57	11	10-1	96,305/8,755
1957-58	9	8-1	100,458/10,045
1958-59	11	11-0	118,442/10,767
1959-60	11	9-2	111,119/9,259
1960-61	12	11-1	116,586/10,599
1961-62	10	10-0	112,750/11,209
1962-63	11	8-3	124,750/11,341
1963-64	11	9-2	122,622/11,147
1964-65	11	7-4	124,792/11,345
1965-66	11	7-4	127,736/11,612
1966-67	12	8-4	127,945/11,631
1967-68	10	9-1	129,962/11,815
1968-69	11	9-2	133,831/12,166
1969-70	11	11-0	129,688/11,790
1970-71	13	8-5	130,652/10,888
1971-72	10	9-1	126,663/11,515
1972-73	12	12-0	134,170/11,181
1973-74	12	10-2	142,193/10,937
1974-75	12	12-0	125,837/10,486
1975-76	13	11-2	137,020/10,540
1976-77	13	12-1	143,416/11,032
1977-78	13	11-2	143,715/11,055
1978-79	14	10-4	133,130/10,240
1979-80	16	13-3	172,860/10,804
1980-81	17	15-2	167,560/9,856
1981-82	18	16-2	194,970/10,832
1982-83	15	9-6	151,210/10,081
1983-84	15	12-3	121,420/8,094
1984-85	16	11-5	116,793/7,300
1985-86	14	9-5	108,390/7,742
1986-87	13	10-3	118,936/9,149
1987-88	13	10-3	140,270/10,790
<b>Overall</b>	<b>464</b>	<b>378-86 [.815]</b>	

Nearly 5 million (4,851,636) watched games at legendary Ahearn Field House, an average of 10,411 over nearly 500 games from 1950-88.



4

*Final Fours*

The Wildcats advanced to Final Four in 1948, 1951, 1958, 1964 and NCAA Championship game in 1951.

21

*Conference Titles*

K-State's 21 conference titles have come in 4 leagues, including the 2013 and 2019 Big 12 Championships.

31

*NCAA Tournaments*

The 31 bids are the 22nd-most by a Division I program, which includes 9 in the last 15 seasons

41

*All-Americans*

23 Wildcats have earned All-America status, ranging from **F.I. Reynolds** in 1917 to **Rodney McGruder** in 2013.

50

*Draft Picks*

K-State is one of 19 schools to have produced more than one No. 1 NBA Draft pick.

1695

*Victories*

The Wildcats' 1,695 wins rank 43rd among Division I schools and includes a .583 winning percentage.




K-STATE BASKETBALL // 120 SEASONS AND COUNTING

*Championship*  
TRADITION



*EMERALD*





# LEGENDS

## K-STATE MEN'S BASKETBALL



### *Silver*


- Jake Anderson
- Ernie Barrett
- Austin Budke
- William O Butler
- Simmie Tyrone Clincy
- Larry Cohan
- Roger Craft
- Roy DeWitz
- Jeff Dusin
- Percy Eddie
- Josh Eilert
- Galen Erickson
- Carl Gerlach
- Bill Gettler
- Rob Heil
- Phil Heitmeyer
- Richard & Angella Heitmeyer
- Alan Heskamp
- Steve Ingram
- Dick Knostman
- Tim Kolling
- Dennis Lull
- Josh McCowan
- Pat McKenzie
- Gene McVey
- Ben Mitchell
- Gary Olds
- Thomas Rogge
- Bob Schumann
- George Shupe
- Lance Simmons
- Bob Smith
- Katherine Stone
- Kyle Taylor
- Larry Weigel
- Alex Williams
- Larry Weigel
- Zach Winter

### *Gold*

- Dean Danner
- Dallas Johnson
- Jerry Johnson
- Ed Matuszak
- Dr. Jamie McAtee
- Courtney Rogers

### *Lifetime*

- Hayden Abbott Family
- Ernie & Bonnie Barrett
- Coach Jack Hartman Family
- Coach Lon & Barb Kruger
- Dr. Dan Otto
- George Schultz, Jr.
- Coach Jerome & Carelyen Tang Family
- Coach Bruce & Megan Weber Family
- Coach Tex Winter Family



**Ernie Barrett**  
1948-51



**Jack Hartman**  
HEAD COACH  
1970-86



**Tex Winter**  
HEAD COACH  
1953-68



**EMAW**™